


NEW JERSEY STATE LIBRARY  
3 3009 00035 1850

# **FORTY-FIFTH ANNUAL REPORT OF THE DIVISION OF LOCAL GOVERNMENT SERVICES 1982**

## **STATEMENTS OF FINANCIAL CONDITION OF COUNTIES AND MUNICIPALITIES**



**DECEMBER, 1983**

**STATE OF NEW JERSEY**  
Thomas H. Kean, *Governor*

**DEPARTMENT OF COMMUNITY AFFAIRS**  
John P. Renna, *Commissioner*





**FORTY-FIFTH ANNUAL REPORT**  
**OF THE**  
**DIVISION OF LOCAL GOVERNMENT SERVICES**  
**1982**

**STATEMENTS OF FINANCIAL CONDITION**  
**OF COUNTIES AND MUNICIPALITIES**



Prepared by  
STATE OF NEW JERSEY  
N.J. DEPARTMENT OF COMMUNITY AFFAIRS  
DIVISION OF LOCAL GOVERNMENT SERVICES

**STATE OF NEW JERSEY**  
Thomas H. Kean, *Governor*


**DEPARTMENT OF COMMUNITY AFFAIRS**  
John P. Renna, *Commissioner*

**DIVISION OF LOCAL GOVERNMENT SERVICES**  
Barry Skokowski, *Director*



## TABLE OF CONTENTS

Letter of Transmittal	1
Foreword	2
Composition of Local Finance Board and State Officials	3
Acknowledgement	4
Statewide Totals for 1982 and Types of Local Government Units in New Jersey	5
POPULATION DATA	
Table 1: Population Classification of New Jersey Counties and Cities	6
Table 2: Local Units Ranked by Population - 1982 Estimates	7
COUNTY GOVERNMENT FISCAL DATA	
A two page set for each county follows:	12
1. County Government Fiscal Data	
2. Map of the County	
3. Summary Map of County Units	54
4. Summary of 21 County Government Data Sheets	56
MUNICIPAL FISCAL DATA SUMMARIZED BY COUNTIES	
1. Summary of 567 Municipal Government Data Sheets	57
2. Municipal Fiscal Summaries by Counties	58
MUNICIPAL FISCAL DATA	
One page per municipality, arranged alphabetically by name of municipality	79
MUNICIPALITIES OPERATING UNDER SPECIAL STATUTORY FORMS OF GOVERNMENT	646
SUMMARY OF STATEWIDE FINANCES, EXPENDITURES AND REVENUES	
Table 3: Summary of Current Finances of all Municipalities and Counties - 1978-1982	647
Table 4: Summary of Expenditures and Revenues of all County Government - 1978-1982	648
Table 5: Summary of Expenditures and Revenues of all Municipalities - 1978-1982	649
DATA ON DEBT	
Graph: Debt Trends of New Jersey Municipalities and Counties	650
Table 6: Statewide Trends in Statutory Net Capital Debt	651
Table 7: Total Gross and Net Debt of Counties and Municipalities by County	652
Table 8: Authority Debt	653
DATA ON LOCAL TAXATION	
Table 9: Trends in Current and Delinquent Local Property Taxes	656
Table 10: Special District Tax Levies in 1982	657
Table 11: State Equalized Property Tax Rates - All Municipalities by County	658
DATA ON MUNICIPALLY OPERATED UTILITIES	
Table 12: Finances of Municipally Operated Utilities	666
GENERAL REVENUE SHARING UTILIZATION BY ALL LOCAL UNITS FOR THE YEAR 1982	674
STATUTORY FORMS OF LOCAL UNIT GOVERNMENT	675
SUPPLEMENTARY DATA	
Table 13: County Local Health Services and Vocational School Taxes	676
GLOSSARY	678





JOHN P. RENNA  
COMMISSIONER

STATE OF NEW JERSEY  
DEPARTMENT OF COMMUNITY AFFAIRS  
363 WEST STATE STREET  
CN 800  
TRENTON, N.J. 08625

TO: THE HONORABLE THOMAS H. KEAN  
GOVERNOR

MEMBERS - NEW JERSEY LEGISLATURE

FROM: JOHN P. RENNA, COMMISSIONER  
DEPARTMENT OF COMMUNITY AFFAIRS *JPR*

I am pleased to transmit the forty-fifth  
Annual Report of the Division of Local  
Government Services.

In accordance with state law, the report  
includes comparative financial statistics  
of all municipalities and counties in the  
State. The statistics are tabulated to  
highlight the cost of government, the costs  
of principal services, the amount of debt  
incurred and other pertinent data.



## FOREWORD

This report, the forty-fifth in a series which has been published consecutively since 1938, is reflective of and parallels closely all preceding reports. The staff of the Division of Local Government Services exerted great effort to insure that this edition of the report would be received in a timely fashion this year.

The eleventh year of the General Revenue Sharing Program enacted in 1972 is included in the body of the report. Revenue Sharing budgeted receipts are indicated separately as revenue realized, and expenditures from these receipts are incorporated into the regular expenditure listings.

Information pertinent to the form of government and the number of members on the governing body is exhibited on each local unit page. Definitional information relative to statutory forms of government appears towards the end of the report. Similarly, a tabulation is provided listing the different types of governmental forms by county units.

As in prior years, care has been taken to preserve the comparability of data and to present, in convenient form, current financial and other statistics of the 588 local units of New Jersey government without diminishing the value of these reports as a historical series. The availability of current statistics of local finance has been of increasingly significant value to federal, state and local government officials, research groups, students of local finance and investors in municipal and school bond markets.

The financial statistics contained in this report have been assembled from financial statements prepared by the chief financial officer of the local unit. Computer checks applied to this data and our studies conclude that these statements are adequate for reporting purposes.

In addition to the municipal and county financial data, there are a number of special tables comparing revenues and expenditures, debt trends and equalized tax rated over the current decade. Also, tables listing each local unit in descending population order and another describing municipally operated utilities are provided.

A glossary providing essential information for the proper use of specific data is presented at the end of the report to assist those who may be unfamiliar with municipal finance and its terminology.

STATE OF NEW JERSEY  
Thomas H. Kean, Governor

DEPARTMENT OF COMMUNITY AFFAIRS  
John P. Renna, Commissioner

DIVISION OF LOCAL GOVERNMENT SERVICES  
Barry Skokowski, Director  
Carmine E. Capone, Deputy Director

MEMBERS OF THE LOCAL FINANCE BOARD

Barry Skokowski, Chairman  
Robert Miller, Vice Chairman  
Sheldon Blum  
Paul J. Contillo  
Robert H. Grasmere  
Kyle Keiderling  
Susan L. Nickolopoulos

Barry P. Clark, Executive Secretary

## ACKNOWLEDGEMENTS

The forty-fifth edition of this Annual Report was prepared by the Division's Local Government Support Services Unit. Grateful acknowledgement is extended to the following staff members: David S. Grimm who coordinated the Report's preparation, provided overall support, and supervised the data compilation; Anthony Celentano who wrote and updated the computer programs that structured the data necessary for generating the municipal and county sheets; Mary Roberts, Barbara Fell, Helen C. Forchi, Anthony VanDenbergh and Frank Haines III for data compilation and verification.

Acknowledgement is also extended to those employees of the Division of Local Government Services for their cooperation in providing ready access to source documents and rendering technical assistance.

Additionally, a debt of gratitude is owed to the Division of Taxation in the Department of Treasury and to the Office of Business Economics in the Department of Labor and Industry for providing us with valuation and population data used in this Report. We are also grateful to the Department of Transportation for allowing us the use of their computers.

General Obligation Bond Ratings for New Jersey municipalities were obtained from: Standard & Poor's Bond Guide, September 1983, Standard & Poor's Corp. NY,NY, and Moody's Bond Record, September 1983, Moody's Investors Service, NY,NY.

# STATEWIDE TOTALS FOR 1982

Population, 1980 (Revised)	7,364,823
Population, 1982 (Provisional)	7,438,003
Land Area (Square Miles)	7,487.32
Net Valuation Taxable-Municipal	\$120,514,450,565
Net Valuation Taxable-County	\$179,914,477,705
State Equalized Valuation	\$182,792,584,675
Tax Levy	\$ 4,558,756,569

## TYPES OF LOCAL GOVERNMENT UNITS IN NEW JERSEY

COUNTIES (21)		MUNICIPALITIES (567)				
COUNTY	BOROUGH	TOWNSHIP	CITY	TOWN	VILLAGE	TOTAL
Atlantic	3	6	13	1	0	23
Bergen	56	9	3	0	2	70
Burlington	6	31	3	0	0	40
Camden	27	8	2	0	0	37
Cape May	7	4	5	0	0	16
Cumberland	1	10	3	0	0	14
Essex	1	19	2	0	0	22
Gloucester	10	13	1	0	0	24
Hudson	1	2	4	5	0	12
Hunterdon	10	14	1	1	0	26
Mercer	4	8	1	0	0	13
Middlesex	12	10	3	0	0	25
Monmouth	35	15	2	0	1	53
Morris	16	20	0	3	0	39
Ocean	19	14	0	0	0	33
Passaic	10	3	3	0	0	16
Salem	3	11	1	0	0	15
Somerset	12	9	0	0	0	21
Sussex	8	15	0	1	0	24
Union	7	8	5	1	0	21
Warren	2	18	0	3	0	23
Total	250	247	52	15	3	567



TABLE 1  
POPULATION CLASSIFICATIONS OF NEW JERSEY COUNTIES AND CITIES  
(BASED UPON THE 1980 OFFICIAL CENSUS)

Counties (R.S. 40:17-2)

1st Class	Excess of 600,000 = Essex, Bergen
2nd Class	200,000-600,000 = Burlington, Morris, Union, Passaic, Camden, Middlesex, Mercer, Hudson, Somerset
3rd Class	50,000-200,000 = Not bordering on the Atlantic Ocean = Hunterdon, Salem Gloucester, Cumberland, Sussex, Warren
4th Class	Less than 50,000 = Not bordering on Atlantic Ocean = None
5th Class	Bordering on the Atlantic Ocean, exceeding 100,000 = Monmouth, Atlantic, Ocean
6th Class	Bordering on the Atlantic Ocean, less than 100,000 = Cape May

Cities (R.S. 40:167-2)

1st Class	Exceeding 150,000 = Newark and Jersey City
2nd Class	12,000-150,000
3rd Class	All those not in 1st or 2nd class, except cities bordering upon Atlantic Ocean which are seaside or summer resorts.
4th Class	All cities bordering upon the Atlantic Ocean which are seaside or summer resorts.



TABLE 2

### LOCAL UNITS RANKED BY POPULATION - 1982 ESTIMATES

COUNTY	POPULATION	MUNICIPALITY	POPULATION	MUNICIPALITY	POPULATION
Bergen	844,824	Irvington Twp.	61,021	Washington Twp. (Glou.)	29,507
Essex	841,256	Union City, City	56,709	Bridgewater Twp.	29,067
Middlesex	605,279	Brick Twp.	55,259	Neptune Twp.	29,012
Hudson	559,000	Vineland City	53,956	Nutley Twp.	28,725
Monmouth	512,478	Passaic City	53,477	Livingston Twp.	27,993
Union	505,821	Old Bridge Twp.	53,075	Garfield City	26,859
Camden	480,367	Union Twp. (Union)	50,899	Rahway City	26,750
Passaic	455,130	Parsippany T.H. Twp.	50,312	Howell Twp.	26,702
Morris	410,917	Wayne Twp.	47,594	Paramus Boro.	26,680
Burlington	371,995	Bloomfield Twp.	47,400	Jackson Twp.	26,316
Ocean	358,978	Gloucester Twp.	47,248	Bergenfield Boro.	25,715
Mercer	309,691	North Bergen Twp.	47,073	Berkeley Twp.	25,676
Somerset	205,441	Plainfield City	45,329	Millville City	25,169
Gloucester	204,333	Piscataway Twp.	42,862	Ridgewood Village	25,020
Atlantic	195,180	Hoboken City	42,104	Cranford Twp.	24,535
Cumberland	134,483	West New York Town	41,798	Lodi Boro.	23,718
Sussex	117,562	New Brunswick City	40,842	Deptford Twp.	23,713
Hunterdon	88,849	West Orange Twp.	40,047	Englewood City	23,567
Cape May	86,044	Willingboro Twp.	40,042	Ocean Twp.	23,485
Warren	84,994	Lakewood Twp.	39,082	West Milford Twp.	23,271
Salem	65,381	Teaneck Twp.	38,856	Hazlet Twp.	22,971
Total	7,438,003	Perth Amboy City	38,442	Evesham Twp.	22,797
		East Brunswick Twp.	38,308	Maplewood Twp.	22,750
<u>MUNICIPALITY</u>		Montclair Twp.	38,289	North Brunswick Twp.	22,653
		Linden City	37,784	Monroe Twp.	22,376
Newark City	322,214				
Jersey City, City	221,937	Altantic City, City	37,140	Winslow Twp.	21,435
Paterson City	138,582	Hackensack City	35,813	East Windsor Twp.	21,402
Elizabeth City	106,804	Kearny Town	35,255	Hillside Twp.	21,386
Woodbridge Twp.	92,561	Belleville Twp.	35,205	Cliffside Park Boro.	21,324
		Ewing Twp.	34,655	Scotch Plains Twp.	21,196
Trenton City	91,976				
Camden City	84,238	Pennsauken Twp.	34,115	Manalapan Twp.	21,175
Hamilton Twp. (Mer)	83,221	Fort Lee Boro.	32,675	Summit City	21,123
East Orange City	76,481	Franklin Twp. (Som.)	32,342	Lawrence Twp. (Mercer)	20,761
Clifton City	75,740	Fair Lawn Boro.	31,949	Hillsborough Twp.	20,681
		Orange City, Twp.	30,744	Roselle Boro.	20,587
Edison Twp.	72,592				
Cherry Hill Twp.	69,855	Westfield Town	30,562	Maple Shade Twp.	20,578
Dover Twp.	66,333	Sayreville Boro.	30,365	South Plainfield Boro.	20,416
Middletown Twp.	64,290	Pemberton Twp.	30,026	Carteret Boro.	20,274
Bayonne City	64,283	Manchester Twp.	29,844	Lyndhurst Twp.	20,205
		Long Branch City	29,649	Rockaway Twp.	19,647

TABLE 2 - (continued)

<u>MUNICIPALITY</u>	<u>POPULATION</u>	<u>MUNICIPALITY</u>	<u>POPULATION</u>	<u>MUNICIPALITY</u>	<u>POPULATION</u>
Mount Laurel Twp.	19,638	Madison Boro.	15,481	Haddonfield Boro.	12,383
Egg Harbor Twp.	19,608	Hopatcong Boro.	15,345	Little Falls Twp.	12,272
Marlboro Twp.	19,461	Secaucus Town	15,017	Harrison Town	12,254
Freehold Twp.	19,459	Delran Twp.	14,863	Washington Twp. (Morris)	12,233
Morris Twp.	19,430	Lacey Twp.	14,735	Hammonton Town	12,189
Millburn Twp.	19,426	Ocean City, City	14,731	Princeton Boro.	12,098
Wall Twp.	19,104	Glassboro Boro.	14,677	Hasbrouck Heights Boro.	12,075
Roxbury Twp.	19,019	Dover Town	14,530	Ventnor City, City	11,908
N. Plainfield Boro.	18,911	Montville Twp.	14,390	Red Bank Boro.	11,890
Rutherford Boro.	18,888	Galloway Twp.	14,364	Somerville Boro.	11,850
Mount Olive Twp.	18,819	Denville Twp.	14,253	Hanover Twp.	11,813
Bridgeton City	18,752	South River Boro.	14,149	Middle Twp.	11,726
Medford Twp.	18,649	Springfield Twp.	14,086	Burlington Twp.	11,616
Hawthorne Boro.	18,622	Verona Twp.	14,067	Totowa Boro.	11,602
Lindenwold Boro.	18,353	Saddle Brook Twp.	13,981	West Paterson Boro.	11,496
Elmwood Park Boro.	18,330	Pennsville Twp.	13,871	Glen Rock Boro.	11,393
Dumont Boro.	18,197	Pequannock Twp.	13,808	West Caldwell Twp.	11,314
West Deptford Twp.	18,084	Princeton Twp.	13,772	Stafford Twp.	11,287
Point Pleasant Boro.	17,977	Bellmawr Boro.	13,768	Manville Boro.	11,241
Randolph Twp.	17,940	Palisades Park Boro.	13,670	Westwood Boro.	11,143
Lower Twp.	17,856	Tenafly Boro.	13,640	Readington Twp.	11,013
Aberdeen Twp.	17,783	Metuchen Boro.	13,530	River Edge Boro.	11,007
South Brunswick Twp.	17,306	Sparta Twp.	13,429	Pompton Lakes Boro.	10,947
Monroe Twp.	17,113	Oakland Boro.	13,399	Hopewell Twp. (Mercer)	10,937
Vernon Twp.	16,735	Middlesex Boro.	13,367	Woodbury City	10,772
Clark Twp.	16,732	Roselle Park Boro.	13,357	Mount Holly Twp.	10,763
New Milford Boro.	16,725	Weehawken Twp.	13,335	Waldwick Boro.	10,719
Asbury Park City	16,712	Pleasantville City	13,207	Wallington Boro.	10,644
Phillipsburg Town	16,508	Highland Park Boro.	13,187	Burlington City	10,641
N. Arlington Boro.	16,433	Eatontown Boro.	13,184	Hamilton Twp. (Atlantic)	10,622
Morristown Town	16,403	Franklin Twp. (Glou.)	13,158	Fairview Boro.	10,510
New Hanover Twp.	16,377	Ringwood Boro.	13,020	Keansburg Boro.	10,460
Jefferson Twp.	16,234	Ramsey Boro.	12,951	Hillsdale Boro.	10,435
Cinnaminson Twp.	16,163	Gloucester City, City	12,918	Somers Point City	10,297
Haddon Twp.	16,155	Bernards Twp.	12,884	Wanaque Boro.	10,262
Voorhees Twp.	15,867	Ridgefield Park Vill.	12,621	Ridgefield Boro.	10,222
Collingswood Boro.	15,848	Berkeley Heights Twp.	12,610	Freehold Boro.	10,017
Moorestown Twp.	15,786	Cedar Grove Twp.	12,592	Florham Park Boro.	9,996
S. Orange Vill. Twp.	15,780	Mahwah Twp.	12,493	Warren Twp.	9,865
Wyckoff Twp.	15,753	New Providence Boro.	12,418	Maywood Boro.	9,806

TABLE 2 - (continued)

<u>MUNICIPALITY</u>	<u>POPULATION</u>	<u>MUNICIPALITY</u>	<u>POPULATION</u>	<u>MUNICIPALITY</u>	<u>POPULATION</u>
River Vale Twp.	9,699	Stratford Boro.	8,013	Absecon City	6,965
Pitman Boro.	9,696	Bloomington Boro.	8,013	Plainsboro Twp.	6,955
Washington Twp. (Bergen)	9,635	Colts Neck Twp.	8,012	Upper Deerfield Twp.	6,937
Bound Brook Boro.	9,613	Beachwood Boro.	8,006	Paulsboro Boro.	6,903
Audubon Boro.	9,556	Riverside Twp.	7,994	Bernardsville Boro.	6,814
Runnemede Boro.	9,482	Upper Saddle River Boro.	7,992	Rockaway Boro.	6,755
East Hanover Twp.	9,348	Wood-Ridge Boro.	7,961	Haledon Boro.	6,708
Little Ferry Boro.	9,334	Leonora Boro.	7,954	Belmar Boro.	6,686
Edgewater Park Twp.	9,308	Tinton Falls Boro.	7,950	Tabernacle Twp.	6,551
North Hanover Twp.	9,212	Clinton Twp.	7,948	Dunnellen Boro.	6,495
Franklin Lakes Boro.	9,201	Branchburg Twp.	7,880	Washington Boro.	6,479
Mantua Twp.	9,174	Kinnelon Boro.	7,850	Union Beach Boro.	6,300
Raritan Twp.	9,163	East Rutherford Boro.	7,815	Linwood City	6,203
Margate City, City	9,152	Glen Ridge Boro. Twp.	7,783	Oceanport Boro.	6,185
Florence Twp.	9,136	Fanwood Boro.	7,760	Raritan Boro.	6,150
Little Egg Harbor Twp.	9,063	Northfield City	7,748	Carlstadt Boro.	6,123
Barnegat Twp.	8,980	Emerson Boro.	7,737	Allendale Boro.	6,088
Brigantine City	8,931	Newton Town	7,676	North Caldwell Twp.	6,083
Southampton Twp.	8,926	Caldwell Boro. Twp.	7,633	Clayton Boro.	6,033
Pine Hill Boro.	8,916	Cresskill Boro.	7,620	Somerdale Boro.	5,922
Matawan Boro.	8,796	Rumson Boro.	7,560	Berlin Boro.	5,818
Chatham Twp.	8,782	Byram Twp.	7,519	Mansfield Twp.	5,782
Holmdel Twp.	8,772	Butler Boro.	7,506	Clementon Boro.	5,771
West Windsor Twp.	8,747	Wantage Twp.	7,438	Morris Plains Boro.	5,761
Hackettstown Town	8,747	Barrington Boro.	7,428	Englewood Cliffs Boro.	5,760
Lincoln Park Boro.	8,701	Montgomery Twp.	7,427	Fairfield Twp.	5,736
Waterford Twp.	8,665	Pittsgrove Twp.	7,412	Wharton Boro.	5,678
Oradell Boro.	8,664	West Long Branch Boro.	7,408	Penns Grove Boro.	5,642
Boonton Town	8,503	Montvale Boro.	7,369	Woodcliff Lake Boro.	5,640
Carneys Point Twp.	8,467	Passaic Twp.	7,350	Fair Haven Boro.	5,622
Spotswood Boro.	8,464	Guttenberg Town	7,339	Rochelle Park Twp.	5,541
Park Ridge Boro.	8,451	Midland Park Boro.	7,335	Little Silver Boro.	5,510
Chatham Boro.	8,428	Keyport Boro.	7,305	Berlin Twp.	5,495
Haddon Heights Boro.	8,380	Upper Twp.	7,299	Point Pleasant Beach Boro.	5,477
North Haledon Boro.	8,320	Palmyra Boro.	7,218	Spring Lake Heights Boro.	5,419
Bogota Boro.	8,266	Bordentown Twp.	7,215	Lebanon Twp.	5,413
Kenilworth Boro.	8,239	Mountainside Boro.	7,129	Greenwich Twp. (Glou.)	5,409
South Amboy City	8,159	Milltown Boro.	7,007	Manasquan Boro.	5,332
Closter Boro.	8,116	Buena Vista Twp.	7,004	Mullica Twp.	5,325
Fairfield Twp.	8,079	Salem City	7,003	Watchung Boro.	5,309

TABLE 2 - (continued)

<u>MUNICIPALITY</u>	<u>POPULATION</u>	<u>MUNICIPALITY</u>	<u>POPULATION</u>	<u>MUNICIPALITY</u>	<u>POPULATION</u>
Roseland Boro.	5,300	Brielle Boro.	4,303	High Bridge Boro.	3,410
Lumberton Twp.	5,264	So. Bound Brook Boro.	4,303	Hainsport Twp.	3,335
Chester Twp.	5,264	Hampton Twp.	4,287	Mine Hill Twp.	3,327
Neptune City Boro.	5,214	Wildwood Crest Boro.	4,252	Logan Twp.	3,311
Prospect Park Boro.	5,204	Washington Twp. (Warren)	4,251	Boonton Twp.	3,308
Cape May City	5,133	Oaklyn Boro.	4,231	Elk Twp.	3,305
Highlands Boro.	5,080	Old Tappan Boro.	4,217	Woodstown Boro.	3,293
Mendham Boro.	5,022	Spring Lake Boro.	4,213	Wrightstown Boro.	3,203
Northvale Boro.	5,015	East Greenwich Twp.	4,202	Upper Pittsgrove Twp.	3,193
Medford Lakes Boro.	4,983	Jamesburg Boro.	4,201	Bethlehem Twp.	3,084
Lopatcong Twp.	4,957	Chesterfield Twp.	4,177	Riverton Boro.	3,081
Demarest Boro.	4,956	Mount Arlington Boro.	4,175	Lawnside Boro.	3,041
Magnolia Boro.	4,911	Ho-Ho-Kus Boro.	4,126	Independence Twp.	2,970
Atlantic Highlands Boro.	4,907	Tewksbury Twp.	4,117	Shrewsbury Boro.	2,937
Mount Ephraim Boro.	4,875	Mountain Lakes Boro.	4,116	Beverley City	2,918
North Wildwood City	4,864	Flemington Boro.	4,073	Quinton Twp.	2,906
Wildwood City	4,847	Millstone Twp.	4,048	Lakehurst Boro.	2,898
Commercial Twp.	4,838	Merchantville Boro.	3,973	White Twp.	2,884
Maurice River Twp.	4,806	Lambertville City	3,972	Saddle River Boro.	2,866
Frankford Twp.	4,773	Stillwater Twp.	3,952	Alexandria Twp.	2,847
Westville Boro.	4,755	So. Toms River Boro.	3,933	Pilesgrove Twp.	2,845
Garwood Boro.	4,754	Union Twp. (Hunt.)	3,905	Sea Isle City, City	2,836
Shamong Twp.	4,732	Delaware Twp.	3,854	Upper Freehold Twp.	2,788
Bradley Beach Boro.	4,722	Pohatcong Twp.	3,844	Kingwood Twp.	2,748
Plumsted Twp.	4,713	Eastampton Twp.	3,825	Springfield Twp. (Burl.)	2,744
Green Brook Twp.	4,667	Stanhope Boro.	3,802	Allamuchy Twp.	2,726
Edgewater Boro.	4,656	Ocean Twp. (Ocean)	3,787	Alloway Twp.	2,720
Hardyston Twp.	4,642	Long Beach Twp.	3,781	Ogdensburg Boro.	2,717
Harrington Park Boro.	4,593	Delanco Twp.	3,744	Woodbine Boro.	2,711
Egg Harbor City	4,581	Harrison Twp.	3,655	Moonachie Boro.	2,686
Holland Twp.	4,576	Buena Boro.	3,544	Alpha Boro.	2,653
Andover Twp.	4,563	National Park Boro.	3,540	Harmony Twp.	2,639
Hightstown Boro.	4,548	Westampton Twp.	3,533	Sea Girt Boro.	2,637
Norwood Boro.	4,507	East Amwell Twp.	3,513	Deerfield Twp.	2,591
Mendham Twp.	4,480	Washington Twp. (Mercer)	3,502	Woodlynne Boro.	2,586
Franklin Boro.	4,472	Netcong Boro.	3,501	Mansfield Twp. (Burl.)	2,560
Blairstown Twp.	4,462	Monmouth Beach Boro.	3,493	Tuckerton Boro.	2,532
Bordentown City	4,444	Haworth Boro.	3,486	Gibbsboro Boro.	2,525
Hopewell Twp. (Cumberland)	4,379	Woodbury Heights Boro.	3,469	Riverdale Boro.	2,489
Dennis Twp.	4,340	Harding Twp.	3,446	Green Twp.	2,483



TABLE 2 - (continued)

<u>MUNICIPALITY</u>	<u>POPULATION</u>	<u>MUNICIPALITY</u>	<u>POPULATION</u>	<u>MUNICIPALITY</u>	<u>POPULATION</u>
Belvidere Town	2,465	Greenwich Twp. (Warren)	1,733	Englishtown Boro.	972
Bedminster Twp.	2,454	Lafayette Twp.	1,677	Greenwich Twp. (Cumb.)	964
Lawrence Twp. (Cumb.)	2,423	Oxford Twp.	1,654	Helmetta Boro.	953
Sussex Boro.	2,395	Hampton Boro.	1,647	Allenhurst Boro.	904
Fredon Twp.	2,348	Chesilhurst Boro.	1,638	Glen Gardner Boro.	903
Franklin Twp. (Warren)	2,347	Surf City Boro.	1,617	Estell Manor City	902
Essex Fells Twp.	2,330	Chester Boro.	1,601	Andover Boro.	886
Avalon Boro.	2,326	Island Heights Boro.	1,600	Branchville Boro.	864
Franklin Twp. (Hunt.)	2,319	Lower Alloways Creek Twp.	1,578	Port Republic City	857
Wenonah Boro.	2,305	Alpine Boro.	1,574	Bloomsbury Boro.	851
Avon-By-The-Sea Boro.	2,303	Elmer Boro.	1,565	Roosevelt Boro.	825
West Amwell Twp.	2,273	South Harrison Twp.	1,564	Washington Twp. (Burl.)	819
Laurel Springs Boro.	2,259	Newfield Boro.	1,548	Lebanon Boro.	803
So. Hackensack Twp.	2,213	Frenchtown Boro.	1,542	Rocky Hill Boro.	711
Brooklawn Boro.	2,140	South Belmar Boro.	1,537	Far Hills Boro.	675
Knowlton Twp.	2,135	Ship Bottom Boro.	1,510	Barnegat Light Boro.	640
Lavallette Boro.	2,103	Hope Twp.	1,509	Stockton Boro.	635
Montague Twp.	2,100	Sandyston Twp.	1,492	Shiloh Boro.	606
Pennington Boro.	2,088	Frelinghuysen Twp.	1,482	Fieldsboro Boro.	599
Peapack Gladstone Boro.	2,074	Stow Creek Twp.	1,411	Millstone Boro.	523
Swedesboro Boro.	2,033	Ocean Gate Boro.	1,404	Mantoloking Boro.	445
Cranbury Twp.	2,003	Bay Head Boro.	1,370	Harvey Cedars Boro.	388
Woodland Twp.	1,985	Bass River Twp.	1,354	Lock Arbour Village	367
Hopewell Boro.	1,984	Milford Boro.	1,345	West Wildwood Boro.	360
Allentown Boro.	1,937	Farmingdale Boro.	1,336	Cape May Point Boro.	274
Deal Boro	1,936	Stone Harbor Boro.	1,286	Corbin City, City	255
Downe Twp.	1,915	Elsinboro Twp.	1,281	Rockleigh Boro.	191
East Newark Boro.	1,896	Audubon Park Boro.	1,275	Walpack Twp.	149
Folsom Boro.	1,894	Hi-Nella Boro.	1,251	Pahaquarry Twp.	26
Clinton Town	1,890	Weymouth Twp.	1,248	Pine Valley Boro.	24
Oldmans Twp.	1,867	Longport Boro.	1,236	Teterboro Boro.	21
Hamburg Boro.	1,818	Victory Gardens Boro.	1,218	Tavistock Boro.	9
Seaside Park Boro.	1,808	West Cape May Boro.	1,203		
Pine Beach Boro.	1,807	Pemberton Boro.	1,196		
Seaside Heights Boro.	1,803	Woolwich Twp.	1,144		
Sea Bright Boro.	1,802	Interlaken Boro.	1,024		
Beach Haven Boro.	1,783	Eagleswood Twp.	1,021		
Winfield Twp.	1,781	Califon Boro.	1,005		
Liberty Twp.	1,748	Hardwick Twp.	993		
Mannington Twp.	1,738	Shrewsbury Twp.	982		



Population 1980 194,119 Net Valuation Taxable  
 Population 1982 195,180 4,806,245,385  
 S & P Rating AAA Net Valuation on Which County Taxes  
 Moody Rating A1 are apportioned:  
 Land Area 566.97 Sq. Miles 8,241,255,194

## ATLANTIC COUNTY - Class 5

## Form of Government:

County Exec. Plan - (O.C.C.L. - 1972)

Number of Freeholders on Board - 9

## PER CAPITA:

Gross Debt 256.46  
 Net Debt 254.87  
 Debt Service 27.74  
 Total Tax Levy 178.75  
 County Functions: 284.95

## PER CENT:

Gross Debt .71  
 Net Debt .71

EXPENDITURES		EXPENDITURES (cont'd.)		REVENUES REALIZED	
<b>GENERAL GOVERNMENT</b>		<b>EDUCATION (excluding schools)</b>		<b>Property Taxes</b>	<b>34,887,695.60</b>
Governing Body and Public Boards	41,202.44	County Superintendent of Schools	127,311.00	Financial Business Tax	
County Clerk	736,891.00	Vocational Schools	2,509,269.00	Franchise Tax	
Financial Administration	356,336.00	County College	2,669,060.00	Bank Corp. Tax	
Board of Taxation	51,380.00	County Extension Services	179,475.00	Other Miscellaneous Taxes	
Planning, Housing, Development	567,793.46	Libraries	120,000.00	State Aid Revenues	2,912,640.47
Human Resources	2,085,840.68	Other Educational Services	47,530.00	Federal Aid Revenues	3,396,075.64
Elections	639,015.00	<b>STATUTORY EXPENDITURES</b>		Institutional Revenues	1,904,280.03
General Administration	6,389,830.41	Pensions and F.J.C.A.	2,446,250.00	State and Local Fiscal Assistance Act Utilized	2,763,643.28
<b>JUDICIARY</b>		Employee Fringe Benefits	1,569,850.00	Courts	286,944.51
Superior Court-Law Division	821,059.00	Other Statutory Expenditures	102,600.00	County Clerk & Register	721,334.80
County Courts		Ceta & Other Public Employment Programs	3,816,098.36	Surrogate	92,095.24
County District Courts	314,661.00	<b>COUNTY FUNCTIONS TOTAL</b>	50,158,941.06	Sheriff	305,684.92
Juvenile and Domestic Relations Courts	323,749.00	<b>CAPITAL IMPROVEMENTS *MEMO</b>	300,000.00	Other Miscellaneous Revenues	8,341,835.92
Jury Commission and Jurors' Fees	14,400.00	<b>DEBT SERVICE</b>		Other Revenues, Revenue Sharing, Tax Effort	
Law Library	2,000.00	Principal Payments	4,284,955.82	<b>TOTAL</b>	<b>55,622,230.41</b>
Prosecutor's Office	2,251,674.00	Interest Payments	1,130,299.05	Prior Years Surplus Appropriated	3,500,000.00
Surrogate's Office	135,820.00	<b>DEFERRED CHARGES</b>	<b>43,026.70</b>	<b>REVENUES TOTAL</b>	<b>59,122,230.41</b>
Probation Office	1,109,036.00	<b>RESERVE FOR UNCOLLECTED TAXES</b>		<b>CURRENT FINANCES DECEMBER 31,</b>	
County Clerk (Judicial Functions)	305,310.00	<b>EXPENDITURES TOTAL</b>	<b>55,617,222.63</b>	<b>ASSETS</b>	
Sheriff's Office (Judicial Functions)	273,723.00	<b>CAPITAL DEBT AUTHORIZED, DECEMBER 31,</b>		Cash Dec. 31,	10,358,022.37
Other Judicial		<b>ISSUED AND UNISSUED GROSS DEBT</b>	<b>NET DEBT</b>	Taxes Receivable	126,780.03
<b>PUBLIC SAFETY</b>		School		Emergencies and Other Deferred Charges	
County Police	408,525.00	Self-liquidating		State Aid Receivable	909,231.22
Sheriff's Office	1,366,619.00	Other	50,056,000	Other Receivable	11,394,033.62
Civil Defense and Disaster Control	17,499.00	<b>Total</b>	<b>50,056,000</b>	<b>TOTAL</b>	
Environmental Inspection and Control				<b>LIABILITIES RESERVES, AND SURPLUS</b>	
Weights and Measures				Cash Liabilities	4,210,876.98
Correctional and Penal	1,758,093.00			Reserves For Receivables	1,004,148.54
Other Public Safety	8,500.00			Surplus Dec. 31,	6,179,008.10
<b>PUBLIC WORKS</b>				<b>TOTAL</b>	<b>11,394,033.62</b>
Roads and Bridges, Streets, Drainage		<b>ISSUED AND OUTSTANDING</b>			
State Aid Motor Vehicle Fund		School			
County Funds	2,168,751.00	Self-liquidating			
Other Roads and Bridges		Other	45,969,000.00		
Public Buildings and Grounds	1,446,700.50	<b>Total</b>	<b>45,969,000.00</b>		
Other Public Works	357,810.94	Equalized Valuation Basis			
<b>HEALTH AND WELFARE</b>		for Net Debt Computation	<b>7,021,315,654.67</b>		
County Health Department		<b>CAPITAL OUTLAY TOTAL</b>	<b>13,766,543.82</b>		
Mental Health Activities	3,019,000.00	Public Enterprises			
Tubercular Patient Care		Recreation—Culture			
County Hospitals, Homes	200,000.00	Public Works	1,858,169.84		
County Aid to Hospitals		Buildings and Grounds	10,692,867.26		
Health Clinics		Library and Education	1,215,506.72		
Mosquito Extermination		Conservation			
Health Services Except Environmental	4,111,766.00	All Other			
County Welfare Board	4,182,485.00				
Child Welfare	15,000.00				
Other Welfare Services	304,000.00				
<b>RECREATION AND CONSERVATION</b>					
Parks, Playgrounds, Shade Trees	459,529.00				
Land Reclamation and Conservation	247,498.27				
Other Recreational Services					

COUNTY Atlantic

COUNTY SEAT Mays Landing

Form of Government: Board of Chosen Freeholders 9 Members

Number of Constituent Municipalities 23

Population Census 1980 194,119

Population Estimated 1982 195,180

Land Area - Square Miles 566.97

Net Valuation on which County Taxes are Apportioned \$8,241,255,194

Tax Rate per \$100 \$ .423

Tax Levy \$34,887,695.60

**Distribution of Ratables:**

Class	Line Items	Assessed Valuation	% of Valuation
Vacant Land	42,967	431,989,180	9.10
Residential	63,398	2,550,265,629	53.71
Farm	2,512	35,160,454	.74
Commercial	5,150	1,589,679,640	33.48
Industrial	162	38,298,890	.81
Apartments	514	102,712,780	2.16
<b>TOTAL</b>	<b>114,703</b>	<b>4,748,106,573</b>	<b>100.00</b>

**Bond Ratings:**

Moody's A1

Standard & Poor's AAA

*\*County Executive Plan - Optional County Charter Law-1972*



ATLANTIC COUNTY



Population 1980 845,385 Net Valuation Taxable  
 Population 1982 844,824 20,854,326,540  
 S & P Rating AAA Net Valuation on Which County Taxes  
 Moody Rating AAA are apportioned:  
 Land Area 234.57 Sq. Miles 27,912,484,775

**BERGEN COUNTY – Class 1****Form of Government:****Board of Chosen Freeholders****Number of Freeholders on Board – 9****PER CAPITA:**

Gross Debt 210.84  
 Net Debt 210.84  
 Debt Service 18.72  
 Total Tax Levy 120.48  
 County Functions: 190.53

**PER CENT:**

Gross Debt .67  
 Net Debt .67

EXPENDITURES		EXPENDITURES (cont'd.)		REVENUES REALIZED	
<b>GENERAL GOVERNMENT</b>		<b>EDUCATION (excluding schools)</b>		<b>Property Taxes</b>	<b>101,784,896.31</b>
Governing Body and Public Boards	648,230.00	County Superintendent of Schools	165,110.00	Financial Business Tax	
County Clerk	1,003,453.00	Vocational Schools	7,419,818.00	Franchise Tax	
Financial Administration	733,037.00	County College	6,712,500.00	Bank Corp. Tax	
Board of Taxation	267,123.00	County Extension Services	123,346.00	Other Miscellaneous Taxes	508,250.30
Planning, Housing, Development	308,971.00	Libraries		State Aid Revenues	10,218,274.62
Human Resources	2,471,888.00	Other Educational Services	2,018,327.00	Federal Aid Revenues	1,058,195.64
Elections	1,879,159.00	<b>STATUTORY EXPENDITURES</b>		State and Local Fiscal Assistance Act Utilized	3,346,210.75
General Administration	10,017,353.00	Pensions and F.I.C.A.	10,673,696.58	Institutional Revenues	1,216,434.87
<b>JUDICIARY</b>		Employee Fringe Benefits	3,957,000.00	Courts	498,898.90
Superior Court-Law Division		Other Statutory Expenditures	400,000.00	County Clerk & Register	1,023,711.06
County Courts	1,780,008.00	Ceta & Other Public Employment Programs	1,011,064.00	Surrogate	350,596.44
County District Courts	1,434,438.00	<b>COUNTY FUNCTIONS TOTAL</b>	145,089,845.75	Sheriff	387,814.65
Juvenile and Domestic Relations Courts	629,274.00	<b>CAPITAL IMPROVEMENTS *MEMO</b>	750,500.00	Other Miscellaneous Revenues	45,671,710.37
Jury Commission and Jurors' Fees	352,800.00	<b>DEBT SERVICE</b>		Other Revenues, Revenue Sharing, Tax Effort	
Law Library	65,978.00	Principal Payments	9,070,000.00	<b>TOTAL</b>	166,104,993.91
Prosecutor's Office	3,682,058.00	Interest Payments	6,745,525.17	Prior Years Surplus Appropriated	1,200,000.00
Surrogate's Office	423,652.00			<b>REVENUES TOTAL</b>	167,304,993.91
Probation Office	2,707,491.00	<b>DEFERRED CHARGES</b>	62,515.41	<b>CURRENT FINANCES DECEMBER 31,</b>	
County Clerk (Judicial Functions)		<b>RESERVE FOR UNCOLLECTED TAXES</b>		<b>ASSETS</b>	
Sheriff's Office (Judicial Functions)				Cash Dec. 31,	22,587,151.02
Other Judicial	673,572.00	<b>EXPENDITURES TOTAL</b>	160,967,886.33	Taxes Receivable	515,037.12
<b>PUBLIC SAFETY</b>		<b>CAPITAL DEBT AUTHORIZED, DECEMBER 31,</b>		Emergencies and Other Deferred Charges	750,000.00
County Police	3,531,672.75	<b>ISSUED AND UNISSUED GROSS DEBT</b>	<b>NET DEBT</b>	State Aid Receivable	5,903.00
Sheriff's Office	3,283,637.00	School		Other Receivable	1,286,112.81
Civil Defense and Disaster Control		Self-liquidating		<b>TOTAL</b>	25,144,203.95
Environmental Inspection and Control	14,470.00	Other	178,123,659	<b>LIABILITIES RESERVES, AND SURPLUS</b>	
Weights and Measures	154,414.00	<b>Total</b>	178,123,659	Cash Liabilities	17,399,042.08
Correctional and Penal	4,489,790.00			Reserves For Receivables	619,269.82
Other Public Safety		<b>ISSUED AND OUTSTANDING</b>		Surplus Dec. 31,	7,125,892.05
<b>PUBLIC WORKS</b>		School		<b>TOTAL</b>	25,144,203.95
Roads and Bridges, Streets, Drainage		Self-liquidating			
State Aid Motor Vehicle Fund	25,200.00	Other	116,060,000.00		
County Funds	4,133,410.00	<b>Total</b>	116,060,000.00		
Other Roads and Bridges		Equalized Valuation Basis			
Public Buildings and Grounds		for Net Debt Computation	26,665,820,566.67		
Other Public Works	823,700.00	<b>CAPITAL OUTLAY TOTAL</b>	10,862,973.01		
<b>HEALTH AND WELFARE</b>		Public Enterprises			
County Health Department	1,161,588.00	Recreation—Culture	1,746,935.40		
Mental Health Activities	8,626,812.00	Public Works	3,816,179.05		
Tubercular Patient Care		Buildings and Grounds	4,733,056.25		
County Hospitals, Homes	42,008,918.00	Library and Education	566,802.31		
County Aid to Hospitals		Conservation			
Health Clinics		All Other			
Mosquito Extermination	865,113.00				
Health Services Except Environmental	2,773,045.00				
County Welfare Board	3,860,297.00				
Child Welfare	861,239.42				
Other Welfare Services	417,110.00				
<b>RECREATION AND CONSERVATION</b>					
Parks, Playgrounds, Shade Trees	6,330,550.00				
Land Reclamation and Conservation	60,000.00				
Other Recreational Services	109,533.00				



COUNTY Bergen

COUNTY SEAT Hackensack City

Form of Government: Board of Chosen Freeholders 9 Members

Number of Constituent Municipalities 70

Population Census 1980 845,385

Population Estimated 1982 844,824

Land Area -- Square Miles 234.45

Net Valuation on which County Taxes are Apportioned \$27,912,484,775

Tax Rate per \$100 \$.364

Tax Levy \$101,784,896.31

**Distribution of Ratables:**

Class	Line Items	Assessed Valuation	% of Valuation
Vacant Land	11,665	486,495,308	2.36
Residential	209,739	13,977,438,421	67.76
Farm	322	21,394,065	.10
Commercial	10,147	2,743,768,966	13.30
Industrial	2,953	2,179,981,360	10.57
Apartments	1,652	1,219,893,481	5.91
<b>TOTAL</b>	<b>236,478</b>	<b>20,628,971,601</b>	<b>100.00</b>

**Bond Ratings:**

Moody's AAA

Standard & Poor's None

**BERGEN COUNTY**



Population 1980 362,542 Net Valuation Taxable  
 Population 1982 371,995 5,485,392,393  
 S & P Rating AA Net Valuation on Which County Taxes  
 Moody Rating AA are apportioned:  
 Land Area 817.64 Sq. Miles 6,662,311,161

**BURLINGTON COUNTY – Class 2****Form of Government:****Board of Chosen Freeholders****Number of Freeholders on Board – 5****PER CAPITA:**

Gross Debt 225.66  
 Net Debt 184.71  
 Debt Service 16.14  
 Total Tax Levy 107.55  
 County Functions: 159.34

**PER CENT:**

Gross Debt 1.33  
 Net Debt 1.09

EXPENDITURES	EXPENDITURES (cont'd.)		REVENUES REALIZED	
<b>GENERAL GOVERNMENT</b>			<b>Property Taxes</b>	<b>40,008,288.95</b>
Governing Body and Public Boards	150,579.00	EDUCATION (excluding schools)	Financial Business Tax	
County Clerk	442,018.00	County Superintendent of Schools	Franchise Tax	
Financial Administration	633,701.00	Vocational Schools	Bank Corp. Tax	
Board of Taxation	87,044.00	County College	Other Miscellaneous Taxes	
Planning, Housing, Development	187,817.00	County Extension Services	State Aid Revenues	3,802,341.57
Human Resources	1,401,482.00	Libraries	Federal Aid Revenues	3,211,982.25
Elections	533,937.00	Other Educational Services	State and Local Fiscal Assistance Act Utilized	2,530,904.04
General Administration	2,019,519.00	STATUTORY EXPENDITURES	Institutional Revenues	2,840,392.23
<b>JUDICIARY</b>		Pensions and F.I.C.A.	Courts	123,440.95
Superior Court-Low Division	310,991.00	Employee Fringe Benefits	County Clerk & Register	952,557.49
County Courts	62,787.00	Other Statutory Expenditures	Surrogate	93,075.58
County District Courts	230,498.00	Ceta & Other Public Employment Programs	Sheriff	177,957.79
Juvenile and Domestic Relations Courts	88,360.00	COUNTY FUNCTIONS TOTAL	Other Miscellaneous Revenues	4,948,905.91
Jury Commission and Jurors' Fees	97,850.00	CAPITAL IMPROVEMENTS *MEMO	Other Revenues, Revenue Sharing, Tax Effort	
Law Library	19,150.00	DEBT SERVICE	TOTAL	58,729,846.76
Prosecutor's Office	1,696,199.00	Principal Payments	Prior Years Surplus Appropriated	4,748,555.00
Surrogate's Office	129,715.00	Interest Payments	REVENUES TOTAL	63,478,401.76
Probation Office	1,877,859.00	DEFERRED CHARGES		
County Clerk (Judicial Functions)	286,434.00	RESERVE FOR UNCOLLECTED TAXES		
Sheriff's Office (Judicial Functions)	296,519.00	EXPENDITURES TOTAL	CURRENT FINANCES DECEMBER 31,	
Other Judicial			ASSETS	
<b>PUBLIC SAFETY</b>			Cash Dec. 31,	13,164,516.40
County Police	785,398.00	CAPITAL DEBT AUTHORIZED, DECEMBER 31,	Toxes Receivable	
Sheriff's Office	555,955.00	ISSUED AND UNISSUED GROSS DEBT	Emergencies and Other Deferred Charges	
Civil Defense and Disaster Control	694,597.00	School	State Aid Receivable	753,320.15
Environmental Inspection and Control	50,000.00	Self-liquidating	Other Receivable	
Weights and Measures	59,010.00	Other	TOTAL	13,917,836.55
Correctional and Penal	3,297,062.00	Total	LIABILITIES RESERVES, AND SURPLUS	
Other Public Safety	58,684.00		Cash Liabilities	5,983,174.83
<b>PUBLIC WORKS</b>			Reserves For Receivables	659,441.31
Roads and Bridges, Streets, Drainage		ISSUED AND OUTSTANDING	Surplus Dec. 31,	7,275,220.41
State Aid Motor Vehicle Fund		School	TOTAL	13,917,836.55
County Funds	4,147,772.00	Self-liquidating		
Other Roads and Bridges		Other		
Public Buildings and Grounds	1,888,295.00	Total		
Other Public Works		Equalized Valuation Basis		
<b>HEALTH AND WELFARE</b>		for Net Debt Computation		
County Health Department	1,533,535.00	CAPITAL OUTLAY TOTAL		
Mental Health Activities	4,917,165.00			
Tubercular Patient Care	14,000.00	Public Enterprises		
County Hospitals, Homes	1,970,868.00	Recreation—Culture		80,476.19
County Aid to Hospitals	179,600.00	Public Works		1,272,101.46
Health Clinics	14,540.00	Buildings and Grounds		1,286,658.89
Mosquito Extermination	587,270.00	Library and Education		
Health Services Except Environmental	467,859.00	Conservation		128,093.51
County Welfare Board	3,952,015.00	All Other		
Child Welfare	580,505.00			
Other Welfare Services	312,423.00			
<b>RECREATION AND CONSERVATION</b>				
Parks, Playgrounds, Shade Trees	23,000.00			
Land Reclamation and Conservation	8,500.00			
Other Recreational Services	1,000.00			



COUNTY Burlington

COUNTY SEAT Mount Holly Township

Form of Government: Board of Chosen Freeholders 5 Members

Number of Constituent Municipalities 40

Population Census 1980 362,542

Population Estimated 1982 371,995

Land Area - Square Miles 817.97

Net Valuation on which County Taxes are Apportioned \$6,662,311,161

Tax Rate per \$100 \$.601

Tax Levy \$40,008,288.95

Distribution of Ratables:

Class	Line Items	Assessed Valuation	% of Valuation
Vacant Land	21,045	235,579,731	4.37
Residential	90,504	3,936,349,581	72.98
Farm	5,361	127,852,220	2.37
Commercial	4,032	657,423,928	12.19
Industrial	535	273,230,986	5.07
Apartments	355	163,259,527	3.02
<b>TOTAL</b>	<b>121,832</b>	<b>5,393,695,973</b>	<b>100.00</b>

Bond Ratings:

Moody's AA

Standard & Poor's AA



Population, 1980 471,650 Net Valuation Taxable  
 Population, 1982 480,367 5,314,953,230  
 S & P Rating AAA Net Valuation on Which County Taxes  
 Moody Rating A1 are apportioned:  
 Land Area 222.01 Sq. Miles 7,701,243,700

**CAMDEN COUNTY - Class 2****Form of Government:****Board of Chosen Freeholders****Number of Freeholders on Board - 7****PER CAPITA:**

Gross Debt 300.96  
 Net Debt 291.64  
 Debt Service 21.10  
 Total Tax Levy 181.53  
 County Functions: 258.74

**PER CENT:**

Gross Debt 1.98  
 Net Debt 1.92

EXPENDITURES		EXPENDITURES (cont'd.)		REVENUES REALIZED	
<b>GENERAL GOVERNMENT</b>		<b>EDUCATION (excluding schools)</b>		<b>Property Taxes</b>	
Governing Body and Public Boards	252,843.14	County Superintendent of Schools	95,916.25		87,159,778.45
County Clerk	1,894,277.00	Vocational Schools	4,865,752.00	Financial Business Tax	
Financial Administration	398,907.55	County College	4,250,540.00	Franchise Tax	
Board of Taxation	106,627.19	County Extension Services	212,270.25	Bank Corp. Tax	
Planning, Housing, Development	468,290.94	Libraries		Other Miscellaneous Taxes	
Human Resources	1,945,203.54	Other Educational Services	287,470.88	State Aid Revenues	8,248,919.06
Elections	1,112,876.86	<b>STATUTORY EXPENDITURES</b>		Federal Aid Revenues	3,430,246.67
General Administration	10,345,755.10	Pensions and F.I.C.A.	2,709,617.40	State and Local Fiscal Assistance Act Utilized	5,009,345.55
<b>JUDICIARY</b>		Employee Fringe Benefits	4,067,794.11	Institutional Revenues	5,184,303.07
Superior Court-Law Division	628,223.33	Other Statutory Expenditures	640,000.00	Courts	232,922.88
County Courts	4,851,854.39	Ceta & Other Public Employment Programs	3,387,505.20	County Clerk & Register	1,185,977.17
County District Courts	489,959.97	<b>COUNTY FUNCTIONS TOTAL</b>	111,990,721.49	Surrogate	132,239.81
Juvenile and Domestic Relations Courts	303,295.21	<b>CAPITAL IMPROVEMENTS *MEMO</b>	556,491.97	Sheriff	625,376.25
Jury Commission and Jurors' Fees	253,885.49	<b>DEBT SERVICE</b>		Other Miscellaneous Revenues	15,343,109.73
Law Library	17,000.00	Principal Payments	3,718,000.00	Other Revenues, Revenue Sharing, Tax Effort	
Prosecutor's Office	3,947,911.28	Interest Payments	6,418,048.16	<b>TOTAL</b>	126,592,218.64
Surrogate's Office	212,219.25	<b>DEFERRED CHARGES</b>	2,162,844.88	Prior Years Surplus Appropriated	5,300,000.00
Probation Office	2,512,831.94	<b>RESERVE FOR UNCOLLECTED TAXES</b>		<b>REVENUES TOTAL</b>	131,892,218.64
County Clerk (Judicial Functions)	258,422.37	<b>EXPENDITURES TOTAL</b>	124,289,614.53	<b>CURRENT FINANCES DECEMBER 31,</b>	
Sheriff's Office (Judicial Functions)	793,770.41			<b>ASSETS</b>	
Other Judicial		<b>CAPITAL DEBT AUTHORIZED, DECEMBER 31,</b>		Cash Dec. 31,	17,605,375.71
<b>PUBLIC SAFETY</b>		<b>ISSUED AND UNISSUED</b>	<b>GROSS DEBT</b>	Taxes Receivable	26,402.85
County Police	18,958.00	School		Emergencies and Other Deferred Charges	55,186.27
Sheriff's Office	1,719,910.70	Self-liquidating		State Aid Receivable	87,993.98
Civil Defense and Disaster Control	60,920.74	Other	144,572,430	Other Receivable	3,537,083.12
Environmental Inspection and Control		<b>Total</b>	144,572,430	<b>TOTAL</b>	21,352,041.93
Weights and Measures	100,841.42	<b>ISSUED AND OUTSTANDING</b>		<b>LIABILITIES RESERVES, AND SURPLUS</b>	
Correctional and Penal	4,422,481.75	School		Cash Liabilities	11,599,185.18
Other Public Safety	354,324.27	Self-liquidating		Reserves For Receivables	1,389,596.78
<b>PUBLIC WORKS</b>		Other		Surplus Dec. 31,	8,363,259.97
Roads and Bridges, Streets, Drainage	4,341,765.25	<b>Total</b>		<b>TOTAL</b>	21,352,041.93
State Aid Motor Vehicle Fund		<b>Equalized Valuation Basis</b>			
County Funds	755,229.02	<b>for Net Debt Computation</b>	7,290,194,356.33		
Other Roads and Bridges		<b>CAPITAL OUTLAY TOTAL</b>	8,586,683.82		
Public Buildings and Grounds	5,269,672.84	Public Enterprises			
Other Public Works	261,208.88	Recreation—Culture			
<b>HEALTH AND WELFARE</b>		Public Works	5,264,474.58		
County Health Department	225,447.31	Buildings and Grounds	3,252,946.45		
Mental Health Activities	10,394,296.58	Library and Education	69,262.79		
Tubercular Patient Care	12,500.00	Conservation			
County Hospitals, Homes	120,636.36	All Other			
County Aid to Hospitals					
Health Clinics					
Mosquito Extermination	456,238.12				
Health Services Except Environmental	12,008,355.35				
County Welfare Board	13,030,244.28				
Child Welfare	2,224,516.13				
Other Welfare Services	1,939,053.44				
<b>RECREATION AND CONSERVATION</b>					
Parks, Playgrounds, Shade Trees	2,943,100.00				
Land Reclamation and Conservation	20,000.00				
Other Recreational Services					

COUNTY Camden

COUNTY SEAT Camden City

Form of Government: Board of Chosen Freeholders 7 Members

Number of Constituent Municipalities 37

Population Census 1980 471,650

Population Estimated 1982 480,367

Land Area — Square Miles 222.01

Net Valuation on which County Taxes are Apportioned \$7,701,243,700

Tax Rate per \$100 \$1.132

Tax Levy \$87,199,778.45

Distribution of Ratables:

Class	Line Items	Assessed Valuation	% of Valuation
Vacant Land	18,786	184,702,440	3.55
Residential	127,406	3,542,359,363	68.08
Farm	1,263	21,522,780	.41
Commercial	7,134	931,002,337	17.89
Industrial	662	252,966,370	4.86
Apartments	585	270,963,940	5.21
<b>TOTAL</b>	<b>155,836</b>	<b>5,203,517,230</b>	<b>100.00</b>

Bond Ratings:

Moody's A1

Standard & Poor's AAA





Population 1980 82,266  
 Population 1982 86,044  
 S & P Rating A-  
 Maady Rating A  
 Land Area 263.37 Sq. Miles 4,978,467,629

Net Valuation Taxable  
 3,333,382,939  
 Net Valuation on Which County Taxes  
 are apportioned:

## CAPE MAY COUNTY— Class 6

## Form of Government:

## Board of Chosen Freeholders

## Number of Freeholders on Board — 5

## PER CAPITA:

Gross Debt 924.73  
 Net Debt 189.88  
 Debt Service 23.44  
 Total Tax Levy 232.45  
 County Functions: 342.34

## PER CENT:

Gross Debt 1.69  
 Net Debt .35

EXPENDITURES		EXPENDITURES (cont'd.)		REVENUES REALIZED	
<b>GENERAL GOVERNMENT</b>		<b>EDUCATION (excluding schaals)</b>		<b>Property Taxes</b>	<b>20,001,329.78</b>
Governing Body and Public Boards	511,326.65	County Superintendent of Schaals	73,426.00	Financial Business Tax	
County Clerk	211,531.00	Vacational Schaals	1,302,639.00	Franchise Tax	
Financial Administration	300,627.40	County College		Bank Corp. Tax	
Board of Taxation	101,072.00	County Extension Services	185,167.00	Other Miscellaneous Taxes	
Planning, Housing, Development	216,756.56	Libraries		State Aid Revenues	821,491.72
Human Resources	716,809.76	Other Educational Services	1,078,625.13	Federal Aid Revenues	1,057,112.44
Elections	313,514.00	<b>STATUTORY EXPENDITURES</b>	<b>1,802,100.00</b>	State and Local Fiscal Assistance Act Utilized	865,547.00
General Administration	1,491,945.40	Pensions and F.I.C.A.	931,800.00	Institutional Revenues	134,246.98
<b>JUDICIARY</b>		Employee Fringe Benefits	134,000.00	Courts	114,695.24
Superior Court-Low Division	28,641.00	Other Statutory Expenditures	987,647.71	County Clerk & Register	596,076.24
County Courts	148,542.00	Ceta & Other Public Employment Programs	26,979,627.41	Surrogate	74,847.26
County District Courts	39,080.00	<b>COUNTY FUNCTIONS TOTAL</b>	<b>110,000.00</b>	Sheriff	60,132.26
Juvenile and Domestic Relations Courts	98,640.00	<b>CAPITAL IMPROVEMENTS *MEMO</b>		Other Miscellaneous Revenues	5,264,992.24
Jury Commission and Jurors' Fees	18,476.00	<b>DEBT SERVICE</b>		Other Revenues, Revenue Sharing, Tax Effort	
Low Library	10,085.00	Principal Payments	762,611.00	<b>TOTAL</b>	<b>28,950,471.16</b>
Prosecutor's Office	743,378.00	Interest Payments	1,254,114.65	<b>Prior Years Surplus Appropriated</b>	<b>2,200,000.00</b>
Surrogate's Office	117,856.00	<b>DEFERRED CHARGES</b>	<b>459,710.24</b>	<b>REVENUES TOTAL</b>	<b>31,150,471.16</b>
Probation Office	709,875.00	<b>RESERVE FOR UNCOLLECTED TAXES</b>			
County Clerk (Judicial Functions)	148,254.00	<b>EXPENDITURES TOTAL</b>	<b>29,456,063.30</b>	<b>CURRENT FINANCES DECEMBER 31,</b>	
Sheriff's Office (Judicial Functions)	136,901.79			<b>ASSETS</b>	
Other Judicial				Cash Dec. 31,	5,854,093.15
<b>PUBLIC SAFETY</b>		<b>CAPITAL DEBT AUTHORIZED, DECEMBER 31,</b>		Taxes Receivable	200,980.82
County Police	10,947.00	<b>ISSUED AND UNISSUED GROSS DEBT</b>	<b>NET DEBT</b>	Emergencies and Other Deferred Charges	192,400.79
Sheriff's Office	169,602.00	School		State Aid Receivable	65,349.45
Civil Defense and Disaster Control	63,036.00	Self-liquidating	79,567,187	Other Receivable	320,162.03
Environmental Inspection and Control		Other	16,337,842	<b>TOTAL</b>	<b>6,632,986.24</b>
Weights and Measures	56,186.00	<b>Total</b>	<b>79,567,187</b>	<b>LIABILITIES RESERVES, AND SURPLUS</b>	
Correctional and Penal	1,547,406.52			Cash Liabilities	3,066,919.86
Other Public Safety	12,000.00			Reserves For Receivables	521,142.85
<b>PUBLIC WORKS</b>		<b>ISSUED AND OUTSTANDING</b>		Surplus Dec. 31,	3,044,923.53
Roads and Bridges, Streets, Drainage	340,827.26	School		<b>TOTAL</b>	<b>6,632,986.24</b>
State Aid Motor Vehicle Fund		Self-liquidating	78,409,500.00		
County Funds	1,923,789.00	Other	78,409,500.00		
Other Roads and Bridges		<b>Total</b>	<b>4,710,315,876.67</b>		
Public Buildings and Grounds	1,994,546.89	<b>EQUALIZED VALUATION BASIS</b>			
Other Public Works	176,422.05	for Net Debt Computation	<b>1,693,226.41</b>		
<b>HEALTH AND WELFARE</b>		<b>CAPITAL OUTLAY TOTAL</b>			
County Health Department	45,464.00				
Mental Health Activities	869,360.00	Public Enterprises			
Tubercular Patient Care		Recreation—Culture			
County Hospitals, Homes		Public Works	96,118.73		
County Aid to Hospitals	7,875.00	Buildings and Grounds	855,359.53		
Health Clinics		Library and Education	617,857.47		
Mosquito Extermination	870,121.31	Conservation	123,890.68		
Health Services Except Environmental	4,118,822.40	All Other			
County Welfare Board	1,494,938.58				
Child Welfare	150,850.00				
Other Welfare Services	50,000.00				
<b>RECREATION AND CONSERVATION</b>					
Parks, Playgrounds, Shade Trees	467,072.00				
Land Reclamation and Conservation	4,000.00				
Other Recreational Services	7,645.00				

COUNTY Cape May

COUNTY SEAT Cape May Court House

Form of Government: Board of Chosen Freeholders 5 Members

Number of Constituent Municipalities 16

Population Census 1980 82,266

Population Estimated 1982 86,044

Land Area — Square Miles 263.08

Net Valuation on which County Taxes are Apportioned \$4,978,467,629

Tax Rate per \$100 \$.402

Tax Levy \$20,001,329.78

**Distribution of Ratables:**

Class	Line Items	Assessed Valuation	% of Valuation
Vacant Land	17,199	183,972,133	5.57
Residential	51,294	2,385,563,536	72.20
Farm	826	12,026,650	.36
Commercial	3,071	518,177,036	15.68
Industrial	48	15,420,920	.47
Apartments	1,356	188,852,365	5.72
<b>TOTAL</b>	<b>73,794</b>	<b>3,304,012,640</b>	<b>100.00</b>

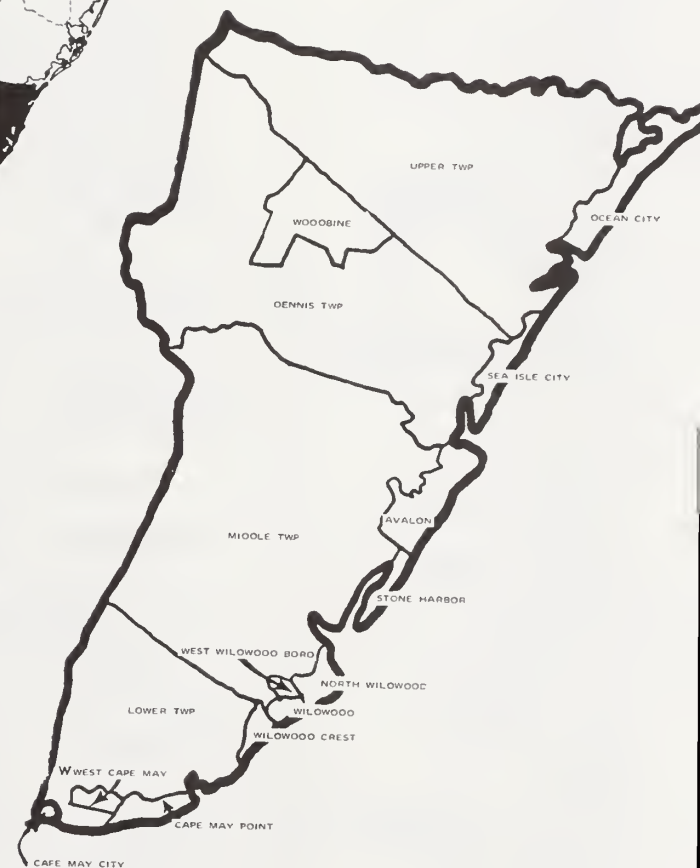
**Bond Ratings:**

Moody's A

Standard & Poor's A-



**CAPE MAY COUNTY**



Population 1980	132,866	Net Valuation Taxable
Population 1982	134,483	1,541,497,090
S & P Rating	A	Net Valuation on Which County Taxes
Moody Rating	A	are apportioned:
Land Area	501.73 Sq. Miles	1,809,589,343

**CUMBERLAND COUNTY – Class 3**  
**Form of Government:**  
**Board of Chosen Freeholders**  
**Number of Freeholders on Board – 7**

PER CAPITA:		PER CENT:	
Gross Debt	154.54	Gross Debt	1.26
Net Debt	112.68	Net Debt	.92
Debt Service	15.20		
Total Tax Levy	136.02		
County Functions:	239.37		

EXPENDITURES		EXPENDITURES (cont'd.)		REVENUES REALIZED	
<b>GENERAL GOVERNMENT</b>					
Governing Body and Public Boards	428,599.09	EDUCATION (excluding schools)			
County Clerk	211,357.00	County Superintendent of Schools	103,333.00	Property Taxes	18,252,430.54
Financial Administration	378,608.00	Vocational Schools	392,819.50	Financial Business Tax	
Board of Taxation	29,563.00	County College	1,034,915.00	Franchise Tax	
Planning, Housing, Development	235,640.21	County Extension Services	218,185.00	Bank Corp. Tax	
Human Resources	1,046,223.18	Libraries	275,000.00	Other Miscellaneous Taxes	1,759,053.72
Elections	179,947.00	Other Educational Services	115,313.00	State Aid Revenues	2,422,183.39
General Administration	1,258,831.51	STATUTORY EXPENDITURES		Federal Aid Revenues	1,821,803.00
<b>JUDICIARY</b>		Pensions and F.I.C.A.	1,553,779.25	State and Local Fiscal Assistance Act Utilized	3,533,363.48
Superior Court-Law Division	55,034.00	Employee Fringe Benefits	817,060.66	Institutional Revenues	50,888.85
County Courts	239,410.00	Other Statutory Expenditures	169,000.00	Courts	217,670.68
County District Courts	78,787.00	Ceta & Other Public Employment Programs	2,263,055.05	County Clerk & Register	54,080.79
Juvenile and Domestic Relations Courts	29,067.00	COUNTY FUNCTIONS TOTAL		Surrogate	63,880.53
Jury Commission and Jurors' Fees	71,212.00	CAPITAL IMPROVEMENTS	*MEMO 50,000.00	Sheriff	2,980,971.34
Law Library	14,787.00	DEBT SERVICE		Other Miscellaneous Revenues	
Prosecutor's Office	582,027.00	Principal Payments	1,005,000.00	Other Revenues, Revenue Sharing, Tax Effort	
Surrogate's Office	110,660.00	Interest Payments	1,039,199.30	TOTAL	31,196,326.32
Probation Office	524,199.00	DEFERRED CHARGES		Prior Years Surplus Appropriated	1,491,127.00
County Clerk (Judicial Functions)	157,417.00	RESERVE FOR UNCOLLECTED TAXES		REVENUES TOTAL	32,687,453.32
Sheriff's Office (Judicial Functions)	94,369.00				
Other Judicial					
<b>PUBLIC SAFETY</b>		EXPENDITURES TOTAL		CURRENT FINANCES DECEMBER 31,	
County Police	89,502.00	32,191,797.12		ASSETS	
Sheriff's Office	536,215.00	CAPITAL DEBT AUTHORIZED, DECEMBER 31,		Cash Dec. 31,	
Civil Defense and Disaster Control	36,131.00	ISSUED AND UNISSUED	GROSS DEBT	Taxes Receivable	
Environmental Inspection and Control		School		Emergencies and Other Deferred Charges	
Weights and Measures	65,090.00	Self-liquidating		State Aid Receivable	
Correctional and Penal	2,092,433.00	Other	20,783,000	Other Receivable	
Other Public Safety	2,000.00	Total	20,783,000	TOTAL	
<b>PUBLIC WORKS</b>		ISSUED AND OUTSTANDING		LIABILITIES RESERVES, AND SURPLUS	
Roads and Bridges, Streets, Drainage	50,000.00	School		Cash Liabilities	
State Aid Motor Vehicle Fund		Self-liquidating		Reserves For Receivables	
County Funds	1,504,893.00	Other		Surplus Dec. 31,	
Other Roads and Bridges		Total	19,669,000.00	TOTAL	
Public Buildings and Grounds	705,754.00	Equalized Valuation Basis			
Other Public Works	216,649.57	for Net Debt Computation		1,655,676,729.00	
<b>HEALTH AND WELFARE</b>		CAPITAL OUTLAY TOTAL		537,681.38	
County Health Department	58,939.00	Public Enterprises			
Mental Health Activities	2,671,564.00	Recreation—Culture			
Tubercular Patient Care		Public Works		210,281.34	
County Hospitals, Homes	4,033,157.00	Buildings and Grounds		327,400.04	
County Aid to Hospitals	70,000.00	Library and Education			
Health Clinics		Conservation			
Masquita Extermination	259,673.00	All Other			
Health Services Except Environmental	741,236.92				
County Welfare Board	3,924,025.00				
Child Welfare	15,000.00				
Other Welfare Services	247,930.00				
<b>RECREATION AND CONSERVATION</b>					
Parks, Playgrounds, Shade Trees					
Land Reclamation and Conservation	11,930.52				
Other Recreational Services	52,470.00				



COUNTY Cumberland

COUNTY SEAT Bridgeton City

Form of Government: Board of Chosen Freeholders 7 Members

Number of Constituent Municipalities 14

Population Census 1980 132,866

Population Estimated 1982 134,483

Land Area — Square Miles 504.35

Net Valuation on which County Taxes are Apportioned \$1,809,589,343

Tax Rate per \$100 \$1.011

Tax Levy \$18,292,430.54

**Distribution of Ratables:**

Class	Line Items	Assessed Valuation	% of Valuation
Vacant Land	18,241	78,569,085	5.22
Residential	33,355	963,338,375	64.04
Farm	4,546	77,205,481	5.13
Commercial	2,532	211,082,875	14.03
Industrial	357	126,557,425	8.41
Apartments	143	47,634,150	3.17
<b>TOTAL</b>	<b>59,174</b>	<b>1,504,387,391</b>	<b>100.00</b>

**Bond Ratings:**

Moody's A

Standard & Poor's A



CUMBERLAND COUNTY



Population 1980 851,116 Net Valuation Taxable  
 Population 1982 841,256 8,083,682,600  
 S & P Rating Net Valuation on Which County Taxes  
 Moody Rating AA are apportioned:  
 Land Area 127.44 Sq. Miles 13,544,411,493

## ESSEX COUNTY - Class 1

## Form of Government:

## Board of Chosen Freeholders

## Number of Freeholders on Board - 9

PER CAPITA: 135.17 PER CENT: .90  
 Gross Debt 123.36 Gross Debt  
 Net Debt 10.69 Net Debt .82  
 Debt Service 173.91  
 Total Tax Levy 321.00  
 County Functions:

EXPENDITURES		EXPENDITURES (cont'd.)		REVENUES REALIZED	
<b>GENERAL GOVERNMENT</b>		<b>EDUCATION (excluding schools)</b>		<b>Property Taxes</b>	<b>146,303,186.94</b>
Governing Body and Public Boords	571.53	County Superintendent of Schools	258,164.00	Financial Business Tax	
County Clerk	1,327,686.00	Vocational Schools	4,940,608.00	Franchise Tax	1,258,509.00
Financial Administration	1,610,028.00	County College	6,605,648.00	Bank Corp. Tax	
Board of Taxation	275,911.00	County Extension Services	184,729.00	Other Miscellaneous Taxes	
Planning, Housing, Development	507,999.79	Libraries		State Aid Revenues	48,781,692.91
Human Resources	1,608,682.65	Other Educational Services	229,523.36	Federal Aid Revenues	10,189,857.97
Elections	1,822,964.00	<b>STATUTORY EXPENDITURES</b>		State and Local Fiscal Assistance Act Utilized	9,406,852.49
General Administration	15,960,492.71	Pensions and F.I.C.A.	19,999,143.00	Institutional Revenues	4,530,560.47
<b>JUDICIARY</b>		Employee Fringe Benefits	6,162,253.00	Courts	975,326.45
Superior Court-Law Division	1,923,977.00	Other Statutory Expenditures		County Clerk & Register	1,626,519.51
County Courts		Ceto & Other Public Employment Programs	6,274,144.41	Surrogate	371,168.59
County District Courts	1,974,568.12	<b>COUNTY FUNCTIONS TOTAL</b>	259,880,428.99	Sheriff	534,954.95
Juvenile and Domestic Relations Courts	1,026,677.00	<b>CAPITAL IMPROVEMENTS *MEMO</b>	650,000.00	Other Miscellaneous Revenues	40,626,483.79
Jury Commission and Jurors' Fees	445,450.00	<b>DEBT SERVICE</b>		Other Revenues, Revenue Sharing, Tax Effort	
Law Library	55,981.00	Principal Payments	4,489,000.00	<b>TOTAL</b>	<b>264,605,113.07</b>
Prosecutor's Office	7,113,733.00	Interest Payments	4,500,626.08	<b>Prior Years Surplus Appropriated</b>	<b>1,829,925.00</b>
Surrogate's Office	550,320.00			<b>REVENUES TOTAL</b>	<b>266,435,038.07</b>
Probation Office	6,563,770.00				
County Clerk (Judicial Functions)	2,737,961.00	<b>DEFERRED CHARGES</b>	1,169,184.66		
Sheriff's Office (Judicial Functions)	2,526,948.00	<b>RESERVE FOR UNCOLLECTED TAXES</b>			
Other Judicial					
<b>PUBLIC SAFETY</b>		<b>EXPENDITURES TOTAL</b>	<b>270,039,239.73</b>	<b>CURRENT FINANCES DECEMBER 31,</b>	
County Police	3,064,912.00			<b>ASSETS</b>	
Sheriff's Office	6,064,164.00	<b>CAPITAL DEBT AUTHORIZED, DECEMBER 31,</b>		Cash Dec. 31,	12,229,939.87
Civil Defense and Disaster Control		<b>ISSUED AND UNISSUED</b>		Taxes Receivable	247,623.57
Environmental Inspection and Control	991,413.00	School		Emergencies and Other Deferred Charges	9,235,702.45
Weights and Measures		Self-liquidating		State Aid Receivable	260,348.32
Correctional and Penal	18,030,688.00	Other	113,713,415	Other Receivable	11,335,284.46
Other Public Safety		<b>Total</b>	<b>113,713,415</b>	<b>TOTAL</b>	<b>33,308,898.67</b>
<b>PUBLIC WORKS</b>					
Roads and Bridges, Streets, Drainage		<b>ISSUED AND OUTSTANDING</b>		<b>LIABILITIES RESERVES, AND SURPLUS</b>	<b>18,930,903.88</b>
State Aid Motor Vehicle Fund		School		Cash Liabilities	11,537,055.50
County Funds	2,693,367.00	Self-liquidating		Reserves For Receivables	2,840,939.29
Other Roads and Bridges		Other	81,910,500.00	Surplus Dec. 31,	33,308,898.67
Public Buildings and Grounds	12,824,987.23	<b>Total</b>	<b>81,910,500.00</b>	<b>TOTAL</b>	
Other Public Works	1,549,017.00				
<b>HEALTH AND WELFARE</b>		Equalized Valuation Basis for Net Debt Computation	12,602,369,432.00		
County Health Department	368,387.67	<b>CAPITAL OUTLAY TOTAL</b>	<b>7,163,206.60</b>		
Mental Health Activities	13,548,720.63				
Tubercular Patient Care		Public Enterprises			
County Hospitals, Homes	23,720,842.51	Recreation—Culture	740,990.69		
County Aid to Hospitals	9,406,852.49	Public Works	5,026,004.55		
Health Clinics		Buildings and Grounds	971,027.36		
Mosquito Extermination		Library and Education	425,184.00		
Health Services Except Environmental	3,477,426.16	Conservation			
County Welfare Board	19,920,665.42	All Other			
Child Welfare	1,301,472.00				
Other Welfare Services	41,729,994.59				
<b>RECREATION AND CONSERVATION</b>					
Parks, Playgrounds, Shade Trees	8,424,239.52				
Land Reclamation and Conservation	16,284.64				
Other Recreational Services	19,061.56				

COUNTY Essex

COUNTY SEAT Newark City

Form of Government:\* Board of Chosen Freeholders 9 Members

Number of Constituent Municipalities 22

Population Census 1980 851,116

Population Estimated 1982 841,256

Land Area — Square Miles 127.44

Net Valuation on which County Taxes are Apportioned \$13,544,111,493

Tax Rate per \$100 \$1.080

Tax Levy \$146,303,186.94

Distribution of Ratables:

Class	Line Items	Assessed Valuation	% of Valuation
Vacant Land	7,875	140,613,100	1.79
Residential	135,048	5,158,399,600	65.53
Farm	67	5,369,000	.07
Commercial	11,144	1,344,362,800	17.08
Industrial	2,434	670,652,800	8.52
Apartments	3,330	551,943,200	7.01
<b>TOTAL</b>	<b>159,898</b>	<b>7,871,340,500</b>	<b>100.00</b>

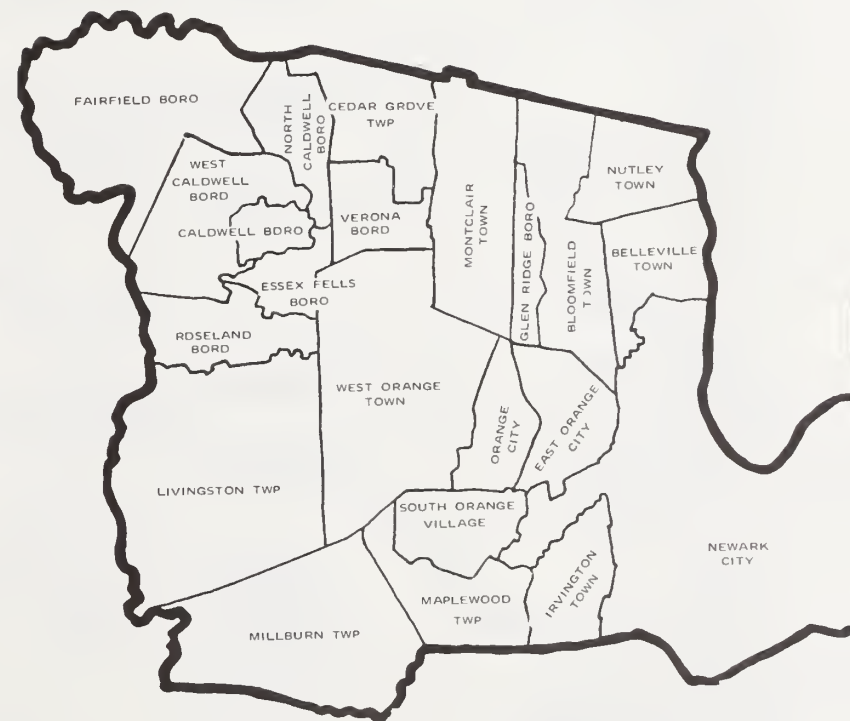
Bond Ratings:

Moody's AA

Standard & Poor's None



ESSEX COUNTY



Population 1980 199,917 Net Valuation Taxable  
 Population 1982 204,333 3,067,966,025  
 S & P Rating A+ Net Valuation on Which County Taxes  
 Moody Rating A1 are apportioned:  
 Land Area 328.36 Sq. Miles 3,798,876,572

**GLOUCESTER COUNTY – Class 3****Form of Government:****Board of Chosen Freeholders****Number of Freeholders on Board – 7****PER CAPITA:**

Gross Debt 119.28  
 Net Debt 119.28  
 Debt Service 9.31  
 Total Tax Levy 116.00  
 County Functions: 189.26

**PER CENT:**

Gross Debt .67  
 Net Debt .67

EXPENDITURES		EXPENDITURES (cont'd.)		REVENUES REALIZED	
<b>GENERAL GOVERNMENT</b>		<b>EDUCATION (excluding schools)</b>		<b>Property Taxes</b>	
Governing Body and Public Boards	356,363.22	County Superintendent of Schools	152,115.00		23,703,642.99
County Clerk	238,995.00	Vocational Schools	1,016,629.50	Financial Business Tax	
Financial Administration	261,032.00	County College	2,427,311.00	Franchise Tax	
Board of Taxation	107,570.00	County Extension Services	140,029.00	Bank Corp. Tax	
Planning, Housing, Development	315,331.00	Libraries		Other Miscellaneous Taxes	
Human Resources	341,820.00	Other Educational Services	124,500.00	State Aid Revenues	1,321,647.20
Elections	457,649.00	<b>STATUTORY EXPENDITURES</b>		Federal Aid Revenues	2,063,000.00
General Administration	2,665,856.77	Pensions and F.I.C.A.	1,727,000.00	State and Local Fiscal Assistance Act Utilized	1,677,364.75
<b>JUDICIARY</b>		Employee Fringe Benefits	1,159,711.30	Institutional Revenues	332,431.52
Superior Court-Law Division	274,575.00	Other Statutory Expenditures	135,000.00	Courts	71,467.66
County Courts	39,590.73	Ceta & Other Public Employment Programs	2,073,000.00	County Clerk & Register	518,060.68
County District Courts	149,074.00	<b>COUNTY FUNCTIONS TOTAL</b>	35,288,394.08	Surrogate	62,852.54
Juvenile and Domestic Relations Courts		<b>CAPITAL IMPROVEMENTS *MEMO</b>	235,480.00	Sheriff	136,587.05
Jury Commission and Jurors' Fees	104,966.00	<b>DEBT SERVICE</b>		Other Miscellaneous Revenues	7,215,145.14
Law Library	9,500.00	Principal Payments	240,000.00	Other Revenues, Revenue Sharing, Tax Effort	
Prosecutor's Office	1,246,437.00	Interest Payments	1,663,088.44	<b>TOTAL</b>	37,102,199.53
Surrogate's Office	161,599.00	<b>DEFERRED CHARGES</b>	1,477,313.15	Prior Years Surplus Appropriated	5,294,344.15
Probation Office	1,459,880.00	<b>RESERVE FOR UNCOLLECTED TAXES</b>	2,370.37	<b>REVENUES TOTAL</b>	42,396,543.68
County Clerk (Judicial Functions)	315,222.00	<b>EXPENDITURES TOTAL</b>	38,671,166.04	<b>CURRENT FINANCES DECEMBER 31,</b>	
Sheriff's Office (Judicial Functions)	127,997.00			<b>ASSETS</b>	
Other Judicial		<b>CAPITAL DEBT AUTHORIZED, DECEMBER 31,</b>		Cash Dec. 31,	15,112,328.45
<b>PUBLIC SAFETY</b>		<b>ISSUED AND UNISSUED GROSS DEBT</b>	<b>NET DEBT</b>	Taxes Receivable	238,453.94
County Police	234,281.00	School		Emergencies and Other Deferred Charges	16,018.75
Sheriff's Office	652,751.00	Self-liquidating		State Aid Receivable	141,735.75
Civil Defense and Disaster Control	1,450.00	Other	24,371,975	Other Receivable	1,604,132.19
Environmental Inspection and Control		<b>Total</b>	24,371,975	<b>TOTAL</b>	17,112,669.08
Weights and Measures	59,186.00			<b>LIABILITIES RESERVES, AND SURPLUS</b>	
Correctional and Penal	2,233,559.00	<b>ISSUED AND OUTSTANDING</b>		Cash Liabilities	4,818,019.23
Other Public Safety	12,055.00	School		Reserves For Receivables	1,773,342.13
<b>PUBLIC WORKS</b>		Self-liquidating		Surplus Dec. 31,	10,521,307.72
Roads and Bridges, Streets, Drainage		Other		<b>TOTAL</b>	17,112,669.08
State Aid Motor Vehicle Fund		<b>Total</b>	18,629,500.00		
County Funds	1,970,675.00		18,629,500.00		
Other Roads and Bridges		<b>Equalized Valuation Basis</b>			
Public Buildings and Grounds	1,662,814.41	for Net Debt Computation	3,622,171,427.00		
Other Public Works	855,552.00	<b>CAPITAL OUTLAY TOTAL</b>	3,906,853.58		
<b>HEALTH AND WELFARE</b>					
County Health Department	931,147.00	Public Enterprises			
Mental Health Activities	2,066,238.00	Recreation—Culture	629,717.52		
Tubercular Patient Care		Public Works	1,166,466.59		
County Hospitals, Homes		Buildings and Grounds	971,578.76		
County Aid to Hospitals	100,000.00	Library and Education	1,139,090.71		
Health Clinics	17,500.00	Conservation			
Mosquito Extermination	350,000.00	All Other			
Health Services Except Environmental	336,885.56				
County Welfare Board	5,234,687.59				
Child Welfare	384,098.00				
Other Welfare Services	216,158.00				
<b>RECREATION AND CONSERVATION</b>					
Parks, Playgrounds, Shade Trees	340,603.00				
Land Reclamation and Conservation					
Other Recreational Services					



COUNTY Gloucester

COUNTY SEAT Woodbury City

Form of Government: Board of Chosen Freeholders 7 Members

Number of Constituent Municipalities 24

Population Census 1980 199,917

Population Estimated 1982 204,333

Land Area — Square Miles 328.36

Net Valuation on which County Taxes are Apportioned \$3,798,876,572

Tax Rate per \$100 \$.624

Tax Levy \$23,703,642.99

Distribution of Ratables:

Class	Line Items	Assessed Valuation	% of Valuation
Vacant Land	14,420	162,174,050	5.37
Residential	53,168	1,871,429,850	61.98
Farm	5,200	108,561,750	3.60
Commercial	2,936	516,322,200	17.10
Industrial	175	260,712,660	8.63
Apartments	177	100,109,000	3.32
<b>TOTAL</b>	<b>76,076</b>	<b>3,019,309,510</b>	<b>100.00</b>

Bond Ratings:

Moody's A1

Standard & Poor's A+



GLOUCESTER COUNTY





0500  
 Population 1980 556,972 Net Valuation Taxable  
 Population 1982 559,000 3,664,885,693  
 S & P Rating A Net Valuation on Which County Taxes  
 Moody Rating BAA are apportioned:  
 Land Area 46.42 Sq. Miles 6,394,004,180

**HUDSON COUNTY - Class 1**  
**Form of Government:**  
**County Exec. Plan - (O.C.C.L. - 1972)**  
**Number of Freeholders on Board - 9**

PER CAPITA: PER CENT:  
 Gross Debt 80.44 Gross Debt .77  
 Net Debt 73.74 Net Debt .71  
 Debt Service 8.06  
 Total Tax Levy 131.49  
 County Functions: 232.14

EXPENDITURES		EXPENDITURES (cont'd.)		REVENUES REALIZED	
<b>GENERAL GOVERNMENT</b>		<b>EDUCATION (excluding schools)</b>		<b>Property Taxes</b>	<b>73,500,515.23</b>
Governing Body and Public Boards	142,000.00	County Superintendent of Schools	76,220.00	Financial Business Tax	
County Clerk	730,450.00	Vocational Schools	5,535,664.00	Franchise Tax	
Financial Administration	735,405.00	County College	1,246,876.00	Bank Corp. Tax	
Board of Taxation		County Extension Services		Other Miscellaneous Taxes	
Planning, Housing, Development		Libraries		State Aid Revenues	12,088,470.36
Human Resources	2,590,182.46	Other Educational Services	528,249.20	Federal Aid Revenues	6,958,981.19
Electrans	1,736,450.00	<b>STATUTORY EXPENDITURES</b>		State and Local Fiscal Assistance Act Utilized	6,068,954.90
General Administration	5,179,140.00	Pensions and F.I.C.A.	10,640,500.00	Institutional Revenues	16,969,738.88
<b>JUDICIARY</b>		Employee Fringe Benefits	3,745,000.00	Courts	403,714.25
Superior Court-Law Division	1,072,200.00	Other Statutory Expenditures	500,000.00	County Clerk & Register	1,020,975.21
County Courts		Ceta & Other Public Employment Programs	6,279,940.65	Surrogate	141,696.63
County District Courts	910,720.00	<b>COUNTY FUNCTIONS TOTAL</b>	124,962,045.78	Sheriff	324,504.18
Juvenile and Domestic Relations Courts	777,900.00	<b>CAPITAL IMPROVEMENTS *MEMO</b>	350,000.00	Other Miscellaneous Revenues	8,861,486.41
Jury Commission and Jurors' Fees	408,875.00	<b>DEBT SERVICE</b>		Other Revenues, Revenue Sharing, Tax Effort	
Law Library		Principal Payments	2,395,000.00	<b>TOTAL</b>	<b>126,279,037.24</b>
Prosecutor's Office	4,049,678.00	Interest Payments	2,109,047.20	<b>Prior Years Surplus Appropriated</b>	<b>11,705,000.00</b>
Surrogate's Office	377,000.00			<b>REVENUES TOTAL</b>	<b>137,984,037.24</b>
Probation Office	2,835,500.00	<b>DEFERRED CHARGES</b>	302,143.23		
County Clerk (Judicial Functions)	755,900.00	<b>RESERVE FOR UNCOLLECTED TAXES</b>			
Sheriff's Office (Judicial Functions)	912,040.00				
Other Judicial					
<b>PUBLIC SAFETY</b>		<b>EXPENDITURES TOTAL</b>	<b>129,768,236.21</b>	<b>CURRENT FINANCES DECEMBER 31,</b>	
County Police	2,389,703.00			<b>ASSETS</b>	
Sheriff's Office	1,362,680.00	<b>CAPITAL DEBT AUTHORIZED, DECEMBER 31,</b>		Cash Dec. 31,	45,135,757.60
Civil Defense and Disaster Control	26,100.00	<b>ISSUED AND UNISSUED</b>		Taxes Receivable	
Environmental Inspection and Control		School	11,469,999	Emergencies and Other Deferred Charges	770,305.41
Weights and Measures	60,970.00	Self-liquidating		State Aid Receivable	3,951,526.43
Correctional and Penal	5,071,800.00	Other	33,497,527	Other Receivable	49,897,589.44
Other Public Safety	6,000.00	<b>Total</b>	44,967,527	<b>TOTAL</b>	
<b>PUBLIC WORKS</b>				<b>LIABILITIES RESERVES, AND SURPLUS</b>	
Roads and Bridges, Streets, Drainage	215,238.46	<b>ISSUED AND OUTSTANDING</b>		Cash Liabilities	31,260,469.58
State Aid Motor Vehicle Fund		School	10,188,000.00	Reserves For Receivables	3,819,165.05
County Funds	1,837,420.00	Self-liquidating		Surplus Dec. 31,	14,817,954.81
Other Roads and Bridges		Other	24,063,000.00	<b>TOTAL</b>	49,897,589.44
Public Buildings and Grounds	1,691,200.00	<b>Total</b>	34,251,000.00		
Other Public Works	471,652.01	Equalized Valuation Basis for Net Debt Computation	5,821,401,177.33		
<b>HEALTH AND WELFARE</b>		<b>CAPITAL OUTLAY TOTAL</b>	<b>13,300,188.62</b>		
County Health Department	405,330.00				
Mental Health Activities	11,215,268.00	Public Enterprises			
Tubercular Patient Care		Recreation—Culture	2,472,670.25		
County Hospitals, Homes	424,500.00	Public Works	13,808.19		
County Aid to Hospitals	22,032,822.00	Buildings and Grounds	10,247,138.15		
Health Clinics	88,850.00	Library and Education	566,572.03		
Mosquito Extermination		Conservation			
Health Services Except Environmental	1,551,000.00	All Other			
County Welfare Board	20,594,752.00				
Child Welfare	1,275,000.00				
Other Welfare Services	46,500.00				
<b>RECREATION AND CONSERVATION</b>					
Parks, Playgrounds, Shade Trees	1,764,870.00				
Land Reclamation and Conservation	264,500.00				
Other Recreational Services					

COUNTY Hudson

COUNTY SEAT Jersey City

Form of Government:\* Board of Chosen Freeholders 9 Members

Number of Constituent Municipalities 12

Population Census 1980 556,972

Population Estimated 1982 559,000

Land Area — Square Miles 46.42

Net Valuation on which County Taxes are Apportioned \$6,394,004,180

Tax Rate per \$100 \$1.150

Tax Levy \$73,500,515.23

Distribution of Ratables:

Class	Line Items	Assessed Valuation	% of Valuation
Vacant Land	6,162	137,925,915	3.85
Residential	64,444	1,504,422,839	41.94
Farm	-0-	-0-	-0-
Commercial	10,698	619,104,010	17.26
Industrial	2,904	946,610,350	26.39
Apartments	4,836	378,873,400	10.56
TOTAL	89,044	3,586,936,514	100.00

Bond Ratings:

Moody's BAA

Standard & Poor's A

\*County Executive Plan — Optional County Charter Law-1972



## 1000

Population 1980 87,361 Net Valuation Taxable  
 Population 1982 88,849 2,443,555,761  
 S & P Rating Net Valuation on Which County Taxes  
 Moody Rating A1 are apportioned:  
 Land Area 429.60 Sq. Miles 2,840,839,479

## HUNTERDON COUNTY – Class 3

## Form of Government:

## Board of Chosen Freeholders

## Number of Freeholders on Board – 3

## PER CAPITA:

Gross Debt 286.32  
 Net Debt 286.32  
 Debt Service 30.95  
 Total Tax Levy 149.47  
 County Functions: 200.15

## PER CENT:

Gross Debt .97  
 Net Debt .97

EXPENDITURES		EXPENDITURES (cont'd.)		REVENUES REALIZED	
GENERAL GOVERNMENT		EDUCATION (excluding schools)		Property Taxes	13,279,879.00
Governing Body and Public Boards	55,700.00	County Superintendent of Schools	105,055.00	Financial Business Tax	
County Clerk	230,650.00	Vocational Schools		Franchise Tax	
Financial Administration	152,725.00	County College		Bank Corp. Tax	
Board of Taxation	65,419.00	County Extension Services	111,779.00	Other Miscellaneous Taxes	
Planning, Housing, Development	136,133.00	Libraries		State Aid Revenues	452,331.50
Human Resources	494,743.00	Other Educational Services	501,090.00	Federal Aid Revenues	82,563.00
Elections	185,620.00	STATUTORY EXPENDITURES		State and Local Fiscal Assistance Act Utilized	643,712.97
General Administration	1,349,662.37	Pensions and F.I.C.A.	576,000.00	Institutional Revenues	143,163.20
JUDICIARY		Employee Fringe Benefits	320,000.00	Courts	18,494.22
Superior Court-Law Division	114,650.00	Other Statutory Expenditures	55,000.00	County Clerk & Register	153,696.63
County Courts	145,340.00	Ceto & Other Public Employment Programs	82,563.00	Surrogate	40,717.07
County District Courts	62,760.00	COUNTY FUNCTIONS TOTAL	14,727,922.34	Sheriff	48,851.61
Juvenile and Domestic Relations Courts		CAPITAL IMPROVEMENTS *MEMO	300,000.00	Other Miscellaneous Revenues	2,463,891.22
Jury Commission and Jurors' Fees	66,995.00	DEBT SERVICE		Other Revenues, Revenue Sharing, Tax Effort	
Law Library	41,135.00	Principal Payments	701,000.00	TOTAL	17,367,300.42
Prosecutor's Office	717,500.00	Interest Payments	2,048,805.00	Prior Years Surplus Appropriated	2,000,000.00
Surrogate's Office	93,765.00	DEFERRED CHARGES	305,127.66	REVENUES TOTAL	19,367,300.42
Probation Office	385,528.00	RESERVE FOR UNCOLLECTED TAXES		CURRENT FINANCES DECEMBER 31,	
County Clerk (Judicial Functions)		EXPENDITURES TOTAL	17,782,855.00	ASSETS	
Sheriff's Office (Judicial Functions)				Cash Dec. 31,	5,003,431.32
Other Judicial				Taxes Receivable	165,831.92
PUBLIC SAFETY		CAPITAL DEBT AUTHORIZED, DECEMBER 31,		Emergencies and Other Deferred Charges	5,896.78
County Police	357,783.00	ISSUED AND UNISSUED GROSS DEBT		State Aid Receivable	395,151.56
Sheriff's Office	403,275.00	School		Other Receivable	
Civil Defense and Disaster Control	31,145.00	Self-liquidating		TOTAL	5,570,311.58
Environmental Inspection and Control		Other	25,439,369	LIABILITIES RESERVES, AND SURPLUS	
Weights and Measures	35,915.00	Total	25,439,369	Cash Liabilities	1,827,675.77
Correctional and Penal	776,675.00			Reserves For Receivables	558,299.76
Other Public Safety	17,465.00			Surplus Dec. 31,	3,184,336.05
PUBLIC WORKS		ISSUED AND OUTSTANDING		TOTAL	5,570,311.58
Roads and Bridges, Streets, Drainage	10,000.00	School			
State Aid Motor Vehicle Fund		Self-liquidating			
County Funds	2,439,150.00	Other	21,600,000.00		
Other Roads and Bridges		Total	21,600,000.00		
Public Buildings and Grounds	395,150.00	Equalized Valuation Basis			
Other Public Works	209,246.00	for Net Debt Computation	2,626,421,061.33		
HEALTH AND WELFARE		CAPITAL OUTLAY TOTAL	5,345,235.82		
County Health Department	35,000.00	Public Enterprises			
Mental Health Activities	1,181,193.97	Recreation—Culture	1,118,173.35		
Tubercular Patient Care		Public Works	1,153,039.61		
County Hospitals, Homes		Buildings and Grounds	3,072,429.98		
County Aid to Hospitals		Library and Education	1,592.88		
Health Clinics	22,325.00	Conservation			
Mosquito Extermination		All Other			
Health Services Except Environmental	380,822.00				
County Welfare Board	758,118.00				
Child Welfare	337,800.00				
Other Welfare Services	86,175.00				
RECREATION AND CONSERVATION					
Parks, Playgrounds, Shade Trees	6,500.00				
Land Reclamation and Conservation	58,367.00				
Other Recreational Services	216,005.00				

COUNTY Hunterdon

COUNTY SEAT Flemington Borough

Form of Government: Board of Chosen Freeholders 3 Members

Number of Constituent Municipalities 26

Population Census 1980 87,361

Population Estimated 1982 88,849

Land Area — Square Miles 429.60

Net Valuation on which County Taxes are Apportioned \$2,840,839,479

Tax Rate per \$100 \$.467

Tax Levy \$13,279,879.00

**Distribution of Ratables:**

Class	Line Items	Assessed Valuation	% of Valuation
Vacant Land	5,671	114,261,311	4.77
Residential	22,795	1,591,705,305	66.45
Farm	7,662	288,106,582	12.02
Commercial	1,569	256,150,420	10.69
Industrial	149	122,792,744	5.13
Apartments	70	22,436,675	.94
<b>TOTAL</b>	<b>37,916</b>	<b>2,395,453,037</b>	<b>100.00</b>

**Bond Ratings:**

Moody's A1

Standard & Poor's None





Population 1980 307,863 Net Valuation Taxable  
 Population 1982 309,691 4,009,023,632  
 S & P Rating Net Valuation on Which County Taxes  
 Moody Rating AA1 are apportioned:  
 Land Area 226.00 Sq. Miles 6,279,046,774

## MERCER COUNTY – Class 2

## Form of Government:

County Exec. Plan – (O.C.C.L – 1972)

Number of Freeholders on Board – 7

## PER CAPITA:

Gross Debt 238.07  
 Net Debt 211.54  
 Debt Service 19.81  
 Total Tax Levy 168.19  
 County Functions: 244.06

## PER CENT:

Gross Debt 1.25  
 Net Debt 1.11

EXPENDITURES	EXPENDITURES (cont'd.)	REVENUES REALIZED
<b>GENERAL GOVERNMENT</b>		<b>Property Taxes</b> 52,088,233.55
Governing Body and Public Boards 273,273.26	EDUCATION (excluding schools)	
County Clerk 416,213.00	County Superintendent of Schools 73,539.00	Financial Business Tax
Financial Administration 526,568.00	Vocational Schools 2,468,024.00	Franchise Tax 98,037.00
Board of Taxation 54,391.00	County College 5,322,400.00	Bank Corp. Tax
Planning, Housing, Development 410,480.00	County Extension Services 136,190.00	Other Miscellaneous Taxes
Human Resources 2,493,621.05	Libraries 546,592.95	State Aid Revenues 1,218,640.62
Elections 955,570.00	Other Educational Services	Federal Aid Revenues 1,708,701.40
General Administration 4,479,174.71	<b>STATUTORY EXPENDITURES</b>	State and Local Fiscal Assistance Act Utilized 2,866,648.26
<b>JUDICIARY</b>	Pensions and F.I.C.A. 4,258,223.00	Institutional Revenues 591,415.84
Superior Court-Low Division 232,884.00	Employee Fringe Benefits 1,843,500.00	Courts 159,033.75
County Courts 474,488.00	Other Statutory Expenditures 45,000.00	County Clerk & Register 821,876.51
County District Courts 304,449.00	Ceta & Other Public Employment Programs 1,977,157.76	Surrogate 122,462.80
Juvenile and Domestic Relations Courts 244,934.00	<b>COUNTY FUNCTIONS TOTAL</b> 69,409,488.73	Sheriff 224,888.57
Jury Commission and Jurors' Fees 27,972.00	<b>CAPITAL IMPROVEMENTS *MEMO</b> 400,000.00	Other Miscellaneous Revenues 14,425,313.31
Low Library 19,100.00	<b>DEBT SERVICE</b>	Other Revenues, Revenue Sharing, Tax Effort
Prosecutor's Office 1,538,882.00	Principal Payments 3,010,000.00	<b>TOTAL</b> 74,325,251.61
Surrogate's Office 163,824.00	Interest Payments 3,125,061.50	Prior Years Surplus Appropriated
Probation Office 2,130,486.00	<b>DEFERRED CHARGES</b> 37,756.54	<b>REVENUES TOTAL</b> 78,325,251.61
County Clerk (Judicial Functions) 707,063.00	<b>RESERVE FOR UNCOLLECTED TAXES</b>	
Sheriff's Office (Judicial Functions)	<b>EXPENDITURES TOTAL</b> 75,582,308.77	<b>CURRENT FINANCES DECEMBER 31,</b>
Other Judicial		<b>ASSETS</b>
<b>PUBLIC SAFETY</b>	<b>CAPITAL DEBT AUTHORIZED, DECEMBER 31,</b>	Cash Dec. 31, 13,154,999.24
County Police 265,869.00	<b>ISSUED AND UNISSUED GROSS DEBT</b>	Taxes Receivable 340,989.73
Sheriff's Office 1,868,792.00	School	Emergencies and Other Deferred Charges
Civil Defense and Disaster Control 58,568.00	Self-liquidating	State Aid Receivable
Environmental Inspection and Control	Other 73,726,716	Other Receivable 555,508.78
Weights and Measures	<b>Total</b> 73,726,716	<b>TOTAL</b> 14,091,497.75
Correctional and Penal 5,214,985.00	<b>ISSUED AND OUTSTANDING</b>	<b>LIABILITIES RESERVES, AND SURPLUS</b>
Other Public Safety 662,069.00	School	Cash Liabilities 6,768,395.11
<b>PUBLIC WORKS</b>	Self-liquidating	Reserves For Receivables 780,819.65
Roads and Bridges, Streets, Drainage 2,542,344.00	Other 61,826,000.00	Surplus Dec. 31, 6,542,282.99
State Aid Motor Vehicle Fund 1,131,051.00	<b>Total</b> 61,826,000.00	<b>TOTAL</b> 14,091,497.75
County Funds	Equalized Valuation Basis	
Other Roads and Bridges	for Net Debt Computation 5,882,342,251.33	
Public Buildings and Grounds 1,571,430.00	<b>CAPITAL OUTLAY TOTAL</b> 10,360,401.03	
Other Public Works 1,488,925.00	Public Enterprises	
<b>HEALTH AND WELFARE</b>	Recreation—Culture 304,250.10	
County Health Department 608,087.00	Public Works 3,811,448.92	
Mental Health Activities 5,056,714.00	Buildings and Grounds 3,546,952.81	
Tubercular Patient Care	Library and Education 1,361,750.00	
County Hospitals, Homes	Conservation 1,335,959.20	
County Aid to Hospitals	All Other	
Health Clinics		
Mosquito Extermination 261,741.00		
Health Services Except Environmental 519,624.00		
County Welfare Board 7,701,399.00		
Child Welfare 112,374.00		
Other Welfare Services 361,950.00		
<b>RECREATION AND CONSERVATION</b>		
Parks, Playgrounds, Shade Trees 2,667,714.00		
Land Reclamation and Conservation 3,950.00		
Other Recreational Services 44,064.00		



COUNTY Mercer

COUNTY SEAT Trenton City

Form of Government:\* Board of Chosen Freeholders 7 Members

Number of Constituent Municipalities 13

Population Census 1980 307,863

Population Estimated 1982 309,691

Land Area — Square Miles 226.00

Net Valuation on which County Taxes are Apportioned \$6,279,046,744

Tax Rate per \$100 \$ .830

Tax Levy \$52,088,233.55

**Distribution of Ratables:**

Class	Line Items	Assessed Valuation	% of Valuation
Vacant Land	7,199	101,735,075	2.59
Residential	76,115	2,674,949,867	68.11
Farm	2,812	89,736,670	2.28
Commercial	5,427	687,558,420	17.51
Industrial	413	199,718,988	5.08
Apartments	312	173,828,750	4.43
<b>TOTAL</b>	<b>92,278</b>	<b>3,927,527,770</b>	<b>100.00</b>

**Bond Ratings:**

Moody's AA1

Standard & Poor's None



MERCER COUNTY



Population 1980 595,893 Net Valuation Taxable  
 Population 1982 605,279 9,696,084,397  
 S & P Rating AA Net Valuation on Which County Taxes  
 Maady Rating AAA are apportioned:  
 Land Area 311.00 Sq Miles 17,028,993,460

## MIDDLESEX COUNTY - Class 2

## Form of Government:

## Board of Chosen Freeholders

## Number of Freeholders on Board - 7

## PER CAPITA:

Gross Debt 269.78  
 Net Debt 234.35  
 Debt Service 20.08  
 Total Tax Levy 153.68  
 County Functions: 218.45

## PER CENT:

Gross Debt 1.19  
 Net Debt 1.04

EXPENDITURES		EXPENDITURES (cont'd.)		REVENUES REALIZED	
GENERAL GOVERNMENT		EDUCATION (excluding schools)		Property Taxes	93,021,769.00
Governing Body and Public Boards	476,444.00	County Superintendent of Schools	118,308.00	Financial Business Tax	
County Clerk	455,195.00	Vacational Schools	9,116,290.00	Franchise Tax	
Financial Administration	568,013.00	County College	6,374,162.00	Bank Corp. Tax	
Board of Taxation	123,520.00	County Extension Services	121,190.00	Other Miscellaneous Taxes	614,410.75
Planning, Housing, Development	701,985.00	Libraries	531,763.00	State Aid Revenues	2,451,571.87
Human Resources	522,899.00	Other Educational Services		Federal Aid Revenues	10,330,067.90
Elections	1,014,106.00	STATUTORY EXPENDITURES		State and Local Fiscal Assistance Act Utilized	4,660,149.12
General Administration	5,234,262.00	Pensions and F.I.C.A.	7,387,294.00	Institutional Revenues	9,586,608.25
JUDICIARY		Employee Fringe Benefits	3,075,000.00	Courts	717,887.10
Superior Court-Law Division	952,568.00	Other Statutory Expenditures	260,000.00	County Clerk & Register	1,345,899.70
County Courts	249,170.00	Ceta & Other Public Employment Programs	8,376,402.00	Surrogate	178,241.32
County District Courts	886,005.00	COUNTY FUNCTIONS TOTAL	119,809,896.42	Sheriff	279,810.35
Juvenile and Domestic Relations Courts	307,080.00	CAPITAL IMPROVEMENTS *MEMO	1,200,000.00	Other Miscellaneous Revenues	5,840,023.72
Jury Commission and Jurors' Fees	291,055.00	DEBT SERVICE		Other Revenues, Revenue Sharing, Tax Effort	
Law Library	50,855.00	Principal Payments	6,830,000.00	TOTAL	129,026,439.08
Prosecutor's Office	3,973,727.00	Interest Payments	5,225,404.65	Prior Years Surplus Appropriated	4,550,000.00
Surrogate's Office	209,520.00	DEFERRED CHARGES	256,787.87	REVENUES TOTAL	133,576,439.08
Probation Office	3,521,674.00	RESERVE FOR UNCOLLECTED TAXES			
County Clerk (Judicial Functions)	1,412,884.00	EXPENDITURES TOTAL	132,222,088.94	CURRENT FINANCES DECEMBER 31,	
Sheriff's Office (Judicial Functions)	1,862,565.00			ASSETS	
Other Judicial				Cash Dec. 31,	11,081,701.37
PUBLIC SAFETY		CAPITAL DEBT AUTHORIZED, DECEMBER 31,		Taxes Receivable	647,424.95
County Police	364,844.00	ISSUED AND UNISSUED GROSS DEBT	NET DEBT	Emergencies and Other Deferred Charges	132,164.00
Sheriff's Office	1,817,665.00	School		State Aid Receivable	643,538.76
Civil Defense and Disaster Control	56,990.00	Self-liquidating	141,849,515	Other Receivable	12,504,829.08
Environmental Inspection and Control		Other	141,849,515	TOTAL	
Weights and Measures	182,000.00	Total		LIABILITIES RESERVES, AND SURPLUS	
Correctional and Penal	5,820,492.00			Cash Liabilities	8,375,928.34
Other Public Safety				Reserves For Receivables	1,210,067.71
PUBLIC WORKS		ISSUED AND OUTSTANDING		Surplus Dec. 31,	2,918,833.03
Roads and Bridges, Streets, Drainage		School		TOTAL	12,504,829.08
State Aid Motor Vehicle Fund	55,125.00	Self-liquidating	99,012,000.00		
County Funds	3,641,120.00	Other	99,012,000.00		
Other Roads and Bridges		Total			
Public Buildings and Grounds	3,540,960.00	Equalized Valuation Basis			
Other Public Works	2,829,105.00	for Net Debt Computation	13,674,515,223.33		
HEALTH AND WELFARE		CAPITAL OUTLAY TOTAL	22,239,457.49		
County Health Department	1,295,610.00				
Mental Health Activities	9,039,595.00	Public Enterprises			
Tubercular Patient Care		Recreation—Culture	499,845.81		
County Hospitals, Homes	31,500.00	Public Works	10,289,218.01		
County Aid to Hospitals	15,822,056.00	Buildings and Grounds	11,241,560.67		
Health Clinics	120,065.00	Library and Education	208,833.00		
Mosquito Extermination	763,000.00	Conservation			
Health Services Except Environmental	1,116,537.30	All Other			
County Welfare Board	7,807,107.00				
Child Welfare	626,325.00				
Other Welfare Services	519,540.00				
RECREATION AND CONSERVATION					
Parks, Playgrounds, Shade Trees	6,022,765.00				
Land Reclamation and Conservation	43,410.00				
Other Recreational Services	80,149.12				

COUNTY Middlesex

COUNTY SEAT New Brunswick City

Form of Government: Board of Chosen Freeholders 7 Members

Number of Constituent Municipalities 25

Population Census 1980 595,893

Population Estimated 1982 605,279

Land Area — Square Miles 311.00

Net Valuation on which County Taxes are Apportioned \$17,028,993,460

Tax Rate per \$100 \$ .546

Tax Levy \$93,021,769.00

**Distribution of Ratables:**

Class	Line Items	Assessed Valuation	% of Valuation
Vacant Land	18,990	380,028,700	3.99
Residential	140,171	5,531,317,350	58.06
Farm	2,039	58,878,650	.62
Commercial	6,982	1,047,792,400	11.00
Industrial	1,877	1,940,261,950	20.37
Apartments	624	568,245,800	5.96
<b>TOTAL</b>	<b>170,683</b>	<b>9,526,524,850</b>	<b>100.00</b>

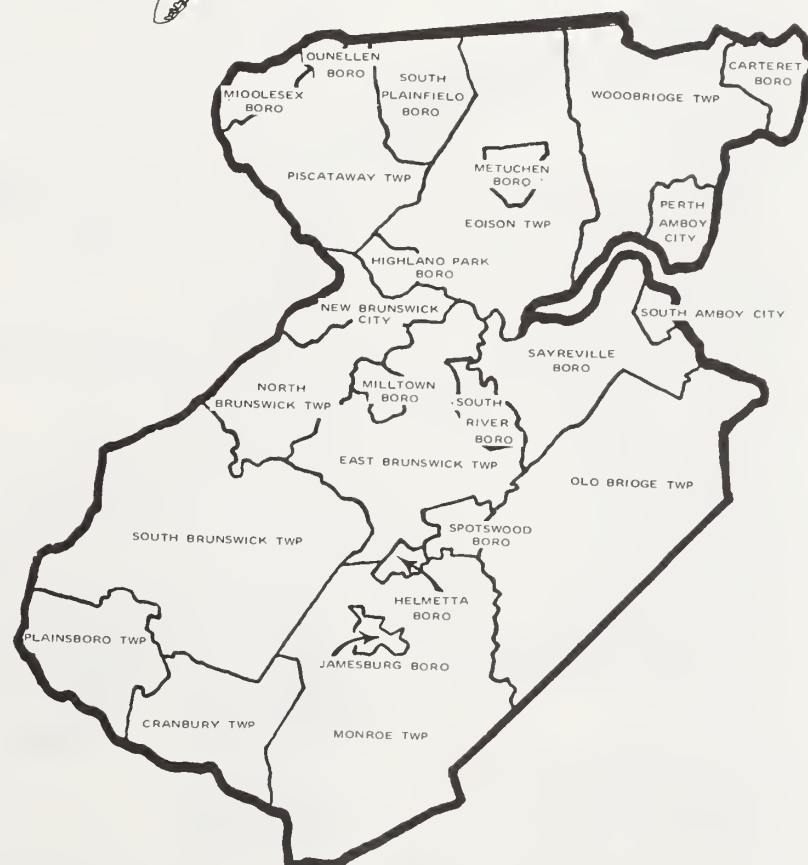
**Bond Ratings:**

Moody's AAA

Standard & Poor's AA



MIDDLESEX COUNTY



Population 1980 503,173 Net Valuation Taxable  
 Population 1982 512,478 8,633,263,747  
 S & P Rating A+ Net Valuation on Which County Taxes  
 Moody Rating AA are apportioned:  
 Land Area 471.57 Sq. Miles 12,121,890,254

## MONMOUTH COUNTY - Class 5

## Form of Government:

## Board of Chosen Freeholders

## Number of Freeholders on Board - 5

## PER CAPITA:

Gross Debt 104.19  
 Net Debt 80.16  
 Debt Service 8.44  
 Total Tax Levy 125.08  
 County Functions: 180.65

## PER CENT:

Gross Debt .46  
 Net Debt .36

EXPENDITURES		EXPENDITURES (cont'd.)		REVENUES REALIZED	
<b>GENERAL GOVERNMENT</b>		<b>EDUCATION (excluding schools)</b>		<b>Property Taxes</b>	64,098,446.32
Governing Body and Public Boards	370,856.51	County Superintendent of Schools	155,454.18	Financial Business Tax	
County Clerk	638,823.16	Vocational Schools	3,025,351.00	Franchise Tax	192,911.00
Financial Administration	254,115.60	County College	5,963,189.00	Bank Corp. Tax	
Board of Taxation	129,713.77	County Extension Services	132,147.11	Other Miscellaneous Taxes	
Planning, Housing, Development	352,333.89	Libraries		State Aid Revenues	2,476,922.53
Human Resources	2,151,387.35	Other Educational Services	459,787.00	Federal Aid Revenues	8,171,152.45
Elections	874,286.34	<b>STATUTORY EXPENDITURES</b>		State and Local Fiscal Assistance Act Utilized	3,455,638.48
General Administration	4,129,653.09	Pensions and F.I.C.A.	4,264,933.45	Institutional Revenues	3,963,008.98
<b>JUDICIARY</b>		Employee Fringe Benefits	2,054,486.19	Courts	454,687.84
Superior Court-Law Division	730,913.04	Other Statutory Expenditures	165,980.00	County Clerk & Register	1,444,027.35
County Courts	47,241.00	Ceto & Other Public Employment Programs	7,322,558.63	Surrogate	202,066.90
County District Courts	453,501.40	<b>COUNTY FUNCTIONS TOTAL</b>	88,257,287.46	Sheriff	330,196.13
Juvenile and Domestic Relations Courts	351,954.39	<b>CAPITAL IMPROVEMENTS *MEMO</b>	358,000.00	Other Miscellaneous Revenues	8,939,249.25
Jury Commission and Jurors' Fees	248,966.19	<b>DEBT SERVICE</b>		Other Revenues, Revenue Sharing, Tax Effort	
Law Library	17,100.00	Principal Payments	2,676,908.00	<b>TOTAL</b>	93,728,307.23
Prosecutor's Office	3,136,095.21	Interest Payments	1,646,331.16	<b>Prior Years Surplus Appropriated</b>	2,199,183.08
Surrogate's Office	271,449.85			<b>REVENUES TOTAL</b>	95,927,490.31
Probation Office	2,058,363.99	<b>DEFERRED CHARGES</b>			
County Clerk (Judicial Functions)	787,563.44	<b>RESERVE FOR UNCOLLECTED TAXES</b>			
Sheriff's Office (Judicial Functions)	491,236.03				
Other Judicial					
<b>PUBLIC SAFETY</b>		<b>EXPENDITURES TOTAL</b>	92,580,526.62	<b>CURRENT FINANCES DECEMBER 31,</b>	
County Police	756,692.50			<b>ASSETS</b>	
Sheriff's Office	660,175.04	<b>CAPITAL DEBT AUTHORIZED, DECEMBER 31,</b>		Cash Dec. 31,	10,688,765.47
Civil Defense and Disaster Control	62,382.66	<b>ISSUED AND UNISSUED GROSS DEBT</b>		Taxes Receivable	
Environmental Inspection and Control		School		Emergencies and Other Deferred Charges	
Weights and Measures	120,518.63	Self-liquidating		State Aid Receivable	
Correctional and Penal	4,028,808.32	Other	53,394,847	Other Receivable	1,177,234.98
Other Public Safety	113,999.70	<b>Total</b>	53,394,847	<b>TOTAL</b>	11,866,000.45
<b>PUBLIC WORKS</b>		<b>ISSUED AND OUTSTANDING</b>		<b>LIABILITIES RESERVES, AND SURPLUS</b>	
Roads and Bridges, Streets, Drainage	637,320.00	School		Cash Liabilities	7,458,081.05
State Aid Motor Vehicle Fund		Self-liquidating		Reserves For Receivables	1,167,864.63
County Funds	5,458,670.25	Other	53,146,000.00	Surplus Dec. 31,	3,240,054.77
Other Roads and Bridges		<b>Total</b>	53,146,000.00	<b>TOTAL</b>	11,866,000.45
Public Buildings and Grounds	3,876,570.67				
Other Public Works	656,902.50	Equalized Valuation Basis			
<b>HEALTH AND WELFARE</b>		for Net Debt Computation	11,492,982,192.00		
County Health Department	1,170,532.50	<b>CAPITAL OUTLAY TOTAL</b>	6,632,138.60		
Mental Health Activities	4,720,773.38				
Tubercular Patient Care		Public Enterprises			
County Hospitals, Homes		Recreation—Culture			
County Aid to Hospitals	2,240,727.71	Public Works	1,903,053.38		
Health Clinics	182,259.39	Buildings and Grounds	1,713,445.36		
Mosquito Extermination	422,549.00	Library and Education	2,810,000.00		
Health Services Except Environmental	4,292,699.29	Conservation	205,639.86		
County Welfare Board	10,867,725.44	All Other			
Child Welfare	112,700.00				
Other Welfare Services	20,200.00				
<b>RECREATION AND CONSERVATION</b>					
Parks, Playgrounds, Shade Trees	6,671,324.00				
Land Reclamation and Conservation	61,362.15				
Other Recreational Services	2,941.52				



COUNTY Monmouth

COUNTY SEAT Freehold Borough

Form of Government: Board of Chosen Freeholders 5 Members

Number of Constituent Municipalities 53

Population Census 1980 503,173

Population Estimated 1982 512,478

Land Area - Square Miles 471.57

Net Valuation on which County Taxes are Apportioned \$12,121,890,254

Tax Rate per \$100 \$.529

Tax Levy \$64,098,446.32

**Distribution of Ratables:**

Class	Line Items	Assessed Valuation	% of Valuation
Vacant Land	20,128	316,981,856	3.73
Residential	133,904	6,297,485,942	74.05
Farm	5,041	172,182,885	2.02
Commercial	7,184	1,093,673,838	12.86
Industrial	462	305,343,370	3.59
Apartments	1,120	318,718,877	3.75
<b>TOTAL</b>	<b>167,839</b>	<b>8,504,386,768</b>	<b>100.00</b>

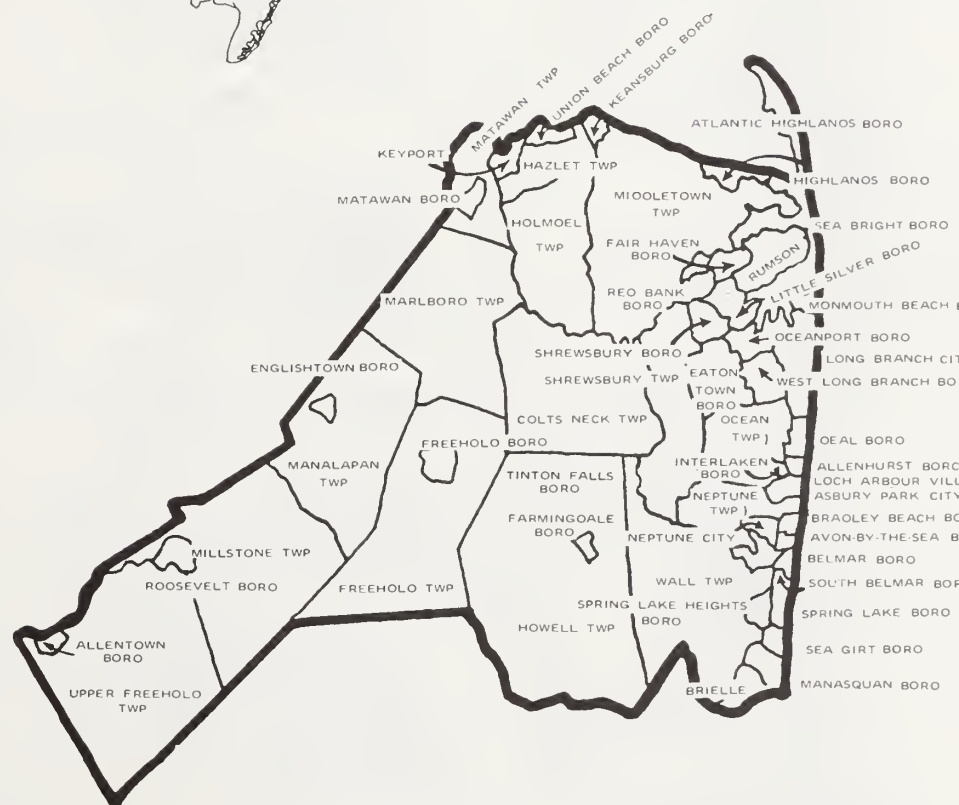
**Bond Ratings:**

Moody's AA

Standard & Poor's A+



**MONMOUTH COUNTY**





Population 1980 407,630  
 Population 1982 410,917  
 S & P Rating AAA  
 Moody Rating AAA  
 Land Area 470.24 Sq. Miles 15,187,115,023

Net Valuation Taxable  
 8,718,006,657  
 Net Valuation on Which County Taxes  
 are apportioned:

**MORRIS COUNTY - Class 2**  
**Form of Government:**  
**Board of Chosen Freeholders**  
**Number of Freeholders on Board - 7**

PER CAPITA:  
 Gross Debt 158.86  
 Net Debt 158.83  
 Debt Service 15.74  
 Total Tax Levy 128.12  
 County Functions: 184.38

PER CENT:  
 Gross Debt .51  
 Net Debt .51

EXPENDITURES		EXPENDITURES (cont'd.)		REVENUES REALIZED	
<b>GENERAL GOVERNMENT</b>		<b>EDUCATION (excluding schools)</b>		<b>Property Taxes</b>	<b>52,646,687.58</b>
Governing Body and Public Boards	321,130.00	County Superintendent of Schools	127,626.00	Financial Business Tax	
County Clerk	1,017,556.00	Vocational Schools	892,593.25	Franchise Tax	
Financial Administration	363,185.25	County College	3,627,695.50	Bank Corp. Tax	
Board of Taxation	113,225.00	County Extension Services	177,583.00	Other Miscellaneous Taxes	
Planning, Housing, Development	539,023.00	Libraries	1,090,889.73	State Aid Revenues	1,101,285.39
Human Resources	1,281,556.00	Other Educational Services	178,081.00	Federal Aid Revenues	2,623,000.00
Elections	903,250.00	<b>STATUTORY EXPENDITURES</b>		State and Local Fiscal Assistance Act Utilized	2,561,514.80
General Administration	4,373,896.00	Pensions and F.I.C.A.	4,076,023.59	Institutional Revenues	7,893,521.25
<b>JUDICIARY</b>		Employee Fringe Benefits	1,400,000.00	Courts	128,033.05
Superior Court-Law Division		Other Statutory Expenditures	140,000.00	County Clerk & Register	1,606,780.02
County Courts	821,664.32	Ceta & Other Public Employment Programs	2,623,000.00	Surrogate	123,758.42
County District Courts	363,883.00	<b>COUNTY FUNCTIONS TOTAL</b>	69,299,316.03	Sheriff	246,252.12
Juvenile and Domestic Relations Courts	245,374.00	<b>CAPITAL IMPROVEMENTS *MEMO</b>	500,000.00	Other Miscellaneous Revenues	6,959,715.05
Jury Commission and Jurors' Fees	153,941.00	<b>DEBT SERVICE</b>		Other Revenues, Revenue Sharing, Tax Effort	
Law Library	67,716.00	Principal Payments	3,464,000.00	<b>TOTAL</b>	<b>75,890,547.68</b>
Prosecutor's Office	2,216,450.00	Interest Payments	3,001,873.10	Prior Years Surplus Appropriated	8,500,000.00
Surrogate's Office	229,331.00			<b>REVENUES TOTAL</b>	<b>84,390,547.68</b>
Probation Office	2,028,993.00				
County Clerk (Judicial Functions)		<b>DEFERRED CHARGES</b>		<b>CURRENT FINANCES DECEMBER 31,</b>	
Sheriff's Office (Judicial Functions)		<b>RESERVE FOR UNCOLLECTED TAXES</b>		<b>ASSETS</b>	
Other Judicial				Cash Dec. 31,	19,521,966.87
<b>PUBLIC SAFETY</b>		<b>EXPENDITURES TOTAL</b>	<b>75,765,189.13</b>	Taxes Receivable	267,634.28
County Police	26,891.00			Emergencies and Other Deferred Charges	
Sheriff's Office	2,144,966.00	<b>CAPITAL DEBT AUTHORIZED, DECEMBER 31,</b>		State Aid Receivable	1,021,158.00
Civil Defense and Disaster Control	187,410.00	<b>ISSUED AND UNISSUED GROSS DEBT</b>	<b>NET DEBT</b>	Other Receivable	20,810,759.15
Environmental Inspection and Control	3,000.00	School		<b>TOTAL</b>	
Weights and Measures	109,071.32	Self-liquidating		<b>LIABILITIES RESERVES, AND SURPLUS</b>	
Correctional and Penal	1,793,168.07	Other	65,278,000	Cash Liabilities	7,700,398.05
Other Public Safety	242,228.00	<b>Total</b>	<b>65,278,000</b>	Reserves For Receivables	1,282,840.28
<b>PUBLIC WORKS</b>				Surplus Dec. 31,	11,827,520.82
Roads and Bridges, Streets, Drainage	1,620,548.00	<b>ISSUED AND OUTSTANDING</b>		<b>TOTAL</b>	<b>20,810,759.15</b>
State Aid Motor Vehicle Fund	59,000.00	School			
County Funds	4,781,832.00	Self-liquidating			
Other Roads and Bridges		Other	59,888,000.00		
Public Buildings and Grounds	2,582,385.00	<b>Total</b>	<b>59,888,000.00</b>		
Other Public Works	205,500.00	Equalized Valuation Basis			
<b>HEALTH AND WELFARE</b>		for Net Debt Computation	12,764,183,033.67		
County Health Department	220,297.00	<b>CAPITAL OUTLAY TOTAL</b>	<b>5,875,290.70</b>		
Mental Health Activities	5,052,902.00				
Tubercular Patient Care		Public Enterprises			
County Hospitals, Homes		Recreation—Culture	1,451,483.42		
County Aid to Hospitals	775,000.00	Public Works	3,131,340.58		
Health Clinics	40,000.00	Buildings and Grounds	168,212.51		
Mosquito Extermination	1,109,050.00	Library and Education	1,098,048.84		
Health Services Except Environmental	145,804.00	Conservation	26,205.35		
County Welfare Board	1,388,301.00	All Other			
Child Welfare	1,092,592.00				
Other Welfare Services	11,718,730.00				
<b>RECREATION AND CONSERVATION</b>					
Parks Playgrounds, Shade Trees	4,519,674.00				
Land Reclamation and Conservation					
Other Recreational Services	87,301.00				

COUNTY Morris

COUNTY SEAT Morristown Town

Form of Government: Board of Chosen Freeholders 7 Members

Number of Constituent Municipalities 39

Population Census 1980 407,630

Population Estimated 1982 410,917

Land Area — Square Miles 470.24

Net Valuation on which County Taxes are Apportioned \$15,187,115.023

Tax Rate per \$100 \$.347

Tax Levy \$52,646,687.58

**Distribution of Ratables:**

Class	Line Items	Assessed Valuation	% of Valuation
Vacant Land	16,721	420,717,042	4.91
Residential	107,254	6,005,416,188	70.02
Farm	1,873	65,964,356	.77
Commercial	4,532	1,124,183,022	13.11
Industrial	738	629,745,065	7.34
Apartments	294	330,132,800	3.85
<b>TOTAL</b>	<b>131,412</b>	<b>8,576,158,473</b>	<b>100.00</b>

**Bond Ratings:**

Moody's AAA

Standard & Poor's AAA



**MORRIS COUNTY**



Population 1980 346,038 Net Valuation Taxable  
 Population 1982 358,978 8,083,630,585  
 S & P Rating A+ Net Valuation on Which County Taxes  
 Moody Rating A1 are apportioned:  
 Land Area 637.09 Sq. Miles 10,336,339,494

## OCEAN COUNTY - Class 5

## Form of Government:

## Board of Chosen Freeholders

## Number of Freeholders on Board - 5

PER CAPITA: 178.87 PER CENT: .65  
 Gross Debt 167.30 Gross Debt .61  
 Net Debt 16.04 Net Debt  
 Debt Service 123.09  
 Total Tax Levy 178.55  
 County Functions:

EXPENDITURES		EXPENDITURES (cont'd.)		REVENUES REALIZED	
GENERAL GOVERNMENT		EDUCATION (excluding schools)		Property Taxes	44,185,107.47
Governing Body and Public Boards	831,362.89	County Superintendent of Schools	126,000.00	Financial Business Tax	
County Clerk	647,000.00	Vocational Schools	2,700,000.00	Franchise Tax	
Financial Administration	481,103.25	County College	3,312,500.00	Bank Corp. Tax	
Board of Taxation	146,000.00	County Extension Services	261,854.00	Other Miscellaneous Taxes	
Planning, Housing, Development	357,493.00	Libraries		State Aid Revenues	2,512,509.85
Human Resources	1,268,647.00	Other Educational Services	71,250.00	Federal Aid Revenues	3,866,887.92
Elections	849,500.00	STATUTORY EXPENDITURES		State and Local Fiscal Assistance Act Utilized	3,331,670.33
General Administration	5,261,854.63	Pensions and F.I.C.A.	3,115,000.00	Institutional Revenues	
JUDICIARY		Employee Fringe Benefits	1,051,046.00	Courts	212,418.32
Superior Court-Law Division	446,067.62	Other Statutory Expenditures	125,000.00	County Clerk & Register	1,265,964.88
County Courts	101,000.00	Ceta & Other Public Employment Programs	3,157,000.00	Surrogate	191,773.22
County District Courts	325,268.60	COUNTY FUNCTIONS TOTAL	55,723,842.17	Sheriff	315,163.29
Juvenile and Domestic Relations Courts	35,600.00	CAPITAL IMPROVEMENTS *MEMO	2,187,000.00	Other Miscellaneous Revenues	6,587,140.72
Jury Commission and Jurors' Fees	161,000.00	DEBT SERVICE		Other Revenues, Revenue Sharing, Tax Effort	
Law Library	12,000.00	Principal Payments	2,475,000.00	TOTAL	62,468,636.00
Prosecutor's Office	1,901,000.00	Interest Payments	3,283,221.25	Prior Years Surplus Appropriated	2,100,000.00
Surrogate's Office	226,000.00	DEFERRED CHARGES*	2,612,021.81	REVENUES TOTAL	64,568,636.00
Probation Office	1,604,163.00	RESERVE FOR UNCOLLECTED TAXES			
County Clerk (Judicial Functions)	586,897.91	EXPENDITURES TOTAL	64,094,085.23	CURRENT FINANCES DECEMBER 31,	
Sheriff's Office (Judicial Functions)	358,000.00			ASSETS	
Other Judicial	6,000.00	CAPITAL DEBT AUTHORIZED, DECEMBER 31,		Cash Dec. 31,	8,283,763.63
PUBLIC SAFETY		ISSUED AND UNISSUED GROSS DEBT	NET DEBT	Taxes Receivable	221,268.52
County Police	287,776.00	School		Emergencies and Other Deferred Charges	665,000.00
Sheriff's Office	2,130,000.00	Self-liquidating		State Aid Receivable	
Civil Defense and Disaster Control	301,754.43	Other	64,211,729	Other Receivable	1,983,379.38
Environmental Inspection and Control	340,143.79	Total	64,211,729	TOTAL	11,153,411.53
Weights and Measures	138,000.00			LIABILITIES RESERVES, AND SURPLUS	
Correctional and Penal	2,487,295.00	ISSUED AND OUTSTANDING		Cash Liabilities	7,525,115.88
Other Public Safety	57,447.27	School		Reserves for Receivables	2,024,852.90
PUBLIC WORKS		Self-liquidating		Surplus Dec. 31,	1,603,442.75
Roads and Bridges, Streets, Drainage	4,431,670.33	Other	45,275,000.00	TOTAL	11,153,411.53
State Aid Motor Vehicle Fund		Total	45,275,000.00		
County Funds	2,998,420.75	Equalized Valuation Basis			
Other Roads and Bridges	356,311.10	for Net Debt Computation	9,922,527,645.67		
Public Buildings and Grounds	2,007,728.93	CAPITAL OUTLAY TOTAL	26,972,727.96		
Other Public Works					
HEALTH AND WELFARE		Public Enterprises			
County Health Department	580,000.00	Recreation—Culture	1,174,816.56		
Mental Health Activities	2,177,054.80	Public Works	3,181,218.81		
Tubercular Patient Care		Buildings and Grounds	22,316,824.62		
County Hospitals, Homes	379,000.00	Library and Education	299,867.97		
County Aid to Hospitals		Conservation			
Health Clinics		All Other			
Mosquito Extermination	570,000.00				
Health Services Except Environmental	311,883.89				
County Welfare Board	4,681,964.98				
Child Welfare	372,000.00				
Other Welfare Services	338,500.00				
RECREATION AND CONSERVATION					
Parks, Playgrounds, Shade Trees	1,135,000.00				
Land Reclamation and Conservation	76,783.00				
Other Recreational Services	39,500.00				



COUNTY Ocean

COUNTY SEAT Toms River

Form of Government: Board of Chosen Freeholders 5 Members

Number of Constituent Municipalities 33

Population Census 1980 346,038

Population Estimated 1982 358,978

Land Area — Square Miles 637.09

Net Valuation on which County Taxes are Apportioned \$10,336,339,494

Tax Rate per \$100 \$.427

Tax Levy \$44,185,107.47

#### Distribution of Ratables:

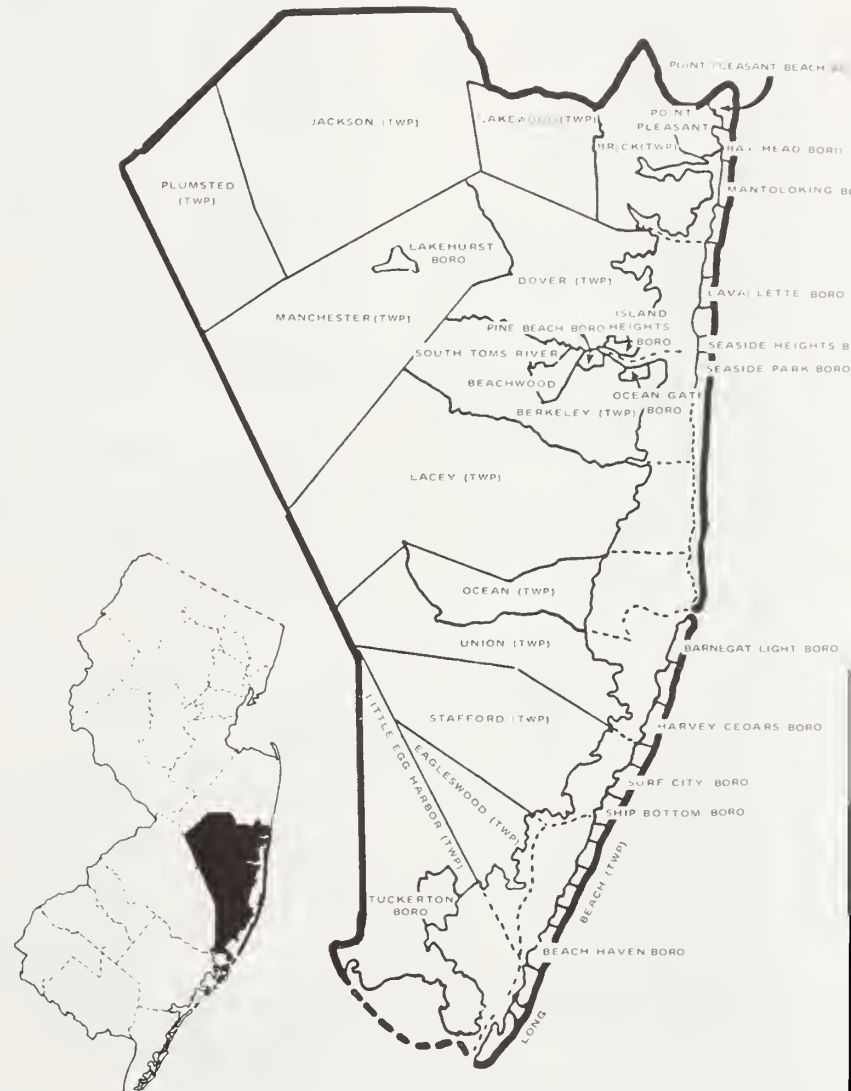
Class	Line Items	Assessed Valuation	% of Valuation
Vacant Land	70,641	628,739,563	7.88
Residential	145,688	6,116,074,704	76.63
Farm	888	24,242,490	.30
Commercial	4,752	782,627,635	9.81
Industrial	157	123,616,150	1.55
Apartments	599	305,953,100	3.83
<b>TOTAL</b>	<b>222,725</b>	<b>7,981,253,642</b>	<b>100.00</b>

#### Bond Ratings:

Moody's A1

Standard & Poor's A+

#### OCEAN COUNTY





1600

Population 1980 447,585 Net Valuation Taxable  
 Population 1982 455,130 4,808,262,476  
 S & P Rating Net Valuation on Which County Taxes  
 Moody Rating AA are apportioned:  
 Land Area 192.01 Sq. Miles 9,185,744,857

## PASSAIC COUNTY - Class 2

## Form of Government:

Board of Chosen Freeholders

Number of Freeholders on Board - 7

## PER CAPITA:

Gross Debt 160.76  
 Net Debt 145.78  
 Debt Service 12.93  
 Total Tax Levy 122.64  
 County Functions: 183.22

## PER CENT:

Gross Debt .85  
 Net Debt .77

EXPENDITURES		EXPENDITURES (cont'd.)		REVENUES REALIZED	
<b>GENERAL GOVERNMENT</b>		<b>EDUCATION (excluding schools)</b>		<b>Property Taxes</b>	<b>55,816,291.41</b>
Governing Body and Public Boards	248,944.00	County Superintendent of Schools	143,585.00	Financial Business Tax	
County Clerk	764,425.00	Vocational Schools	2,835,000.00	Franchise Tax	
Financial Administration	559,108.50	County College	3,109,521.00	Bank Corp. Tax	
Board of Taxation	142,465.00	County Extension Services	79,635.00	Other Miscellaneous Taxes	168,190.60
Planning, Housing, Development	241,290.00	Libraries		State Aid Revenues	2,464,376.03
Human Resources	3,515,516.53	Other Educational Services	206,000.00	Federal Aid Revenues	2,954,074.00
Elections	741,281.00	<b>STATUTORY EXPENDITURES</b>		State and Local Fiscal Assistance Act Utilized	4,049,620.55
General Administration	4,924,401.00	Pensions and F.I.C.A.	6,133,453.00	Institutional Revenues	9,170,571.55
<b>JUDICIARY</b>		Employee Fringe Benefits	1,841,000.00	Courts	237,988.80
Superior Court-Law Division	577,225.00	Other Statutory Expenditures	350,000.00	County Clerk & Register	977,159.76
County Courts	150,715.00	Ceta & Other Public Employment Programs	2,954,074.00	Surrogate	146,699.68
County District Courts	885,550.00	<b>COUNTY FUNCTIONS TOTAL</b>	<b>77,339,848.62</b>	Sheriff	289,332.94
Juvenile and Domestic Relations Courts	930,594.00	<b>CAPITAL IMPROVEMENTS *MEMU</b>	<b>575,000.00</b>	Other Miscellaneous Revenues	6,880,473.89
Jury Commission and Jurors' Fees	433,969.00	<b>DEBT SERVICE</b>		Other Revenues, Revenue Sharing, Tax Effort	
Law Library	99,550.00	Principal Payments	3,047,000.00	<b>TOTAL</b>	<b>83,154,779.25</b>
Prosecutor's Office	3,259,864.00	Interest Payments	2,836,253.70	<b>Prior Years Surplus Appropriated</b>	<b>3,400,000.00</b>
Surrogate's Office	334,665.00			<b>REVENUES TOTAL</b>	<b>86,554,779.25</b>
Probation Office	3,506,481.00	<b>DEFERRED CHARGES</b>	<b>166,663.29</b>	<b>CURRENT FINANCES DECEMBER 31,</b>	
County Clerk (Judicial Functions)	672,087.00	<b>RESERVE FOR UNCOLLECTED TAXES</b>		<b>ASSETS</b>	
Sheriff's Office (Judicial Functions)	1,536,008.00			Cash Dec. 31,	12,712,803.09
Other Judicial		<b>EXPENDITURES TOTAL</b>	<b>83,389,765.61</b>	Taxes Receivable	
<b>PUBLIC SAFETY</b>				Emergencies and Other Deferred Charges	130,048.03
County Police	210,475.00	<b>CAPITAL DEBT AUTHORIZED, DECEMBER 31,</b>		State Aid Receivable	3,261,545.89
Sheriff's Office	557,030.00	<b>ISSUED AND UNISSUED GROSS DEBT</b>		Other Receivable	
Civil Defense and Disaster Control	58,737.00	School		<b>TOTAL</b>	<b>16,104,397.01</b>
Environmental Inspection and Control		Self-liquidating		<b>LIABILITIES RESERVES, AND SURPLUS</b>	
Weights and Measures	69,600.00	Other	73,167,681	Cash Liabilities	9,355,841.04
Correctional and Penal	3,981,330.00	<b>Total</b>	<b>73,167,681</b>	Reserves For Receivables	1,939,594.90
Other Public Safety	155,260.00			Surplus Dec. 31,	4,768,961.07
<b>PUBLIC WORKS</b>		<b>ISSUED AND OUTSTANDING</b>		<b>TOTAL</b>	<b>16,104,397.01</b>
Roads and Bridges, Streets, Drainage		School			
State Aid Motor Vehicle Fund		Self-liquidating			
County Funds	1,725,101.00	Other	52,403,000.00		
Other Roads and Bridges		<b>Total</b>	<b>52,403,000.00</b>		
Public Buildings and Grounds	1,330,016.00	<b>Equalized Valuation Basis</b>			
Other Public Works	291,610.00	for Net Debt Computation	8,604,989,291.00		
<b>HEALTH AND WELFARE</b>		<b>CAPITAL OUTLAY TOTAL</b>	<b>10,034,539.96</b>		
County Health Department	144,815.00	Public Enterprises			
Mental Health Activities	3,116,143.00	Recreation—Culture	282,755.93		
Tubercular Patient Care		Public Works	1,598,538.67		
County Hospitals, Homes	8,336,240.00	Buildings and Grounds	4,155,111.06		
County Aid to Hospitals		Library and Education	3,998,134.30		
Health Clinics		Conservation			
Mosquito Extermination		All Other			
Health Services Except Environmental	4,079,970.59				
County Welfare Board	8,981,780.00				
Child Welfare	940,000.00				
Other Welfare Services	590,090.00				
<b>RECREATION AND CONSERVATION</b>					
Parks, Playgrounds, Shade Trees	1,111,500.00				
Land Reclamation and Conservation	43,744.00				
Other Recreational Services					

COUNTY Passaic

COUNTY SEAT Paterson City

Form of Government: Board of Chosen Freeholders 7 Members

Number of Constituent Municipalities 16

Population Census 1980 447,585

Population Estimated 1982 455,130

Land Area — Square Miles 192.01

Net Valuation on which County Taxes are Apportioned \$9,185,744,857

Tax Rate per \$100 \$.608

Tax Levy \$55,816,291.41

**Distribution of Ratables:**

Class	Line Items	Assessed Valuation	% of Valuation
Vacant Land	10,407	161,157,960	3.41
Residential	91,654	3,032,695,415	64.05
Farm	227	4,877,200	.10
Commercial	6,959	784,819,865	16.58
Industrial	1,356	538,525,750	11.37
Apartments	1,079	212,712,956	4.49
<b>TOTAL</b>	<b>111,682</b>	<b>4,734,789,146</b>	<b>100.00</b>

**Bond Ratings:**

Moody's AA

Standard & Poor's None



PASSAIC COUNTY



Population 1980 64,676 Net Valuation Taxable  
 Population 1982 65,381 755,329,388  
 S & P Rating Net Valuation on Which County Taxes  
 Moody Rating A are apportioned:  
 Land Area 346.56 Sq. Miles 1,135,995,226

## SALEM COUNTY - Class 3

## Form of Government:

## Board of Chosen Freeholders

## Number of Freeholders on Board - 7

## PER CAPITA:

Gross Debt 72.97  
 Net Debt 72.97  
 Debt Service 9.00  
 Total Tax Levy 142.84  
 County Functions: 269.39

## PER CENT:

Gross Debt .48  
 Net Debt .48

EXPENDITURES		EXPENDITURES (cont'd.)		REVENUES REALIZED	
GENERAL GOVERNMENT		EDUCATION (excluding schools)		Property Taxes	9,339,131.01
Governing Body and Public Boards	120,263.00	County Superintendent of Schools	90,813.25	Financial Business Tax	
County Clerk	121,500.00	Vocational Schools	768,904.00	Franchise Tax	
Financial Administration	143,663.00	County College	635,600.00	Bank Corp. Tax	
Board of Taxation	59,700.00	County Extension Services	107,795.00	Other Miscellaneous Taxes	2,322,973.53
Planning, Housing, Development	497,782.96	Libraries		State Aid Revenues	780,328.99
Human Resources	367,775.75	Other Educational Services	85,500.00	Federal Aid Revenues	763,197.00
Elections	149,000.00	STATUTORY EXPENDITURES		State and Local Fiscal Assistance Act Utilized	606,130.71
General Administration	759,779.75	Pensions and F.I.C.A.	841,418.75	Institutional Revenues	1,839,548.80
JUDICIARY		Employee Fringe Benefits	357,400.00	Courts	244,932.36
Superior Court-Low Division	26,943.00	Other Statutory Expenditures	95,000.00	County Clerk & Register	105,569.86
County Courts	108,190.00	Ceto & Other Public Employment Programs	533,929.00	Surrogate	28,335.06
County District Courts	70,450.00	COUNTY FUNCTIONS TOTAL	17,024,143.74	Sheriff	23,374.71
Juvenile and Domestic Relations Courts	63,240.00	CAPITAL IMPROVEMENTS *MEMO	25,000.00	Other Miscellaneous Revenues	1,869,669.04
Jury Commission and Jurors' Fees	17,000.00	DEBT SERVICE		Other Revenues, Revenue Shoring, Tax Effort	
Law Library	10,000.00	Principal Payments	235,000.00	TOTAL	17,923,191.07
Prosecutor's Office	434,500.00	Interest Payments	353,560.95	Prior Years Surplus Appropriated	1,010,000.00
Surrogate's Office	91,900.00	DEFERRED CHARGES		REVENUES TOTAL	18,933,191.07
Probation Office	420,440.00	RESERVE FOR UNCOLLECTED TAXES			
County Clerk (Judicial Functions)	73,200.00	EXPENDITURES TOTAL	17,612,704.65	CURRENT FINANCES DECEMBER 31,	
Sheriff's Office (Judicial Functions)	85,000.00			ASSETS	
Other Judicial				Cash Dec. 31,	3,409,279.21
PUBLIC SAFETY				Taxes Receivable	
County Police		CAPITAL DEBT AUTHORIZED, DECEMBER 31,		Emergencies and Other Deferred Charges	13,861.73
Sheriff's Office	272,000.00	ISSUED AND UNISSUED GROSS DEBT	NET DEBT	State Aid Receivable	83.46
Civil Defense and Disaster Control	132,120.00	School		Other Receivable	1,181,185.94
Environmental Inspection and Control		Self-liquidating		TOTAL	4,604,410.34
Weights and Measures	57,555.00	Other	4,770,800		
Correctional and Penal	891,000.00	Total	4,770,800	LIABILITIES RESERVES, AND SURPLUS	
Other Public Safety	10,960.00			Cash Liabilities	2,615,961.18
PUBLIC WORKS				Reserves For Receivables	45,487.28
Roads and Bridges, Streets, Drainage	601,130.71	ISSUED AND OUTSTANDING		Surplus Dec. 31,	1,942,961.88
State Aid Motor Vehicle Fund	17,000.00	School		TOTAL	4,604,410.34
County Funds	1,821,729.29	Self-liquidating			
Other Roads and Bridges		Other	4,049,300.00		
Public Buildings and Grounds	760,730.00	Total	4,049,300.00		
Other Public Works	35,000.00	Equalized Valuation Basis			
HEALTH AND WELFARE		for Net Debt Computation	993,522,560.00		
County Health Department	368,378.00	CAPITAL OUTLAY TOTAL	362,271.48		
Mental Health Activities	993,305.00				
Tubercular Patient Care	3,300.00	Public Enterprises			
County Hospitals, Homes	41,420.00	Recreation—Culture			
County Aid to Hospitals	140,000.00	Public Works	19,519.75		
Health Clinics		Buildings and Grounds	51,423.98		
Mosquito Extermination	175,000.00	Library and Education	290,927.75		
Health Services Except Environmental	245,563.00	Conservation			
County Welfare Board	2,793,903.28	All Other			
Child Welfare	151,000.00				
Other Welfare Services	99,444.00				
RECREATION AND CONSERVATION					
Parks, Playgrounds, Shade Trees	5,000.00				
Land Reclamation and Conservation	231,918.00				
Other Recreational Services					

COUNTY Salem

COUNTY SEAT Salem City

Form of Government: Board of Chosen Freeholders 7 Members

Number of Constituent Municipalities 15

Population Census 1980 64,676

Population Estimated 1982 65,381

Land Area — Square Miles 350.88

Net Valuation on which County Taxes are Apportioned \$1,135,995,226

Tax Rate per \$100 \$.822

Tax Levy \$9,339,131.01

**Distribution of Ratables:**

Class	Line Items	Assessed Valuation	% of Valuation
Vacant Land	6,742	27,381,375	3.74
Residential	16,951	417,560,275	57.03
Farm	5,359	75,860,690	10.36
Commercial	1,151	77,202,625	10.54
Industrial	49	115,642,000	15.79
Apartments	46	18,562,075	2.54
<b>TOTAL</b>	<b>30,298</b>	<b>732,209,040</b>	<b>100.00</b>

**Bond Ratings:**

Moody's A

Standard & Poor's None



SALEM COUNTY





Population 1980 203,129 Net Valuation Taxable  
 Population 1982 205,441 5,089,531,892  
 S & P Rating AAA Net Valuation on Which County Taxes  
 Moody Rating AA1 are apportioned:  
 Land Area 305.55 Sq. Miles 6,935,525,506

**SOMERSET COUNTY – Class 3****Form of Government:****Board of Chosen Freeholders****Number of Freeholders on Board – 5****PER CAPITA:**

Gross Debt 286.70  
 Net Debt 244.21  
 Debt Service 30.94  
 Total Tax Levy 159.39  
 County Functions: 208.16

**PER CENT:**

Gross Debt .91  
 Net Debt .78

EXPENDITURES	EXPENDITURES (cont'd.)		REVENUES REALIZED
<b>GENERAL GOVERNMENT</b>			
Governing Body and Public Boards	241,333.42	EDUCATION (excluding schools)	Property Taxes 32,746,000.00
County Clerk	419,913.03	County Superintendent of Schools	113,168.16
Financial Administration	206,613.19	Vocational Schools	3,025,000.00
Board of Taxation	95,200.59	County College	2,235,000.00
Planning, Housing, Development	403,666.33	County Extension Services	165,122.39
Human Resources	267,985.50	Libraries	
Elections	412,516.76	Other Educational Services	115,000.00
General Administration	2,275,141.86	<b>STATUTORY EXPENDITURES</b>	
<b>JUDICIARY</b>		Pensions and F.I.C.A.	2,151,127.55
Superior Court-Law Division	234,971.78	Employee Fringe Benefits	668,000.00
County Courts	222,271.54	Other Statutory Expenditures	65,000.00
County District Courts	144,117.22	Ceta & Other Public Employment Programs	1,359,771.32
Juvenile and Domestic Relations Courts		<b>COUNTY FUNCTIONS TOTAL</b>	36,383,191.20
Jury Commission and Jurors' Fees	133,050.20	CAPITAL IMPROVEMENTS *MEMO	660,000.00
Law Library	46,129.00	<b>DEBT SERVICE</b>	
Prosecutor's Office	1,541,671.72	Principal Payments	2,988,000.00
Surrogate's Office	159,359.77	Interest Payments	3,368,073.40
Probation Office	1,884,145.09		
County Clerk (Judicial Functions)	214,615.18	<b>DEFERRED CHARGES</b>	24,565.72
Sheriff's Office (Judicial Functions)	162,950.81	<b>RESERVE FOR UNCOLLECTED TAXES</b>	
Other Judicial	8,955.00		
<b>PUBLIC SAFETY</b>		<b>EXPENDITURES TOTAL</b>	42,763,830.32
County Police	207,811.64		
Sheriff's Office	732,867.29	<b>CAPITAL DEBT AUTHORIZED, DECEMBER 31,</b>	
Civil Defense and Disaster Control	7,500.00	<b>ISSUED AND UNISSUED GROSS DEBT</b>	<b>NET DEBT</b>
Environmental Inspection and Control		School	
Weights and Measures	37,932.28	Self-liquidating	
Correctional and Penal	1,215,973.37	Other	58,900,000
Other Public Safety	10,000.00	Total	58,900,000
<b>PUBLIC WORKS</b>			
Roads and Bridges, Streets, Drainage	63,630.00	<b>ISSUED AND OUTSTANDING</b>	
State Aid Motor Vehicle Fund		School	
County Funds	2,594,113.73	Self-liquidating	
Other Roads and Bridges		Other	58,896,000.00
Public Buildings and Grounds	1,588,212.28	Total	58,896,000.00
Other Public Works	100,000.00		
<b>HEALTH AND WELFARE</b>		Equalized Valuation Basis	6,455,833,552.67
County Health Department	83,093.65	for Net Debt Computation	
Mental Health Activities	3,195,980.96	<b>CAPITAL OUTLAY TOTAL</b>	5,454,564.49
Tubercular Patient Care			
County Hospitals, Homes		Public Enterprises	
County Aid to Hospitals		Recreation—Culture	851,281.97
Health Clinics		Public Works	4,045,251.44
Mosquito Extermination	218,000.00	Buildings and Grounds	257,841.63
Health Services Except Environmental	1,254,165.93	Library and Education	300,189.45
County Welfare Board	2,090,463.00	Conservation	
Child Welfare	121,000.00	All Other	
Other Welfare Services	840,822.84		
<b>RECREATION AND CONSERVATION</b>			
Parks, Playgrounds, Shade Trees	2,633,000.00		
Land Reclamation and Conservation	407,822.82		
Other Recreational Services	9,000.00		

COUNTY Somerset

COUNTY SEAT Somerville Borough

Form of Government: Board of Chosen Freeholders 5 Members

Number of Constituent Municipalities 21

Population Census 1980 203,129

Population Estimated 1982 205,441

Land Area — Square Miles 305.55

Net Valuation on which County Taxes are Apportioned \$6,935,525,506

Tax Rate per \$100 \$ .472

Tax Levy \$32,746,000.00

**Distribution of Ratables:**

Class	Line Items	Assessed Valuation	% of Valuation
Vacant Land	8,012	189,624,560	3.78
Residential	53,241	3,407,192,305	67.88
Farm	2,692	113,076,239	2.25
Commercial	2,612	679,792,783	13.54
Industrial	365	509,537,901	10.16
Apartments	190	119,957,150	2.39
<b>TOTAL</b>	<b>67,112</b>	<b>5,019,180,938</b>	<b>100.00</b>

**Bond Ratings:**

Moody's AA1

Standard & Poor's AAA



1900

Population 1980 116,119 Net Valuation Taxable  
 Population 1982 117,562 2,015,207,429  
 S & P Rating A Net Valuation on Which County Taxes  
 Moody Rating A1 are apportioned:  
 Land Area 526.59 Sq. Miles 2,907,603,481

**SUSSEX COUNTY – Class 3****Form of Government:****Board of Chosen Freeholders****Number of Freeholders on Board – 3****PER CAPITA:**

Gross Debt 66.81  
 Net Debt 62.65  
 Debt Service 5.46  
 Total Tax Levy 121.60  
 County Functions: 202.56

**PER CENT:**

Gross Debt .28  
 Net Debt .27

EXPENDITURES		EXPENDITURES (cont'd.)		REVENUES REALIZED	
<b>GENERAL GOVERNMENT</b>					
Governing Body and Public Boards	177,822.00	EDUCATION (excluding schools)		Property Taxes	14,296,124.68
County Clerk	195,723.00	County Superintendent of Schools		Financial Business Tax	
Financial Administration	318,653.50	Vocational Schools		Franchise Tax	51,321.00
Board of Taxation	101,307.00	County College	546,350.00	Bank Corp. Tax	
Planning, Housing, Development	625,690.00	County Extension Services	55,597.00	Other Miscellaneous Taxes	
Human Resources	109,340.00	Libraries		State Aid Revenues	1,558,235.78
Elections	157,433.00	Other Educational Services		Federal Aid Revenues	376,266.81
General Administration	1,229,418.00	<b>STATUTORY EXPENDITURES</b>		State and Local Fiscal Assistance Act Utilized	912,653.50
<b>JUDICIARY</b>		Pensions and F.I.C.A.	1,172,463.00	Institutional Revenues	1,602,515.46
Superior Court-Law Division		Employee Fringe Benefits	463,762.00	Courts	33,046.33
County Courts	110,896.00	Other Statutory Expenditures	52,070.00	County Clerk & Register	361,755.00
County District Courts		Ceto & Other Public Employment Programs	450,552.00	Surrogate	39,490.65
Juvenile and Domestic Relations Courts		<b>COUNTY FUNCTIONS TOTAL</b>	20,696,074.00	Sheriff	61,306.88
Jury Commission and Jurors' Fees	64,982.00	<b>CAPITAL IMPROVEMENTS *MEMO</b>	450,000.00	Other Miscellaneous Revenues	3,079,613.00
Law Library		<b>DEBT SERVICE</b>		Other Revenues, Revenue Sharing, Tax Effort	
Prosecutor's Office	469,706.00	Principal Payments	390,000.00	<b>TOTAL</b>	22,372,329.09
Surrogate's Office	103,726.00	Interest Payments	252,429.25	<b>REVENUES TOTAL</b>	3,159,457.00
Probation Office	372,912.00	<b>DEFERRED CHARGES</b>	2,475,167.04	<b>Prior Years Surplus Appropriated</b>	25,531,786.09
County Clerk (Judicial Functions)	172,648.00	<b>RESERVE FOR UNCOLLECTED TAXES</b>			
Sheriff's Office (Judicial Functions)	29,150.00				
Other Judicial					
<b>PUBLIC SAFETY</b>		<b>EXPENDITURES TOTAL</b>	23,813,670.29	<b>CURRENT FINANCES DECEMBER 31,</b>	
County Police	301,585.00			<b>ASSETS</b>	
Sheriff's Office	180,063.00	<b>CAPITAL DEBT AUTHORIZED, DECEMBER 31,</b>		Cash Dec. 31,	9,137,482.72
Civil Defense and Disaster Control	43,949.00	<b>ISSUED AND UNISSUED GROSS DEBT</b>		Taxes Receivable	77,781.16
Environmental Inspection and Control	1,000.00	School		Emergencies and Other Deferred Charges	
Weights and Measures	101,741.00	Self-liquidating		State Aid Receivable	1,268,170.73
Correctional and Penal	1,226,943.00	Other	7,854,305	Other Receivable	10,483,434.61
Other Public Safety	10,928.00	<b>Total</b>	7,854,305	<b>TOTAL</b>	
<b>PUBLIC WORKS</b>				<b>LIABILITIES RESERVES, AND SURPLUS</b>	
Roads and Bridges, Streets, Drainage	56,850.00	<b>ISSUED AND OUTSTANDING</b>		Cash Liabilities	2,720,289.96
State Aid Motor Vehicle Fund		School		Reserves For Receivables	1,000,584.31
County Funds	4,106,296.00	Self-liquidating		Surplus Dec. 31,	6,762,560.34
Other Roads and Bridges	321,000.00	Other		<b>TOTAL</b>	10,483,434.61
Public Buildings and Grounds	737,209.00	<b>Total</b>	4,308,000.00		
Other Public Works	204,882.50	<b>Equalized Valuation Basis for Net Debt Computation</b>	2,757,585,142.00		
<b>HEALTH AND WELFARE</b>		<b>CAPITAL OUTLAY TOTAL</b>	2,008,537.60		
County Health Department	208,109.00				
Mental Health Activities	1,426,265.00	Public Enterprises			
Tubercular Patient Care		Recreation—Culture			
County Hospitals, Homes	1,685,095.00	Public Works	1,415,838.76		
County Aid to Hospitals		Buildings and Grounds	445,218.86		
Health Clinics	36,136.00	Library and Education	147,479.98		
Mosquito Extermination	26,943.00	Conservation			
Health Services Except Environmental	1,093,991.00	All Other			
County Welfare Board	1,600,780.00				
Child Welfare	43,296.00				
Other Welfare Services	208,907.00				
<b>RECREATION AND CONSERVATION</b>					
Parks, Playgrounds, Shade Trees	7,675.00				
Land Reclamation and Conservation	5,630.00				
Other Recreational Services	600.00				

COUNTY Sussex

COUNTY SEAT Newton Town

Form of Government: Board of Chosen Freeholders 3 Members

Number of Constituent Municipalities 24

Population Census 1980 116,119

Population Estimated 1982 117,562

Land Area — Square Miles 526.59

Net Valuation on which County Taxes are Apportioned \$2,907,603,481

Tax Rate per \$100 \$.492

Tax Levy \$14,296,124.68

**Distribution of Ratables:**

Class	Line Items	Assessed Valuation	% of Valuation
Vacant Land	20,549	149,771,575	7.58
Residential	37,471	1,459,220,875	73.85
Farm	4,892	93,093,437	4.71
Commercial	1,686	212,567,147	10.76
Industrial	148	39,709,270	2.01
Apartments	85	21,624,000	1.09
<b>TOTAL</b>	<b>64,831</b>	<b>1,975,986,304</b>	<b>100.00</b>

**Bond Ratings:**

Moody's A1

Standard & Poor's A



SUSSEX COUNTY





2000

Population 1980 504,094 Net Valuation Taxable  
 Population 1982 505,821 8,588,641,281  
 S & P Rating AA+ Net Valuation on Which County Taxes  
 Moody Rating AAA are apportioned:  
 Land Area 102.93 Sq. Miles 12,947,102,909

## UNION COUNTY - Class 2

## Form of Government:

County Manager Plan - (O.C.C.L. - 1972)

Number of Freeholders on Board - 9

## PER CAPITA:

Gross Debt 138.01  
 Net Debt 135.94  
 Debt Service 12.04  
 Total Tax Levy 132.05  
 County Functions: 194.85

## PER CENT:

Gross Debt .57  
 Net Debt .57

EXPENDITURES	EXPENDITURES (cont'd.)	REVENUES REALIZED
<b>GENERAL GOVERNMENT</b>	<b>EDUCATION (excluding schools)</b>	<b>Property Taxes</b>
Governing Body and Public Boards 299,672.00	County Superintendent of Schools 92,750.00	Financial Business Tax 66,793,352.14
County Clerk 522,432.00	Vocational Schools 1,375,000.00	Franchise Tax
Financial Administration 701,532.00	County College 3,000,000.00	Bank Corp. Tax
Board of Taxation 83,932.00	County Extension Services 119,120.00	Other Miscellaneous Taxes
Planning, Housing, Development 2,048,419.00	Libraries 158,925.00	State Aid Revenues 5,939,193.16
Human Resources 1,001,883.00	Other Educational Services	Federal Aid Revenues 7,197,490.41
Elections 7,841,553.06	<b>STATUTORY EXPENDITURES</b>	State and Local Fiscal Assistance Act Utilized 2,992,949.37
General Administration	Pensions and F.I.C.A. 7,067,300.00	Institutional Revenues 6,020,782.60
<b>JUDICIARY</b>	Employee Fringe Benefits 1,624,000.00	Courts 409,512.97
Superior Court-Law Division 1,580,085.00	Other Statutory Expenditures 150,000.00	County Clerk & Register 814,087.48
County Courts 1,120,862.00	Ceto & Other Public Employment Programs 6,903,940.91	Surrogate 197,802.84
County District Courts 986,504.00	<b>COUNTY FUNCTIONS TOTAL</b> 91,778,494.32	Sheriff 246,819.32
Juvenile and Domestic Relations Courts 811,277.30	<b>CAPITAL IMPROVEMENTS *MEMO</b> 1,050,000.00	Other Miscellaneous Revenues 6,993,670.01
Jury Commission and Jurors' Fees	<b>DEBT SERVICE</b>	Other Revenues, Revenue Sharing, Tax Effort
Law Library 62,670.00	Principal Payments 3,472,600.00	<b>TOTAL</b> 97,605,660.30
Prosecutor's Office 4,023,860.00	Interest Payments 2,615,831.40	Prior Years Surplus Appropriated 4,159,929.60
Surrogate's Office 325,879.00	<b>DEFERRED CHARGES</b> 691,613.97	<b>REVENUES TOTAL</b> 101,805,589.90
Probation Office 2,703,068.00	<b>RESERVE FOR UNCOLLECTED TAXES</b>	
County Clerk (Judicial Functions) 761,526.00	<b>EXPENDITURES TOTAL</b> 98,558,539.69	<b>CURRENT FINANCES DECEMBER 31,</b>
Sheriff's Office (Judicial Functions) 2,223,723.00		<b>ASSETS</b>
Other Judicial		Cash Dec. 31, 15,183,994.48
<b>PUBLIC SAFETY</b>		Taxes Receivable 166,137.39
County Police 4,778,455.00	<b>CAPITAL DEBT AUTHORIZED, DECEMBER 31,</b>	Emergencies and Other Deferred Charges 161,406.17
Sheriff's Office 441,068.00	<b>ISSUED AND UNISSUED</b>	State Aid Receivable 3,582,739.22
Civil Defense and Disaster Control 57,924.00	<b>SCHOOL</b>	Other Receivable <b>TOTAL</b> 19,094,277.26
Environmental Inspection and Control 55,582.00	Self-liquidating	
Weights and Measures 4,000.00	Other 69,807,259	<b>LIABILITIES RESERVES, AND SURPLUS</b>
Correctional and Penal	<b>Total</b> 69,807,259	Cash Liabilities 11,260,598.06
Other Public Safety		Reserves For Receivables 777,383.07
<b>PUBLIC WORKS</b>	<b>ISSUED AND OUTSTANDING</b>	Surplus Dec. 31, 7,056,296.13
Roads and Bridges, Streets, Drainage 20,000.00	School	<b>TOTAL</b> 19,094,277.26
State Aid Motor Vehicle Fund 1,789,572.00	Self-liquidating	
County Funds 3,571,832.00	Other 35,816,000.00	
Other Roads and Bridges 1,258,395.31	<b>Total</b> 35,816,000.00	
Public Buildings and Grounds	<b>Equalized Valuation Basis</b>	
Other Public Works	for Net Debt Computation 12,142,554,837.33	
<b>HEALTH AND WELFARE</b>	<b>CAPITAL OUTLAY TOTAL</b> 6,679,097.26	
County Health Department 273,734.00	Public Enterprises 2,955,768.93	
Mental Health Activities 5,776,500.00	Recreation—Culture 660,354.96	
Tubercular Patient Care 11,526,027.00	Public Works 1,279,454.08	
County Hospitals, Homes 474,284.00	Buildings and Grounds 441,056.09	
County Aid to Hospitals 882,470.00	Library and Education 1,342,463.20	
Health Clinics 6,168,968.00	Conservation	
Mosquito Extermination 129,600.00	All Other	
Health Services Except Environmental 3,230,708.00		
County Welfare Board 3,665,756.37		
Child Welfare 6,200.00		
Other Welfare Services 33,503.37		
<b>RECREATION AND CONSERVATION</b>		
Parks, Playgrounds, Shade Trees		
Land Reclamation and Conservation		
Other Recreational Services		

COUNTY Union

COUNTY SEAT Elizabeth City

Form of Government:\* Board of Chosen Freeholders 9 Members

Number of Constituent Municipalities 21

Population Census 1980 504,094

Population Estimated 1982 505,821

Land Area — Square Miles 102.93

Net Valuation on which County Taxes are Apportioned \$12,947,102,909

Tax Rate per \$100 \$ .516

Tax Levy \$66,793,352.14

Distribution of Ratables:

Class	Line Items	Assessed Valuation	% of Valuation
Vacant Land	6,197	102,644,125	1.21
Residential	118,429	5,420,208,361	63.98
Farm	54	1,682,300	.02
Commercial	7,634	1,062,278,850	12.54
Industrial	1,789	1,497,950,250	17.68
Apartments	1,244	387,074,600	4.57
<b>TOTAL</b>	<b>135,347</b>	<b>8,471,838,486</b>	<b>100.00</b>

Bond Ratings:

Moody's AAA

Standard & Poor's AA+



UNION COUNTY



\* County Manager Plan — Optional County Charter Law-1972

2100

Population 1980 84,429 Net Valuation Taxable  
 Population 1982 84,994 1,521,581,425  
 S & P Rating Net Valuation on Which County Taxes  
 Moody Rating AA are apportioned:  
 Land Area 361.55 Sq Miles 1,915,937,195

**WARREN COUNTY – Class 3****Form of Government:****Board of Chosen Freeholders****Number of Freeholders on Board – 3****PER CAPITA:**

Gross Debt 174.86  
 Net Debt 174.86  
 Debt Service 11.35  
 Total Tax Levy 118.46  
 County Functions: 195.65

**PER CENT:**

Gross Debt .83  
 Net Debt .83

EXPENDITURES	EXPENDITURES (cont'd.)	REVENUES REALIZED
<b>GENERAL GOVERNMENT</b>		
Governing Body and Public Boards 96,194.00	EDUCATION (excluding schools)	Property Taxes 10,068,632.38
County Clerk 141,677.91	County Superintendent of Schools 33,687.00	Financial Business Tax
Financial Administration 242,624.55	Vocational Schools 8,000.00	Franchise Tax
Board of Taxation 77,262.00	County College 145,000.00	Bank Corp. Tax
Planning, Housing, Development 118,397.00	County Extension Services 138,010.00	Other Miscellaneous Taxes
Human Resources 456,120.74	Libraries	State Aid Revenues 375,409.00
Elections 100,372.00	Other Educational Services 338,785.21	Federal Aid Revenues 272,910.14
General Administration 789,143.98	<b>STATUTORY EXPENDITURES</b>	State and Local Fiscal Assistance Act Utilized 784,948.55
<b>JUDICIARY</b>	Pensions and F.I.C.A. 992,235.18	Institutional Revenues 2,102,274.88
Superior Court-Law Division	Employee Fringe Benefits 430,457.79	Courts 37,357.00
County Courts 110,649.81	Other Statutory Expenditures 33,500.00	County Clerk & Register 212,994.53
County District Courts 59,386.00	Ceta & Other Public Employment Programs 204,508.24	Surrogate 30,321.71
Jury Commission and Jurors' Fees 40,441.00	<b>COUNTY FUNCTIONS TOTAL 15,577,429.83</b>	Sheriff 42,069.59
Law Library 12,475.00	<b>CAPITAL IMPROVEMENTS *MEMO 386,451.00</b>	Other Miscellaneous Revenues 3,154,010.77
Prosecutor's Office 255,596.00	<b>DEBT SERVICE</b>	Other Revenues, Revenue Sharing, Tax Effort
Surrogate's Office 89,408.00	Principal Payments 200,000.00	<b>TOTAL 17,080,928.55</b>
Probation Office 550,661.50	Interest Payments 764,379.73	Prior Years Surplus Appropriated 1,955,010.00
County Clerk (Judicial Functions) 135,733.09	<b>DEFERRED CHARGES 87,093.83</b>	<b>REVENUES TOTAL 19,075,938.55</b>
Sheriff's Office (Judicial Functions) 102,981.00	<b>RESERVE FOR UNCOLLECTED TAXES</b>	
Other Judicial		
<b>PUBLIC SAFETY</b>	<b>EXPENDITURES TOTAL 16,628,903.39</b>	<b>CURRENT FINANCES DECEMBER 31,</b>
County Police 9,600.00		<b>ASSETS</b>
Sheriff's Office 71,105.00	<b>CAPITAL DEBT AUTHORIZED, DECEMBER 31,</b>	Cash Dec. 31, 5,777,310.10
Civil Defense and Disaster Control 26,093.00	<b>ISSUED AND UNISSUED GROSS DEBT NET DEBT</b>	Taxes Receivable 4,652.57
Environmental Inspection and Control	School	Emergencies and Other Deferred Charges
Weights and Measures 60,191.00	Self-liquidating	State Aid Receivable
Correctional and Penal 823,193.40	Other 14,862,000	Other Receivable 12,000.00
Other Public Safety 23,350.00	Total 14,862,000	<b>TOTAL 5,793,962.67</b>
<b>PUBLIC WORKS</b>	<b>ISSUED AND OUTSTANDING</b>	<b>LIABILITIES RESERVES, AND SURPLUS</b>
Roads and Bridges, Streets, Drainage	School	Cash Liabilities 1,678,911.51
State Aid Motor Vehicle Fund 200,000.00	Self-liquidating	Reserves For Receivables 16,652.57
County Funds 2,435,598.75	Other	Surplus Dec. 31, 4,058,398.59
Other Roads and Bridges	Total 14,862,000.00	<b>TOTAL 5,793,962.67</b>
Public Buildings and Grounds 531,252.60	Equalized Valuation Basis	
Other Public Works 4,000.00	for Net Debt Computation 1,797,104,409.33	
<b>HEALTH AND WELFARE</b>	<b>CAPITAL OUTLAY TOTAL 1,822,849.49</b>	
County Health Department 934,329.00	Public Enterprises	
Mental Health Activities 1,100,436.00	Recreation—Culture	
Tubercular Patient Care	Public Works 1,425,520.69	
County Hospitals, Homes	Buildings and Grounds 397,328.80	
County Aid to Hospitals	Library and Education	
Health Clinics 60,000.00	Conservation	
Mosquito Extermination 25,000.00	All Other	
Health Services Except Environmental 64,000.00		
County Welfare Board 163,131.69		
Child Welfare 2,824,931.00		
Other Welfare Services 128,150.00		
79,948.39		
<b>RECREATION AND CONSERVATION</b>		
Parks, Playgrounds, Shade Trees 2,488.00		
Land Reclamation and Conservation 152,325.00		
Other Recreational Services 75,000.00		

COUNTY Warren

COUNTY SEAT Belvidere Town

Form of Government: Board of Chosen Freeholders 3 Members

Number of Constituent Municipalities 23

Population Census 1980 84,429

Population Estimated 1982 84,994

Land Area — Square Miles 361.55

Net Valuation on which County Taxes are Apportioned \$1,915,937,195

Tax Rate per \$100 \$.526

Tax Levy \$10,068,632.38

**Distribution of Ratables:**

Class	Line Items	Assessed Valuation	% of Valuation
Vacant Land	6,432	85,062,195	5.68
Residential	22,532	951,589,501	63.58
Farm	4,312	101,631,903	6.79
Commercial	1,624	156,871,819	10.48
Industrial	184	149,491,945	9.99
Apartments	97	52,118,095	3.48
<b>TOTAL</b>	<b>35,181</b>	<b>1,496,765,458</b>	<b>100.00</b>

**Bond Ratings:**

Moody's AA

Standard & Poor's None





## SUMMARY OF COUNTY UNITS

Form to Government: Boards of Chosen Freeholders \_\_\_\_\_

Number of County Units — 21

Number of Constituent Municipalities \_\_\_\_\_ 567

Population Census 1980 \_\_\_\_\_ 7,364,823

Population Estimated 1982 \_\_\_\_\_ 7,438,003

Land Area — Square Miles \_\_\_\_\_ 7,487.32

Net Valuation on which County Taxes are Apportioned \$179,864,477,705

County Taxes Apportioned \_\_\_\_\_ \$1,054,061,419.33

### Distribution of Ratables:

Class	Line Items	Assessed Valuation	% of Valuation
Vacant Land	356,049	4,720,126,279	3.99
Residential	1,794,561	78,794,983,282	66.44
Farm	57,948	1,498,425,802	1.26
Commercial	108,956	17,096,442,616	14.41
Industrial	17,917	10,936,767,144	9.22
Apartments	18,708	5,555,606,721	4.68
<b>TOTAL</b>	<b>2,354,139</b>	<b>118,602,351,844</b>	<b>100.00</b>



## STATE SUMMARIES

# SUMMARY COUNTY DATA SHEETS

EXPENDITURES		EXPENDITURES (cont'd.)		REVENUES REALIZED	
<b>GENERAL GOVERNMENT</b>		<b>EDUCATION (excluding schools)</b>		<b>Property Taxes</b>	
Governing Body and Public Boards	6,084,710.15	County Superintendent of Schools	2,366,460.84		1,054,061,419.33
County Clerk	12,367,766.10	Vocational Schools	57,705,217.25	Financial Business Tax	
Financial Administration	10,025,590.79	County College	63,417,267.50	Franchise Tax	1,600,778.00
Board of Taxation	2,298,425.55	County Extension Services	3,017,183.75	Bank Corp. Tax	
Planning, Housing, Development	7,192,874.14	Libraries	1,485,889.73	Other Miscellaneous Taxes	3,613,825.18
Human Resources	29,226,143.19	Other Educational Services	9,472,697.73	State Aid Revenues	112,840,487.74
Elections	16,100,329.96	<b>STATUTORY EXPENDITURES</b>		Federal Aid Revenues	73,647,808.66
General Administration	97,976,664.35	Pensions and F.I.C.A.	96,875,289.42	State and Local Fiscal Assistance Act Utilized	60,639,323.19
<b>JUDICIARY</b>		Employee Fringe Benefits	38,751,121.05	Institutional Revenues	80,668,666.12
Superior Court-Low Division	10,411,007.77	Other Statutory Expenditures	3,837,150.00	Courts	5,479,034.03
County Courts	10,784,679.79	Ceto & Other Public Employment Programs	65,266,845.24	County Clerk & Register	17,724,375.78
County District Courts	10,203,660.31	<b>COUNTY FUNCTIONS TOTAL</b>	1,513,609,992.55	Surrogate	2,804,925.31
Juvenile and Domestic Relations Courts	6,267,015.90	<b>CAPITAL IMPROVEMENTS *MEMO</b>	11,582,437.97	Sheriff	4,847,070.58
Jury Commission and Jurors' Fees	3,407,285.88	<b>DEBT SERVICE</b>		Other Miscellaneous Revenues	209,951,472.20
Law Library	673,211.00	Principal Payments	56,884,074.82	Other Revenues, Revenue Sharing, Tax Effort	
Prosecutor's Office	49,221,947.21	Interest Payments	58,053,784.05	<b>TOTAL</b>	1,627,879,186.12
Surrogate's Office	4,561,672.87			Prior Years Surplus Appropriated	76,772,530.83
Probation Office	41,467,357.52	<b>DEFERRED CHARGES</b>	12,518,707.29	<b>REVENUES TOTAL</b>	1,704,651,716.95
County Clerk (Judicial Functions)	10,489,137.99	<b>RESERVE FOR UNCOLLECTED TAXES</b>	2,370.37		
Sheriff's Office (Judicial Functions)	12,013,882.04			<b>CURRENT FINANCES DECEMBER 31,</b>	
Other Judicial	688,527.00	<b>EXPENDITURES TOTAL</b>	1,641,068,929.08	<b>ASSETS</b>	
<b>PUBLIC SAFETY</b>				Cash Dec. 31,	265,648,924.66
County Police	18,101,680.89	<b>CAPITAL DEBT AUTHORIZED, DECEMBER 31,</b>		Taxes Receivable	3,246,998.85
Sheriff's Office	27,030,544.03	<b>ISSUED AND UNISSUED GROSS DEBT</b>		Emergencies and Other Deferred Charges	11,236,682.53
Civil Defense and Disaster Control	1,964,306.83	School	11,469,999	State Aid Receivable	1,508,001.42
Environmental Inspection and Control	1,400,026.79	Self-liquidating		Other Receivable	39,300,957.15
Weights and Measures	1,563,803.65	Other	1,403,336,589	<b>TOTAL</b>	320,941,564.61
Correctional and Penal	71,203,176.43	Total	1,414,806,588	<b>LIABILITIES RESERVES, AND SURPLUS</b>	
Other Public Safety	1,761,270.24			Cash Liabilities	170,959,244.96
<b>PUBLIC WORKS</b>		<b>ISSUED AND OUTSTANDING</b>		Reserves For Receivables	32,533,069.73
Roads and Bridges, Streets, Drainage	14,911,324.01	School	10,188,000.00	Surplus Dec. 31,	117,449,249.92
State Aid Motor Vehicle Fund	376,325.00	Self-liquidating		<b>TOTAL</b>	320,941,564.61
County Funds	56,057,960.79	Other	1,056,141,800.00		
Other Roads and Bridges	677,311.10	Total	1,066,329,800.00		
Public Buildings and Grounds	49,977,447.35	Equalized Valuation Basis			
Other Public Works	11,995,578.76	for Net Debt Computation	164,798,551,911.66		
<b>HEALTH AND WELFARE</b>		<b>CAPITAL OUTLAY TOTAL</b>	166,371,799.17		
County Health Department	10,651,823.13				
Mental Health Activities	100,165,287.32	Public Enterprises			
Tubercular Patient Care	29,800.00	Recreation—Culture	14,309,206.12		
County Hospitals, Homes	94,059,203.87	Public Works	51,358,347.91		
County Aid to Hospitals	55,817,772.20	Buildings and Grounds	81,983,837.05		
Health Clinics	546,675.39	Library and Education	15,558,156.29		
Mosquito Extermination	7,512,982.43	Conservation	3,162,251.80		
Health Services Except Environmental	44,073,063.08	All Other			
County Welfare Board	133,899,554.57				
Child Welfare	10,974,517.55				
Other Welfare Services	63,358,184.26				
<b>RECREATION AND CONSERVATION</b>					
Parks, Playgrounds, Shade Trees	49,221,361.89				
Land Reclamation and Conservation	1,724,225.40				
Other Recreational Services	777,773.57				

# SUMMARY MUNICIPAL DATA SHEETS

EXPENDITURES		REVENUES-REALIZED		1982 PROPERTY TAX	
<b>GENERAL GOVERNMENT</b>				<b>STATE EQUALIZED TAX RATE</b> →	
Governing Body & Public Boards	15,035,256.09	1982 Property Taxes Collected	4,394,429,211.68	Local District School Taxes	2,019,037,721.14
Municipal Clerk	9,529,411.84	1982 Payments in Lieu of Taxes	24,948,307.06	Regional & Consolidated School Tax	411,765,741.78
Financial Administration	30,433,482.83	Delinquent Tax & Lien Collections	188,517,076.29	School Taxes in Municipal Budget	19,507,241.33
Assessment of Taxes	25,462,256.21	Business Personalty Replacement Taxes	150,998,841.45	County Taxes	* 1,065,560,789.09
Collection of Taxes	23,111,844.11	Taxes from Public Utilities	614,877,425.76	County Library Taxes	14,608,184.43
Planning, Housing & Development	20,662,619.05	Other Miscellaneous Tax Revenues	15,768,914.92	Local Municipal Purpose Taxes	1,028,364,545.86
Human Resources	46,425,802.50	State Aid Revenues	225,664,904.85	Veteran & Senior Citizen Taxes	62,761,695.58
Elections	2,427,008.36	Federal Aid Revenues	34,122,909.02	Total Taxes for Rate Computation	4,621,605,919.21
General Administration (other)	258,856,911.02	State and Local Fiscal Assistance Act Utilized	92,960,719.17	Special District Taxes	35,453,906.79
<b>JUDICIARY</b>		Sale of Acquired Property	9,157,404.37	Bank Corp. Taxes	8,933,147.84
Municipal Courts	28,838,879.47	Other Miscellaneous Revenues	446,875,597.44	Added and Omitted Taxes	36,045,314.21
<b>PUBLIC SAFETY</b>		Total	6,198,261,312.01	Total Taxes Levied - ABSTRACT	4,639,276,592.47
Fire Protection	215,695,220.81	Prior Years Surplus Appropriated	320,741,401.51	Total Taxes Billed	4,628,982,448.87
Police Protection	533,020,933.59	<b>REVENUES</b>	<b>TOTAL</b> 6,519,002,713.52	1982 TAXES COLLECTED	4,394,429,211.68
Civil Defense & Disaster Control	1,836,263.69	Reserve For Uncollected Taxes	288,644,973.33	1982 Taxes Cancelled, Abated or Adjusted	23,930,050.01
Environmental Inspection & Control	50,592,503.25	<b>CAPITAL OUTLAY</b>	<b>TOTAL</b> 403,820,203.30	Transfer to Tax Title Liens or Foreclosed	21,058,259.69
Other Public Safety	556,500.31			Balance Outstanding Dec. 31, 1982	189,564,927.49
<b>PUBLIC WORKS</b>				<b>PRIOR YEARS TAXES OUTSTANDING</b>	
Streets and Drainage	211,504,375.77	Public Enterprises	70,328,500.90	Balance January 1, 1982	217,003,330.26
Sewers and Sewage Processing	104,156,030.34	Recreation—Culture	30,515,048.01	Collected in 1982	160,168,392.10
Garbage and Trash Disposal	110,899,437.79	Public Works	196,729,759.81	Cancelled, Abated or Adjusted 1982	4,486,026.70
Public Buildings and Grounds	68,861,382.68	Buildings and Grounds	75,417,429.54	Transfers to Tax Title Liens or Foreclosed	11,687,521.96
Other Public Works	43,540,305.24	Library and Education	29,149,870.62	Balance December 31, 1982	40,661,389.50
<b>HEALTH and WELFARE</b>		Conservation	1,275,594.42	<b>TAX TITLE LIENS OUTSTANDING</b>	
Health Services Except Environmental	50,851,626.52	All Other		Balance January 1, 1982	86,337,861.78
Welfare-Public Assistance	19,896,586.67	<b>CAPITAL DEBT AUTHORIZED, DECEMBER 31, 1982</b>		Transfer From Taxes	33,127,855.61
Hospitals, Clinics, First Aid	4,585,642.70	<b>ISSUED AND UNISSUED</b>	<b>GROSS DEBT</b>	Redeemed in 1982	28,433,450.77
Animal, Insect, & Rodent Control	4,273,282.91	School	1,563,110,230	Cancelled, Abated or Adjusted (1982)	921,177.05
Other Welfare Services	4,257,347.02	Self-liquidating	710,695,057	Transfers to Foreclosed Property	5,842,566.17
<b>RECREATION and CONSERVATION</b>		Other	2,135,463,201	Balance December 31, 1982	84,268,523.40
Beaches and Boardwalks	7,350,697.29	Total	4,409,268,489	<b>PROPERTY ACQUIRED BY DEED OR FORECLOSURE</b>	
Parks, Playgrounds, Shade Trees	36,633,545.74	<b>ISSUED AND OUTSTANDING</b>		Balance January 1, 1982	248,503,854.12
Land Reclamation & Conservation	2,982,055.79	School	1,434,842,735.64	Transfers From Taxes or Liens	6,273,318.25
Other Recreational Services	31,545,676.86	Self-Liquidating	560,291,116.76	Sale for Cash (1982)	6,021,782.87
<b>EDUCATION (excluding schools)</b>		Other	1,812,681,539.47	Cancelled, Abated or Adjusted (1982)	11,278,725.16
Libraries	56,558,674.62	Total	3,807,815,391.87	Balance December 31, 1982	237,476,664.34
Other Educational Services	26,560,391.73	<b>EQUALIZED VALUATION BASIS</b>		<b>CURRENT FINANCES DECEMBER 31, 1982</b>	
<b>STATUTORY EXPENDITURES</b>		<b>FOR NET DEBT COMPUTATION</b>	<b>164,798,551,911</b>	<b>ASSETS</b>	
Pensions & F. I. C. A.	216,263,265.99	<b>REAL PROPERTY VALUATIONS</b>		Cash Dec. 31, 1982	1,058,797,515.71
Employee Fringe Benefits	59,839,185.01	Code Class # of Parcels % VAL'N	<b>ASSESSED VALUATION</b>	Taxes Receivable	230,226,316.99
Other Statutory Expenditures	8,442,273.73	1 Vacant Land		Tax Title Liens	84,268,523.40
CETA And Other Public Employment Programs	29,452,340.38	2 Residential		Foreclosed Property	237,476,664.34
<b>MUNICIPAL FUNCTIONS</b>	<b>TOTAL</b> 2,362,739,021.91	3 Farm		Emergencies & Other Deferred Charges	53,623,093.43
<b>CAPITAL IMPROVEMENTS</b>	<b>*MEMO*</b> 21,144,007.15	4a Commercial (SEE PAGE 54)		State and Federal Aid Receivable	8,948,280.10
<b>DEBT SERVICE</b>		4b Industrial		Other Receivables	133,307,367.05
Principal Payments	130,962,595.27	4c Apartments		Total	1,806,647,761.02
Interest Payments	137,668,740.23	Total		<b>LIABILITIES, RESERVES, AND SURPLUS</b>	
<b>TYPE I SCHL DEBT *MEMO</b>	<b>50,926,848.49</b>	Land Area 7487.32 Sq. Miles		Cash Liabilities	629,676,268.59
<b>DEFERRED CHARGES</b>	<b>57,574,915.45</b>	Net Valuation Taxable-Municipal	120,514,450,565	Reserves for Receivables	647,775,279.12
<b>SCHOOL, COUNTY, SPECIAL DISTRICT TAXES</b>	<b>3,565,933,584.56</b>	Net Valuation Taxable-County	179,914,477,705	Surplus Dec. 31, 1982	529,196,213.31
<b>RESERVE FOR UNCOLLECTED TAXES</b>	<b>288,644,973.33</b>	State Equalized Valuation	182,792,584,675	Total	1,806,647,761.02
<b>EXPENDITURES</b>	<b>TOTAL</b> 6,543,523,830.75	State Equalization Ratio	39,476.71		

1981/3000

\*ABOVE DEBT SERVICE INCLUDES TYPE I SCHOOL DEBT

\*Includes County Health Service Taxes or County Vocational School Taxes. See Table 13.



Population 1980 **194,119**  
 Population 1982 **195,180**  
 S & P Rating  
 Moody Rating

General Tax Rate Per \$100.

State Equalized Tax Rate

# SUMMARY ATLANTIC COUNTY MUNICIPALITIES

## PER CAPITA:

Gross Debt **713.80**  
 Net Debt **307.34**  
 Debt Service **42.14**  
 Total Tax Levy **833.26**  
 Municipal Expenditures **682.63**

## PER CENT:

Gross Debt **113.65**  
 Net Debt **48.93**  
 Tax Levy Collected **90.80**  
 Tax Levy Cancelled, Abated or Adjusted **1.21**

EXPENDITURES		REVENUES-REALIZED		1982 PROPERTY TAX	
GENERAL GOVERNMENT		1982 Property Taxes Collected		STATE EQUALIZED TAX RATE	
Governing Body & Public Boards	4,073,742.66	1982 Payments in Lieu of Taxes		Local District School Taxes	
Municipal Clerk	603,727.53	Delinquent Tax & Lien Collections		Regional & Consolidated School Tax	
Financial Administration	1,469,609.17	Business Personalty Replacement Taxes		School Taxes in Municipal Budget	
Assessment of Taxes	1,154,274.56	Taxes from Public Utilities		County Taxes	
Collection of Taxes	1,315,235.44	Other Miscellaneous Tax Revenues		County Library Taxes	
Planning, Housing & Development	1,231,648.71	State Aid Revenues		Local Municipal Purpose Taxes	
Human Resources	366,933.91	Federal Aid Revenues		Veteran & Senior Citizen Taxes	
Elections	64,671.21	State and Local Fiscal Assistance Act Utilized		Total Taxes for Rate Computation	
General Administration (other)	11,900,005.87	Sale of Acquired Property		Special District Taxes	
JUDICIARY		Other Miscellaneous Revenues		Bank Corp Taxes	
Municipal Courts	1,380,977.73	Prior Years Surplus Appropriated		Added and Omitted Taxes	
PUBLIC SAFETY		REVENUES		Total Taxes Levied - ABSTRACT	
Fire Protection	12,910,557.68	Reserve For Uncollected Taxes		Total Taxes Billed	
Police Protection	26,442,362.57	CAPITAL OUTLAY		1982 TAXES COLLECTED	
Civil Defense & Disaster Control	116,739.82	Public Enterprises		1982 Taxes Cancelled, Abated or Adjusted	
Environmental Inspection & Control	2,783,428.87	Recreation—Culture		Transfer to Tax Title Liens or Foreclosed	
Other Public Safety	56,180.59	Public Works		Balance Outstanding Dec. 31, 1982	
PUBLIC WORKS		Buildings and Grounds		PRIOR YEARS TAXES OUTSTANDING	
Streets and Drainage	6,714,994.67	Library and Education		Balance January 1, 1982	
Sewers and Sewage Processing	2,512,453.01	Conservation		Collected in 1982	
Garbage and Trash Disposal	1,569,114.26	All Other		Cancelled, Abated or Adjusted 1982	
Public Buildings and Grounds	5,264,408.16	CAPITAL DEBT AUTHORIZED, DECEMBER 31, 1982		Transfers to Tax Title Liens or Foreclosed	
Other Public Works	1,652,612.46	ISSUED AND UNISSUED		Balance December 31, 1982	
HEALTH and WELFARE		GROSS DEBT		TAX TITLE LIENS OUTSTANDING	
Health Services Except Environmental	1,780,999.74	NET DEBT		Balance January 1, 1982	
Welfare-Public Assistance	707,092.84	School		Transfer From Taxes	
Hospitals, Clinics, First Aid	7,500.00	Self-Liquidating		Redeemed in 1982	
Animal, Insect, & Rodent Control	283,412.62	Other		Cancelled, Abated or Adjusted (1982)	
Other Welfare Services		Total		Transfers to Foreclosed Property	
RECREATION and CONSERVATION		ISSUED AND OUTSTANDING		Balance December 31, 1982	
Beaches and Boardwalks	1,566,056.08	School		PROPERTY ACQUIRED BY DEED OR FORECLOSURE	
Parks, Playgrounds, Shade Trees	1,392,385.31	Self-Liquidating		Balance January 1, 1982	
Land Reclamation & Conservation	89,247.05	Other		Transfers From Taxes or Liens	
Other Recreational Services	552,009.40	Total		Sale for Cash (1982)	
EDUCATION (excluding schools)		EQUALIZED VALUATION BASIS		Cancelled, Abated or Adjusted (1982)	
Libraries	842,579.93	FOR NET DEBT COMPUTATION		Balance December 31, 1982	
Other Educational Services	191,425.29	REAL PROPERTY VALUATIONS		CURRENT FINANCES DECEMBER 31, 1982	
STATUTORY EXPENDITURES		Code		ASSETS	
Pensions & F. I. C. A.	8,666,343.75	Closs		Cash Dec. 31, 1982	
Employee Fringe Benefits	1,276,452.17	# of Parcels		Taxes Receivable	
Other Statutory Expenditures	504,570.25	% VAL'N		Tax Title Liens	
CETA And Other Public Employment Programs		ASSESSSED VALUATION		Foreclosed Property	
MUNICIPAL FUNCTIONS	101,763,753.31	1 Vacant Land		Emergencies & Other Deferred Charges	
CAPITAL IMPROVEMENTS	632,602.60	2 Residential		State and Federal Aid Receivable	
DEBT SERVICE		3 Farm		Other Receivables	
Principal Payments	3,462,161.01	4a Commercial (SEE PAGE 13)		Total	
Interest Payments	4,762,826.77	4b Industrial		LIABILITIES, RESERVES, AND SURPLUS	
TYPE I SCHL DEBT	1,773,491.83	4c Apartments		Cash Liabilities	
DEFERRED CHARGES	3,412,314.70	Total		Reserves for Receivables	
SCHOOL, COUNTY, SPECIAL DISTRICT TAXES	100,477,347.20	Land Area 566.97 Sq. Miles		Surplus Dec. 31, 1982	
RESERVE FOR UNCOLLECTED TAXES	19,833,910.09	Net Valuation Taxable-Municipal		Total	
EXPENDITURES	233,712,313.08	Net Valuation Taxable-County			
		State Equalized Valuation			
		State Equalization Ratio			

Population 1980 **845,385**Population 1982 **844,824**

S &amp; P Rating

Maady Rating

General Tax Rate Per \$100.

State Equalized Tax Rate

# SUMMARY BERGEN COUNTY MUNICIPALITIES

## PER CAPITA:

Grass Debt **489.21**  
 Net Debt **315.87**  
 Debt Service **41.26**  
 Total Tax Levy **764.89**  
 Municipal Expenditures **389.85**

## PER CENT:

Grass Debt **114.54**  
 Net Debt **73.95**  
 Tax Levy Collected **97.13**  
 Tax Levy Cancelled, Abated  
 or Adjusted **.34**

EXPENDITURES		REVENUES-REALIZED		1982 PROPERTY TAX	
<b>GENERAL GOVERNMENT</b>				<b>STATE EQUALIZED TAX RATE</b> →	
Governing Body & Public Boards	348,770.62	1982 Property Taxes Collected	627,887,432.37	Local District School Taxes	322,874,484.34
Municipal Clerk	829,968.23	1982 Payments in Lieu of Taxes	1,553,044.15	Regional & Consolidated School Tax	49,461,449.83
Financial Administration	2,205,330.59	Delinquent Tax & Lien Collections	13,863,398.86	School Taxes in Municipal Budget	2,006,568.50
Assessment of Taxes	2,587,437.65	Business Personalty Replacement Taxes	15,294,315.21	County Taxes	101,784,896.31
Collection of Taxes	3,052,574.36	Taxes from Public Utilities	62,738,237.68	County Library Taxes	
Planning, Housing & Development	1,326,268.81	Other Miscellaneous Tax Revenues	20,203.79	Local Municipal Purpose Taxes	165,646,206.84
Human Resources	238,863.69	State Aid Revenues	8,284,844.18	Veteran & Senior Citizen Taxes	7,745,575.00
Elections	141,611.72	Federal Aid Revenues	5,800.00	Total Taxes for Rate Computation	649,519,180.82
General Administration (other)	29,924,204.58	State and Local Fiscal Assistance Act Utilized	7,871,630.39	Special District Taxes	
<b>JUDICIARY</b>		Sale of Acquired Property	197,160.00	Bank Corp. Taxes	1,358,099.16
Municipal Courts	2,744,856.51	Other Miscellaneous Revenues	39,563,846.27	Added and Omitted Taxes	3,330,871.21
<b>PUBLIC SAFETY</b>		Total	777,319,912.90	Total Taxes Levied - ABSTRACT	646,158,230.22
Fire Protection	15,984,550.68	Prior Years Surplus Appropriated	28,658,552.36	Total Taxes Billed	646,427,723.58
Police Protection	65,706,052.66	<b>REVENUES TOTAL</b>	805,978,465.26	1982 TAXES COLLECTED	627,887,432.37
Civil Defense & Disaster Control	211,099.55	Reserve For Uncollected Taxes	25,861,504.51	1982 Taxes Cancelled, Abated or Adjusted	2,228,323.29
Environmental Inspection & Control	3,564,780.78	<b>CAPITAL OUTLAY TOTAL</b>	35,335,043.66	Transfer to Tax Title Liens or Foreclosed	639,934.74
Other Public Safety	124,230.26			Balance Outstanding Dec. 31, 1982	15,671,875.86
<b>PUBLIC WORKS</b>		Public Enterprises	2,586,900.87	<b>PRIOR YEARS TAXES OUTSTANDING</b>	
Streets and Drainage	24,167,313.67	Recreation—Culture	2,929,440.95	Balance January 1, 1982	16,695,169.84
Sewers and Sewage Processing	23,348,002.60	Public Works	19,873,932.58	Collected in 1982	13,096,884.84
Garbage and Trash Disposal	18,201,486.19	Buildings and Grounds	9,176,298.34	Cancelled, Abated or Adjusted 1982	194,338.38
Public Buildings and Grounds	7,266,367.93	Library and Education	768,470.92	Transfers to Tax Title Liens or Foreclosed	287,337.81
Other Public Works	3,909,345.16	Conservation		Balance December 31, 1982	3,116,608.81
<b>HEALTH and WELFARE</b>		All Other		<b>TAX TITLE LIENS OUTSTANDING</b>	
Health Services Except Environmental	3,967,305.08	<b>CAPITAL DEBT AUTHORIZED, DECEMBER 31, 1982</b>		Balance January 1, 1982	3,277,677.57
Welfare-Public Assistance	576,728.52	<b>ISSUED AND UNISSUED GROSS DEBT</b>		Transfer From Taxes	971,702.37
Hospitals, Clinics, First Aid	165,561.00	School	109,601,507	Redeemed in 1982	767,713.36
Animal, Insect, & Rodent Control	277,114.80	Self-Liquidating	32,974,628	Cancelled, Abated or Adjusted (1982)	37,841.46
Other Welfare Services	110,602.72	Other	270,722,055	Transfers to Foreclosed Property	60,220.33
<b>RECREATION and CONSERVATION</b>		Total	413,298,192	Balance December 31, 1982	3,383,604.79
Beaches and Boardwalks	2,356.06	<b>ISSUED AND OUTSTANDING</b>		<b>PROPERTY ACQUIRED BY DEED OR FORECLOSURE</b>	
Parks, Playgrounds, Shade Trees	4,975,067.32	School	104,139,077.54	Balance January 1, 1982	14,564,939.79
Land Reclamation & Conservation	49,736.00	Self-Liquidating	25,706,377.00	Transfers From Taxes or Liens	60,149.87
Other Recreational Services	3,719,169.96	Other	233,399,700.66	Sale for Cash (1982)	172,160.00
<b>EDUCATION (excluding schools)</b>		Total	363,245,155.20	Cancelled, Abated or Adjusted (1982)	555,968.00
Libraries	9,680,377.42	<b>EQUALIZED VALUATION BASIS</b>		Balance December 31, 1982	13,896,961.66
Other Educational Services	4,169,705.90	<b>FOR NET DEBT COMPUTATION</b>	26,665,820.566	<b>CURRENT FINANCES DECEMBER 31, 1982</b>	
<b>STATUTORY EXPENDITURES</b>		<b>REAL PROPERTY VALUATIONS</b>		<b>ASSETS</b>	
Pensions & F. I. C. A.	21,179,516.18	Code Class # of Parcels % VAL'N	ASSESSED VALUATION	Cash Dec. 31, 1982	106,227,496.05
Employee Fringe Benefits	6,402,642.67	1 Vacant Land		Taxes Receivable	18,788,484.67
Other Statutory Expenditures	667,589.80	2 Residential		Tax Title Liens	3,383,604.79
CETA And Other Public Employment Programs		3 Farm		Foreclosed Property	13,896,961.66
<b>MUNICIPAL FUNCTIONS TOTAL</b>	262,286,589.67	4a Commercial (SEE PAGE 15)		Emergencies & Other Deferred Charges	3,537,878.93
<b>CAPITAL IMPROVEMENTS *MEMO*</b>	3,148,034.31	4b Industrial		State and Federal Aid Receivable	456,172.10
<b>DEBT SERVICE</b>		4c Apartments		Other Receivables	3,665,352.46
Principal Payments	19,114,776.18	Total		Total	149,955,950.66
Interest Payments	15,739,605.31	Land Area 234.57 Sq. Miles		<b>LIABILITIES, RESERVES, AND SURPLUS</b>	
<b>TYPE I SCHL DEBT *MEMO</b>	2,006,132.09	Net Valuation Taxable-Municipal	20,854,326,540	Cash Liabilities	58,978,093.18
<b>DEFERRED CHARGES</b>	6,349,662.24	Net Valuation Taxable-County	27,912,484,775	Reserves for Receivables	39,704,868.14
<b>SCHOOL, COUNTY, SPECIAL DISTRICT TAXES</b>	476,127,398.98	State Equalized Valuation	29,624,415,216	Surplus Dec. 31, 1982	51,272,989.34
<b>RESERVE FOR UNCOLLECTED TAXES</b>	25,861,504.51	State Equalization Ratio		Total	149,955,950.66
<b>EXPENDITURES TOTAL</b>	805,479,536.89				



\*ABOVE DEBT SERVICE INCLUDES TYPE I SCHOOL DEBT.



0399  
Population 1980 302,542  
Population 1982 371,995  
S & P Rating  
Moody Rating

General Tax Rate Per \$100.  
State Equalized Tax Rate

# SUMMARY BURLINGTON COUNTY MUNICIPALITIES

PER CAPITA:		PER CENT:	
Gross Debt	466.20	Gross Debt	109.48
Net Debt	178.21	Net Debt	41.85
Debt Service	22.96	Tax Levy Collected	94.67
Total Tax Levy	448.71	Tax Levy Cancelled, Abated	
Municipal Expenditures	246.68	or Adjusted	66

EXPENDITURES		REVENUES-REALIZED		1982 PROPERTY TAX	
GENERAL GOVERNMENT				STATE EQUALIZED TAX RATE	
Governing Body & Public Boards	242,312.00	1982 Property Taxes Collected	157,963,139.43	Local District School Taxes	82,012,062.25
Municipal Clerk	403,305.71	1982 Payments in Lieu of Taxes	133,573.65	Regional & Consolidated School Tax	19,750,023.21
Financial Administration	1,546,216.93	Delinquent Tax & Lien Collections	6,908,751.19	School Taxes in Municipal Budget	217,559.10
Assessment of Taxes	1,120,253.12	Business Personalty Replacement Taxes	3,926,241.27	County Taxes	40,008,288.95
Collection of Taxes	1,065,184.87	Taxes from Public Utilities	30,157,296.62	County Library Taxes	1,679,000.00
Planning, Housing & Development	1,026,004.53	Other Miscellaneous Tax Revenues	27,639.82	Local Municipal Purpose Taxes	18,928,156.37
Human Resources	436,247.00	State Aid Revenues	3,968,797.18	Veteran & Senior Citizen Taxes	2,783,600.00
Elections	23,630.29	Federal Aid Revenues	333,820.00	Total Taxes for Rate Computation	165,378,689.88
General Administration (other)	9,128,257.49	State and Local Fiscal Assistance Act Utilized	3,681,920.34	Special District Taxes	2,291,132.85
JUDICIARY		Sale of Acquired Property	146,673.26	Bank Corp. Taxes	249,772.97
Municipal Courts	1,319,112.28	Other Miscellaneous Revenues	15,394,641.72	Added and Omitted Taxes	1,781,232.80
PUBLIC SAFETY		Total	222,642,494.48	Total Taxes Levied - ABSTRACT	166,917,228.50
Fire Protection	1,853,277.59	Prior Years Surplus Appropriated	19,890,869.56	Total Taxes Billed	166,849,146.11
Police Protection	17,975,800.31	REVENUES	242,533,364.04	1982 TAXES COLLECTED	157,963,139.43
Civil Defense & Disaster Control	86,986.59	Reserve For Uncollected Taxes	11,044,928.73	1982 Taxes Cancelled, Abated or Adjusted	1,109,152.38
Environmental Inspection & Control	1,125,171.99	CAPITAL OUTLAY	14,714,126.64	Transfer to Tax Title Liens or Foreclosed	760,906.08
Other Public Safety		TOTAL	14,714,126.64	Balance Outstanding Dec. 31, 1982	7,042,948.22
PUBLIC WORKS				PRIOR YEARS TAXES OUTSTANDING	
Streets and Drainage	10,017,226.29	Public Enterprises	5,594,209.89	Balance January 1, 1982	6,931,818.72
Sewers and Sewage Processing	1,092,667.45	Recreation—Culture	1,040,921.96	Collected in 1982	6,204,284.43
Garbage and Trash Disposal	4,343,426.09	Public Works	5,417,523.61	Cancelled, Abated or Adjusted 1982	125,715.94
Public Buildings and Grounds	2,916,723.01	Buildings and Grounds	2,518,270.53	Transfers to Tax Title Liens or Foreclosed	307,284.56
Other Public Works	1,579,503.06	Library and Education	143,200.65	Balance December 31, 1982	294,533.79
HEALTH and WELFARE		Conservation		TAX TITLE LIENS OUTSTANDING	
Health Services Except Environmental	171,473.14	All Other		Balance January 1, 1982	2,309,385.02
Welfare-Public Assistance	350,074.11	CAPITAL DEBT AUTHORIZED, DECEMBER 31, 1982		Transfer From Taxes	1,054,826.81
Hospitals, Clinics, First Aid	3,000.00	ISSUED AND UNISSUED		Redeemed in 1982	704,872.09
Animal, Insect, & Rodent Control	169,681.08	GROSS DEBT		Cancelled, Abated or Adjusted (1982)	43,701.66
Other Welfare Services	28,552.00	NET DEBT		Transfers to Foreclosed Property	28,304.38
RECREATION and CONSERVATION		School	72,503,341	Balance December 31, 1982	2,587,333.70
Beaches and Boardwalks		Self-liquidating	37,380,757	PROPERTY ACQUIRED BY DEED OR FORECLOSURE	
Parks, Playgrounds, Shade Trees	1,061,361.80	Other	63,538,444	Balance January 1, 1982	4,517,230.07
Land Reclamation & Conservation	42,897.48	Total	173,422,543	Transfers From Taxes or Liens	49,687.84
Other Recreational Services	1,336,202.64	ISSUED AND OUTSTANDING		Sale for Cash (1982)	148,973.26
EDUCATION (excluding schools)		School	68,716,409.61	Cancelled, Abated or Adjusted (1982)	38,169.63
Libraries	1,174,228.49	Self-Liquidating	33,654,968.12	Balance December 31, 1982	4,379,775.02
Other Educational Services	2,230,134.00	Other	55,994,004.25	CURRENT FINANCES DECEMBER 31, 1982	
STATUTORY EXPENDITURES		Total	158,405,381.98	ASSETS	
Pensions & F. I. C. A.	4,514,893.70	EQUALIZED VALUATION BASIS		Cash Dec. 31, 1982	72,787,844.84
Employee Fringe Benefits	1,620,556.65	FOR NET DEBT COMPUTATION	6,294,725,492	Taxes Receivable	7,337,482.01
Other Statutory Expenditures	251,387.23	REAL PROPERTY VALUATIONS		Tax Title Liens	2,587,333.70
CETA And Other Public Employment Programs		Code Class # of Parcels % VAL'N	ASSESSED VALUATION	Foreclosed Property	4,379,775.02
MUNICIPAL FUNCTIONS		1 Vacant Land		Emergencies & Other Deferred Charges	1,248,935.51
CAPITAL IMPROVEMENTS	*MEMO*	2 Residential		State and Federal Aid Receivable	416,052.61
DEBT SERVICE		3 Farm		Other Receivables	1,824,838.88
Principal Payments	4,426,818.01	4a Commercial (SEE PAGE 17)		Total	90,582,262.57
Interest Payments	4,115,180.64	4b Industrial		LIABILITIES, RESERVES, AND SURPLUS	
TYPE I SCHL DEBT *MEMO	346,438.60	4c Apartments		Cash Liabilities	44,284,652.87
DEFERRED CHARGES	1,522,904.95	Total		Reserves for Receivables	15,945,253.90
SCHOOL, COUNTY, SPECIAL DISTRICT TAXES	145,958,066.36	Land Area 817.64 Sq. Miles		Surplus Dec. 31, 1982	30,352,355.80
RESERVE FOR UNCOLLECTED TAXES	11,044,928.73	Net Valuation Taxable-Municipal	5,485,392,393	Total	90,582,262.57
EXPENDITURES		Net Valuation Taxable-County	6,662,311,161		
TOTAL	237,723,650.61	State Equalized Valuation	6,934,817,605		
		State Equalization Ratio			

1981/3000

\*ABOVE DEBT SERVICE INCLUDES TYPE I SCHOOL DEBT

Population 1980 471,678

Population 1982 480,367

S &amp; P Rating

Moody Rating

General Tax Rate Per \$100.

State Equalized Tax Rate

# SUMMARY CAMDEN COUNTY MUNICIPALITIES

## PER CAPITA:

Gross Debt 472.20  
Net Debt 187.35  
Debt Service 24.99  
Total Tax Levy 558.42  
Municipal Expenditures 287.64

## PER CENT:

Gross Debt 109.92  
Net Debt 43.61  
Tax Levy Collected 94.02  
Tax Levy Cancelled, Abated or Adjusted .45

EXPENDITURES		REVENUES-REALIZED		1982 PROPERTY TAX	
<b>GENERAL GOVERNMENT</b>				<b>STATE EQUALIZED TAX RATE</b> →	
Governing Body & Public Boards	566,829.37	1982 Property Taxes Collected	251,913,632.44	Local District School Taxes	108,989,655.91
Municipal Clerk	367,438.57	1982 Payments in Lieu of Taxes	1,239,097.58	Regional & Consolidated School Tax	16,739,785.26
Financial Administration	1,491,803.68	Delinquent Tax & Lien Collections	11,375,627.03	School Taxes in Municipal Budget	
Assessment of Taxes	1,202,682.08	Business Personalty Replacement Taxes	7,046,480.73	County Taxes	89,731,003.05
Collection of Taxes	1,476,523.05	Taxes from Public Utilities	32,557,489.65	County Library Taxes	870,446.00
Planning, Housing & Development	1,241,934.23	Other Miscellaneous Tax Revenues	78,981.06	Local Municipal Purpose Taxes	42,806,101.84
Human Resources	3,983,986.26	State Aid Revenues	13,128,591.63	Veteran & Senior Citizen Taxes	4,943,325.00
Elections	165,793.02	Federal Aid Revenues	1,922,659.00	Total Taxes for Rate Computation	265,080,317.06
General Administration (other)	11,234,071.13	State and Local Fiscal Assistance Act Utilized	5,316,716.77	Special District Taxes	4,988,806.08
<b>JUDICIARY</b>		Sale of Acquired Property	30,872.42	Bank Corp. Taxes	471,652.20
Municipal Courts	1,649,672.33	Other Miscellaneous Revenues	19,831,853.35	Added and Omitted Taxes	2,649,147.40
<b>PUBLIC SAFETY</b>		Total	344,442,001.66	Total Taxes Levied - ABSTRACT	268,246,597.74
Fire Protection	9,539,624.68	Prior Years Surplus Appropriated	12,036,961.42	Total Taxes Billed	267,946,792.17
Police Protection	28,754,826.18	<b>REVENUES</b>	<b>TOTAL</b>	1982 TAXES COLLECTED	251,913,632.44
Civil Defense & Disaster Control	33,619.72	Reserve For Uncollected Taxes	17,055,329.28	1982 Taxes Cancelled, Abated or Adjusted	1,159,796.81
Environmental Inspection & Control	1,336,650.64	<b>CAPITAL OUTLAY</b>	<b>TOTAL</b>	Transfer to Tax Title Liens or Foreclosed	3,235,823.88
Other Public Safety	17,140.00		14,040,976.95	Balance Outstanding Dec. 31, 1982	11,557,539.04
<b>PUBLIC WORKS</b>		Public Enterprises	2,464,503.18	<b>PRIOR YEARS TAXES OUTSTANDING</b>	
Streets and Drainage	10,479,764.05	Recreation—Culture	571,920.45	Balance January 1, 1982	11,593,716.82
Sewers and Sewage Processing	1,680,122.05	Public Works	6,655,614.94	Collected in 1982	5,393,842.94
Garbage and Trash Disposal	6,230,236.50	Buildings and Grounds	4,154,892.19	Cancelled, Abated or Adjusted 1982	245,375.57
Public Buildings and Grounds	2,053,875.25	Library and Education	112,642.79	Transfers to Tax Title Liens or Foreclosed	1,073,709.48
Other Public Works	1,421,505.68	Conservation	1,403.40	Balance December 31, 1982	860,788.83
<b>HEALTH and WELFARE</b>		All Other		<b>TAX TITLE LIENS OUTSTANDING</b>	
Health Services Except Environmental	710,847.95	<b>CAPITAL DEBT AUTHORIZED, DECEMBER 31, 1982</b>		Balance January 1, 1982	7,943,021.87
Welfare-Public Assistance	1,318,426.62	<b>ISSUED AND UNISSUED</b>	<b>GROSS DEBT</b>	Transfer From Taxes	4,416,095.05
Hospitals, Clinics, First Aid	114,244.00	School	89,930,579	Redeemed in 1982	2,001,410.70
Animal, Insect, & Rodent Control	177,658.00	Self-liquidating	35,416,041	Cancelled, Abated or Adjusted (1982)	11,755.75
Other Welfare Services	2,283.00	Other	101,482,072	Transfers to Foreclosed Property	1,041,523.51
<b>RECREATION and CONSERVATION</b>		Total	226,828,692	Balance December 31, 1982	9,304,426.56
Beaches and Boardwalks		<b>ISSUED AND OUTSTANDING</b>		<b>PROPERTY ACQUIRED BY DEED OR FORECLOSURE</b>	
Parks, Playgrounds, Shade Trees	521,214.33	School	82,738,860.00	Balance January 1, 1982	20,431,055.44
Land Reclamation & Conservation	16,138.11	Self-Liquidating	31,131,939.00	Transfers From Taxes or Liens	150,603.40
Other Recreational Services	559,221.58	Other	92,479,249.37	Sale for Cash (1982)	381,099.00
<b>EDUCATION (excluding schools)</b>		Total	206,350,048.37	Cancelled, Abated or Adjusted (1982)	275,150.00
Libraries	1,861,430.00	<b>EQUALIZED VALUATION BASIS</b>		Balance December 31, 1982	19,965,409.84
Other Educational Services	9,545.00	<b>FOR NET DEBT COMPUTATION</b>	<b>7,250,194,356</b>	<b>CURRENT FINANCES DECEMBER 31, 1982</b>	
<b>STATUTORY EXPENDITURES</b>		<b>REAL PROPERTY VALUATIONS</b>		<b>ASSETS</b>	
Pensions & F. I. C. A.	9,738,354.76	Code Class # of Parcels % VAL'N	<b>ASSESSED VALUATION</b>	Cash Dec. 31, 1982	48,708,905.31
Employee Fringe Benefits	4,333,716.73	1 Vacant Land		Taxes Receivable	12,478,327.87
Other Statutory Expenditures	351,623.19	2 Residential		Tax Title Liens	9,304,426.96
CETA And Other Public Employment Programs	1,851,539.00	3 Farm		Foreclosed Property	19,965,409.84
<b>MUNICIPAL FUNCTIONS</b>	<b>TOTAL</b>	4a Commercial (SEE PAGE 19)		Emergencies & Other Deferred Charges	1,442,296.90
<b>CAPITAL IMPROVEMENTS</b>	<b>*MEMO*</b>	4b Industrial		State and Federal Aid Receivable	353,305.74
<b>DEBT SERVICE</b>		4c Apartments		Other Receivables	8,502,304.66
Principal Payments	4,937,563.50	Total		Total	100,754,977.28
Interest Payments	7,066,333.54	Land Area 222.01 Sq. Miles		<b>LIABILITIES, RESERVES, AND SURPLUS</b>	
<b>DEFERRED CHARGES</b>		Net Valuation Taxable-Municipal	5,314,953,230	Cash Liabilities	31,478,994.65
SCHOOL, COUNTY, SPECIAL DISTRICT TAXES	221,319,696.30	Net Valuation Taxable-County	7,701,243,700	Reserves for Receivables	46,131,335.11
RESERVE FOR UNCOLLECTED TAXES	17,095,329.28	State Equalized Valuation	8,101,987,696	Surplus Dec. 31, 1982	23,144,647.52
<b>EXPENDITURES</b>	<b>TOTAL</b>	State Equalization Ratio		Total	100,754,977.28
	359,452,529.90				



0599

Population 1980 **82,266**  
 Population 1982 **86,044**  
 S & P Rating  
 Moody Rating

General Tax Rate Per \$100.

State Equalized Tax Rate

# SUMMARY CAPE MAY COUNTY MUNICIPALITIES

PER CAPITAL:

Grass Debt **1,127.58**  
 Net Debt **594.45**  
 Debt Service **59.00**  
 Total Tax Levy **874.37**  
 Municipal Expenditures **697.62**

PER CENT:

Grass Debt **106.37**  
 Net Debt **56.08**  
 Tax Levy Collected **92.63**  
 Tax Levy Cancelled, Abated  
 or Adjusted **.17**

EXPENDITURES		REVENUES-REALIZED		1982 PROPERTY TAX STATE EQUALIZED TAX RATE	
<b>GENERAL GOVERNMENT</b>		1982 Property Taxes Collected		Local District School Taxes	
Governing Body & Public Boards	192,847.67	1982 Payments in Lieu of Taxes		Regional & Consolidated School Tax	
Municipal Clerk	332,654.41	Delinquent Tax & Lien Collections		School Taxes in Municipal Budget	
Financial Administration	847,013.72	Business Personalty Replacement Taxes		County Taxes	
Assessment of Taxes	833,854.85	Taxes from Public Utilities		County Library Taxes	
Collection of Taxes	729,895.25	Other Miscellaneous Tax Revenues		Local Municipal Purpose Taxes	
Planning, Housing & Development	259,553.92	State Aid Revenues		Veteran & Senior Citizen Taxes	
Human Resources	66,888.00	Federal Aid Revenues		Total Taxes for Rate Computation	
Elections	12,516.58	State and Local Fiscal Assistance Act Utilized		Special District Taxes	
General Administration (other)	7,055,710.47	Sale of Acquired Property		Bank Corp. Taxes	
<b>JUDICIARY</b>		Other Miscellaneous Revenues		Added and Omitted Taxes	
Municipal Courts	726,280.12	Total		Total Taxes Levied - ABSTRACT	
<b>PUBLIC SAFETY</b>		Prior Years Surplus Appropriated		Total Taxes Billed	
Fire Protection	2,380,979.50	REVENUES		1982 TAXES COLLECTED	
Police Protection	9,716,650.18	Reserve For Uncollected Taxes		1982 Taxes Cancelled, Abated or Adjusted	
Civil Defense & Disaster Control	71,658.04	CAPITAL OUTLAY		Transfer to Tax Title Liens or Foreclosed	
Environmental Inspection & Control	1,038,950.08	TOTAL		Balance Outstanding Dec. 31, 1982	
Other Public Safety	89,540.00	Public Enterprises		PRIOR YEARS TAXES OUTSTANDING	
<b>PUBLIC WORKS</b>		Recreation—Culture		Balance January 1, 1982	
Streets and Drainage	5,328,345.22	Public Works		Collected in 1982	
Sewers and Sewage Processing	1,117,860.79	Buildings and Grounds		Cancelled, Abated or Adjusted 1982	
Garbage and Trash Disposal	1,577,083.00	Library and Education		Transfers to Tax Title Liens or Foreclosed	
Public Buildings and Grounds	1,641,838.81	Conservation		Balance December 31, 1982	
Other Public Works	1,924,471.21	All Other		TAX TITLE LIENS OUTSTANDING	
<b>HEALTH and WELFARE</b>		CAPITAL DEBT AUTHORIZED, DECEMBER 31, 1982		Balance January 1, 1982	
Health Services Except Environmental	108,200.28	ISSUED AND UNISSUED		Transfer From Taxes	
Welfare-Public Assistance	91,614.20	GROSS DEBT		Redeemed in 1982	
Hospitals, Clinics, First Aid	2,300.00	NET DEBT		Cancelled, Abated or Adjusted (1982)	
Animal, Insect, & Rodent Control	236,667.47	School		Transfers to Foreclosed Property	
Other Welfare Services	500.00	Self-Liquidating		Balance December 31, 1982	
<b>RECREATION and CONSERVATION</b>		Other		PROPERTY ACQUIRED BY DEED OR FORECLOSURE	
Beaches and Boardwalks	2,401,050.35	Total		Balance January 1, 1982	
Parks, Playgrounds, Shade Trees	504,480.69	ISSUED AND OUTSTANDING		Transfers From Taxes or Liens	
Land Reclamation & Conservation	51,224.50	School		Sale for Cash (1982)	
Other Recreational Services	1,035,806.38	Self-Liquidating		Cancelled, Abated or Adjusted (1982)	
<b>EDUCATION (excluding schools)</b>		Other		Balance December 31, 1982	
Libraries	477,446.40	Total		CURRENT FINANCES DECEMBER 31, 1982	
Other Educational Services	2,955,300.00	EQUALIZED VALUATION BASIS		ASSETS	
<b>STATUTORY EXPENDITURES</b>		FOR NET DEBT COMPUTATION		Cash Dec. 31, 1982	
Pensions & F. I. C. A.	3,457,846.87	REAL PROPERTY VALUATIONS		Taxes Receivable	
Employee Fringe Benefits	1,242,875.22	Code Class # of Parcels % VAL'N		Tax Title Liens	
Other Statutory Expenditures	387,867.75	ASSESSED VALUATION		Foreclosed Property	
<b>CETA And Other Public Employment Programs</b>		1 Vacant Land		Emergencies & Other Deferred Charges	
<b>MUNICIPAL FUNCTIONS</b>		2 Residential		State and Federal Aid Receivable	
CAPITAL IMPROVEMENTS	367,516.00	3 Farm		Other Receivables	
<b>DEBT SERVICE</b>		4a Commercial (SEE PAGE 21)		Total	
Principal Payments	1,870,120.15	4b Industrial		LIABILITIES, RESERVES, AND SURPLUS	
Interest Payments	3,206,687.49	4c Apartments		Cash Liabilities	
<b>TYPE I SCHL DEBT * MEMO</b>		Total		Reserves for Receivables	
DEFERRED CHARGES	551,791.56	Land Area 263.37 Sq. Miles		Surplus Dec. 31, 1982	
SCHOOL, COUNTY, SPECIAL DISTRICT TAXES	49,116,587.45	Net Valuation Taxable-Municipal		Total	
RESERVE FOR UNCOLLECTED TAXES	5,419,636.99	Net Valuation Taxable-County			
EXPENDITURES	109,142,595.57	State Equalized Valuation			
TOTAL		State Equalization Ratio			

1981/3000

\*ABOVE DEBT SERVICE INCLUDES TYPE I SCHOOL DEBT

Population 1980 **132,866**  
 Population 1982 **134,483**  
 S & P Rating  
 Moody Rating

General Tax Rate Per \$100.

State Equalized Tax Rate


# SUMMARY CUMBERLAND COUNTY MUNICIPALITIES

## PER CAPITA:

Gross Debt **462.69**  
 Net Debt **83.32**  
 Debt Service **28.15**  
 Total Tax Levy **398.60**  
 Municipal Expenditures **284.35**

## PER CENT

Gross Debt **113.58**  
 Net Debt **20.45**  
 Tax Levy Collected **91.23**  
 Tax Levy Cancelled, Abated  
 or Adjusted **.49**

EXPENDITURES		REVENUES-REALIZED		1982 PROPERTY TAX	
GENERAL GOVERNMENT				STATE EQUALIZED TAX RATE 	
Governing Body & Public Boards	106,102.00	1982 Property Taxes Collected		Local District School Taxes	23,443,289.43
Municipal Clerk	111,047.12	1982 Payments in Lieu of Taxes		Regional & Consolidated School Tax	1,617,240.29
Financial Administration	614,343.66	Delinquent Tax & Lien Collections		School Taxes in Municipal Budget	918,107.75
Assessment of Taxes	356,397.54	Business Personalty Replacement Taxes		County Taxes	* 18,821,580.54
Collection of Taxes	528,033.06	Taxes from Public Utilities		County Library Taxes	
Planning, Housing & Development	333,179.23	Other Miscellaneous Tax Revenues		Local Municipal Purpose Taxes	7,942,225.57
Human Resources	1,448,919.38	State Aid Revenues		Veteran & Senior Citizen Taxes	1,461,050.00
Elections	50,122.79	Federal Aid Revenues		Total Taxes for Rate Computation	54,203,493.58
General Administration (other)	4,035,077.65	State and Local Fiscal Assistance Act Utilized		Special District Taxes	468,265.43
JUDICIARY		Sale of Acquired Property		Bank Corp. Taxes	135,215.87
Municipal Courts	515,718.23	Other Miscellaneous Revenues		Added and Omitted Taxes	258,390.51
PUBLIC SAFETY		Total		Total Taxes Levied - ABSTRACT	53,604,315.39
Fire Protection	1,397,386.47	Prior Years Surplus Appropriated		Total Taxes Billed	53,568,941.09
Police Protection	5,732,851.84	REVENUES TOTAL		1982 TAXES COLLECTED	48,869,942.94
Civil Defense & Disaster Control	47,127.00	Reserve For Uncollected Taxes		1982 Taxes Cancelled, Abated or Adjusted	261,907.63
Environmental Inspection & Control	339,942.52	CAPITAL OUTLAY TOTAL		Transfer to Tax Title Liens or Foreclosed	409,728.31
Other Public Safety				Balance Outstanding Dec. 31, 1982	4,027,362.21
PUBLIC WORKS				PRIOR YEARS TAXES OUTSTANDING	
Streets and Drainage	4,474,271.91	Public Enterprises		Balance January 1, 1982	3,406,899.48
Sewers and Sewage Processing	140,697.00	Recreation—Culture		Collected in 1982	3,063,053.82
Garbage and Trash Disposal	841,040.85	Public Works		Cancelled, Abated or Adjusted 1982	53,057.24
Public Buildings and Grounds	1,230,718.78	Buildings and Grounds		Transfers to Tax Title Liens or Foreclosed	88,965.53
Other Public Works	205,990.37	Library and Education		Balance December 31, 1982	201,822.89
HEALTH and WELFARE		Conservation		TAX TITLE LIENS OUTSTANDING	
Health Services Except Environmental	708,300.00	All Other		Balance January 1, 1982	1,462,164.59
Welfare-Public Assistance	326,172.00	CAPITAL DEBT AUTHORIZED, DECEMBER 31, 1982		Transfer From Taxes	513,425.54
Hospitals, Clinics, First Aid	32,200.00	ISSUED AND UNISSUED GROSS DEBT NET DEBT		Redeemed in 1982	518,262.10
Animal, Insect, & Rodent Control	81,178.00	School 36,420,255		Cancelled, Abated or Adjusted (1982)	4,373.26
Other Welfare Services	56,500.00	Self-liquidating 15,553,470		Transfers to Foreclosed Property	45,486.07
RECREATION and CONSERVATION		Other 10,250,152		Balance December 31, 1982	1,427,468.70
Beaches and Boardwalks		Total 62,223,877		PROPERTY ACQUIRED BY DEED OR FORECLOSURE	
Parks, Playgrounds, Shade Trees	1,188,249.76	ISSUED AND OUTSTANDING		Balance January 1, 1982	2,683,715.72
Land Reclamation & Conservation	379,380.00	School 32,941,705.00		Transfers From Taxes or Liens	45,486.07
Other Recreational Services	469,639.72	Self-Liquidating 14,205,000.00		Sale for Cash (1982)	48,985.60
EDUCATION (excluding schools)		Other 7,636,200.00		Cancelled, Abated or Adjusted (1982)	45,346.00
Libraries	574,366.00	Total 54,782,905.00		Balance December 31, 1982	2,634,870.19
Other Educational Services	435,351.08	EQUALIZED VALUATION BASIS		CURRENT FINANCES DECEMBER 31, 1982	
STATUTORY EXPENDITURES		FOR NET DEBT COMPUTATION		ASSETS	
Pensions & F. I. C. A.	1,957,321.89	REAL PROPERTY VALUATIONS		Cash Dec. 31, 1982	21,516,678.79
Employee Fringe Benefits	679,850.00	Code Class # of Parcels % VAL'N ASSESSED VALUATION		Taxes Receivable	4,229,185.10
Other Statutory Expenditures	91,186.74	1 Vacant Land		Tax Title Liens	1,427,468.70
CETA And Other Public Employment Programs		2 Residential		Foreclosed Property	2,634,870.19
MUNICIPAL FUNCTIONS TOTAL	29,528,662.59	3 Farm		Emergencies & Other Deferred Charges	271,064.45
CAPITAL IMPROVEMENTS *MEMO*	427,815.14	4a Commercial (SEE PAGE 23)		State and Federal Aid Receivable	261,976.93
DEBT SERVICE		4b Industrial		Other Receivables	1,179,033.74
Principal Payments	1,951,600.00	4c Apartments		Total	31,520,277.90
Interest Payments	1,794,336.94	Total		LIABILITIES, RESERVES, AND SURPLUS	
TYPE I SCHL DEBT *MEMO	2,554,285.54	Land Area 501.73 Sq. Miles		Cash Liabilities	10,635,180.05
DEFERRED CHARGES	235,977.41	Net Valuation Taxable-Municipal		Reserves for Receivables	9,156,237.91
SCHOOL, COUNTY, SPECIAL DISTRICT TAXES	45,268,483.44	Net Valuation Taxable-County		Surplus Dec. 31, 1982	11,728,859.94
RESERVE FOR UNCOLLECTED TAXES	4,690,213.73	State Equalized Valuation		Total	31,520,277.90
EXPENDITURES TOTAL	83,509,274.11	State Equalization Ratio			



Population 1980 **851,116**Population 1982 **841,256**

S &amp; P Rating

Moody Rating

General Tax Rate Per \$100.

State Equalized Tax Rate

# SUMMARY ESSEX COUNTY MUNICIPALITIES

PER CAPITA:

Gross Debt **466.19**Net Debt **176.80**Debt Service **44.01**Total Tax Levy **603.25**Municipal Expenditures **562.78**

PER CENT:

Gross Debt **119.58**Net Debt **45.35**Tax Levy Collected **93.57**Tax Levy Cancelled, Abated  
or Adjusted **1.16**

EXPENDITURES		REVENUES-REALIZED		1982 PROPERTY TAX	
GENERAL GOVERNMENT				STATE EQUALIZED TAX RATE →	
Governing Body & Public Boards	3,592,439.19	1982 Property Taxes Collected	473,766,885.89	Local District School Taxes	159,224,116.49
Municipal Clerk	1,860,079.14	1982 Payments in Lieu of Taxes	9,322,182.69	Regional & Consolidated School Tax	7,185,325.93
Financial Administration	5,081,754.58	Delinquent Tax & Lien Collections	18,762,346.15	School Taxes in Municipal Budget	3,585,511.51
Assessment of Taxes	2,207,482.41	Business Personalty Replacement Taxes	28,506,679.68	County Taxes	146,303,186.94
Collection of Taxes	1,563,446.73	Taxes from Public Utilities	54,951,566.56	County Library Taxes	
Planning, Housing & Development	2,739,423.20	Other Miscellaneous Tax Revenues	8,851,765.84	Local Municipal Purpose Taxes	146,762,810.27
Human Resources	13,031,731.24	State Aid Revenues	66,724,195.02	Veteran & Senior Citizen Taxes	4,384,300.00
Electricity	551,976.59	Federal Aid Revenues	20,510,387.95	Total Taxes for Rate Computation	507,445,251.14
General Administration (other)	38,241,916.94	State and Local Fiscal Assistance Act Utilized	15,087,570.89	Special District Taxes	118,000.00
JUDICIARY		State of Acquired Property	1,687,190.01	Bank Corp. Taxes	1,655,400.41
Municipal Courts	4,185,894.70	Other Miscellaneous Revenues	76,246,715.77	Added and Omitted Taxes	2,609,966.82
PUBLIC SAFETY		Total	774,417,486.45	Total Taxes Levied - ABSTRACT	507,484,318.37
Fire Protection	48,241,338.22	Prior Years Surplus Appropriated	36,358,829.68	Total Taxes Billed	506,313,989.11
Police Protection	71,456,721.18	REVENUES TOTAL	810,776,316.13	1982 TAXES COLLECTED	473,766,885.89
Civil Defense & Disaster Control	316,952.95	Reserve For Uncollected Taxes	38,143,951.37	1982 Taxes Cancelled, Abated or Adjusted	5,849,313.88
Environmental Inspection & Control	3,411,784.95	CAPITAL OUTLAY TOTAL	36,537,533.38	Transfer to Tax Title Liens or Foreclosed	2,872,474.58
Other Public Safety	204,377.50			Balance Outstanding Dec. 31, 1982	23,825,314.76
PUBLIC WORKS				PRIOR YEARS TAXES OUTSTANDING	
Streets and Drainage	14,154,351.16	Public Enterprises	3,067,837.57	Balance January 1, 1982	25,437,850.89
Sewers and Sewage Processing	25,799,224.85	Recreation—Culture	3,379,312.45	Collected in 1982	15,360,872.06
Garbage and Trash Disposal	16,338,969.77	Public Works	15,356,296.55	Cancelled, Abated or Adjusted 1982	1,089,905.66
Public Buildings and Grounds	14,992,010.27	Buildings and Grounds	6,262,045.12	Transfers to Tax Title Liens or Foreclosed	1,040,836.95
Other Public Works	7,752,267.01	Library and Education	8,432,041.65	Balance December 31, 1982	7,946,236.22
HEALTH and WELFARE		Conservation		TAX TITLE LIENS OUTSTANDING	
Health Services Except Environmental	9,801,787.12	All Other		Balance January 1, 1982	13,574,708.05
Welfare Public Assistance	6,206,124.44	CAPITAL DEBT AUTHORIZED, DECEMBER 31, 1982		Transfer From Taxes	3,705,780.47
Hospitals, Clinics, First Aid	87,902.70	ISSUED AND UNISSUED		Redeemed in 1982	3,401,426.60
Animal, Insect, & Rodent Control	893,451.94	School	193,633,755	Cancelled, Abated or Adjusted (1982)	132,750.80
Other Welfare Services	2,087,647.55	Self-liquidating	37,894,534	Transfers to Foreclosed Property	1,655,313.16
RECREATION and CONSERVATION		Other	160,657,159	Balance December 31, 1982	12,050,997.96
Beaches and Boardwalks		Total	392,185,448	PROPERTY ACQUIRED BY DEED OR FORECLOSURE	
Parks, Playgrounds, Shade Trees	5,411,696.45	ISSUED AND OUTSTANDING		Balance January 1, 1982	64,104,975.68
Land Reclamation & Conservation	588,169.91	School	157,188,500.00	Transfers From Taxes or Liens	1,465,482.98
Other Recreational Services	4,321,654.01	Self-liquidating	28,877,890.00	Sale for Cash (1982)	320,075.00
EDUCATION (excluding schools)		Other	141,901,230.00	Cancelled, Abated or Adjusted (1982)	2,064,225.00
Libraries	10,726,790.31	Total	327,967,620.00	Balance December 31, 1982	63,166,158.66
Other Educational Services	5,901,300.40	EQUALIZED VALUATION BASIS		CURRENT FINANCES DECEMBER 31, 1982	
STATUTORY EXPENDITURES		FOR NET DEBT COMPUTATION	12,602,365,431	ASSETS	
Pensions & F. I. C. A.	43,435,212.12	REAL PROPERTY VALUATIONS		Cash Dec. 31, 1982	120,178,946.88
Employee Fringe Benefits	5,490,523.66	Code Class # of Parcels % VAL'N	ASSESSED VALUATION	Taxes Receivable	31,771,550.98
Other Statutory Expenditures	1,242,100.00	1 Vacant Land		Tax Title Liens	12,050,997.96
CETA And Other Public Employment Programs	18,810,231.00	2 Residential		Foreclosed Property	63,166,158.66
MUNICIPAL FUNCTIONS TOTAL	391,208,734.19	3 Farm		Emergencies & Other Deferred Charges	3,059,238.54
CAPITAL IMPROVEMENTS *MEMO*	768,560.05	4a Commercial (SEE PAGE 25)		State and Federal Aid Receivable	1,059,279.91
DEBT SERVICE		4b Industrial		Other Receivables	49,485,474.56
Principal Payments	20,042,199.18	4c Apartments		Total	280,851,647.49
Interest Payments	16,579,420.82	Total		LIABILITIES, RESERVES, AND SURPLUS	
TYPE I SCHL DEBT *MEMO	17,553,324.49	Land Area 127.44 Sq. Miles		Cash Liabilities	102,641,744.23
DEFERRED CHARGES	7,070,543.10	Net Valuation Taxable-Municipal	8,083,682,600	Reserves for Receivables	135,276,040.22
SCHOOL, COUNTY, SPECIAL DISTRICT TAXES	356,416,140.87	Net Valuation Taxable-County	13,544,111,493	Surplus Dec. 31, 1982	42,933,863.04
RESERVE FOR UNCOLLECTED TAXES	38,143,951.37	State Equalized Valuation	13,964,800,686	Total	280,851,647.49
EXPENDITURES TOTAL	825,860,989.53	State Equalization Ratio			

Population 1980 **199,917**  
 Population 1982 **204,333**  
 S & P Rating  
 Moody Rating

General Tax Rate Per \$100.

State Equalized Tax Rate


# SUMMARY GLOUCESTER COUNTY MUNICIPALITIES

## PER CAPITA:

Gross Debt **362.10**  
 Net Debt **154.70**  
 Debt Service **16.99**  
 Total Tax Levy **458.19**  
 Municipal Expenditures **232.92**

## PER CENT:

Gross Debt **109.62**  
 Net Debt **46.83**  
 Tax Levy Collected **94.38**  
 Tax Levy Cancelled, Abated  
 or Adjusted **.23**

EXPENDITURES		REVENUES-REALIZED		1982 PROPERTY TAX	
GENERAL GOVERNMENT				STATE EQUALIZED TAX RATE 	
Governing Body & Public Boards	186,958.99	1982 Property Taxes Collected	88,294,886.46	Local District School Taxes	47,174,810.44
Municipal Clerk	328,978.16	1982 Payments in Lieu of Taxes	34,767.71	Regional & Consolidated School Tax	7,400,448.33
Financial Administration	579,738.12	Delinquent Tax & Lien Collections	4,902,352.04	School Taxes in Municipal Budget	
Assessment of Taxes	841,336.44	Business Personalty Replacement Taxes	2,456,930.81	County Taxes	23,703,642.99
Collection of Taxes	583,767.96	Taxes from Public Utilities	15,565,580.69	County Library Taxes	379,568.00
Planning, Housing & Development	334,848.86	Other Miscellaneous Tax Revenues	175,139.51	Local Municipal Purpose Taxes	12,283,428.15
Human Resources	130,154.86	State Aid Revenues	2,269,799.32	Veteran & Senior Citizen Taxes	1,957,950.00
Elections	74,981.00	Federal Aid Revenues		Total Taxes for Rate Computation	92,899,847.91
General Administration (other)	4,562,630.98	State and Local Fiscal Assistance Act Utilized	2,051,960.15	Special District Taxes	1,741,688.53
JUDICIARY		Sale of Acquired Property	14,903.00	Bank Corp. Taxes	141,150.25
Municipal Courts	727,403.00	Other Miscellaneous Revenues	5,847,341.30	Added and Omitted Taxes	797,767.76
PUBLIC SAFETY		Total	121,613,660.99	Total Taxes Levied - ABSTRACT	93,622,504.45
Fire Protection	878,544.65	Prior Years Surplus Appropriated	5,311,991.89	Total Taxes Billed	93,554,018.11
Police Protection	11,024,527.58	REVENUES	126,925,652.88	1982 TAXES COLLECTED	88,254,886.46
Civil Defense & Disaster Control	17,371.28	Reserve For Uncollected Taxes	6,024,902.90	1982 Taxes Cancelled, Abated or Adjusted	215,439.02
Environmental Inspection & Control	829,219.85			Transfer to Tax Title Liens or Foreclosed	591,740.26
Other Public Safety		CAPITAL OUTLAY	5,625,999.72	Balance Outstanding Dec. 31, 1982	4,451,952.37
PUBLIC WORKS		TOTAL		PRIOR YEARS TAXES OUTSTANDING	
Streets and Drainage	5,564,599.06	Public Enterprises	566,993.79	Balance January 1, 1982	4,752,601.35
Sewers and Sewage Processing	560,116.72	Recreation—Culture	185,509.86	Collected in 1982	4,243,721.30
Garbage and Trash Disposal	2,382,834.35	Public Works	3,120,497.53	Cancelled, Abated or Adjusted 1982	33,647.06
Public Buildings and Grounds	1,067,987.96	Buildings and Grounds	1,352,381.57	Transfers to Tax Title Liens or Foreclosed	298,771.91
Other Public Works	422,871.18	Library and Education	616.97	Balance December 31, 1982	176,461.08
HEALTH and WELFARE		Conservation		TAX TITLE LIENS OUTSTANDING	
Health Services Except Environmental	224,466.30	All Other		Balance January 1, 1982	1,454,789.75
Welfare-Public Assistance	237,405.26	CAPITAL DEBT AUTHORIZED, DECEMBER 31, 1982		Transfer From Taxes	926,167.40
Hospitals, Clinics, First Aid		ISSUED AND UNISSUED		Redeemed in 1982	658,630.65
Animal, Insect, & Rodent Control	127,314.70	GROSS DEBT		Cancelled, Abated or Adjusted (1982)	1,743.15
Other Welfare Services	3,484.25	School	35,581,735	Transfers to Foreclosed Property	68,436.53
RECREATION and CONSERVATION		Self-liquidating	13,012,969	Balance December 31, 1982	1,652,146.82
Beaches and Boardwalks		Other	25,393,444	PROPERTY ACQUIRED BY DEED OR	
Parks, Playgrounds, Shade Trees	679,432.89	Total	73,988,149	FORECLOSURE	
Land Reclamation & Conservation	87,353.00	ISSUED AND OUTSTANDING		Balance January 1, 1982	6,702,216.59
Other Recreational Services	301,576.23	School	33,562,241.49	Transfers From Taxes or Liens	74,517.37
EDUCATION (excluding schools)		Self-liquidating	10,351,348.00	Sole for Cash (1982)	83,660.68
Libraries	674,995.86	Other	23,183,483.53	Cancelled, Abated or Adjusted (1982)	124,555.15
Other Educational Services	1,500.00	Total	67,497,073.02	Balance December 31, 1982	6,568,518.13
STATUTORY EXPENDITURES		EQUALIZED VALUATION BASIS		CURRENT FINANCES DECEMBER 31, 1982	
Pensions & F. I. C. A.	2,383,202.19	FOR NET DEBT COMPUTATION	3,622,171,427	ASSETS	
Employee Fringe Benefits	1,016,403.65	REAL PROPERTY VALUATIONS		Cash Dec. 31, 1982	19,455,163.61
Other Statutory Expenditures	152,415.18	Code Class # of Parcels % VAL'N	ASSESSED VALUATION	Taxes Receivable	4,628,413.45
CETA And Other Public Employment Programs		1 Vacant Land		Tax Title Liens	1,652,146.82
MUNICIPAL FUNCTIONS		2 Residential		Foreclosed Property	6,568,518.13
CAPITAL IMPROVEMENTS	*MEMO*	3 Farm		Emergencies & Other Deferred Charges	1,464,213.88
DEBT SERVICE		4a Commercial (SEE PAGE 27)		State and Federal Aid Receivable	172,248.75
Principal Payments	1,819,264.52	4b Industrial		Other Receivables	1,621,651.24
Interest Payments	1,651,959.00	4c Apartments		Total	35,562,355.88
DEFERRED CHARGES	1,099,354.50	Total		LIABILITIES, RESERVES, AND SURPLUS	
SCHOOL, COUNTY, SPECIAL DISTRICT TAXES	80,400,158.29	Land Area 328.36 Sq. Miles		Cash Liabilities	10,634,987.40
RESERVE FOR UNCOLLECTED TAXES	6,024,902.90	Net Valuation Taxable-Municipal	3,067,966,025	Reserves for Receivables	14,458,238.35
EXPENDITURES		Net Valuation Taxable-County	3,758,876,572	Surplus Dec. 31, 1982	10,469,130.13
TOTAL	127,954,067.72	State Equalized Valuation	4,047,020,327	Total	35,562,355.88
		State Equalization Ratio			



Population 1980 **556,972**Population 1982 **559,000**

S &amp; P Rating

Moody Rating

General Tax Rate Per \$100.

State Equalized Tax Rate


# SUMMARY HUDSON COUNTY MUNICIPALITIES

PER CAPITA:

Gross Debt **542.78**Net Debt **223.88**Debt Service **48.05**Total Tax Levy **509.42**Municipal Expenditures **564.71**

PER CENT:

Gross Debt **112.75**Net Debt **46.50**Tax Levy Collected **93.01**Tax Levy Cancelled, Abated  
or Adjusted **.56**

EXPENDITURES		REVENUES-REALIZED		1982 PROPERTY TAX	
GENERAL GOVERNMENT				STATE EQUALIZED TAX RATE 	
Governing Body & Public Boards	1,573,741.80	1982 Property Taxes Collected	264,586,039.20	Local District School Taxes	96,331,574.76
Municipal Clerk	754,150.86	1982 Payments in Lieu of Taxes	5,081,021.66	Regional & Consolidated School Tax	
Financial Administration	2,877,650.19	Delinquent Tax & Lien Collections	17,863,077.12	School Taxes in Municipal Budget	2,547,359.57
Assessment of Taxes	2,266,765.96	Business Personalty Replacement Taxes	12,540,764.40	County Taxes	* 73,500,515.23
Collection of Taxes	1,212,072.31	Taxes from Public Utilities	61,414,970.00	County Library Taxes	
Planning, Housing & Development	774,783.83	Other Miscellaneous Tax Revenues	672,793.21	Local Municipal Purpose Taxes	109,944,961.55
Human Resources	10,336,493.36	State Aid Revenues	41,914,224.41	Veteran & Senior Citizen Taxes	2,880,773.58
Elections	337,746.93	Federal Aid Revenues	3,207,079.89	Total Taxes for Rate Computation	285,205,184.69
General Administration (other)	18,308,433.31	State and Local Fiscal Assistance Act Utilized	11,077,709.66	Special District Taxes	383,565.84
JUDICIARY		Sale of Acquired Property	133,591.00	Bank Corp. Taxes	502,583.85
Municipal Courts	2,662,297.54	Other Miscellaneous Revenues	43,053,130.76	Added and Omitted Taxes	1,552,622.13
PUBLIC SAFETY		Total	461,544,401.31	Total Taxes Levied - ABSTRACT	284,763,182.93
Fire Protection	45,653,942.08	Prior Years Surplus Appropriated	19,332,795.44	Total Taxes Billed	284,465,495.67
Police Protection	50,568,280.24	REVENUES	481,277,196.75	1982 TAXES COLLECTED	264,586,039.20
Civil Defense & Disaster Control	87,498.00	Reserve For Uncollected Taxes	24,611,353.41	1982 Taxes Cancelled, Abated or Adjusted	1,604,213.73
Environmental Inspection & Control	1,881,212.62	CAPITAL OUTLAY	23,232,112.91	Transfer to Tax Title Liens or Foreclosed	2,295,811.23
Other Public Safety	57,557.96	TOTAL	23,232,112.91	Balance Outstanding Dec. 31, 1982	15,979,431.51
PUBLIC WORKS				PRIOR YEARS TAXES OUTSTANDING	
Streets and Drainage	13,757,882.37	Public Enterprises	3,131,690.50	Balance January 1, 1982	36,258,995.80
Sewers and Sewage Processing	6,903,733.61	Recreation—Culture	1,338,566.72	Collected in 1982	15,662,059.18
Garbage and Trash Disposal	12,710,820.08	Public Works	6,826,585.94	Cancelled, Abated or Adjusted 1982	569,196.23
Public Buildings and Grounds	4,545,862.90	Buildings and Grounds	6,044,017.13	Transfers to Tax Title Liens or Foreclosed	3,101,887.41
Other Public Works	4,629,904.61	Library and Education	5,891,252.62	Balance December 31, 1982	16,925,852.98
HEALTH and WELFARE		Conservation		TAX TITLE LIENS OUTSTANDING	
Health Services Except Environmental	9,051,772.73	All Other		Balance January 1, 1982	15,377,342.76
Welfare-Public Assistance	3,122,409.68	CAPITAL DEBT AUTHORIZED, DECEMBER 31, 1982		Transfer From Taxes	5,416,196.51
Hospitals, Clinics, First Aid	3,453,000.00	ISSUED AND UNISSUED		Redeemed in 1982	2,201,018.02
Animal, Insect, & Rodent Control	161,854.00	SCHOOL	114,150,158	Cancelled, Abated or Adjusted (1982)	
Other Welfare Services	921,696.00	Self-liquidating	55,786,924	Transfers to Foreclosed Property	387,220.28
RECREATION and CONSERVATION		Other	133,477,638	Balance December 31, 1982	18,205,300.97
Beaches and Boardwalks	3,754,595.75	Total	303,414,721	PROPERTY ACQUIRED BY DEED OR	
Parks, Playgrounds, Shade Trees	2,420.00	ISSUED AND OUTSTANDING		FORECLOSURE	
Land Reclamation & Conservation	1,376,654.80	SCHOOL	96,160,525.62	Balance January 1, 1982	27,659,217.00
Other Recreational Services		Self-Liquidating	51,357,500.00	Transfers From Taxes or Liens	971,888.51
EDUCATION (excluding schools)		Other	121,585,925.00	Sale for Cash (1982)	1,496,551.00
Libraries	4,336,324.00	Total	269,103,950.62	Cancelled, Abated or Adjusted (1982)	1,156,649.00
Other Educational Services	83,350.00	EQUALIZED VALUATION BASIS		Balance December 31, 1982	25,977,905.51
STATUTORY EXPENDITURES		FOR NET DEBT COMPUTATION	5,821,401,177	CURRENT FINANCES DECEMBER 31, 1982	
Pensions & F. I. C. A.	31,610,257.21	REAL PROPERTY VALUATIONS		ASSETS	
Employee Fringe Benefits	12,261,064.71	Code Class # of Parcels % VAL'N	ASSESSED VALUATION	Cash Dec. 31, 1982	66,255,892.06
Other Statutory Expenditures	1,206,133.66	1 Vacant Land		Taxes Receivable	32,905,284.49
CETA And Other Public Employment Programs	3,316,925.00	2 Residential		Tax Title Liens	18,205,300.97
MUNICIPAL FUNCTIONS	256,759,292.10	3 Farm		Foreclosed Property	25,977,905.51
CAPITAL IMPROVEMENTS	*MEMO* 655,000.00	4a Commercial (SEE PAGE 29)		Emergencies & Other Deferred Charges	5,815,582.75
DEBT SERVICE		4b Industrial		State and Federal Aid Receivable	619,028.84
Principal Payments	13,359,662.20	4c Apartments		Other Receivables	19,450,496.41
Interest Payments	13,500,907.21	Total		Total	169,269,491.03
TYPE I SCHL DEBT *MEMO	9,527,948.17	Land Area 46.42 Sq. Miles		LIABILITIES, RESERVES, AND SURPLUS	
DEFERRED CHARGES	7,443,803.85	Net Valuation Taxable-Municipal	3,664,885,693	Cash Liabilities	43,745,291.58
SCHOOL, COUNTY, SPECIAL DISTRICT TAXES	172,763,015.40	Net Valuation Taxable-County	6,354,004,180	Reserves for Receivables	91,290,760.83
RESERVE FOR UNCOLLECTED TAXES	24,611,353.41	State Equalized Valuation	6,352,588,697	Surplus Dec. 31, 1982	34,233,438.62
EXPENDITURES	TOTAL 488,438,034.17	State Equalization Ratio		Total	169,269,491.03

1099

Population 1980 87,361  
 Population 1982 88,849  
 S & P Rating  
 Moody Rating

General Tax Rate Per \$100.

State Equalized Tax Rate

# SUMMARY HUNTERDON COUNTY MUNICIPALITIES

PER CAPITA

Gross Debt 429.67  
 Net Debt 154.34  
 Debt Service 13.96  
 Total Tax Levy 703.14  
 Municipal Expenditures 321.78

PER CENT

Gross Debt 109.91  
 Net Debt 39.48  
 Tax Levy Collected 92.37  
 Tax Levy Cancelled, Abated or Adjusted .49

EXPENDITURES		REVENUES-REALIZED		1982 PROPERTY TAX	
GENERAL GOVERNMENT				STATE EQUALIZED TAX RATE	
Governing Body & Public Boards	2,380.00	1982 Property Taxes Collected	57,706,482.60	Local District School Taxes	19,351,390.84
Municipal Clerk	39,912.03	1982 Payments in Lieu of Taxes	24,403.17	Regional & Consolidated School Tax	23,280,570.16
Financial Administration	315,609.80	Delinquent Tax & Lien Collections	4,050,354.65	School Taxes in Municipal Budget	
Assessment of Taxes	414,395.77	Business Personalty Replacement Taxes	1,715,407.56	County Taxes	13,279,879.00
Collection of Taxes	375,925.44	Taxes from Public Utilities	10,178,082.00	County Library Taxes	725,000.00
Planning, Housing & Development	563,901.53	Other Miscellaneous Tax Revenues	223,522.87	Local Municipal Purpose Taxes	4,885,597.65
Human Resources	14,750.00	State Aid Revenues	652,765.55	Veteran & Senior Citizen Taxes	725,832.00
Elections	12,316.82	Federal Aid Revenues		Total Taxes for Rate Computation	62,248,269.65
General Administration (other)	2,527,484.99	State and Local Fiscal Assistance Act Utilized	716,120.03	Special District Taxes	104,550.00
JUDICIARY		Sale of Acquired Property	11,973.11	Bank Corp. Taxes	116,636.12
Municipal Courts	330,610.31	Other Miscellaneous Revenues	6,253,435.30	Added and Omitted Taxes	729,823.79
PUBLIC SAFETY		Total	81,532,546.84	Total Taxes Levied - ABSTRACT	62,473,447.56
Fire Protection	785,012.21	Prior Years Surplus Appropriated	6,108,786.20	Total Taxes Billed	62,475,276.73
Police Protection	3,400,322.21	REVENUES TOTAL	87,641,333.04	1982 TAXES COLLECTED	57,706,482.60
Civil Defense & Disaster Control	9,362.47	Reserve For Uncollected Taxes	5,151,366.83	1982 Taxes Cancelled, Abated or Adjusted	309,091.68
Environmental Inspection & Control	347,960.60	CAPITAL OUTLAY TOTAL	4,424,854.56	Transfer to Tax Title Liens or Foreclosed	205,185.79
Other Public Safety				Balance Outstanding Dec. 31, 1982	4,254,516.16
PUBLIC WORKS				PRIOR YEARS TAXES OUTSTANDING	
Streets and Drainage	5,171,577.64	Public Enterprises	503,999.98	Balance January 1, 1982	4,326,965.65
Sewers and Sewage Processing	374,781.60	Recreation—Culture	29,500.00	Collected in 1982	3,753,949.96
Garbage and Trash Disposal	473,294.42	Public Works	3,175,310.86	Cancelled, Abated or Adjusted 1982	61,559.44
Public Buildings and Grounds	705,534.18	Buildings and Grounds	714,793.72	Transfers to Tax Title Liens or Foreclosed	93,495.49
Other Public Works	155,174.67	Library and Education	1,250.00	Balance December 31, 1982	377,960.76
HEALTH and WELFARE		Conservation		TAX TITLE LIENS OUTSTANDING	
Health Services Except Environmental	93,180.79	All Other		Balance January 1, 1982	726,353.55
Welfare-Public Assistance	86,863.07	CAPITAL DEBT AUTHORIZED, DECEMBER 31, 1982		Transfer From Taxes	311,919.20
Hospitals, Clinics, First Aid		ISSUED AND UNISSUED		Redeemed in 1982	256,804.69
Animal, Insect, & Rodent Control	44,167.24	School	18,445,879	Cancelled, Abated or Adjusted (1982)	24,607.13
Other Welfare Services		Self-liquidating	7,906,994	Transfers to Foreclosed Property	6,321.96
RECREATION and CONSERVATION		Other	11,822,890	Balance December 31, 1982	750,538.97
Beaches and Boardwalks		Total	38,175,764	PROPERTY ACQUIRED BY DEED OR FORECLOSURE	
Parks, Playgrounds, Shade Trees	121,280.92	ISSUED AND OUTSTANDING		Balance January 1, 1982	244,461.26
Land Reclamation & Conservation	37,454.48	School	17,682,600.50	Transfers From Taxes or Liens	6,545.52
Other Recreational Services	159,796.67	Self-Liquidating	7,554,567.75	Sale for Cash (1982)	25,933.11
EDUCATION (excluding schools)		Other	9,495,611.50	Cancelled, Abated or Adjusted (1982)	34,179.39
Libraries	166,302.75	Total	34,733,179.75	Balance December 31, 1982	190,894.28
Other Educational Services	3,608,932.79	EQUALIZED VALUATION BASIS		CURRENT FINANCES DECEMBER 31, 1982	
STATUTORY EXPENDITURES		FOR NET DEBT COMPUTATION	2,626,421,061	ASSETS	
Pensions & F. I. C. A.	527,302.80	REAL PROPERTY VALUATIONS		Cash Dec. 31, 1982	35,250,879.55
Employee Fringe Benefits	359,537.67	Code Class # of Parcels % VAL'N	ASSESSED VALUATION	Taxes Receivable	4,632,476.92
Other Statutory Expenditures	64,472.40	1 Vacant Land		Tax Title Liens	750,538.97
CETA And Other Public Employment Programs		2 Residential		Foreclosed Property	190,894.28
MUNICIPAL FUNCTIONS TOTAL	21,689,598.27	3 Farm		Emergencies & Other Deferred Charges	402,031.51
CAPITAL IMPROVEMENTS *MEMO*	604,357.33	4a Commercial (SEE PAGE 31)		State and Federal Aid Receivable	46,338.48
DEBT SERVICE		4b Industrial		Other Receivables	820,089.06
Principal Payments	642,948.12	4c Apartments		Total	42,133,248.77
Interest Payments	597,589.29	Total		LIABILITIES, RESERVES, AND SURPLUS	
DEFERRED CHARGES	508,531.15	Land Area 429.60 Sq. Miles		Cash Liabilities	13,342,256.07
SCHOOL, COUNTY, SPECIAL DISTRICT TAXES	56,741,390.00	Net Valuation Taxable-Municipal	2,443,555,761	Reserves for Receivables	6,393,999.23
RESERVE FOR UNCOLLECTED TAXES	5,151,366.83	Net Valuation Taxable-County	2,840,839,479	Surplus Dec. 31, 1982	22,396,993.47
EXPENDITURES TOTAL	85,331,423.66	State Equalized Valuation	2,876,494,325	Total	42,133,248.77
		State Equalization Ratio			



Population 1980 **307,863**Population 1982 **309,691**

S &amp; P Rating

Moody Rating

General Tax Rate Per \$100.

State Equalized Tax Rate

# SUMMARY MERCER COUNTY MUNICIPALITIES

PER CAPITA:

Gross Debt **762.47**Net Debt **281.71**Debt Service **35.45**Total Tax Levy **613.62**Municipal Expenditures **407.92**

PER CENT:

Gross Debt **117.23**Net Debt **43.31**Tax Levy Collected **93.57**

Tax Levy Cancelled, Abated

or Adjusted **.49**

EXPENDITURES		REVENUES-REALIZED		1982 PROPERTY TAX	
GENERAL GOVERNMENT				STATE EQUALIZED TAX RATE →	
Governing Body & Public Boards	815,554.75	1982 Property Taxes Collected	178,465,367.64	Local District School Taxes	60,028,923.99
Municipal Clerk	439,048.00	1982 Payments in Lieu of Taxes	958,791.20	Regional & Consolidated School Tax	31,097,802.26
Financial Administration	1,056,900.78	Delinquent Tax & Lien Collections	8,550,006.24	School Taxes in Municipal Budget	66,337.14
Assessment of Taxes	630,604.59	Business Personalty Replacement Taxes	7,483,642.76	County Taxes	52,088,233.55
Collection of Taxes	837,374.57	Taxes from Public Utilities	26,453,246.00	County Library Taxes	1,217,480.00
Planning, Housing & Development	1,224,226.85	Other Miscellaneous Tax Revenues	685,791.06	Local Municipal Purpose Taxes	41,322,492.80
Human Resources	3,728,021.48	State Aid Revenues	13,716,737.31	Veteran & Senior Citizen Taxes	2,916,105.00
Elections	146,693.65	Federal Aid Revenues	3,372,673.00	Total Taxes for Rate Computation	188,737,374.74
General Administration (other)	10,877,802.34	State and Local Fiscal Assistance Act Utilized	3,459,947.08	Special District Taxes	2,473,368.47
JUDICIARY		Sale of Acquired Property	318,144.68	Bank Corp. Taxes	348,515.88
Municipal Courts	1,386,168.96	Other Miscellaneous Revenues	21,730,691.24	Added and Omitted Taxes	1,468,276.69
PUBLIC SAFETY		Total	265,235,038.21	Total Taxes Levied - ABSTRACT	190,111,430.78
Fire Protection	8,822,715.74	Prior Years Surplus Appropriated	7,007,260.61	Total Taxes Billed	189,918,282.16
Police Protection	22,988,576.38	REVENUES TOTAL	272,242,298.82	1982 TAXES COLLECTED	178,465,367.64
Civil Defense & Disaster Contral	91,147.78	Reserve For Uncollected Taxes	12,219,419.28	1982 Taxes Cancelled, Abated or Adjusted	933,319.78
Environmental Inspection & Contral	975,650.70	CAPITAL OUTLAY TOTAL	27,941,336.27	Transfer to Tax Title Liens or Foreclosed	541,327.91
Other Public Safety	17,956.00			Balance Outstanding Dec. 31, 1982	9,978,267.28
PUBLIC WORKS				PRIOR YEARS TAXES OUTSTANDING	
Streets and Drainage	6,876,382.59	Public Enterprises	14,968,271.40	Balance January 1, 1982	9,429,482.76
Sewers and Sewage Processing	6,215,441.13	Recreation—Culture	1,648,389.71	Collected in 1982	7,460,547.96
Garbage and Trash Disposal	5,182,000.90	Public Works	7,007,196.64	Cancelled, Abated or Adjusted 1982	286,930.41
Public Buildings and Grounds	3,069,200.68	Buildings and Grounds	4,296,099.42	Transfers to Tax Title Liens or Foreclosed	107,665.94
Other Public Works	760,519.97	Library and Education	21,379.10	Balance December 31, 1982	1,574,338.45
HEALTH and WELFARE		Conservation		TAX TITLE LIENS OUTSTANDING	
Health Services Except Environmental	5,170,671.16	All Other		Balance January 1, 1982	3,647,190.47
Welfare-Public Assistance	1,177,726.89	CAPITAL DEBT AUTHORIZED, DECEMBER 31, 1982		Transfer From Taxes	354,352.19
Hospitals, Clinics, First Aid		ISSUED AND UNISSUED		Redeemed in 1982	1,089,658.28
Animal, Insect, & Rodent Control	132,228.62	School	60,222,457	Cancelled, Abated or Adjusted (1982)	1,608.15
Other Welfare Services	394,778.00	Self-liquidating	65,276,832	Transfers to Foreclosed Property	593,124.13
RECREATION and CONSERVATION		Other	110,631,893	Balance December 31, 1982	2,357,192.10
Beaches and Boardwalks		Total	236,131,184	PROPERTY ACQUIRED BY DEED OR FORECLOSURE	
Parks, Playgrounds, Shade Trees	1,048,199.06	ISSUED AND OUTSTANDING		Balance January 1, 1982	11,612,550.18
Land Reclamation & Conservation	167,353.00	School	50,550,281.11	Transfers From Taxes or Liens	841,300.72
Other Recreational Services	2,256,315.82	Self-Liquidating	54,050,000.00	Sale for Cash (1982)	387,139.68
EDUCATION (excluding schools)		Other	96,785,648.00	Cancelled, Abated or Adjusted (1982)	1,227,979.22
Libraries	2,388,582.88	Total	201,425,929.11	Balance December 31, 1982	10,838,732.00
Other Educational Services	86,030.00	EQUALIZED VALUATION BASIS		CURRENT FINANCES DECEMBER 31, 1982	
STATUTORY EXPENDITURES		FOR NET DEBT COMPUTATION	5,882,342,251	ASSETS	
Pensions & F. I. C. A.	8,975,982.62	REAL PROPERTY VALUATIONS		Cash Dec. 31, 1982	37,251,835.29
Employee Fringe Benefits	2,558,231.05	Code Class # of Parcels % VAL'N	ASSESSED VALUATION	Taxes Receivable	11,552,605.73
Other Statutory Expenditures	270,052.23	1 Vacant Land		Tax Title Liens	2,357,192.10
CETA And Other Public Employment Programs	1,891,917.00	2 Residential		Foreclosed Property	10,838,732.00
MUNICIPAL FUNCTIONS TOTAL	102,600,056.17	3 Farm		Emergencies & Other Deferred Charges	532,678.25
CAPITAL IMPROVEMENTS *MEMO*	930,384.92	4a Commercial (SEE PAGE 33)		State and Federal Aid Receivable	227,597.74
DEBT SERVICE		4b Industrial		Other Receivables	3,150,673.94
Principal Payments	4,785,828.43	4c Apartments		Total	65,911,315.05
Interest Payments	6,193,646.21	Total		LIABILITIES, RESERVES, AND SURPLUS	
TYPE I SCHL DEBT *MEMO	309,901.00	Land Area 226.00 Sq. Miles		Cash Liabilities	20,812,477.01
DEFERRED CHARGES	530,570.64	Net Valuation Taxable-Municipal	4,005,023,632	Reserves for Receivables	26,603,745.04
SCHOOL, COUNTY, SPECIAL DISTRICT TAXES	146,972,145.41	Net Valuation Taxable-County	6,275,046,774	Surplus Dec. 31, 1982	18,455,093.00
RESERVE FOR UNCOLLECTED TAXES	12,219,419.28	State Equalized Valuation	6,432,468,433	Total	65,911,315.05
EXPENDITURES TOTAL	273,301,666.14	State Equalization Ratio			

Population 1980 555,893  
 Population 1982 605,279  
 S & P Rating  
 Moody Rating

General Tax Rate Per \$100.

State Equalized Tax Rate

# SUMMARY MIDDLESEX COUNTY MUNICIPALITIES

## PER CAPITA

Gross Debt 705.79  
 Net Debt 385.96  
 Debt Service 39.07  
 Total Tax Levy 645.68  
 Municipal Expenditures 343.69

## PER CENT:

Gross Debt 114.21  
 Net Debt 62.46  
 Tax Levy Collected 96.67  
 Tax Levy Cancelled, Abated or Adjusted .47

EXPENDITURES		REVENUES-REALIZED		1982 PROPERTY TAX	
GENERAL GOVERNMENT		1982 Property Taxes Collected		STATE EQUALIZED TAX RATE	
Governing Body & Public Boards	556,517.00	377,956,849.18		Local District School Taxes	
Municipal Clerk	629,785.42	1,636,324.86		Regional & Consolidated School Tax	
Financial Administration	2,017,934.05	11,715,555.45		School Taxes in Municipal Budget	
Assessment of Taxes	1,857,001.48	14,796,561.16		County Taxes	
Collection of Taxes	1,578,423.58	68,877,702.50		County Library Taxes	
Planning, Housing & Development	1,561,053.75	151,172.77		Local Municipal Purpose Taxes	
Human Resources	2,053,891.24	10,325,947.12		Veteran & Senior Citizen Taxes	
Elections	166,007.08	79,010.42		Total Taxes for Rate Computation	
General Administration (other)	18,560,806.60	7,189,078.87		Special District Taxes	
JUDICIARY		3,552,042.27		Bank Corp. Taxes	
Municipal Courts	1,754,015.21	27,334,905.98		Added and Omitted Taxes	
PUBLIC SAFETY		524,015,550.58		Total Taxes Levied - ABSTRACT	
Fire Protection	10,129,653.70	15,981,203.12		Total Taxes Billed	
Police Protection	42,650,805.29	539,596,753.70		1982 TAXES COLLECTED	
Civil Defense & Disaster Control	121,539.25	16,434,577.41		1982 Taxes Cancelled, Abated or Adjusted	
Environmental Inspection & Control	3,155,648.60	45,717,136.01		Transfer to Tax Title Liens or Foreclosed	
Other Public Safety	3,860.00			Balance Outstanding Dec. 31, 1982	
PUBLIC WORKS		CAPITAL OUTLAY		PRIOR YEARS TAXES OUTSTANDING	
Streets and Drainage	15,219,459.16	Public Enterprises		Balance January 1, 1982	
Sewers and Sewage Processing	8,005,322.36	Recreation—Culture		Collected in 1982	
Garbage and Trash Disposal	8,175,724.12	Public Works		Cancelled, Abated or Adjusted 1982	
Public Buildings and Grounds	4,468,853.08	Buildings and Grounds		Transfers to Tax Title Liens or Foreclosed	
Other Public Works	2,730,411.80	Library and Education		Balance December 31, 1982	
HEALTH and WELFARE		Conservation		TAX TITLE LIENS OUTSTANDING	
Health Services Except Environmental	2,845,897.71	All Other		Balance January 1, 1982	
Welfare-Public Assistance	1,075,780.82	CAPITAL DEBT AUTHORIZED, DECEMBER 31, 1982		Transfer From Taxes	
Hospitals, Clinics, First Aid	52,200.00	ISSUED AND UNISSUED		Redeemed in 1982	
Animal, Insect, & Rodent Control	112,465.06	GROSS DEBT		Cancelled, Abated or Adjusted (1982)	
Other Welfare Services	242,296.00	NET DEBT		Transfers to Foreclosed Property	
RECREATION and CONSERVATION		Total		Balance December 31, 1982	
Beaches and Boardwalks	60,000.00	School		PROPERTY ACQUIRED BY DEED OR	
Parks, Playgrounds, Shade Trees	4,735,550.96	Self-Liquidating		FORECLOSURE	
Land Reclamation & Conservation	106,125.00	Other		Balance January 1, 1982	
Other Recreational Services	2,450,511.14	Total		Transfers From Taxes or Liens	
EDUCATION (excluding schools)		ISSUED AND OUTSTANDING		Sale for Cash (1982)	
Libraries	6,766,049.95	School		Cancelled, Abated or Adjusted (1982)	
Other Educational Services	228,184.90	Self-Liquidating		Transfers to Foreclosed Property	
STATUTORY EXPENDITURES		Other		Balance December 31, 1982	
Pensions & F. I. C. A.	14,350,791.03	Total		CURRENT FINANCES DECEMBER 31, 1982	
Employee Fringe Benefits	4,571,005.47	EQUALIZED VALUATION BASIS		ASSETS	
Other Statutory Expenditures	475,325.00	FOR NET DEBT COMPUTATION		Cash Dec. 31, 1982	
CETA And Other Public Employment Programs	46,113.00	REAL PROPERTY VALUATIONS		Taxes Receivable	
MUNICIPAL FUNCTIONS	163,675,008.81	Code Class # of Parcels % VAL'N		Tax Title Liens	
CAPITAL IMPROVEMENTS	*MEMO*	ASSESSED VALUATION		Foreclosed Property	
DEBT SERVICE		Land Area 311.00 Sq. Miles		Emergencies & Other Deferred Charges	
Principal Payments	11,512,188.62	Net Valuation Taxable-Municipal		State and Federal Aid Receivable	
Interest Payments	12,133,790.51	Net Valuation Taxable-County		Other Receivables	
TYPE I SCHL DEBT *MEMO	4,054,050.77	State Equalized Valuation		Total	
DEFERRED CHARGES	4,271,316.74	State Equalization Ratio		LIABILITIES, RESERVES, AND SURPLUS	
SCHOOL, COUNTY, SPECIAL DISTRICT TAXES	334,686,716.90	9,696,084,397		Cash Liabilities	
RESERVE FOR UNCOLLECTED TAXES	16,434,577.41	17,028,993,460		Reserves for Receivables	
EXPENDITURES	542,713,598.99	15,221,602,715		Surplus Dec. 31, 1982	
TOTAL				Total	



Population 1980 503,173

Population 1982 512,478

S &amp; P Rating

Moody Rating

General Tax Rate Per \$100.

State Equalized Tax Rate

# SUMMARY MONMOUTH COUNTY MUNICIPALITIES

## PER CAPITA:

Gross Debt 600.49  
Net Debt 317.50  
Debt Service 33.64  
Total Tax Levy 632.21  
Municipal Expenditures 329.66

## PER CENT:

Gross Debt 113.99  
Net Debt 60.27  
Tax Levy Collected 94.75  
Tax Levy Cancelled, Abated or Adjusted .47

EXPENDITURES		REVENUES-REALIZED		1982 PROPERTY TAX	
GENERAL GOVERNMENT				STATE EQUALIZED TAX RATE →	
Governing Body & Public Boords	304,449.27	1982 Property Taxes Collected	306,620,997.15	Local District School Taxes	132,646,134.11
Municipal Clerk	480,123.00	1982 Payments in Lieu of Taxes	643,434.44	Regional & Consolidated School Tax	53,379,555.58
Financial Administration	1,879,844.73	Delinquent Tax & Lien Collections	12,954,818.44	School Taxes in Municipal Budget	245,113.41
Assessment of Taxes	3,087,524.23	Business Personalty Replacement Taxes	5,463,894.54	County Taxes	* 64,340,738.32
Collection of Taxes	1,754,351.35	Taxes from Public Utilities	35,928,812.29	County Library Taxes	1,616,492.45
Planning, Housing & Development	1,581,133.69	Other Miscellaneous Tax Revenues	1,593,274.33	Local Municipal Purpose Taxes	62,325,572.08
Human Resources	1,877,937.35	State Aid Revenues	8,073,841.51	Veteran & Senior Citizen Taxes	3,811,025.00
Elections	133,784.02	Federal Aid Revenues	104,376.27	Total Taxes for Rate Computation	318,364,630.95
General Administration (other)	16,374,771.03	State and Local Fiscal Assistance Act Utilized	5,455,406.22	Special District Taxes	4,943,856.56
JUDICIARY		Sole of Acquired Property	314,953.15	Bank Corp. Taxes	535,481.24
Municipal Courts	1,979,443.50	Other Miscellaneous Revenues	29,241,824.02	Added and Omitted Taxes	3,959,111.90
PUBLIC SAFETY		Total	406,445,632.36	Total Taxes Levied - ABSTRACT	323,992,055.65
Fire Protection	4,881,938.28	Prior Years Surplus Appropriated	22,780,613.00	Total Taxes Billed	323,604,268.15
Police Protection	34,508,129.74	REVENUES TOTAL	429,226,245.36	1982 TAXES COLLECTED	306,620,997.15
Civil Defense & Disaster Control	76,098.36	Reserve For Uncollected Taxes	19,042,684.88	1982 Taxes Cancelled, Abated or Adjusted	1,523,211.28
Environmental Inspection & Control	2,267,106.98	CAPITAL OUTLAY TOTAL	25,242,375.12	Transfer to Tax Title Liens or Foreclosed	1,289,191.22
Other Public Safety	700.00			Balance Outstanding Dec. 31, 1982	14,228,436.53
PUBLIC WORKS		Public Enterprises	2,502,836.59	PRIOR YEARS TAXES OUTSTANDING	
Streets and Drainage	19,549,952.07	Recreation—Culture	3,408,469.35	Balance January 1, 1982	13,205,971.03
Sewers and Sewage Processing	2,579,961.00	Public Works	10,575,152.43	Collected in 1982	11,572,623.75
Garbage and Trash Disposal	5,905,263.24	Buildings and Grounds	8,073,712.48	Cancelled, Abated or Adjusted 1982	144,365.63
Public Buildings and Grounds	4,076,693.60	Library and Education	360,342.74	Transfers to Tax Title Liens or Foreclosed	611,290.23
Other Public Works	2,537,512.52	Conservation	321,861.53	Balance December 31, 1982	877,691.42
HEALTH and WELFARE		All Other		TAX TITLE LIENS OUTSTANDING	
Health Services Except Environmental	2,253,403.84	CAPITAL DEBT AUTHORIZED, DECEMBER 31, 1982		Balance January 1, 1982	4,712,944.83
Welfare-Public Assistance	668,847.37	ISSUED AND UNISSUED GROSS DEBT		Transfer From Taxes	1,885,872.84
Hospitals, Clinics, First Aid	74,050.00	School	104,112,947	Redeemed in 1982	1,652,694.15
Animal, Insect, & Rodent Control	100,152.40	Self-liquidating	46,098,350	Cancelled, Abated or Adjusted (1982)	44,670.71
Other Welfare Services	13,581.00	Other	157,528,638	Transfers to Foreclosed Property	345,548.38
RECREATION and CONSERVATION		Total	307,739,936	Balance December 31, 1982	4,555,904.43
Beaches and Boardwalks	1,500,093.81	ISSUED AND OUTSTANDING		PROPERTY ACQUIRED BY DEED OR FORECLOSURE	
Parks, Playgrounds, Shade Trees	1,766,794.02	School	102,648,056.58	Balance January 1, 1982	11,998,362.39
Land Reclamation & Conservation	248,966.02	Self-liquidating	39,274,952.10	Transfers From Taxes or Liens	222,041.51
Other Recreational Services	2,375,275.57	Other	128,036,992.89	Sale for Cash (1982)	204,305.96
EDUCATION (excluding schools)		Total	269,960,001.57	Cancelled, Abated or Adjusted (1982)	629,252.66
Libraries	2,219,774.78	EQUALIZED VALUATION BASIS		Balance December 31, 1982	11,386,845.26
Other Educational Services	67,761.53	FOR NET DEBT COMPUTATION	11,492,982,192	CURRENT FINANCES DECEMBER 31, 1982	
STATUTORY EXPENDITURES		REAL PROPERTY VALUATIONS		ASSETS	
Pensions & F. I. C. A.	10,340,671.55	Code Class # of Parcels % VAL'N		Cash Dec. 31, 1982	86,609,769.41
Employee Fringe Benefits	2,886,769.44	1 Vacant Land		Taxes Receivable	15,106,127.95
Other Statutory Expenditures	331,870.44	2 Residential		Tax Title Liens	4,555,904.44
CETA And Other Public Employment Programs	1,000.00	3 Farm		Foreclosed Property	11,386,845.26
MUNICIPAL FUNCTIONS TOTAL	130,725,729.73	4a Commercial (SEE PAGE 37)		Emergencies & Other Deferred Charges	4,189,049.50
CAPITAL IMPROVEMENTS *MEMO*	1,395,460.00	4b Industrial		State and Federal Aid Receivable	514,091.02
DEBT SERVICE		4c Apartments		Other Receivables	5,167,721.26
Principal Payments	8,134,400.49	Total		Total	127,529,508.84
Interest Payments	9,103,988.30	Land Area 471.57 Sq. Miles		LIABILITIES, RESERVES, AND SURPLUS	
TYPE I SCHL DEBT *MEMO	751,296.50	Net Valuation Taxable-Municipal	8,623,263,747	Cash Liabilities	54,803,750.48
DEFERRED CHARGES	1,937,327.09	Net Valuation Taxable-County	12,121,890,254	Reserves for Receivables	36,019,608.01
SCHOOL, COUNTY, SPECIAL DISTRICT TAXES	257,171,890.43	State Equalized Valuation	12,735,861,858	Surplus Dec. 31, 1982	36,706,150.35
RESERVE FOR UNCOLLECTED TAXES	19,042,684.88	State Equalization Ratio		Total	127,529,508.84
EXPENDITURES TOTAL	426,116,020.92				

Population 1980 407,630

Population 1982 410,917

S &amp; P Rating

Moody Rating

General Tax Rate Per \$100.

State Equalized Tax Rate

# SUMMARY MORRIS COUNTY MUNICIPALITIES

## PER CAPITA:

Grass Debt 1,072.86

Net Debt 450.35

Debt Service 34.87

Total Tax Levy 777.74

Municipal Expenditures 344.73

## PER CENT:

Grass Debt 115.63

Net Debt 48.54

Tax Levy Collected 92.67

Tax Levy Cancelled, Abated

or Adjusted .67

EXPENDITURES		REVENUES-REALIZED		1982 PROPERTY TAX	
GENERAL GOVERNMENT				STATE EQUALIZED TAX RATE →	
Governing Body & Public Boards	207,038.00	1982 Property Taxes Collected	308,085,820.79	Local District School Taxes	156,800,056.82
Municipal Clerk	555,864.00	1982 Payments in Lieu of Taxes	205,526.04	Regional & Consolidated School Tax	42,704,005.80
Financial Administration	1,568,686.73	Delinquent Tax & Lien Collections	8,333,908.05	School Taxes in Municipal Budget	
Assessment of Taxes	1,130,016.76	Business Personalty Replacement Taxes	6,868,223.48	County Taxes	52,646,687.58
Collection of Taxes	1,168,221.71	Taxes from Public Utilities	27,395,360.28	County Library Taxes	1,028,875.00
Planning, Housing & Development	1,542,428.10	Other Miscellaneous Tax Revenues	2,364,520.70	Local Municipal Purpose Taxes	58,018,849.55
Human Resources	244,626.66	State Aid Revenues	4,585,735.39	Veteran & Senior Citizen Taxes	2,713,175.00
Elections	102,233.40	Federal Aid Revenues	150,546.32	Total Taxes for Rate Computation	313,911,649.75
General Administration (other)	14,874,566.54	State and Local Fiscal Assistance Act Utilized	3,914,814.74	Special District Taxes	4,320,925.01
JUDICIARY		Sale of Acquired Property	12,000.00	Bank Corp. Taxes	467,585.97
Municipal Courts	1,422,015.52	Other Miscellaneous Revenues	22,614,466.79	Added and Omitted Taxes	3,558,796.55
PUBLIC SAFETY		Total	384,530,922.58	Total Taxes Levied - ABSTRACT	319,585,782.28
Fire Protection	4,144,734.16	Prior Years Surplus Appropriated	21,134,158.10	Total Taxes Billed	319,617,718.54
Police Protection	28,150,051.36	REVENUES TOTAL	405,665,080.68	1982 TAXES COLLECTED	308,085,820.79
Civil Defense & Disaster Control	125,131.00	Reserve For Uncollected Taxes	16,495,948.03	1982 Taxes Cancelled, Abated or Adjusted	2,140,845.91
Environmental Inspection & Control	1,736,339.20	CAPITAL OUTLAY TOTAL	42,536,999.61	Transfer to Tax Title Liens or Foreclosed	1,092,960.94
Other Public Safety	42,282.00			Balance Outstanding Dec. 31, 1982	8,298,090.90
PUBLIC WORKS				PRIOR YEARS TAXES OUTSTANDING	
Streets and Drainage	15,832,738.74	Public Enterprises	8,659,083.62	Balance January 1, 1982	8,846,919.74
Sewers and Sewage Processing	3,821,907.08	Recreation—Culture	2,574,915.94	Collected in 1982	7,631,322.74
Garbage and Trash Disposal	3,371,922.60	Public Works	22,153,584.85	Cancelled, Abated or Adjusted 1982	432,283.85
Public Buildings and Grounds	2,737,040.43	Buildings and Grounds	9,190,983.84	Transfers to Tax Title Liens or Foreclosed	337,560.07
Other Public Works	2,539,084.55	Library and Education	358,245.98	Balance December 31, 1982	445,753.08
HEALTH and WELFARE		Conservation	185.36	TAX TITLE LIENS OUTSTANDING	
Health Services Except Environmental	3,071,792.80	All Other		Balance January 1, 1982	3,385,734.81
Welfare-Public Assistance	335,199.20	CAPITAL DEBT AUTHORIZED, DECEMBER 31, 1982		Transfer From Taxes	1,490,207.52
Hospitals, Clinics, First Aid	19,165.00	ISSUED AND UNISSUED GROSS DEBT		Redeemed in 1982	707,935.74
Animal, Insect, & Rodent Control	355,256.27	School 105,875,964		Cancelled, Abated or Adjusted (1982)	86,925.43
Other Welfare Services	58,497.44	Self-liquidating 109,947,152		Transfers to Foreclosed Property	37,047.34
RECREATION and CONSERVATION		Other 225,033,086		Balance December 31, 1982	4,044,033.82
Beaches and Boardwalks		Total 440,856,204		PROPERTY ACQUIRED BY DEED OR	
Parks, Playgrounds, Shade Trees	2,666,096.13	ISSUED AND OUTSTANDING		FORECLOSURE	
Land Reclamation & Conservation	469,685.05	School 103,625,844.94		Balance January 1, 1982	5,654,545.71
Other Recreational Services	1,812,263.57	Self-liquidating 80,751,150.22		Transfers From Taxes or Liens	39,352.66
EDUCATION (excluding schools)		Other 196,869,014.96		Sale for Cash (1982)	66,356.28
Libraries	3,508,746.16	Total 381,266,010.14		Cancelled, Abated or Adjusted (1982)	42,274.00
Other Educational Services	47,865.21	EQUALIZED VALUATION BASIS		Balance December 31, 1982	5,585,272.09
STATUTORY EXPENDITURES		FOR NET DEBT COMPUTATION	12,764,183,033	CURRENT FINANCES DECEMBER 31, 1982	
Pensions & F. I. C. A.	7,888,156.96	REAL PROPERTY VALUATIONS		ASSETS	
Employee Fringe Benefits	2,249,267.97	Code Class # of Parcels % VAL'N		Cash Dec. 31, 1982	52,397,344.41
Other Statutory Expenditures	237,101.36	1 Vacant Land		Taxes Receivable	8,743,843.98
CETA And Other Public Employment Programs	75,891.00	2 Residential		Tax Title Liens	4,044,033.82
MUNICIPAL FUNCTIONS TOTAL	108,511,916.66	3 Farm		Foreclosed Property	5,585,272.09
CAPITAL IMPROVEMENTS *MEMO*	1,859,065.58	4a Commercial (SEE PAGE 39)		Emergencies & Other Deferred Charges	5,340,378.72
DEBT SERVICE		4b Industrial		State and Federal Aid Receivable	247,503.73
Principal Payments	6,345,129.00	4c Apartments		Other Receivables	4,052,490.11
Interest Payments	7,583,666.75	Total		Total	80,410,866.86
DEFERRED CHARGES	2,320,805.04	Land Area 470.24 Sq. Miles		LIABILITIES, RESERVES, AND SURPLUS	
SCHOOL, COUNTY, SPECIAL DISTRICT TAXES	257,500,550.21	Net Valuation Taxable-Municipal	8,718,006,657	Cash Liabilities	22,104,438.01
RESERVE FOR UNCOLLECTED TAXES	16,495,948.03	Net Valuation Taxable-County	15,187,115,023	Reserves for Receivables	22,073,122.11
EXPENDITURES TOTAL	399,158,015.69	State Equalized Valuation	14,324,059,977	Surplus Dec. 31, 1982	36,233,306.74
		State Equalization Ratio		Total	80,410,866.86



Population 1980 346,038

Population 1982 358,978

S &amp; P Rating

Moody Rating

General Tax Rate Per \$100.

State Equalized Tax Rate

# SUMMARY OCEAN COUNTY MUNICIPALITIES

## PER CAPITA:

Gross Debt 677.91

Net Debt 267.09

Debt Service 27.32

Total Tax Levy 618.31

Municipal Expenditures 334.79

## PER CENT:

Gross Debt 115.55

Net Debt 45.52

Tax Levy Collected 95.82

Tax Levy Cancelled, Abated

or Adjusted .17

EXPENDITURES		REVENUES-REALIZED		1982 PROPERTY TAX	
GENERAL GOVERNMENT				STATE EQUALIZED TAX RATE →	
Governing Body & Public Boards	366,162.74	1982 Property Taxes Collected	206,163,775.09	Local District School Taxes	77,371,388.75
Municipal Clerk	270,370.19	1982 Payments in Lieu of Taxes	73,880.00	Regional & Consolidated School Tax	50,440,000.76
Financial Administration	1,071,724.37	Delinquent Tax & Lien Collections	13,105,164.54	School Taxes in Municipal Budget	
Assessment of Taxes	1,580,764.74	Business Personalty Replacement Taxes	2,003,941.19	County Taxes	* 47,672,607.47
Collection of Taxes	1,740,062.50	Taxes from Public Utilities	28,170,570.11	County Library Taxes	2,525,000.00
Planning, Housing & Development	1,092,008.29	Other Miscellaneous Tax Revenues	27,000.00	Local Municipal Purpose Taxes	37,727,713.76
Human Resources	563,451.00	State Aid Revenues	3,758,931.23	Veteran & Senior Citizen Taxes	5,426,875.00
Elections	59,290.63	Federal Aid Revenues		Total Taxes for Rate Computation	221,163,585.74
General Administration (other)	10,959,326.30	State and Local Fiscal Assistance Act Utilized	5,030,122.02	Special District Taxes	3,120,375.86
JUDICIARY		Sole of Acquired Property	1,256,487.92	Bank Corp. Taxes	401,335.63
Municipal Courts	1,497,771.71	Other Miscellaneous Revenues	20,845,669.58	Added and Omitted Taxes	2,689,473.74
PUBLIC SAFETY		Total	280,435,541.68	Total Taxes Levied - ABSTRACT	221,957,895.97
Fire Protection	1,274,722.69	Prior Years Surplus Appropriated	19,610,020.61	Total Taxes Billed	215,160,806.75
Police Protection	24,806,059.14	REVENUES TOTAL	300,045,562.29	1982 TAXES COLLECTED	206,163,775.09
Civil Defense & Disaster Control	58,606.62	Reserve For Uncollected Taxes	17,387,672.43	1982 Taxes Cancelled, Abated or Adjusted	371,107.38
Environmental Inspection & Control	1,594,231.84	CAPITAL OUTLAY TOTAL	14,662,997.89	Transfer to Tax Title Liens or Foreclosed	1,243,145.22
Other Public Safety	34,746.00			Balance Outstanding Dec. 31, 1982	13,809,882.97
PUBLIC WORKS				PRIOR YEARS TAXES OUTSTANDING	
Streets and Drainage	11,383,329.41	Public Enterprises	4,670,240.62	Balance January 1, 1982	12,510,180.40
Sewers and Sewage Processing	182,107.50	Recreation—Culture	2,067,769.34	Collected in 1982	11,210,758.24
Garbage and Trash Disposal	7,745,642.49	Public Works	6,146,087.97	Cancelled, Abated or Adjusted 1982	203,453.57
Public Buildings and Grounds	2,653,895.82	Buildings and Grounds	1,774,594.81	Transfers to Tax Title Liens or Foreclosed	554,696.42
Other Public Works	3,057,495.69	Library and Education	4,305.15	Balance December 31, 1982	541,272.17
HEALTH and WELFARE		Conservation		TAX TITLE LIENS OUTSTANDING	
Health Services Except Environmental	691,816.05	All Other		Balance January 1, 1982	5,013,098.99
Welfare-Public Assistance	598,544.95	CAPITAL DEBT AUTHORIZED, DECEMBER 31, 1982		Transfer From Taxes	1,857,264.53
Hospitals, Clinics, First Aid	85,300.00	ISSUED AND UNISSUED		Redeemed in 1982	1,902,979.75
Animal, Insect, & Rodent Control	283,354.74	School	124,791,232	Cancelled, Abated or Adjusted (1982)	7,920.95
Other Welfare Services	29,728.64	Self-liquidating	26,567,218	Transfers to Foreclosed Property	247,720.21
RECREATION and CONSERVATION		Other	91,996,687	Balance December 31, 1982	4,711,742.61
Beaches and Boardwalks	1,788,858.14	Total	243,355,136	PROPERTY ACQUIRED BY DEED OR FORECLOSURE	
Parks, Playgrounds, Shade Trees	1,104,656.52	ISSUED AND OUTSTANDING		Balance January 1, 1982	17,363,801.07
Land Reclamation & Conservation	150,742.75	School	115,171,640.04	Transfers From Taxes or Liens	351,663.64
Other Recreational Services	1,825,575.92	Self-Liquidating	20,281,139.25	Sale for Cash (1982)	706,790.51
EDUCATION (excluding schools)		Other	75,160,867.00	Cancelled, Abated or Adjusted (1982)	252,325.00
Libraries	375,365.00	Total	210,613,646.29	Balance December 31, 1982	16,756,349.20
Other Educational Services	2,344,165.40	EQUALIZED VALUATION BASIS		CURRENT FINANCES DECEMBER 31, 1982	
STATUTORY EXPENDITURES		FOR NET DEBT COMPUTATION	9,922,527,645	ASSETS	
Pensions & F. I. C. A.	6,538,198.52	REAL PROPERTY VALUATIONS		Cash Dec. 31, 1982	66,843,861.55
Employee Fringe Benefits	2,730,669.69	Code Class # of Parcels % VAL'N	ASSESSED VALUATION	Taxes Receivable	14,351,155.14
Other Statutory Expenditures	441,015.56	1 Vacant Land		Tax Title Liens	4,711,742.61
CETA And Other Public Employment Programs		2 Residential		Foreclosed Property	16,756,349.20
MUNICIPAL FUNCTIONS TOTAL	91,499,761.55	3 Farm		Emergencies & Other Deferred Charges	2,501,326.68
CAPITAL IMPROVEMENTS *MEMO*	902,729.00	4a Commercial (SEE PAGE 41)		State and Federal Aid Receivable	473,828.07
DEBT SERVICE		4b Industrial		Other Receivables	2,400,841.77
Principal Payments	4,016,889.55	4c Apartments		Total	108,039,105.02
Interest Payments	5,791,045.34	Total		LIABILITIES, RESERVES, AND SURPLUS	
DEFERRED CHARGES	1,485,945.96	Land Area 637.09 Sq. Miles		Cash Liabilities	43,956,421.29
SCHOOL, COUNTY, SPECIAL DISTRICT TAXES	181,139,372.84	Net Valuation Taxable-Municipal	8,083,630,585	Reserves for Receivables	38,155,571.72
RESERVE FOR UNCOLLECTED TAXES	17,387,672.43	Net Valuation Taxable-County	10,366,339,494	Surplus Dec. 31, 1982	25,887,112.01
EXPENDITURES TOTAL	301,320,687.67	State Equalized Valuation	11,243,281,545	Total	108,039,105.02
		State Equalization Ratio			

Population 1980 447,585

Population 1982 455,130

S &amp; P Rating

Maady Rating

General Tax Rate Per \$100.

State Equalized Tax Rate

# SUMMARY PASSAIC COUNTY MUNICIPALITIES

PER CAPITA:

Gross Debt 735.75

Net Debt 310.49

Debt Service 43.75

Total Tax Levy 531.43

Municipal Expenditures 383.31

PER CENT:

Gross Debt 133.73

Net Debt 56.44

Tax Levy Collected 96.17

Tax Levy Cancelled, Abated

or Adjusted .21

EXPENDITURES		REVENUES-REALIZED		1982 PROPERTY TAX	
GENERAL GOVERNMENT				STATE EQUALIZED TAX RATE	
Governing Body & Public Boards	727,914.03	1982 Property Taxes Collected	232,085,048.58	Local District School Taxes	104,684,972.54
Municipal Clerk	739,932.97	1982 Payments in Lieu of Taxes	1,210,624.46	Regional & Consolidated School Tax	10,249,330.17
Financial Administration	1,581,709.62	Delinquent Tax & Lien Collections	6,061,765.53	School Taxes in Municipal Budget	1,755,446.50
Assessment of Taxes	947,247.61	Business Personality Replacement Taxes	10,750,800.02	County Taxes	55,816,291.41
Collection of Taxes	855,484.38	Taxes from Public Utilities	24,978,826.00	County Library Taxes	
Planning, Housing & Development	847,670.83	Other Miscellaneous Tax Revenues		Local Municipal Purpose Taxes	67,745,184.25
Human Resources	3,150,344.51	State Aid Revenues	17,210,650.07	Veteran & Senior Citizen Taxes	3,672,300.00
Elections	216,310.98	Federal Aid Revenues	1,587,467.50	Total Taxes for Rate Computation	243,923,524.91
General Administration (other)	15,829,202.60	State and Local Fiscal Assistance Act Utilized	5,815,220.43	Special District Taxes	
JUDICIARY		Sole of Acquired Property	170,443.81	Bank Corp. Taxes	522,444.41
Municipal Courts	1,280,623.59	Other Miscellaneous Revenues	26,604,608.95	Added and Omitted Taxes	1,098,132.29
PUBLIC SAFETY		Total	326,515,495.35	Total Taxes Levied - ABSTRACT	241,871,801.61
Fire Protection	15,557,241.15	Prior Years Surplus Appropriated	11,012,100.00	Total Taxes Billed	241,337,621.32
Police Protection	27,507,744.57	REVENUES TOTAL	337,527,595.35	1982 TAXES COLLECTED	232,085,048.58
Civil Defense & Disaster Control	76,914.32	Reserve For Uncollected Taxes	12,636,449.26	1982 Taxes Cancelled, Abated or Adjusted	513,706.25
Environmental Inspection & Control	879,570.97	CAPITAL OUTLAY TOTAL	33,347,043.33	Transfer to Tax Title Liens or Foreclosed	902,338.04
Other Public Safety	305,255.00			Balance Outstanding Dec. 31, 1982	7,836,528.45
PUBLIC WORKS				PRIOR YEARS TAXES OUTSTANDING	
Streets and Drainage	9,864,025.10	Public Enterprises	4,234,953.75	Balance January 1, 1982	8,420,155.17
Sewers and Sewage Processing	11,214,505.65	Recreation—Culture	2,131,486.00	Collected in 1982	5,053,062.35
Garbage and Trash Disposal	4,867,840.63	Public Works	19,554,789.10	Cancelled, Abated or Adjusted 1982	495,137.93
Public Buildings and Grounds	2,731,101.61	Buildings and Grounds	3,729,850.76	Transfers to Tax Title Liens or Foreclosed	350,423.02
Other Public Works	1,294,045.44	Library and Education	2,434,854.51	Balance December 31, 1982	2,521,531.87
HEALTH and WELFARE		Conservation	821,109.21	TAX TITLE LIENS OUTSTANDING	
Health Services Except Environmental	4,386,134.15	All Other		Balance January 1, 1982	3,358,234.88
Welfare-Public Assistance	636,307.06	CAPITAL DEBT AUTHORIZED, DECEMBER 31, 1982		Transfer From Taxes	1,294,481.76
Hospitals, Clinics, First Aid	2,400.00	ISSUED AND UNISSUED		Redeemed in 1982	787,262.65
Animal, Insect, & Rodent Control	153,637.92	School	89,417,361	Cancelled, Abated or Adjusted (1982)	457,408.35
Other Welfare Services	151,885.39	Self-liquidating	75,348,831	Transfers to Foreclosed Property	167,922.04
RECREATION and CONSERVATION		Other	170,094,840	Balance December 31, 1982	3,280,123.60
Beaches and Boardwalks		Total	334,861,033	PROPERTY ACQUIRED BY DEED OR FORECLOSURE	
Parks, Playgrounds, Shade Trees	2,213,453.10	ISSUED AND OUTSTANDING		Balance January 1, 1982	4,751,885.71
Land Reclamation & Conservation	348,040.00	School	88,416,861.25	Transfers From Taxes or Liens	159,240.42
Other Recreational Services	1,371,324.81	Self-liquidating	32,160,600.00	Sole for Cash (1982)	165,718.81
EDUCATION (excluding schools)		Other	129,817,282.40	Cancelled, Abated or Adjusted (1982)	385,916.01
Libraries	3,226,806.19	Total	250,354,743.65	Balance December 31, 1982	4,359,491.31
Other Educational Services	137,945.53	EQUALIZED VALUATION BASIS		CURRENT FINANCES DECEMBER 31, 1982	
STATUTORY EXPENDITURES		FOR NET DEBT COMPUTATION	8,604,989,290	ASSETS	
Pensions & F. I. C. A.	13,818,657.51	REAL PROPERTY VALUATIONS		Cash Dec. 31, 1982	33,815,471.90
Employee Fringe Benefits	2,320,084.50	Code Class # of Parcels % VAL'N	ASSESSED VALUATION	Taxes Receivable	10,358,060.32
Other Statutory Expenditures	785,392.50	1 Vacant Land		Tax Title Liens	3,280,123.60
CETA And Other Public Employment Programs	1,227,526.00	2 Residential		Foreclosed Property	4,359,491.31
MUNICIPAL FUNCTIONS TOTAL	132,134,288.66	3 Farm		Emergencies & Other Deferred Charges	9,570,175.45
CAPITAL IMPROVEMENTS *MEMO*	721,422.24	4a Commercial (SEE PAGE 43)		State and Federal Aid Receivable	2,620,617.41
DEBT SERVICE		4b Industrial		Other Receivables	7,799,907.68
Principal Payments	7,303,827.89	4c Apartments		Total	71,803,847.67
Interest Payments	12,609,792.05	Total		LIABILITIES, RESERVES, AND SURPLUS	
TYPE I SCHL DEBT *MEMO	5,208,965.51	Land Area 192.01 Sq. Miles		Cash Liabilities	30,620,887.87
DEFERRED CHARGES	9,772,192.27	Net Valuation Taxable-Municipal	4,808,262,476	Reserves for Receivables	25,814,166.28
SCHOOL, COUNTY, SPECIAL DISTRICT TAXES	172,506,040.62	Net Valuation Taxable-County	9,185,744,857	Surplus Dec. 31, 1982	15,368,793.52
RESERVE FOR UNCOLLECTED TAXES	12,636,449.26	State Equalized Valuation	9,281,276,754	Total	71,803,847.67
EXPENDITURES TOTAL	346,562,590.75	State Equalization Ratio			



Population 1980 **64,676**  
 Population 1982 **65,381**  
 S & P Rating  
 Moody Rating

General Tax Rate Per \$100.

State Equalized Tax Rate

# SUMMARY SALEM COUNTY MUNICIPALITIES

## PER CAPITA:

Gross Debt **334.09**  
 Net Debt **44.62**  
 Debt Service **18.18**  
 Total Tax Levy **410.05**  
 Municipal Expenditures **682.27**

## PER CENT:

Gross Debt **151.68**  
 Net Debt **20.26**  
 Tax Levy Collected **89.80**  
 Tax Levy Cancelled, Abated  
 or Adjusted **.39**

EXPENDITURES		REVENUES-REALIZED		1982 PROPERTY TAX	
GENERAL GOVERNMENT				STATE EQUALIZED TAX RATE <span style="float:right">→</span>	
Governing Body & Public Boards	41,080.00	1982 Property Taxes Collected	24,022,309.80	Local District School Taxes	11,112,594.75
Municipal Clerk	44,900.01	1982 Payments in Lieu of Taxes	112.51	Regional & Consolidated School Tax	4,456,121.27
Financial Administration	311,196.00	Delinquent Tax & Lien Collections	2,355,524.97	School Taxes in Municipal Budget	53,387.63
Assessment of Taxes	179,533.01	Business Personalty Replacement Taxes	2,935,797.17	County Taxes	9,339,131.01
Collection of Taxes	217,663.84	Taxes from Public Utilities	13,550,025.00	County Library Taxes	
Planning, Housing & Development	229,559.97	Other Miscellaneous Tax Revenues	21,999.03	Local Municipal Purpose Taxes	1,443,340.79
Human Resources	9,700.00	State Aid Revenues	675,490.16	Veteran & Senior Citizen Taxes	683,308.00
Elections	3,466.22	Federal Aid Revenues		Total Taxes for Rate Computation	27,087,883.45
General Administration (other)	4,159,980.14	State and Local Fiscal Assistance Act Utilized	602,584.01	Special District Taxes	146,140.12
JUDICIARY		Sale of Acquired Property	58,385.00	Bank Corp. Taxes	88,828.98
Municipal Courts	259,385.83	Other Miscellaneous Revenues	6,297,515.52	Added and Omitted Taxes	170,097.03
PUBLIC SAFETY		Total	50,759,743.17	Total Taxes Levied - ABSTRACT	26,809,641.58
Fire Protection	639,982.38	Prior Years Surplus Appropriated	22,667,839.01	Total Taxes Billed	26,751,371.68
Police Protection	3,548,248.36	REVENUES	73,667,582.18	1982 TAXES COLLECTED	24,022,309.80
Civil Defense & Disaster Control	38,079.75	Reserve For Uncollected Taxes	2,548,217.17	1982 Taxes Cancelled, Abated or Adjusted	105,090.65
Environmental Inspection & Control	20,157,220.98	CAPITAL OUTLAY	2,571,189.98	Transfer to Tax Title Liens or Foreclosed	161,931.59
Other Public Safety	2,000.00	TOTAL		Balance Outstanding Dec. 31, 1982	2,461,769.64
PUBLIC WORKS				PRIOR YEARS TAXES OUTSTANDING	
Streets and Drainage	3,627,224.35	Public Enterprises	134,221.37	Balance January 1, 1982	2,380,230.57
Sewers and Sewage Processing	10,000.00	Recreation—Culture	118,164.94	Collected in 1982	2,228,253.84
Garbage and Trash Disposal	970,085.37	Public Works	1,372,994.70	Cancelled, Abated or Adjusted 1982	29,552.15
Public Buildings and Grounds	637,399.33	Buildings and Grounds	1,345,808.97	Transfers to Tax Title Liens or Foreclosed	71,532.41
Other Public Works	165,926.89	Library and Education		Balance December 31, 1982	50,892.17
HEALTH and WELFARE		Conservation		TAX TITLE LIENS OUTSTANDING	
Health Services Except Environmental	55,259.30	All Other		Balance January 1, 1982	546,154.52
Welfare-Public Assistance	76,179.94	CAPITAL DEBT AUTHORIZED, DECEMBER 31, 1982		Transfer From Taxes	244,382.32
Hospitals, Clinics, First Aid	284,600.00	ISSUED AND UNISSUED	GROSS DEBT	Redeemed in 1982	167,271.13
Animal, Insect, & Rodent Control	216,849.99	School	18,344,000	Cancelled, Abated or Adjusted (1982)	32.40
Other Welfare Services	1,600.00	Self-liquidating	1,525,170	Transfers to Foreclosed Property	13,748.55
RECREATION and CONSERVATION		Other	1,974,284	Balance December 31, 1982	609,484.76
Beaches and Boardwalks	12,282.85	Total	21,843,454	PROPERTY ACQUIRED BY DEED OR FORECLOSURE	
Parks, Playgrounds, Shade Trees	75,238.67	ISSUED AND OUTSTANDING		Balance January 1, 1982	731,164.54
Land Reclamation & Conservation		School	11,700,000.00	Transfers From Taxes or Liens	13,748.55
Other Recreational Services	645,180.25	Self-liquidating	1,420,299.16	Sale for Cash (1982)	58,385.00
EDUCATION (excluding schools)		Other	1,270,866.00	Cancelled, Abated or Adjusted (1982)	161,631.29
Libraries	135,200.00	Total	14,401,165.16	Balance December 31, 1982	524,896.80
Other Educational Services	1,768,676.00	EQUALIZED VALUATION BASIS		CURRENT FINANCES DECEMBER 31, 1982	
STATUTORY EXPENDITURES		FOR NET DEBT COMPUTATION	993,522,560	ASSETS	
Pensions & F. I. C. A.	806,970.60	REAL PROPERTY VALUATIONS		Cash Dec. 31, 1982	23,132,803.59
Employee Fringe Benefits	446,051.60	Code Class # of Parcels % VAL'N	ASSESSED VALUATION	Taxes Receivable	2,512,661.81
Other Statutory Expenditures	63,561.68	1 Vacant Land		Tax Title Liens	609,484.76
CETA And Other Public Employment Programs		2 Residential		Foreclosed Property	524,896.80
MUNICIPAL FUNCTIONS		3 Farm		Emergencies & Other Deferred Charges	231,078.16
CAPITAL IMPROVEMENTS	*MEMO*	4a Commercial (SEE PAGE 45)		State and Federal Aid Receivable	21,739.79
DEBT SERVICE		4b Industrial		Other Receivables	383,876.77
Principal Payments	500,868.00	4c Apartments		Total	27,416,541.68
Interest Payments	287,919.36	Total		LIABILITIES, RESERVES, AND SURPLUS	
TYPE I SCHL DEBT *MEMO	321,346.40	Land Area 346.56 Sq. Miles		Cash Liabilities	4,159,754.09
DEFERRED CHARGES	510,449.26	Net Valuation Taxable-Municipal	755,329,388	Reserves for Receivables	4,030,920.14
SCHOOL, COUNTY, SPECIAL DISTRICT TAXES	25,107,374.78	Net Valuation Taxable-County	1,135,995,226	Surplus Dec. 31, 1982	19,225,867.45
RESERVE FOR UNCOLLECTED TAXES	2,548,217.17	State Equalized Valuation	1,080,944,210	Total	27,416,541.68
EXPENDITURES	TOTAL	State Equalization Ratio			
	69,715,111.88				

1899

Population 1980 203,129

Population 1982 205,441

S &amp; P Rating

Moody Rating

General Tax Rate Per \$100.

State Equalized Tax Rate

# SUMMARY SOMERSET COUNTY MUNICIPALITIES

PER CAPITA:

Gross Debt 745.90

Net Debt 373.11

Debt Service 40.87

Total Tax Levy 775.80

Municipal Expenditures 331.99

PER CENT:

Gross Debt 117.16

Net Debt 58.61

Tax Levy Collected 96.24

Tax Levy Cancelled, Abated  
or Adjusted .27

EXPENDITURES		REVENUES-REALIZED		1982 PROPERTY TAX	
GENERAL GOVERNMENT				STATE EQUALIZED TAX RATE →	
Governing Body & Public Boards	223,785.00	1982 Property Taxes Collected		Local District School Taxes	74,417,861.87
Municipal Clerk	177,093.00	1982 Payments in Lieu of Taxes		Regional & Consolidated School Tax	26,084,460.16
Financial Administration	743,683.04	Delinquent Tax & Lien Collections		School Taxes in Municipal Budget	
Assessment of Taxes	517,959.95	Business Personalty Replacement Taxes		County Taxes	32,746,000.00
Collection of Taxes	559,579.21	Taxes from Public Utilities		County Library Taxes	1,332,963.00
Planning, Housing & Development	1,004,611.30	Other Miscellaneous Tax Revenues		Local Municipal Purpose Taxes	21,840,918.84
Human Resources	3,625.00	State Aid Revenues		Veteran & Senior Citizen Taxes	1,562,352.00
Elections	30,500.66	Federal Aid Revenues		Total Taxes for Rate Computation	157,984,555.87
General Administration (other)	7,889,166.63	State and Local Fiscal Assistance Act Utilized		Special District Taxes	1,124,093.17
JUDICIARY		Sale of Acquired Property		Bank Corp. Taxes	292,420.30
Municipal Courts	664,283.19	Other Miscellaneous Revenues		Added and Omitted Taxes	1,541,742.60
PUBLIC SAFETY		Total		Total Taxes Levied - ABSTRACT	159,380,459.94
Fire Protection	2,430,068.72	Prior Years Surplus Appropriated		Total Taxes Billed	159,463,566.05
Police Protection	12,907,108.08	REVENUES		1982 TAXES COLLECTED	153,473,603.89
Civil Defense & Disaster Control	29,515.06	Reserve For Uncollected Taxes		1982 Taxes Cancelled, Abated or Adjusted	425,139.62
Environmental Inspection & Control	968,729.70	CAPITAL OUTLAY		Transfer to Tax Title Liens or Foreclosed	443,782.90
Other Public Safety		TOTAL		Balance Outstanding Dec. 31, 1982	5,121,039.64
PUBLIC WORKS				PRIOR YEARS TAXES OUTSTANDING	
Streets and Drainage	7,850,540.08	Public Enterprises		Balance January 1, 1982	5,624,658.92
Sewers and Sewage Processing	1,762,070.24	Recreation—Culture		Collected in 1982	4,583,098.12
Garbage and Trash Disposal	998,869.35	Public Works		Cancelled, Abated or Adjusted 1982	50,304.24
Public Buildings and Grounds	1,557,186.19	Buildings and Grounds		Transfers to Tax Title Liens or Foreclosed	158,850.00
Other Public Works	414,615.91	Library and Education		Balance December 31, 1982	792,366.56
HEALTH and WELFARE		Conservation		TAX TITLE LIENS OUTSTANDING	
Health Services Except Environmental	923,534.35	All Other		Balance January 1, 1982	912,643.36
Welfare-Public Assistance	216,263.10	CAPITAL DEBT AUTHORIZED, DECEMBER 31, 1982		Transfer From Taxes	664,172.50
Hospitals, Clinics, First Aid	10,200.00	ISSUED AND UNISSUED		Redeemed in 1982	358,493.81
Animal, Insect, & Rodent Control	138,140.00	GROSS DEBT		Cancelled, Abated or Adjusted (1982)	5,414.47
Other Welfare Services	12,200.00	NET DEBT		Transfers to Foreclosed Property	12,656.98
RECREATION and CONSERVATION				Balance December 31, 1982	1,160,250.60
Beaches and Boardwalks		SCHOOL		PROPERTY ACQUIRED BY DEED OR FORECLOSURE	
Parks, Playgrounds, Shade Trees	785,810.63	Self-Liquidating		Balance January 1, 1982	1,518,599.16
Land Reclamation & Conservation	61,809.80	Other		Transfers From Taxes or Liens	12,656.98
Other Recreational Services	645,988.50	Total		Sale for Cash (1982)	31,650.00
EDUCATION (excluding schools)				Cancelled, Abated or Adjusted (1982)	
Libraries	1,279,335.00	ISSUED AND OUTSTANDING		Balance December 31, 1982	1,459,606.14
Other Educational Services	939,376.87			CURRENT FINANCES DECEMBER 31, 1982	
STATUTORY EXPENDITURES		EQUALIZED VALUATION BASIS		ASSETS	
Pensions & F. I. C. A.	3,947,242.22	FOR NET DEBT COMPUTATION		Cash Dec. 31, 1982	26,909,793.70
Employee Fringe Benefits	1,065,260.48	REAL PROPERTY VALUATIONS		Taxes Receivable	5,913,406.20
Other Statutory Expenditures	126,477.79	Code Class # of Parcels % VAL'N		Tax Title Liens	1,160,250.60
CETA And Other Public Employment Programs		ASSESED VALUATION		Foreclosed Property	1,459,606.14
MUNICIPAL FUNCTIONS	50,924,629.05			Emergencies & Other Deferred Charges	515,400.15
CAPITAL IMPROVEMENTS *MEMO*	1,062,999.00			State and Federal Aid Receivable	214,846.69
DEBT SERVICE				Other Receivables	1,082,007.10
Principal Payments	4,217,789.52			Total	37,295,310.58
Interest Payments	4,178,241.88			LIABILITIES, RESERVES, AND SURPLUS	
DEFERRED CHARGES	773,914.85			Cash Liabilities	8,730,267.98
SCHOOL, COUNTY, SPECIAL DISTRICT TAXES	135,705,378.20			Reserves for Receivables	9,619,628.35
RESERVE FOR UNCOLLECTED TAXES	8,109,890.83			Surplus Dec. 31, 1982	18,945,414.25
EXPENDITURES	203,909,844.33			Total	37,295,310.58



1999

Population 1980 116,119

Population 1982 117,562

S &amp; P Rating

Moody Rating

General Tax Rate Per \$100.

State Equalized Tax Rate

# SUMMARY SUSSEX COUNTY MUNICIPALITIES

PER CAPITA:

Gross Debt 665.09  
Net Debt 126.77  
Debt Service 12.83  
Total Tax Levy 648.48  
Municipal Expenditures 271.08

PER CENT:

Gross Debt 114.41  
Net Debt 21.81  
Tax Levy Collected 92.92  
Tax Levy Cancelled, Abated or Adjusted 24

EXPENDITURES		REVENUES-REALIZED		1982 PROPERTY TAX	
GENERAL GOVERNMENT				STATE EQUALIZED TAX RATE	
Governing Body & Public Boards	29,500.00	1982 Property Taxes Collected		Local District School Taxes	
Municipal Clerk		1982 Payments in Lieu of Taxes		Regional & Consolidated School Tax	
Financial Administration	489,990.63	Delinquent Tax & Lien Collections		School Taxes in Municipal Budget	
Assessment of Taxes	803,420.46	Business Personalty Replacement Taxes		County Taxes	
Collection of Taxes	599,520.42	Taxes from Public Utilities		County Library Taxes	
Planning, Housing & Development	461,317.26	Other Miscellaneous Tax Revenues		Local Municipal Purpose Taxes	
Human Resources	12,500.00	State Aid Revenues		Veteran & Senior Citizen Taxes	
Elections	33,473.85	Federal Aid Revenues		Total Taxes for Rate Computation	
General Administration (other)	3,183,994.87	State and Local Fiscal Assistance Act Utilized		Special District Taxes	
JUDICIARY		Sale of Acquired Property		Bank Corp. Taxes	
Municipal Courts	404,868.31	Other Miscellaneous Revenues		Added and Omitted Taxes	
PUBLIC SAFETY		Total		Total Taxes Levied - ABSTRACT	
Fire Protection	647,996.55	Prior Years Surplus Appropriated		Total Taxes Billed	
Police Protection	4,463,278.20	REVENUES		1982 TAXES COLLECTED	
Civil Defense & Disaster Control	16,130.13	Reserve For Uncollected Taxes		1982 Taxes Cancelled, Abated or Adjusted	
Environmental Inspection & Control	475,555.37	CAPITAL OUTLAY		Transfer to Tax Title Liens or Foreclosed	
Other Public Safety		TOTAL		Balance Outstanding Dec. 31, 1982	
PUBLIC WORKS				PRIOR YEARS TAXES OUTSTANDING	
Streets and Drainage	4,666,606.29	Public Enterprises		Balance January 1, 1982	
Sewers and Sewage Processing	20,588.91	Recreation—Culture		Collected in 1982	
Garbage and Trash Disposal	428,077.24	Public Works		Cancelled, Abated or Adjusted 1982	
Public Buildings and Grounds	727,323.09	Buildings and Grounds		Transfers to Tax Title Liens or Foreclosed	
Other Public Works	564,212.72	Library and Education		Balance December 31, 1982	
HEALTH and WELFARE		Conservation		TAX TITLE LIENS OUTSTANDING	
Health Services Except Environmental	602,451.87	All Other		Balance January 1, 1982	
Welfare-Public Assistance	117,727.14	CAPITAL DEBT AUTHORIZED, DECEMBER 31, 1982		Transfer From Taxes	
Hospitals, Clinics, First Aid	24,420.00	ISSUED AND UNISSUED		Redeemed in 1982	
Animal, Insect, & Rodent Control	151,593.81	GROSS DEBT		Cancelled, Abated or Adjusted (1982)	
Other Welfare Services	1,338.00	NET DEBT		Transfers to Foreclosed Property	
RECREATION and CONSERVATION				Balance December 31, 1982	
Beaches and Boardwalks		Schoal		PROPERTY ACQUIRED BY DEED OR FORECLOSURE	
Parks, Playgrounds, Shade Trees	85,285.06	Self-liquidating		Balance January 1, 1982	
Land Reclamation & Conservation	15,896.97	Other		Transfers From Taxes or Liens	
Other Recreational Services	356,447.98	Total		Sale for Cash (1982)	
EDUCATION (excluding schools)		ISSUED AND OUTSTANDING		Cancelled, Abated or Adjusted (1982)	
Libraries	186,105.00	Schoal		Transfers to Foreclosed Property	
Other Educational Services	127,300.00	Self-liquidating		Balance December 31, 1982	
STATUTORY EXPENDITURES		Other		CURRENT FINANCES DECEMBER 31, 1982	
Pensions & F. I. C. A.	1,386,041.04	Total		ASSETS	
Employee Fringe Benefits	591,025.07	EQUALIZED VALUATION BASIS		Cash Dec. 31, 1982	
Other Statutory Expenditures	79,893.39	FOR NET DEBT COMPUTATION		Taxes Receivable	
CETA And Other Public Employment Programs		REAL PROPERTY VALUATIONS		Tax Title Liens	
MUNICIPAL FUNCTIONS		Code Class # of Parcels % VAL'N		Foreclosed Property	
CAPITAL IMPROVEMENTS	*MEMO*	ASSESSED VALUATION		Emergencies & Other Deferred Charges	
DEBT SERVICE				State and Federal Aid Receivable	
Principal Payments	651,553.63			Other Receivables	
Interest Payments	856,788.50			Total	
DEFERRED CHARGES	1,362,584.15			LIABILITIES, RESERVES, AND SURPLUS	
SCHOOL, COUNTY, SPECIAL DISTRICT TAXES	65,396,935.67			Cash Liabilities	
RESERVE FOR UNCOLLECTED TAXES	6,803,920.85			Reserves for Receivables	
EXPENDITURES	TOTAL			Surplus Dec. 31, 1982	
	97,265,662.43			Total	



Population 1980 **504,094**  
 Population 1982 **505,821**  
 S & P Rating  
 Moody Rating

General Tax Rate Per \$100.

State Equalized Tax Rate

# SUMMARY UNION COUNTY MUNICIPALITIES

## PER CAPITA:

Gross Debt **431.01**  
 Net Debt **216.71**  
 Debt Service **39.03**  
 Total Tax Levy **642.68**  
 Municipal Expenditures **421.85**

## PER CENT:

Gross Debt **116.21**  
 Net Debt **58.43**  
 Tax Levy Collected **97.32**  
 Tax Levy Cancelled, Abated  
 or Adjusted **24**

EXPENDITURES		REVENUES-REALIZED		1982 PROPERTY TAX	
GENERAL GOVERNMENT				STATE EQUALIZED TAX RATE →	
Governing Body & Public Boards	752,961.00	1982 Property Taxes Collected	315,972,843.66	Local District School Taxes	146,917,695.39
Municipal Clerk	452,606.49	1982 Payments in Lieu of Taxes	1,824,128.78	Regional & Consolidated School Tax	30,884,161.40
Financial Administration	2,050,826.45	Delinquent Tax & Lien Collections	7,279,406.58	School Taxes in Municipal Budget	3,478,437.33
Assessment of Taxes	1,421,475.05	Business Personalty Replacement Taxes	14,244,443.72	County Taxes	66,793,352.14
Collection of Taxes	1,067,838.87	Taxes from Public Utilities	52,040,651.00	County Library Taxes	
Planning, Housing & Development	918,238.27	Other Miscellaneous Tax Revenues	45,403.32	Local Municipal Purpose Taxes	75,248,339.54
Human Resources	4,501,057.56	State Aid Revenues	15,664,130.28	Veteran & Senior Citizen Taxes	4,572,450.00
Elections	69,046.65	Federal Aid Revenues	2,332,547.25	Total Taxes for Rate Computation	327,894,435.80
General Administration (other)	16,817,997.92	State and Local Fiscal Assistance Act Utilized	5,933,398.23	Special District Taxes	
JUDICIARY		Sale of Acquired Property	253,000.00	Bank Corp. Taxes	747,373.40
Municipal Courts	1,573,189.00	Other Miscellaneous Revenues	23,266,431.76	Added and Omitted Taxes	1,012,064.24
PUBLIC SAFETY		Total	438,876,384.58	Total Taxes Levied - ABSTRACT	325,081,423.44
Fire Protection	26,457,821.71	Prior Years Surplus Appropriated	23,394,869.50	Total Taxes Billed	324,658,241.63
Police Protection	36,847,576.87	REVENUES TOTAL	462,271,254.08	1982 TAXES COLLECTED	315,972,843.66
Civil Defense & Disaster Control	151,005.00	Reserve For Uncollected Taxes	15,171,131.35	1982 Taxes Cancelled, Abated or Adjusted	779,721.09
Environmental Inspection & Control	1,433,051.02	CAPITAL OUTLAY TOTAL	23,769,149.28	Transfer to Tax Title Liens or Foreclosed	932,157.28
Other Public Safety	40,675.00			Balance Outstanding Dec. 31, 1982	6,973,519.60
PUBLIC WORKS		Public Enterprises	165,094.11	PRIOR YEARS TAXES OUTSTANDING	
Streets and Drainage	13,488,940.84	Recreation—Culture	1,551,635.05	Balance January 1, 1982	7,605,270.92
Sewers and Sewage Processing	6,271,944.97	Public Works	11,740,926.13	Collected in 1982	6,404,234.67
Garbage and Trash Disposal	8,123,168.00	Buildings and Grounds	5,650,512.36	Cancelled, Abated or Adjusted 1982	135,269.38
Public Buildings and Grounds	3,770,788.55	Library and Education	4,611,177.04	Transfers to Tax Title Liens or Foreclosed	265,458.42
Other Public Works	4,196,862.34	Conservation	9,804.59	Balance December 31, 1982	800,308.45
HEALTH and WELFARE		All Other		TAX TITLE LIENS OUTSTANDING	
Health Services Except Environmental	4,092,261.40	CAPITAL DEBT AUTHORIZED, DECEMBER 31, 1982		Balance January 1, 1982	2,345,011.88
Welfare-Public Assistance	1,524,689.46	ISSUED AND UNISSUED GROSS DEBT		Transfer From Taxes	1,243,375.06
Hospitals, Clinics, First Aid	77,250.00	School	88,514,300	Redeemed in 1982	875,171.91
Animal, Insect, & Rodent Control	135,285.29	Self-Liquidating	10,859,850	Cancelled, Abated or Adjusted (1982)	11,997.23
Other Welfare Services	180,177.03	Other	118,637,574	Transfers to Foreclosed Property	139,114.58
RECREATION and CONSERVATION		Total	218,011,724	Balance December 31, 1982	2,562,103.22
Beaches and Boardwalks		ISSUED AND OUTSTANDING		PROPERTY ACQUIRED BY DEED OR FORECLOSURE	
Parks, Playgrounds, Shade Trees	1,930,824.00	School	82,157,700.00	Balance January 1, 1982	9,836,959.66
Land Reclamation & Conservation	60,705.00	Self-Liquidating	5,687,650.00	Transfers From Taxes or Liens	139,114.58
Other Recreational Services	4,014,728.47	Other	99,752,554.35	Sale for Cash (1982)	266,350.00
EDUCATION (excluding schools)		Total	187,597,904.35	Cancelled, Abated or Adjusted (1982)	102,100.00
Libraries	5,982,532.28	EQUALIZED VALUATION BASIS		Balance December 31, 1982	9,667,664.24
Other Educational Services	21,100.00	FOR NET DEBT COMPUTATION	12,142,554,837	CURRENT FINANCES DECEMBER 31, 1982	
STATUTORY EXPENDITURES		REAL PROPERTY VALUATIONS		ASSETS	
Pensions & F. I. C. A.	18,896,563.32	Code Class # of Parcels % VAL'N	ASSESSED VALUATION	Cash Dec. 31, 1982	79,655,608.80
Employee Fringe Benefits	5,379,536.65	1 Vacant Land		Taxes Receivable	7,773,828.05
Other Statutory Expenditures	586,072.00	2 Residential		Tax Title Liens	2,562,103.22
CETA And Other Public Employment Programs	2,271,198.38	3 Farm		Foreclosed Property	9,607,664.24
MUNICIPAL FUNCTIONS TOTAL	175,599,994.88	4a Commercial (SEE PAGE 51)		Emergencies & Other Deferred Charges	2,632,806.96
CAPITAL IMPROVEMENTS *MEMO*	907,509.29	4b Industrial		State and Federal Aid Receivable	43,285.40
DEBT SERVICE		4c Apartments		Other Receivables	6,855,741.28
Principal Payments	10,924,047.44	Total		Total	109,171,037.95
Interest Payments	8,818,762.21	Land Area 102.93 Sq. Miles		LIABILITIES, RESERVES, AND SURPLUS	
TYPE I SCHL DEBT *MEMO	6,236,208.58	Net Valuation Taxable-Municipal	8,588,641,281	Cash Liabilities	51,033,690.46
DEFERRED CHARGES	2,865,946.23	Net Valuation Taxable-County	12,947,102,909	Reserves for Receivables	22,997,077.78
SCHOOL, COUNTY, SPECIAL DISTRICT TAXES	248,073,646.26	State Equalized Valuation	13,153,236,454	Surplus Dec. 31, 1982	35,140,269.71
RESERVE FOR UNCOLLECTED TAXES	15,171,131.35	State Equalization Ratio		Total	109,171,037.95
EXPENDITURES TOTAL	461,453,528.37				

Population 1980 84,429  
 Population 1982 84,994  
 S & P Rating  
 Moody Rating

General Tax Rate Per \$100.

State Equalized Tax Rate

# SUMMARY WARREN COUNTY MUNICIPALITIES

## PER CAPITA:

Gross Debt 329.02  
 Net Debt 137.91  
 Debt Service 9.40  
 Total Tax Levy 493.00  
 Municipal Expenditures 280.46

## PER CENT:

Gross Debt 121.05  
 Net Debt 50.74  
 Tax Levy Collected 93.39  
 Tax Levy Cancelled, Abated  
 or Adjusted .61

EXPENDITURES		REVENUES-REALIZED		1982 PROPERTY TAX	
<b>GENERAL GOVERNMENT</b>				<b>STATE EQUALIZED TAX RATE</b> →	
Governing Body & Public Baards	44,170.00	1982 Property Taxes Collected	39,104,966.69	Local District School Taxes	21,514,891.23
Municipal Clerk	58,427.00	1982 Payments in Lieu of Taxes	71,692.53	Regional & Consolidated Schaal Tax	4,141,036.17
Financial Administration	231,915.99	Delinquent Tax & Lien Collections	2,434,349.89	School Taxes in Municipal Budget	
Assessment of Taxes	281,827.95	Business Personalty Replacement Taxes	1,658,828.72	County Taxes	* 11,062,591.55
Collection of Taxes	270,665.21	Taxes from Public Utilities	7,634,129.71	County Library Taxes	366,730.00
Planning, Hausing & Development	328,823.89	Other Miscellaneous Tax Revenues		Local Municipal Purpose Taxes	4,511,219.58
Human Resources	205,686.00	State Aid Revenues	818,077.45	Veteran & Senior Citizen Taxes	922,375.00
Elections	10,834.23	Federal Aid Revenues		Total Taxes for Rate Computation	42,518,843.53
General Administration (ather)	2,371,502.64	State and Local Fiscal Assistance Act Utilized	859,199.40	Special District Taxes	
<b>JUDICIARY</b>		Sale of Acquired Property	4,190.00	Bank Corp. Taxes	110,256.04
Municipal Courts	334,287.90	Other Miscellaneous Revenues	5,386,440.62	Added and Omitted Taxes	195,298.50
<b>PUBLIC SAFETY</b>		Total	57,971,875.01	Total Taxes Levied - ABSTRACT	41,902,023.07
Fire Protection	603,131.93	Prior Years Surplus Appropriated	5,276,870.24	Total Taxes Billed	41,873,125.43
Police Protection	3,384,960.65	REVENUES	63,248,745.25	1982 TAXES COLLECTED	39,104,966.69
Civil Defense & Disaster Control	13,681.00	Reserve Far Uncollected Taxes	3,517,964.00	1982 Taxes Cancelled, Abated or Adjusted	256,960.14
Environmental Inspection & Contral	250,294.99	CAPITAL OUTLAY	3,361,403.82	Transfer to Tax Title Liens or Foreclosed	164,309.80
Other Public Safety		TOTAL		Balance Outstanding Dec. 31, 1982	2,346,888.71
<b>PUBLIC WORKS</b>				<b>PRIOR YEARS TAXES OUTSTANDING</b>	
Streets and Drainage	3,654,851.10	Public Enterprises	782,572.85	Balance January 1, 1982	2,447,909.44
Sewers and Sewage Processing	582,521.82	Recreation—Culture	587,837.11	Collected in 1982	2,223,263.49
Garbage and Trash Disposal	442,538.34	Public Works	1,446,032.80	Cancelled, Abated or Adjusted 1982	22,476.53
Public Buildings and Grounds	766,573.05	Buildings and Grounds	322,958.89	Transfers to Tax Title Liens or Foreclosed	75,971.87
Other Public Warks	585,972.00	Library and Education	222,002.17	Balance December 31, 1982	126,197.55
<b>HEALTH and WELFARE</b>		Conservation		<b>TAX TITLE LIENS OUTSTANDING</b>	
Health Services Except Environmental	100,070.76	All Other		Balance January 1, 1982	559,791.77
Welfare-Public Assistance	46,410.00	CAPITAL DEBT AUTHORIZED, DECEMBER 31, 1982		Transfer From Taxes	239,329.81
Hospitals, Clinics, First Aid	10,350.00	ISSUED AND UNISSUED		Redeemed in 1982	211,086.40
Animal, Insect, & Radent Control	41,818.96	GROSS DEBT		Cancelled, Abated or Adjusted (1982)	2,816.56
Other Welfare Services		NET DEBT		Transfers to Fareclosed Property	24,198.43
<b>RECREATION and CONSERVATION</b>		School	15,951,950	Balance December 31, 1982	561,020.19
Beaches and Boardwalks		Self-liquidating	3,272,095	<b>PROPERTY ACQUIRED BY DEED OR FORECLOSURE</b>	
Parks, Playgrounds, Shade Trees	171,868.37	Other	8,740,944	Balance January 1, 1982	693,433.63
Land Reclamation & Conservation	8,711.67	Total	27,964,989	Transfers From Taxes or Liens	24,630.77
Other Recreational Services	280,333.44	<b>ISSUED AND OUTSTANDING</b>		Sale for Cash (1982)	4,190.00
<b>EDUCATION (excluding schaals)</b>		School	15,679,649.91	Cancelled, Abated or Adjusted (1982)	976.90
Libraries	375,332.22	Self-Liquidating	3,063,095.30	Balance December 31, 1982	712,897.50
Other Educational Services	1,165,437.83	Other	4,359,866.20	<b>CURRENT FINANCES DECEMBER 31, 1982</b>	
<b>STATUTORY EXPENDITURES</b>		Total	23,102,611.41	<b>ASSETS</b>	
Pensions & F. I. C. A.	1,023,738.75	<b>EQUALIZED VALUATION BASIS</b>		Cash Dec. 31, 1982	30,070,458.83
Employee Fringe Benefits	357,656.96	<b>FOR NET DEBT COMPUTATION</b>	1,797,104,409	Taxes Receivable	2,473,086.26
Other Statutory Expenditures	86,161.58	<b>REAL PROPERTY VALUATIONS</b>		Tax Title Liens	561,020.19
<b>CETA And Other Public Employment Programs</b>		Code Class # of Parcels % VAL'N	<b>ASSESSED VALUATION</b>	Foreclosed Property	712,897.50
<b>MUNICIPAL FUNCTIONS</b>		1 Vacant Land		Emergencies & Other Deferred Charges	349,021.73
<b>CAPITAL IMPROVEMENTS</b>		2 Residential		State and Federal Aid Receivable	132,750.07
<b>DEBT SERVICE</b>		3 Farm		Other Receivables	847,695.55
Principal Payments	502,959.83	4a Commercial (SEE PAGE 53)		Total	35,146,930.13
Interest Payments	296,252.11	4b Industrial		<b>LIABILITIES, RESERVES, AND SURPLUS</b>	
		4c Apartments		Cash Liabilities	16,670,960.42
<b>DEFERRED CHARGES</b>		Total		Reserves for Receivables	4,585,776.67
SCHOOL, COUNTY, SPECIAL DISTRICT TAXES	1,429,713.22	Land Area 361.55 Sq. Miles		Surplus Dec. 31, 1982	13,850,193.04
RESERVE FOR UNCOLLECTED TAXES	37,085,248.95	Net Valuation Taxable-Municipal	1,521,581,425	Total	35,146,930.13
EXPENDITURES	3,517,964.00	Net Valuation Taxable-County	1,915,937,195		
TOTAL	60,922,688.34	State Equalized Valuation	1,920,973,364		
		State Equalization Ratio			



1330

Population 1980 17,235

Population 1982 17,783

S &amp; P Rating

Moody Rating A

General Tax Rate Per \$100.

2.78

State Equalized Tax Rate

2.81

## ABERDEEN TOWNSHIP - MONMOUTH CO.

## Form of Government:

## Council-Manager Plan E (OMCL 50)

## Number of Members on Governing Body - 7

## PER CAPITA

Gross Debt

575.53

Net Debt

278.67

Debt Service

39.52

Total Tax Levy

611.49

Municipal Expenditures

249.97

## PER CENT

Gross Debt

2.17

Net Debt

1.54

Tax Levy Collected

89.63

Tax Levy Cancelled, Abated

or Adjusted 6.10

EXPENDITURES		REVENUES-REALIZED		1982 PROPERTY TAX	
GENERAL GOVERNMENT				STATE EQUALIZED TAX RATE →	
Governing Body & Public Boards	20,059.00	1982 Property Taxes Collected		Local District School Taxes	
Municipal Clerk		1982 Payments in Lieu of Taxes		Regional & Consolidated School Tax	
Financial Administration	33,742.00	Delinquent Tax & Lien Collections		School Taxes in Municipal Budget	
Assessment of Taxes	31,578.13	Business Personalty Replacement Taxes		County Taxes	
Collection of Taxes	51,848.00	Taxes from Public Utilities		County Library Taxes	
Planning, Housing & Development	49,611.33	Other Miscellaneous Tax Revenues		Local Municipal Purpose Taxes	
Human Resources		State Aid Revenues		Veteran & Senior Citizen Taxes	
Elections	6,150.00	Federal Aid Revenues		Total Taxes for Rate Computation	
General Administration (other)	466,466.00	State and Local Fiscal Assistance Act Utilized		Special District Taxes	
JUDICIARY		Sole of Acquired Property		Bank Corp Taxes	
Municipal Courts	41,914.00	Other Miscellaneous Revenues		Added and Omitted Taxes	
PUBLIC SAFETY		Total		Total Taxes Levied - ABSTRACT	
Fire Protection		Prior Years Surplus Appropriated		Total Taxes Billed	
Police Protection	1,002,849.75	REVENUES TOTAL		1982 TAXES COLLECTED	
Civil Defense & Disaster Control		Reserve For Uncollected Taxes		1982 Taxes Cancelled, Abated or Adjusted	
Environmental Inspection & Control	34,761.00	CAPITAL OUTLAY TOTAL		Transfer to Tax Title Liens or Foreclosed	
Other Public Safety		Public Enterprises		Balance Outstanding Dec. 31, 1982	
PUBLIC WORKS		Recreation—Culture		PRIOR YEARS TAXES OUTSTANDING	
Streets and Drainage	634,175.67	Public Works		Balance January 1, 1982	
Sewers and Sewage Processing		Buildings and Grounds		Collected in 1982	
Garbage and Trash Disposal		Library and Education		Cancelled, Abated or Adjusted 1982	
Public Buildings and Grounds	70,897.00	Conservation		Transfers to Tax Title Liens or Foreclosed	
Other Public Works	9,750.00	All Other		Balance December 31, 1982	
HEALTH and WELFARE		CAPITAL DEBT AUTHORIZED, DECEMBER 31, 1982		TAX TITLE LIENS OUTSTANDING	
Health Services Except Environmental	46,675.00	ISSUED AND UNISSUED GROSS DEBT NET DEBT		Balance January 1, 1982	
Welfare-Public Assistance	36,010.00	School 2,591,634		Transfer From Taxes	
Hospitals, Clinics, First Aid		Self-liquidating 2,484,500		Redeemed in 1982	
Animal, Insect, & Rodent Control	725.00	Other 5,158,528		Cancelled, Abated or Adjusted (1982)	
Other Welfare Services		Total 10,234,663		Transfers to Foreclosed Property	
RECREATION and CONSERVATION		ISSUED AND OUTSTANDING		Balance December 31, 1982	
Beaches and Boardwalks		School 2,591,634.49		PROPERTY ACQUIRED BY DEED OR FORECLOSURE	
Parks, Playgrounds, Shade Trees	10,000.00	Self-Liquidating 2,444,500.00		Balance January 1, 1982	
Land Reclamation & Conservation	350.00	Other 4,655,000.00		Transfers From Taxes or Liens	
Other Recreational Services	165,535.42	Total 9,731,134.49		Sale for Cash (1982)	
EDUCATION (excluding schools)		EQUALIZED VALUATION BASIS		Cancelled, Abated or Adjusted (1982)	
Libraries	122,000.00	FOR NET DEBT COMPUTATION		Balance December 31, 1982	
Other Educational Services	12,300.00	REAL PROPERTY VALUATIONS		CURRENT FINANCES DECEMBER 31, 1982	
STATUTORY EXPENDITURES		Code Class # of Parcels % VAL'N ASSESSED VALUATION		ASSETS	
Pensions & F. I. C. A.	215,042.00	1 Vacant Land 833 4.71 17,236,400.00		Cash Dec. 31, 1982	
Employee Fringe Benefits		2 Residential 4524 71.91 262,948,800.00		Taxes Receivable	
Other Statutory Expenditures	10,000.00	3 Farm 10 .03 139,400.00		Tax Title Liens	
CETA And Other Public Employment Programs		4a Commercial 146 11.81 43,188,950.00		Foreclosed Property	
MUNICIPAL FUNCTIONS TOTAL	3,052,439.30	4b Industrial 4 7.19 26,295,100.00		Emergencies & Other Deferred Charges	
CAPITAL IMPROVEMENTS *MEMO*		4c Apartments 9 4.34 15,868,000.00		State and Federal Aid Receivable	
DEBT SERVICE		Total 5526 365,676,650.00		Other Receivables	
Principal Payments	300,000.00	Land Area 5.45 Sq. Miles		Total	
Interest Payments	402,810.00	Net Valuation Taxable-Municipal		LIABILITIES, RESERVES, AND SURPLUS	
DEFERRED CHARGES	4,000.00	Net Valuation Taxable-County		Cash Liabilities	
SCHOOL, COUNTY, SPECIAL DISTRICT TAXES	8,465,474.69	State Equalized Valuation		Reserves for Receivables	
RESERVE FOR UNCOLLECTED TAXES	646,000.00	State Equalization Ratio		Surplus Dec. 31, 1982	
EXPENDITURES TOTAL	12,910,723.99			Total	



**0101**  
 Population 1980 **6,859**  
 Population 1982 **6,965**  
 S & P Rating  
 Moody Rating **BAA1**  
 General Tax Rate Per \$100. **1.61**  
 State Equalized Tax Rate **1.67**

**ABSECON CITY - ATLANTIC COUNTY**  
**Form of Government:**  
**City Charter Act, (P.L. 1899, c. 52)**  
**Number of Members on Governing Body - 7**

**PER CAPITA:**  
 Gross Debt **396.70**  
 Net Debt **56.05**  
 Debt Service **12.58**  
 Total Tax Levy **484.78**  
 Municipal Expenditures **299.75**  
**PER CENT:**  
 Gross Debt **1.60**  
 Net Debt **.23**  
 Tax Levy Collected **94.22**  
 Tax Levy Cancelled, Abated or Adjusted **.17**

EXPENDITURES		REVENUES-REALIZED		1982 PROPERTY TAX	
<b>GENERAL GOVERNMENT</b>				<b>STATE EQUALIZED TAX RATE</b>	
Governing Body & Public Boards		1982 Property Taxes Collected	3,182,550.22	Local District School Taxes	.85 1,714,002.00
Municipal Clerk		1982 Payments in Lieu of Taxes		Regional & Consolidated School Tax	
Financial Administration	11,399.90	Delinquent Tax & Lien Collections	111,139.71	School Taxes in Municipal Budget	.04 76,533.00
Assessment of Taxes	28,068.00	Business Personalty Replacement Taxes	31,078.96	County Taxes	.40 * 807,883.59
Collection of Taxes	32,940.00	Taxes from Public Utilities	483,778.00	Caunty Library Taxes	.02 48,322.28
Planning, Housing & Development	25,396.00	Other Miscellaneous Tax Revenues		Local Municipal Purpose Taxes	.35 694,609.78
Human Resources	3,000.00	State Aid Revenues	69,669.81	Veteran & Senior Citizen Taxes	
Elections	2,800.00	Federal Aid Revenues		Total Taxes for Rate Computation	1.66 3,423,025.65
General Administration (other)	227,009.10	State and Local Fiscal Assistance Act Utilized	85,933.00	Special District Taxes	
<b>JUDICIARY</b>		Sale of Acquired Property	118,000.00	Bank Corp. Taxes	13,657.68
Municipal Courts	34,872.00	Other Miscellaneous Revenues	157,000.15	Added and Omitted Taxes	21,467.50
<b>PUBLIC SAFETY</b>		Total	4,239,149.89	Total Taxes Levied - ABSTRACT	3,376,475.83
Fire Protection	57,200.00	Prior Years Surplus Appropriated	350,999.63	Total Taxes Billed	3,377,963.75
Police Protection	642,084.07	<b>REVENUES</b>	<b>TOTAL</b>	<b>1982 TAXES COLLECTED</b>	<b>3,182,550.22</b>
Civil Defense & Disaster Contral		Reserve For Uncollected Taxes	164,628.95	1982 Taxes Cancelled, Abated or Adjusted	5,639.27
Environmental Inspection & Contral	20,600.00	<b>CAPITAL OUTLAY</b>	<b>TOTAL</b>	Transfer to Tax Title Liens or Foreclosed	14,739.55
Other Public Safety			8,000.00	Balance Outstanding Dec. 31, 1982	175,034.71
<b>PUBLIC WORKS</b>		Public Enterprises		<b>PRIOR YEARS TAXES OUTSTANDING</b>	
Streets and Drainage	273,032.50	Recreation—Culture		Balance January 1, 1982	126,441.04
Sewers and Sewage Processing		Public Works	5,500.00	Collected in 1982	110,328.07
Garbage and Trash Disposal	137,374.00	Buildings and Grounds	2,500.00	Cancelled, Abated or Adjusted 1982	
Public Buildings and Grounds	27,900.00	Library and Education		Transfers to Tax Title Liens or Fareclosed	13,818.81
Other Public Works	41,835.80	Conservation		Balance December 31, 1982	2,294.16
<b>HEALTH and WELFARE</b>		All Other		<b>TAX TITLE LIENS OUTSTANDING</b>	
Health Services Except Environmental		<b>CAPITAL DEBT AUTHORIZED, DECEMBER 31, 1982</b>		Balance January 1, 1982	62.68
Welfare-Public Assistance	500.00	<b>ISSUED AND UNISSUED</b>	<b>GROSS DEBT</b>	Transfer From Taxes	30,326.25
Hospitals, Clinics, First Aid		School	508,000	Redeemed in 1982	811.64
Animal, Insect, & Rodent Control	25,420.00	Self-liquidating	2,250,000	Cancelled, Abated or Adjusted (1982)	
Other Welfare Services		Other	5,000	Transfers to Foreclosed Property	
<b>RECREATION and CONSERVATION</b>		Total	2,763,000	Balance December 31, 1982	29,577.29
Beaches and Boardwalks		<b>ISSUED AND OUTSTANDING</b>		<b>PROPERTY ACQUIRED BY DEED OR FORECLOSURE</b>	
Parks, Playgrounds, Shade Trees	16,730.00	School	508,000.00	Balance January 1, 1982	357,814.92
Land Reclamation & Conservation		Self-Liquidating	2,250,000.00	Transfers From Taxes or Liens	
Other Recreational Services		Other	5,000.00	Sale for Cash (1982)	118,000.00
<b>EDUCATION (excluding schools)</b>		Total	2,763,000.00	Cancelled, Abated or Adjusted (1982)	
Libraries	16,000.00	<b>EQUALIZED VALUATION BASIS</b>		Balance December 31, 1982	239,814.92
Other Educational Services		<b>FOR NET DEBT COMPUTATION</b>	<b>172,208,955</b>	<b>CURRENT FINANCES DECEMBER 31, 1982</b>	
<b>STATUTORY EXPENDITURES</b>		<b>REAL PROPERTY VALUATIONS</b>		<b>ASSETS</b>	
Pensions & F. I. C. A.	112,919.50	Code Class # of Parcels % VAL'N	ASSESSED VALUATION	Cash Dec. 31, 1982	326,920.11
Employee Fringe Benefits	59,200.00	1 Vacant Land 628 6.43	13,310,100.00	Taxes Receivable	177,328.87
Other Statutory Expenditures	9,217.00	2 Residential 2168 77.18	159,759,800.00	Tax Title Liens	29,577.29
<b>CETA And Other Public Employment Programs</b>		3 Farm 1 2,300.00	2,300.00	Foreclosed Property	239,814.92
<b>MUNICIPAL FUNCTIONS</b>	<b>TOTAL</b>	4a Commercial 169 14.66	30,353,400.00	Emergencies & Other Deferred Charges	32,000.00
<b>CAPITAL IMPROVEMENTS</b>	<b>*MEMO*</b>	4b Industrial 1 .07	142,100.00	State and Federal Aid Receivable	
<b>DEBT SERVICE</b>		4c Apartments 1 1.65	3,420,300.00	Other Receivables	312.50
Principal Payments	50,000.00	Total 2968	206,588,000.00	Total	805,953.69
Interest Payments	37,611.00	Land Area 5.70 Sq. Miles		<b>LIABILITIES, RESERVES, AND SURPLUS</b>	
<b>TYPE I SCHL DEBT *MEMO</b>	<b>80,316.00</b>	Net Valuation Taxable-Municipal	208,306,048	Cash Liabilities	87,345.52
<b>DEFERRED CHARGES</b>	<b>30,000.00</b>	Net Valuation Taxable-County	181,714,515	Reserves for Receivables	467,033.58
<b>SCHOOL, COUNTY, SPECIAL DISTRICT TAXES</b>	<b>2,646,740.87</b>	State Equalized Valuation	201,183,613	Surplus Dec. 31, 1982	251,574.59
<b>RESERVE FOR UNCOLLECTED TAXES</b>	<b>164,628.95</b>	State Equalization Ratio	103.57	Total	805,953.69
<b>EXPENDITURES</b>	<b>TOTAL</b>				
	<b>4,734,478.69</b>				

1981/3000

\* ABOVE DEBT SERVICE INCLUDES TYPE I SCHOOL DEBT

\*Includes County Health Service Taxes or County Vocational School Taxes. See Table 13.

## 1001

Population 1980 **2,798**  
 Population 1982 **2,847**  
 S & P Rating  
 Moody Rating

General Tax Rate Per \$100.

2.43  
 State Equalized Tax Rate  
 2.53

## ALEXANDRIA TWP. - HUNTERDON CO.

## Form of Government:

## Township Committee

## Number of Members on Governing Body - 3

## PER CAPITA:

Gross Debt **319.09**  
 Net Debt  
 Debt Service  
 Total Tax Levy **833.89**  
 Municipal Expenditures **249.03**

## PER CENT

Gross Debt **1.04**  
 Net Debt  
 Tax Levy Collected **89.35**  
 Tax Levy Cancelled, Abated  
 or Adjusted **.61**

EXPENDITURES		REVENUES-REALIZED		1982 PROPERTY TAX	
GENERAL GOVERNMENT				STATE EQUALIZED TAX RATE $\rightarrow$	
Governing Body & Public Boards		1982 Property Taxes Collected	2,127,686.93	Local District School Taxes <b>1.07</b>	955,238.00
Municipal Clerk		1982 Payments in Lieu of Taxes		Regional & Consolidated School Tax <b>.86</b>	753,139.60
Financial Administration	10,100.00	Delinquent Tax & Lien Collections	213,901.06	School Taxes in Municipal Budget	
Assessment of Taxes	9,400.00	Business Personalty Replacement Taxes	45,779.40	County Taxes <b>.48</b>	440,345.69
Collection of Taxes	10,000.00	Taxes from Public Utilities	181,240.00	County Library Taxes <b>.03</b>	26,429.54
Planning, Housing & Development	9,500.00	Other Miscellaneous Tax Revenues		Local Municipal Purpose Taxes <b>.09</b>	84,692.00
Human Resources	2,000.00	State Aid Revenues	15,741.21	Veteran & Senior Citizen Taxes	23,125.00
Elections	700.00	Federal Aid Revenues		Total Taxes for Rate Computation <b>2.53</b>	2,362,969.83
General Administration (other)	47,100.00	State and Local Fiscal Assistance Act Utilized	15,806.35	Special District Taxes	
JUDICIARY		Sale of Acquired Property		Bank Corp. Taxes	1,186.29
Municipal Courts	6,750.00	Other Miscellaneous Revenues	186,669.65	Added and Omitted Taxes	33,045.42
PUBLIC SAFETY				Total Taxes Levied - ABSTRACT	2,374,076.54
Fire Protection	29,680.00	Prior Years Surplus Appropriated	175,000.00	Total Taxes Billed	2,361,187.67
Police Protection	46,000.00	REVENUES TOTAL	2,961,824.68	1982 TAXES COLLECTED	2,127,686.93
Civil Defense & Disaster Control		Reserve For Uncollected Taxes	280,020.00	1982 Taxes Cancelled, Abated or Adjusted	14,545.85
Environmental Inspection & Control	12,700.00	CAPITAL OUTLAY TOTAL	41,331.41	Transfer to Tax Title Liens or Foreclosed	17,534.84
Other Public Safety				Balance Outstanding Dec. 31, 1982	221,320.05
PUBLIC WORKS				PRIOR YEARS TAXES OUTSTANDING	
Streets and Drainage	192,725.00	Public Enterprises		Balance January 1, 1982	226,883.89
Sewers and Sewage Processing		Recreation—Culture		Collected in 1982	205,247.99
Garbage and Trash Disposal		Public Works	41,331.41	Cancelled, Abated or Adjusted 1982	458.62
Public Buildings and Grounds		Buildings and Grounds		Transfers to Tax Title Liens or Foreclosed	15,117.58
Other Public Works		Library and Education		Balance December 31, 1982	6,059.70
HEALTH and WELFARE		Conservation		TAX TITLE LIENS OUTSTANDING	
Health Services Except Environmental	9,920.00	All Other		Balance January 1, 1982	6,336.29
Welfare-Public Assistance	2,950.00	CAPITAL DEBT AUTHORIZED, DECEMBER 31, 1982		Transfer From Taxes	34,456.04
Hospitals, Clinics, First Aid		ISSUED AND UNISSUED GROSS DEBT NET DEBT		Redeemed in 1982	8,653.07
Animal, Insect, & Rodent Control	8,525.00	School 908,461		Cancelled, Abated or Adjusted (1982)	
Other Welfare Services		Self-liquidating		Transfers to Foreclosed Property	1,245.87
RECREATION and CONSERVATION		Other		Balance December 31, 1982	30,893.39
Beaches and Boardwalks		Total 908,461		PROPERTY ACQUIRED BY DEED OR FORECLOSURE	
Parks, Playgrounds, Shade Trees		ISSUED AND OUTSTANDING		Balance January 1, 1982	19,730.57
Land Reclamation & Conservation	500.00	School	907,365.09	Transfers From Taxes or Liens	1,469.43
Other Recreational Services	3,000.00	Self-liquidating		Sale for Cash (1982)	
EDUCATION (excluding schools)		Other		Cancelled, Abated or Adjusted (1982)	
Libraries		Total	907,365.09	Balance December 31, 1982	21,200.00
Other Educational Services	1,000.00	EQUALIZED VALUATION BASIS		CURRENT FINANCES DECEMBER 31, 1982	
STATUTORY EXPENDITURES		FOR NET DEBT COMPUTATION	87,302,336	ASSETS	
Pensions & F. I. C. A.	18,500.00	REAL PROPERTY VALUATIONS		Cash Dec. 31, 1982	1,077,089.74
Employee Fringe Benefits		Code Class # of Parcels % VAL'N ASSESSED VALUATION		Taxes Receivable	227,379.75
Other Statutory Expenditures	1,800.00	1 Vacant Land 242 5.62 5,386,904.00		Tax Title Liens	30,893.39
CETA And Other Public Employment Programs		2 Residential 764 67.19 64,409,063.00		Foreclosed Property	21,200.00
MUNICIPAL FUNCTIONS TOTAL	422,850.00	3 Farm 479 23.13 22,174,208.00		Emergencies & Other Deferred Charges	18,269.64
CAPITAL IMPROVEMENTS *MEMO*	34,806.39	4a Commercial 22 3.37 3,233,000.00		State and Federal Aid Receivable	170.57
DEBT SERVICE		4b Industrial 6 .59 569,100.00		Other Receivables	222.00
Principal Payments		4c Apartments 1 .10 93,100.00		Total	1,375,225.09
Interest Payments		Total 1514 95,665,375.00		LIABILITIES, RESERVES, AND SURPLUS	
DEFERRED CHARGES	6,129.75	Land Area 28.20 Sq. Miles		Cash Liabilities	681,252.93
SCHOOL, COUNTY, SPECIAL DISTRICT TAXES	2,255,152.83	Net Valuation Taxable-Municipal	56,621,174	Reserves for Receivables	279,695.14
RESERVE FOR UNCOLLECTED TAXES	280,020.00	Net Valuation Taxable-County	54,702,266	Surplus Dec. 31, 1982	414,277.02
EXPENDITURES TOTAL	2,564,152.58	State Equalized Valuation	52,712,993	Total	1,375,225.09
		State Equalization Ratio	104.25		



Population 1980 **2,560**  
 Population 1982 **2,726**  
 S & P Rating  
 Moody Rating

General Tax Rate Per \$100. **2.68**  
 State Equalized Tax Rate **1.75**

# ALLAMUCHY TOWNSHIP - WARREN CO.

## Form of Government:

### Small Municipality Plan C (OMCL 50)

## Number of Members on Governing Body - 5

## PER CAPITA:

Gross Debt **199.93**  
 Net Debt  
 Debt Service  
 Total Tax Levy **653.97**  
 Municipal Expenditures **218.47**

## PER CENT:

Gross Debt **.62**  
 Net Debt  
 Tax Levy Collected **98.07**  
 Tax Levy Cancelled, Abated or Adjusted **.06**

EXPENDITURES		REVENUES-REALIZED		1982 PROPERTY TAX	
GENERAL GOVERNMENT				STATE EQUALIZED TAX RATE $\rightarrow$ <b>1.13</b>	
Governing Body & Public Boards		1982 Property Taxes Collected	<b>1,750,513.96</b>	Local District School Taxes	<b>1,137,001.00</b>
Municipal Clerk		1982 Payments in Lieu of Taxes	<b>38,655.41</b>	Regional & Consolidated Schaal Tax	
Financial Administration	<b>9,000.00</b>	Delinquent Tax & Lien Collections	<b>23,707.01</b>	School Taxes in Municipal Budget	
Assessment of Taxes	<b>14,920.00</b>	Business Personalty Replacement Taxes	<b>39,596.84</b>	County Taxes	<b>.56 *</b> <b>564,377.27</b>
Collection of Taxes	<b>11,350.00</b>	Taxes from Public Utilities	<b>213,320.00</b>	County Library Taxes	<b>.03</b> <b>27,977.54</b>
Planning, Hausing & Development	<b>33,528.00</b>	Other Miscellaneous Tax Revenues		Local Municipal Purpose Taxes	<b>.02</b> <b>24,841.00</b>
Human Resources		State Aid Revenues	<b>8,190.82</b>	Veteran & Senior Citizen Taxes	<b>11,300.00</b>
Elections		Federal Aid Revenues	<b>18,605.00</b>	Total Taxes for Rate Computation	<b>1.74</b> <b>1,765,496.81</b>
General Administration (other)	<b>59,050.00</b>	State and Local Fiscal Assistance Act Utilized		Special District Taxes	
JUDICIARY		Sale of Acquired Property		Bank Corp. Taxes	<b>2,639.75</b>
Municipal Courts	<b>24,540.00</b>	Other Miscellaneous Revenues	<b>166,942.04</b>	Added and Omitted Taxes	<b>25,873.70</b>
PUBLIC SAFETY		Total	<b>2,259,931.08</b>	Total Taxes Levied - ABSTRACT	<b>1,782,710.26</b>
Fire Protection	<b>37,500.00</b>	Prior Years Surplus Appropriated	<b>326,000.00</b>	Total Taxes Billed	<b>1,785,352.02</b>
Police Protection	<b>3,550.00</b>	REVENUES TOTAL	<b>2,585,931.08</b>	1982 TAXES COLLECTED	<b>1,750,913.96</b>
Civil Defense & Disaster Control	<b>700.00</b>	Reserve For Uncollected Taxes	<b>53,396.54</b>	1982 Taxes Cancelled, Abated or Adjusted	<b>1,154.00</b>
Envrinmental Inspection & Contral	<b>26,300.00</b>	CAPITAL OUTLAY TOTAL	<b>105,244.80</b>	Transfer to Tax Title Liens or Foreclosed	<b>2,683.60</b>
Other Public Safety				Balance Outstanding Dec. 31, 1982	<b>30,600.46</b>
PUBLIC WORKS				PRIOR YEARS TAXES OUTSTANDING	
Streets and Drainage	<b>113,460.00</b>	Public Enterprises		Balance January 1, 1982	<b>25,750.79</b>
Sewers and Sewage Processing		Recreation—Culture		Collected in 1982	<b>23,707.01</b>
Garbage and Trash Disposal	<b>2,000.00</b>	Public Works		Cancelled, Abated or Adjusted 1982	
Public Buildings and Grounds	<b>76,000.00</b>	Buildings and Grounds	<b>105,244.80</b>	Transfers to Tax Title Liens or Foreclosed	<b>983.15</b>
Other Public Works	<b>15,000.00</b>	Library and Education		Balance December 31, 1982	<b>1,060.63</b>
HEALTH and WELFARE		Conservation		TAX TITLE LIENS OUTSTANDING	
Health Services Except Envrinmental	<b>1,750.00</b>	All Other		Balance January 1, 1982	<b>1,934.86</b>
Welfare-Public Assistance	<b>4,400.00</b>	CAPITAL DEBT AUTHORIZED, DECEMBER 31, 1982		Transfer From Taxes	<b>3,771.09</b>
Hospitals, Clinics, First Aid	<b>3,500.00</b>	ISSUED AND UNISSUED GROSS DEBT		Redeemed in 1982	
Animal, Insect, & Radent Contral	<b>3,900.00</b>	School	<b>545,000</b>	Cancelled, Abated or Adjusted (1982)	
Other Welfare Services		Self-liquidating		Transfers to Foreclosed Property	
RECREATION and CONSERVATION		Other		Balance December 31, 1982	<b>5,705.95</b>
Beaches and Boardwalks		Total	<b>545,000</b>	PROPERTY ACQUIRED BY DEED OR FORECLOSURE	
Parks, Playgrounds, Shade Trees		ISSUED AND OUTSTANDING		Balance January 1, 1982	
Land Reclamation & Conservation		School	<b>545,000.00</b>	Transfers From Taxes or Liens	
Other Recreational Services	<b>37,000.00</b>	Self-Liquidating		Sale for Cash (1982)	
EDUCATION (excluding schaal)		Other		Cancelled, Abated or Adjusted (1982)	
Libraries		Total	<b>545,000.00</b>	Balance December 31, 1982	
Other Educational Services		EQUALIZED VALUATION BASIS FOR NET DEBT COMPUTATION	<b>88,460,795</b>	CURRENT FINANCES DECEMBER 31, 1982	
STATUTORY EXPENDITURES		REAL PROPERTY VALUATIONS		ASSETS	
Pensions & F. I. C. A	<b>18,000.00</b>	Code Class # of Parcels % VAL'N		Cash Dec. 31, 1982	<b>1,867,327.62</b>
Employee Fringe Benefits	<b>5,000.00</b>	1 Vacant Land 334 8.12	<b>5,259,900.00</b>	Taxes Receivable	<b>31,661.09</b>
Other Statutory Expenditures	<b>1,700.00</b>	2 Residential 810 75.21	<b>48,710,500.00</b>	Tax Title Liens	<b>5,705.95</b>
CETA And Other Public Employment Programs		3 Farm 172 5.55	<b>3,551,970.00</b>	Foreclosed Property	
MUNICIPAL FUNCTIONS TOTAL	<b>542,148.00</b>	4a Commercial 23 6.13	<b>3,967,300.00</b>	Emergencies & Other Deferred Charges	
CAPITAL IMPROVEMENTS *MEMO*	<b>35,000.00</b>	4b Industrial 1 .26	<b>168,200.00</b>	State and Federal Aid Receivable	
DEBT SERVICE		4c Apartments 1 4.74	<b>3,070,000.00</b>	Other Receivables	<b>1,255.00</b>
Principal Payments		Total 1341	<b>64,767,870.00</b>	Total	<b>1,905,949.66</b>
Interest Payments		Land Area 20.30 Sq. Miles		LIABILITIES, RESERVES, AND SURPLUS	
DEFERRED CHARGES		Net Valuation Taxable-Municipal	<b>65,652,176</b>	Cash Liabilities	<b>1,035,274.89</b>
SCHOOL, COUNTY, SPECIAL DISTRICT TAXES	<b>1,729,355.81</b>	Net Valuation Taxable-County	<b>56,318,734</b>	Reserves for Receivables	<b>38,622.04</b>
RESERVE FOR UNCOLLECTED TAXES	<b>53,396.54</b>	State Equalized Valuation	<b>95,919,013</b>	Surplus Dec. 31, 1982	<b>832,052.73</b>
EXPENDITURES TOTAL	<b>2,324,900.35</b>	State Equalization Ratio	<b>65.40</b>	Total	<b>1,905,949.66</b>

\*Includes County Health Service Taxes or County Vacational Schaal Taxes. See Table 13.



0201

Population 1980 **5,901**  
 Population 1982 **6,088**  
 S & P Rating **A**  
 Moody Rating **A**

General Tax Rate Per \$100.

State Equalized Tax Rate **3.33**  
**2.44**

**ALLENDALE BOROUGH - BERGEN CO.****Form of Government:****Borough Council****Number of Members on Governing Body - 6**

## PER CAPITA.

Gross Debt **821.62**  
 Net Debt **571.43**  
 Debt Service **92.44**  
 Total Tax Levy **1,026.98**  
 Municipal Expenditures **585.14**

## PER CENT:

Gross Debt **2.17**  
 Net Debt **1.51**  
 Tax Levy Collected **97.25**  
 Tax Levy Cancelled, Abated or Adjusted **.13**

EXPENDITURES		REVENUES-REALIZED		1982 PROPERTY TAX	
<b>GENERAL GOVERNMENT</b>				<b>STATE EQUALIZED TAX RATE</b> <span style="float:right">↓</span>	
Governing Body & Public Boards		1982 Property Taxes Collected	<b>6,073,617.12</b>	Local District School Taxes <b>.91</b>	<b>2,318,665.50</b>
Municipal Clerk		1982 Payments in Lieu of Taxes		Regional & Consolidated School Tax <b>.62</b>	<b>1,575,252.87</b>
Financial Administration	<b>8,000.00</b>	Delinquent Tax & Lien Collections	<b>157,712.50</b>	School Taxes in Municipal Budget	
Assessment of Taxes	<b>23,700.00</b>	Business Personalty Replacement Taxes	<b>46,442.04</b>	County Taxes <b>.35</b>	<b>900,463.12</b>
Collection of Taxes	<b>34,200.00</b>	Taxes from Public Utilities	<b>985,016.00</b>	County Library Taxes	
Planning, Housing & Development	<b>10,000.00</b>	Other Miscellaneous Tax Revenues		Local Municipal Purpose Taxes <b>.54</b>	<b>1,381,637.83</b>
Human Resources	<b>5,136.00</b>	State Aid Revenues	<b>49,063.23</b>	Veteran & Senior Citizen Taxes	<b>32,575.00</b>
Elections		Federal Aid Revenues		Total Taxes for Rate Computation <b>2.42</b>	<b>6,208,594.32</b>
General Administration (other)	<b>286,600.00</b>	State and Local Fiscal Assistance Act Utilized	<b>54,433.65</b>	Special District Taxes	
<b>JUDICIARY</b>		Sale of Acquired Property		Bank Corp. Taxes	<b>9,594.44</b>
Municipal Courts	<b>10,465.00</b>	Other Miscellaneous Revenues	<b>583,135.72</b>	Added and Omitted Taxes	<b>66,624.75</b>
<b>PUBLIC SAFETY</b>		Total	<b>7,549,420.26</b>	Total Taxes Levied - ABSTRACT	<b>6,252,238.51</b>
Fire Protection	<b>64,330.00</b>	Prior Years Surplus Appropriated	<b>650,000.00</b>	Total Taxes Billed	<b>6,245,477.17</b>
Police Protection	<b>604,339.85</b>	REVENUES TOTAL	<b>8,599,420.26</b>	1982 TAXES COLLECTED	<b>6,073,617.12</b>
Civil Defense & Disaster Control	<b>500.00</b>	Reserve For Uncollected Taxes	<b>275,727.92</b>	1982 Taxes Cancelled, Abated or Adjusted	<b>7,933.16</b>
Environmental Inspection & Control	<b>21,490.00</b>	CAPITAL OUTLAY TOTAL	<b>195,545.24</b>	Transfer to Tax Title Liens or Foreclosed	<b>103.23</b>
Other Public Safety		Public Enterprises		Balance Outstanding Dec. 31, 1982	<b>163,823.66</b>
<b>PUBLIC WORKS</b>		Recreation—Culture	<b>10,451.30</b>	<b>PRIOR YEARS TAXES OUTSTANDING</b>	
Streets and Drainage	<b>217,430.00</b>	Public Works	<b>46,117.55</b>	Balance January 1, 1982	<b>159,556.42</b>
Sewers and Sewage Processing	<b>468,172.00</b>	Buildings and Grounds	<b>138,976.39</b>	Collected in 1982	<b>157,712.50</b>
Garbage and Trash Disposal	<b>197,075.00</b>	Library and Education		Cancelled, Abated or Adjusted 1982	<b>1,843.92</b>
Public Buildings and Grounds	<b>59,300.00</b>	Conservation		Transfers to Tax Title Liens or Foreclosed	
Other Public Works	<b>126,000.00</b>	All Other		Balance December 31, 1982	
<b>HEALTH and WELFARE</b>		CAPITAL DEBT AUTHORIZED, DECEMBER 31, 1982		<b>TAX TITLE LIENS OUTSTANDING</b>	
Health Services Except Environmental	<b>19,660.00</b>	ISSUED AND UNISSUED		Balance January 1, 1982	<b>1,919.26</b>
Welfare-Public Assistance	<b>2,000.00</b>	School	<b>1,418,209</b>	Transfer From Taxes	<b>103.23</b>
Hospitals, Clinics, First Aid	<b>2,065.00</b>	Self-liquidating	<b>105,000</b>	Redeemed in 1982	
Animal, Insect, & Rodent Control		Other	<b>3,478,842</b>	Cancelled, Abated or Adjusted (1982)	
Other Welfare Services		Total	<b>5,002,052</b>	Transfers to Foreclosed Property	
<b>RECREATION and CONSERVATION</b>		ISSUED AND OUTSTANDING		Balance December 31, 1982	<b>2,022.49</b>
Beaches and Boardwalks		School	<b>1,418,209.80</b>	<b>PROPERTY ACQUIRED BY DEED OR FORECLOSURE</b>	
Parks, Playgrounds, Shade Trees	<b>66,620.00</b>	Self-Liquidating	<b>105,000.00</b>	Balance January 1, 1982	<b>4,900.00</b>
Land Reclamation & Conservation		Other	<b>3,430,000.00</b>	Transfers From Taxes or Liens	
Other Recreational Services	<b>142,600.00</b>	Total	<b>4,953,209.80</b>	Sale for Cash (1982)	
<b>EDUCATION (excluding schools)</b>		EQUALIZED VALUATION BASIS FOR NET DEBT COMPUTATION	<b>230,314,575</b>	Cancelled, Abated or Adjusted (1982)	
Libraries	<b>54,000.00</b>	REAL PROPERTY VALUATIONS		Balance December 31, 1982	<b>4,900.00</b>
Other Educational Services		Code Class # of Parcels % VAL'N		<b>CURRENT FINANCES DECEMBER 31, 1982</b>	
<b>STATUTORY EXPENDITURES</b>				<b>ASSETS</b>	
Pensions & F. I. C. A.	<b>154,039.46</b>	1 Vacant Land 120 2.14	<b>3,555,900.00</b>	Cash Dec. 31, 1982	<b>1,153,385.20</b>
Employee Fringe Benefits	<b>44,000.00</b>	2 Residential 1701 83.07	<b>153,293,100.00</b>	Taxes Receivable	<b>163,823.66</b>
Other Statutory Expenditures	<b>4,000.00</b>	3 Farm 13 .51	<b>543,700.00</b>	Tax Title Liens	<b>2,022.49</b>
CETA And Other Public Employment Programs		4a Commercial 50 12.45	<b>22,568,400.00</b>	Foreclosed Property	<b>4,900.00</b>
<b>MUNICIPAL FUNCTIONS TOTAL</b>	<b>2,705,722.31</b>	4b Industrial 7 1.83	<b>3,383,000.00</b>	Emergencies & Other Deferred Charges	
<b>CAPITAL IMPROVEMENTS *MEMO*</b>	<b>1,000.00</b>	4c Apartments		State and Federal Aid Receivable	
<b>DEBT SERVICE</b>		Total 1891	<b>184,544,100.00</b>	Other Receivables	<b>2,124.83</b>
Principal Payments	<b>255,000.00</b>	Land Area 2.80 Sq. Miles		Total	<b>1,366,256.18</b>
Interest Payments	<b>267,774.55</b>	Net Valuation Taxable-Municipal	<b>185,551,124</b>	<b>LIABILITIES, RESERVES, AND SURPLUS</b>	
<b>DEFERRED CHARGES</b>	<b>18,132.00</b>	Net Valuation Taxable-County	<b>245,040,019</b>	Cash Liabilities	<b>496,554.89</b>
SCHOOL, COUNTY, SPECIAL DISTRICT TAXES	<b>4,794,381.49</b>	State Equalized Valuation	<b>253,370,147</b>	Reserves for Receivables	<b>172,870.98</b>
RESERVE FOR UNCOLLECTED TAXES	<b>275,727.92</b>	State Equalization Ratio	<b>73.13</b>	Surplus Dec. 31, 1982	<b>656,830.31</b>
<b>EXPENDITURES TOTAL</b>	<b>8,356,738.27</b>			Total	<b>1,366,256.18</b>

Population 1980 912  
 Population 1982 904  
 S & P Rating  
 Moody Rating

General Tax Rate Per \$100. 3.76  
 State Equalized Tax Rate 1.51

# ALLENHURST BOROUGH - MONMOUTH CO.

## Form of Government:

Commission (1911)

Number of Members on Governing Body - 3

## PER CAPITA:

Gross Debt 592.23  
 Net Debt 592.23  
 Debt Service 53.39  
 Total Tax Levy 675.69  
 Municipal Expenditures 1,124.15

## PER CENT:

Gross Debt 1.54  
 Net Debt 1.54  
 Tax Levy Collected 94.38  
 Tax Levy Cancelled, Abated or Adjusted

EXPENDITURES		REVENUES-REALIZED		1982 PROPERTY TAX	
GENERAL GOVERNMENT				STATE EQUALIZED TAX RATE $\rightarrow$	
Governing Body & Public Boards				Local District School Taxes .20	78,775.00
Municipal Clerk				Regional & Consolidated School Tax	
Financial Administration	7,702.00			School Taxes in Municipal Budget	
Assessment of Taxes	10,450.00			County Taxes .49	192,354.95
Collection of Taxes	450.00			County Library Taxes .02	7,371.14
Planning, Housing & Development	1,950.00			Local Municipal Purpose Taxes .81	318,079.03
Human Resources				Veteran & Senior Citizen Taxes	5,450.00
Elections	300.00			Total Taxes for Rate Computation 1.52	602,030.12
General Administration (other)	203,164.95			Special District Taxes	
JUDICIARY				Bank Corp. Taxes	15,145.65
Municipal Courts	6,200.00			Added and Omitted Taxes	
PUBLIC SAFETY				Total Taxes Levied - ABSTRACT	611,725.77
Fire Protection	28,276.25			Total Taxes Billed	597,161.83
Police Protection	262,712.50			1982 TAXES COLLECTED	563,595.63
Civil Defense & Disaster Control	50.00			1982 Taxes Cancelled, Abated or Adjusted	
Environmental Inspection & Control	1,750.00			Transfer to Tax Title Liens or Foreclosed	3,526.74
Other Public Safety				Balance Outstanding Dec. 31, 1982	30,039.46
PUBLIC WORKS				PRIOR YEARS TAXES OUTSTANDING	
Streets and Drainage	74,366.00			Balance January 1, 1982	22,033.81
Sewers and Sewage Processing				Collected in 1982	16,527.54
Garbage and Trash Disposal	53,732.50			Cancelled, Abated or Adjusted 1982	
Public Buildings and Grounds	4,603.00			Transfers to Tax Title Liens or Foreclosed	4,705.47
Other Public Works	18,689.50			Balance December 31, 1982	800.80
HEALTH and WELFARE				TAX TITLE LIENS OUTSTANDING	
Health Services Except Environmental	2,050.00			Balance January 1, 1982	
Welfare-Public Assistance	125.00			Transfer From Taxes	9,218.47
Hospitals, Clinics, First Aid	600.00			Redeemed in 1982	
Animal, Insect, & Rodent Control				Cancelled, Abated or Adjusted (1982)	
Other Welfare Services				Transfers to Foreclosed Property	
RECREATION and CONSERVATION				Balance December 31, 1982	9,218.47
Beaches and Boardwalks	132,225.05			PROPERTY ACQUIRED BY DEED OR	
Parks, Playgrounds, Shade Trees	900.00			FORECLOSURE	
Land Reclamation & Conservation				Balance January 1, 1982	
Other Recreational Services	100.00			Transfers From Taxes or Liens	
EDUCATION (excluding schools)				Sale for Cash (1982)	
Libraries				Cancelled, Abated or Adjusted (1982)	
Other Educational Services				Balance December 31, 1982	
STATUTORY EXPENDITURES				CURRENT FINANCES DECEMBER 31, 1982	
Pensions & F. I. C. A.	84,111.94			ASSETS	
Employee Fringe Benefits	23,300.00			Cash Dec. 31, 1982	251,196.66
Other Statutory Expenditures	4,950.00			Taxes Receivable	30,840.26
CETA And Other Public Employment Programs				Tax Title Liens	9,218.47
MUNICIPAL FUNCTIONS TOTAL	922,758.69			Foreclosed Property	
CAPITAL IMPROVEMENTS *MEMO*				Emergencies & Other Deferred Charges	11,758.53
DEBT SERVICE				State and Federal Aid Receivable	
Principal Payments	33,000.00			Other Receivables	87,830.59
Interest Payments	15,263.91			Total	390,844.51
DEFERRED CHARGES	15,740.86			LIABILITIES, RESERVES, AND SURPLUS	
SCHOOL, COUNTY, SPECIAL DISTRICT TAXES	278,501.09			Cash Liabilities	107,413.55
RESERVE FOR UNCOLLECTED TAXES	29,468.37			Reserves for Receivables	120,995.25
EXPENDITURES TOTAL	1,294,732.92			Surplus Dec. 31, 1982	162,435.71
				Total	390,844.51



1302

Population 1980 1,962  
 Population 1982 1,937  
 S & P Rating  
 Moody Rating

General Tax Rate Per \$100.

4.48  
 State Equalized Tax Rate  
 2.86

**ALLENTOWN BOROUGH - MONMOUTH CO.****Form of Government:****Borough Council****Number of Members on Governing Body - 6****PER CAPITA:**

Gross Debt 1,571.69  
 Net Debt 503.74  
 Debt Service 6.70  
 Total Tax Levy 523.25  
 Municipal Expenditures 278.65

**PER CENT:**

Gross Debt 9.60  
 Net Debt 3.08  
 Tax Levy Collected 95.84  
 Tax Levy Cancelled, Abated or Adjusted .04

EXPENDITURES		REVENUES-REALIZED		1982 PROPERTY TAX	
<b>GENERAL GOVERNMENT</b>				STATE EQUALIZED TAX RATE →	
Governing Body & Public Boards		1982 Property Taxes Collected	566,281.53	Local District School Taxes	
Municipal Clerk		1982 Payments in Lieu of Taxes		Regional & Consolidated School Tax	1.76
Financial Administration	11,082.00	Delinquent Tax & Lien Collections	39,515.40	School Taxes in Municipal Budget	
Assessment of Taxes	10,212.00	Business Personalty Replacement Taxes	7,196.44	County Taxes	.51 *
Collection of Taxes	8,700.00	Taxes from Public Utilities	69,197.00	County Library Taxes	.02
Planning, Housing & Development	6,330.00	Other Miscellaneous Tax Revenues		Local Municipal Purpose Taxes	.58
Human Resources	100.00	State Aid Revenues	24,931.73	Veteran & Senior Citizen Taxes	
Elections	900.00	Federal Aid Revenues		Total Taxes for Rate Computation	2.87
General Administration (other)	73,049.98	State and Local Fiscal Assistance Act Utilized	18,867.00	Special District Taxes	
<b>JUDICIARY</b>		Sale of Acquired Property		Bank Corp Taxes	6,731.92
Municipal Courts	18,964.00	Other Miscellaneous Revenues	210,763.17	Added and Omitted Taxes	228.04
<b>PUBLIC SAFETY</b>		Total	1,336,752.27	Total Taxes Levied - ABSTRACT	1,013,534.71
Fire Protection	24,029.00	Prior Years Surplus Appropriated	157,600.00	Total Taxes Billed	1,008,205.41
Police Protection	127,937.90	REVENUES	1,494,352.27	1982 TAXES COLLECTED	966,281.53
Civil Defense & Disaster Control	500.00	Reserve For Uncollected Taxes	86,136.28	1982 Taxes Cancelled, Aboted or Adjusted	404.57
Environmental Inspection & Control	9,288.00	CAPITAL OUTLAY	497,683.82	Transfer to Tax Title Liens or Foreclosed	3,923.76
Other Public Safety		Total	51,017.69	Balance Outstanding Dec. 31, 1982	37,595.55
<b>PUBLIC WORKS</b>		Public Enterprises	443,125.86	<b>PRIOR YEARS TAXES OUTSTANDING</b>	
Streets and Drainage	46,705.00	Recreation—Culture	1,455.60	Balance January 1, 1982	33,918.98
Sewers and Sewage Processing		Buildings and Grounds	2,084.67	Collected in 1982	32,309.11
Gorbage and Trash Disposol	40,600.00	Library and Education		Cancelled, Aboted or Adjusted 1982	
Public Buildings and Grounds	16,759.00	Conservation		Transfers to Tax Title Liens or Foreclosed	1,609.87
Other Public Works		All Other		Balance December 31, 1982	
<b>HEALTH and WELFARE</b>		CAPITAL DEBT AUTHORIZED, DECEMBER 31, 1982		<b>TAX TITLE LIENS OUTSTANDING</b>	
Health Services Except Environmental	50.00	ISSUED AND UNISSUED		Balance January 1, 1982	12,969.32
Welfare-Public Assistance	3,398.00	School	469,087	Transfer From Taxes	5,747.99
Hospitals, Clinics, First Aid		Self-liquidating	1,440,277	Redeemed in 1982	7,206.29
Animal, Insect, & Rodent Control		Other	1,134,994	Cancelled, Aboted or Adjusted (1982)	
Other Welfare Services		Total	3,044,359	Transfers to Foreclosed Property	
<b>RECREATION and CONSERVATION</b>		ISSUED AND OUTSTANDING		Balance December 31, 1982	11,511.02
Beaches and Boardwalks		School	469,087.46	<b>PROPERTY ACQUIRED BY DEED OR FORECLOSURE</b>	
Parks, Playgrounds, Shade Trees	100.00	Self-Liquidating	1,096,477.53	Balance January 1, 1982	8,700.00
Land Reclamation & Conservation	1,250.00	Other	1,019,200.00	Transfers From Taxes or Liens	
Other Recreational Services	6,287.07	Total	2,584,764.99	Sole for Cash (1982)	
<b>EDUCATION (excluding schools)</b>		EQUALIZED VALUATION BASIS		Cancelled, Aboted or Adjusted (1982)	
Libraries	4,600.00	FOR NET DEBT COMPUTATION	31,703,363	Balance December 31, 1982	8,700.00
Other Educational Services		REAL PROPERTY VALUATIONS		<b>CURRENT FINANCES DECEMBER 31, 1982</b>	
<b>STATUTORY EXPENDITURES</b>		Code Class # of Parcels % VAL'N		<b>ASSETS</b>	
Pensions & F. I. C. A.	26,900.00	1 Vacant Land 27 .40	88,000.00	Cash Dec. 31, 1982	388,752.31
Employee Fringe Benefits	8,357.02	2 Residential 528 84.99	18,506,950.00	Taxes Receivable	37,595.55
Other Statutory Expenditures		3 Farm 5 .10	22,550.00	Tax Title Liens	11,511.02
<b>CETA And Other Public Employment Programs</b>		4a Commercial 37 10.02	2,181,450.00	Foreclosed Property	8,700.00
<b>MUNICIPAL FUNCTIONS</b>		4b Industrial		Emergencies & Other Deferred Charges	7,150.00
<b>CAPITAL IMPROVEMENTS</b>	<b>*MEMU*</b>	4c Apartments 2 4.49	977,300.00	State and Federal Aid Receivable	808.40
<b>DEBT SERVICE</b>		Total 599	21,776,250.00	Other Receivables	7,356.55
Principal Payments	3,000.00	Land Area .60 Sq. Miles		Total	461,873.83
Interest Payments	9,975.00	Net Valuation Taxable-Municipal	22,449,383	<b>LIABILITIES, RESERVES, AND SURPLUS</b>	
<b>DEFERRED CHARGES</b>		Net Valuation Taxable-County	32,577,944	Cash Liabilities	44,259.37
<b>SCHOOL, COUNTY, SPECIAL DISTRICT TAXES</b>		State Equalized Valuation	34,821,243	Reserves for Receivables	65,163.12
<b>RESERVE FOR UNCOLLECTED TAXES</b>		State Equalization Ratio	63.77	Surplus Dec. 31, 1982	352,451.34
<b>EXPENDITURES</b>	<b>TOTAL</b>			Total	461,873.83

1981/3000

\*Includes County Health Service Taxes or County Vocational School Taxes. See Table 13.



Population 1980 2,680  
 Population 1982 2,720  
 S & P Rating  
 Moody Rating

General Tax Rate Per \$100.

4.18

State Equalized Tax Rate

2.15

## ALLOWAY TOWNSHIP - SALEM COUNTY

## Form of Government:

## Township Committee

## Number of Members on Governing Body - 3

## PER CAPITA:

Gross Debt 93.75  
 Net Debt 49.63  
 Debt Service 3.68  
 Total Tax Levy 404.81  
 Municipal Expenditures 189.21

## PER CENT:

Gross Debt .55  
 Net Debt .29  
 Tax Levy Collected 85.15  
 Tax Levy Cancelled, Abated or Adjusted .43

EXPENDITURES		REVENUES-REALIZED		1982 PROPERTY TAX	
GENERAL GOVERNMENT				STATE EQUALIZED TAX RATE $\rightarrow$ 1.36	
Governing Body & Public Boards		1982 Property Taxes Collected	936,529.88	Local District School Taxes	691,690.00
Municipal Clerk		1982 Payments in Lieu of Taxes		Regional & Consolidated School Tax	
Financial Administration	10,800.00	Delinquent Tax & Lien Collections	122,266.76	School Taxes in Municipal Budget	
Assessment of Taxes	7,420.85	Business Personalty Replacement Taxes	29,017.88	County Taxes	400,404.26
Collection of Taxes	10,600.00	Taxes from Public Utilities	238,996.00	County Library Taxes	
Planning, Housing & Development	6,355.00	Other Miscellaneous Tax Revenues		Local Municipal Purpose Taxes	
Human Resources		State Aid Revenues	17,898.46	Veteran & Senior Citizen Taxes	39,125.00
Elections	566.22	Federal Aid Revenues		Total Taxes for Rate Computation	1,131,219.26
General Administration (other)	76,000.00	State and Local Fiscal Assistance Act Utilized	23,105.19	Special District Taxes	
JUDICIARY		Sale of Acquired Property	5,935.00	Bank Corp. Taxes	2,864.66
Municipal Courts	10,901.25	Other Miscellaneous Revenues	63,488.78	Added and Omitted Taxes	6,127.13
PUBLIC SAFETY		Total	1,437,237.95	Total Taxes Levied - ABSTRACT	1,101,086.05
Fire Protection	6,650.00	Prior Years Surplus Appropriated	101,902.17	Total Taxes Billed	1,099,840.72
Police Protection	33,839.00	REVENUES TOTAL	1,539,140.12	1982 TAXES COLLECTED	936,529.88
Civil Defense & Disaster Control	1,500.00	Reserve For Uncollected Taxes	139,750.00	1982 Taxes Cancelled, Abated or Adjusted	4,678.75
Environmental Inspection & Control	7,400.00			Transfer to Tax Title Liens or Foreclosed	11,809.28
Other Public Safety				Balance Outstanding Dec. 31, 1982	146,822.81
PUBLIC WORKS		CAPITAL OUTLAY TOTAL	1,388.93	PRIOR YEARS TAXES OUTSTANDING	
Streets and Drainage	140,415.89	Public Enterprises		Balance January 1, 1982	121,150.71
Sewers and Sewage Processing		Recreation—Culture		Collected in 1982	113,329.76
Garbage and Trash Disposal	3,900.00	Public Works		Cancelled, Abated or Adjusted 1982	
Public Buildings and Grounds	12,800.11	Buildings and Grounds	1,388.93	Transfers to Tax Title Liens or Foreclosed	5,338.93
Other Public Works	3,000.00	Library and Education		Balance December 31, 1982	2,482.02
HEALTH and WELFARE		Conservation		TAX TITLE LIENS OUTSTANDING	
Health Services Except Environmental	890.00	All Other		Balance January 1, 1982	17,490.56
Welfare-Public Assistance	7,670.04			Transfer From Taxes	17,747.33
Hospitals, Clinics, First Aid	1,300.00			Redeemed in 1982	8,937.00
Animal, Insect, & Rodent Control	6,400.00			Cancelled, Abated or Adjusted (1982)	32.40
Other Welfare Services				Transfers to Foreclosed Property	
RECREATION and CONSERVATION				Balance December 31, 1982	26,268.49
Beaches and Boardwalks				PROPERTY ACQUIRED BY DEED OR FORECLOSURE	
Parks, Playgrounds, Shade Trees	1,800.00			Balance January 1, 1982	172,500.00
Land Reclamation & Conservation				Transfers From Taxes or Liens	
Other Recreational Services	100.00			Sale for Cash (1982)	5,935.00
EDUCATION (excluding schools)				Cancelled, Abated or Adjusted (1982)	155,910.00
Libraries				Balance December 31, 1982	10,655.00
Other Educational Services	300.00			CURRENT FINANCES DECEMBER 31, 1982	
STATUTORY EXPENDITURES				ASSETS	
Pensions & F. I. C. A.	9,755.39			Cash Dec. 31, 1982	385,454.26
Employee Fringe Benefits	2,822.89			Taxes Receivable	149,304.83
Other Statutory Expenditures	1,088.52			Tax Title Liens	26,268.49
CETA And Other Public Employment Programs				Foreclosed Property	10,655.00
MUNICIPAL FUNCTIONS TOTAL	364,275.16			Emergencies & Other Deferred Charges	3,018.41
CAPITAL IMPROVEMENTS *MEMO*				State and Federal Aid Receivable	5,456.74
DEBT SERVICE				Other Receivables	1,907.10
Principal Payments	10,000.00			Total	582,064.83
Interest Payments				LIABILITIES, RESERVES, AND SURPLUS	
DEFERRED CHARGES	632.57			Cash Liabilities	80,574.33
SCHOOL, COUNTY, SPECIAL DISTRICT TAXES	1,092,094.26			Reserves for Receivables	188,135.42
RESERVE FOR UNCOLLECTED TAXES	139,750.00			Surplus Dec. 31, 1982	313,355.08
EXPENDITURES TOTAL	1,606,751.99			Total	582,064.83

Population 1980 2,644  
 Population 1982 2,653  
 S & P Rating  
 Moody Rating

General Tax Rate Per \$100.

2.31  
 State Equalized Tax Rate  
 2.19

## ALPHA BOROUGH - WARREN COUNTY

## Form of Government:

## Borough Council

## Number of Members on Governing Body - 6

## PER CAPITA

Gross Debt 418.47  
 Net Debt 152.73  
 Debt Service 10.41  
 Total Tax Levy 392.40  
 Municipal Expenditures 205.21

## PER CENT

Gross Debt 2.48  
 Net Debt .90  
 Tax Levy Collected 96.30  
 Tax Levy Cancelled, Abated or Adjusted .77

EXPENDITURES		REVENUES-REALIZED		1982 PROPERTY TAX	
GENERAL GOVERNMENT		1982 Property Taxes Collected		STATE EQUALIZED TAX RATE 1.32	
Governing Body & Public Boards		1982 Payments in Lieu of Taxes	1,001,883.55	Local District School Taxes	627,993.00
Municipal Clerk		Delinquent Tax & Lien Collections	29,362.22	Regional & Consolidated School Tax	
Financial Administration	8,600.00	Business Personalty Replacement Taxes	32,495.36	School Taxes in Municipal Budget	
Assessment of Taxes	10,600.00	Taxes from Public Utilities	123,237.71	County Taxes	275,643.65
Collection of Taxes	6,000.00	Other Miscellaneous Tax Revenues		County Library Taxes	
Planning, Housing & Development	4,850.00	State Aid Revenues	24,914.12	Local Municipal Purpose Taxes	133,930.42
Human Resources		Federal Aid Revenues		Veteran & Senior Citizen Taxes	44,050.00
Elections	650.00	State and Local Fiscal Assistance Act Utilized	25,290.00	Total Taxes for Rate Computation	1,081,617.07
General Administration (other)	86,470.00	Sale of Acquired Property		Special District Taxes	
JUDICIARY		Other Miscellaneous Revenues	57,620.47	Bank Corp. Taxes	3,027.02
Municipal Courts	5,550.00	Prior Years Surplus Appropriated	185,000.00	Added and Omitted Taxes	440.63
PUBLIC SAFETY		REVENUES TOTAL	1,519,803.43	Total Taxes Levied - ABSTRACT	1,041,034.72
Fire Protection	17,724.00	Reserve For Uncollected Taxes	99,685.04	Total Taxes Billed	1,040,415.79
Police Protection	76,000.00	CAPITAL OUTLAY TOTAL	303,101.84	1982 TAXES COLLECTED	1,001,883.55
Civil Defense & Disaster Control	100.00	Public Enterprises	287,726.47	1982 Taxes Cancelled, Abated or Adjusted	8,018.83
Environmental Inspection & Control	5,200.00	Recreation—Culture		Transfer to Tax Title Liens or Foreclosed	5,583.27
Other Public Safety		Public Works	10,385.37	Balance Outstanding Dec. 31, 1982	24,930.14
PUBLIC WORKS		Buildings and Grounds	4,550.00	PRIOR YEARS TAXES OUTSTANDING	
Streets and Drainage	92,519.68	Library and Education		Balance January 1, 1982	32,731.95
Sewers and Sewage Processing		Conservation		Collected in 1982	29,073.80
Garbage and Trash Disposal	31,350.00	All Other		Cancelled, Abated or Adjusted 1982	136.56
Public Buildings and Grounds	15,500.00	CAPITAL DEBT AUTHORIZED, DECEMBER 31, 1982		Transfers to Tax Title Liens or Foreclosed	3,521.59
Other Public Works	5,000.00	ISSUED AND UNISSUED		Balance December 31, 1982	
HEALTH and WELFARE		SCHOOL	120,000	TAX TITLE LIENS OUTSTANDING	
Health Services Except Environmental	700.00	Self-liquidating	989,000	Balance January 1, 1982	5,924.49
Welfare-Public Assistance	400.00	Other	1,192	Transfer From Taxes	9,635.48
Hospitals, Clinics, First Aid		Total	1,110,192	Redeemed in 1982	288.42
Animal, Insect, & Rodent Control		ISSUED AND OUTSTANDING		Cancelled, Abated or Adjusted (1982)	
Other Welfare Services		SCHOOL	120,000.00	Transfers to Foreclosed Property	
RECREATION and CONSERVATION		Self-Liquidating	989,000.00	Balance December 31, 1982	15,271.55
Beaches and Boardwalks		Other	1,192.63	PROPERTY ACQUIRED BY DEED OR FORECLOSURE	
Parks, Playgrounds, Shade Trees		Total	1,110,192.63	Balance January 1, 1982	192.50
Land Reclamation & Conservation		EQUALIZED VALUATION BASIS		Transfers From Taxes or Liens	
Other Recreational Services		FOR NET DEBT COMPUTATION	44,851,410	Sale for Cash (1982)	
EDUCATION (excluding schools)		REAL PROPERTY VALUATIONS		Cancelled, Abated or Adjusted (1982)	
Libraries	14,900.00	Code Class # of Parcels % VAL'N		Balance December 31, 1982	192.50
Other Educational Services		1 Vacant Land 102 2.11	543,900.00	CURRENT FINANCES DECEMBER 31, 1982	
STATUTORY EXPENDITURES		2 Residential 734 75.10	33,597,450.00	ASSETS	
Pensions & F. I. C. A.	28,100.00	3 Farm 13 1.19	533,200.00	Cash Dec. 31, 1982	751,966.68
Employee Fringe Benefits		4a Commercial 47 8.60	3,848,500.00	Taxes Receivable	24,930.14
Other Statutory Expenditures	1,600.00	4b Industrial 14 8.32	3,720,000.00	Tax Title Liens	15,271.55
CETA And Other Public Employment Programs		4c Apartments 5 4.68	2,092,100.00	Foreclosed Property	192.50
MUNICIPAL FUNCTIONS TOTAL	411,813.68	Total 915	44,725,150.00	Emergencies & Other Deferred Charges	12,458.26
CAPITAL IMPROVEMENTS *MEMC*	5,000.00	Land Area 1.70 Sq. Miles		State and Federal Aid Receivable	1,970.09
DEBT SERVICE		Net Valuation Taxable-Municipal	45,001,089	Other Receivables	1,970.61
Principal Payments	24,000.00	Net Valuation Taxable-County	47,175,934	Total	808,759.83
Interest Payments	3,606.20	State Equalized Valuation	47,491,763	LIABILITIES, RESERVES, AND SURPLUS	
DEFERRED CHARGES	5,322.83	State Equalization Ratio	54.73	Cash Liabilities	486,399.66
SCHOOL, COUNTY, SPECIAL DISTRICT TAXES	903,636.65			Reserves for Receivables	42,364.80
RESERVE FOR UNCOLLECTED TAXES	99,685.04			Surplus Dec. 31, 1982	279,995.37
EXPENDITURES TOTAL	1,448,064.04			Total	808,759.83



Population 1980 **1,549**  
 Population 1982 **1,574**  
 S & P Rating  
 Moody Rating

General Tax Rate Per \$100.

State Equalized Tax Rate **2.85**  
**1.09**

## ALPINE BOROUGH - BERGEN COUNTY

## Form of Government:

## Borough Council

Number of Members on Governing Body - 6

## PER CAPITA:

Gross Debt **69.89**  
 Net Debt  
 Debt Service  
 Total Tax Levy **1,297.41**  
 Municipal Expenditures **678.91**

## PER CENT:

Gross Debt **.07**  
 Net Debt  
 Tax Levy Collected **93.50**  
 Tax Levy Cancelled, Abated  
 or Adjusted **.03**

EXPENDITURES		REVENUES-REALIZED		1982 PROPERTY TAX	
GENERAL GOVERNMENT		1982 Property Taxes Collected		STATE EQUALIZED TAX RATE	
Governing Body & Public Boards			<b>1,910,859.81</b>	Local District School Taxes	<b>.55</b>
Municipal Clerk		1982 Payments in Lieu of Taxes		Regional & Consolidated School Tax	
Financial Administration	<b>13,240.00</b>	Delinquent Tax & Lien Collections	<b>50,196.36</b>	School Taxes in Municipal Budget	
Assessment of Taxes	<b>7,904.00</b>	Business Personalty Replacement Taxes	<b>14,812.48</b>	County Taxes	<b>.31</b>
Collection of Taxes	<b>6,224.00</b>	Taxes from Public Utilities	<b>269,307.00</b>	County Library Taxes	
Planning, Housing & Development	<b>6,302.00</b>	Other Miscellaneous Tax Revenues		Local Municipal Purpose Taxes	<b>.23</b>
Human Resources		State Aid Revenues	<b>9,437.98</b>	Veteran & Senior Citizen Taxes	
Elections	<b>611.65</b>	Federal Aid Revenues		Total Taxes for Rate Computation	<b>1.09</b>
General Administration (other)	<b>84,665.91</b>	State and Local Fiscal Assistance Act Utilized	<b>9,960.00</b>	Special District Taxes	
JUDICIARY		Sole of Acquired Property		Bank Corp. Taxes	
Municipal Courts	<b>7,000.00</b>	Other Miscellaneous Revenues	<b>195,352.14</b>	Added and Omitted Taxes	
PUBLIC SAFETY		Total	<b>2,499,925.77</b>	Total Taxes Levied - ABSTRACT	<b>12,977.13</b>
Fire Protection	<b>38,988.00</b>	Prior Years Surplus Appropriated	<b>181,215.38</b>	Total Taxes Billed	<b>2,042,120.02</b>
Police Protection	<b>357,189.27</b>	REVENUES	<b>2,681,141.15</b>	1982 TAXES COLLECTED	<b>1,910,859.81</b>
Civil Defense & Disaster Control		Reserve For Uncollected Taxes	<b>155,231.85</b>	1982 Taxes Cancelled, Abated or Adjusted	<b>575.80</b>
Environmental Inspection & Control	<b>13,262.00</b>	CAPITAL OUTLAY	<b>1,561.43</b>	Transfer to Tax Title Liens or Foreclosed	<b>3,596.70</b>
Other Public Safety		TOTAL		Balance Outstanding Dec. 31, 1982	<b>128,698.10</b>
PUBLIC WORKS				PRIOR YEARS TAXES OUTSTANDING	
Streets and Drainage	<b>61,720.79</b>	Public Enterprises		Balance January 1, 1982	<b>93,180.32</b>
Sewers and Sewage Processing		Recreation—Culture		Collected in 1982	<b>90,196.36</b>
Gorbage and Trash Disposal		Public Works	<b>1,561.43</b>	Cancelled, Abated or Adjusted 1982	
Public Buildings and Grounds	<b>15,863.00</b>	Buildings and Grounds		Transfers to Tax Title Liens or Foreclosed	<b>2,852.34</b>
Other Public Works	<b>92,280.08</b>	Library and Education		Balance December 31, 1982	<b>131.62</b>
HEALTH and WELFARE		Conservation		TAX TITLE LIENS OUTSTANDING	
Health Services Except Environmental	<b>14,380.00</b>	All Other		Balance January 1, 1982	<b>1,266.85</b>
Welfare-Public Assistance	<b>700.00</b>	CAPITAL DEBT AUTHORIZED, DECEMBER 31, 1982		Transfer From Taxes	<b>6,975.35</b>
Hospitals, Clinics, First Aid		ISSUED AND UNISSUED		Redeemed in 1982	
Animal, Insect, & Rodent Control	<b>23,185.00</b>	School	<b>110,000</b>	Cancelled, Abated or Adjusted (1982)	
Other Welfare Services		Self-liquidating		Transfers to Foreclosed Property	
RECREATION and CONSERVATION		Other		Balance December 31, 1982	<b>8,242.20</b>
Beaches and Boardwalks		Total	<b>110,000</b>	PROPERTY ACQUIRED BY DEED OR	
Parks, Playgrounds, Shode Trees	<b>1,300.00</b>	ISSUED AND OUTSTANDING		FORECLOSURE	
Land Reclamation & Conservation	<b>225.00</b>	School	<b>110,000.00</b>	Balance January 1, 1982	
Other Recreational Services	<b>1,189.92</b>	Self-Liquidating		Transfers From Taxes or Liens	
EDUCATION (excluding schools)		Other		Sale for Cash (1982)	
Libraries		Total	<b>110,000.00</b>	Cancelled, Abated or Adjusted (1982)	
Other Educational Services		EQUALIZED VALUATION BASIS		Balance December 31, 1982	
STATUTORY EXPENDITURES		FOR NET DEBT COMPUTATION	<b>156,605,107</b>	CURRENT FINANCES DECEMBER 31, 1982	
Pensions & F. I. C. A.	<b>54,966.20</b>	REAL PROPERTY VALUATIONS		ASSETS	
Employee Fringe Benefits	<b>24,000.00</b>	Code Class # of Parcels % VAL'N		Cash Dec. 31, 1982	<b>909,296.28</b>
Other Statutory Expenditures		1 Vacant Land 127 9.02	<b>6,403,400.00</b>	Taxes Receivable	<b>128,829.72</b>
CETA And Other Public Employment Programs		2 Residential 456 83.35	<b>59,189,975.00</b>	Tax Title Liens	<b>8,242.20</b>
MUNICIPAL FUNCTIONS		3 Form		Foreclosed Property	
CAPITAL IMPROVEMENTS	<b>*MEMO*</b>	4a Commercial 30 7.63	<b>5,418,350.00</b>	Emergencies & Other Deferred Charges	<b>44,766.10</b>
DEBT SERVICE		4b Industrial		State and Federal Aid Receivable	<b>144.10</b>
Principal Payments		4c Apartments		Other Receivables	<b>7,337.17</b>
Interest Payments		Total	<b>71,011,725.00</b>	Total	<b>1,098,615.57</b>
DEFERRED CHARGES	<b>88,170.55</b>	Land Area 6.20 Sq. Miles		LIABILITIES, RESERVES, AND SURPLUS	
SCHOOL, COUNTY, SPECIAL DISTRICT TAXES	<b>1,607,365.90</b>	Net Valuation Taxable-Municipal	<b>71,254,501</b>	Cash Liabilities	<b>216,665.58</b>
RESERVE FOR UNCOLLECTED TAXES	<b>155,231.85</b>	Net Valuation Taxable-County	<b>158,808,155</b>	Reserves for Receivables	<b>144,409.09</b>
EXPENDITURES	<b>2,675,965.12</b>	State Equalized Valuation	<b>185,217,314</b>	Surplus Dec. 31, 1982	<b>737,540.90</b>
TOTAL		State Equalization Ratio	<b>38.39</b>	Total	<b>1,098,615.57</b>



1901

Population 1980 892  
 Population 1982 886  
 S & P Rating  
 Moody Rating

General Tax Rate Per \$100.

2.88  
 State Equalized Tax Rate  
 1.97

## ANDOVER BOROUGH - SUSSEX COUNTY

Form of Government:

Borough Council

Number of Members on Governing Body - 6

PER CAPITA:

Gross Debt 72.93  
 Net Debt  
 Debt Service  
 Total Tax Levy 426.71  
 Municipal Expenditures 219.53

PER CENT:

Gross Debt .39  
 Net Debt  
 Tax Levy Collected 88.31  
 Tax Levy Cancelled, Abated  
 or Adjusted

EXPENDITURES		REVENUES-REALIZED		1982 PROPERTY TAX	
GENERAL GOVERNMENT				STATE EQUALIZED TAX RATE →	
Governing Body & Public Boards		1982 Property Taxes Collected	332,126.73	Local District School Taxes	
Municipal Clerk		1982 Payments in Lieu of Taxes		Regional & Consolidated School Tax	1.42
Financial Administration	5,460.00	Delinquent Tax & Lien Collections	39,279.50	School Taxes in Municipal Budget	
Assessment of Taxes	3,350.00	Business Personalty Replacement Taxes	12,634.40	County Taxes	.51 *
Collection of Taxes	4,400.00	Taxes from Public Utilities	90,801.00	County Library Taxes	.03
Planning, Housing & Development	5,682.97	Other Miscellaneous Tax Revenues		Local Municipal Purpose Taxes	
Human Resources		State Aid Revenues	5,629.08	Veteran & Senior Citizen Taxes	
Elections		Federal Aid Revenues		Total Taxes for Rate Computation	1.96
General Administration (other)	32,400.00	State and Local Fiscal Assistance Act Utilized	6,285.00	Special District Taxes	
JUDICIARY		Sale of Acquired Property		Bank Corp. Taxes	
Municipal Courts	6,500.00	Other Miscellaneous Revenues	55,523.86	Added and Omitted Taxes	
PUBLIC SAFETY		Total	542,279.57	Total Taxes Levied - ABSTRACT	378,061.43
Fire Protection	16,000.00	Prior Years Surplus Appropriated	100,000.00	Total Taxes Billed	376,106.83
Police Protection	9,300.00	REVENUES TOTAL	642,279.57	1982 TAXES COLLECTED	332,126.73
Civil Defense & Disaster Control	260.00	Reserve For Uncollected Taxes	44,234.00	1982 Taxes Cancelled, Abated or Adjusted	
Environmental Inspection & Control	3,000.00			Transfer to Tax Title Liens or Foreclosed	
Other Public Safety				Balance Outstanding Dec. 31, 1982	43,980.10
PUBLIC WORKS		CAPITAL OUTLAY TOTAL		PRIOR YEARS TAXES OUTSTANDING	
Streets and Drainage	15,624.24	Public Enterprises		Balance January 1, 1982	50,625.73
Sewers and Sewage Processing		Recreation—Culture		Collected in 1982	39,279.50
Garbage and Trash Disposal	3,000.00	Public Works		Cancelled, Abated or Adjusted 1982	
Public Buildings and Grounds	12,254.28	Buildings and Grounds		Transfers to Tax Title Liens or Foreclosed	
Other Public Works		Library and Education		Balance December 31, 1982	11,346.23
HEALTH and WELFARE		Conservation		TAX TITLE LIENS OUTSTANDING	
Health Services Except Environmental	5,100.00	All Other		Balance January 1, 1982	
Welfare-Public Assistance	2,575.00			Transfer From Taxes	
Hospitals, Clinics, First Aid	300.00	CAPITAL DEBT AUTHORIZED, DECEMBER 31, 1982		Redeemed in 1982	
Animal, Insect, & Rodent Control	1,250.00	ISSUED AND UNISSUED GROSS DEBT NET DEBT		Cancelled, Abated or Adjusted (1982)	
Other Welfare Services		School 64,615		Transfers to Foreclosed Property	
RECREATION and CONSERVATION		Self-liquidating		Balance December 31, 1982	
Beaches and Boardwalks		Other		PROPERTY ACQUIRED BY DEED OR	
Parks, Playgrounds, Shade Trees	5,923.51	Total 64,615		FORECLOSURE	
Land Reclamation & Conservation		ISSUED AND OUTSTANDING		Balance January 1, 1982	
Other Recreational Services	1,600.00	School 19,795.53		Transfers From Taxes or Liens	
EDUCATION (excluding schools)		Self-liquidating		Sale for Cash (1982)	
Libraries		Other		Cancelled, Abated or Adjusted (1982)	
Other Educational Services		Total 19,795.53		Balance December 31, 1982	
STATUTORY EXPENDITURES		EQUALIZED VALUATION BASIS FOR NET DEBT COMPUTATION	16,565,043	CURRENT FINANCES DECEMBER 31, 1982	
Pensions & F. I. C. A.	4,485.00	REAL PROPERTY VALUATIONS		ASSETS	
Employee Fringe Benefits		Code Class # of Parcels % VAL'N ASSESSED VALUATION		Cash Dec. 31, 1982	335,010.09
Other Statutory Expenditures	515.00	1 Vacant Land 47 2.60 331,500.00		Taxes Receivable	55,326.33
CETA And Other Public Employment Programs		2 Residential 189 63.96 8,165,330.00		Tax Title Liens	
MUNICIPAL FUNCTIONS TOTAL	138,980.00	3 Farm 21 2.89 368,200.00		Foreclosed Property	
CAPITAL IMPROVEMENTS *MEMC*	3,000.00	4a Commercial 44 25.39 3,241,800.00		Emergencies & Other Deferred Charges	351.00
DEBT SERVICE		4b Industrial 3 2.58 329,300.00		State and Federal Aid Receivable	
Principal Payments		4c Apartments 2 2.59 321,000.00		Other Receivables	326.82
Interest Payments		Total 306 12,767,130.00		Total	391,014.24
DEFERRED CHARGES	11,289.47	Land Area 1.40 Sq. Miles		LIABILITIES, RESERVES, AND SURPLUS	
SCHOOL, COUNTY, SPECIAL DISTRICT TAXES	376,106.83	Net Valuation Taxable-Municipal	13,077,741	Cash Liabilities	84,713.12
RESERVE FOR UNCOLLECTED TAXES	44,234.00	Net Valuation Taxable-County	16,691,977	Reserves for Receivables	55,653.15
EXPENDITURES TOTAL	570,610.30	State Equalized Valuation	19,001,435	Surplus Dec. 31, 1982	250,647.97
		State Equalization Ratio	68.31	Total	391,014.24

\*Includes County Health Service Taxes or County Vocational School Taxes. See Table 13.

Population 1980 4,506  
 Population 1982 4,563  
 S & P Rating  
 Moody Rating

General Tax Rate Per \$100.

6.51  
 State Equalized Tax Rate  
 2.31

## ANDOVER TOWNSHIP - SUSSEX COUNTY

## Form of Government:

## Township Committee

## Number of Members on Governing Body - 5

## PER CAPITA:

Gross Debt 307.04  
 Net Debt 207.46  
 Debt Service 17.30  
 Total Tax Levy 648.99  
 Municipal Expenditures 251.87

## PER CENT:

Gross Debt 1.20  
 Net Debt .81  
 Tax Levy Collected 93.96  
 Tax Levy Cancelled, Abated  
 or Adjusted .12

EXPENDITURES		REVENUES-REALIZED		1982 PROPERTY TAX	
GENERAL GOVERNMENT				STATE EQUALIZED TAX RATE →	
Governing Body & Public Boards		1982 Property Taxes Collected	2,785,634.69	Local District School Taxes	
Municipal Clerk		1982 Payments in Lieu of Taxes		Regional & Consolidated School Tax	1.50
Financial Administration	11,120.00	Delinquent Tax & Lien Collections	196,663.53	School Taxes in Municipal Budget	
Assessment of Taxes	18,800.00	Business Personalty Replacement Taxes	62,434.28	County Taxes	.56 *
Collection of Taxes	15,395.00	Taxes from Public Utilities	234,377.00	County Library Taxes	.03
Planning, Housing & Development	41,000.00	Other Miscellaneous Tax Revenues		Local Municipal Purpose Taxes	.22
Human Resources		State Aid Revenues	22,651.16	Veteran & Senior Citizen Taxes	
Elections		Federal Aid Revenues		Total Taxes for Rate Computation	2.31
General Administration (other)	179,270.00	State and Local Fiscal Assistance Act Utilized	37,582.00	Special District Taxes	
JUDICIARY		Sale of Acquired Property		Bank Corp. Taxes	212.30
Municipal Courts	14,000.00	Other Miscellaneous Revenues	194,171.63	Added and Omitted Taxes	18,219.74
PUBLIC SAFETY		Total	3,533,514.29	Total Taxes Levied - ABSTRACT	2,961,340.24
Fire Protection	10,630.00	Prior Years Surplus Appropriated	360,000.00	Total Taxes Billed	2,964,833.56
Police Protection	236,354.00	REVENUES TOTAL	3,853,514.29	1982 TAXES COLLECTED	2,785,634.69
Civil Defense & Disaster Control	1,100.00	Reserve For Uncollected Taxes	222,391.77	1982 Taxes Cancelled, Abated or Adjusted	3,673.19
Environmental Inspection & Control	27,000.00	CAPITAL OUTLAY TOTAL	365,038.71	Transfer to Tax Title Liens or Foreclosed	26,518.31
Other Public Safety				Balance Outstanding Dec. 31, 1982	149,007.37
PUBLIC WORKS				PRIOR YEARS TAXES OUTSTANDING	
Streets and Drainage	125,190.00	Public Enterprises		Balance January 1, 1982	179,442.74
Sewers and Sewage Processing		Recreation—Culture	206,071.04	Collected in 1982	167,597.04
Garbage and Trash Disposal	6,500.00	Public Works	107,814.98	Cancelled, Abated or Adjusted 1982	6.68
Public Buildings and Grounds	42,500.00	Buildings and Grounds	51,152.69	Transfers to Tax Title Liens or Foreclosed	10,724.58
Other Public Works	500.00	Library and Education		Balance December 31, 1982	1,114.44
HEALTH and WELFARE		Conservation		TAX TITLE LIENS OUTSTANDING	
Health Services Except Environmental	25,600.00	All Other		Balance January 1, 1982	29,457.04
Welfare-Public Assistance	3,200.00	CAPITAL DEBT AUTHORIZED, DECEMBER 31, 1982		Transfer From Taxes	38,361.66
Hospitals, Clinics, First Aid		ISSUED AND UNISSUED GROSS DEBT NET DEBT		Redeemed in 1982	29,066.49
Animal, Insect, & Rodent Control	1,500.00	School 454,384		Cancelled, Abated or Adjusted (1982)	321.37
Other Welfare Services		Self-liquidating 946,633	946,633	Transfers to Foreclosed Property	1,969.25
RECREATION and CONSERVATION		Other 946,633	946,633	Balance December 31, 1982	36,461.59
Beaches and Boardwalks		Total 1,401,017		PROPERTY ACQUIRED BY DEED OR	
Parks, Playgrounds, Shade Trees	17,000.00	ISSUED AND OUTSTANDING		FORECLOSURE	
Land Reclamation & Conservation		School 454,384.39		Balance January 1, 1982	78,530.75
Other Recreational Services		Self-Liquidating		Transfers From Taxes or Liens	1,969.25
EDUCATION (excluding schools)		Other 803,100.00		Sale for Cash (1982)	
Libraries		Total 1,257,484.39		Cancelled, Abated or Adjusted (1982)	11,600.00
Other Educational Services		EQUALIZED VALUATION BASIS		Balance December 31, 1982	68,900.00
STATUTORY EXPENDITURES		FOR NET DEBT COMPUTATION	116,487,281	CURRENT FINANCES DECEMBER 31, 1982	
Pensions & F. I. C. A.	60,872.00	REAL PROPERTY VALUATIONS		ASSETS	
Employee Fringe Benefits		Code Class # of Parcels % VAL'N		Cash Dec. 31, 1982	808,313.18
Other Statutory Expenditures	2,000.00	1 Vacant Land 382 6.43	2,897,630.00	Taxes Receivable	150,121.81
CETA And Other Public Employment Programs		2 Residential 1174 66.96	30,151,315.00	Tax Title Liens	36,461.59
MUNICIPAL FUNCTIONS TOTAL	839,531.00	3 Farm 178 5.20	2,339,836.00	Foreclosed Property	68,900.00
CAPITAL IMPROVEMENTS *MEMO*	500.00	4a Commercial 71 18.60	8,376,120.00	Emergencies & Other Deferred Charges	33,600.00
DEBT SERVICE		4b Industrial 7 1.48	665,000.00	State and Federal Aid Receivable	4,285.56
Principal Payments	42,000.00	4c Apartments 10 1.34	601,900.00	Other Receivables	3,653.78
Interest Payments	36,940.00	Total 1822	45,031,801.00	Total	1,105,335.92
DEFERRED CHARGES	8,400.00	Land Area 21.20 Sq. Miles		LIABILITIES, RESERVES, AND SURPLUS	
SCHOOL, COUNTY, SPECIAL DISTRICT TAXES	2,661,487.55	Net Valuation Taxable-Municipal	45,262,885	Cash Liabilities	471,236.90
RESERVE FOR UNCOLLECTED TAXES	222,391.77	Net Valuation Taxable-County	122,187,097	Reserves for Receivables	259,137.18
EXPENDITURES TOTAL	3,810,750.32	State Equalized Valuation	126,938,685	Surplus Dec. 31, 1982	374,961.84
		State Equalization Ratio	35.54	Total	1,105,335.92



Population 1980 **17,015**  
 Population 1982 **16,712**  
 S & P Rating  
 Moody Rating **A**

General Tax Rate Per \$100.  
**5.91**  
 State Equalized Tax Rate  
**5.50**

# ASBURY PARK CITY – MONMOUTH CO.

## Form of Government:

**Council-Manager (1923)**

**Number of Members on Governing Body – 5**

## PER CAPITA:

Gross Debt **620.14**  
 Net Debt **224.43**  
 Debt Service **38.77**  
 Total Tax Levy **490.51**  
 Municipal Expenditures **604.08**

## PER CENT:

Gross Debt **7.88**  
 Net Debt **2.85**  
 Tax Levy Collected **87.02**  
 Tax Levy Cancelled, Abated  
 or Adjusted

EXPENDITURES		REVENUES-REALIZED		1982 PROPERTY TAX	
<b>GENERAL GOVERNMENT</b>				<b>STATE EQUALIZED TAX RATE</b>	
Governing Body & Public Boards		1982 Property Taxes Collected	<b>7,108,210.14</b>	Local District School Taxes	<b>1.87</b>
Municipal Clerk		1982 Payments in Lieu of Taxes	<b>173,288.64</b>	Regional & Consolidated School Tax	
Financial Administration	<b>215,475.25</b>	Delinquent Tax & Lien Collections	<b>872,679.08</b>	School Taxes in Municipal Budget	<b>.03</b>
Assessment of Taxes	<b>66,172.47</b>	Business Personalty Replacement Taxes	<b>486,405.09</b>	County Taxes	<b>.55</b>
Collection of Taxes	<b>60,073.82</b>	Taxes from Public Utilities	<b>842,072.00</b>	County Library Taxes	
Planning, Housing & Development	<b>5,100.00</b>	Other Miscellaneous Tax Revenues		Local Municipal Purpose Taxes	<b>3.05</b>
Human Resources	<b>567,026.09</b>	State Aid Revenues	<b>1,202,141.59</b>	Veteran & Senior Citizen Taxes	
Elections	<b>5,000.00</b>	Federal Aid Revenues		Total Taxes for Rate Computation	<b>5.50</b>
General Administration (other)	<b>936,503.12</b>	State and Local Fiscal Assistance Act Utilized	<b>545,206.00</b>	Special District Taxes	
<b>JUDICIARY</b>		Sale of Acquired Property	<b>5,818.54</b>	Bank Corp. Taxes	<b>28,424.88</b>
Municipal Courts	<b>119,142.87</b>	Other Miscellaneous Revenues	<b>873,182.08</b>	Added and Omitted Taxes	<b>4,571.05</b>
<b>PUBLIC SAFETY</b>		Total	<b>12,109,003.16</b>	Total Taxes Levied - ABSTRACT	<b>8,197,359.34</b>
Fire Protection	<b>1,268,400.62</b>	Prior Years Surplus Appropriated	<b>377,000.00</b>	Total Taxes Billed	<b>8,168,934.46</b>
Police Protection	<b>1,772,495.00</b>	<b>REVENUES</b>	<b>12,486,003.16</b>	1982 TAXES COLLECTED	<b>7,108,210.14</b>
Civil Defense & Disaster Control	<b>2,655.34</b>	Reserve For Uncollected Taxes	<b>1,204,627.05</b>	1982 Taxes Cancelled, Abated or Adjusted	
Environmental Inspection & Control		<b>CAPITAL OUTLAY</b>	<b>135,178.48</b>	Transfer to Tax Title Liens or Foreclosed	<b>213,305.49</b>
Other Public Safety		Total		Balance Outstanding Dec. 31, 1982	<b>847,418.83</b>
<b>PUBLIC WORKS</b>				<b>PRIOR YEARS TAXES OUTSTANDING</b>	
Streets and Drainage	<b>677,449.74</b>	Public Enterprises		Balance January 1, 1982	<b>786,838.64</b>
Sewers and Sewage Processing	<b>295,821.86</b>	Recreation—Culture		Collected in 1982	<b>598,758.52</b>
Gorbage and Trash Disposal	<b>494,066.83</b>	Public Works		Cancelled, Abated or Adjusted 1982	<b>1,909.23</b>
Public Buildings and Grounds	<b>71,714.16</b>	Buildings and Grounds	<b>135,178.48</b>	Transfers to Tax Title Liens or Foreclosed	<b>186,170.89</b>
Other Public Works	<b>39,387.68</b>	Library and Education		Balance December 31, 1982	
<b>HEALTH and WELFARE</b>		Conservation		<b>TAX TITLE LIENS OUTSTANDING</b>	
Health Services Except Environmental	<b>231,923.32</b>	All Other		Balance January 1, 1982	<b>671,245.76</b>
Welfare-Public Assistance	<b>73,510.58</b>	<b>CAPITAL DEBT AUTHORIZED, DECEMBER 31, 1982</b>		Transfer From Taxes	<b>348,613.27</b>
Hospitals, Clinics, First Aid		<b>ISSUED AND UNISSUED</b>	<b>GROSS DEBT</b>	Redeemed in 1982	<b>273,920.56</b>
Animal, Insect, & Rodent Control		School	<b>5,403,000</b>	Cancelled, Abated or Adjusted (1982)	
Other Welfare Services		Self-liquidating	<b>10,000</b>	Transfers to Foreclosed Property	<b>124,335.85</b>
<b>RECREATION and CONSERVATION</b>		Other	<b>4,950,750</b>	Balance December 31, 1982	<b>621,602.62</b>
Beaches and Boardwalks		Total	<b>10,363,750</b>	<b>PROPERTY ACQUIRED BY DEED OR FORECLOSURE</b>	
Parks, Playgrounds, Shade Trees	<b>54,963.70</b>	<b>ISSUED AND OUTSTANDING</b>		Balance January 1, 1982	<b>992,450.00</b>
Land Reclamation & Conservation		School	<b>4,819,000.00</b>	Transfers From Taxes or Liens	
Other Recreational Services	<b>45,000.00</b>	Self-Liquidating	<b>10,000.00</b>	Sale for Cash (1982)	
<b>EDUCATION (excluding schools)</b>		Other	<b>4,855,000.00</b>	Cancelled, Abated or Adjusted (1982)	
Libraries	<b>157,600.00</b>	Total	<b>9,684,000.00</b>	Balance December 31, 1982	<b>992,450.00</b>
Other Educational Services		<b>EQUALIZED VALUATION BASIS</b>		<b>CURRENT FINANCES DECEMBER 31, 1982</b>	
<b>STATUTORY EXPENDITURES</b>		<b>FOR NET DEBT COMPUTATION</b>	<b>131,484,021</b>	<b>ASSETS</b>	
Pensions & F. I. C. A.	<b>1,045,095.23</b>	<b>REAL PROPERTY VALUATIONS</b>		Cash Dec. 31, 1982	<b>849,578.38</b>
Employee Fringe Benefits		<b>Code Class # of Parcels % VAL'N</b>	<b>ASSESSED VALUATION</b>	Taxes Receivable	<b>847,418.83</b>
Other Statutory Expenditures		1 Vacant Land 186 1.02	<b>1,287,650.00</b>	Tax Title Liens	<b>621,602.62</b>
CETA And Other Public Employment Programs		2 Residential 2193 46.89	<b>59,052,850.00</b>	Foreclosed Property	<b>992,450.00</b>
<b>MUNICIPAL FUNCTIONS</b>	<b>8,204,577.68</b>	3 Farm		Emergencies & Other Deferred Charges	<b>33,000.00</b>
<b>CAPITAL IMPROVEMENTS *MEMC*</b>		4a Commercial 412 20.36	<b>25,639,050.00</b>	State and Federal Aid Receivable	<b>61,436.97</b>
<b>DEBT SERVICE</b>		4b Industrial 7 .81	<b>1,026,300.00</b>	Other Receivables	<b>74,063.01</b>
Principal Payments	<b>272,000.00</b>	4c Apartments 343 30.91	<b>38,932,600.00</b>	Total	<b>3,479,549.81</b>
Interest Payments	<b>375,900.50</b>	Total 3141	<b>125,938,450.00</b>	<b>LIABILITIES, RESERVES, AND SURPLUS</b>	
<b>TYPE I SCHL DEBT *MEMC</b>	<b>258,693.00</b>	Land Area 1.50 Sq. Miles		Cash Liabilities	<b>718,695.35</b>
<b>DEFERRED CHARGES</b>	<b>38,239.89</b>	Net Valuation Taxable-Municipal	<b>138,069,181</b>	Reserves for Receivables	<b>2,535,534.46</b>
<b>SCHOOL, COUNTY, SPECIAL DISTRICT TAXES</b>	<b>3,632,549.32</b>	Net Valuation Taxable-County	<b>153,903,798</b>	Surplus Dec. 31, 1982	<b>225,320.00</b>
<b>RESERVE FOR UNCOLLECTED TAXES</b>	<b>1,204,627.05</b>	State Equalized Valuation	<b>147,577,548</b>	Total	<b>3,479,549.81</b>
<b>EXPENDITURES</b>	<b>13,727,894.44</b>	State Equalization Ratio	<b>92.98</b>		



Population 1980 **40,199**  
 Population 1982 **37,140**  
 S & P Rating **A-**  
 Moody Rating **BAA**

General Tax Rate Per \$100. **4.50**  
 State Equalized Tax Rate **2.55**

# ATLANTIC CITY - ATLANTIC COUNTY

## Form of Government:

**Mayor-Council Plan D (OMCL 50)**

**Number of Members on Governing Body - 5**

## PER CAPITA:

Gross Debt **761.87**  
 Net Debt **615.99**  
 Debt Service **70.05**  
 Total Tax Levy **1,857.85**  
 Municipal Expenditures **2,082.45**

## PER CENT:

Gross Debt **1.18**  
 Net Debt **.95**  
 Tax Levy Collected **89.27**  
 Tax Levy Cancelled, Abated or Adjusted **2.07**

EXPENDITURES		REVENUES-REALIZED		1982 PROPERTY TAX	
<b>GENERAL GOVERNMENT</b>				<b>STATE EQUALIZED TAX RATE</b> → <b>.51</b>	
Governing Body & Public Boards	4,010,342.66	1982 Property Taxes Collected	61,577,787.83	Local District School Taxes	13,751,604.00
Municipal Clerk	340,897.80	1982 Payments in Lieu of Taxes	313,538.94	Regional & Consolidated School Tax	
Financial Administration	795,808.99	Delinquent Tax & Lien Collections	14,859,232.40	School Taxes in Municipal Budget	
Assessment of Taxes	359,811.01	Business Personalty Replacement Taxes	1,699,035.12	County Taxes	13,668,361.61
Collection of Taxes	463,406.48	Taxes from Public Utilities	5,632,884.00	County Library Taxes	
Planning, Housing & Development	712,630.58	Other Miscellaneous Tax Revenues	1,160.57	Local Municipal Purpose Taxes	41,323,954.11
Human Resources	332,362.34	State Aid Revenues	2,611,802.52	Veteran & Senior Citizen Taxes	361,600.00
Elections		Federal Aid Revenues	56,011.92	Total Taxes for Rate Computation	69,105,519.72
General Administration (other)	6,300,732.10	State and Local Fiscal Assistance Act Utilized	1,099,026.00	Special District Taxes	
<b>JUDICIARY</b>		Sale of Acquired Property		Bank Corp. Taxes	23,154.37
Municipal Courts	533,418.89	Other Miscellaneous Revenues	12,520,513.49	Added and Omitted Taxes	233,592.66
<b>PUBLIC SAFETY</b>		Total	100,370,992.79	Total Taxes Levied - ABSTRACT	69,000,666.75
Fire Protection	9,244,623.39	Prior Years Surplus Appropriated	3,800,000.00	Total Taxes Billed	68,977,512.38
Police Protection	16,132,512.29	<b>REVENUES</b>	<b>TOTAL</b>	1982 TAXES COLLECTED	61,577,787.83
Civil Defense & Disaster Control	63,207.21	Reserve For Uncollected Taxes	12,424,217.96	1982 Taxes Cancelled, Abated or Adjusted	1,425,575.78
Environmental Inspection & Control	1,919,487.13	<b>CAPITAL OUTLAY</b>	<b>TOTAL</b>	Transfer to Tax Title Liens or Foreclosed	1,067,050.12
Other Public Safety	56,180.59		2,849,459.75	Balance Outstanding Dec. 31, 1982	4,907,098.65
<b>PUBLIC WORKS</b>		Public Enterprises	258,845.65	<b>PRIOR YEARS TAXES OUTSTANDING</b>	
Streets and Drainage	528,883.61	Recreation—Culture		Balance January 1, 1982	9,611,211.45
Sewers and Sewage Processing	1,784,995.02	Public Works	2,590,614.10	Collected in 1982	7,670,703.80
Garbage and Trash Disposal		Buildings and Grounds		Cancelled, Abated or Adjusted 1982	
Public Buildings and Grounds	4,124,269.98	Library and Education		Transfers to Tax Title Liens or Foreclosed	1,544,469.03
Other Public Works	880,640.35	Conservation		Balance December 31, 1982	396,038.62
<b>HEALTH and WELFARE</b>		All Other		<b>TAX TITLE LIENS OUTSTANDING</b>	
Health Services Except Environmental	1,714,688.39	<b>CAPITAL DEBT AUTHORIZED, DECEMBER 31, 1982</b>		Balance January 1, 1982	8,260,409.87
Welfare-Public Assistance	545,752.50	<b>ISSUED AND UNISSUED</b>	<b>GROSS DEBT</b>	Transfer From Taxes	2,894,135.98
Hospitals, Clinics, First Aid		School	3,826,000	Redeemed in 1982	7,188,528.60
Animal, Insect, & Rodent Control	114,910.82	Self-liquidating	866,000	Cancelled, Abated or Adjusted (1982)	
Other Welfare Services		Other	23,603,800	Transfers to Foreclosed Property	210,298.67
<b>RECREATION and CONSERVATION</b>		Total	28,295,800	Balance December 31, 1982	3,755,718.58
Beaches and Boardwalks	907,062.87	<b>ISSUED AND OUTSTANDING</b>		<b>PROPERTY ACQUIRED BY DEED OR FORECLOSURE</b>	
Parks, Playgrounds, Shade Trees	677,393.69	School	3,826,000.00	Balance January 1, 1982	7,270,673.33
Land Reclamation & Conservation	31,011.55	Self-Liquidating	391,000.00	Transfers From Taxes or Liens	210,298.67
Other Recreational Services	485,716.90	Other	16,128,445.00	Sale for Cash (1982)	
<b>EDUCATION (excluding schools)</b>		Total	20,345,445.00	Cancelled, Abated or Adjusted (1982)	
Libraries	588,814.29	<b>EQUALIZED VALUATION BASIS</b>		Balance December 31, 1982	7,480,972.00
Other Educational Services	133,685.98	<b>FOR NET DEBT COMPUTATION</b>	2,396,106.167	<b>CURRENT FINANCES DECEMBER 31, 1982</b>	
<b>STATUTORY EXPENDITURES</b>		<b>REAL PROPERTY VALUATIONS</b>		<b>ASSETS</b>	
Pensions & F. I. C. A.	5,600,112.64	Code Class # of Parcels % VAL'N	ASSESSED VALUATION	Cash Dec. 31, 1982	20,935,796.04
Employee Fringe Benefits		1 Vacant Land 3165 9.66	146,344,085.00	Taxes Receivable	5,303,137.27
Other Statutory Expenditures	308,000.00	2 Residential 8897 10.93	165,450,850.00	Tax Title Liens	3,755,718.58
<b>CETA And Other Public Employment Programs</b>		3 Farm		Foreclosed Property	7,480,972.80
<b>MUNICIPAL FUNCTIONS</b>		4a Commercial 2070 77.26	1,169,957,235.00	Emergencies & Other Deferred Charges	717,784.56
<b>CAPITAL IMPROVEMENTS *MEMO*</b>	<b>100,000.00</b>	4b Industrial 23 .13	1,934,900.00	State and Federal Aid Receivable	43,940.77
<b>DEBT SERVICE</b>		4c Apartments 284 2.03	30,655,900.00	Other Receivables	6,512,212.26
Principal Payments	965,000.00	Total	1,514,382,970.00	Total	44,749,562.28
Interest Payments	1,636,621.99	Land Area 11.84 Sq. Miles		<b>LIABILITIES, RESERVES, AND SURPLUS</b>	
<b>TYPE I SCHL DEBT *MEMO</b>	<b>456,357.50</b>	Net Valuation Taxable-Municipal	1,528,128,057	Cash Liabilities	6,466,702.81
<b>DEFERRED CHARGES</b>	<b>2,625,150.29</b>	Net Valuation Taxable-County	3,238,646,288	Reserves for Receivables	22,700,305.39
<b>SCHOOL, COUNTY, SPECIAL DISTRICT TAXES</b>	<b>27,419,965.61</b>	State Equalized Valuation	2,686,610,485	Surplus Dec. 31, 1982	15,582,554.08
<b>RESERVE FOR UNCOLLECTED TAXES</b>	<b>12,424,217.96</b>	State Equalization Ratio	56.66	Total	44,749,562.28
<b>EXPENDITURES</b>	<b>TOTAL</b>				

Population 1980 4,950  
 Population 1982 4,907  
 S & P Rating  
 Moody Rating A

General Tax Rate Per \$100.

4.85  
 State Equalized Tax Rate  
 2.87

## ATLANTIC HIGHLANDS - MONMOUTH CO.

## Form of Government:

## Borough Council

## Number of Members on Governing Body - 6

## PER CAPITA:

Gross Debt 702.54  
 Net Debt 256.71  
 Debt Service 44.81  
 Total Tax Levy 688.44  
 Municipal Expenditures 379.86

## PER CENT:

Gross Debt 3.27  
 Net Debt 1.20  
 Tax Levy Collected 94.89  
 Tax Levy Cancelled, Abated or Adjusted 4.5

EXPENDITURES		REVENUES-REALIZED		1982 PROPERTY TAX	
GENERAL GOVERNMENT		1982 Property Taxes Collected		STATE EQUALIZED TAX RATE	
Governing Body & Public Boards		1982 Payments in Lieu of Taxes	3,202,736.44	Local District School Taxes	.61
Municipal Clerk		Delinquent Tax & Lien Collections	125,233.11	Regional & Consolidated School Tax	.96
Financial Administration	13,712.00	Business Personalty Replacement Taxes	33,875.44	School Taxes in Municipal Budget	
Assessment of Taxes	58,244.00	Taxes from Public Utilities	212,513.00	County Taxes	.51
Collection of Taxes	35,752.00	Other Miscellaneous Tax Revenues		County Library Taxes	.02
Planning, Housing & Development	9,365.00	State Aid Revenues	63,234.70	Local Municipal Purpose Taxes	.78
Human Resources		Federal Aid Revenues		Veteran & Senior Citizen Taxes	
Elections	1,300.00	State and Local Fiscal Assistance Act Utilized	39,813.12	Total Taxes for Rate Computation	2.88
General Administration (other)	157,467.90	Sale of Acquired Property		Special District Taxes	
JUDICIARY		Other Miscellaneous Revenues	232,538.29	Bank Corp. Taxes	
Municipal Courts	23,723.00	Total	3,519,944.10	Added and Omitted Taxes	
PUBLIC SAFETY		Prior Years Surplus Appropriated	310,000.00	Total Taxes Levied - ABSTRACT	3,378,199.49
Fire Protection	25,525.00	REVENUES	4,229,944.10	Total Taxes Billed	3,375,268.23
Police Protection	407,030.00	Reserve For Uncollected Taxes	305,036.22	1982 TAXES COLLECTED	3,202,736.44
Civil Defense & Disaster Control	1,500.00	CAPITAL OUTLAY	737,736.10	1982 Taxes Cancelled, Abated or Adjusted	15,300.28
Environmental Inspection & Control	10,465.00			Transfer to Tax Title Liens or Foreclosed	18,319.79
Other Public Safety				Balance Outstanding Dec. 31, 1982	138,911.72
PUBLIC WORKS				PRIOR YEARS TAXES OUTSTANDING	
Streets and Drainage	154,250.98	Public Enterprises	509,001.40	Balance January 1, 1982	138,649.27
Sewers and Sewage Processing	13,000.00	Recreation—Culture		Collected in 1982	129,860.21
Garbage and Trash Disposal	74,550.00	Public Works	112,863.20	Cancelled, Abated or Adjusted 1982	147.31
Public Buildings and Grounds	77,255.00	Buildings and Grounds	115,871.50	Transfers to Tax Title Liens or Foreclosed	5,531.84
Other Public Works	37,000.00	Library and Education		Balance December 31, 1982	3,109.91
HEALTH and WELFARE		Conservation		TAX TITLE LIENS OUTSTANDING	
Health Services Except Environmental	1,500.00	All Other		Balance January 1, 1982	15,722.10
Welfare-Public Assistance	2,050.00	CAPITAL DEBT AUTHORIZED, DECEMBER 31, 1982		Transfer From Taxes	24,445.39
Hospitals, Clinics, First Aid		ISSUED AND UNISSUED		Redeemed in 1982	5,372.90
Animal, Insect, & Rodent Control		SCHOOL	218,647	Cancelled, Abated or Adjusted (1982)	
Other Welfare Services		Self-liquidating	1,969,000	Transfers to Foreclosed Property	
RECREATION and CONSERVATION		Other	1,259,700	Balance December 31, 1982	34,794.59
Beaches and Boardwalks		Total	3,447,347	PROPERTY ACQUIRED BY DEED OR FORECLOSURE	
Parks, Playgrounds, Shade Trees	18,694.00	ISSUED AND OUTSTANDING		Balance January 1, 1982	59,420.00
Land Reclamation & Conservation		SCHOOL	218,647.05	Transfers From Taxes or Liens	
Other Recreational Services	2,000.00	Self-Liquidating	1,950,000.00	Sale for Cash (1982)	3,270.00
EDUCATION (excluding schools)		Other	1,187,400.00	Cancelled, Abated or Adjusted (1982)	
Libraries	15,305.00	Total	3,356,047.05	Balance December 31, 1982	56,150.00
Other Educational Services		EQUALIZED VALUATION BASIS		CURRENT FINANCES DECEMBER 31, 1982	
STATUTORY EXPENDITURES		FOR NET DEBT COMPUTATION	105,263,320	ASSETS	
Pensions & F. I. C. A.	116,327.98	REAL PROPERTY VALUATIONS		Cash Dec. 31, 1982	508,250.74
Employee Fringe Benefits	39,000.00	Code Class # of Parcels % VAL'N		Taxes Receivable	142,021.63
Other Statutory Expenditures	4,000.00	1 Vacant Land 193 2.49	1,657,600.00	Tax Title Liens	34,794.59
CETA And Other Public Employment Programs		2 Residential 1375 79.59	54,300,800.00	Foreclosed Property	56,150.00
MUNICIPAL FUNCTIONS		3 Farm 1	200.00	Emergencies & Other Deferred Charges	50,000.00
CAPITAL IMPROVEMENTS	*MEMO*	4a Commercial 92 11.51	7,853,900.00	State and Federal Aid Receivable	2,732.10
DEBT SERVICE		4b Industrial 3 .42	287,600.00	Other Receivables	3,905.02
Principal Payments	120,500.00	4c Apartments 9 5.99	4,084,100.00	Total	797,854.08
Interest Payments	59,399.37	Total	68,224,200.00	LIABILITIES, RESERVES, AND SURPLUS	
DEFERRED CHARGES		Land Area 1.20 Sq. Miles		Cash Liabilities	173,838.02
SCHOOL, COUNTY, SPECIAL DISTRICT TAXES	2,454,953.37	Net Valuation Taxable-Municipal	69,480,266	Reserves for Receivables	236,871.24
RESERVE FOR UNCOLLECTED TAXES	305,036.22	Net Valuation Taxable-County	109,448,759	Surplus Dec. 31, 1982	387,144.82
EXPENDITURES		State Equalized Valuation	116,616,567	Total	797,854.08
TOTAL	4,318,905.82	State Equalization Ratio	59.14		



0401

Population 1980 9,533  
 Population 1982 9,556  
 S & P Rating A-  
 Moody Rating A

General Tax Rate Per \$100. 5.31  
 State Equalized Tax Rate 3.09

## AUDUBON BOROUGH - CAMDEN COUNTY

Form of Government:

Commission (1911)

Number of Members on Governing Body - 3

PER CAPITA:

Gross Debt 398.18  
 Net Debt 94.08  
 Debt Service 10.47  
 Total Tax Levy 535.51  
 Municipal Expenditures 240.35

PER CENT:

Gross Debt 2.53  
 Net Debt .60  
 Tax Levy Collected 97.97  
 Tax Levy Cancelled, Abated or Adjusted .13

EXPENDITURES		REVENUES-REALIZED		1982 PROPERTY TAX	
GENERAL GOVERNMENT				STATE EQUALIZED TAX RATE → 1.66	
Governing Body & Public Boards				Local District School Taxes 2,749,089.25	
Municipal Clerk				Regional & Consolidated School Tax	
Financial Administration	12,100.00			School Taxes in Municipal Budget	
Assessment of Taxes	9,625.00			County Taxes 1.09 *	
Collection of Taxes	67,625.74			County Library Taxes	
Planning, Housing & Development	7,000.00			Local Municipal Purpose Taxes .34	
Human Resources	2,000.00			Veteran & Senior Citizen Taxes	
Elections	8,600.00			Total Taxes for Rate Computation 3.09	
General Administration (other)	254,318.73			Special District Taxes	
JUDICIARY				Bank Corp. Taxes	
Municipal Courts	33,567.00			Added and Omitted Taxes	
PUBLIC SAFETY				Total Taxes Levied - ABSTRACT	
Fire Protection	58,050.00			Total Taxes Billed	
Police Protection	412,859.69			1982 TAXES COLLECTED	
Civil Defense & Disaster Control	3,692.00			1982 Taxes Cancelled, Abated or Adjusted	
Environmental Inspection & Control	6,100.00			Transfer to Tax Title Liens or Foreclosed	
Other Public Safety				Balance Outstanding Dec. 31, 1982	
PUBLIC WORKS				PRIOR YEARS TAXES OUTSTANDING	
Streets and Drainage	182,057.00			Balance January 1, 1982	
Sewers and Sewage Processing	73,973.35			Collected in 1982	
Garbage and Trash Disposal	243,110.14			Cancelled, Abated or Adjusted 1982	
Public Buildings and Grounds	18,520.40			Transfers to Tax Title Liens or Foreclosed	
Other Public Works	80,074.00			Balance December 31, 1982	
HEALTH and WELFARE				TAX TITLE LIENS OUTSTANDING	
Health Services Except Environmental	3,225.00			Balance January 1, 1982	
Welfare-Public Assistance	3,700.00			Transfer From Taxes	
Hospitals, Clinics, First Aid				Redeemed in 1982	
Animal, Insect, & Rodent Control				Cancelled, Abated or Adjusted (1982)	
Other Welfare Services				Transfers to Foreclosed Property	
RECREATION and CONSERVATION				Balance December 31, 1982	
Beaches and Boardwalks				PROPERTY ACQUIRED BY DEED OR FORECLOSURE	
Parks, Playgrounds, Shade Trees	41,924.60			Balance January 1, 1982	
Land Reclamation & Conservation				Transfers From Taxes or Liens	
Other Recreational Services	6,850.00			Sale for Cash (1982)	
EDUCATION (excluding schools)				Cancelled, Abated or Adjusted (1982)	
Libraries	52,418.00			Balance December 31, 1982	
Other Educational Services	200.00			CURRENT FINANCES DECEMBER 31, 1982	
STATUTORY EXPENDITURES				ASSETS	
Pensions & F. I. C. A.	168,275.96			Cash Dec. 31, 1982	
Employee Fringe Benefits	49,250.00			Taxes Receivable	
Other Statutory Expenditures	10,000.00			Tax Title Liens	
CETA And Other Public Employment Programs				Foreclosed Property	
MUNICIPAL FUNCTIONS TOTAL	1,809,116.61			Emergencies & Other Deferred Charges	
CAPITAL IMPROVEMENTS *MEMO*	37,413.22			State and Federal Aid Receivable	
DEBT SERVICE				Other Receivables	
Principal Payments	48,300.00			Total	
Interest Payments	51,741.28			LIABILITIES, RESERVES, AND SURPLUS	
DEFERRED CHARGES	64,941.92			Cash Liabilities	
SCHOOL, COUNTY, SPECIAL DISTRICT TAXES	4,544,418.36			Reserves for Receivables	
RESERVE FOR UNCOLLECTED TAXES	322,717.10			Surplus Dec. 31, 1982	
EXPENDITURES TOTAL	6,841,235.27			Total	



0402

Population 1980 1,274  
 Population 1982 1,275  
 S & P Rating  
 Moody Rating

General Tax Rate Per \$100.

State Equalized Tax Rate 5.32  
 5.37

## AUDUBON PARK BOROUGH — CAMDEN CO.

## Form of Government:

## Borough Council

## Number of Members on Governing Body — 6

PER CAPITA:

Gross Debt  
 Net Debt  
 Debt Service  
 Total Tax Levy 161.73  
 Municipal Expenditures 133.82

PER CENT:

Gross Debt  
 Net Debt  
 Tax Levy Collected 100.00  
 Tax Levy Cancelled, Abated  
 or Adjusted

EXPENDITURES		REVENUES-REALIZED		1982 PROPERTY TAX	
GENERAL GOVERNMENT				STATE EQUALIZED TAX RATE	
Governing Body & Public Boards		1982 Property Taxes Collected	206,315.42	Local District School Taxes 2.00	76,661.00
Municipal Clerk		1982 Payments in Lieu of Taxes		Regional & Consolidated School Tax	
Financial Administration	7,002.00	Delinquent Tax & Lien Collections		School Taxes in Municipal Budget	
Assessment of Taxes	725.00	Business Personalty Replacement Taxes	8,899.36	County Taxes 1.25 *	47,824.79
Collection of Taxes	388.00	Taxes from Public Utilities	18,259.00	County Library Taxes .03	1,101.00
Planning, Housing & Development		Other Miscellaneous Tax Revenues		Local Municipal Purpose Taxes 2.10	80,624.00
Human Resources		State Aid Revenues	29,439.68	Veteran & Senior Citizen Taxes	
Elections	1,820.00	Federal Aid Revenues		Total Taxes for Rate Computation 5.38	206,210.79
General Administration (other)	25,959.00	State and Local Fiscal Assistance Act Utilized	6,936.00	Special District Taxes	
JUDICIARY		Sale of Acquired Property		Bank Corp. Taxes	
Municipal Courts	6,010.00	Other Miscellaneous Revenues	12,826.58	Added and Omitted Taxes	
PUBLIC SAFETY		Total	282,676.04	Total Taxes Levied - ABSTRACT	206,210.79
Fire Protection	6,600.00	Prior Years Surplus Appropriated	36,665.96	Total Taxes Billed	206,315.42
Police Protection	50,982.00	REVENUES TOTAL	319,342.00	1982 TAXES COLLECTED	206,315.42
Civil Defense & Disaster Control	50.00	Reserve For Uncollected Taxes		1982 Taxes Cancelled, Abated or Adjusted	
Environmental Inspection & Control		CAPITAL OUTLAY TOTAL		Transfer to Tax Title Liens or Foreclosed	
Other Public Safety				Balance Outstanding Dec. 31, 1982	
PUBLIC WORKS				PRIOR YEARS TAXES OUTSTANDING	
Streets and Drainage	750.00	Public Enterprises		Balance January 1, 1982	
Sewers and Sewage Processing		Recreation—Culture		Collected in 1982	
Garbage and Trash Disposal		Public Works		Cancelled, Abated or Adjusted 1982	
Public Buildings and Grounds		Buildings and Grounds		Transfers to Tax Title Liens or Foreclosed	
Other Public Works		Library and Education		Balance December 31, 1982	
HEALTH and WELFARE		Conservation		TAX TITLE LIENS OUTSTANDING	
Health Services Except Environmental	2,033.00	All Other		Balance January 1, 1982	
Welfare-Public Assistance	1,390.75	CAPITAL DEBT AUTHORIZED, DECEMBER 31, 1982		Transfer From Taxes	
Hospitals, Clinics, First Aid		ISSUED AND UNISSUED GROSS DEBT NET DEBT		Redeemed in 1982	
Animal, Insect, & Rodent Control		School		Cancelled, Abated or Adjusted (1982)	
Other Welfare Services		Self-liquidating		Transfers to Foreclosed Property	
RECREATION and CONSERVATION		Other		Balance December 31, 1982	
Beaches and Boardwalks		Total		PROPERTY ACQUIRED BY DEED OR	
Parks, Playgrounds, Shade Trees	600.00	ISSUED AND OUTSTANDING		FORECLOSURE	
Land Reclamation & Conservation		School		Balance January 1, 1982	
Other Recreational Services	1,735.39	Self-Liquidating		Transfers From Taxes or Liens	
EDUCATION (excluding schools)		Other		Sale for Cash (1982)	
Libraries	2,642.00	Total		Cancelled, Abated or Adjusted (1982)	
Other Educational Services		EQUALIZED VALUATION BASIS		Balance December 31, 1982	
STATUTORY EXPENDITURES		FOR NET DEBT COMPUTATION	3,712.676	CURRENT FINANCES DECEMBER 31, 1982	
Pensions & F. I. C. A.	15,588.17	REAL PROPERTY VALUATIONS		ASSETS	
Employee Fringe Benefits	4,000.00	Code Class # of Parcels % VAL'N ASSESSED VALUATION		Cash Dec. 31, 1982	89,863.30
Other Statutory Expenditures	1,400.92	1 Vacant Land		Taxes Receivable	
CETA And Other Public Employment Programs		2 Residential		Tax Title Liens	
MUNICIPAL FUNCTIONS TOTAL	169,676.23	3 Farm		Foreclosed Property	
CAPITAL IMPROVEMENTS *MEMO*	5,000.00	4a Commercial 1	3,798,600.00	Emergencies & Other Deferred Charges	107.04
DEBT SERVICE		4b Industrial		State and Federal Aid Receivable	
Principal Payments		4c Apartments		Other Receivables	2,149.41
Interest Payments		Total 1	3,798,600.00	Total	92,119.75
DEFERRED CHARGES	949.61	Land Area .15 Sq. Miles		LIABILITIES, RESERVES, AND SURPLUS	
SCHOOL, COUNTY, SPECIAL DISTRICT TAXES	125,586.79	Net Valuation Taxable-Municipal	3,876,652	Cash Liabilities	46,455.70
RESERVE FOR UNCOLLECTED TAXES		Net Valuation Taxable-County	4,069,949	Reserves for Receivables	2,149.41
EXPENDITURES TOTAL	296,212.63	State Equalized Valuation	3,839,787	Surplus Dec. 31, 1982	43,514.64
		State Equalization Ratio	100.98	Total	92,119.75

## 0501

Population 1980 2,162  
 Population 1982 2,326  
 S & P Rating  
 Moody Rating A

General Tax Rate Per \$100. 1.88  
 State Equalized Tax Rate .83

## AVALON BOROUGH - CAPE MAY COUNTY

## Form of Government:

## Mayor-Council Plan B (OMCL 50)

## Number of Members on Governing Body - 5

## PER CAPITA:

Gross Debt 4,188.29  
 Net Debt 1,512.17  
 Debt Service 70.61  
 Total Tax Levy 2,265.70  
 Municipal Expenditures 1,640.65

## PER CENT:

Gross Debt 1.81  
 Net Debt .65  
 Tax Levy Collected 96.01  
 Tax Levy Cancelled, Abated or Adjusted .01

EXPENDITURES		REVENUES-REALIZED		1982 PROPERTY TAX	
GENERAL GOVERNMENT				STATE EQUALIZED TAX RATE .13	
Governing Body & Public Boords	39,540.00	1982 Property Taxes Collected 5,055,219.07		Local District School Taxes	811,784.50
Municipal Clerk	68,600.00	1982 Payments in Lieu of Taxes		Regional & Consolidated School Tax	
Financial Administration	49,370.00	Delinquent Tax & Lien Collections 118,983.21		School Taxes in Municipal Budget	
Assessment of Taxes	154,577.00	Business Personalty Replacement Taxes 31,032.60		County Taxes	2,282,568.13
Collection of Taxes	54,323.00	Taxes from Public Utilities 393,041.83		County Library Taxes	141,937.26
Planning, Housing & Development	44,615.00	Other Miscellaneous Tax Revenues 6,097.37		Local Municipal Purpose Taxes	1,986,451.00
Human Resources		State Aid Revenues 12,707.57		Veteran & Senior Citizen Taxes	30,125.00
Elections	700.00	Federal Aid Revenues		Total Taxes for Rate Computation	5,252,865.89
General Administration (other)	315,360.00	State and Local Fiscal Assistance Act Utilized 47,872.88		Special District Taxes	
JUDICIARY		Sole of Acquired Property 50,000.00		Bank Corp. Taxes	3,949.33
Municipal Courts	17,615.00	Other Miscellaneous Revenues 779,333.42		Added and Omitted Taxes	43,320.98
PUBLIC SAFETY		Total 6,534,287.95		Total Taxes Levied - ABSTRACT	5,270,011.20
Fire Protection	21,595.00	Prior Years Surplus Appropriated 600,000.00		Total Taxes Billed	5,265,334.70
Police Protection	608,760.00	REVENUES TOTAL 7,134,287.95		1982 TAXES COLLECTED	5,055,219.07
Civil Defense & Disaster Control	5,500.00	Reserve For Uncollected Taxes 245,572.23		1982 Taxes Cancelled, Abated or Adjusted	311.89
Environmental Inspection & Control	78,490.00	CAPITAL OUTLAY TOTAL 753,337.87		Transfer to Tax Title Liens or Foreclosed	
Other Public Safety		Public Enterprises 759,921.17		Balance Outstanding Dec. 31, 1982	209,803.74
PUBLIC WORKS		Recreation—Culture 4,002.80		PRIOR YEARS TAXES OUTSTANDING	
Streets and Drainage	530,360.00	Public Works 29,413.90		Balance January 1, 1982	132,538.71
Sewers and Sewage Processing		Buildings and Grounds		Collected in 1982	118,983.21
Gorbage and Trash Disposal	281,295.00	Library and Education		Cancelled, Abated or Adjusted 1982	6.35
Public Buildings and Grounds	324,960.00	Conservation		Transfers to Tax Title Liens or Foreclosed	
Other Public Works		All Other		Balance December 31, 1982	13,549.15
HEALTH and WELFARE		CAPITAL DEBT AUTHORIZED, DECEMBER 31, 1982		TAX TITLE LIENS OUTSTANDING	
Health Services Except Environmental		ISSUED AND UNISSUED GROSS DEBT NET DEBT		Balance January 1, 1982	19,696.23
Welfare-Public Assistance	5,265.00	School 101,000		Transfer From Taxes	
Hospitals, Clinics, First Aid	1,200.00	Self-Liquidating 6,123,650		Redeemed in 1982	
Animal, Insect, & Rodent Control	2,845.00	Other 3,517,301		Cancelled, Abated or Adjusted (1982)	
Other Welfare Services		Total 9,741,952		Transfers to Foreclosed Property	
RECREATION and CONSERVATION		ISSUED AND OUTSTANDING		Balance December 31, 1982	19,696.23
Beaches and Boardwalks	272,405.00	School 101,000.00		PROPERTY ACQUIRED BY DEED OR	
Parks, Playgrounds, Shade Trees		Self-Liquidating 5,553,000.00		FORECLOSURE	
Land Reclamation & Conservation	16,620.00	Other 2,817,087.65		Balance January 1, 1982	224,380.20
Other Recreational Services	68,363.00	Total 8,471,087.65		Transfers From Taxes or Liens	
EDUCATION (excluding schools)		EQUALIZED VALUATION BASIS		Sale for Cash (1982)	
Libraries	47,872.88	FOR NET DEBT COMPUTATION		Cancelled, Abated or Adjusted (1982)	90,000.00
Other Educational Services		REAL PROPERTY VALUATIONS		Balance December 31, 1982	134,380.20
STATUTORY EXPENDITURES		Code Class # of Parcels % VAL'N ASSESSED VALUATION		CURRENT FINANCES DECEMBER 31, 1982	
Pensions & F. I. C. A.	157,325.31	1 Vacant Land 620 5.39 14,876,800.00		ASSETS	
Employee Fringe Benefits	115,000.00	2 Residential 3794 85.37 235,760,650.00		Cash Dec. 31, 1982	1,828,705.12
Other Statutory Expenditures	78,400.22	3 Farm 22,988,500.00		Taxes Receivable	223,352.89
CETA And Other Public Employment Programs		4a Commercial 100 8.32		Tax Title Liens	19,696.23
MUNICIPAL FUNCTIONS TOTAL	3,400,956.41	4b Industrial 2,523,100.00		Foreclosed Property	134,380.20
CAPITAL IMPROVEMENTS *MEMO*		4c Apartments 20 .91		Emergencies & Other Deferred Charges	183,400.00
DEBT SERVICE		Total 4534 276,149,050.00		State and Federal Aid Receivable	3,325.40
Principal Payments	46,127.12	Land Area 5.02 Sq. Miles		Other Receivables	174,717.86
Interest Payments	118,101.37	Net Valuation Taxable-Municipal 277,825,341		Total	2,567,577.70
DEFERRED CHARGES	5,399.24	Net Valuation Taxable-County 567,772,601		LIABILITIES, RESERVES, AND SURPLUS	
SCHOOL, COUNTY, SPECIAL DISTRICT TAXES	3,236,289.89	State Equalized Valuation 629,430,440		Cash Liabilities	1,196,986.69
RESERVE FOR UNCOLLECTED TAXES	245,572.23	State Equalization Ratio 43.99		Reserves for Receivables	552,147.18
EXPENDITURES TOTAL	7,052,446.26			Surplus Dec. 31, 1982	818,443.83
				Total	2,567,577.70



Population 1980 2,337  
 Population 1982 2,303  
 S & P Rating  
 Moody Rating A

General Tax Rate Per \$100. 1.74  
 State Equalized Tax Rate 1.83

# AVON-BY-THE-SEA BORO. - MONMOUTH CO.

## Form of Government:

Commission (1911)

Number of Members on Governing Body - 3

PER CAPITA:  
 Gross Debt 716.14  
 Net Debt 338.84  
 Debt Service 60.89  
 Total Tax Levy 622.07  
 Municipal Expenditures 556.91

PER CENT:  
 Gross Debt 2.39  
 Net Debt 1.13  
 Tax Levy Collected 95.39  
 Tax Levy Cancelled, Abated or Adjusted .21

EXPENDITURES	REVENUES-REALIZED	1982 PROPERTY TAX	STATE EQUALIZED TAX RATE
<b>GENERAL GOVERNMENT</b>		Local District School Taxes .66	512,567.00
Governing Body & Public Boards	1982 Property Taxes Collected 1,360,255.44	Regional & Consolidated School Tax	
Municipal Clerk	1982 Payments in Lieu of Taxes	School Taxes in Municipal Budget	
Financial Administration 42,116.40	Delinquent Tax & Lien Collections 58,857.67	County Taxes .48 *	371,234.95
Assessment of Taxes 4,205.34	Business Personalty Replacement Taxes 13,967.40	County Library Taxes	
Collection of Taxes 16,121.70	Taxes from Public Utilities 124,400.00	Local Municipal Purpose Taxes .70	541,333.00
Planning, Housing & Development 2,089.50	Other Miscellaneous Tax Revenues	Veteran & Senior Citizen Taxes	21,950.00
Human Resources	State Aid Revenues 19,288.86	Total Taxes for Rate Computation 1.84	1,447,084.95
Elections 685.00	Federal Aid Revenues	Special District Taxes	
General Administration (other) 95,169.67	State and Local Fiscal Assistance Act Utilized 21,468.00	Bank Corp. Taxes	6,695.28
<b>JUDICIARY</b>	Sale of Acquired Property	Added and Omitted Taxes	793.30
Municipal Courts 16,585.00	Other Miscellaneous Revenues	Total Taxes Levied - ABSTRACT	1,432,623.53
<b>PUBLIC SAFETY</b>	Total 2,076,787.10	Total Taxes Billed	1,425,928.25
Fire Protection 6,300.00	Prior Years Surplus Appropriated 250,500.00	1982 TAXES COLLECTED	1,360,255.44
Police Protection 323,789.83	REVENUES TOTAL 2,327,287.10	1982 Taxes Cancelled, Abated or Adjusted	2,937.12
Civil Defense & Disaster Control 479.00	Reserve For Uncollected Taxes 87,851.61	Transfer to Tax Title Liens or Foreclosed	2,430.78
Environmental Inspection & Control 9,548.00	<b>CAPITAL OUTLAY TOTAL 146,629.62</b>	Balance Outstanding Dec. 31, 1982	60,304.91
Other Public Safety	Public Enterprises 38,566.11	<b>PRIOR YEARS TAXES OUTSTANDING</b>	
<b>PUBLIC WORKS</b>	Recreation—Culture 1,706.80	Balance January 1, 1982	59,164.89
Streets and Drainage 157,761.75	Public Works 105,053.21	Collected in 1982	58,857.67
Sewers and Sewage Processing	Buildings and Grounds 1,303.50	Cancelled, Abated or Adjusted 1982	179.01
Garbage and Trash Disposal 89,953.62	Library and Education	Transfers to Tax Title Liens or Foreclosed	
Public Buildings and Grounds 24,761.00	Conservation	Balance December 31, 1982	128.21
Other Public Works	All Other	<b>TAX TITLE LIENS OUTSTANDING</b>	
<b>HEALTH and WELFARE</b>	<b>CAPITAL DEBT AUTHORIZED, DECEMBER 31, 1982</b>	Balance January 1, 1982	2,679.27
Health Services Except Environmental	ISSUED AND UNISSUED	Transfer From Taxes	2,430.78
Welfare-Public Assistance 1,070.00	GROSS DEBT	Redeemed in 1982	
Hospitals, Clinics, First Aid	School 5,500	Cancelled, Abated or Adjusted (1982)	
Animal, Insect, & Rodent Control 767.00	Self-liquidating 863,431	Transfers to Foreclosed Property	
Other Welfare Services	Other 780,340	Balance December 31, 1982	5,110.05
<b>RECREATION and CONSERVATION</b>	Total 1,649,271	<b>PROPERTY ACQUIRED BY DEED OR FORECLOSURE</b>	
Beaches and Boardwalks 57,379.42	ISSUED AND OUTSTANDING	Balance January 1, 1982	3,875.00
Parks, Playgrounds, Shade Trees 50.00	School 5,500.00	Transfers From Taxes or Liens	
Land Reclamation & Conservation	Self-Liquidating 550,000.00	Sale for Cash (1982)	
Other Recreational Services 5,000.00	Other 706,725.00	Cancelled, Abated or Adjusted (1982)	
<b>EDUCATION (excluding schools)</b>	Total 1,302,225.00	Balance December 31, 1982	3,875.00
Libraries 25,520.16	<b>EQUALIZED VALUATION BASIS</b>	<b>CURRENT FINANCES DECEMBER 31, 1982</b>	
Other Educational Services	<b>FOR NET DEBT COMPUTATION 68,919,656</b>	<b>ASSETS</b>	
<b>STATUTORY EXPENDITURES</b>	<b>REAL PROPERTY VALUATIONS</b>	Cash Dec. 31, 1982	522,529.24
Pensions & F. I. C. A. 102,393.04	Code Class # of Parcels % VAL'N	Taxes Receivable	60,433.12
Employee Fringe Benefits 22,607.52	1 Vacant Land 8 .31	Tax Title Liens	5,110.05
Other Statutory Expenditures 3,000.00	2 Residential 798 83.63	Foreclosed Property	3,875.00
<b>CETA And Other Public Employment Programs</b>	3 Farm	Emergencies & Other Deferred Charges	26,320.00
<b>MUNICIPAL FUNCTIONS TOTAL 1,047,352.95</b>	4a Commercial 54 9.02	State and Federal Aid Receivable	
<b>CAPITAL IMPROVEMENTS *MEMO* 4,000.00</b>	4b Industrial 2 .48	Other Receivables	5,850.00
<b>DEBT SERVICE</b>	4c Apartments 11 6.56	Total	634,117.41
Principal Payments 80,000.00	Total 873	<b>LIABILITIES, RESERVES, AND SURPLUS</b>	
Interest Payments 60,232.42	Land Area .40 Sq. Miles	Cash Liabilities	274,305.80
<b>DEFERRED CHARGES 7,120.00</b>	Net Valuation Taxable-Municipal 81,574,960	Reserves for Receivables	75,268.17
<b>SCHOOL, COUNTY, SPECIAL DISTRICT TAXES 883,801.95</b>	Net Valuation Taxable-County 65,383,029	Surplus Dec. 31, 1982	284,543.44
<b>RESERVE FOR UNCOLLECTED TAXES 87,851.61</b>	State Equalized Valuation 77,889,151	Total	634,117.41
<b>EXPENDITURES TOTAL 2,166,358.93</b>	State Equalization Ratio 105.27		



Population 1980 **8,702**  
 Population 1982 **8,980**  
 S & P Rating  
 Moody Rating

General Tax Rate Per \$100.  
**3.63**  
 State Equalized Tax Rate  
**2.77**

**BARNEGAT TOWNSHIP – OCEAN COUNTY****Form of Government:****Township Committee****Number of Members on Governing Body – 3****PER CAPITA:**

Gross Debt **898.01**  
 Net Debt **226.92**  
 Debt Service **17.42**  
 Total Tax Levy **513.26**  
 Municipal Expenditures **243.78**

**PER CENT:**

Gross Debt **5.38**  
 Net Debt **1.36**  
 Tax Levy Collected **88.65**  
 Tax Levy Cancelled, Abated  
 or Adjusted **.26**

EXPENDITURES		REVENUES-REALIZED		1982 PROPERTY TAX	
<b>GENERAL GOVERNMENT</b>				<b>STATE EQUALIZED TAX RATE</b> <span style="float:right">1.91</span>	
Governing Body & Public Boards		1982 Property Taxes Collected	<b>4,083,464.72</b>	Local District School Taxes	<b>3,167,004.00</b>
Municipal Clerk	<b>32,524.00</b>	1982 Payments in Lieu of Taxes		Regional & Consolidated School Tax	
Financial Administration	<b>28,930.00</b>	Delinquent Tax & Lien Collections	<b>310,537.84</b>	School Taxes in Municipal Budget	
Assessment of Taxes	<b>28,391.00</b>	Business Personalty Replacement Taxes	<b>14,785.64</b>	County Taxes	<b>* 736,092.46</b>
Collection of Taxes	<b>80,643.00</b>	Taxes from Public Utilities	<b>462,872.00</b>	County Library Taxes	<b>.03 42,304.91</b>
Planning, Housing & Development	<b>13,486.00</b>	Other Miscellaneous Tax Revenues		Local Municipal Purpose Taxes	<b>.38 625,000.00</b>
Human Resources		State Aid Revenues	<b>72,831.82</b>	Veteran & Senior Citizen Taxes	<b>90,125.00</b>
Elections		Federal Aid Revenues		Total Taxes for Rate Computation	<b>2.76 4,660,526.37</b>
General Administration (other)	<b>183,245.08</b>	State and Local Fiscal Assistance Act Utilized	<b>107,252.37</b>	Special District Taxes	
<b>JUDICIARY</b>		Sale of Acquired Property	<b>25,875.00</b>	Bank Corp. Taxes	<b>2,879.72</b>
Municipal Courts	<b>29,345.00</b>	Other Miscellaneous Revenues	<b>459,287.77</b>	Added and Omitted Taxes	<b>35,790.54</b>
<b>PUBLIC SAFETY</b>		Total	<b>5,576,907.16</b>	Total Taxes Levied - ABSTRACT	<b>4,609,071.63</b>
Fire Protection	<b>37,500.00</b>	Prior Years Surplus Appropriated	<b>545,000.00</b>	Total Taxes Billed	<b>4,606,191.91</b>
Police Protection	<b>538,593.37</b>	REVENUES TOTAL	<b>6,121,907.16</b>	1982 TAXES COLLECTED	<b>4,083,464.72</b>
Civil Defense & Disaster Control	<b>324.00</b>	Reserve For Uncollected Taxes	<b>456,200.00</b>	1982 Taxes Cancelled, Abated or Adjusted	<b>12,049.12</b>
Environmental Inspection & Control	<b>2,700.00</b>			Transfer to Tax Title Liens or Foreclosed	<b>165,808.22</b>
Other Public Safety				Balance Outstanding Dec. 31, 1982	<b>344,869.85</b>
<b>PUBLIC WORKS</b>		<b>CAPITAL OUTLAY TOTAL</b>	<b>3,151,285.06</b>	<b>PRIOR YEARS TAXES OUTSTANDING</b>	
Streets and Drainage	<b>35,918.10</b>	Public Enterprises	<b>2,822,000.00</b>	Balance January 1, 1982	<b>360,085.64</b>
Sewers and Sewage Processing	<b>900.00</b>	Recreation—Culture	<b>3,567.08</b>	Collected in 1982	<b>204,723.36</b>
Garbage and Trash Disposal	<b>22,936.80</b>	Public Works	<b>279,495.14</b>	Cancelled, Abated or Adjusted 1982	<b>1,397.98</b>
Public Buildings and Grounds	<b>59,198.12</b>	Buildings and Grounds	<b>42,740.85</b>	Transfers to Tax Title Liens or Foreclosed	<b>141,610.90</b>
Other Public Works	<b>151,100.00</b>	Library and Education	<b>3,481.99</b>	Balance December 31, 1982	<b>12,353.40</b>
<b>HEALTH and WELFARE</b>		Conservation		<b>TAX TITLE LIENS OUTSTANDING</b>	
Health Services Except Environmental	<b>12,914.00</b>	All Other		Balance January 1, 1982	<b>393,645.42</b>
Welfare-Public Assistance	<b>23,317.00</b>			Transfer From Taxes	<b>327,017.48</b>
Hospitals, Clinics, First Aid	<b>1,000.00</b>	<b>CAPITAL DEBT AUTHORIZED, DECEMBER 31, 1982</b>		Redeemed in 1982	<b>105,814.48</b>
Animal, Insect, & Rodent Control	<b>5,449.00</b>	ISSUED AND UNISSUED GROSS DEBT NET DEBT		Cancelled, Abated or Adjusted (1982)	
Other Welfare Services		School	<b>4,958,000</b>	Transfers to Foreclosed Property	<b>121,645.29</b>
<b>RECREATION and CONSERVATION</b>		Self-liquidating	<b>1,523,610</b>	Balance December 31, 1982	<b>493,203.13</b>
Beaches and Boardwalks		Other	<b>1,582,507</b>	<b>PROPERTY ACQUIRED BY DEED OR FORECLOSURE</b>	
Parks, Playgrounds, Shade Trees	<b>300.00</b>	Total	<b>8,064,117</b>	Balance January 1, 1982	<b>1,680,320.71</b>
Land Reclamation & Conservation				Transfers From Taxes or Liens	<b>121,645.29</b>
Other Recreational Services	<b>38,753.00</b>	<b>ISSUED AND OUTSTANDING</b>		Sale for Cash (1982)	<b>25,875.00</b>
<b>EDUCATION (excluding schools)</b>		School	<b>4,758,000.00</b>	Cancelled, Abated or Adjusted (1982)	<b>102,925.00</b>
Libraries	<b>2,100.00</b>	Self-Liquidating	<b>1,490,275.00</b>	Balance December 31, 1982	<b>1,673,166.00</b>
Other Educational Services	<b>11,000.00</b>	Other	<b>6,248,275.00</b>	<b>CURRENT FINANCES DECEMBER 31, 1982</b>	
<b>STATUTORY EXPENDITURES</b>		Total		<b>ASSETS</b>	
Pensions & F. I. C. A.	<b>85,381.81</b>	<b>EQUALIZED VALUATION BASIS</b>	<b>149,855,944</b>	Cash Dec. 31, 1982	<b>684,264.08</b>
Employee Fringe Benefits	<b>45,800.00</b>	<b>FOR NET DEBT COMPUTATION</b>		Taxes Receivable	<b>357,223.25</b>
Other Statutory Expenditures	<b>10,000.00</b>	<b>REAL PROPERTY VALUATIONS</b>		Tax Title Liens	<b>453,203.13</b>
<b>CETA And Other Public Employment Programs</b>		Code Class # of Parcels % VAL'N ASSESSED VALUATION		Foreclosed Property	<b>1,673,166.00</b>
<b>MUNICIPAL FUNCTIONS TOTAL</b>	<b>1,521,749.28</b>	1 Vacant Land 4536 21.12 25,892,153.00		Emergencies & Other Deferred Charges	<b>47,400.00</b>
<b>CAPITAL IMPROVEMENTS *MEMO*</b>		2 Residential 2937 72.24 88,559,100.00		State and Federal Aid Receivable	<b>65,660.97</b>
<b>DEBT SERVICE</b>		3 Farm 37 .27 329,600.00		Other Receivables	<b>43,650.06</b>
Principal Payments	<b>6,400.00</b>	4a Commercial 73 6.04 7,401,400.00		Total	<b>3,364,567.49</b>
Interest Payments	<b>150,000.00</b>	4b Industrial 8 .33 359,800.00		<b>LIABILITIES, RESERVES, AND SURPLUS</b>	
		4c Apartments		Cash Liabilities	<b>301,352.03</b>
		Total <b>7591</b>	<b>122,582,053.00</b>	Reserves for Receivables	<b>2,567,242.44</b>
<b>DEFERRED CHARGES</b>	<b>14,775.72</b>	Land Area <b>34.90</b> Sq. Miles		Surplus Dec. 31, 1982	<b>495,973.02</b>
<b>SCHOOL, COUNTY, SPECIAL DISTRICT TAXES</b>	<b>3,945,401.37</b>	Net Valuation Taxable-Municipal	<b>126,069,054</b>	Total	<b>3,364,567.49</b>
<b>RESERVE FOR UNCOLLECTED TAXES</b>	<b>456,200.00</b>	Net Valuation Taxable-County	<b>158,465,356</b>		
<b>EXPENDITURES TOTAL</b>	<b>6,134,526.37</b>	State Equalized Valuation	<b>164,355,837</b>		
		State Equalization Ratio	<b>76.20</b>		

1501

Population 1980 619  
 Population 1982 640  
 S & P Rating  
 Moody Rating

General Tax Rate Per \$100. .96  
 State Equalized Tax Rate .93

## BARNEGAT LIGHT BOROUGH - OCEAN CO.

## Form of Government:

Borough Council

Number of Members on Governing Body - 6

## PER CAPITA:

Gross Debt 1,378.84  
 Net Debt 203.13  
 Debt Service 34.26  
 Total Tax Levy 1,832.30  
 Municipal Expenditures 947.34

## PER CENT:

Gross Debt .84  
 Net Debt .12  
 Tax Levy Collected 93.90  
 Tax Levy Cancelled, Abated  
 or Adjusted

EXPENDITURES		REVENUES-REALIZED		1982 PROPERTY TAX	
GENERAL GOVERNMENT		1982 Property Taxes Collected		STATE EQUALIZED TAX RATE	
Governing Body & Public Boards			1,098,655.14	Local District School Taxes	.08 105,146.54
Municipal Clerk				Regional & Consolidated School Tax	.26 327,076.96
Financial Administration	8,350.00	1982 Payments in Lieu of Taxes		School Taxes in Municipal Budget	
Assessment of Taxes	7,350.00	Delinquent Tax & Lien Collections	53,798.08	County Taxes	.39 * 493,129.20
Collection of Taxes	14,912.20	Business Personalty Replacement Taxes	5,978.88	County Library Taxes	.02 28,338.73
Planning, Housing & Development	5,054.57	Taxes from Public Utilities	67,756.26	Local Municipal Purpose Taxes	.17 213,500.00
Human Resources		Other Miscellaneous Tax Revenues		Veteran & Senior Citizen Taxes	
Elections		State Aid Revenues	4,213.39	Total Taxes for Rate Computation	.92 1,179,891.43
General Administration (other)	85,550.35	Federal Aid Revenues		Special District Taxes	
JUDICIARY		State and Local Fiscal Assistance Act Utilized	12,024.00	Bank Corp. Taxes	2,652.08
Municipal Courts	9,129.71	Sale of Acquired Property		Added and Omitted Taxes	2,831.06
PUBLIC SAFETY		Other Miscellaneous Revenues	168,135.93	Total Taxes Levied - ABSTRACT	1,172,674.57
Fire Protection	6,250.00	Total	1,410,561.68	Total Taxes Billed	1,170,022.49
Police Protection	79,850.00	Prior Years Surplus Appropriated	212,500.00	1982 TAXES COLLECTED	1,098,655.14
Civil Defense & Disaster Control	1,250.00	REVENUES TOTAL	1,623,061.68	1982 Taxes Cancelled, Abated or Adjusted	
Environmental Inspection & Control	12,135.00	Reserve For Uncollected Taxes	107,775.00	Transfer to Tax Title Liens or Foreclosed	
Other Public Safety		CAPITAL OUTLAY TOTAL	8,042.19	Balance Outstanding Dec. 31, 1982	71,367.35
PUBLIC WORKS				PRIOR YEARS TAXES OUTSTANDING	
Streets and Drainage	74,240.00	Public Enterprises	8,042.19	Balance January 1, 1982	55,713.19
Sewers and Sewage Processing		Recreation—Culture		Collected in 1982	53,798.08
Garbage and Trash Disposal	64,883.63	Public Works		Cancelled, Abated or Adjusted 1982	
Public Buildings and Grounds	6,782.61	Buildings and Grounds		Transfers to Tax Title Liens or Foreclosed	
Other Public Works		Library and Education		Balance December 31, 1982	1,915.11
HEALTH and WELFARE		Conservation		TAX TITLE LIENS OUTSTANDING	
Health Services Except Environmental	945.00	All Other		Balance January 1, 1982	439.07
Welfare-Public Assistance	3,200.00	CAPITAL DEBT AUTHORIZED, DECEMBER 31, 1982		Transfer From Taxes	
Hospitals, Clinics, First Aid	1,250.00	ISSUED AND UNISSUED		Redeemed in 1982	
Animal, Insect, & Rodent Control	1,191.93	School	149,458	Cancelled, Abated or Adjusted (1982)	
Other Welfare Services		Self-liquidating	603,000	Transfers to Foreclosed Property	
RECREATION and CONSERVATION		Other	130,000	Balance December 31, 1982	439.07
Beaches and Boardwalks	51,962.19	Total	882,458	PROPERTY ACQUIRED BY DEED OR	
Parks, Playgrounds, Shade Trees	6,112.81			FORECLOSURE	
Land Reclamation & Conservation		ISSUED AND OUTSTANDING		Balance January 1, 1982	2,700.00
Other Recreational Services	9,250.00	School	149,458.29	Transfers From Taxes or Liens	
EDUCATION (excluding schools)		Self-Liquidating	450,000.00	Sale for Cash (1982)	
Libraries	125.00	Other	130,000.00	Cancelled, Abated or Adjusted (1982)	
Other Educational Services		Total	729,458.29	Balance December 31, 1982	2,700.00
STATUTORY EXPENDITURES		EQUALIZED VALUATION BASIS		CURRENT FINANCES DECEMBER 31, 1982	
Pensions & F. I. C. A.	19,873.00	FOR NET DEBT COMPUTATION	105,071,177	ASSETS	
Employee Fringe Benefits	3,000.00	REAL PROPERTY VALUATIONS		Cash Dec. 31, 1982	701,625.26
Other Statutory Expenditures	3,450.00	Code Class # of Parcels % VAL'N		Taxes Receivable	73,282.46
CETA And Other Public Employment Programs		1 Vacant Land 195 9.90	12,058,000.00	Tax Title Liens	439.07
MUNICIPAL FUNCTIONS TOTAL	476,098.00	2 Residential 896 81.67	99,508,300.00	Foreclosed Property	2,700.00
CAPITAL IMPROVEMENTS *MEMO*	5,000.00	3 Farm		Emergencies & Other Deferred Charges	2,300.00
DEBT SERVICE		4a Commercial 41 7.44	9,067,000.00	State and Federal Aid Receivable	1,601.67
Principal Payments	15,000.00	4b Industrial		Other Receivables	67,685.69
Interest Payments	6,925.00	4c Apartments 5 .99	1,207,700.00	Total	849,634.15
DEFERRED CHARGES	502.00	Total 1137	121,841,000.00	LIABILITIES, RESERVES, AND SURPLUS	
SCHOOL, COUNTY, SPECIAL DISTRICT TAXES	953,691.43	Land Area .70 Sq. Miles		Cash Liabilities	368,371.11
RESERVE FOR UNCOLLECTED TAXES	107,775.00	Net Valuation Taxable-Municipal	122,102,805	Reserves for Receivables	144,107.22
EXPENDITURES TOTAL	1,559,991.43	Net Valuation Taxable-County	105,829,534	Surplus Dec. 31, 1982	337,155.82
		State Equalized Valuation	126,338,999	Total	849,634.15
		State Equalization Ratio	96.64		

981/3000

\*Includes County Health Service Taxes or County Vocational School Taxes. See Table 13.



0403

Population 1980 7,418  
 Population 1982 7,428  
 S & P Rating  
 Moody Rating A

General Tax Rate Per \$100.  
 6.04  
 State Equalized Tax Rate  
 3.18

## BARRINGTON BOROUGH - CAMDEN CO.

Form of Government:

Borough Council

Number of Members on Governing Body - 6

PER CAPITA:

Gross Debt 289.10  
 Net Debt 194.59  
 Debt Service 20.63  
 Total Tax Levy 572.13  
 Municipal Expenditures 245.03

PER CENT:

Gross Debt 1.80  
 Net Debt 1.21  
 Tax Levy Collected 94.33  
 Tax Levy Cancelled, Abated  
 or Adjusted 2.80

EXPENDITURES		REVENUES-REALIZED		1982 PROPERTY TAX	
GENERAL GOVERNMENT		1982 Property Taxes Collected		STATE EQUALIZED TAX RATE	
Governing Body & Public Boards				Local District School Taxes	1.41
Municipal Clerk			4,011,884.39	Regional & Consolidated School Tax	
Financial Administration	17,543.32	1982 Payments in Lieu of Taxes		School Taxes in Municipal Budget	
Assessment of Taxes	26,673.20	Delinquent Tax & Lien Collections	83,201.63	County Taxes	1.06 *
Collection of Taxes	15,229.48	Business Personalty Replacement Taxes	241,286.48	County Library Taxes	.02
Planning, Housing & Development	10,320.00	Taxes from Public Utilities	366,177.00	Local Municipal Purpose Taxes	.68
Human Resources		Other Miscellaneous Tax Revenues		Veteran & Senior Citizen Taxes	
Elections		State Aid Revenues	107,026.37	Total Taxes for Rate Computation	3.17
General Administration (other)	234,585.03	Federal Aid Revenues		Special District Taxes	
JUDICIARY		State and Local Fiscal Assistance Act Utilized	46,381.00	Bank Corp. Taxes	1,546.58
Municipal Courts	19,341.44	Sale of Acquired Property		Added and Omitted Taxes	17,245.55
PUBLIC SAFETY		Other Miscellaneous Revenues	68,753.97	Total Taxes Levied - ABSTRACT	4,249,814.51
Fire Protection	51,213.00	Total	4,924,710.84	Total Taxes Billed	4,252,909.84
Police Protection	419,891.78	Prior Years Surplus Appropriated	100,000.00	1982 TAXES COLLECTED	4,011,884.39
Civil Defense & Disaster Control	800.00	REVENUES TOTAL	5,024,710.84	1982 Taxes Cancelled, Abated or Adjusted	119,264.37
Environmental Inspection & Control	7,900.00	Reserve For Uncollected Taxes	183,023.91	Transfer to Tax Title Liens or Foreclosed	14,460.69
Other Public Safety		CAPITAL OUTLAY TOTAL	234,549.71	Balance Outstanding Dec. 31, 1982	107,300.39
PUBLIC WORKS				PRIOR YEARS TAXES OUTSTANDING	
Streets and Drainage	226,823.00	Public Enterprises	12,891.50	Balance January 1, 1982	171,151.72
Sewers and Sewage Processing		Recreation—Culture		Collected in 1982	83,201.63
Garbage and Trash Disposal	101,502.81	Public Works	125,387.21	Cancelled, Abated or Adjusted 1982	
Public Buildings and Grounds	13,650.00	Buildings and Grounds	56,271.00	Transfers to Tax Title Liens or Foreclosed	41,065.56
Other Public Works	48,000.00	Library and Education		Balance December 31, 1982	46,884.53
HEALTH and WELFARE		Conservation		TAX TITLE LIENS OUTSTANDING	
Health Services Except Environmental	5,570.00	All Other		Balance January 1, 1982	5,890.99
Welfare-Public Assistance	2,985.52	CAPITAL DEBT AUTHORIZED, DECEMBER 31, 1982		Transfer From Taxes	63,323.94
Hospitals, Clinics, First Aid		ISSUED AND UNISSUED		Redeemed in 1982	
Animal, Insect, & Rodent Control		School	615,000	Cancelled, Abated or Adjusted (1982)	
Other Welfare Services		Self-liquidating	87,082	Transfers to Foreclosed Property	
RECREATION and CONSERVATION		Other	1,445,378	Balance December 31, 1982	69,214.93
Beaches and Boardwalks		Total	2,147,461	PROPERTY ACQUIRED BY DEED OR FORECLOSURE	
Parks, Playgrounds, Shade Trees	11,381.48	ISSUED AND OUTSTANDING		Balance January 1, 1982	3,342.00
Land Reclamation & Conservation	900.00	School	586,000.00	Transfers From Taxes or Liens	
Other Recreational Services	6,550.00	Self-Liquidating	60,000.00	Sale for Cash (1982)	
EDUCATION (excluding schools)		Other	1,161,182.00	Cancelled, Abated or Adjusted (1982)	
Libraries	6,800.00	Total	1,807,182.00	Balance December 31, 1982	3,342.00
Other Educational Services		EQUALIZED VALUATION BASIS		CURRENT FINANCES DECEMBER 31, 1982	
STATUTORY EXPENDITURES		FOR NET DEBT COMPUTATION	119,196,007	ASSETS	
Pensions & F. I. C. A.	135,757.36	REAL PROPERTY VALUATIONS		Cash Dec. 31, 1982	470,565.31
Employee Fringe Benefits	46,425.78	Code Class # of Parcels % VAL'N		Taxes Receivable	154,184.92
Other Statutory Expenditures	8,000.00	1 Vacant Land 66 .73	508,851.00	Tax Title Liens	69,214.93
CETA And Other Public Employment Programs		2 Residential 1973 67.98	47,262,234.00	Foreclosed Property	3,342.00
MUNICIPAL FUNCTIONS TOTAL	1,417,843.20	3 Farm 1 .11	77,500.00	Emergencies & Other Deferred Charges	9,872.50
CAPITAL IMPROVEMENTS *MEMO*	10,000.00	4a Commercial 59 5.39	3,747,850.00	State and Federal Aid Receivable	6,251.81
DEBT SERVICE		4b Industrial 11 18.75	13,033,400.00	Other Receivables	14,292.54
Principal Payments	37,000.00	4c Apartments 8 7.03	4,889,400.00	Total	727,724.01
Interest Payments	116,268.50	Total	69,519,235.00	LIABILITIES, RESERVES, AND SURPLUS	
DEFERRED CHARGES	65,914.39	Land Area 1.59 Sq. Miles		Cash Liabilities	252,472.20
SCHOOL, COUNTY, SPECIAL DISTRICT TAXES	3,319,022.38	Net Valuation Taxable-Municipal	70,064,961	Reserves for Receivables	241,034.39
RESERVE FOR UNCOLLECTED TAXES	183,023.91	Net Valuation Taxable-County	122,555,576	Surplus Dec. 31, 1982	234,217.42
EXPENDITURES TOTAL	5,139,072.38	State Equalized Valuation	132,665,453	Total	727,724.01
		State Equalization Ratio	52.62		



## 0301

Population 1980 **1,344**  
 Population 1982 **1,354**  
 S & P Rating  
 Moody Rating

General Tax Rate Per \$100.

State Equalized Tax Rate **3.52**  
**2.32**

**BASS RIVER TOWNSHIP – BURLINGTON CO.****Form of Government:****Commission (1911)****Number of Members on Governing Body – 3**

## PER CAPITA:

Gross Debt **929.19**  
 Net Debt **119.56**  
 Debt Service  
 Total Tax Levy **808.26**  
 Municipal Expenditures **317.95**

## PER CENT:

Gross Debt **2.91**  
 Net Debt **.37**  
 Tax Levy Collected **82.91**  
 Tax Levy Cancelled, Abated  
 or Adjusted

EXPENDITURES		REVENUES-REALIZED		1982 PROPERTY TAX	
<b>GENERAL GOVERNMENT</b>				<b>STATE EQUALIZED TAX RATE</b> →	
Governing Body & Public Boards		1982 Property Taxes Collected	<b>506,901.20</b>	Local District School Taxes <b>.82</b>	<b>383,860.00</b>
Municipal Clerk		1982 Payments in Lieu of Taxes		Regional & Consolidated School Tax <b>.84</b>	<b>392,170.95</b>
Financial Administration	<b>8,900.00</b>	Delinquent Tax & Lien Collections	<b>126,751.05</b>	School Taxes in Municipal Budget	
Assessment of Taxes	<b>10,200.00</b>	Business Personalty Replacement Taxes	<b>22,269.80</b>	County Taxes <b>.59</b>	<b>276,093.98</b>
Collection of Taxes	<b>16,500.00</b>	Taxes from Public Utilities	<b>84,978.00</b>	County Library Taxes <b>.03</b>	<b>15,707.75</b>
Planning, Housing & Development	<b>4,400.00</b>	Other Miscellaneous Tax Revenues		Local Municipal Purpose Taxes <b>.04</b>	<b>19,500.00</b>
Human Resources		State Aid Revenues	<b>11,418.40</b>	Veteran & Senior Citizen Taxes	<b>23,250.00</b>
Elections		Federal Aid Revenues		Total Taxes for Rate Computation <b>2.32</b>	<b>1,110,582.68</b>
General Administration (other)	<b>62,120.00</b>	State and Local Fiscal Assistance Act Utilized	<b>32,004.95</b>	Special District Taxes	
<b>JUDICIARY</b>		Sale of Acquired Property		Bank Corp. Taxes	<b>546.01</b>
Municipal Courts	<b>17,700.00</b>	Other Miscellaneous Revenues	<b>84,224.75</b>	Added and Omitted Taxes	<b>6,504.52</b>
<b>PUBLIC SAFETY</b>		Total	<b>1,268,548.15</b>	Total Taxes Levied - ABSTRACT	<b>1,094,383.21</b>
Fire Protection	<b>18,200.00</b>	Prior Years Surplus Appropriated	<b>113,000.00</b>	Total Taxes Billed	<b>1,053,837.20</b>
Police Protection	<b>4,400.00</b>	<b>REVENUES TOTAL</b>	<b>1,381,548.15</b>	<b>1982 TAXES COLLECTED</b>	<b>906,901.20</b>
Civil Defense & Disaster Control	<b>400.00</b>	Reserve For Uncollected Taxes	<b>176,700.00</b>	1982 Taxes Cancelled, Abated or Adjusted	
Environmental Inspection & Control	<b>11,400.00</b>	<b>CAPITAL OUTLAY TOTAL</b>	<b>152,519.98</b>	Transfer to Tax Title Liens or Foreclosed	
Other Public Safety				Balance Outstanding Dec. 31, 1982	<b>186,936.00</b>
<b>PUBLIC WORKS</b>				<b>PRIOR YEARS TAXES OUTSTANDING</b>	
Streets and Drainage	<b>33,730.00</b>	Public Enterprises		Balance January 1, 1982	<b>134,954.42</b>
Sewers and Sewage Processing		Recreation—Culture		Collected in 1982	<b>126,751.05</b>
Garbage and Trash Disposal	<b>27,735.00</b>	Public Works	<b>152,519.98</b>	Cancelled, Abated or Adjusted 1982	
Public Buildings and Grounds	<b>12,600.00</b>	Buildings and Grounds		Transfers to Tax Title Liens or Foreclosed	
Other Public Works		Library and Education		Balance December 31, 1982	<b>8,203.37</b>
<b>HEALTH and WELFARE</b>		Conservation		<b>TAX TITLE LIENS OUTSTANDING</b>	
Health Services Except Environmental	<b>950.00</b>	All Other		Balance January 1, 1982	<b>64,255.16</b>
Welfare-Public Assistance	<b>1,350.00</b>	<b>CAPITAL DEBT AUTHORIZED, DECEMBER 31, 1982</b>		Transfer From Taxes	
Hospitals, Clinics, First Aid		<b>ISSUED AND UNISSUED GROSS DEBT</b>		Redeemed in 1982	
Animal, Insect, & Rodent Control	<b>3,100.00</b>	School <b>1,096,238</b>		Cancelled, Abated or Adjusted (1982)	
Other Welfare Services		Self-liquidating		Transfers to Foreclosed Property	
<b>RECREATION and CONSERVATION</b>		Other <b>161,883</b>	<b>161,883</b>	Balance December 31, 1982	<b>64,255.16</b>
Beaches and Boardwalks		Total <b>1,258,121</b>	<b>161,883</b>	<b>PROPERTY ACQUIRED BY DEED OR FORECLOSURE</b>	
Parks, Playgrounds, Shade Trees		<b>ISSUED AND OUTSTANDING</b>		Balance January 1, 1982	<b>3,700.00</b>
Land Reclamation & Conservation	<b>6,240.00</b>	School <b>1,096,238.53</b>		Transfers From Taxes or Liens	
Other Recreational Services	<b>1,500.00</b>	Self-Liquidating		Sale for Cash (1982)	
<b>EDUCATION (excluding schools)</b>		Other	<b>111,000.00</b>	Cancelled, Abated or Adjusted (1982)	
Libraries	<b>275.00</b>	Total <b>1,207,238.53</b>		Balance December 31, 1982	<b>3,700.00</b>
Other Educational Services		<b>EQUALIZED VALUATION BASIS</b>		<b>CURRENT FINANCES DECEMBER 31, 1982</b>	
<b>STATUTORY EXPENDITURES</b>		<b>FOR NET DEBT COMPUTATION</b>	<b>43,254,932</b>	<b>ASSETS</b>	
Pensions & F. I. C. A.	<b>11,600.00</b>	<b>REAL PROPERTY VALUATIONS</b>		Cash Dec. 31, 1982	<b>317,822.76</b>
Employee Fringe Benefits		<u>Code</u> <u>Class</u> <u># of Parcels</u> <u>% VAL'N</u>	<u>ASSESSED VALUATION</u>	Taxes Receivable	<b>195,139.37</b>
Other Statutory Expenditures	<b>500.00</b>	1 Vacant Land <b>872 32.41</b>	<b>9,819,634.00</b>	Tax Title Liens	<b>64,255.16</b>
<b>CETA And Other Public Employment Programs</b>		2 Residential <b>492 50.58</b>	<b>15,323,050.00</b>	Foreclosed Property	<b>3,700.00</b>
<b>MUNICIPAL FUNCTIONS TOTAL</b>	<b>253,800.00</b>	3 Farm <b>24 3.39</b>	<b>1,025,740.00</b>	Emergencies & Other Deferred Charges	
<b>CAPITAL IMPROVEMENTS *MEMO*</b>	<b>15,000.00</b>	4a Commercial <b>45 13.62</b>	<b>4,127,100.00</b>	State and Federal Aid Receivable	<b>47,368.46</b>
<b>DEBT SERVICE</b>		4b Industrial		Other Receivables	<b>3,762.64</b>
Principal Payments		4c Apartments		Total	<b>632,048.39</b>
Interest Payments		Total <b>1433</b>	<b>30,295,524.00</b>	<b>LIABILITIES, RESERVES, AND SURPLUS</b>	
<b>DEFERRED CHARGES</b>		Land Area <b>77.35</b> Sq. Miles		Cash Liabilities	<b>258,595.88</b>
SCHOOL, COUNTY, SPECIAL DISTRICT TAXES	<b>1,067,832.68</b>	Net Valuation Taxable-Municipal	<b>30,857,151</b>	Reserves for Receivables	<b>266,857.17</b>
RESERVE FOR UNCOLLECTED TAXES	<b>176,700.00</b>	Net Valuation Taxable-County	<b>47,273,436</b>	Surplus Dec. 31, 1982	<b>106,595.34</b>
<b>EXPENDITURES TOTAL</b>	<b>1,498,332.68</b>	State Equalized Valuation	<b>46,491,773</b>	Total	<b>632,048.39</b>
		State Equalization Ratio	<b>65.96</b>		

1502

Population 1980 **1,340**  
 Population 1982 **1,370**  
 S & P Rating  
 Moody Rating **A**

General Tax Rate Per \$100.

1.67  
 State Equalized Tax Rate  
 1.14

**BAY HEAD BOROUGH – OCEAN COUNTY****Form of Government:****Borough Council****Number of Members on Governing Body – 6****PER CAPITA:**

Gross Debt **1,149.81**  
 Net Debt **1,149.81**  
 Debt Service **65.85**  
 Total Tax Levy **1,140.67**  
 Municipal Expenditures **725.54**

**PER CENT:**

Gross Debt **1.33**  
 Net Debt **1.33**  
 Tax Levy Collected **97.47**  
 Tax Levy Cancelled, Abated  
 or Adjusted

EXPENDITURES		REVENUES-REALIZED		1982 PROPERTY TAX	
<b>GENERAL GOVERNMENT</b>				<b>STATE EQUALIZED TAX RATE</b> → <b>.41</b>	
Governing Body & Public Boards		1982 Property Taxes Collected	<b>1,519,071.46</b>	Local District School Taxes	<b>561,077.00</b>
Municipal Clerk		1982 Payments in Lieu of Taxes		Regional & Consolidated School Tax	
Financial Administration		Delinquent Tax & Lien Collections	<b>39,175.88</b>	School Taxes in Municipal Budget	
Assessment of Taxes	<b>6,250.00</b>	Business Personalty Replacement Taxes	<b>8,387.52</b>	County Taxes	<b>.41 *</b> <b>557,182.51</b>
Collection of Taxes	<b>16,375.00</b>	Taxes from Public Utilities	<b>123,631.16</b>	County Library Taxes	<b>.02</b> <b>32,020.09</b>
Planning, Housing & Development	<b>2,850.00</b>	Other Miscellaneous Tax Revenues		Local Municipal Purpose Taxes	<b>.29</b> <b>402,906.00</b>
Human Resources	<b>620.00</b>	State Aid Revenues	<b>7,812.89</b>	Veteran & Senior Citizen Taxes	<b>14,000.00</b>
Elections	<b>400.00</b>	Federal Aid Revenues		Total Taxes for Rate Computation	<b>1.13</b> <b>1,567,185.60</b>
General Administration (other)	<b>88,805.00</b>	State and Local Fiscal Assistance Act Utilized	<b>23,370.80</b>	Special District Taxes	
<b>JUDICIARY</b>		Sale of Acquired Property		Bank Corp. Taxes	<b>4,260.54</b>
Municipal Courts	<b>17,350.00</b>	Other Miscellaneous Revenues	<b>254,342.66</b>	Added and Omitted Taxes	<b>5,277.60</b>
<b>PUBLIC SAFETY</b>		Total	<b>1,975,792.37</b>	Total Taxes Levied - ABSTRACT	<b>1,562,723.74</b>
Fire Protection	<b>31,745.00</b>	Prior Years Surplus Appropriated	<b>337,375.00</b>	Total Taxes Billed	<b>1,558,463.20</b>
Police Protection	<b>177,062.00</b>	REVENUES TOTAL	<b>2,313,167.37</b>	1982 TAXES COLLECTED	<b>1,519,071.46</b>
Civil Defense & Disaster Control	<b>600.00</b>	Reserve For Uncollected Taxes	<b>110,037.81</b>	1982 Taxes Cancelled, Abated or Adjusted	
Environmental Inspection & Control	<b>4,100.00</b>	CAPITAL OUTLAY TOTAL	<b>268,873.87</b>	Transfer to Tax Title Liens or Foreclosed	
Other Public Safety		Public Enterprises		Balance Outstanding Dec. 31, 1982	<b>39,391.74</b>
<b>PUBLIC WORKS</b>		Recreation—Culture	<b>15,593.10</b>	<b>PRIOR YEARS TAXES OUTSTANDING</b>	
Streets and Drainage	<b>66,885.00</b>	Public Works	<b>253,280.77</b>	Balance January 1, 1982	<b>39,176.52</b>
Sewers and Sewage Processing	<b>100,300.00</b>	Buildings and Grounds		Collected in 1982	<b>39,175.88</b>
Garbage and Trash Disposal	<b>103,765.00</b>	Library and Education		Cancelled, Abated or Adjusted 1982	
Public Buildings and Grounds	<b>44,613.00</b>	Conservation		Transfers to Tax Title Liens or Foreclosed	
Other Public Works	<b>12,190.00</b>	All Other		Balance December 31, 1982	<b>.64</b>
<b>HEALTH and WELFARE</b>		CAPITAL DEBT AUTHORIZED, DECEMBER 31, 1982		<b>TAX TITLE LIENS OUTSTANDING</b>	
Health Services Except Environmental	<b>900.00</b>	ISSUED AND UNISSUED		Balance January 1, 1982	<b>21,480.46</b>
Welfare-Public Assistance	<b>2,350.00</b>	School		Transfer From Taxes	
Hospitals, Clinics, First Aid		Self-liquidating		Redeemed in 1982	
Animal, Insect, & Rodent Control	<b>700.00</b>	Other	<b>1,575,240</b>	Cancelled, Abated or Adjusted (1982)	
Other Welfare Services		Total	<b>1,575,240</b>	Transfers to Foreclosed Property	
<b>RECREATION and CONSERVATION</b>				Balance December 31, 1982	<b>21,480.46</b>
Beaches and Boardwalks	<b>1,500.00</b>	ISSUED AND OUTSTANDING		<b>PROPERTY ACQUIRED BY DEED OR</b>	
Parks, Playgrounds, Shade Trees	<b>4,105.00</b>	School		<b>FORECLOSURE</b>	
Land Reclamation & Conservation		Self-liquidating		Balance January 1, 1982	
Other Recreational Services		Other		Transfers From Taxes or Liens	
<b>EDUCATION (excluding schools)</b>		Total	<b>1,189,211.39</b>	Sale for Cash (1982)	
Libraries	<b>6,200.00</b>			Cancelled, Abated or Adjusted (1982)	
Other Educational Services		EQUALIZED VALUATION BASIS		Balance December 31, 1982	
<b>STATUTORY EXPENDITURES</b>		FOR NET DEBT COMPUTATION	<b>118,484,633</b>	<b>CURRENT FINANCES DECEMBER 31, 1982</b>	
Pensions & F. I. C. A.	<b>64,307.06</b>	REAL PROPERTY VALUATIONS		<b>ASSETS</b>	
Employee Fringe Benefits	<b>13,425.00</b>	Code Class # of Parcels % VAL'N		Cash Dec. 31, 1982	<b>747,083.23</b>
Other Statutory Expenditures	<b>1,500.00</b>	1 Vacant Land 105 4.50	<b>4,167,800.00</b>	Taxes Receivable	<b>39,392.38</b>
CETA And Other Public Employment Programs		2 Residential 875 88.69	<b>82,160,850.00</b>	Tax Title Liens	<b>21,480.46</b>
<b>MUNICIPAL FUNCTIONS</b>	<b>788,897.06</b>	3 Farm		Foreclosed Property	
<b>CAPITAL IMPROVEMENTS</b>	<b>*MEMO*</b> <b>10,000.00</b>	4a Commercial 42 6.20	<b>5,741,400.00</b>	Emergencies & Other Deferred Charges	<b>10,770.00</b>
<b>DEBT SERVICE</b>		4b Industrial		State and Federal Aid Receivable	<b>638.06</b>
Principal Payments	<b>37,600.00</b>	4c Apartments 2 .61	<b>563,300.00</b>	Other Receivables	<b>18,680.88</b>
Interest Payments	<b>52,615.50</b>	Total 1024	<b>92,633,350.00</b>	Total	<b>838,045.01</b>
<b>DEFERRED CHARGES</b>	<b>4,840.00</b>	Land Area .60 Sq. Miles		<b>LIABILITIES, RESERVES, AND SURPLUS</b>	
<b>SCHOOL, COUNTY, SPECIAL DISTRICT TAXES</b>	<b>1,150,279.60</b>	Net Valuation Taxable-Municipal	<b>93,049,980</b>	Cash Liabilities	<b>364,484.05</b>
<b>RESERVE FOR UNCOLLECTED TAXES</b>	<b>110,037.81</b>	Net Valuation Taxable-County	<b>119,636,900</b>	Reserves for Receivables	<b>79,553.72</b>
<b>EXPENDITURES</b>	<b>2,144,265.97</b>	State Equalized Valuation	<b>136,834,899</b>	Surplus Dec. 31, 1982	<b>394,007.24</b>
<b>TOTAL</b>		State Equalization Ratio	<b>68.11</b>	Total	<b>838,045.01</b>



0901

Population 1980 **65,047**  
 Population 1982 **64,283**  
 S & P Rating **A**  
 Moody Rating **A**

General Tax Rate Per \$100.

8.61

State Equalized Tax Rate

4.27

**BAYONNE CITY – HUDSON COUNTY****Form of Government:****Mayor–Council Plan C (OMCL 50)****Number of Members on Governing Body – 5**

PER CAPITA

Gross Debt **359.65**  
 Net Debt **112.91**  
 Debt Service **29.87**  
 Total Tax Levy **559.54**  
 Municipal Expenditures **424.66**

PER CENT:

Gross Debt **2.89**  
 Net Debt **.91**  
 Tax Levy Collected **97.97**  
 Tax Levy Cancelled, Abated or Adjusted **.24**

EXPENDITURES		REVENUES-REALIZED		1982 PROPERTY TAX	
<b>GENERAL GOVERNMENT</b>				<b>STATE EQUALIZED TAX RATE</b> →	
Governing Body & Public Baards	207,500.00	1982 Property Taxes Collected	35,182,099.95	Local District School Taxes	1.57 13,181,966.50
Municipal Clerk	105,060.00	1982 Payments in Lieu of Taxes	272,853.44	Regional & Consolidated School Tax	
Financial Administration	242,676.00	Delinquent Tax & Lien Collections	894,654.90	School Taxes in Municipal Budget	.06 504,937.50
Assessment of Taxes	56,600.00	Business Personalty Replacement Taxes	2,816,890.00	County Taxes	1.08 9,077,013.22
Collection of Taxes	114,250.00	Taxes from Public Utilities	2,980,505.00	County Library Taxes	
Planning, Housing & Development	49,700.00	Other Miscellaneous Tax Revenues		Local Municipal Purpose Taxes	1.56 13,064,011.15
Human Resources	367,438.00	State Aid Revenues	1,687,123.90	Veteran & Senior Citizen Taxes	
Elections	84,500.00	Federal Aid Revenues		Total Taxes for Rate Computation	4.27 36,360,729.03
General Administration (other)	2,022,618.00	State and Local Fiscal Assistance Act Utilized	835,192.68	Special District Taxes	
<b>JUDICIARY</b>		Sale of Acquired Property		Bank Corp. Taxes	61,071.12
Municipal Courts	245,300.00	Other Miscellaneous Revenues	3,290,425.68	Added and Omitted Taxes	79,710.81
<b>PUBLIC SAFETY</b>		Total	47,559,745.55	Total Taxes Levied - ABSTRACT	35,968,710.30
Fire Protection	4,618,000.00	Prior Years Surplus Appropriated	3,400,000.00	Total Taxes Billed	35,910,612.24
Police Protection	4,443,200.00	REVENUES	51,359,745.55	1982 TAXES COLLECTED	35,182,099.95
Civil Defense & Disaster Control	28,400.00	Reserve For Uncollected Taxes	1,701,470.04	1982 Taxes Cancelled, Abated or Adjusted	86,054.28
Environmental Inspection & Control	182,058.00	<b>CAPITAL OUTLAY</b>	2,277,775.49	Transfer to Tax Title Liens or Foreclosed	66,971.10
Other Public Safety	11,650.00	<b>TOTAL</b>		Balance Outstanding Dec. 31, 1982	575,486.91
<b>PUBLIC WORKS</b>				<b>PRIOR YEARS TAXES OUTSTANDING</b>	
Streets and Drainage	1,312,700.00	Public Enterprises	1,768.88	Balance January 1, 1982	714,487.31
Sewers and Sewage Processing	1,000.00	Recreation—Culture	798,516.73	Collected in 1982	523,392.76
Garbage and Trash Disposal	990,900.00	Public Works	5,402.26	Cancelled, Abated or Adjusted 1982	13,473.89
Public Buildings and Grounds	910,400.00	Buildings and Grounds	628,578.18	Transfers to Tax Title Liens or Foreclosed	15,356.78
Other Public Works	495,000.00	Library and Education	843,509.44	Balance December 31, 1982	162,263.88
<b>HEALTH and WELFARE</b>		Conservation		<b>TAX TITLE LIENS OUTSTANDING</b>	
Health Services Except Environmental	478,240.59	All Other		Balance January 1, 1982	518,554.95
Welfare-Public Assistance	251,081.00	<b>CAPITAL DEBT AUTHORIZED, DECEMBER 31, 1982</b>		Transfer From Taxes	84,336.22
Hospitals, Clinics, First Aid	85,000.00	<b>ISSUED AND UNISSUED</b>		Redeemed in 1982	371,262.14
Animal, Insect, & Rodent Control	7,200.00	<b>SCHOOL</b>	10,728,000	Cancelled, Abated or Adjusted (1982)	
Other Welfare Services	153,150.00	Self-liquidating	4,143,000	Transfers to Foreclosed Property	10,851.56
<b>RECREATION and CONSERVATION</b>		Other	8,248,250	Balance December 31, 1982	220,777.47
Beaches and Boardwalks		Total	23,119,250	<b>PROPERTY ACQUIRED BY DEED OR FORECLOSURE</b>	
Parks, Playgrounds, Shade Trees	1,089,525.00	<b>ISSUED AND OUTSTANDING</b>		Balance January 1, 1982	2,916,041.00
Land Reclamation & Conservation	1,000.00	<b>SCHOOL</b>	7,504,000.00	Transfers From Taxes or Liens	30,200.00
Other Recreational Services	109,700.00	Self-Liquidating	1,443,000.00	Sale for Cash (1982)	
<b>EDUCATION (excluding schools)</b>		Other	6,669,250.00	Cancelled, Abated or Adjusted (1982)	
Libraries		Total	15,616,250.00	Balance December 31, 1982	2,946,241.00
Other Educational Services		<b>EQUALIZED VALUATION BASIS</b>		<b>CURRENT FINANCES DECEMBER 31, 1982</b>	
<b>STATUTORY EXPENDITURES</b>		<b>FOR NET DEBT COMPUTATION</b>	800,394,697	<b>ASSETS</b>	
Pensions & F. I. C. A.	3,753,357.00	<b>REAL PROPERTY VALUATIONS</b>		Cash Dec. 31, 1982	8,900,321.02
Employee Fringe Benefits	780,000.00	<b>Code Class # of Parcels % VAL'N</b>		Taxes Receivable	737,750.79
Other Statutory Expenditures	70,000.00	1 Vacant Land 556 2.86	11,680,100.00	Tax Title Liens	220,777.47
<b>CETA And Other Public Employment Programs</b>		2 Residential 9641 44.65	182,591,250.00	Foreclosed Property	2,946,241.00
<b>MUNICIPAL FUNCTIONS</b>		3 Farm		Emergencies & Other Deferred Charges	251,736.15
<b>CAPITAL IMPROVEMENTS</b>	<b>*MEMO*</b>	4a Commercial 1438 13.63	55,741,700.00	State and Federal Aid Receivable	96,054.89
<b>DEBT SERVICE</b>		4b Industrial 182 33.19	135,714,400.00	Other Receivables	571,218.85
Principal Payments	972,000.00	4c Apartments 373 5.67	23,195,500.00	Total	13,724,100.17
Interest Payments	948,175.72	Total	408,922,950.00	<b>LIABILITIES, RESERVES, AND SURPLUS</b>	
<b>TYPE I SCHL DEBT *MEMU</b>	498,659.59	Land Area 5.39 Sq. Miles		Cash Liabilities	3,830,151.35
<b>DEFERRED CHARGES</b>	369,575.03	Net Valuation Taxable-Municipal	416,299,452	Reserves for Receivables	4,475,988.11
<b>SCHOOL, COUNTY, SPECIAL DISTRICT TAXES</b>	22,763,917.22	Net Valuation Taxable-County	879,608,341	Surplus Dec. 31, 1982	5,417,960.71
<b>RESERVE FOR UNCOLLECTED TAXES</b>	1,701,470.04	State Equalized Valuation	831,886,026	Total	13,724,100.17
<b>EXPENDITURES</b>		State Equalization Ratio	49.63		
<b>TOTAL</b>	50,062,341.60				

1981/3000

\* ABOVE DEBT SERVICE INCLUDES TYPE I SCHOOL DEBT



1503

Population 1980 **1,714**  
 Population 1982 **1,783**  
 S & P Rating  
 Moody Rating **BAA1**

General Tax Rate Per \$100. **2.38**  
 State Equalized Tax Rate **1.16**

**BEACH HAVEN BOROUGH - OCEAN CO.****Form of Government:****Commission (1911)****Number of Members on Governing Body - 3****PER CAPITA:**

Gross Debt **848.22**  
 Net Debt **812.76**  
 Debt Service **49.85**  
 Total Tax Levy **1,427.75**  
 Municipal Expenditures **831.36**

**PER CENT:**

Gross Debt **.84**  
 Net Debt **.80**  
 Tax Levy Collected **92.76**  
 Tax Levy Cancelled, Abated or Adjusted

EXPENDITURES		REVENUES-REALIZED		1982 PROPERTY TAX	
GENERAL GOVERNMENT				STATE EQUALIZED TAX RATE <b>1.16</b>	
Governing Body & Public Boards	1.00			Local District School Taxes	362,743.03
Municipal Clerk				Regional & Consolidated School Tax	547,527.43
Financial Administration	23,257.64			School Taxes in Municipal Budget	
Assessment of Taxes	11,323.73			County Taxes	854,449.87
Collection of Taxes	18,328.28			County Library Taxes	
Planning, Housing & Development	36,425.20			Local Municipal Purpose Taxes	736,400.00
Human Resources				Veteran & Senior Citizen Taxes	30,975.00
Elections				Total Taxes for Rate Computation	2,532,095.33
General Administration (other)	134,761.59			Special District Taxes	
JUDICIARY				Bank Corp. Taxes	16,204.00
Municipal Courts	16,631.00			Added and Omitted Taxes	28,354.90
PUBLIC SAFETY				Total Taxes Levied - ABSTRACT	2,545,679.23
Fire Protection	14,802.00			Total Taxes Billed	2,529,475.23
Police Protection	264,418.48			1982 TAXES COLLECTED	2,346,364.92
Civil Defense & Disaster Control	3,497.00			1982 Taxes Cancelled, Abated or Adjusted	
Environmental Inspection & Control	13,142.65			Transfer to Tax Title Liens or Foreclosed	131.18
Other Public Safety				Balance Outstanding Dec. 31, 1982	182,979.13
PUBLIC WORKS				PRIOR YEARS TAXES OUTSTANDING	
Streets and Drainage	182,998.63			Balance January 1, 1982	157,799.64
Sewers and Sewage Processing				Collected in 1982	157,799.64
Garbage and Trash Disposal	143,556.95			Cancelled, Abated or Adjusted 1982	
Public Buildings and Grounds	49,197.35			Transfers to Tax Title Liens or Foreclosed	
Other Public Works	2,400.00			Balance December 31, 1982	
HEALTH and WELFARE				TAX TITLE LIENS OUTSTANDING	
Health Services Except Environmental	1,234.33			Balance January 1, 1982	4,005.97
Welfare-Public Assistance	1,800.00			Transfer From Taxes	131.18
Hospitals, Clinics, First Aid	2,000.00			Redeemed in 1982	2,964.40
Animal, Insect, & Rodent Control	1,001.00			Cancelled, Abated or Adjusted (1982)	
Other Welfare Services				Transfers to Foreclosed Property	
RECREATION and CONSERVATION				Balance December 31, 1982	1,172.75
Beaches and Boardwalks	105,040.80			PROPERTY ACQUIRED BY DEED OR	
Parks, Playgrounds, Shade Trees	11,761.37			FORECLOSURE	
Land Reclamation & Conservation				Balance January 1, 1982	24,705.00
Other Recreational Services	8,590.50			Transfers From Taxes or Liens	
EDUCATION (excluding schools)				Sale for Cash (1982)	
Libraries	28,906.00			Cancelled, Abated or Adjusted (1982)	
Other Educational Services				Balance December 31, 1982	24,705.00
STATUTORY EXPENDITURES				CURRENT FINANCES DECEMBER 31, 1982	
Pensions & F. I. C. A.	98,550.34			ASSETS	
Employee Fringe Benefits	34,470.00			Cash Dec. 31, 1982	855,797.79
Other Statutory Expenditures	3,998.54			Taxes Receivable	182,979.13
CETA And Other Public Employment Programs				Tax Title Liens	1,172.75
MUNICIPAL FUNCTIONS TOTAL	1,212,094.38			Foreclosed Property	24,705.00
CAPITAL IMPROVEMENTS *MEMO*				Emergencies & Other Deferred Charges	82,950.00
DEBT SERVICE				State and Federal Aid Receivable	
Principal Payments	27,950.55			Other Receivables	9,728.90
Interest Payments	60,924.45			Total	1,157,333.57
DEFERRED CHARGES	18,751.12			LIABILITIES, RESERVES, AND SURPLUS	
SCHOOL, COUNTY, SPECIAL DISTRICT TAXES	1,764,720.33			Cash Liabilities	571,421.29
RESERVE FOR UNCOLLECTED TAXES	162,600.00			Reserves for Receivables	218,585.78
EXPENDITURES TOTAL	3,247,040.83			Surplus Dec. 31, 1982	367,326.50
				Total	1,157,333.57

1504

Population 1980 7,687  
 Population 1982 8,006  
 S & P Rating  
 Moody Rating BAA1

General Tax Rate Per \$100.

3.35

State Equalized Tax Rate

2.62

## BEACHWOOD BOROUGH – OCEAN COUNTY

Form of Government:

Borough Council

Number of Members on Governing Body – 6

PER CAPITA:

Grass Debt 764.83  
 Net Debt 209.01  
 Debt Service 24.02  
 Total Tax Levy 448.77  
 Municipal Expenditures 214.58

PER CENT:

Grass Debt 5.07  
 Net Debt 1.38  
 Tax Levy Collected 90.75  
 Tax Levy Cancelled, Abated or Adjusted .48

EXPENDITURES		REVENUES-REALIZED		1982 PROPERTY TAX	
GENERAL GOVERNMENT				STATE EQUALIZED TAX RATE →	
Governing Body & Public Boards		1982 Property Taxes Collected		Local District School Taxes	
Municipal Clerk		1982 Payments in Lieu of Taxes		Regional & Consolidated School Tax 1.58	
Financial Administration	27,490.00	Delinquent Tax & Lien Collections	297,217.17	School Taxes in Municipal Budget	2,058,107.71
Assessment of Taxes	12,973.00	Business Personalty Replacement Taxes	10,925.88	County Taxes .43 *	574,350.82
Collection of Taxes	28,000.48	Taxes from Public Utilities	250,132.33	County Library Taxes .02	33,006.73
Planning, Housing & Development	5,625.00	Other Miscellaneous Tax Revenues		Local Municipal Purpose Taxes .57	761,103.19
Human Resources		State Aid Revenues	53,216.22	Veteran & Senior Citizen Taxes	56,100.00
Elections	1,500.00	Federal Aid Revenues		Total Taxes for Rate Computation 2.60	3,562,668.45
General Administration (other)	226,896.17	State and Local Fiscal Assistance Act Utilized	101,543.00	Special District Taxes	
JUDICIARY		Sale of Acquired Property		Bank Corp. Taxes	
Municipal Courts	29,600.00	Other Miscellaneous Revenues	593,862.77	Added and Omitted Taxes	126,300.61
PUBLIC SAFETY		Total	4,647,493.06	Total Taxes Levied - ABSTRACT	3,592,869.06
Fire Protection	30,940.00	Prior Years Surplus Appropriated	330,000.00	Total Taxes Billed	3,592,869.06
Police Protection	259,485.00	REVENUES TOTAL	4,977,493.06	1982 TAXES COLLECTED	3,260,595.69
Civil Defense & Disaster Control	2,975.00	Reserve For Uncollected Taxes	351,110.32	1982 Taxes Cancelled, Abated or Adjusted	17,153.12
Environmental Inspection & Control	7,050.00	CAPITAL OUTLAY TOTAL	179,504.00	Transfer to Tax Title Liens or Foreclosed	21,956.96
Other Public Safety				Balance Outstanding Dec. 31, 1982	287,428.11
PUBLIC WORKS				PRIOR YEARS TAXES OUTSTANDING	
Streets and Drainage	160,041.00	Public Enterprises	58,566.00	Balance January 1, 1982	268,719.94
Sewers and Sewage Processing		Recreation—Culture		Collected in 1982	255,500.98
Garbage and Trash Disposal	106,401.00	Public Works	80,538.00	Cancelled, Abated or Adjusted 1982	
Public Buildings and Grounds	51,062.00	Buildings and Grounds		Transfers to Tax Title Liens or Foreclosed	6,392.06
Other Public Works	1,850.00	Library and Education		Balance December 31, 1982	6,826.90
HEALTH and WELFARE		Conservation		TAX TITLE LIENS OUTSTANDING	
Health Services Except Environmental	2,642.00	All Other		Balance January 1, 1982	63,676.07
Welfare-Public Assistance	12,100.00	CAPITAL DEBT AUTHORIZED, DECEMBER 31, 1982		Transfer From Taxes	29,758.93
Hospitals, Clinics, First Aid		ISSUED AND UNISSUED GROSS DEBT NET DEBT		Redeemed in 1982	41,716.19
Animal, Insect, & Rodent Control		School 1,673,597		Cancelled, Abated or Adjusted (1982)	
Other Welfare Services		Self-liquidating 2,776,300		Transfers to Foreclosed Property	
RECREATION and CONSERVATION		Other 1,673,350	1,673,350	Balance December 31, 1982	51,718.81
Beaches and Boardwalks	9,750.00	Total 6,123,247	1,673,350	PROPERTY ACQUIRED BY DEED OR FORECLOSURE	
Parks, Playgrounds, Shade Trees	2,350.00	ISSUED AND OUTSTANDING		Balance January 1, 1982	981,210.00
Land Reclamation & Conservation		School 1,673,597.67		Transfers From Taxes or Liens	
Other Recreational Services	9,325.00	Self-Liquidating 367,000.00		Sale for Cash (1982)	
EDUCATION (excluding schools)		Other 714,335.00		Cancelled, Abated or Adjusted (1982)	
Libraries	7,060.00	Total 2,754,932.67		Balance December 31, 1982	981,210.00
Other Educational Services		EQUALIZED VALUATION BASIS FOR NET DEBT COMPUTATION	120,824,406	CURRENT FINANCES DECEMBER 31, 1982 ASSETS	
STATUTORY EXPENDITURES		REAL PROPERTY VALUATIONS		Cash Dec. 31, 1982	2,319,051.30
Pensions & F. I. C. A.	88,000.00	Code Class # of Parcels % VAL'N		Taxes Receivable	254,255.01
Employee Fringe Benefits	33,100.00	1 Vacant Land 2054 7.91	8,129,050.00	Tax Title Liens	51,718.81
Other Statutory Expenditures	14,000.00	2 Residential 2654 88.11	90,532,500.00	Foreclosed Property	981,210.00
CETA And Other Public Employment Programs		3 Farm		Emergencies & Other Deferred Charges	4,009.90
MUNICIPAL FUNCTIONS TOTAL	1,170,215.65	4a Commercial 65 3.98	4,090,300.00	State and Federal Aid Receivable	
CAPITAL IMPROVEMENTS *MEMC*	80,000.00	4b Industrial		Other Receivables	56,647.46
DEBT SERVICE		4c Apartments		Total	3,706,892.48
Principal Payments	144,200.00	Total 4773	102,751,850.00	LIABILITIES, RESERVES, AND SURPLUS	
Interest Payments	48,099.90	Land Area 2.80 Sq. Miles		Cash Liabilities	1,290,220.71
DEFERRED CHARGES	4,330.86	Net Valuation Taxable-Municipal	103,428,135	Reserves for Receivables	1,383,831.28
SCHOOL, COUNTY, SPECIAL DISTRICT TAXES	2,705,465.26	Net Valuation Taxable-County	123,279,112	Surplus Dec. 31, 1982	1,032,840.49
RESERVE FOR UNCOLLECTED TAXES	351,110.32	State Equalized Valuation	132,308,171	Total	3,706,892.48
EXPENDITURES TOTAL	4,423,421.99	State Equalization Ratio	78.06		

1981/3000



1801

Population 1980 **2,469**  
 Population 1982 **2,454**  
 S & P Rating  
 Moody Rating

General Tax Rate Per \$100.

State Equalized Tax Rate **1.81**  
**1.02**

**BEDMINSTER TOWNSHIP - SOMERSET CO.****Form of Government:****Township Committee****Number of Members on Governing Body - 3****PER CAPITA:**

Gross Debt **1,725.14**  
 Net Debt **1,676.13**  
 Debt Service **32.80**  
 Total Tax Levy **1,206.05**  
 Municipal Expenditures **704.00**

**PER CENT:**

Gross Debt **1.82**  
 Net Debt **1.77**  
 Tax Levy Collected **97.52**  
 Tax Levy Cancelled, Abated or Adjusted

EXPENDITURES		REVENUES-REALIZED		1982 PROPERTY TAX	
<b>GENERAL GOVERNMENT</b>				<b>STATE EQUALIZED TAX RATE</b> → <b>.34</b>	
Governing Body & Public Boards		1982 Property Taxes Collected	<b>2,890,844.92</b>	Local District School Taxes	<b>992,082.00</b>
Municipal Clerk		1982 Payments in Lieu of Taxes		Regional & Consolidated School Tax	
Financial Administration	<b>29,085.00</b>	Delinquent Tax & Lien Collections	<b>83,333.36</b>	School Taxes in Municipal Budget	
Assessment of Taxes	<b>18,588.00</b>	Business Personalty Replacement Taxes	<b>59,576.56</b>	County Taxes	<b>1,177,905.39</b>
Collection of Taxes	<b>10,709.00</b>	Taxes from Public Utilities	<b>258,465.00</b>	County Library Taxes	
Planning, Housing & Development	<b>116,711.89</b>	Other Miscellaneous Tax Revenues		Local Municipal Purpose Taxes	<b>783,993.88</b>
Human Resources		State Aid Revenues	<b>22,686.37</b>	Veteran & Senior Citizen Taxes	<b>18,175.00</b>
Elections		Federal Aid Revenues		Total Taxes for Rate Computation	<b>1.02</b>
General Administration (other)	<b>357,290.25</b>	State and Local Fiscal Assistance Act Utilized	<b>21,162.60</b>	Special District Taxes	
<b>JUDICIARY</b>		Sale of Acquired Property		Bank Corp. Taxes	<b>3,872.03</b>
Municipal Courts	<b>37,675.00</b>	Other Miscellaneous Revenues	<b>354,439.60</b>	Added and Omitted Taxes	<b>1,799.55</b>
<b>PUBLIC SAFETY</b>		Total	<b>3,730,508.41</b>	Total Taxes Levied - ABSTRACT	<b>2,959,652.85</b>
Fire Protection	<b>45,000.00</b>	Prior Years Surplus Appropriated	<b>411,421.53</b>	Total Taxes Billed	<b>2,964,281.69</b>
Police Protection	<b>241,301.00</b>	<b>REVENUES</b>	<b>4,141,929.94</b>	1982 TAXES COLLECTED	<b>2,890,844.92</b>
Civil Defense & Disaster Control	<b>500.00</b>	Reserve For Uncollected Taxes	<b>148,803.79</b>	1982 Taxes Cancelled, Abated or Adjusted	
Environmental Inspection & Control	<b>30,560.00</b>	<b>CAPITAL OUTLAY</b>	<b>156,971.74</b>	Transfer to Tax Title Liens or Foreclosed	<b>2,050.66</b>
Other Public Safety		<b>TOTAL</b>	<b>156,971.74</b>	Balance Outstanding Dec. 31, 1982	<b>71,386.11</b>
<b>PUBLIC WORKS</b>				<b>PRIOR YEARS TAXES OUTSTANDING</b>	
Streets and Drainage	<b>299,511.60</b>	Public Enterprises	<b>12,019.97</b>	Balance January 1, 1982	<b>80,834.88</b>
Sewers and Sewage Processing		Recreation—Culture		Collected in 1982	<b>79,715.82</b>
Garbage and Trash Disposal		Public Works	<b>19,765.87</b>	Cancelled, Abated or Adjusted 1982	
Public Buildings and Grounds	<b>27,485.00</b>	Buildings and Grounds	<b>165,185.90</b>	Transfers to Tax Title Liens or Foreclosed	<b>1,119.06</b>
Other Public Works	<b>8,907.00</b>	Library and Education		Balance December 31, 1982	
<b>HEALTH and WELFARE</b>		Conservation		<b>TAX TITLE LIENS OUTSTANDING</b>	
Health Services Except Environmental	<b>38,405.00</b>	All Other		Balance January 1, 1982	<b>3,087.19</b>
Welfare-Public Assistance	<b>4,350.00</b>	<b>CAPITAL DEBT AUTHORIZED, DECEMBER 31, 1982</b>		Transfer From Taxes	<b>3,325.67</b>
Hospitals, Clinics, First Aid		<b>ISSUED AND UNISSUED</b>	<b>GROSS DEBT</b>	Redeemed in 1982	<b>3,617.54</b>
Animal, Insect, & Rodent Control		School		Cancelled, Abated or Adjusted (1982)	
Other Welfare Services		Self-liquidating		Transfers to Foreclosed Property	
<b>RECREATION and CONSERVATION</b>		Other	<b>4,233,500</b>	Balance December 31, 1982	<b>2,795.32</b>
Beaches and Boardwalks		Total	<b>4,233,500</b>	<b>PROPERTY ACQUIRED BY DEED OR FORECLOSURE</b>	
Parks, Playgrounds, Shade Trees				Balance January 1, 1982	
Land Reclamation & Conservation	<b>4,066.11</b>	<b>ISSUED AND OUTSTANDING</b>		Transfers From Taxes or Liens	
Other Recreational Services	<b>6,900.00</b>	School		Sale for Cash (1982)	
<b>EDUCATION (excluding schools)</b>		Self-liquidating		Cancelled, Abated or Adjusted (1982)	
Libraries	<b>15,000.00</b>	Other	<b>1,466,000.00</b>	Transfers to Foreclosed Property	
Other Educational Services	<b>1,080.00</b>	Total	<b>1,466,000.00</b>	Balance December 31, 1982	<b>2,795.32</b>
<b>STATUTORY EXPENDITURES</b>		<b>EQUALIZED VALUATION BASIS</b>	<b>232,455,884</b>	<b>CURRENT FINANCES DECEMBER 31, 1982</b>	
Pensions & F. I. C. A.	<b>71,484.25</b>	<b>FOR NET DEBT COMPUTATION</b>		<b>ASSETS</b>	
Employee Fringe Benefits	<b>25,352.00</b>	<b>REAL PROPERTY VALUATIONS</b>		Cash Dec. 31, 1982	<b>1,323,844.42</b>
Other Statutory Expenditures	<b>3,160.00</b>	Code Class # of Parcels % VAL'N	<b>ASSESSED VALUATION</b>	Taxes Receivable	<b>71,386.11</b>
<b>CETA And Other Public Employment Programs</b>		1 Vacant Land 102 4.05	<b>6,103,900.00</b>	Tax Title Liens	<b>2,795.32</b>
<b>MUNICIPAL FUNCTIONS</b>	<b>1,453,121.10</b>	2 Residential 548 31.02	<b>46,763,100.00</b>	Foreclosed Property	
<b>CAPITAL IMPROVEMENTS</b>	<b>35,000.00</b>	3 Farm 355 21.90	<b>33,013,659.00</b>	Emergencies & Other Deferred Charges	
<b>DEBT SERVICE</b>		4a Commercial 67 43.03	<b>64,858,900.00</b>	State and Federal Aid Receivable	
Principal Payments		4b Industrial		Other Receivables	<b>12,395.38</b>
Interest Payments	<b>80,492.60</b>	4c Apartments		Total	<b>1,410,421.23</b>
		Total 1072	<b>150,739,559.00</b>	<b>LIABILITIES, RESERVES, AND SURPLUS</b>	
<b>DEFERRED CHARGES</b>	<b>5,200.00</b>	Land Area 26.70 Sq. Miles		Cash Liabilities	<b>232,265.85</b>
<b>SCHOOL, COUNTY, SPECIAL DISTRICT TAXES</b>	<b>2,169,987.39</b>	Net Valuation Taxable-Municipal	<b>163,673,043</b>	Reserves for Receivables	<b>86,576.81</b>
<b>RESERVE FOR UNCOLLECTED TAXES</b>	<b>148,803.79</b>	Net Valuation Taxable-County	<b>247,874,732</b>	Surplus Dec. 31, 1982	<b>1,091,578.57</b>
<b>EXPENDITURES</b>	<b>3,897,604.88</b>	State Equalized Valuation	<b>280,676,928</b>	Total	<b>1,410,421.23</b>
<b>TOTAL</b>		State Equalization Ratio	<b>56.30</b>		



0701

Population 1980 **35,367**  
 Population 1982 **35,205**  
 S & P Rating  
 Moody Rating

General Tax Rate Per \$100.

4.82

State Equalized Tax Rate

3.54

**BELLEVILLE TOWNSHIP - ESSEX COUNTY****Form of Government:****Commission (1911)****Number of Members on Governing Body - 5**

PER CAPITA:

Gross Debt **70.52**  
 Net Debt **25.72**  
 Debt Service **.79**  
 Total Tax Levy **613.23**  
 Municipal Expenditures **351.48**

PER CENT:

Gross Debt **.44**  
 Net Debt **.16**  
 Tax Levy Collected **95.79**  
 Tax Levy Cancelled, Abated or Adjusted **1.24**

EXPENDITURES		REVENUES-REALIZED		1982 PROPERTY TAX	
<b>GENERAL GOVERNMENT</b>				<b>STATE EQUALIZED TAX RATE</b> <span style="float:right">↓</span>	
Governing Body & Public Boards	45,932.10	1982 Property Taxes Collected	20,702,204.23	Local District School Taxes	1.46 8,869,975.00
Municipal Clerk	52,500.00	1982 Payments in Lieu of Taxes		Regional & Consolidated School Tax	
Financial Administration	106,585.54	Delinquent Tax & Lien Collections	666,593.57	School Taxes in Municipal Budget	
Assessment of Taxes	40,303.18	Business Personalty Replacement Taxes	910,853.84	County Taxes	1.08 6,543,511.87
Collection of Taxes	37,987.00	Taxes from Public Utilities	1,927,106.00	County Library Taxes	
Planning, Housing & Development	27,720.00	Other Miscellaneous Tax Revenues		Local Municipal Purpose Taxes	1.00 6,066,301.62
Human Resources	33,500.00	State Aid Revenues	850,999.35	Veteran & Senior Citizen Taxes	354,600.00
Elections	9,219.77	Federal Aid Revenues		Total Taxes for Rate Computation	3.54 21,834,388.49
General Administration (other)	702,554.38	State and Local Fiscal Assistance Act Utilized	754,173.00	Special District Taxes	
<b>JUDICIARY</b>		Sale of Acquired Property		Bank Corp. Taxes	18,481.56
Municipal Courts	53,696.11	Other Miscellaneous Revenues	1,224,613.71	Added and Omitted Taxes	90,511.04
<b>PUBLIC SAFETY</b>		Total	27,116,543.70	Total Taxes Levied - ABSTRACT	21,588,781.09
Fire Protection	1,889,284.63	Prior Years Surplus Appropriated	950,000.00	Total Taxes Billed	21,611,545.94
Police Protection	2,468,369.26	REVENUES	28,066,543.70	1982 TAXES COLLECTED	20,702,204.23
Civil Defense & Disaster Control	6,391.00	Reserve For Uncollected Taxes	1,303,759.60	1982 Taxes Cancelled, Abated or Adjusted	267,715.16
Environmental Inspection & Control	95,002.00			Transfer to Tax Title Liens or Foreclosed	71,728.22
Other Public Safety	21,300.00			Balance Outstanding Dec. 31, 1982	569,898.33
<b>PUBLIC WORKS</b>		<b>CAPITAL OUTLAY</b>	<b>TOTAL</b>	<b>PRIOR YEARS TAXES OUTSTANDING</b>	
Streets and Drainage	907,937.73	Public Enterprises	50,391.48	Balance January 1, 1982	689,490.06
Sewers and Sewage Processing	657,989.85	Recreation—Culture		Collected in 1982	661,362.76
Garbage and Trash Disposal	500,000.00	Public Works	108,967.63	Cancelled, Abated or Adjusted 1982	1,385.79
Public Buildings and Grounds	367,303.46	Buildings and Grounds	8,828.54	Transfers to Tax Title Liens or Foreclosed	17,282.13
Other Public Works	131,686.00	Library and Education	180.60	Balance December 31, 1982	9,459.38
<b>HEALTH and WELFARE</b>		Conservation		<b>TAX TITLE LIENS OUTSTANDING</b>	
Health Services Except Environmental	456,241.38	All Other		Balance January 1, 1982	226,148.38
Welfare-Public Assistance	78,523.06			Transfer From Taxes	91,541.99
Hospitals, Clinics, First Aid	25,874.70	<b>CAPITAL DEBT AUTHORIZED, DECEMBER 31, 1982</b>		Redeemed in 1982	5,230.81
Animal, Insect, & Rodent Control	4,000.00	<b>ISSUED AND UNISSUED</b>	<b>GROSS DEBT</b>	Cancelled, Abated or Adjusted (1982)	
Other Welfare Services		School	1,577,000	Transfers to Foreclosed Property	
<b>RECREATION and CONSERVATION</b>		Self-liquidating	311,000	Balance December 31, 1982	312,459.56
Beaches and Boardwalks		Other	594,500	<b>PROPERTY ACQUIRED BY DEED OR FORECLOSURE</b>	
Parks, Playgrounds, Shade Trees	190,991.63	Total	2,482,500	Balance January 1, 1982	45,300.00
Land Reclamation & Conservation				Transfers From Taxes or Liens	
Other Recreational Services	362,243.15	<b>ISSUED AND OUTSTANDING</b>		Sale for Cash (1982)	
<b>EDUCATION (excluding schools)</b>		School	1,577,000.00	Cancelled, Abated or Adjusted (1982)	
Libraries	274,338.00	Self-Liquidating		Balance December 31, 1982	45,300.00
Other Educational Services		Other	369,000.00	<b>CURRENT FINANCES DECEMBER 31, 1982</b>	
<b>STATUTORY EXPENDITURES</b>		Total	1,946,000.00	<b>ASSETS</b>	
Pensions & F. I. C. A.	617,966.58	<b>EQUALIZED VALUATION BASIS</b>	<b>560,294,763</b>	Cash Dec. 31, 1982	4,845,366.87
Employee Fringe Benefits	618,043.38	<b>FOR NET DEBT COMPUTATION</b>		Taxes Receivable	579,357.71
Other Statutory Expenditures	34,000.00	<b>REAL PROPERTY VALUATIONS</b>		Tax Title Liens	312,459.56
<b>CETA And Other Public Employment Programs</b>		Code Class # of Parcels % VAL'N	ASSESSED VALUATION	Foreclosed Property	45,300.00
<b>MUNICIPAL FUNCTIONS</b>		1 Vacant Land 294 .45	1,992,400.00	Emergencies & Other Deferred Charges	20,000.00
<b>CAPITAL IMPROVEMENTS</b>	<b>*MEMO*</b>	2 Residential 7139 66.31	292,252,100.00	State and Federal Aid Receivable	7,399.57
<b>DEBT SERVICE</b>		3 Farm		Other Receivables	65,485.90
Principal Payments		4a Commercial 596 12.48	54,587,200.00	Total	5,875,369.61
Interest Payments	27,751.89	4b Industrial 169 10.25	45,187,200.00	<b>LIABILITIES, RESERVES, AND SURPLUS</b>	
		4c Apartments 139 10.51	46,309,100.00	Cash Liabilities	2,527,606.62
		Total 8337	440,768,000.00	Reserves for Receivables	995,271.17
<b>DEFERRED CHARGES</b>	144,980.20	Land Area 3.30 Sq. Miles		Surplus Dec. 31, 1982	1,352,491.82
<b>SCHOOL, COUNTY, SPECIAL DISTRICT TAXES</b>	15,413,486.87	Net Valuation Taxable-Municipal	446,494,500	Total	5,875,369.61
<b>RESERVE FOR UNCOLLECTED TAXES</b>	1,303,759.60	Net Valuation Taxable-County	593,114,053		
<b>EXPENDITURES</b>		State Equalized Valuation	605,271,016		
<b>TOTAL</b>	<b>27,787,466.45</b>	State Equalization Ratio	73.52		

0404  
 Population 1980 13,721  
 Population 1982 13,768  
 S & P Rating  
 Moody Rating

General Tax Rate Per \$100.  
 State Equalized Tax Rate  
 4.10  
 3.22

**BELLMAWR BOROUGH -CAMDEN COUNTY**  
**Form of Government:**  
**Borough Council**  
**Number of Members on Governing Body - 6**

PER CAPITAL:  
 Gross Debt 311.13  
 Net Debt 110.45  
 Debt Service 29.97  
 Total Tax Levy 503.10  
 Municipal Expenditures 212.10  
 PER CENT:  
 Gross Debt 2.16  
 Net Debt .77  
 Tax Levy Collected 94.78  
 Tax Levy Cancelled, Abated or Adjusted .04

EXPENDITURES		REVENUES-REALIZED		1982 PROPERTY TAX	
GENERAL GOVERNMENT				STATE EQUALIZED TAX RATE	
Governing Body & Public Boords	24,000.00	1982 Property Taxes Collected 6,560,303.96		Local District School Taxes 1.01	2,171,486.50
Municipal Clerk		1982 Payments in Lieu of Taxes		Regional & Consolidated School Tax .55	1,181,832.98
Finoncial Administration	17,771.99	Delinquent Tax & Lien Collections 204,281.70		School Taxes in Municipal Budget	
Assessment of Taxes	17,110.00	Business Personalty Replacement Taxes 104,440.88		County Taxes 1.13	* 2,417,208.08
Collection of Taxes	30,511.57	Taxes from Public Utilities 711,146.00		County Library Taxes .03	56,370.00
Planning, Housing & Development	5,200.00	Other Miscellaneous Tax Revenues		Local Municipal Purpose Taxes .50	1,071,000.00
Human Resources		State Aid Revenues 146,587.67		Veteran & Senior Citizen Taxes	155,050.00
Elections	6,075.00	Federal Aid Revenues		Total Taxes for Rate Computation 3.22	7,052,947.56
General Administration (other)	312,828.06	State and Local Fiscal Assistance Act Utilized 99,362.00		Special District Taxes	
JUDICIARY		Sole of Acquired Property		Bank Corp. Taxes	11,532.92
Municipal Courts	56,285.86	Other Miscellaneous Revenues 296,146.62		Added and Omitted Taxes	17,267.48
PUBLIC SAFETY		Total 8,122,268.83		Total Taxes Levied - ABSTRACT	6,926,697.96
Fire Protection	61,493.01	Prior Years Surplus Appropriated 495,000.00		Total Taxes Billed	6,921,848.69
Police Protection	578,047.53	REVENUES TOTAL 8,617,268.83		1982 TAXES COLLECTED	6,560,303.96
Civil Defense & Disaster Control	1,270.00	Reserve For Uncollected Taxes 290,452.30		1982 Taxes Cancelled, Abated or Adjusted	2,502.83
Environmental Inspection & Control	13,344.96	CAPITAL OUTLAY TOTAL 754,261.58		Transfer to Tax Title Liens or Foreclosed	
Other Public Safety		Public Enterprises 584,972.41		Bolonce Outstanding Dec. 31, 1982	359,041.90
PUBLIC WORKS		Recreation—Culture 203,320.94		PRIOR YEARS TAXES OUTSTANDING	
Streets and Drainage	421,047.53	Buildings and Grounds 5,968.23		Bolonce January 1, 1982	230,423.53
Sewers and Sewoge Processing		Librory and Education		Collected in 1982	195,958.46
Gorbage and Trosh Disposol	155,297.44	Conservation		Cancelled, Abated or Adjusted 1982	1,181.49
Public Buildings and Grounds	49,116.04	All Other		Transfers to Tax Title Liens or Foreclosed	
Other Public Works	17,000.00	CAPITAL DEBT AUTHORIZED, DECEMBER 31, 1982		Bolonce December 31, 1982	33,283.58
HEALTH and WELFARE		ISSUED AND UNISSUED GROSS DEBT NET DEBT		TAX TITLE LIENS OUTSTANDING	
Health Services Except Environmental	7,300.00	School 1,312,948		Bolonce January 1, 1982	51,782.52
Welfare-Public Assistance	8,134.00	Self-liquidoting 1,307,800		Transfer From Taxes	
Hospitals, Clinics, First Aid		Other 1,662,865		Redeemed in 1982	8,323.24
Animal, Insect, & Rodent Control	2,420.00	Total 4,283,613		Cancelled, Abated or Adjusted (1982)	
Other Welfare Services		Total 1,520,660		Transfers to Foreclosed Property	
RECREATION and CONSERVATION		ISSUED AND OUTSTANDING		Bolonce December 31, 1982	43,459.28
Beoches and Boordwalks		School 1,312,948.30		PROPERTY ACQUIRED BY DEED OR FORECLOSURE	
Parks, Playgrounds, Shode Trees	121,500.00	Self-Liquidoting 1,307,800.00		Bolonce January 1, 1982	3,261.00
Land Reclomotion & Conservation		Other 249,000.00		Transfers From Taxes or Liens	
Other Recreational Services	13,000.00	Total 2,869,748.30		Sole for Cash (1982)	
EDUCATION (excluding schools)		EQUALIZED VALUATION BASIS FOR NET DEBT COMPUTATION 158,578,609		Cancelled, Abated or Adjusted (1982)	
Libraries	8,150.00	REAL PROPERTY VALUATIONS		Bolonce December 31, 1982	3,261.00
Other Educational Services		Code Class # of Parcels % VAL'N ASSESSED VALUATION		CURRENT FINANCES DECEMBER 31, 1982	
STATUTORY EXPENDITURES		1 Vacant Land 196 1.73 2,879,600.00		ASSETS	
Pensions & F. I. C. A.	154,814.30	2 Residential 3273 64.13 106,826,800.00		Cash Dec. 31, 1982	1,225,476.92
Employee Fringe Benefits	72,425.00	3 Farm 107 7.25 12,082,900.00		Taxes Receivable	392,325.48
Other Statutory Expenditures	10,000.00	4a Commercial 63 19.46 32,409,800.00		Tax Title Liens	43,459.28
CETA And Other Public Employment Programs		4c Aportments 9 7.43 12,382,950.00		Foreclosed Property	3,261.00
MUNICIPAL FUNCTIONS TOTAL 2,164,142.29		Total 3648 166,582,050.00		Emergencies & Other Deferred Chorges	19,134.85
CAPITAL IMPROVEMENTS *MEMO* 41,200.00		Land Area 2.99 Sq. Miles		State and Federal Aid Receivable	
DEBT SERVICE		Net Valuation Taxable-Municipal 168,232,564		Other Receivables	28,618.01
Principal Payments 241,943.00		Net Valuation Taxable-County 208,400,282		Total 1,712,275.58	
Interest Payments 170,673.70		State Equalized Valuation 213,886,829		LIABILITIES, RESERVES, AND SURPLUS	
DEFERRED CHARGES 52,915.10		State Equalization Ratio 78.50		Cash Liabilities	1,024,962.25
SCHOOL, COUNTY, SPECIAL DISTRICT TAXES 5,826,897.56				Reserves for Receivobles	467,663.77
RESERVE FOR UNCOLLECTED TAXES 290,452.30				Surplus Dec. 31, 1982	219,649.56
EXPENDITURES TOTAL 8,747,023.95				Total 1,712,275.58	



## BELMAR BOROUGH - MONMOUTH COUNTY

## Form of Government:

Commission (1911)

Number of Members on Governing Body - 3

## PER CAPITA.

Gross Debt	707.73	PER CENT	Gross Debt	3.33
Net Debt	707.73		Net Debt	3.33
Debt Service	43.88		Tax Levy Collected	92.75
Total Tax Levy	553.45		Tax Levy Cancelled, Abated	
Municipal Expenditures	705.98		or Adjusted	.74

Population 1980	6,771	General Tax Rate Per \$100.	
Population 1982	6,686		
S & P Rating		5.39	
Moody Rating	A	State Equalized Tax Rate	
		2.42	

EXPENDITURES		REVENUES-REALIZED		1982 PROPERTY TAX	
GENERAL GOVERNMENT				STATE EQUALIZED TAX RATE	
Governing Body & Public Boards		1982 Property Taxes Collected	3,431,543.33	Local District School Taxes	.98
Municipal Clerk		1982 Payments in Lieu of Taxes		Regional & Consolidated School Tax	1,498,468.00
Financial Administration		Delinquent Tax & Lien Collections	167,934.82	School Taxes in Municipal Budget	
Assessment of Taxes	126,350.00	Business Personalty Replacement Taxes	57,040.00	County Taxes	.53
Collection of Taxes	145,300.00	Taxes from Public Utilities	295,292.00	County Library Taxes	
Planning, Housing & Development	20,500.00	Other Miscellaneous Tax Revenues		Local Municipal Purpose Taxes	.90
Human Resources		State Aid Revenues	56,407.77	Veteran & Senior Citizen Taxes	
Elections	1,400.00	Federal Aid Revenues		Total Taxes for Rate Computation	2.41
General Administration (other)	387,980.00	State and Local Fiscal Assistance Act Utilized	133,202.00	Special District Taxes	
JUDICIARY		Sale of Acquired Property		Bank Corp. Taxes	1,598.66
Municipal Courts	69,500.00	Other Miscellaneous Revenues		Added and Omitted Taxes	9,228.85
PUBLIC SAFETY		Total	6,454,269.32	Total Taxes Levied - ABSTRACT	3,700,377.99
Fire Protection	48,100.00	Prior Years Surplus Appropriated	1,156,000.00	Total Taxes Billed	3,659,769.78
Police Protection	829,850.00	REVENUES TOTAL	7,650,269.32	1982 TAXES COLLECTED	3,431,543.33
Civil Defense & Disaster Control	2,300.00	Reserve For Uncollected Taxes	290,602.38	1982 Taxes Cancelled, Abated or Adjusted	27,224.89
Environmental Inspection & Control	20,800.00	CAPITAL OUTLAY TOTAL	1,016,932.52	Transfer to Tax Title Liens or Foreclosed	13,003.56
Other Public Safety				Balance Outstanding Dec. 31, 1982	227,998.00
PUBLIC WORKS				PRIOR YEARS TAXES OUTSTANDING	
Streets and Drainage	444,093.20	Public Enterprises	189,061.43	Balance January 1, 1982	238,702.87
Sewers and Sewage Processing		Recreation—Culture	518,157.14	Collected in 1982	158,738.00
Garbage and Trash Disposal	271,600.00	Public Works	309,713.95	Cancelled, Abated or Adjusted 1982	71,818.75
Public Buildings and Grounds	59,700.00	Buildings and Grounds		Transfers to Tax Title Liens or Foreclosed	2,723.70
Other Public Works	337,585.00	Library and Education		Balance December 31, 1982	5,422.42
HEALTH and WELFARE		Conservation		TAX TITLE LIENS OUTSTANDING	
Health Services Except Environmental	38,800.00	All Other		Balance January 1, 1982	21,524.72
Welfare-Public Assistance	30,500.00	CAPITAL DEBT AUTHORIZED, DECEMBER 31, 1982		Transfer From Taxes	16,267.94
Hospitals, Clinics, First Aid		ISSUED AND UNISSUED	GROSS DEBT	Redeemed in 1982	9,196.82
Animal, Insect, & Rodent Control		School		Cancelled, Abated or Adjusted (1982)	
Other Welfare Services		Self-Liquidating	2,070,646	Transfers to Foreclosed Property	
RECREATION and CONSERVATION		Other	2,661,223	Balance December 31, 1982	28,595.84
Beaches and Boardwalks	445,450.00	Total	4,731,870	PROPERTY ACQUIRED BY DEED OR	
Parks, Playgrounds, Shade Trees	55,700.00			FORECLOSURE	
Land Reclamation & Conservation		ISSUED AND OUTSTANDING		Balance January 1, 1982	20,300.00
Other Recreational Services	239,376.35	School		Transfers From Taxes or Liens	
EDUCATION (excluding schools)		Self-Liquidating	1,845,000.00	Sale for Cash (1982)	
Libraries	39,900.00	Other	1,853,070.31	Cancelled, Abated or Adjusted (1982)	
Other Educational Services		Total	3,698,070.31	Balance December 31, 1982	20,300.00
STATUTORY EXPENDITURES		EQUALIZED VALUATION BASIS		CURRENT FINANCES DECEMBER 31, 1982	
Pensions & F. I. C. A.	239,641.84	FOR NET DEBT COMPUTATION	142,153,131	ASSETS	
Employee Fringe Benefits	81,500.00	REAL PROPERTY VALUATIONS		Cash Dec. 31, 1982	1,828,467.46
Other Statutory Expenditures	25,000.00	Code Class # of Parcels % VAL'N	ASSESSED VALUATION	Taxes Receivable	233,420.42
CETA And Other Public Employment Programs		1 Vacant Land 97 1.13	766,700.00	Tax Title Liens	28,595.84
MUNICIPAL FUNCTIONS TOTAL	4,040,930.39	2 Residential 2083 69.68	47,340,300.00	Foreclosed Property	20,300.00
CAPITAL IMPROVEMENTS *MEMO*	60,000.00	3 Farm		Emergencies & Other Deferred Charges	124,500.00
DEBT SERVICE		4a Commercial 166 16.26	11,048,800.00	State and Federal Aid Receivable	4,200.00
Principal Payments	152,000.00	4b Industrial 5 .45	303,900.00	Other Receivables	365,714.08
Interest Payments	141,396.00	4c Apartments 55 12.48	8,477,600.00	Total	2,545,197.80
		Total 2406	67,937,300.00	LIABILITIES, RESERVES, AND SURPLUS	
DEFERRED CHARGES	55,280.00	Land Area 1.00 Sq. Miles		Cash Liabilities	789,757.06
SCHOOL, COUNTY, SPECIAL DISTRICT TAXES	2,309,618.48	Net Valuation Taxable-Municipal	68,468,534	Reserves for Receivables	588,030.34
RESERVE FOR UNCOLLECTED TAXES	290,602.38	Net Valuation Taxable-County	145,527,660	Surplus Dec. 31, 1982	1,167,410.40
EXPENDITURES TOTAL	7,029,827.25	State Equalized Valuation	152,008,434	Total	2,545,197.80
		State Equalization Ratio	44.85		

\*Includes County Health Service Taxes or County Vocational School Taxes. See Table 13.



General Tax Rate Per \$100.	3.63
State Equalized Tax Rate	2.93

**BELVIDERE TOWN – WARREN COUNTY**

**Form of Government:**

## Town Council

**Number of Members on Governing Body – 6**

PER CAPITA:

Gross Debt	2,184.99
Net Debt	1,045.40
Debt Service	
Total Tax Levy	703.43
Municipal Expenditures	343.08

PER CENT:

Gross Debt	10.09
Net Debt	4.83
Tax Levy Collected	94.41
Tax Levy Cancelled, Abated or Adjusted	.11

EXPENDITURES		REVENUES-REALIZED		1982 PROPERTY TAX	
GENERAL GOVERNMENT				STATE EQUALIZED TAX RATE	
Governing Body & Public Boards		1982 Property Taxes Collected	1,626,958.73	Local District School Taxes	2.01
Municipal Clerk		1982 Payments in Lieu of Taxes		Regional & Consolidated School Tax	
Financial Administration	9,800.00	Delinquent Tax & Lien Collections	76,114.46	School Taxes in Municipal Budget	
Assessment of Taxes	5,600.00	Business Personalty Replacement Taxes	58,083.48	County Taxes	.62 *
Collection of Taxes	7,110.60	Taxes from Public Utilities	297,851.00	County Library Taxes	
Planning, Housing & Development	4,750.00	Other Miscellaneous Tax Revenues		Local Municipal Purpose Taxes	.28
Human Resources		State Aid Revenues	18,606.31	Veteran & Senior Citizen Taxes	
Elections		Federal Aid Revenues		Total Taxes for Rate Computation	2.91
General Administration (other)	150,269.00	State and Local Fiscal Assistance Act Utilized	20,789.07	Special District Taxes	
JUDICIARY		Sole of Acquired Property		Bank Corp. Taxes	
Municipal Courts	13,850.00	Other Miscellaneous Revenues	124,222.25	Added and Omitted Taxes	
PUBLIC SAFETY		Total	2,262,625.30	Total Taxes Levied - ABSTRACT	
Fire Protection	20,996.00	Prior Years Surplus Appropriated	200,000.00	Total Taxes Billed	
Police Protection	163,235.50	REVENUES TOTAL	2,462,625.30	1982 TAXES COLLECTED	
Civil Defense & Disaster Control	1,600.00	Reserve For Uncollected Taxes	135,018.92	1982 Taxes Cancelled, Abated or Adjusted	
Environmental Inspection & Control		CAPITAL OUTLAY TOTAL	371,923.71	Transfer to Tax Title Liens or Foreclosed	
Other Public Safety		Public Enterprises	206,363.71	Balance Outstanding Dec. 31, 1982	
PUBLIC WORKS		Recreation—Culture		PRIOR YEARS TAXES OUTSTANDING	
Streets and Drainage	123,276.00	Public Works	160,000.00	Balance January 1, 1982	
Sewers and Sewage Processing		Buildings and Grounds	5,560.00	Collected in 1982	
Garbage and Trash Disposal	88,840.33	Library and Education		Cancelled, Abated or Adjusted 1982	
Public Buildings and Grounds	11,750.00	Conservation		Transfers to Tax Title Liens or Foreclosed	
Other Public Works		All Other		Balance December 31, 1982	
HEALTH and WELFARE		CAPITAL DEBT AUTHORIZED, DECEMBER 31, 1982		TAX TITLE LIENS OUTSTANDING	
Health Services Except Environmental	2,020.00	ISSUED AND UNISSUED		Balance January 1, 1982	
Welfare-Public Assistance	1,620.00	School	3,659,000	Transfer From Taxes	
Hospitals, Clinics, First Aid		Self-liquidating	1,727,000	Redeemed in 1982	
Animal, Insect, & Rodent Control		Other		Cancelled, Abated or Adjusted (1982)	
Other Welfare Services		Total	5,386,000	Transfers to Foreclosed Property	
RECREATION and CONSERVATION		ISSUED AND OUTSTANDING		Balance December 31, 1982	
Beaches and Boardwalks		School	3,659,000.00	PROPERTY ACQUIRED BY DEED OR FORECLOSURE	
Parks, Playgrounds, Shade Trees	20,400.00	Self-Liquidating	1,575,000.00	Balance January 1, 1982	
Land Reclamation & Conservation	150.00	Other		Transfers From Taxes or Liens	
Other Recreational Services	1,500.00	Total	5,234,000.00	Sale for Cash (1982)	
EDUCATION (excluding schools)		EQUALIZED VALUATION BASIS		Cancelled, Abated or Adjusted (1982)	
Libraries	15,907.00	FOR NET DEBT COMPUTATION	53,391,277	Balance December 31, 1982	
Other Educational Services	1,000.00	REAL PROPERTY VALUATIONS		CURRENT FINANCES DECEMBER 31, 1982	
STATUTORY EXPENDITURES		Code Class # of Parcels % VAL'N ASSESSED VALUATION		ASSETS	
Pensions & F. I. C. A.	42,000.00	1 Vacant Land 97 1.33 587,900.00		Cash Dec. 31, 1982	836,347.84
Employee Fringe Benefits	20,000.00	2 Residential 729 56.56 24,952,020.00		Taxes Receivable	91,950.04
Other Statutory Expenditures	5,000.00	3 Farm 15 .27 116,494.00		Tax Title Liens	4,887.04
CETA And Other Public Employment Programs		4a Commercial 93 12.59 5,555,800.00		Foreclosed Property	
MUNICIPAL FUNCTIONS TOTAL	710,673.83	4b Industrial 9 26.76 11,807,200.00		Emergencies & Other Deferred Charges	
CAPITAL IMPROVEMENTS *MEMO*	23,289.07	4c Apartments 7 2.49 1,059,800.00		State and Federal Aid Receivable	
DEBT SERVICE		Total 950 44,119,214.00		Other Receivables	
Principal Payments		Land Area 1.30 Sq. Miles		Total	933,184.92
Interest Payments		Net Valuation Taxable-Municipal	47,362,295	LIABILITIES, RESERVES, AND SURPLUS	
DEFERRED CHARGES		Net Valuation Taxable-County	62,549,614	Cash Liabilities	558,276.77
SCHOOL, COUNTY, SPECIAL DISTRICT TAXES	1,548,509.58	State Equalized Valuation	57,984,930	Reserves for Receivables	96,837.08
RESERVE FOR UNCOLLECTED TAXES	135,018.92	State Equalization Ratio	80.61	Surplus Dec. 31, 1982	278,071.07
EXPENDITURES TOTAL	2,354,202.33			Total	933,184.92

Population 1980 **25,568**  
 Population 1982 **25,715**  
 S & P Rating  
 Moody Rating **A1**

General Tax Rate Per \$100.

State Equalized Tax Rate **4.43**  
**2.79**

**BERGENFIELD BOROUGH - BERGEN CO.****Form of Government:****Borough Council****Number of Members on Governing Body - 6****PER CAPITA:**

Gross Debt **207.26**  
 Net Debt **125.92**  
 Debt Service **15.46**  
 Total Tax Levy **663.97**  
 Municipal Expenditures **262.57**

**PER CENT:**

Gross Debt **.95**  
 Net Debt **.58**  
 Tax Levy Collected **99.02**  
 Tax Levy Cancelled, Abated or Adjusted **.04**

EXPENDITURES		REVENUES-REALIZED		1982 PROPERTY TAX	
<b>GENERAL GOVERNMENT</b>				<b>STATE EQUALIZED TAX RATE</b> →	
Governing Body & Public Boards		1982 Property Taxes Collected	<b>16,855,029.04</b>	Local District School Taxes <b>1.70</b>	<b>10,372,924.00</b>
Municipal Clerk		1982 Payments in Lieu of Taxes	<b>35,168.41</b>	Regional & Consolidated School Tax	
Financial Administration	<b>15,000.00</b>	Delinquent Tax & Lien Collections	<b>191,856.37</b>	School Taxes in Municipal Budget	
Assessment of Taxes	<b>40,083.64</b>	Business Personalty Replacement Taxes	<b>227,290.36</b>	County Taxes <b>.35</b>	<b>2,110,053.12</b>
Collection of Taxes	<b>112,530.41</b>	Taxes from Public Utilities	<b>1,009,650.00</b>	County Library Taxes	
Planning, Housing & Development	<b>6,750.00</b>	Other Miscellaneous Tax Revenues		Local Municipal Purpose Taxes <b>.74</b>	<b>4,525,170.00</b>
Human Resources	<b>20,100.00</b>	State Aid Revenues	<b>252,166.40</b>	Veteran & Senior Citizen Taxes	<b>230,425.00</b>
Elections		Federal Aid Revenues		Total Taxes for Rate Computation <b>2.79</b>	<b>17,238,572.12</b>
General Administration (other)	<b>389,694.85</b>	State and Local Fiscal Assistance Act Utilized	<b>225,223.84</b>	Special District Taxes	
<b>JUDICIARY</b>		Sole of Acquired Property		Bank Corp. Taxes	<b>36,325.60</b>
Municipal Courts	<b>42,082.74</b>	Other Miscellaneous Revenues	<b>330,845.06</b>	Added and Omitted Taxes	<b>29,503.48</b>
<b>PUBLIC SAFETY</b>		Total	<b>19,167,229.48</b>	Total Taxes Levied - ABSTRACT	<b>17,073,976.20</b>
Fire Protection	<b>250,769.46</b>	Prior Years Surplus Appropriated	<b>200,000.00</b>	Total Taxes Billed	<b>17,061,625.60</b>
Police Protection	<b>1,650,909.07</b>	<b>REVENUES TOTAL</b>	<b>19,367,229.48</b>	1982 TAXES COLLECTED	<b>16,895,029.04</b>
Civil Defense & Disaster Control	<b>9,250.00</b>	Reserve For Uncollected Taxes	<b>350,000.00</b>	1982 Taxes Cancelled, Abated or Adjusted	<b>6,327.90</b>
Environmental Inspection & Control	<b>52,769.06</b>	<b>CAPITAL OUTLAY TOTAL</b>	<b>581,533.45</b>	Transfer to Tax Title Liens or Foreclosed	<b>8,848.57</b>
Other Public Safety	<b>39,500.00</b>			Balance Outstanding Dec. 31, 1982	<b>151,420.09</b>
<b>PUBLIC WORKS</b>				<b>PRIOR YEARS TAXES OUTSTANDING</b>	
Streets and Drainage	<b>941,818.81</b>	Public Enterprises		Balance January 1, 1982	<b>222,563.36</b>
Sewers and Sewage Processing	<b>418,000.00</b>	Recreation—Culture		Collected in 1982	<b>191,856.37</b>
Garbage and Trash Disposal	<b>449,172.52</b>	Public Works	<b>578,626.18</b>	Cancelled, Abated or Adjusted 1982	<b>.95</b>
Public Buildings and Grounds	<b>101,691.37</b>	Buildings and Grounds	<b>2,907.27</b>	Transfers to Tax Title Liens or Foreclosed	<b>2,325.77</b>
Other Public Works	<b>2,000.00</b>	Library and Education		Balance December 31, 1982	<b>28,380.27</b>
<b>HEALTH and WELFARE</b>		Conservation		<b>TAX TITLE LIENS OUTSTANDING</b>	
Health Services Except Environmental	<b>102,481.87</b>	All Other		Balance January 1, 1982	<b>36,237.35</b>
Welfare-Public Assistance	<b>5,800.00</b>	<b>CAPITAL DEBT AUTHORIZED, DECEMBER 31, 1982</b>		Transfer From Taxes	<b>11,552.10</b>
Hospitals, Clinics, First Aid		<b>ISSUED AND UNISSUED GROSS DEBT NET DEBT</b>		Redeemed in 1982	
Animal, Insect, & Rodent Control		School <b>2,015,000</b>		Cancelled, Abated or Adjusted (1982)	
Other Welfare Services		Self-liquidating		Transfers to Foreclosed Property	
<b>RECREATION and CONSERVATION</b>		Other	<b>3,314,600</b>	Balance December 31, 1982	<b>47,789.45</b>
Beaches and Boardwalks		Total <b>5,329,600</b>	<b>3,238,100</b>	<b>PROPERTY ACQUIRED BY DEED OR FORECLOSURE</b>	
Parks, Playgrounds, Shade Trees	<b>138,056.80</b>			Balance January 1, 1982	<b>525,169.75</b>
Land Reclamation & Conservation		<b>ISSUED AND OUTSTANDING</b>		Transfers From Taxes or Liens	
Other Recreational Services	<b>60,801.90</b>	School	<b>2,015,000.00</b>	Sale for Cash (1982)	
<b>EDUCATION (excluding schools)</b>		Self-Liquidating		Cancelled, Abated or Adjusted (1982)	<b>357,501.00</b>
Libraries	<b>335,000.00</b>	Other	<b>3,076,100.00</b>	Balance December 31, 1982	<b>127,668.75</b>
Other Educational Services		Total	<b>5,091,100.00</b>	<b>CURRENT FINANCES DECEMBER 31, 1982</b>	
<b>STATUTORY EXPENDITURES</b>		<b>EQUALIZED VALUATION BASIS FOR NET DEBT COMPUTATION</b>	<b>560,459,276</b>	<b>ASSETS</b>	
Pensions & F. I. C. A.	<b>500,372.50</b>	<b>REAL PROPERTY VALUATIONS</b>		Cash Dec. 31, 1982	<b>1,176,365.62</b>
Employee Fringe Benefits	<b>233,500.00</b>	Code Class # of Parcels % VAL'N		Taxes Receivable	<b>179,800.36</b>
Other Statutory Expenditures	<b>2,000.00</b>	1 Vacant Land 113 .48	<b>1,837,800.00</b>	Tax Title Liens	<b>47,789.45</b>
<b>CETA And Other Public Employment Programs</b>		2 Residential 6696 82.82	<b>317,010,410.00</b>	Foreclosed Property	<b>127,668.75</b>
<b>MUNICIPAL FUNCTIONS TOTAL</b>	<b>6,000,135.00</b>	3 Farm 2 .05	<b>154,000.00</b>	Emergencies & Other Deferred Charges	
<b>CAPITAL IMPROVEMENTS *MEMO*</b>	<b>62,585.00</b>	4a Commercial 256 9.42	<b>36,067,000.00</b>	State and Federal Aid Receivable	<b>81,799.95</b>
<b>DEBT SERVICE</b>		4b Industrial 56 2.25	<b>8,615,100.00</b>	Other Receivables	<b>359,899.50</b>
Principal Payments	<b>164,900.00</b>	4c Apartments 49 4.97	<b>19,040,100.00</b>	Total	<b>2,013,323.63</b>
Interest Payments	<b>232,714.61</b>	Total <b>7172</b>	<b>382,764,410.00</b>	<b>LIABILITIES, RESERVES, AND SURPLUS</b>	
<b>DEFERRED CHARGES</b>	<b>4,200.00</b>	Land Area <b>3.00</b> Sq. Miles		Cash Liabilities	<b>745,180.15</b>
<b>SCHOOL, COUNTY, SPECIAL DISTRICT TAXES</b>	<b>12,482,977.12</b>	Net Valuation Taxable-Municipal	<b>384,472,281</b>	Reserves for Receivables	<b>755,158.06</b>
<b>RESERVE FOR UNCOLLECTED TAXES</b>	<b>350,000.00</b>	Net Valuation Taxable-County	<b>573,569,259</b>	Surplus Dec. 31, 1982	<b>512,985.42</b>
<b>EXPENDITURES TOTAL</b>	<b>19,234,926.73</b>	State Equalized Valuation	<b>605,659,430</b>	Total	<b>2,013,323.63</b>
		State Equalization Ratio	<b>62.96</b>		



Population 1980 23,151  
 Population 1982 25,676  
 S & P Rating 2.00  
 Moody Rating

General Tax Rate Per \$100.  
 State Equalized Tax Rate  
 1.91

**BERKELEY TOWNSHIP - OCEAN COUNTY**  
**Form of Government:**  
**Township Committee**  
**Number of Members on Governing Body - 5**

PER CAPITA  
 Gross Debt 601.09  
 Net Debt 202.92  
 Debt Service 23.94  
 Total Tax Levy 523.20  
 Municipal Expenditures 309.16

PER CENT:  
 Gross Debt 2.52  
 Net Debt .85  
 Tax Levy Collected 93.14  
 Tax Levy Cancelled, Abated or Adjusted .98

EXPENDITURES		REVENUES-REALIZED		1982 PROPERTY TAX	
<b>GENERAL GOVERNMENT</b>				<b>STATE EQUALIZED TAX RATE</b>	
Governing Body & Public Boards		1982 Property Taxes Collected	12,548,144.88	Local District School Taxes .62	4,236,577.00
Municipal Clerk		1982 Payments in Lieu of Taxes		Regional & Consolidated School Tax .62	4,242,822.98
Financial Administration	72,554.00	Delinquent Tax & Lien Collections	827,555.12	School Taxes in Municipal Budget	
Assessment of Taxes	100,275.00	Business Personalty Replacement Taxes	54,592.36	County Taxes .43 *	2,973,798.48
Collection of Taxes	117,134.00	Taxes from Public Utilities	2,383,024.00	County Library Taxes .03	171,002.15
Planning, Housing & Development	72,091.00	Other Miscellaneous Tax Revenues		Local Municipal Purpose Taxes .21	1,443,378.37
Human Resources		State Aid Revenues	69,564.57	Veteran & Senior Citizen Taxes	868,750.00
Elections	15,000.00	Federal Aid Revenues		Total Taxes for Rate Computation 1.91	13,936,328.98
General Administration (other)	781,204.00	State and Local Fiscal Assistance Act Utilized	410,444.75	Special District Taxes	
<b>JUDICIARY</b>		Sale of Acquired Property	72,434.50	Bank Corp. Taxes	12,058.74
Municipal Courts	67,963.00	Other Miscellaneous Revenues	1,507,434.99	Added and Omitted Taxes	353,932.56
<b>PUBLIC SAFETY</b>		Total	17,933,195.17	Total Taxes Levied - ABSTRACT	13,433,570.28
Fire Protection	83,127.00	Prior Years Surplus Appropriated	2,050,000.00	Total Taxes Billed	13,472,228.89
Police Protection	1,707,696.00	REVENUES TOTAL	19,983,195.17	1982 TAXES COLLECTED	12,548,144.88
Civil Defense & Disaster Control	2,050.00	Reserve For Uncollected Taxes	1,319,553.11	1982 Taxes Cancelled, Abated or Adjusted	132,612.36
Environmental Inspection & Control	122,453.00	CAPITAL OUTLAY TOTAL	185,907.38	Transfer to Tax Title Liens or Foreclosed	136,624.98
Other Public Safety				Balance Outstanding Dec. 31, 1982	654,846.67
<b>PUBLIC WORKS</b>				PRIOR YEARS TAXES OUTSTANDING	
Streets and Drainage	434,160.00	Public Enterprises		Balance January 1, 1982	789,750.94
Sewers and Sewage Processing		Recreation—Culture	45,398.08	Collected in 1982	682,043.33
Garbage and Trash Disposal	419,222.00	Public Works	111,402.45	Cancelled, Abated or Adjusted 1982	13,992.62
Public Buildings and Grounds	185,050.00	Buildings and Grounds	29,106.85	Transfers to Tax Title Liens or Foreclosed	71,319.87
Other Public Works	407,922.00	Library and Education		Balance December 31, 1982	22,395.12
<b>HEALTH and WELFARE</b>		Conservation		TAX TITLE LIENS OUTSTANDING	
Health Services Except Environmental	7,500.00	All Other		Balance January 1, 1982	463,555.22
Welfare-Public Assistance	36,685.00	CAPITAL DEBT AUTHORIZED, DECEMBER 31, 1982		Transfer From Taxes	217,302.36
Hospitals, Clinics, First Aid	2,500.00	ISSUED AND UNISSUED GROSS DEBT NET DEBT		Redeemed in 1982	145,511.79
Animal, Insect, & Rodent Control	5,300.00	School 9,895,547		Cancelled, Abated or Adjusted (1982)	20.00
Other Welfare Services		Self-liquidating		Transfers to Foreclosed Property	59,517.07
<b>RECREATION and CONSERVATION</b>		Other 5,537,924	5,210,262	Balance December 31, 1982	475,808.72
Beaches and Boardwalks		Total 15,433,471	5,210,262	PROPERTY ACQUIRED BY DEED OR FORECLOSURE	
Parks, Playgrounds, Shade Trees	1,800.00	ISSUES AND OUTSTANDING		Balance January 1, 1982	5,142,805.43
Land Reclamation & Conservation		School 8,350,547.06		Transfers From Taxes or Liens	69,105.07
Other Recreational Services	606,693.00	Self-Liquidating		Sale for Cash (1982)	72,434.50
<b>EDUCATION (excluding schools)</b>		Other 3,900,000.00		Cancelled, Abated or Adjusted (1982)	
Libraries		Total 12,250,547.06		Balance December 31, 1982	5,139,476.00
Other Educational Services		EQUALIZED VALUATION BASIS		CURRENT FINANCES DECEMBER 31, 1982	
<b>STATUTORY EXPENDITURES</b>		FOR NET DEBT COMPUTATION	613,160,302	ASSETS	
Pensions & F. I. C. A.	478,457.00	REAL PROPERTY VALUATIONS		Cash Dec. 31, 1982	6,800,687.35
Employee Fringe Benefits	172,900.00	Code Class # of Parcels % VAL'N ASSESSED VALUATION		Taxes Receivable	677,241.79
Other Statutory Expenditures	12,000.00	1 Vacant Land 7541 8.35 53,970,900.00		Tax Title Liens	475,808.72
<b>CETA And Other Public Employment Programs</b>		2 Residential 11446 83.20 537,919,400.00		Foreclosed Property	5,139,476.00
<b>MUNICIPAL FUNCTIONS</b>		3 Farm 8 .04 280,000.00		Emergencies & Other Deferred Charges	312,000.00
CAPITAL IMPROVEMENTS *MEMO*	100,000.00	4a Commercial 219 6.98 45,135,600.00		State and Federal Aid Receivable	
<b>DEBT SERVICE</b>		4b Industrial 20 .96 6,185,100.00		Other Receivables	105,318.41
Principal Payments	250,000.00	4c Apartments 12 .47 3,065,300.00		Total	13,510,532.27
Interest Payments	364,699.13	Total 19246 646,556,300.00		LIABILITIES, RESERVES, AND SURPLUS	
<b>DEFERRED CHARGES</b>		Land Area 41.90 Sq. Miles		Cash Liabilities	4,680,613.59
SCHOOL, COUNTY, SPECIAL DISTRICT TAXES	11,624,200.61	Net Valuation Taxable-Municipal	653,681,763	Reserves for Receivables	6,397,844.92
RESERVE FOR UNCOLLECTED TAXES	1,319,553.11	Net Valuation Taxable-County	645,524,323	Surplus Dec. 31, 1982	2,432,073.76
EXPENDITURES TOTAL	19,562,188.85	State Equalized Valuation	683,581,102	Total	13,510,532.27
		State Equalization Ratio	95.58		

\*Includes County Health Service Taxes or County Vocational School Taxes. See Table 13.



2001

Population 1980 12,549

Population 1982 12,610

S &amp; P Rating

Moody Rating AA1

General Tax Rate Per \$100.

5.02

State Equalized Tax Rate

1.98

## BERKELEY HEIGHTS TWP. - UNION CO.

## Form of Government:

## Township Committee

## Number of Members on Governing Body - 5

## PER CAPITA:

Gross Debt 948.70

Net Debt 560.44

Debt Service 35.96

Total Tax Levy 1,046.68

Municipal Expenditures 372.18

## PER CENT:

Gross Debt 2.01

Net Debt 1.19

Tax Levy Collected 98.89

Tax Levy Cancelled, Abated

or Adjusted .10

EXPENDITURES		REVENUES-REALIZED		1982 PROPERTY TAX	
GENERAL GOVERNMENT				STATE EQUALIZED TAX RATE	
Governing Body & Public Boards		1982 Property Taxes Collected		Local District School Taxes	4,582,628.00
Municipal Clerk		1982 Payments in Lieu of Taxes		Regional & Consolidated School Tax	3,727,999.28
Financial Administration	65,212.00	Delinquent Tax & Lien Collections		School Taxes in Municipal Budget	
Assessment of Taxes	23,044.00	Business Personalty Replacement Taxes		County Taxes	3,406,123.58
Collection of Taxes	27,249.00	Taxes from Public Utilities		County Library Taxes	
Planning, Housing & Development	17,673.00	Other Miscellaneous Tax Revenues		Local Municipal Purpose Taxes	1,268,107.95
Human Resources		State Aid Revenues		Veteran & Senior Citizen Taxes	83,300.00
Elections		Federal Aid Revenues		Total Taxes for Rate Computation	13,068,158.81
General Administration (other)	587,079.00	State and Local Fiscal Assistance Act Utilized		Special District Taxes	
JUDICIARY		Sale of Acquired Property		Bank Corp. Taxes	19,331.87
Municipal Courts	34,845.00	Other Miscellaneous Revenues		Added and Omitted Taxes	194,504.93
PUBLIC SAFETY		Total		Total Taxes Levied - ABSTRACT	13,158,695.61
Fire Protection	84,931.00	Prior Years Surplus Appropriated		Total Taxes Billed	13,179,363.74
Police Protection	789,014.00	REVENUES TOTAL		1982 TAXES COLLECTED	13,032,957.74
Civil Defense & Disaster Control	2,993.00	Reserve For Uncollected Taxes		1982 Taxes Cancelled, Abated or Adjusted	13,730.98
Environmental Inspection & Control	41,069.00	CAPITAL OUTLAY TOTAL		Transfer to Tax Title Liens or Foreclosed	1,139.54
Other Public Safety				Balance Outstanding Dec. 31, 1982	131,535.48
PUBLIC WORKS				PRIOR YEARS TAXES OUTSTANDING	
Streets and Drainage	338,091.00	Public Enterprises		Balance January 1, 1982	106,369.92
Sewers and Sewage Processing	306,511.00	Recreation—Culture		Collected in 1982	53,171.30
Garbage and Trash Disposal		Public Works		Cancelled, Abated or Adjusted 1982	
Public Buildings and Grounds	82,661.00	Buildings and Grounds		Transfers to Tax Title Liens or Foreclosed	725.76
Other Public Works	106,092.00	Library and Education		Balance December 31, 1982	12,472.86
HEALTH and WELFARE		Conservation		TAX TITLE LIENS OUTSTANDING	
Health Services Except Environmental	21,598.00	All Other		Balance January 1, 1982	3,268.58
Welfare-Public Assistance	5,576.00	CAPITAL DEBT AUTHORIZED, DECEMBER 31, 1982		Transfer From Taxes	1,955.75
Hospitals, Clinics, First Aid	1,000.00	ISSUED AND UNISSUED GROSS DEBT NET DEBT		Redeemed in 1982	
Animal, Insect, & Rodent Control	2,000.00	School 1,895,998		Cancelled, Abated or Adjusted (1982)	
Other Welfare Services		Self-Liquidating 10,067,138		Transfers to Foreclosed Property	
RECREATION and CONSERVATION		Other 7,067,138		Balance December 31, 1982	5,224.33
Beaches and Boardwalks		Total 11,963,136		PROPERTY ACQUIRED BY DEED OR FORECLOSURE	
Parks, Playgrounds, Shade Trees	113,626.00	ISSUED AND OUTSTANDING		Balance January 1, 1982	23,600.00
Land Reclamation & Conservation	3,641.00	School 1,895,998.30		Transfers From Taxes or Liens	
Other Recreational Services	20,897.00	Self-Liquidating 8,478,000.00		Sale for Cash (1982)	
EDUCATION (excluding schools)		Other 10,373,998.30		Cancelled, Abated or Adjusted (1982)	
Libraries	205,500.00	EQUALIZED VALUATION BASIS		Transfers to Foreclosed Property	
Other Educational Services		FOR NET DEBT COMPUTATION		Balance December 31, 1982	23,600.00
STATUTORY EXPENDITURES		REAL PROPERTY VALUATIONS		CURRENT FINANCES DECEMBER 31, 1982	
Pensions & F. I. C. A.	336,334.00	Code Class # of Parcels % VAL'N ASSESSED VALUATION		ASSETS	
Employee Fringe Benefits	109,825.00	1 Vacant Land 223 2.20		Cash Dec. 31, 1982	2,479,175.28
Other Statutory Expenditures	17,000.00	2 Residential 3593 56.98		Taxes Receivable	144,008.34
CETA And Other Public Employment Programs		3 Farm 6 .01		Tax Title Liens	5,224.33
MUNICIPAL FUNCTIONS TOTAL	3,343,461.00	4a Commercial 85 4.27		Foreclosed Property	23,600.00
CAPITAL IMPROVEMENTS *MEMO*	100.00	4b Industrial 39 36.54		Emergencies & Other Deferred Charges	129,000.00
DEBT SERVICE		4c Apartments		State and Federal Aid Receivable	
Principal Payments	125,000.00	Total 3946		Other Receivables	35,007.25
Interest Payments	328,434.40	Land Area 6.50 Sq. Miles		Total	2,816,015.20
DEFERRED CHARGES	133,000.00	Net Valuation Taxable-Municipal		LIABILITIES, RESERVES, AND SURPLUS	
SCHOOL, COUNTY, SPECIAL DISTRICT TAXES	11,716,750.86	Net Valuation Taxable-County		Cash Liabilities	1,215,243.93
RESERVE FOR UNCOLLECTED TAXES	763,356.00	State Equalized Valuation		Reserves for Receivables	195,533.53
EXPENDITURES TOTAL	16,410,002.26	State Equalization Ratio		Surplus Dec. 31, 1982	1,405,237.74
				Total	2,816,015.20

0405

Population 1980 5,786  
 Population 1982 5,818  
 S & P Rating  
 Moody Rating A

General Tax Rate Per \$100.

3.83  
 State Equalized Tax Rate  
 2.70

## BERLIN BOROUGH - CAMDEN COUNTY

Form of Government:

Borough Council

Number of Members on Governing Body - 6

PER CAPITA:

Gross Debt 582.32  
 Net Debt 297.63  
 Debt Service 17.07  
 Total Tax Levy 624.40  
 Municipal Expenditures 232.97

PER CENT:

Gross Debt 2.91  
 Net Debt 1.49  
 Tax Levy Collected 95.50  
 Tax Levy Cancelled, Abated  
 or Adjusted .17

EXPENDITURES		REVENUES-REALIZED		1982 PROPERTY TAX	
GENERAL GOVERNMENT				STATE EQUALIZED TAX RATE	
Governing Body & Public Boards		1982 Property Taxes Collected	3,462,328.17	Local District School Taxes .85	1,146,657.21
Municipal Clerk		1982 Payments in Lieu of Taxes		Regional & Consolidated School Tax .50	674,639.97
Financial Administration	5,000.00	Delinquent Tax & Lien Collections	117,690.27	School Taxes in Municipal Budget	
Assessment of Taxes	14,426.00	Business Personalty Replacement Taxes	60,669.40	County Taxes 1.06	* 1,428,173.86
Collection of Taxes	17,150.00	Taxes from Public Utilities	354,544.00	County Library Taxes .02	33,050.00
Planning, Housing & Development	5,475.00	Other Miscellaneous Tax Revenues		Local Municipal Purpose Taxes .25	335,574.00
Human Resources		State Aid Revenues	48,828.93	Veteran & Senior Citizen Taxes	57,100.00
Elections		Federal Aid Revenues		Total Taxes for Rate Computation 2.68	3,675,195.04
General Administration (other)	75,578.16	State and Local Fiscal Assistance Act Utilized	27,845.99	Special District Taxes	
JUDICIARY		Sale of Acquired Property		Bank Corp. Taxes	9,897.30
Municipal Courts	34,695.65	Other Miscellaneous Revenues	306,064.40	Added and Omitted Taxes	4,792.56
PUBLIC SAFETY		Total	4,417,971.16	Total Taxes Levied - ABSTRACT	3,632,784.90
Fire Protection	54,370.00	Prior Years Surplus Appropriated	216,000.00	Total Taxes Billed	3,625,330.81
Police Protection	363,169.99	REVENUES TOTAL	4,633,971.16	1982 TAXES COLLECTED	3,462,328.17
Civil Defense & Disaster Control	25.00	Reserve For Uncollected Taxes	171,254.45	1982 Taxes Cancelled, Abated or Adjusted	6,252.10
Environmental Inspection & Control	13,392.00	CAPITAL OUTLAY TOTAL	572,293.04	Transfer to Tax Title Liens or Foreclosed	11,410.57
Other Public Safety				Balance Outstanding Dec. 31, 1982	145,339.97
PUBLIC WORKS				PRIOR YEARS TAXES OUTSTANDING	
Streets and Drainage	169,018.00	Public Enterprises	20,440.00	Balance January 1, 1982	121,908.23
Sewers and Sewage Processing		Recreation—Culture	4,825.00	Collected in 1982	102,444.01
Garbage and Trash Disposal	82,800.00	Public Works	48,307.43	Cancelled, Abated or Adjusted 1982	325.56
Public Buildings and Grounds	65,308.47	Buildings and Grounds	498,720.61	Transfers to Tax Title Liens or Foreclosed	2,359.87
Other Public Works	3,125.00	Library and Education		Balance December 31, 1982	16,778.79
HEALTH and WELFARE		Conservation		TAX TITLE LIENS OUTSTANDING	
Health Services Except Environmental	1,557.19	All Other		Balance January 1, 1982	23,661.97
Welfare-Public Assistance	3,100.00	CAPITAL DEBT AUTHORIZED, DECEMBER 31, 1982		Transfer From Taxes	13,997.20
Hospitals, Clinics, First Aid		ISSUED AND UNISSUED GROSS DEBT NET DEBT		Redeemed in 1982	15,246.26
Animal, Insect, & Rodent Control	3,000.00	School 1,237,726		Cancelled, Abated or Adjusted (1982)	989.01
Other Welfare Services		Self-liquidating 1,366,000	947,402	Transfers to Foreclosed Property	
RECREATION and CONSERVATION		Other 784,225	784,225	Balance December 31, 1982	21,423.90
Beaches and Boardwalks		Total 3,387,951	1,731,627	PROPERTY ACQUIRED BY DEED OR FORECLOSURE	
Parks, Playgrounds, Shade Trees	15,619.00	ISSUED AND OUTSTANDING		Balance January 1, 1982	39,250.00
Land Reclamation & Conservation		School 1,237,726.08		Transfers From Taxes or Liens	
Other Recreational Services	16,073.53	Self-Liquidating 1,366,000.00		Sale for Cash (1982)	
EDUCATION (excluding schools)		Other 784,225.00		Cancelled, Abated or Adjusted (1982)	
Libraries	22,255.00	Total 3,387,951.08		Balance December 31, 1982	39,250.00
Other Educational Services		EQUALIZED VALUATION BASIS		CURRENT FINANCES DECEMBER 31, 1982	
STATUTORY EXPENDITURES		FOR NET DEBT COMPUTATION	116,237.703	ASSETS	
Pensions & F. I. C. A.	78,738.00	REAL PROPERTY VALUATIONS		Cash Dec. 31, 1982	1,101,455.55
Employee Fringe Benefits	22,375.00	Code Class # of Parcels % VAL'N		Taxes Receivable	162,118.76
Other Statutory Expenditures	5,000.00	1 Vacant Land 319 4.36	3,957,120.00	Tax Title Liens	21,423.90
CETA And Other Public Employment Programs		2 Residential 1572 74.34	67,436,717.00	Foreclosed Property	39,250.00
MUNICIPAL FUNCTIONS TOTAL	1,071,250.99	3 Farm 25 .70	634,144.00	Emergencies & Other Deferred Charges	29,878.14
CAPITAL IMPROVEMENTS *MEMO*	25,000.00	4a Commercial 120 15.59	14,138,495.00	State and Federal Aid Receivable	232.21
DEBT SERVICE		4b Industrial 7 2.55	2,314,500.00	Other Receivables	23,644.61
Principal Payments	66,675.00	4c Apartments 16 2.46	2,229,689.00	Total	1,378,003.17
Interest Payments	32,648.27	Total 2059	90,710,665.00	LIABILITIES, RESERVES, AND SURPLUS	
DEFERRED CHARGES	13,613.04	Land Area 3.56 Sq. Miles		Cash Liabilities	921,514.70
SCHOOL, COUNTY, SPECIAL DISTRICT TAXES	3,282,521.04	Net Valuation Taxable-Municipal	94,457,009	Reserves for Receivables	246,437.28
RESERVE FOR UNCOLLECTED TAXES	171,254.45	Net Valuation Taxable-County	122,189,019	Surplus Dec. 31, 1982	210,051.19
EXPENDITURES TOTAL	4,637,962.79	State Equalized Valuation	132,620,505	Total	1,378,003.17
		State Equalization Ratio	70.39		



0406

Population 1980 5,348  
 Population 1982 5,495  
 S & P Rating  
 Moody Rating

General Tax Rate Per \$100.

4.40  
 State Equalized Tax Rate  
 3.04

## BERLIN TOWNSHIP – CAMDEN COUNTY

## Form of Government:

Small Municipality Plan A (OMCL 50)

Number of Members on Governing Body – 5

PER CAPITA:

Gross Debt 307.15  
 Net Debt 174.58  
 Debt Service 15.76  
 Total Tax Levy 502.90  
 Municipal Expenditures 271.54

PER CENT:

Gross Debt 2.08  
 Net Debt 1.18  
 Tax Levy Collected 90.55  
 Tax Levy Cancelled, Abated or Adjusted .21

EXPENDITURES		REVENUES-REALIZED		1982 PROPERTY TAX	
<b>GENERAL GOVERNMENT</b>				<b>STATE EQUALIZED TAX RATE</b> →	
Governing Body & Public Boords		1982 Property Taxes Collected	2,476,729.90	Local District School Taxes	.84 731,930.00
Municipal Clerk		1982 Payments in Lieu of Taxes		Regional & Consolidated School Tax	.71 619,315.75
Financial Administration	19,500.00	Delinquent Tax & Lien Collections	246,216.35	School Taxes in Municipal Budget	
Assessment of Taxes	8,180.00	Business Personalty Replacement Taxes	14,136.48	County Taxes	1.15 * 1,001,928.87
Collection of Taxes	22,703.70	Taxes from Public Utilities	635,621.00	County Library Taxes	.03 23,097.00
Planning, Housing & Development	23,204.61	Other Miscellaneous Tax Revenues		Local Municipal Purpose Taxes	.32 276,200.00
Human Resources	400.00	State Aid Revenues	46,240.65	Veteran & Senior Citizen Taxes	
Elections	6,312.00	Federal Aid Revenues		Total Taxes for Rate Computation	3.05 2,712,246.62
General Administration (other)	170,101.32	State and Local Fiscal Assistance Act Utilized	78,731.00	Special District Taxes	
<b>JUDICIARY</b>		Sole of Acquired Property	5,500.00	Bank Corp. Taxes	4,867.83
Municipal Courts	34,065.25	Other Miscellaneous Revenues	124,104.68	Added and Omitted Taxes	8,168.91
<b>PUBLIC SAFETY</b>		Total	3,627,280.06	Total Taxes Levied - ABSTRACT	2,763,458.36
Fire Protection	7,700.00	Prior Years Surplus Appropriated	175,000.00	Total Taxes Billed	2,735,229.91
Police Protection	370,914.22	REVENUES TOTAL	3,802,280.06	1982 TAXES COLLECTED	2,476,729.90
Civil Defense & Disaster Control	800.00	Reserve For Uncollected Taxes	280,709.00	1982 Taxes Cancelled, Abated or Adjusted	5,849.36
Environmental Inspection & Control	15,586.04	<b>CAPITAL OUTLAY</b> TOTAL	109,065.83	Transfer to Tax Title Liens or Foreclosed	24,831.96
Other Public Safety				Balance Outstanding Dec. 31, 1982	227,818.69
<b>PUBLIC WORKS</b>		Public Enterprises		<b>PRIOR YEARS TAXES OUTSTANDING</b>	
Streets and Drainage	138,426.00	Recreation—Culture	100.00	Balance January 1, 1982	231,755.70
Sewers and Sewage Processing		Public Works		Collected in 1982	226,709.82
Garbage and Trash Disposal	86,200.00	Buildings and Grounds	1,600.00	Cancelled, Abated or Adjusted 1982	
Public Buildings and Grounds	50,325.00	Library and Education	107,365.83	Transfers to Tax Title Liens or Foreclosed	2,692.57
Other Public Works		Conservation		Balance December 31, 1982	2,353.31
<b>HEALTH and WELFARE</b>		All Other		<b>TAX TITLE LIENS OUTSTANDING</b>	
Health Services Except Environmental	800.00	<b>CAPITAL DEBT AUTHORIZED, DECEMBER 31, 1982</b>		Balance January 1, 1982	76,239.87
Welfare-Public Assistance	7,100.00	ISSUED AND UNISSUED	GROSS DEBT	Transfer From Taxes	27,524.53
Hospitals, Clinics, First Aid		School	728,461	Redeemed in 1982	19,506.53
Animal, Insect, & Rodent Control		Self-liquidating		Cancelled, Abated or Adjusted (1982)	985.35
Other Welfare Services		Other	959,344	Transfers to Foreclosed Property	
<b>RECREATION and CONSERVATION</b>		Total	1,687,806	Balance December 31, 1982	83,272.52
Beaches and Boardwalks		ISSUED AND OUTSTANDING		<b>PROPERTY ACQUIRED BY DEED OR FORECLOSURE</b>	
Parks, Playgrounds, Shade Trees	12,970.00	School	666,024.16	Balance January 1, 1982	31,540.00
Land Reclamation & Conservation		Self-Liquidating		Transfers From Taxes or Liens	
Other Recreational Services	5,455.00	Other	841,167.10	Sale for Cash (1982)	5,500.00
<b>EDUCATION (excluding schools)</b>		Total	1,507,191.26	Cancelled, Abated or Adjusted (1982)	
Libraries	4,300.00	<b>EQUALIZED VALUATION BASIS</b>		Balance December 31, 1982	26,040.00
Other Educational Services		<b>FOR NET DEBT COMPUTATION</b>	81,056,177	<b>CURRENT FINANCES DECEMBER 31, 1982</b>	
<b>STATUTORY EXPENDITURES</b>		<b>REAL PROPERTY VALUATIONS</b>		<b>ASSETS</b>	
Pensions & F. I. C. A.	84,616.86	Code Class # of Parcels % VAL'N	ASSESSED VALUATION	Cash Dec. 31, 1982	187,445.72
Employee Fringe Benefits	34,535.00	1 Vacant Land 372 7.23	4,319,150.00	Taxes Receivable	230,172.00
Other Statutory Expenditures	2,500.00	2 Residential 1472 75.24	44,967,750.00	Tax Title Liens	83,272.52
<b>CETA And Other Public Employment Programs</b>		3 Farm 12 .43	253,950.00	Foreclosed Property	26,040.00
<b>MUNICIPAL FUNCTIONS</b> TOTAL	1,106,695.00	4a Commercial 86 13.00	7,766,950.00	Emergencies & Other Deferred Charges	34,389.09
<b>CAPITAL IMPROVEMENTS</b> *MEMO*	10,000.00	4b Industrial 6 .93	554,600.00	State and Federal Aid Receivable	1,532.90
<b>DEBT SERVICE</b>		4c Apartments 3 3.18	1,902,450.00	Other Receivables	75,903.95
Principal Payments	20,706.90	Total 1951	59,764,850.00	Total	638,756.18
Interest Payments	65,877.01	Land Area 3.27 Sq. Miles		<b>LIABILITIES, RESERVES, AND SURPLUS</b>	
<b>DEFERRED CHARGES</b>	18,147.22	Net Valuation Taxable-Municipal	60,324,393	Cash Liabilities	84,641.70
<b>SCHOOL, COUNTY, SPECIAL DISTRICT TAXES</b>	2,474,221.62	Net Valuation Taxable-County	85,391,799	Reserves for Receivables	412,388.47
<b>RESERVE FOR UNCOLLECTED TAXES</b>	280,709.00	State Equalized Valuation	87,200,381	Surplus Dec. 31, 1982	141,726.01
<b>EXPENDITURES</b> TOTAL	3,966,356.75	State Equalization Ratio	68.98	Total	638,756.18

\*Includes County Health Service Taxes or County Vacation School Taxes. See Table 18



1802

Population 1980 12,920

Population 1982 12,884

S &amp; P Rating

Moody Rating AA

General Tax Rate Per \$100.

4.98

State Equalized Tax Rate

1.93

**BERNARDS TOWNSHIP - SOMERSET CO.****Form of Government:****Township Committee****Number of Members on Governing Body - 5**

PER CAPITA:

Gross Debt 1,409.90

Net Debt 468.94

Debt Service 70.49

Total Tax Levy 1,074.74

Municipal Expenditures 435.37

PER CENT:

Gross Debt 2.79

Net Debt .93

Tax Levy Collected 98.20

Tax Levy Cancelled, Abated

or Adjusted .24

EXPENDITURES		REVENUES-REALIZED		1982 PROPERTY TAX	
<b>GENERAL GOVERNMENT</b>				<b>STATE EQUALIZED TAX RATE</b> →	
Governing Body & Public Boards		1982 Property Taxes Collected	13,608,854.61	Local District School Taxes 1.17	8,364,997.38
Municipal Clerk		1982 Payments in Lieu of Taxes	206,304.75	Regional & Consolidated School Tax	
Financial Administration	56,750.00	Delinquent Tax & Lien Collections	321,608.03	School Taxes in Municipal Budget	
Assessment of Taxes	35,359.00	Business Personalty Replacement Taxes	127,449.83	County Taxes .45	3,213,174.06
Collection of Taxes	43,303.00	Taxes from Public Utilities	1,010,667.00	County Library Taxes	15.54
Planning, Housing & Development	126,020.00	Other Miscellaneous Tax Revenues		Local Municipal Purpose Taxes .31	2,215,264.88
Human Resources		State Aid Revenues	109,995.64	Veteran & Senior Citizen Taxes	64,280.00
Elections	2,400.00	Federal Aid Revenues		Total Taxes for Rate Computation 1.93	13,857,731.86
General Administration (other)	653,159.34	State and Local Fiscal Assistance Act Utilized	165,795.95	Special District Taxes	
<b>JUDICIARY</b>		Sale of Acquired Property		Bank Corp. Taxes	14,363.64
Municipal Courts	48,225.00	Other Miscellaneous Revenues	1,235,924.68	Added and Omitted Taxes	39,145.28
<b>PUBLIC SAFETY</b>		Total	16,786,600.49	Total Taxes Levied - ABSTRACT	13,846,960.78
Fire Protection	139,700.00	Prior Years Surplus Appropriated	1,200,000.00	Total Taxes Billed	13,858,227.66
Police Protection	815,866.95	REVENUES TOTAL	17,586,600.49	1982 TAXES COLLECTED	13,608,854.61
Civil Defense & Disaster Control	300.00	Reserve For Uncollected Taxes	642,179.26	1982 Taxes Cancelled, Abated or Adjusted	33,590.10
Environmental Inspection & Control	115,092.06	<b>CAPITAL OUTLAY</b> TOTAL	1,845,075.62	Transfer to Tax Title Liens or Foreclosed	9,257.62
Other Public Safety				Balance Outstanding Dec. 31, 1982	206,525.33
<b>PUBLIC WORKS</b>				<b>PRIOR YEARS TAXES OUTSTANDING</b>	
Streets and Drainage	732,322.00	Public Enterprises		Balance January 1, 1982	410,875.40
Sewers and Sewage Processing	55,417.92	Recreation—Culture	215,797.63	Collected in 1982	311,285.87
Garbage and Trash Disposal		Public Works	863,316.90	Cancelled, Abated or Adjusted 1982	1,568.93
Public Buildings and Grounds	266,455.00	Buildings and Grounds	760,721.09	Transfers to Tax Title Liens & Foreclosed	2,714.99
Other Public Works		Library and Education	5,240.00	Balance December 31, 1982	55,305.61
<b>HEALTH and WELFARE</b>		Conservation		<b>TAX TITLE LIENS OUTSTANDING</b>	
Health Services Except Environmental	111,127.00	All Other		Balance January 1, 1982	37,855.20
Welfare-Public Assistance	2,216.00	<b>CAPITAL DEBT AUTHORIZED, DECEMBER 31, 1982</b>		Transfer From Taxes	13,132.44
Hospitals, Clinics, First Aid		ISSUED AND UNISSUED GROSS DEBT		Redeemed in 1982	10,322.16
Animal, Insect, & Rodent Control	11,500.00	School 7,440,000		Cancelled, Abated or Adjusted (1982)	
Other Welfare Services		Self-liquidating 10,725,202	6,041,767	Transfers to Foreclosed Property	
<b>RECREATION and CONSERVATION</b>		Other 18,165,202	6,041,767	Balance December 31, 1982	40,665.48
Beaches and Boardwalks		Total		<b>PROPERTY ACQUIRED BY DEED OR FORECLOSURE</b>	
Parks, Playgrounds, Shade Trees	22,665.00			Balance January 1, 1982	201,450.00
Land Reclamation & Conservation	8,975.00			Transfers From Taxes or Liens	
Other Recreational Services	160,575.00			Sale for Cash (1982)	
<b>EDUCATION (excluding schools)</b>				Cancelled, Abated or Adjusted (1982)	
Libraries	233,544.00			Balance December 31, 1982	201,450.00
Other Educational Services				<b>CURRENT FINANCES DECEMBER 31, 1982</b>	
<b>STATUTORY EXPENDITURES</b>				<b>ASSETS</b>	
Pensions & F. I. C. A.	270,773.00	<b>EQUALIZED VALUATION BASIS</b>		Cash Dec. 31, 1982	1,982,583.78
Employee Fringe Benefits	108,200.00	<b>FOR NET DEBT COMPUTATION</b>	652,002,366	Taxes Receivable	301,830.94
Other Statutory Expenditures	1,600.00	<b>REAL PROPERTY VALUATIONS</b>		Tax Title Liens	40,665.48
<b>CETA And Other Public Employment Programs</b>		Code Class # of Parcels % VAL'N		Foreclosed Property	201,450.00
<b>MUNICIPAL FUNCTIONS TOTAL</b>	4,025,545.27	1 Vacant Land 306 3.64	10,016,400.00	Emergencies & Other Deferred Charges	49,477.29
<b>CAPITAL IMPROVEMENTS *MEMO*</b>	443,112.00	2 Residential 3385 58.37	160,582,200.00	State and Federal Aid Receivable	89,913.35
<b>DEBT SERVICE</b>		3 Farm 169 1.26	3,484,500.00	Other Receivables	311,535.73
Principal Payments	549,508.00	4a Commercial 79 36.34	99,982,500.00	Total	2,977,456.57
Interest Payments	358,645.69	4b Industrial 7 .38	1,056,300.00	<b>LIABILITIES, RESERVES, AND SURPLUS</b>	
		4c Apartments		Cash Liabilities	403,113.74
		Total 3946	275,121,900.00	Reserves for Receivables	845,169.44
<b>DEFERRED CHARGES</b>	33,477.13	Land Area 24.95 Sq. Miles		Surplus Dec. 31, 1982	1,729,173.39
<b>SCHOOL, COUNTY, SPECIAL DISTRICT TAXES</b>	11,578,186.98	Net Valuation Taxable-Municipal	277,264,609	Total	2,977,456.57
<b>RESERVE FOR UNCOLLECTED TAXES</b>	642,175.26	Net Valuation Taxable-County	678,636,419		
<b>EXPENDITURES TOTAL</b>	17,187,542.33	State Equalized Valuation	711,040,040		
		State Equalization Ratio	38.81		





Population 1980 3,045  
 Population 1982 3,084  
 S & P Rating  
 Moody Rating

General Tax Rate Per \$100.

4.31  
 State Equalized Tax Rate  
 2.28

## BETHLEHEM TOWNSHIP - HUNTERDON CO.

## Form of Government:

## Township Committee

## Number of Members on Governing Body - 3

## PER CAPITA:

Gross Debt 923.37  
 Net Debt  
 Debt Service  
 Total Tax Levy 707.60  
 Municipal Expenditures 252.05

## PER CENT:

Gross Debt 3.34  
 Net Debt  
 Tax Levy Collected 87.62  
 Tax Levy Cancelled, Abated  
 or Adjusted 1.49

EXPENDITURES		REVENUES-REALIZED		1982 PROPERTY TAX	
GENERAL GOVERNMENT				STATE EQUALIZED TAX RATE $\rightarrow$	
Governing Body & Public Boards		1982 Property Taxes Collected	1,914,780.04	Local District School Taxes 1.10	1,028,274.50
Municipal Clerk		1982 Payments in Lieu of Taxes		Regional & Consolidated School Tax .68	634,245.21
Financial Administration	12,630.49	Delinquent Tax & Lien Collections	203,115.54	School Taxes in Municipal Budget	
Assessment of Taxes	19,741.60	Business Personalty Replacement Taxes	30,934.00	County Taxes .44	410,575.91
Collection of Taxes	10,911.59	Taxes from Public Utilities	142,737.00	County Library Taxes .03	24,657.65
Planning, Housing & Development	30,945.25	Other Miscellaneous Tax Revenues		Local Municipal Purpose Taxes .04	38,271.28
Human Resources		State Aid Revenues	11,022.22	Veteran & Senior Citizen Taxes	20,750.00
Elections	492.22	Federal Aid Revenues		Total Taxes for Rate Computation 2.29	2,156,774.55
General Administration (other)	74,468.45	State and Local Fiscal Assistance Act Utilized	17,714.00	Special District Taxes	
JUDICIARY		Sale of Acquired Property		Bank Corp. Taxes	
Municipal Courts	10,285.87	Other Miscellaneous Revenues	195,736.24	Added and Omitted Taxes	46,209.19
PUBLIC SAFETY		Total	2,516,039.04	Total Taxes Levied - ABSTRACT	2,182,233.74
Fire Protection	26,000.00	Prior Years Surplus Appropriated	375,000.00	Total Taxes Billed	2,185,240.16
Police Protection	13,122.83	REVENUES TOTAL	2,891,039.04	1982 TAXES COLLECTED	1,914,780.04
Civil Defense & Disaster Control		Reserve For Uncollected Taxes	250,832.55	1982 Taxes Cancelled, Abated or Adjusted	32,561.12
Environmental Inspection & Control	6,398.56	CAPITAL OUTLAY TOTAL	9,624.55	Transfer to Tax Title Liens or Foreclosed	21,228.83
Other Public Safety		Public Enterprises		Balance Outstanding Dec. 31, 1982	216,670.17
PUBLIC WORKS		Recreation—Culture		PRIOR YEARS TAXES OUTSTANDING	
Streets and Drainage	250,283.06	Public Works		Balance January 1, 1982	202,042.02
Sewers and Sewage Processing		Buildings and Grounds	9,624.55	Collected in 1982	190,465.65
Garbage and Trash Disposal	4,044.32	Library and Education		Cancelled, Abated or Adjusted 1982	2,775.17
Public Buildings and Grounds	32,687.21	Conservation		Transfers to Tax Title Liens or Foreclosed	7,093.51
Other Public Works		All Other		Balance December 31, 1982	1,707.69
HEALTH and WELFARE		CAPITAL DEBT AUTHORIZED, DECEMBER 31, 1982		TAX TITLE LIENS OUTSTANDING	
Health Services Except Environmental	363.26	ISSUED AND UNISSUED	GROSS DEBT	Balance January 1, 1982	113,983.00
Welfare-Public Assistance	1,255.00	School	2,847,660	Transfer From Taxes	29,826.31
Hospitals, Clinics, First Aid		Self-liquidating		Redeemed in 1982	12,649.89
Animal, Insect, & Rodent Control	1,767.97	Other		Cancelled, Abated or Adjusted (1982)	
Other Welfare Services		Total	2,847,660	Transfers to Foreclosed Property	
RECREATION and CONSERVATION		ISSUED AND OUTSTANDING		Balance December 31, 1982	131,159.42
Beaches and Boardwalks		School	2,692,808.39	PROPERTY ACQUIRED BY DEED OR	
Parks, Playgrounds, Shade Trees		Self-Liquidating		FORECLOSURE	
Land Reclamation & Conservation	1,782.48	Other		Balance January 1, 1982	
Other Recreational Services	3,113.10	Total	2,692,808.39	Transfers From Taxes or Liens	
EDUCATION (excluding schools)		EQUALIZED VALUATION BASIS		Sale for Cash (1982)	
Libraries		FOR NET DEBT COMPUTATION	85,158,134	Cancelled, Abated or Adjusted (1982)	
Other Educational Services		REAL PROPERTY VALUATIONS		Balance December 31, 1982	
STATUTORY EXPENDITURES		Code Class # of Parcels % VAL'N	ASSESSED VALUATION	CURRENT FINANCES DECEMBER 31, 1982	
Pensions & F. I. C. A.	13,204.48	1 Vacant Land 274 9.06	4,469,082.00	ASSETS	
Employee Fringe Benefits	2,786.40	2 Residential 759 70.08	34,578,213.00	Cash Dec. 31, 1982	1,352,141.39
Other Statutory Expenditures	2,000.00	3 Farm 360 14.98	7,387,742.00	Taxes Receivable	218,377.86
CETA And Other Public Employment Programs		4a Commercial 15 4.29	2,118,900.00	Tax Title Liens	131,159.42
MUNICIPAL FUNCTIONS TOTAL	518,284.14	4b Industrial 3 1.59	763,800.00	Foreclosed Property	
CAPITAL IMPROVEMENTS *MEMO*	30,000.00	4c Apartments		Emergencies & Other Deferred Charges	6,023.96
DEBT SERVICE		Total 1411	49,327,737.00	State and Federal Aid Receivable	101.64
Principal Payments		Land Area 20.60 Sq. Miles		Other Receivables	70,862.72
Interest Payments		Net Valuation Taxable-Municipal	49,629,489	Total	1,818,666.99
DEFERRED CHARGES	8,201.96	Net Valuation Taxable-County	88,104,848	LIABILITIES, RESERVES, AND SURPLUS	
SCHOOL, COUNTY, SPECIAL DISTRICT TAXES	2,097,753.27	State Equalized Valuation	93,615,637	Cash Liabilities	898,563.38
RESERVE FOR UNCOLLECTED TAXES	250,832.55	State Equalization Ratio	52.87	Reserves for Receivables	420,400.00
EXPENDITURES TOTAL	2,875,071.92			Surplus Dec. 31, 1982	499,703.61
				Total	1,818,666.99



0302

Population 1980 2,919  
 Population 1982 2,918  
 S & P Rating  
 Moody Rating

General Tax Rate Per \$100.

2.66  
 State Equalized Tax Rate  
 2.66

## BEVERLY CITY – BURLINGTON COUNTY

## Form of Government:

Special Charter (P.L. 1857 c. 162)

Number of Members on Governing Body – 9

PER CAPITA:

Gross Debt 204.08  
 Net Debt 80.71  
 Debt Service 28.03  
 Total Tax Levy 359.77  
 Municipal Expenditures 245.16

PER CENT:

Gross Debt 1.75  
 Net Debt .69  
 Tax Levy Collected 87.38  
 Tax Levy Cancelled, Abated  
 or Adjusted .14

EXPENDITURES		REVENUES-REALIZED		1982 PROPERTY TAX	
GENERAL GOVERNMENT				STATE EQUALIZED TAX RATE	
Governing Body & Public Boards		1982 Property Taxes Collected	910,475.21	Local District School Taxes	1.43 535,211.50
Municipal Clerk		1982 Payments in Lieu of Taxes	5,733.42	Regional & Consolidated School Tax	
Financial Administration	10,015.00	Delinquent Tax & Lien Collections	112,080.36	School Taxes in Municipal Budget	.08 29,047.00
Assessment of Taxes	3,098.00	Business Personalty Replacement Taxes	23,660.36	County Taxes	.57 215,213.21
Collection of Taxes	6,401.00	Taxes from Public Utilities	141,484.00	County Library Taxes	.03 11,828.89
Planning, Housing & Development	2,600.00	Other Miscellaneous Tax Revenues		Local Municipal Purpose Taxes	.55 205,260.00
Human Resources	500.00	State Aid Revenues	87,240.04	Veteran & Senior Citizen Taxes	
Elections		Federal Aid Revenues		Total Taxes for Rate Computation	2.66 1,032,685.60
General Administration (other)	71,974.06	State and Local Fiscal Assistance Act Utilized	28,957.00	Special District Taxes	
JUDICIARY		Sale of Acquired Property		Bank Corp. Taxes	8,907.11
Municipal Courts	8,340.00	Other Miscellaneous Revenues	85,713.96	Added and Omitted Taxes	
PUBLIC SAFETY		Total	1,395,344.35	Total Taxes Levied - ABSTRACT	1,049,811.71
Fire Protection		Prior Years Surplus Appropriated	107,000.00	Total Taxes Billed	1,041,913.20
Police Protection	145,550.34	REVENUES TOTAL	1,502,344.35	1982 TAXES COLLECTED	910,475.21
Civil Defense & Disaster Control		Reserve For Uncollected Taxes	163,794.00	1982 Taxes Cancelled, Abated or Adjusted	1,464.53
Environmental Inspection & Control	5,150.00	CAPITAL OUTLAY TOTAL	130,000.00	Transfer to Tax Title Liens or Foreclosed	3,076.13
Other Public Safety				Balance Outstanding Dec. 31, 1982	126,897.33
PUBLIC WORKS				PRIOR YEARS TAXES OUTSTANDING	
Streets and Drainage	84,946.39	Public Enterprises		Balance January 1, 1982	108,315.09
Sewers and Sewage Processing		Recreation—Culture		Collected in 1982	105,746.98
Garbage and Trash Disposal	27,300.00	Public Works		Cancelled, Abated or Adjusted 1982	
Public Buildings and Grounds	15,000.00	Buildings and Grounds	130,000.00	Transfers to Tax Title Liens or Foreclosed	263.25
Other Public Works		Library and Education		Balance December 31, 1982	2,304.86
HEALTH and WELFARE		Conservation		TAX TITLE LIENS OUTSTANDING	
Health Services Except Environmental	3,795.97	All Other		Balance January 1, 1982	35,592.43
Welfare-Public Assistance	6,783.00	CAPITAL DEBT AUTHORIZED, DECEMBER 31, 1982		Transfer From Taxes	3,378.48
Hospitals, Clinics, First Aid		ISSUED AND UNISSUED GROSS DEBT NET DEBT		Redeemed in 1982	6,333.38
Animal, Insect, & Rodent Control	700.00	School 360,000		Cancelled, Abated or Adjusted (1982)	105.38
Other Welfare Services		Self-liquidating		Transfers to Foreclosed Property	
RECREATION and CONSERVATION		Other 235,500	235,500	Balance December 31, 1982	32,532.15
Beaches and Boardwalks		Total 595,500	235,500	PROPERTY ACQUIRED BY DEED OR	
Parks, Playgrounds, Shade Trees	2,700.00	ISSUED AND OUTSTANDING		FORECLOSURE	
Land Reclamation & Conservation		School 210,000.00		Balance January 1, 1982	7,050.00
Other Recreational Services	2,000.00	Self-Liquidating		Transfers From Taxes or Liens	
EDUCATION (excluding schools)		Other 150,000.00		Sale for Cash (1982)	
Libraries	1,600.00	Total 360,000.00		Cancelled, Abated or Adjusted (1982)	
Other Educational Services		EQUALIZED VALUATION BASIS		Balance December 31, 1982	7,050.00
STATUTORY EXPENDITURES		FOR NET DEBT COMPUTATION	34,081.956	CURRENT FINANCES DECEMBER 31, 1982	
Pensions & F. I. C. A.	29,315.20	REAL PROPERTY VALUATIONS		ASSETS	
Employee Fringe Benefits	9,650.00	Code Class # of Parcels % VAL'N ASSESSED VALUATION		Cash Dec. 31, 1982	374,246.47
Other Statutory Expenditures	6,000.00	1 Vacant Land 81 1.38 513,200.00		Taxes Receivable	129,202.19
CETA And Other Public Employment Programs		2 Residential 808 85.70 31,952,600.00		Tax Title Liens	32,532.15
MUNICIPAL FUNCTIONS TOTAL	443,418.96	3 Farm 7.36 2,745,700.00		Foreclosed Property	7,050.00
CAPITAL IMPROVEMENTS *MEMO*	2,600.00	4a Commercial 15 4.73 1,765,300.00		Emergencies & Other Deferred Charges	12,464.67
DEBT SERVICE		4b Industrial 4 .82 305,900.00		State and Federal Aid Receivable	1,359.50
Principal Payments	50,000.00	Total 963 37,282,700.00		Other Receivables	221.00
Interest Payments	31,787.50	Land Area .54 Sq. Miles		Total	557,075.98
TYPE I SCHL DEBT *MEMO	46,147.50	Net Valuation Taxable-Municipal	37,492,359	LIABILITIES, RESERVES, AND SURPLUS	
DEFERRED CHARGES	26,375.01	Net Valuation Taxable-County	35,631,516	Cash Liabilities	69,424.24
SCHOOL, COUNTY, SPECIAL DISTRICT TAXES	835,644.60	State Equalized Valuation	37,511,010	Reserves for Receivables	169,005.34
RESERVE FOR UNCOLLECTED TAXES	163,794.00	State Equalization Ratio	99.95	Surplus Dec. 31, 1982	318,646.40
EXPENDITURES TOTAL	1,551,020.07			Total	557,075.98

\* ABOVE DEBT SERVICE INCLUDES TYPE I SCHOOL DEBT

Population 1980 **4,360**  
 Population 1982 **4,462**  
 S & P Rating  
 Moody Rating

General Tax Rate Per \$100.

State Equalized Tax Rate **.77****.55****BLAIRSTOWN TOWNSHIP - WARREN CO.****Form of Government:****Township Committee****Number of Members on Governing Body - 5****PER CAPITA:**Gross Debt **145.42**

Net Debt

Debt Service

Total Tax Levy **181.29**Municipal Expenditures **805.32****PER CENT:**Gross Debt **.48**

Net Debt

Tax Levy Collected **91.12**Tax Levy Cancelled, Abated  
or Adjusted

EXPENDITURES		REVENUES-REALIZED		1982 PROPERTY TAX	
<b>GENERAL GOVERNMENT</b>				<b>STATE EQUALIZED TAX RATE</b> →	
Governing Body & Public Boards		1982 Property Taxes Collected		Local District School Taxes	
Municipal Clerk		1982 Payments in Lieu of Taxes		Regional & Consolidated School Tax	
Financial Administration	<b>15,450.00</b>	Delinquent Tax & Lien Collections		School Taxes in Municipal Budget	
Assessment of Taxes	<b>18,478.45</b>	Business Personality Replacement Taxes		County Taxes	<b>.52</b> <b>760,691.50</b>
Collection of Taxes	<b>13,000.00</b>	Taxes from Public Utilities		County Library Taxes	<b>.03</b> <b>41,565.40</b>
Planning, Housing & Development	<b>30,500.00</b>	Other Miscellaneous Tax Revenues		Local Municipal Purpose Taxes	
Human Resources		State Aid Revenues		Veteran & Senior Citizen Taxes	<b>37,525.00</b>
Elections		Federal Aid Revenues		Total Taxes for Rate Computation	<b>.55</b> <b>839,781.90</b>
General Administration (other)	<b>186,550.00</b>	State and Local Fiscal Assistance Act Utilized		Special District Taxes	
<b>JUDICIARY</b>		Sale of Acquired Property		Bank Corp. Taxes	<b>2,780.20</b>
Municipal Courts	<b>18,570.24</b>	Other Miscellaneous Revenues		Added and Omitted Taxes	<b>3,878.64</b>
<b>PUBLIC SAFETY</b>		Total		Total Taxes Levied - ABSTRACT	<b>808,915.74</b>
Fire Protection	<b>32,746.70</b>	Prior Years Surplus Appropriated		Total Taxes Billed	<b>806,146.57</b>
Police Protection	<b>235,640.00</b>	REVENUES		1982 TAXES COLLECTED	<b>734,590.18</b>
Civil Defense & Disaster Control	<b>1,325.00</b>	Reserve For Uncollected Taxes		1982 Taxes Cancelled, Abated or Adjusted	
Environmental Inspection & Control	<b>19,223.00</b>	CAPITAL OUTLAY		Transfer to Tax Title Liens or Foreclosed	<b>4,902.89</b>
Other Public Safety		TOTAL		Balance Outstanding Dec. 31, 1982	<b>66,653.50</b>
<b>PUBLIC WORKS</b>		Public Enterprises		<b>PRIOR YEARS TAXES OUTSTANDING</b>	
Streets and Drainage	<b>428,403.00</b>	Recreation—Culture		Balance January 1, 1982	<b>67,386.31</b>
Sewers and Sewage Processing		Public Works		Collected in 1982	<b>54,143.91</b>
Garbage and Trash Disposal	<b>15,000.00</b>	Buildings and Grounds		Cancelled, Abated or Adjusted 1982	<b>6,546.33</b>
Public Buildings and Grounds	<b>133,118.00</b>	Library and Education		Transfers to Tax Title Liens or Foreclosed	<b>5,918.79</b>
Other Public Works		Conservation		Balance December 31, 1982	<b>777.28</b>
<b>HEALTH and WELFARE</b>		All Other		<b>TAX TITLE LIENS OUTSTANDING</b>	
Health Services Except Environmental	<b>69,650.00</b>	CAPITAL DEBT AUTHORIZED, DECEMBER 31, 1982		Balance January 1, 1982	<b>867.31</b>
Welfare-Public Assistance	<b>6,000.00</b>	ISSUED AND UNISSUED		Transfer From Taxes	<b>11,396.87</b>
Hospitals, Clinics, First Aid		GROSS DEBT		Redeemed in 1982	<b>2,774.04</b>
Animal, Insect, & Rodent Control	<b>3,200.00</b>	NET DEBT		Cancelled, Abated or Adjusted (1982)	
Other Welfare Services		School		Transfers to Foreclosed Property	
<b>RECREATION and CONSERVATION</b>		Self-liquidating		Balance December 31, 1982	<b>9,490.14</b>
Beaches and Boardwalks		Other		<b>PROPERTY ACQUIRED BY DEED OR FORECLOSURE</b>	
Parks, Playgrounds, Shade Trees		Total		Balance January 1, 1982	
Land Reclamation & Conservation	<b>1,000.00</b>	ISSUED AND OUTSTANDING		Transfers From Taxes or Liens	
Other Recreational Services	<b>48,338.00</b>	School		Sale for Cash (1982)	
<b>EDUCATION (excluding schools)</b>		Self-Liquidating		Cancelled, Abated or Adjusted (1982)	
Libraries	<b>13,000.00</b>	Other		Balance December 31, 1982	
Other Educational Services	<b>1,096,037.83</b>	Total		<b>CURRENT FINANCES DECEMBER 31, 1982</b>	
<b>STATUTORY EXPENDITURES</b>		EQUALIZED VALUATION BASIS		<b>ASSETS</b>	
Pensions & F. I. C. A.	<b>53,500.00</b>	FOR NET DEBT COMPUTATION		Cash Dec. 31, 1982	<b>7,820,355.37</b>
Employee Fringe Benefits	<b>25,000.00</b>	REAL PROPERTY VALUATIONS		Taxes Receivable	<b>67,430.78</b>
Other Statutory Expenditures	<b>8,000.00</b>	Code Class # of Parcels % VAL'N		Tax Title Liens	<b>9,490.14</b>
<b>CETA And Other Public Employment Programs</b>		ASSESSED VALUATION		Foreclosed Property	
<b>MUNICIPAL FUNCTIONS</b>		1 Vacant Land 677 12.79		Emergencies & Other Deferred Charges	<b>35,000.00</b>
<b>CAPITAL IMPROVEMENTS</b>	<b>*MEMO*</b>	2 Residential 1227 67.46		State and Federal Aid Receivable	
<b>DEBT SERVICE</b>		3 Farm 282 7.70		Other Receivables	<b>30,165.69</b>
Principal Payments		4a Commercial 90 8.41		Total	<b>7,962,441.98</b>
Interest Payments		4b Industrial 16 3.64		<b>LIABILITIES, RESERVES, AND SURPLUS</b>	
		4c Apartments		Cash Liabilities	<b>1,708,142.68</b>
		Total 2292		Reserves for Receivables	<b>107,086.61</b>
<b>DEFERRED CHARGES</b>	<b>1,059,524.40</b>	Land Area 30.90 Sq. Miles		Surplus Dec. 31, 1982	<b>6,147,212.69</b>
<b>SCHOOL, COUNTY, SPECIAL DISTRICT TAXES</b>	<b>802,256.90</b>	Net Valuation Taxable-Municipal		Total	<b>7,962,441.98</b>
<b>RESERVE FOR UNCOLLECTED TAXES</b>	<b>62,100.00</b>	Net Valuation Taxable-County			
<b>EXPENDITURES</b>		State Equalized Valuation			
<b>TOTAL</b>	<b>4,355,611.52</b>	State Equalization Ratio			



Population 1980 47,792  
 Population 1982 47,400  
 S & P Rating AA  
 Maady Rating AA

General Tax Rate Per \$100. 7.49  
 State Equalized Tax Rate 3.58

## BLOOMFIELD TOWNSHIP – ESSEX COUNTY

## Form of Government:

Special Charter (P.L. 1955 c. 201)

Number of Members on Governing Body – 7

## PER CAPITA.

Gross Debt 267.55  
 Net Debt 121.31  
 Debt Service 19.34  
 Total Tax Levy 700.55  
 Municipal Expenditures 363.84

## PER CENT.

Gross Debt 1.48  
 Net Debt .67  
 Tax Levy Collected 97.16  
 Tax Levy Cancelled, Abated or Adjusted .47

EXPENDITURES		REVENUES-REALIZED		1982 PROPERTY TAX	
GENERAL GOVERNMENT				STATE EQUALIZED TAX RATE → 1.50	
Governing Body & Public Boards		1982 Property Taxes Collected		Local District School Taxes	13,884,657.00
Municipal Clerk	73,605.00	1982 Payments in Lieu of Taxes		Regional & Consolidated School Tax	
Financial Administration	232,206.00	Delinquent Tax & Lien Collections		School Taxes in Municipal Budget	.01 113,766.43
Assessment of Taxes	90,815.00	Business Personalty Replacement Taxes		County Taxes	1.05 9,706,375.94
Collection of Taxes		Taxes from Public Utilities		County Library Taxes	
Planning, Housing & Development	159,345.00	Other Miscellaneous Tax Revenues		Local Municipal Purpose Taxes	1.01 9,382,908.57
Human Resources	192,896.80	State Aid Revenues		Veteran & Senior Citizen Taxes	460,075.00
Elections		Federal Aid Revenues		Total Taxes for Rate Computation	3.57 33,547,782.94
General Administration (other)	788,360.00	State and Local Fiscal Assistance Act Utilized		Special District Taxes	
JUDICIARY		Sale of Acquired Property		Bank Corp. Taxes	58,556.34
Municipal Courts	115,370.00	Other Miscellaneous Revenues		Added and Omitted Taxes	60,009.24
PUBLIC SAFETY		Total		Total Taxes Levied - ABSTRACT	33,206,273.52
Fire Protection	2,696,358.00	Prior Years Surplus Appropriated		Total Taxes Billed	33,254,018.97
Police Protection	3,316,791.32	REVENUES TOTAL		1982 TAXES COLLECTED	32,308,137.66
Civil Defense & Disaster Control	17,925.00	Reserve For Uncollected Taxes		1982 Taxes Cancelled, Abated or Adjusted	155,035.51
Environmental Inspection & Control	350.00	CAPITAL OUTLAY TOTAL		Transfer to Tax Title Liens or Foreclosed	
Other Public Safety				Balance Outstanding Dec. 31, 1982	790,845.80
PUBLIC WORKS				PRIOR YEARS TAXES OUTSTANDING	
Streets and Drainage	713,535.00	Public Enterprises		Balance January 1, 1982	871,968.70
Sewers and Sewage Processing	824,805.00	Recreation—Culture		Collected in 1982	605,020.34
Garbage and Trash Disposal	995,000.00	Public Works		Cancelled, Abated or Adjusted 1982	204,817.44
Public Buildings and Grounds	80,130.00	Buildings and Grounds		Transfers to Tax Title Liens or Foreclosed	
Other Public Works	535,415.00	Library and Education		Balance December 31, 1982	62,130.92
HEALTH and WELFARE		Conservation		TAX TITLE LIENS OUTSTANDING	
Health Services Except Environmental	421,087.70	All Other		Balance January 1, 1982	24,454.71
Welfare-Public Assistance	45,040.00	CAPITAL DEBT AUTHORIZED, DECEMBER 31, 1982		Transfer From Taxes	
Hospitals, Clinics, First Aid		ISSUED AND UNISSUED GROSS DEBT NET DEBT		Redeemed in 1982	12,515.20
Animal, Insect, & Rodent Control	14,500.00	School 4,120,000		Cancelled, Abated or Adjusted (1982)	
Other Welfare Services		Self-liquidating 1,408,800		Transfers to Foreclosed Property	
RECREATION and CONSERVATION		Other 7,152,884		Balance December 31, 1982	11,939.51
Beaches and Boardwalks		Total 12,681,684		PROPERTY ACQUIRED BY DEED OR	
Parks, Playgrounds, Shade Trees	185,690.00	ISSUED AND OUTSTANDING		FORECLOSURE	
Land Reclamation & Conservation		School 666,000.00		Balance January 1, 1982	219,800.00
Other Recreational Services	314,110.00	Self-Liquidating 1,325,000.00		Transfers From Taxes or Liens	
EDUCATION (excluding schools)		Other 6,764,000.00		Sale for Cash (1982)	
Libraries	570,830.00	Total 8,755,000.00		Cancelled, Abated or Adjusted (1982)	
Other Educational Services	4,000.00	EQUALIZED VALUATION BASIS		Balance December 31, 1982	219,800.00
STATUTORY EXPENDITURES		FOR NET DEBT COMPUTATION		CURRENT FINANCES DECEMBER 31, 1982	
Pensions & F. I. C. A.	1,760,917.00	REAL PROPERTY VALUATIONS		ASSETS	
Employee Fringe Benefits	632,282.00	Code Class # of Parcels % VAL'N		Cash Dec. 31, 1982	2,540,227.58
Other Statutory Expenditures	1,000.00	ASSESSED VALUATION		Taxes Receivable	852,976.72
CETA And Other Public Employment Programs		1 Vacant Land 283 .45		Tax Title Liens	11,939.51
MUNICIPAL FUNCTIONS TOTAL	14,782,363.82	2 Residential 10345 66.18		Foreclosed Property	219,800.00
CAPITAL IMPROVEMENTS *MEMO*	30,000.00	3 Farm		Emergencies & Other Deferred Charges	138,320.75
DEBT SERVICE		4a Commercial 742 18.08		State and Federal Aid Receivable	
Principal Payments	580,000.00	4b Industrial 89 7.17		Other Receivables	17,029.91
Interest Payments	336,694.96	4c Apartments 114 8.12		Total	3,780,294.47
TYPE 1 SCHL DEBT *MEMO	172,140.00	Total 11573		LIABILITIES, RESERVES, AND SURPLUS	
DEFERRED CHARGES	56,993.38	Land Area 5.40 Sq. Miles		Cash Liabilities	1,266,112.81
SCHOOL, COUNTY, SPECIAL DISTRICT TAXES	23,704,799.37	Net Valuation Taxable-Municipal		Reserves for Receivables	1,095,909.32
RESERVE FOR UNCOLLECTED TAXES	1,450,000.00	Net Valuation Taxable-County		Surplus Dec. 31, 1982	1,418,272.34
EXPENDITURES TOTAL	40,950,851.53	State Equalized Valuation		Total	3,780,294.47
		State Equalization Ratio			

\* ABOVE DEBT SERVICE INCLUDES TYPE 1 SCHOOL DEBT



# BLOOMINGDALE BOROUGH - PASSAIC CO.

Form of Government:

Borough Council

Number of Members on Governing Body - 6

PER CAPITA:

Gross Debt	414.69
Net Debt	294.88
Debt Service	29.17
Total Tax Levy	595.13
Municipal Expenditures	274.14

PER CENT:

Gross Debt	2.11
Net Debt	1.50
Tax Levy Collected	97.19
Tax Levy, Cancelled, Abated or Adjusted	.10

General Tax Rate Per \$100.

4.51

State Equalized Tax Rate

2.77

1601

Population 1980	7,867
Population 1982	8,013
S & P Rating	
Moody Rating	BAA1

EXPENDITURES		REVENUES-REALIZED		1982 PROPERTY TAX	
GENERAL GOVERNMENT				STATE EQUALIZED TAX RATE	
Governing Body & Public Boards	3,880.00	1982 Property Taxes Collected	4,639,347.78	Local District School Taxes	1.43
Municipal Clerk		1982 Payments in Lieu of Taxes		Regional & Consolidated School Tax	
Financial Administration	7,000.00	Delinquent Tax & Lien Collections	121,782.60	School Taxes in Municipal Budget	
Assessment of Taxes	7,200.00	Business Personality Replacement Taxes	66,231.64	County Taxes	.56
Collection of Taxes	37,192.00	Taxes from Public Utilities	304,250.00	County Library Taxes	
Planning, Housing & Development	12,636.00	Other Miscellaneous Tax Revenues		Local Municipal Purpose Taxes	.77
Human Resources		State Aid Revenues	97,219.70	Veteran & Senior Citizen Taxes	
Elections	1,600.00	Federal Aid Revenues		Total Taxes for Rate Computation	2.76
General Administration (other)	303,499.19	State and Local Fiscal Assistance Act Utilized	73,731.00	Special District Taxes	
JUDICIARY		Sale of Acquired Property		Bank Corp. Taxes	305.16
Municipal Courts		Other Miscellaneous Revenues	130,740.96	Added and Omitted Taxes	12,545.40
PUBLIC SAFETY		Total	5,433,303.68	Total Taxes Levied - ABSTRACT	4,768,814.07
Fire Protection	31,399.00	Prior Years Surplus Appropriated	150,000.00	Total Taxes Billed	4,773,416.99
Police Protection	377,715.00	REVENUES TOTAL	5,623,303.68	1982 TAXES COLLECTED	4,639,347.78
Civil Defense & Disaster Control	1.00	Reserve For Uncollected Taxes	344,966.85	1982 Taxes Cancelled, Abated or Adjusted	4,669.34
Environmental Inspection & Control	12,536.00	CAPITAL OUTLAY TOTAL	628,711.04	Transfer to Tax Title Liens or Foreclosed	13,895.31
Other Public Safety				Balance Outstanding Dec. 31, 1982	115,504.56
PUBLIC WORKS				PRIOR YEARS TAXES OUTSTANDING	
Streets and Drainage	256,061.25	Public Enterprises		Balance January 1, 1982	110,676.64
Sewers and Sewage Processing	75,000.00	Recreation—Culture		Collected in 1982	108,111.94
Garbage and Trash Disposal	147,456.71	Public Works	608,422.56	Cancelled, Abated or Adjusted 1982	318.58
Public Buildings and Grounds	44,542.00	Buildings and Grounds	20,288.48	Transfers to Tax Title Liens or Foreclosed	2,246.12
Other Public Works		Library and Education		Balance December 31, 1982	
HEALTH and WELFARE		Conservation		TAX TITLE LIENS OUTSTANDING	
Health Services Except Environmental	47,881.00	All Other		Balance January 1, 1982	97,630.22
Welfare-Public Assistance	4,195.00	CAPITAL DEBT AUTHORIZED, DECEMBER 31, 1982		Transfer From Taxes	16,240.39
Hospitals, Clinics, First Aid		ISSUED AND UNISSUED		Redeemed in 1982	13,670.66
Animal, Insect, & Rodent Control	2,252.00	School	960,000	Cancelled, Abated or Adjusted (1982)	
Other Welfare Services		Self-Liquidating		Transfers to Foreclosed Property	
RECREATION and CONSERVATION		Other	2,362,900	Balance December 31, 1982	100,199.95
Beaches and Boardwalks		Total	3,322,900	PROPERTY ACQUIRED BY DEED OR FORECLOSURE	
Parks, Playgrounds, Shade Trees	1.00	ISSUED AND OUTSTANDING		Balance January 1, 1982	183,000.00
Land Reclamation & Conservation	765.00	School	560,000.00	Transfers From Taxes or Liens	
Other Recreational Services	14,737.00	Self-Liquidating		Sale for Cash (1982)	
EDUCATION (excluding schools)		Other	1,742,800.00	Cancelled, Abated or Adjusted (1982)	
Libraries	53,043.00	Total	2,702,800.00	Balance December 31, 1982	183,000.00
Other Educational Services	8,130.00	EQUALIZED VALUATION BASIS		CURRENT FINANCES DECEMBER 31, 1982	
STATUTORY EXPENDITURES		FOR NET DEBT COMPUTATION	157,494,416	ASSETS	
Pensions & F. I. C. A.	98,466.00	REAL PROPERTY VALUATIONS		Cash Dec. 31, 1982	624,872.74
Employee Fringe Benefits	63,000.00	Code Class # of Parcels % VAL'N	ASSESSED VALUATION	Taxes Receivable	115,504.56
Other Statutory Expenditures	1.00	1 Vacant Land 236 4.63	4,860,000.00	Tax Title Liens	100,199.95
CETA And Other Public Employment Programs		2 Residential 2168 81.03	85,016,100.00	Foreclosed Property	183,000.00
MUNICIPAL FUNCTIONS TOTAL	1,610,189.15	3 Farm 5 .16	167,800.00	Emergencies & Other Deferred Charges	17,500.00
CAPITAL IMPROVEMENTS *MEMU*	26,300.00	4a Commercial 100 8.13	8,534,500.00	State and Federal Aid Receivable	9,117.83
DEBT SERVICE		4b Industrial 5 .58	610,300.00	Other Receivables	4,932.14
Principal Payments	104,004.89	4c Apartments 7 5.46	5,724,900.00	Total	1,055,127.22
Interest Payments	129,731.52	Total 2521	104,913,600.00	LIABILITIES, RESERVES, AND SURPLUS	
DEFERRED CHARGES	7,799.93	Land Area 8.74 Sq. Miles		Cash Liabilities	155,651.50
SCHOOL, COUNTY, SPECIAL DISTRICT TAXES	3,426,794.07	Net Valuation Taxable-Municipal	105,562,563	Reserves for Receivables	403,636.65
RESERVE FOR UNCOLLECTED TAXES	344,966.85	Net Valuation Taxable-County	160,502,950	Surplus Dec. 31, 1982	495,839.07
EXPENDITURES TOTAL	5,623,486.81	State Equalized Valuation	171,713,663	Total	1,055,127.22
		State Equalization Ratio	61.33		

1003	
Population 1980	864
Population 1982	851
S & P Rating	3.72
Moody Rating	2.29
General Tax Rate Per \$100.	
State Equalized Tax Rate	

**BLOOMSBURY BOROUGH – HUNTERDON CO.**  
**Form of Government:**  
**Borough Council**  
**Number of Members on Governing Body – 6**

PER CAPITA:		PER CENT:	
Gross Debt	181.09	Gross Debt	.82
Net Debt	17.22	Net Debt	.08
Debt Service	.35	Tax Levy Collected	94.28
Total Tax Levy	572.04	Tax Levy Cancelled, Abated	
Municipal Expenditures	176.76	or Adjusted	.09

EXPENDITURES		REVENUES-REALIZED		1982 PROPERTY TAX	
GENERAL GOVERNMENT				STATE EQUALIZED TAX RATE	
Governing Body & Public Boards		1982 Property Taxes Collected	452,341.78	Local District School Taxes	1.58
Municipal Clerk		1982 Payments in Lieu of Taxes		Regional & Consolidated School Tax	
Financial Administration	3,191.00	Delinquent Tax & Lien Collections	26,344.03	School Taxes in Municipal Budget	
Assessment of Taxes	1,939.90	Business Personality Replacement Taxes	13,543.96	County Taxes	.45
Collection of Taxes	2,190.02	Taxes from Public Utilities	26,628.00	County Library Taxes	.03
Planning, Housing & Development	1,765.00	Other Miscellaneous Tax Revenues		Local Municipal Purpose Taxes	.24
Human Resources		State Aid Revenues	5,999.86	Veteran & Senior Citizen Taxes	
Elections	144.00	Federal Aid Revenues		Total Taxes for Rate Computation	2.30
General Administration (other)	21,981.06	State and Local Fiscal Assistance Act Utilized	4,804.00	Special District Taxes	
JUDICIARY		Sale of Acquired Property		Bank Corp. Taxes	7,287.19
Municipal Courts	4,257.00	Other Miscellaneous Revenues		Added and Omitted Taxes	2,336.87
PUBLIC SAFETY		Total	568,259.46	Total Taxes Levied - ABSTRACT	486,809.96
Fire Protection	17,197.82	Prior Years Surplus Appropriated	30,000.00	Total Taxes Billed	479,784.85
Police Protection	11,590.00	REVENUES TOTAL	558,259.46	1982 TAXES COLLECTED	452,341.78
Civil Defense & Disaster Control		Reserve For Uncollected Taxes	32,856.18	1982 Taxes Cancelled, Abated or Adjusted	414.56
Environmental Inspection & Control		CAPITAL OUTLAY TOTAL	14,363.21	Transfer to Tax Title Liens or Foreclosed	176.70
Other Public Safety				Balance Outstanding Dec. 31, 1982	26,851.81
PUBLIC WORKS		Public Enterprises	14,363.21	PRIOR YEARS TAXES OUTSTANDING	
Streets and Drainage	15,669.51	Recreation—Culture		Balance January 1, 1982	26,712.18
Sewers and Sewage Processing		Public Works		Collected in 1982	26,344.03
Gorbage and Trash Disposal	16,454.00	Buildings and Grounds		Cancelled, Abated or Adjusted 1982	
Public Buildings and Grounds	13,693.00	Library and Education		Transfers to Tax Title Liens or Foreclosed	159.13
Other Public Works		Conservation		Balance December 31, 1982	209.02
HEALTH and WELFARE		All Other		TAX TITLE LIENS OUTSTANDING	
Health Services Except Environmental		CAPITAL DEBT AUTHORIZED, DECEMBER 31, 1982		Balance January 1, 1982	
Welfare-Public Assistance		ISSUED AND UNISSUED		Transfer From Taxes	371.18
Hospitals, Clinics, First Aid		School	80,500	Redeemed in 1982	
Animal, Insect, & Rodent Control	460.00	Self-liquidating	58,950	Cancelled, Abated or Adjusted (1982)	
Other Welfare Services		Other	14,655	Transfers to Foreclosed Property	
RECREATION and CONSERVATION		Total	154,105	Balance December 31, 1982	371.18
Beaches and Boardwalks		ISSUED AND OUTSTANDING		PROPERTY ACQUIRED BY DEED OR	
Parks, Playgrounds, Shade Trees		School	78,000.00	FORECLOSURE	
Land Reclamation & Conservation		Self-liquidating	28,950.00	Balance January 1, 1982	1,100.00
Other Recreational Services	50.00	Other		Transfers From Taxes or Liens	
EDUCATION (excluding schools)		Total	106,950.00	Sale for Cash (1982)	
Libraries		EQUALIZED VALUATION BASIS		Cancelled, Abated or Adjusted (1982)	
Other Educational Services		FOR NET DEBT COMPUTATION	18,900,446	Balance December 31, 1982	1,100.00
STATUTORY EXPENDITURES		REAL PROPERTY VALUATIONS		CURRENT FINANCES DECEMBER 31, 1982	
Pensions & F. I. C. A.	2,514.47	Code Class # of Parcels % VAL'N		ASSETS	
Employee Fringe Benefits		1 Vacant Land 51 1.85	232,175.00	Cash Dec. 31, 1982	314,732.30
Other Statutory Expenditures	225.00	2 Residential 263 69.32	8,654,600.00	Taxes Receivable	27,060.83
CETA And Other Public Employment Programs		3 Farm 12 1.71	213,815.00	Tax Title Liens	371.18
MUNICIPAL FUNCTIONS TOTAL	113,321.78	4a Commercial 16 17.52	2,197,350.00	Foreclosed Property	1,100.00
CAPITAL IMPROVEMENTS *MEMO*		4b Industrial 6 8.96	1,123,525.00	Emergencies & Other Deferred Charges	10,203.90
DEBT SERVICE		4c Apartments 1 .65	81,700.00	State and Federal Aid Receivable	632.66
Principal Payments		Total 349	12,543,165.00	Other Receivables	12,951.92
Interest Payments	294.00	Land Area .80 Sq. Miles		Total	367,052.79
DEFERRED CHARGES	3,947.66	Net Valuation Taxable-Municipal	12,834,623	LIABILITIES, RESERVES, AND SURPLUS	
SCHOOL, COUNTY, SPECIAL DISTRICT TAXES	427,185.90	Net Valuation Taxable-County	19,808,970	Cash Liabilities	183,530.08
RESERVE FOR UNCOLLECTED TAXES	32,856.18	State Equalized Valuation	20,662,166	Reserves for Receivables	41,483.93
EXPENDITURES TOTAL	577,605.52	State Equalization Ratio	61.58	Surplus Dec. 31, 1982	142,038.78
				Total	367,052.79



0204

Population 1980 8,344  
 Population 1982 8,266  
 S & P Rating  
 Moody Rating

General Tax Rate Per \$100.

State Equalized Tax Rate

3.83

2.68

**BOGOTA BOROUGH – BERGEN COUNTY****Form of Government:****Borough Council****Number of Members on Governing Body – 6**

PER CAPITA:

Gross Debt 116.54  
 Net Debt 82.78  
 Debt Service 17.57  
 Total Tax Levy 579.77  
 Municipal Expenditures 280.68

PER CENT:

Gross Debt .57  
 Net Debt .41  
 Tax Levy Collected 97.10  
 Tax Levy Cancelled, Abated or Adjusted 1.16

EXPENDITURES		REVENUES-REALIZED		1982 PROPERTY TAX	
<b>GENERAL GOVERNMENT</b>				<b>STATE EQUALIZED TAX RATE</b>	
Governing Body & Public Boards		1982 Property Taxes Collected	4,631,176.64	Local District School Taxes	1.63
Municipal Clerk		1982 Payments in Lieu of Taxes		Regional & Consolidated School Tax	
Financial Administration	20,026.91	Delinquent Tax & Lien Collections	75,913.81	School Taxes in Municipal Budget	
Assessment of Taxes	8,128.00	Business Personalty Replacement Taxes	261,019.96	County Taxes	.38
Collection of Taxes	34,226.72	Taxes from Public Utilities	325,101.00	County Library Taxes	
Planning, Housing & Development	25,930.33	Other Miscellaneous Tax Revenues		Local Municipal Purpose Taxes	.67
Human Resources		State Aid Revenues	103,429.75	Veteran & Senior Citizen Taxes	
Elections	1,391.52	Federal Aid Revenues		Total Taxes for Rate Computation	2.68
General Administration (other)	309,877.52	State and Local Fiscal Assistance Act Utilized	71,310.63	Special District Taxes	
<b>JUDICIARY</b>		Sale of Acquired Property		Bank Corp. Taxes	29,747.29
Municipal Courts	29,954.59	Other Miscellaneous Revenues	194,233.32	Added and Omitted Taxes	3,452.34
<b>PUBLIC SAFETY</b>		Total	5,662,185.11	Total Taxes Levied - ABSTRACT	4,792,382.60
Fire Protection	67,248.32	Prior Years Surplus Appropriated	125,000.00	Total Taxes Billed	4,769,499.93
Police Protection	558,269.50	REVENUES	5,787,185.11	1982 TAXES COLLECTED	4,631,176.64
Civil Defense & Disaster Control	500.00	Reserve For Uncollected Taxes	118,874.00	1982 Taxes Cancelled, Abated or Adjusted	55,522.63
Environmental Inspection & Control	26,545.00	CAPITAL OUTLAY	414,641.84	Transfer to Tax Title Liens or Foreclosed	4,481.10
Other Public Safety		TOTAL		Balance Outstanding Dec. 31, 1982	78,319.56
<b>PUBLIC WORKS</b>				<b>PRIOR YEARS TAXES OUTSTANDING</b>	
Streets and Drainage	266,493.30	Public Enterprises		Balance January 1, 1982	79,126.50
Sewers and Sewage Processing	112,580.00	Recreation—Culture		Collected in 1982	75,913.81
Garbage and Trash Disposal	177,400.87	Public Works	139,966.04	Cancelled, Abated or Adjusted 1982	
Public Buildings and Grounds	21,680.27	Buildings and Grounds	274,675.80	Transfers to Tax Title Liens or Foreclosed	3,212.69
Other Public Works	36,164.86	Library and Education		Balance December 31, 1982	
<b>HEALTH and WELFARE</b>		Conservation		<b>TAX TITLE LIENS OUTSTANDING</b>	
Health Services Except Environmental	12,256.00	All Other		Balance January 1, 1982	
Welfare-Public Assistance	7,750.00	CAPITAL DEBT AUTHORIZED, DECEMBER 31, 1982		Transfer From Taxes	8,114.72
Hospitals, Clinics, First Aid		ISSUED AND UNISSUED		Redeemed in 1982	
Animal, Insect, & Rodent Control		School	279,000	Cancelled, Abated or Adjusted (1982)	
Other Welfare Services		Self-Liquidating		Transfers to Foreclosed Property	
<b>RECREATION and CONSERVATION</b>		Other	684,300	Balance December 31, 1982	8,114.72
Beaches and Boardwalks		Total	963,300	<b>PROPERTY ACQUIRED BY DEED OR FORECLOSURE</b>	
Parks, Playgrounds, Shade Trees	9,100.00	ISSUED AND OUTSTANDING		Balance January 1, 1982	136,680.00
Land Reclamation & Conservation		School	279,000.00	Transfers From Taxes or Liens	
Other Recreational Services	34,322.04	Self-Liquidating		Sale for Cash (1982)	
<b>EDUCATION (excluding schools)</b>		Other	684,300.00	Cancelled, Abated or Adjusted (1982)	
Libraries	57,746.35	Total	963,300.00	Balance December 31, 1982	136,680.00
Other Educational Services		EQUALIZED VALUATION BASIS		<b>CURRENT FINANCES DECEMBER 31, 1982</b>	
<b>STATUTORY EXPENDITURES</b>		FOR NET DEBT COMPUTATION	167,636,752	<b>ASSETS</b>	
Pensions & F. I. C. A.	167,495.93	REAL PROPERTY VALUATIONS		Cash Dec. 31, 1982	337,326.40
Employee Fringe Benefits	20,000.00	Code Class # of Parcels % VAL'N		Taxes Receivable	78,319.56
Other Statutory Expenditures	4,500.00	1 Vacant Land 44 .83	1,024,500.00	Tax Title Liens	8,114.72
<b>CETA And Other Public Employment Programs</b>		2 Residential 2018 79.91	98,549,820.00	Foreclosed Property	136,680.00
<b>MUNICIPAL FUNCTIONS</b>		3 Farm		Emergencies & Other Deferred Charges	71,010.14
CAPITAL IMPROVEMENTS *MEMO*	15,000.00	4a Commercial 72 7.95	9,849,400.00	State and Federal Aid Receivable	9,130.28
<b>DEBT SERVICE</b>		4b Industrial 20 4.31	5,332,000.00	Other Receivables	121.67
Principal Payments	120,000.00	4c Apartments 25 7.01	8,676,800.00	Total	640,702.77
Interest Payments	25,245.08	Total 2179	123,832,520.00	<b>LIABILITIES, RESERVES, AND SURPLUS</b>	
<b>DEFERRED CHARGES</b>		Land Area .70 Sq. Miles		Cash Liabilities	235,941.68
SCHOOL, COUNTY, SPECIAL DISTRICT TAXES	26,406.47	Net Valuation Taxable-Municipal	124,439,885	Reserves for Receivables	223,235.95
RESERVE FOR UNCOLLECTED TAXES	3,561,693.97	Net Valuation Taxable-County	181,689,424	Surplus Dec. 31, 1982	181,525.14
EXPENDITURES	5,861,807.55	State Equalized Valuation	177,415,610	Total	640,702.77
TOTAL		State Equalization Ratio	70.04		



1401

Population 1980	8,620	
Population 1982	8,503	
S & P Rating		2.58
Moody Rating	A	State Equalized Tax Rate
		2.71

General Tax Rate Per \$100.

**BOONTON TOWN – MORRIS COUNTY****Form of Government:****Town Council****Number of Members on Governing Body – 9**

PER CAPITA:

Gross Debt	247.44	PER CENT:	Gross Debt	1.11
Net Debt	57.10		Net Debt	.26
Debt Service	14.54		Tax Levy Collected	96.27
Total Tax Levy	654.29		Tax Levy Cancelled, Abated or Adjusted	.67
Municipal Expenditures	296.19			

EXPENDITURES		REVENUES-REALIZED		1982 PROPERTY TAX	
GENERAL GOVERNMENT				STATE EQUALIZED TAX RATE	
Governing Body & Public Boards				Local District School Taxes	1.71
Municipal Clerk				Regional & Consolidated School Tax	
Financial Administration	11,398.00	1982 Property Taxes Collected	5,372,752.10	School Taxes in Municipal Budget	
Assessment of Taxes	27,831.00	1982 Payments in Lieu of Taxes	3,035.30	County Taxes	.37
Collection of Taxes	18,535.00	Delinquent Tax & Lien Collections	194,036.00	County Library Taxes	.01
Planning, Housing & Development	16,149.64	Business Personality Replacement Taxes	324,739.44	Local Municipal Purpose Taxes	.61
Human Resources		Taxes from Public Utilities	406,457.00	Veteran & Senior Citizen Taxes	
Elections		Other Miscellaneous Tax Revenues		Total Taxes for Rate Computation	2.70
General Administration (other)	230,424.76	State Aid Revenues	74,047.23	Special District Taxes	
JUDICIARY		Federal Aid Revenues		Bank Corp. Taxes	8,081.32
Municipal Courts	34,247.50	State and Local Fiscal Assistance Act Utilized	75,520.00	Added and Omitted Taxes	1,687.94
PUBLIC SAFETY		Sale of Acquired Property		Total Taxes Levied - ABSTRACT	5,563,447.52
Fire Protection	54,705.00	Other Miscellaneous Revenues	197,665.23	Total Taxes Billed	5,580,868.42
Police Protection	594,827.66	Total	6,648,252.30	1982 TAXES COLLECTED	5,372,752.10
Civil Defense & Disaster Control	5,100.00	Prior Years Surplus Appropriated	161,500.00	1982 Taxes Cancelled, Abated or Adjusted	37,247.38
Environmental Inspection & Control	15,763.00	REVENUES TOTAL	6,809,752.30	Transfer to Tax Title Liens or Foreclosed	4,249.26
Other Public Safety		Reserve For Uncollected Taxes	339,442.56	Balance Outstanding Dec. 31, 1982	166,619.68
PUBLIC WORKS		CAPITAL OUTLAY TOTAL	54,235.27	PRIOR YEARS TAXES OUTSTANDING	
Streets and Drainage	386,528.28	Public Enterprises	45,335.27	Balance January 1, 1982	197,140.80
Sewers and Sewage Processing	43,810.00	Recreation—Culture		Collected in 1982	194,036.00
Garbage and Trash Disposal	168,893.21	Public Works	8,900.00	Cancelled, Abated or Adjusted 1982	60.26
Public Buildings and Grounds	57,225.00	Buildings and Grounds		Transfers to Tax Title Liens or Foreclosed	1,313.76
Other Public Works		Library and Education		Balance December 31, 1982	1,730.78
HEALTH and WELFARE		Conservation		TAX TITLE LIENS OUTSTANDING	
Health Services Except Environmental	67,405.00	All Other		Balance January 1, 1982	12,000.96
Welfare-Public Assistance	9,625.00	CAPITAL DEBT AUTHORIZED, DECEMBER 31, 1982		Transfer From Taxes	5,710.73
Hospitals, Clinics, First Aid	1,000.00	ISSUED AND UNISSUED		Redeemed in 1982	
Animal, Insect, & Rodent Control		School	537,000	Cancelled, Abated or Adjusted (1982)	
Other Welfare Services	7,875.00	Self-liquidating	1,081,500	Transfers to Foreclosed Property	
RECREATION and CONSERVATION		Other	485,500	Balance December 31, 1982	17,711.69
Beaches and Boardwalks		Total	2,104,000	PROPERTY ACQUIRED BY DEED OR FORECLOSURE	
Parks, Playgrounds, Shade Trees	5,094.48	ISSUED AND OUTSTANDING		Balance January 1, 1982	600.00
Land Reclamation & Conservation		School	537,000.00	Transfers From Taxes or Liens	
Other Recreational Services	43,759.00	Self-Liquidating	1,081,000.00	Sale for Cash (1982)	
EDUCATION (excluding schools)		Other	482,250.00	Cancelled Abated or Adjusted (1982)	
Libraries	12,000.00	Total	2,100,250.00	Balance December 31, 1982	600.00
Other Educational Services		EQUALIZED VALUATION BASIS		CURRENT FINANCES DECEMBER 31, 1982	
STATUTORY EXPENDITURES		FOR NET DEBT COMPUTATION	190,236,693	ASSETS	
Pensions & F. I. C. A.	171,456.02	REAL PROPERTY VALUATIONS		Cash Dec. 31, 1982	712,306.24
Employee Fringe Benefits	48,161.94	Code Class # of Parcels % VAL'N		Taxes Receivable	168,350.46
Other Statutory Expenditures	6,000.00	1 Vacant Land 111 2.56	5,333,800.00	Tax Title Liens	17,711.69
CETA And Other Public Employment Programs		2 Residential 2054 76.04	158,232,600.00	Foreclosed Property	600.00
MUNICIPAL FUNCTIONS TOTAL	2,037,814.49	3 Farm 2 .03	74,500.00	Emergencies & Other Deferred Charges	60,000.00
CAPITAL IMPROVEMENTS *MEMO*	31,100.00	4a Commercial 173 9.84	20,480,900.00	State and Federal Aid Receivable	4,439.58
DEBT SERVICE		4b Industrial 30 9.88	20,550,800.00	Other Receivables	.01
Principal Payments	80,730.00	4c Apartments 12 1.64	3,412,000.00	Total	963,407.98
Interest Payments	42,919.76	Total 2382	208,084,600.00	LIABILITIES, RESERVES, AND SURPLUS	
DEFERRED CHARGES	17,585.00	Land Area 2.42 Sq. Miles		Cash Liabilities	306,906.56
SCHOOL, COUNTY, SPECIAL DISTRICT TAXES	4,306,330.20	Net Valuation Taxable-Municipal	215,271,893	Reserves for Receivables	186,662.16
RESERVE FOR UNCOLLECTED TAXES	339,442.56	Net Valuation Taxable-County	225,119,960	Surplus Dec. 31, 1982	469,839.26
EXPENDITURES TOTAL	6,824,822.01	State Equalized Valuation	205,109,545	Total	963,407.98
		State Equalization Ratio	105.16		

1981/3000

1402

Population 1980 3,273  
 Population 1982 3,308  
 S & P Rating  
 Moody Rating

General Tax Rate Per \$100.

1.62

State Equalized Tax Rate

1.64

**BOONTON TOWNSHIP - MORRIS COUNTY****Form of Government:****Township Committee****Number of Members on Governing Body - 5**

PER CAPITA:

Gross Debt 137.36  
 Net Debt 68.44  
 Debt Service 25.10  
 Total Tax Levy 743.40  
 Municipal Expenditures 254.93

PER CENT:

Gross Debt .33  
 Net Debt .16  
 Tax Levy Collected 93.14  
 Tax Levy Cancelled, Abated or Adjusted 1.90

EXPENDITURES		REVENUES-REALIZED		1982 PROPERTY TAX	
<b>GENERAL GOVERNMENT</b>				<b>STATE EQUALIZED TAX RATE</b> →	
Governing Body & Public Boards		1982 Property Taxes Collected	2,300,720.08	Local District School Taxes .99	1,477,799.93
Municipal Clerk		1982 Payments in Lieu of Taxes		Regional & Consolidated School Tax	
Financial Administration	10,480.00	Delinquent Tax & Lien Collections	78,484.48	School Taxes in Municipal Budget	
Assessment of Taxes	9,440.00	Business Personalty Replacement Taxes	45,277.40	County Taxes .35	523,789.82
Collection of Taxes	15,300.00	Taxes from Public Utilities	148,542.00	County Library Taxes .01	19,790.84
Planning, Housing & Development	17,450.00	Other Miscellaneous Tax Revenues		Local Municipal Purpose Taxes .28	416,718.52
Human Resources		State Aid Revenues	21,875.89	Veteran & Senior Citizen Taxes	29,700.00
Elections		Federal Aid Revenues		Total Taxes for Rate Computation 1.63	2,467,799.11
General Administration (other)	88,285.00	State and Local Fiscal Assistance Act Utilized	16,857.59	Special District Taxes	
<b>JUDICIARY</b>		Sale of Acquired Property		Bank Corp. Taxes	3,161.96
Municipal Courts	11,240.00	Other Miscellaneous Revenues	97,380.84	Added and Omitted Taxes	17,897.04
<b>PUBLIC SAFETY</b>		Total	2,709,138.28	Total Taxes Levied - ABSTRACT	2,459,158.11
Fire Protection	17,500.00	Prior Years Surplus Appropriated	133,000.00	Total Taxes Billed	2,470,237.24
Police Protection	183,170.00	REVENUES TOTAL	2,842,138.28	1982 TAXES COLLECTED	2,300,720.08
Civil Defense & Disaster Control	750.00	Reserve For Uncollected Taxes	173,209.30	1982 Taxes Cancelled, Abated or Adjusted	46,898.33
Environmental Inspection & Control	12,800.00			Transfer to Tax Title Liens or Foreclosed	12,363.80
Other Public Safety				Balance Outstanding Dec. 31, 1982	110,255.03
<b>PUBLIC WORKS</b>		<b>CAPITAL OUTLAY TOTAL</b>	<b>350.00</b>	<b>PRIOR YEARS TAXES OUTSTANDING</b>	
Streets and Drainage	124,066.59	Public Enterprises		Balance January 1, 1982	70,900.66
Sewers and Sewage Processing		Recreation—Culture		Collected in 1982	67,022.17
Garbage and Trash Disposal		Public Works	350.00	Cancelled, Abated or Adjusted 1982	
Public Buildings and Grounds	22,540.00	Buildings and Grounds		Transfers to Tax Title Liens or Foreclosed	3,878.49
Other Public Works		Library and Education		Balance December 31, 1982	
<b>HEALTH and WELFARE</b>		Conservation		<b>TAX TITLE LIENS OUTSTANDING</b>	
Health Services Except Environmental	15,050.00	All Other		Balance January 1, 1982	62,439.92
Welfare-Public Assistance	925.00			Transfer From Taxes	16,921.65
Hospitals, Clinics, First Aid		<b>CAPITAL DEBT AUTHORIZED, DECEMBER 31, 1982</b>		Redeemed in 1982	11,462.31
Animal, Insect, & Rodent Control		<b>ISSUED AND UNISSUED GROSS DEBT NET DEBT</b>		Cancelled, Abated or Adjusted (1982)	
Other Welfare Services		School 228,000		Transfers to Foreclosed Property	
<b>RECREATION and CONSERVATION</b>		Self-liquidating 226,400	226,400	Balance December 31, 1982	67,899.26
Beaches and Boardwalks		Other 454,400	226,400	<b>PROPERTY ACQUIRED BY DEED OR FORECLOSURE</b>	
Parks, Playgrounds, Shade Trees		Total	354,400.00	Balance January 1, 1982	30.00
Land Reclamation & Conservation	500.00	<b>ISSUED AND OUTSTANDING</b>		Transfers From Taxes or Liens	
Other Recreational Services	5,350.00	School 228,000.00		Sale for Cash (1982)	
<b>EDUCATION (excluding schools)</b>		Self-Liquidating 126,400.00		Cancelled, Abated or Adjusted (1982)	
Libraries		Other 354,400.00		Balance December 31, 1982	30.00
Other Educational Services		<b>EQUALIZED VALUATION BASIS</b>		<b>CURRENT FINANCES DECEMBER 31, 1982</b>	
<b>STATUTORY EXPENDITURES</b>		<b>FOR NET DEBT COMPUTATION</b>	<b>138,649,002</b>	<b>ASSETS</b>	
Pensions & F. I. C. A.	31,011.00	<b>REAL PROPERTY VALUATIONS</b>		Cash Dec. 31, 1982	393,252.39
Employee Fringe Benefits	11,525.00	Code Class # of Parcels % VAL'N ASSESSED VALUATION		Taxes Receivable	110,255.03
Other Statutory Expenditures	2,056.00	1 Vacant Land 244 7.16 10,761,700.00		Tax Title Liens	67,899.26
<b>CETA And Other Public Employment Programs</b>		2 Residential 1106 82.23 123,675,900.00		Foreclosed Property	30.00
<b>MUNICIPAL FUNCTIONS TOTAL</b>	<b>579,438.59</b>	3 Farm 32 1.11 1,669,800.00		Emergencies & Other Deferred Charges	30,834.21
<b>CAPITAL IMPROVEMENTS *MEMO*</b>	<b>20,000.00</b>	4a Commercial 8 2.17 3,260,100.00		State and Federal Aid Receivable	1,462.28
<b>DEBT SERVICE</b>		4b Industrial 7 7.27 10,927,800.00		Other Receivables	1,172.07
Principal Payments	64,000.00	4c Apartments 1 .07 107,800.00		Total	604,905.24
Interest Payments	19,040.00	Total 1398 150,403,100.00		<b>LIABILITIES, RESERVES, AND SURPLUS</b>	
<b>DEFERRED CHARGES</b>	<b>7,627.42</b>	Land Area 8.20 Sq. Miles		Cash Liabilities	60,950.40
<b>SCHOOL, COUNTY, SPECIAL DISTRICT TAXES</b>	<b>2,021,380.59</b>	Net Valuation Taxable-Municipal	151,379,025	Reserves for Receivables	179,356.36
<b>RESERVE FOR UNCOLLECTED TAXES</b>	<b>173,209.30</b>	Net Valuation Taxable-County	149,423,437	Surplus Dec. 31, 1982	364,598.48
<b>EXPENDITURES TOTAL</b>	<b>2,864,695.90</b>	State Equalized Valuation	149,170,920	Total	604,905.24
		State Equalization Ratio	101.49		



Population 1980 4,441  
 Population 1982 4,444  
 S & P Rating  
 Moody Rating

General Tax Rate Per \$100.

State Equalized Tax Rate 3.18

2.76

**BORDENTOWN CITY – BURLINGTON CO.****Form of Government:****Commission (1911)****Number of Members on Governing Body – 3**

PER CAPITA:

Gross Debt 705.12  
 Net Debt 90.98  
 Debt Service 13.23  
 Total Tax Levy 405.58  
 Municipal Expenditures 265.37

PER CENT:

Gross Debt 5.06  
 Net Debt .65  
 Tax Levy Collected 94.48  
 Tax Levy Cancelled, Abated or Adjusted

EXPENDITURES		REVENUES-REALIZED		1982 PROPERTY TAX	
<b>GENERAL GOVERNMENT</b>				<b>STATE EQUALIZED TAX RATE</b> →	
Governing Body & Public Boards		1982 Property Taxes Collected	1,656,502.45	Local District School Taxes .48	309,287.50
Municipal Clerk		1982 Payments in Lieu of Taxes		Regional & Consolidated School Tax 1.16	752,252.64
Financial Administration		Delinquent Tax & Lien Collections	56,674.71	School Taxes in Municipal Budget	
Assessment of Taxes	3,055.00	Business Personalty Replacement Taxes	77,708.52	County Taxes .61	353,796.40
Collection of Taxes	18,252.05	Taxes from Public Utilities	248,287.00	County Library Taxes .02	21,653.27
Planning, Housing & Development	14,966.75	Other Miscellaneous Tax Revenues		Local Municipal Purpose Taxes .48	309,000.00
Human Resources		State Aid Revenues	41,973.86	Veteran & Senior Citizen Taxes	46,125.00
Elections	1,200.29	Federal Aid Revenues		Total Taxes for Rate Computation 2.76	1,832,114.81
General Administration (other)	154,542.44	State and Local Fiscal Assistance Act Utilized	31,891.00	Special District Taxes	
<b>JUDICIARY</b>		Sale of Acquired Property	1,300.00	Bank Corp. Taxes	8,170.68
Municipal Courts	18,343.35	Other Miscellaneous Revenues	227,329.48	Added and Omitted Taxes	8,235.62
<b>PUBLIC SAFETY</b>		Total	2,421,667.06	Total Taxes Levied - ABSTRACT	1,802,396.11
Fire Protection	21,548.80	Prior Years Surplus Appropriated	163,600.00	Total Taxes Billed	1,755,627.80
Police Protection	269,807.55	REVENUES TOTAL	2,585,267.06	1982 TAXES COLLECTED	1,656,502.49
Civil Defense & Disaster Control	61.42	Reserve For Uncollected Taxes	162,019.05	1982 Taxes Cancelled, Abated or Adjusted	
Environmental Inspection & Control	26,500.00	CAPITAL OUTLAY TOTAL	291,394.05	Transfer to Tax Title Liens or Foreclosed	
Other Public Safety				Balance Outstanding Dec. 31, 1982	99,125.31
<b>PUBLIC WORKS</b>		Public Enterprises	269,574.15	<b>PRIOR YEARS TAXES OUTSTANDING</b>	
Streets and Drainage	63,083.66	Recreation—Culture		Balance January 1, 1982	79,225.11
Sewers and Sewage Processing		Public Works		Collected in 1982	78,562.25
Garbage and Trash Disposal	63,862.18	Buildings and Grounds	21,819.90	Cancelled, Abated or Adjusted 1982	
Public Buildings and Grounds	149,104.22	Library and Education		Transfers to Tax Title Liens or Foreclosed	
Other Public Works		Conservation		Balance December 31, 1982	662.86
<b>HEALTH and WELFARE</b>		All Other		<b>TAX TITLE LIENS OUTSTANDING</b>	
Health Services Except Environmental		CAPITAL DEBT AUTHORIZED, DECEMBER 31, 1982		Balance January 1, 1982	27,275.09
Welfare-Public Assistance	4,618.00	ISSUED AND UNISSUED		Transfer From Taxes	
Hospitals, Clinics, First Aid		School	319,264	Redeemed in 1982	18,112.46
Animal, Insect, & Rodent Control		Self-Liquidating	2,606,996	Cancelled, Abated or Adjusted (1982)	
Other Welfare Services		Other	207,300	Transfers to Foreclosed Property	
<b>RECREATION and CONSERVATION</b>		Total	3,133,561	Balance December 31, 1982	9,162.63
Beaches and Boardwalks		ISSUED AND OUTSTANDING		<b>PROPERTY ACQUIRED BY DEED OR FORECLOSURE</b>	
Parks, Playgrounds, Shade Trees	3,226.82	School	319,264.91	Balance January 1, 1982	10,750.00
Land Reclamation & Conservation		Self-Liquidating	2,248,420.00	Transfers From Taxes or Liens	
Other Recreational Services		Other	163,500.00	Sale for Cash (1982)	1,300.00
<b>EDUCATION (excluding schools)</b>		Total	2,731,184.91	Cancelled, Abated or Adjusted (1982)	
Libraries	3,750.00	EQUALIZED VALUATION BASIS		Balance December 31, 1982	9,450.00
Other Educational Services		FOR NET DEBT COMPUTATION	61,974,324	<b>CURRENT FINANCES DECEMBER 31, 1982</b>	
<b>STATUTORY EXPENDITURES</b>		REAL PROPERTY VALUATIONS		ASSETS	
Pensions & F. I. C. A.	74,127.72	Code Class # of Parcels % VAL'N	ASSESSED VALUATION	Cash Dec. 31, 1982	1,273,442.40
Employee Fringe Benefits		1 Vacant Land 73 2.33	1,256,850.00	Taxes Receivable	99,788.17
Other Statutory Expenditures	2,300.00	2 Residential 1118 62.72	34,868,050.00	Tax Title Liens	9,162.63
CETA And Other Public Employment Programs		3 Farm 3 .05	25,100.00	Foreclosed Property	9,450.00
<b>MUNICIPAL FUNCTIONS TOTAL</b>	892,350.25	4a Commercial 122 16.97	9,433,550.00	Emergencies & Other Deferred Charges	65,266.50
<b>CAPITAL IMPROVEMENTS *MEMO*</b>		4b Industrial 9 9.10	5,056,850.00	State and Federal Aid Receivable	
<b>DEBT SERVICE</b>		4c Apartments 14 8.84	4,917,000.00	Other Receivables	185,165.33
Principal Payments	42,500.00	Total 1339	55,557,400.00	Total	1,642,275.03
Interest Payments	16,296.34	Land Area .94 Sq. Miles		<b>LIABILITIES, RESERVES, AND SURPLUS</b>	
<b>DEFERRED CHARGES</b>	66,128.54	Net Valuation Taxable-Municipal	56,260,358	Cash Liabilities	353,432.54
<b>SCHOOL, COUNTY, SPECIAL DISTRICT TAXES</b>	1,476,985.81	Net Valuation Taxable-County	65,118,148	Reserves for Receivables	303,566.13
<b>RESERVE FOR UNCOLLECTED TAXES</b>	162,019.05	State Equalized Valuation	64,711,658	Surplus Dec. 31, 1982	985,276.36
<b>EXPENDITURES TOTAL</b>	2,656,283.99	State Equalization Ratio	86.81	Total	1,642,275.03



0304

Population 1980 **7,170**  
 Population 1982 **7,215**  
 S & P Rating  
 Moody Rating **A**

General Tax Rate Per \$100.

**3.59**

State Equalized Tax Rate

**2.58****BORDENTOWN TWP. — BURLINGTON CO.****Form of Government:****Township Committee****Number of Members on Governing Body — 5**

PER CAPITA:

Gross Debt **1,056.53**Net Debt **600.29**Debt Service **66.73**Total Tax Levy **632.48**Municipal Expenditures **295.05**

PER CENT:

Gross Debt **5.18**Net Debt **2.94**Tax Levy Collected **96.66**

Tax Levy Cancelled, Abated

or Adjusted **.22**

EXPENDITURES		REVENUES-REALIZED		1982 PROPERTY TAX	
<b>GENERAL GOVERNMENT</b>				<b>STATE EQUALIZED TAX RATE</b>	
Governing Body & Public Boards		1982 Property Taxes Collected	<b>4,401,136.73</b>	Local District School Taxes	<b>.42</b>
Municipal Clerk		1982 Payments in Lieu of Taxes		Regional & Consolidated School Tax	<b>1.13</b>
Financial Administration	<b>20,600.00</b>	Delinquent Tax & Lien Collections	<b>128,089.35</b>	School Taxes in Municipal Budget	<b>.01</b>
Assessment of Taxes	<b>18,800.00</b>	Business Personalty Replacement Taxes	<b>125,572.48</b>	County Taxes	<b>.55</b>
Collection of Taxes	<b>20,700.00</b>	Taxes from Public Utilities	<b>520,169.90</b>	County Library Taxes	<b>.03</b>
Planning, Housing & Development	<b>18,125.00</b>	Other Miscellaneous Tax Revenues		Local Municipal Purpose Taxes	<b>.43</b>
Human Resources	<b>2,500.00</b>	State Aid Revenues	<b>152,133.72</b>	Veteran & Senior Citizen Taxes	<b>69,725.00</b>
Elections	<b>2,000.00</b>	Federal Aid Revenues		Total Taxes for Rate Computation	<b>2.57</b>
General Administration (other)	<b>290,960.37</b>	State and Local Fiscal Assistance Act Utilized	<b>77,406.15</b>	Special District Taxes	<b>198,750.00</b>
<b>JUDICIARY</b>		Sale of Acquired Property		Bank Corp. Taxes	<b>6,905.41</b>
Municipal Courts	<b>58,200.00</b>	Other Miscellaneous Revenues	<b>358,005.97</b>	Added and Omitted Taxes	<b>36,041.17</b>
<b>PUBLIC SAFETY</b>		Total	<b>5,802,514.30</b>	Total Taxes Levied - ABSTRACT	<b>4,563,320.67</b>
Fire Protection	<b>4,770.00</b>	Prior Years Surplus Appropriated	<b>277,000.00</b>	Total Taxes Billed	<b>4,553,338.82</b>
Police Protection	<b>423,070.00</b>	REVENUES	<b>6,079,514.30</b>	1982 TAXES COLLECTED	<b>4,401,136.73</b>
Civil Defense & Disaster Control	<b>500.00</b>	Reserve For Uncollected Taxes	<b>203,300.40</b>	1982 Taxes Cancelled, Abated or Adjusted	<b>9,828.96</b>
Environmental Inspection & Control	<b>29,793.00</b>	CAPITAL OUTLAY	<b>756,742.63</b>	Transfer to Tax Title Liens or Foreclosed	<b>15,775.63</b>
Other Public Safety		TOTAL		Balance Outstanding Dec. 31, 1982	<b>126,597.50</b>
<b>PUBLIC WORKS</b>				<b>PRIOR YEARS TAXES OUTSTANDING</b>	
Streets and Drainage	<b>170,250.00</b>	Public Enterprises	<b>2,260.42</b>	Balance January 1, 1982	<b>124,697.08</b>
Sewers and Sewage Processing		Recreation—Culture	<b>704,448.75</b>	Collected in 1982	<b>105,637.22</b>
Garbage and Trash Disposal	<b>110,800.00</b>	Public Works	<b>41,650.56</b>	Cancelled, Abated or Adjusted 1982	<b>1,915.11</b>
Public Buildings and Grounds	<b>43,440.00</b>	Buildings and Grounds	<b>8,382.90</b>	Transfers to Tax Title Liens or Foreclosed	<b>16,738.18</b>
Other Public Works		Library and Education		Balance December 31, 1982	<b>406.57</b>
<b>HEALTH and WELFARE</b>		Conservation		<b>TAX TITLE LIENS OUTSTANDING</b>	
Health Services Except Environmental	<b>2,250.00</b>	All Other		Balance January 1, 1982	<b>29,422.02</b>
Welfare-Public Assistance	<b>1,600.00</b>	CAPITAL DEBT AUTHORIZED, DECEMBER 31, 1982		Transfer From Taxes	<b>32,513.81</b>
Hospitals, Clinics, First Aid		ISSUED AND UNISSUED		Redeemed in 1982	<b>22,452.13</b>
Animal, Insect, & Rodent Control		School	<b>758,735</b>	Cancelled, Abated or Adjusted (1982)	
Other Welfare Services		Self-liquidating	<b>1,082,094</b>	Transfers to Foreclosed Property	
<b>RECREATION and CONSERVATION</b>		Other	<b>5,782,000</b>	Balance December 31, 1982	<b>39,483.70</b>
Beaches and Boardwalks		Total	<b>7,622,829</b>	<b>PROPERTY ACQUIRED BY DEED OR FORECLOSURE</b>	
Parks, Playgrounds, Shade Trees	<b>69,250.00</b>	ISSUED AND OUTSTANDING		Balance January 1, 1982	<b>64,320.00</b>
Land Reclamation & Conservation	<b>150.00</b>	School	<b>368,106.17</b>	Transfers From Taxes or Liens	
Other Recreational Services	<b>4,000.00</b>	Self-Liquidating	<b>1,082,000.00</b>	Sale for Cash (1982)	
<b>EDUCATION (excluding schools)</b>		Other	<b>5,782,000.00</b>	Cancelled, Abated or Adjusted (1982)	
Libraries	<b>5,000.00</b>	Total	<b>7,232,106.17</b>	Balance December 31, 1982	<b>64,320.00</b>
Other Educational Services		EQUALIZED VALUATION BASIS		<b>CURRENT FINANCES DECEMBER 31, 1982</b>	
<b>STATUTORY EXPENDITURES</b>		FOR NET DEBT COMPUTATION	<b>147,282,373</b>	<b>ASSETS</b>	
Pensions & F. I. C. A.	<b>57,671.00</b>	REAL PROPERTY VALUATIONS		Cash Dec. 31, 1982	<b>1,850,783.41</b>
Employee Fringe Benefits	<b>40,000.00</b>	Code Class # of Parcels % VAL'N		Taxes Receivable	<b>127,004.07</b>
Other Statutory Expenditures	<b>7,700.00</b>	1 Vacant Land 190 6.53	<b>7,676,255.00</b>	Tax Title Liens	<b>39,483.70</b>
CETA And Other Public Employment Programs		2 Residential 1705 54.37	<b>63,949,219.00</b>	Foreclosed Property	<b>64,320.00</b>
<b>MUNICIPAL FUNCTIONS</b>	<b>1,442,129.37</b>	3 Farm 81 1.36	<b>1,603,815.00</b>	Emergencies & Other Deferred Charges	<b>38,619.37</b>
CAPITAL IMPROVEMENTS	<b>*MEMO* 38,100.00</b>	4a Commercial 140 22.61	<b>26,592,920.00</b>	State and Federal Aid Receivable	<b>63,237.10</b>
<b>DEBT SERVICE</b>		4b Industrial 18 8.60	<b>10,119,845.00</b>	Other Receivables	<b>18,590.36</b>
Principal Payments	<b>120,500.00</b>	4c Apartments 5 6.53	<b>7,686,100.00</b>	Total	<b>2,242,038.01</b>
Interest Payments	<b>360,950.69</b>	Total 2139	<b>117,628,154.00</b>	<b>LIABILITIES, RESERVES, AND SURPLUS</b>	
<b>TYPE I SCHL DEBT *MEMO</b>	<b>20,312.60</b>	Land Area 7.41 Sq. Miles		Cash Liabilities	<b>1,354,485.87</b>
DEFERRED CHARGES	<b>1,925.00</b>	Net Valuation Taxable-Municipal	<b>120,562,844</b>	Reserves for Receivables	<b>240,922.65</b>
SCHOOL, COUNTY, SPECIAL DISTRICT TAXES	<b>3,798,730.69</b>	Net Valuation Taxable-County	<b>155,420,582</b>	Surplus Dec. 31, 1982	<b>606,629.49</b>
RESERVE FOR UNCOLLECTED TAXES	<b>203,300.40</b>	State Equalized Valuation	<b>166,741,381</b>	Total	<b>2,242,038.01</b>
EXPENDITURES	<b>5,527,536.15</b>	State Equalization Ratio	<b>71.81</b>		

1981/3000

\* ABOVE DEBT SERVICE INCLUDES TYPE I SCHOOL DEBT

1804

Population 1980 **9,710**  
 Population 1982 **9,613**  
 S & P Rating  
 Moody Rating **A**

General Tax Rate Per \$100.

3.55

State Equalized Tax Rate

2.60

**BOUND BROOK BOROUGH – SOMERSET CO.****Form of Government:****Borough Council****Number of Members on Governing Body – 6**

PER CAPITA

Gross Debt **184.52**Net Debt **157.37**Debt Service **24.43**Total Tax Levy **561.53**Municipal Expenditures **264.46**

PER CENT:

Gross Debt **.97**Net Debt **.82**Tax Levy Collected **95.45**Tax Levy Cancelled, Abated  
or Adjusted **.99**

EXPENDITURES		REVENUES-REALIZED		1982 PROPERTY TAX	
<b>GENERAL GOVERNMENT</b>				<b>STATE EQUALIZED TAX RATE</b> <span style="float:right">↓</span>	
Governing Body & Public Boards		1982 Property Taxes Collected	<b>5,136,003.94</b>	Local District School Taxes <b>1.52</b>	<b>3,129,094.50</b>
Municipal Clerk		1982 Payments in Lieu of Taxes		Regional & Consolidated School Tax	
Financial Administration	<b>17,175.00</b>	Delinquent Tax & Lien Collections	<b>115,852.82</b>	School Taxes in Municipal Budget	
Assessment of Taxes	<b>9,960.00</b>	Business Personalty Replacement Taxes	<b>94,516.04</b>	County Taxes	<b>.44</b> <b>910,233.76</b>
Collection of Taxes	<b>26,835.00</b>	Taxes from Public Utilities	<b>483,963.20</b>	County Library Taxes	
Planning, Housing & Development	<b>7,790.00</b>	Other Miscellaneous Tax Revenues		Local Municipal Purpose Taxes	<b>.64</b> <b>1,312,651.95</b>
Human Resources		State Aid Revenues	<b>135,024.64</b>	Veteran & Senior Citizen Taxes	<b>50,675.00</b>
Elections	<b>1,700.00</b>	Federal Aid Revenues		Total Taxes for Rate Computation	<b>2.60</b> <b>5,442,655.21</b>
General Administration (other)	<b>216,633.16</b>	State and Local Fiscal Assistance Act Utilized	<b>70,635.00</b>	Special District Taxes	
<b>JUDICIARY</b>		Sale of Acquired Property		Bank Corp. Taxes	<b>30,087.21</b>
Municipal Courts	<b>28,330.00</b>	Other Miscellaneous Revenues	<b>249,543.83</b>	Added and Omitted Taxes	<b>15,919.46</b>
<b>PUBLIC SAFETY</b>		Total	<b>6,285,539.47</b>	Total Taxes Levied - ABSTRACT	<b>5,397,986.88</b>
Fire Protection	<b>68,000.00</b>	Prior Years Surplus Appropriated	<b>195,000.00</b>	Total Taxes Billed	<b>5,381,091.93</b>
Police Protection	<b>525,745.00</b>	REVENUES	<b>6,480,539.47</b>	1982 TAXES COLLECTED	<b>5,136,003.94</b>
Civil Defense & Disaster Control	<b>400.00</b>	Reserve For Uncollected Taxes	<b>273,317.00</b>	1982 Taxes Cancelled, Abated or Adjusted	<b>53,290.09</b>
Environmental Inspection & Control	<b>16,000.00</b>	CAPITAL OUTLAY	<b>461,917.83</b>	Transfer to Tax Title Liens or Foreclosed	<b>9,992.95</b>
Other Public Safety		TOTAL		Balance Outstanding Dec. 31, 1982	<b>181,804.95</b>
<b>PUBLIC WORKS</b>				<b>PRIOR YEARS TAXES OUTSTANDING</b>	
Streets and Drainage	<b>225,329.15</b>	Public Enterprises		Balance January 1, 1982	<b>188,649.36</b>
Sewers and Sewage Processing	<b>175,000.00</b>	Recreation—Culture	<b>177,970.39</b>	Collected in 1982	<b>56,695.46</b>
Garbage and Trash Disposal	<b>156,616.00</b>	Public Works	<b>140,644.34</b>	Cancelled, Abated or Adjusted 1982	<b>2,230.62</b>
Public Buildings and Grounds	<b>81,780.00</b>	Buildings and Grounds	<b>134,977.62</b>	Transfers to Tax Title Liens or Foreclosed	<b>869.00</b>
Other Public Works	<b>7,000.00</b>	Library and Education	<b>8,325.48</b>	Balance December 31, 1982	<b>88,854.31</b>
<b>HEALTH and WELFARE</b>		Conservation		<b>TAX TITLE LIENS OUTSTANDING</b>	
Health Services Except Environmental	<b>27,410.00</b>	All Other		Balance January 1, 1982	<b>32,863.54</b>
Welfare-Public Assistance	<b>6,535.00</b>			Transfer From Taxes	<b>10,981.32</b>
Hospitals, Clinics, First Aid				Redeemed in 1982	<b>19,157.36</b>
Animal, Insect, & Rodent Control				Cancelled, Abated or Adjusted (1982)	
Other Welfare Services				Transfers to Foreclosed Property	
<b>RECREATION and CONSERVATION</b>				Balance December 31, 1982	<b>24,687.50</b>
Beaches and Boardwalks				<b>PROPERTY ACQUIRED BY DEED OR</b>	
Parks, Playgrounds, Shade Trees	<b>8,370.00</b>			<b>FORECLOSURE</b>	
Land Reclamation & Conservation				Balance January 1, 1982	<b>5,909.00</b>
Other Recreational Services	<b>41,000.00</b>			Transfers From Taxes or Liens	
<b>EDUCATION (excluding schools)</b>				Sale for Cash (1982)	
Libraries	<b>115,000.00</b>			Cancelled, Abated or Adjusted (1982)	
Other Educational Services				Balance December 31, 1982	<b>5,909.00</b>
<b>STATUTORY EXPENDITURES</b>				<b>CURRENT FINANCES DECEMBER 31, 1982</b>	
Pensions & F. I. C. A.	<b>156,500.00</b>			<b>ASSETS</b>	
Employee Fringe Benefits	<b>66,000.00</b>			Cash Dec. 31, 1982	<b>530,653.41</b>
Other Statutory Expenditures				Taxes Receivable	<b>270,659.26</b>
<b>CETA And Other Public Employment Programs</b>				Tax Title Liens	<b>24,687.50</b>
<b>MUNICIPAL FUNCTIONS</b>				Foreclosed Property	<b>5,909.00</b>
<b>TOTAL</b>	<b>2,025,108.31</b>			Emergencies & Other Deferred Charges	<b>9,000.00</b>
<b>CAPITAL IMPROVEMENTS</b>	<b>*MEMO*</b> <b>8,000.00</b>			State and Federal Aid Receivable	<b>12,791.33</b>
<b>DEBT SERVICE</b>				Other Receivables	<b>23,110.75</b>
Principal Payments	<b>110,000.00</b>			Total	<b>876,811.25</b>
Interest Payments	<b>124,821.10</b>			<b>LIABILITIES, RESERVES, AND SURPLUS</b>	
<b>DEFERRED CHARGES</b>	<b>9,000.00</b>			Cash Liabilities	<b>199,715.42</b>
<b>SCHOOL, COUNTY, SPECIAL DISTRICT TAXES</b>	<b>4,039,328.26</b>			Reserves for Receivables	<b>324,366.51</b>
<b>RESERVE FOR UNCOLLECTED TAXES</b>	<b>273,317.00</b>			Surplus Dec. 31, 1982	<b>352,729.32</b>
<b>EXPENDITURES</b>				Total	<b>876,811.25</b>
<b>TOTAL</b>	<b>6,581,574.67</b>				



Population 1980 4,772  
 Population 1982 4,722  
 S & P Rating  
 Moody Rating

General Tax Rate Per \$100.

8.63  
 State Equalized Tax Rate  
 3.50

**BRADLEY BEACH BORO. - MONMOUTH CO.****Form of Government:****Commission (1911)****Number of Members on Governing Body - 3****PER CAPITA:**

Gross Debt 371.68  
 Net Debt 351.77  
 Debt Service 10.91  
 Total Tax Levy 612.44  
 Municipal Expenditures 443.27

**PER CENT:**

Gross Debt 2.33  
 Net Debt 2.21  
 Tax Levy Collected 93.05  
 Tax Levy Cancelled, Abated  
 or Adjusted

EXPENDITURES		REVENUES-REALIZED		1982 PROPERTY TAX	
<b>GENERAL GOVERNMENT</b>				<b>STATE EQUALIZED TAX RATE</b>	
Governing Body & Public Boards		1982 Property Taxes Collected	2,679,128.65	Local District School Taxes 1.61	1,318,941.00
Municipal Clerk	27,699.99	1982 Payments in Lieu of Taxes		Regional & Consolidated School Tax	
Financial Administration	18,287.29	Delinquent Tax & Lien Collections	142,304.06	School Taxes in Municipal Budget	
Assessment of Taxes	7,742.50	Business Personalty Replacement Taxes	37,154.52	County Taxes .51	414,924.54
Collection of Taxes	17,264.52	Taxes from Public Utilities	243,349.00	County Library Taxes	
Planning, Housing & Development	3,050.52	Other Miscellaneous Tax Revenues		Local Municipal Purpose Taxes 1.39	1,141,528.69
Human Resources		State Aid Revenues	65,958.61	Veteran & Senior Citizen Taxes	54,100.00
Elections		Federal Aid Revenues		Total Taxes for Rate Computation 3.51	2,929,494.23
General Administration (other)	325,537.00	State and Local Fiscal Assistance Act Utilized	117,795.00	Special District Taxes	
<b>JUDICIARY</b>		Sole of Acquired Property		Bank Corp. Taxes	12,622.26
Municipal Courts	26,173.38	Other Miscellaneous Revenues	477,428.81	Added and Omitted Taxes	3,948.54
<b>PUBLIC SAFETY</b>		Total	3,763,118.65	Total Taxes Levied - ABSTRACT	2,891,965.03
Fire Protection	59,211.83	Prior Years Surplus Appropriated		Total Taxes Billed	2,879,342.77
Police Protection	460,855.92	REVENUES TOTAL	3,763,118.65	1982 TAXES COLLECTED	2,679,128.65
Civil Defense & Disaster Control		Reserve For Uncollected Taxes	170,428.18	1982 Taxes Cancelled, Abated or Adjusted	
Environmental Inspection & Control	25,246.78	CAPITAL OUTLAY TOTAL	543,967.59	Transfer to Tax Title Liens or Foreclosed	10,500.00
Other Public Safety		Public Enterprises	138,588.03	Balance Outstanding Dec. 31, 1982	189,714.12
<b>PUBLIC WORKS</b>		Recreation—Culture	191,191.20	<b>PRIOR YEARS TAXES OUTSTANDING</b>	
Streets and Drainage	206,090.67	Public Works	23,511.98	Balance January 1, 1982	180,500.33
Sewers and Sewage Processing		Buildings and Grounds	190,676.38	Collected in 1982	135,236.35
Gorbage and Trash Disposal	214,228.38	Library and Education		Cancelled, Abated or Adjusted 1982	
Public Buildings and Grounds	37,204.36	Conservation		Transfers to Tax Title Liens or Foreclosed	8,260.17
Other Public Works	1,700.16	All Other		Balance December 31, 1982	37,003.81
<b>HEALTH and WELFARE</b>		CAPITAL DEBT AUTHORIZED, DECEMBER 31, 1982		<b>TAX TITLE LIENS OUTSTANDING</b>	
Health Services Except Environmental	12,202.16	ISSUED AND UNISSUED		Balance January 1, 1982	10,163.64
Welfare-Public Assistance	16,565.00	School	94,000	Transfer From Taxes	19,878.43
Hospitals, Clinics, First Aid		Self-liquidating	439,836	Redeemed in 1982	7,067.71
Animal, Insect, & Rodent Control		Other	1,221,214	Cancelled, Abated or Adjusted (1982)	
Other Welfare Services		Total	1,755,051	Transfers to Foreclosed Property	
<b>RECREATION and CONSERVATION</b>		ISSUED AND OUTSTANDING		Balance December 31, 1982	22,974.36
Beaches and Boardwalks	113,428.12	School	54,000.00	<b>PROPERTY ACQUIRED BY DEED OR FORECLOSURE</b>	
Parks, Playgrounds, Shade Trees	4,500.00	Self-Liquidating	100,000.00	Balance January 1, 1982	31,655.00
Land Reclamation & Conservation		Other	614,000.00	Transfers From Taxes or Liens	
Other Recreational Services	55,618.23	Total	808,000.00	Sale for Cash (1982)	
<b>EDUCATION (excluding schools)</b>		EQUALIZED VALUATION BASIS		Cancelled, Abated or Adjusted (1982)	
Libraries	18,265.03	FOR NET DEBT COMPUTATION	75,236.714	Balance December 31, 1982	31,655.00
Other Educational Services		<b>REAL PROPERTY VALUATIONS</b>		<b>CURRENT FINANCES DECEMBER 31, 1982</b>	
<b>STATUTORY EXPENDITURES</b>		Code Class # of Parcels % VAL'N	ASSESSED VALUATION	<b>ASSETS</b>	
Pensions & F. I. C. A.	151,754.96	1 Vacant Land 140 1.53	504,935.00	Cash Dec. 31, 1982	714,965.88
Employee Fringe Benefits		2 Residential 1487 71.48	23,618,637.00	Taxes Receivable	226,717.93
Other Statutory Expenditures	9,250.00	3 Farm		Tax Title Liens	22,974.36
CETA And Other Public Employment Programs		4a Commercial 113 9.59	3,170,088.00	Foreclosed Property	31,655.00
<b>MUNICIPAL FUNCTIONS TOTAL</b>	1,811,876.80	4b Industrial 5 .27	90,490.00	Emergencies & Other Deferred Charges	88,202.80
<b>CAPITAL IMPROVEMENTS *MEMO*</b>	3,000.00	4c Apartments 67 17.12	5,656,611.00	State and Federal Aid Receivable	141.28
<b>DEBT SERVICE</b>		Total 1812	33,040,761.00	Other Receivables	430,100.13
Principal Payments	38,000.00	Land Area .70 Sq. Miles		Total	1,514,757.38
Interest Payments	13,532.01	Net Valuation Taxable-Municipal	33,329,992	<b>LIABILITIES, RESERVES, AND SURPLUS</b>	
<b>DEFERRED CHARGES</b>	59,296.25	Net Valuation Taxable-County	78,551,162	Cash Liabilities	607,352.60
<b>SCHOOL, COUNTY, SPECIAL DISTRICT TAXES</b>	1,733,865.54	State Equalized Valuation	81,670,592	Reserves for Receivables	711,447.42
<b>RESERVE FOR UNCOLLECTED TAXES</b>	170,428.18	State Equalization Ratio	40.61	Surplus Dec. 31, 1982	195,957.36
<b>EXPENDITURES TOTAL</b>	3,826,998.78			Total	1,514,757.38



1805

Population 1980 7,846  
 Population 1982 7,880  
 S & P Rating  
 Moody Rating A

General Tax Rate Per \$100.

2.54  
 State Equalized Tax Rate  
 1.85

## BRANCHBURG TOWNSHIP – SOMERSET CO.

Form of Government:

Township Committee

Number of Members on Governing Body – 5

PER CAPITA:

Gross Debt 458.71  
 Net Debt 249.17  
 Debt Service 11.97  
 Total Tax Levy 724.40  
 Municipal Expenditures 392.43

PER CENT:

Gross Debt 1.33  
 Net Debt .72  
 Tax Levy Collected 97.10  
 Tax Levy Cancelled, Abated or Adjusted .16

EXPENDITURES		REVENUES-REALIZED		1982 PROPERTY TAX	
GENERAL GOVERNMENT		1982 Property Taxes Collected		STATE EQUALIZED TAX RATE	
Governing Body & Public Boards		1982 Payments in Lieu of Taxes	5,557,606.25	Local District School Taxes 1.37	4,152,796.63
Municipal Clerk		Delinquent Tax & Lien Collections	174,805.13	Regional & Consolidated School Tax	
Financial Administration	47,320.00	Business Personalty Replacement Taxes	105,477.56	School Taxes in Municipal Budget	
Assessment of Taxes	19,800.00	Taxes from Public Utilities	1,982,233.00	County Taxes .44	1,347,701.81
Collection of Taxes	21,125.00	Other Miscellaneous Tax Revenues		County Library Taxes .03	101,758.73
Planning, Housing & Development	74,910.00	State Aid Revenues	43,145.06	Local Municipal Purpose Taxes	
Human Resources		Federal Aid Revenues		Veteran & Senior Citizen Taxes	43,400.00
Elections	1,000.00	State and Local Fiscal Assistance Act Utilized	105,145.16	Total Taxes for Rate Computation 1.84	5,645,657.17
General Administration (other)	359,963.00	Sale of Acquired Property		Special District Taxes	
JUDICIARY		Other Miscellaneous Revenues	678,160.84	Bank Corp. Taxes	8,442.38
Municipal Courts	18,900.00	Total	8,646,573.00	Added and Omitted Taxes	97,555.99
PUBLIC SAFETY		Prior Years Surplus Appropriated	1,050,000.00	Total Taxes Levied - ABSTRACT	5,708,255.54
Fire Protection	120,600.00	REVENUES TOTAL	9,656,573.00	Total Taxes Billed	5,723,875.89
Police Protection	260,998.00	Reserve For Uncollected Taxes	238,723.20	1982 TAXES COLLECTED	5,557,606.25
Civil Defense & Disaster Control	175.00	CAPITAL OUTLAY TOTAL	818,589.15	1982 Taxes Cancelled, Abated or Adjusted	9,340.85
Environmental Inspection & Control	31,750.00	Public Enterprises	11,000.75	Transfer to Tax Title Liens or Foreclosed	
Other Public Safety		Recreation—Culture		Balance Outstanding Dec. 31, 1982	156,928.79
PUBLIC WORKS		Public Works	807,549.40	PRIOR YEARS TAXES OUTSTANDING	
Streets and Drainage	459,013.16	Buildings and Grounds	39.00	Balance January 1, 1982	184,101.21
Sewers and Sewage Processing		Library and Education		Collected in 1982	142,873.33
Garbage and Trash Disposal		Conservation		Cancelled, Abated or Adjusted 1982	16,252.14
Public Buildings and Grounds	59,800.00	All Other		Transfers to Tax Title Liens or Foreclosed	20,840.21
Other Public Works		CAPITAL DEBT AUTHORIZED, DECEMBER 31, 1982		Balance December 31, 1982	4,135.53
HEALTH and WELFARE		ISSUED AND UNISSUED		TAX TITLE LIENS OUTSTANDING	
Health Services Except Environmental	27,145.00	School	1,562,000	Balance January 1, 1982	8,989.38
Welfare-Public Assistance	5,550.00	Self-liquidating	1,369,000	Transfer From Taxes	23,214.50
Hospitals, Clinics, First Aid	500.00	Other	683,635	Redeemed in 1982	31,931.79
Animal, Insect, & Rodent Control	2,000.00	Total	3,614,635	Cancelled, Abated or Adjusted (1982)	
Other Welfare Services		ISSUED AND OUTSTANDING		Transfers to Foreclosed Property	
RECREATION and CONSERVATION		School	1,562,000.00	Balance December 31, 1982	272.09
Beaches and Boardwalks		Self-liquidating	1,049,000.00	PROPERTY ACQUIRED BY DEED OR	
Parks, Playgrounds, Shade Trees		Other	500,000.00	FORECLOSURE	
Land Reclamation & Conservation	775.00	Total	3,111,000.00	Balance January 1, 1982	
Other Recreational Services	79,000.00	EQUALIZED VALUATION BASIS		Transfers From Taxes or Liens	
EDUCATION (excluding schools)		FOR NET DEBT COMPUTATION	271,369,397	Sale for Cash (1982)	
Libraries		REAL PROPERTY VALUATIONS		Cancelled, Abated or Adjusted (1982)	
Other Educational Services	900,100.00	Code Class # of Parcels % VAL'N		Balance December 31, 1982	
STATUTORY EXPENDITURES		1 Vacant Land 235 3.85	8,435,300.00	CURRENT FINANCES DECEMBER 31, 1982	
Pensions & F. I. C. A.	116,550.00	2 Residential 2037 65.04	142,363,950.00	ASSETS	
Employee Fringe Benefits	38,250.00	3 Farm 255 4.44	9,717,500.00	Cash Dec. 31, 1982	2,079,299.63
Other Statutory Expenditures	9,400.00	4a Commercial 105 8.94	19,557,600.00	Taxes Receivable	161,064.32
CETA And Other Public Employment Programs		4b Industrial 41 17.73	38,804,350.00	Tax Title Liens	272.09
MUNICIPAL FUNCTIONS TOTAL	2,654,624.16	4c Apartments		Foreclosed Property	
CAPITAL IMPROVEMENTS *MEMO*		Total 2673	218,878,700.00	Emergencies & Other Deferred Charges	
DEBT SERVICE		Land Area 20.35 Sq. Miles		State and Federal Aid Receivable	424.52
Principal Payments	94,317.02	Net Valuation Taxable-Municipal	221,414,866	Other Receivables	27,239.33
Interest Payments		Net Valuation Taxable-County	283,745,098	Total	2,268,299.89
DEFERRED CHARGES	104,699.72	State Equalized Valuation	302,290,561	LIABILITIES, RESERVES, AND SURPLUS	
SCHOOL, COUNTY, SPECIAL DISTRICT TAXES	5,602,257.17	State Equalization Ratio	73.02	Cash Liabilities	461,910.63
RESERVE FOR UNCOLLECTED TAXES	238,723.20			Reserves for Receivables	188,575.74
EXPENDITURES TOTAL	8,694,621.27			Surplus Dec. 31, 1982	1,617,813.52

1903		
Population 1980	870	
Population 1982	864	
S & P Rating		1.52
Moody Rating		1.73
	General Tax Rate Per \$100.	
	State Equalized Tax Rate	

**BRANCHVILLE BOROUGH – SUSSEX CO.**  
**Form of Government:**  
**Borough Council**  
**Number of Members on Governing Body – 6**

PER CAPITA:		PER CENT:	
Gross Debt	301.55	Gross Debt	1.05
Net Debt	191.04	Net Debt	.67
Debt Service		Tax Levy Collected	93.69
Total Tax Levy	589.20	Tax Levy Cancelled, Abated	
Municipal Expenditures	632.78	or Adjusted	

EXPENDITURES		REVENUES-REALIZED		1982 PROPERTY TAX	
GENERAL GOVERNMENT				STATE EQUALIZED TAX RATE	
Governing Body & Public Boards		1982 Property Taxes Collected	473,096.38	Local District School Taxes	.46
Municipal Clerk		1982 Payments in Lieu of Taxes		Regional & Consolidated School Tax	.62
Financial Administration	9,100.00	Delinquent Tax & Lien Collections	23,914.33	School Taxes in Municipal Budget	
Assessment of Taxes	6,000.00	Business Personalty Replacement Taxes	32,684.48	County Taxes	.60
Collection of Taxes	13,500.00	Taxes from Public Utilities	28,498.00	County Library Taxes	.03
Planning, Housing & Development	4,500.00	Other Miscellaneous Tax Revenues	359,249.00	Local Municipal Purpose Taxes	
Human Resources		State Aid Revenues	5,865.03	Veteran & Senior Citizen Taxes	
Elections		Federal Aid Revenues		Total Taxes for Rate Computation	1.71
General Administration (other)	67,200.00	State and Local Fiscal Assistance Act Utilized	19,828.00	Special District Taxes	
JUDICIARY		Sale of Acquired Property		Bank Corp. Taxes	4,108.43
Municipal Courts	8,200.00	Other Miscellaneous Revenues	149,154.63	Added and Omitted Taxes	
PUBLIC SAFETY		Total	1,092,289.85	Total Taxes Levied - ABSTRACT	509,065.49
Fire Protection	19,600.00	Prior Years Surplus Appropriated	300,000.00	Total Taxes Billed	504,957.06
Police Protection	6,000.00	REVENUES	1,392,289.85	1982 TAXES COLLECTED	473,096.38
Civil Defense & Disaster Control	300.00	Reserve For Uncollected Taxes	79,770.87	1982 Taxes Cancelled, Abated or Adjusted	
Environmental Inspection & Control	3,200.00	CAPITAL OUTLAY	230,350.73	Transfer to Tax Title Liens or Foreclosed	
Other Public Safety		Total		Balance Outstanding Dec. 31, 1982	31,860.68
PUBLIC WORKS		Public Enterprises	58,839.45	PRIOR YEARS TAXES OUTSTANDING	
Streets and Drainage	78,780.65	Recreation—Culture		Balance January 1, 1982	23,914.33
Sewers and Sewage Processing	20,000.00	Public Works	171,511.28	Collected in 1982	23,914.33
Garbage and Trash Disposal	29,120.00	Buildings and Grounds		Cancelled, Abated or Adjusted 1982	
Public Buildings and Grounds	9,000.00	Library and Education		Transfers to Tax Title Liens or Foreclosed	
Other Public Works		Conservation		Balance December 31, 1982	
HEALTH and WELFARE		All Other		TAX TITLE LIENS OUTSTANDING	
Health Services Except Environmental	6,000.00	CAPITAL DEBT AUTHORIZED, DECEMBER 31, 1982		Balance January 1, 1982	
Welfare-Public Assistance	2,125.00	ISSUED AND UNISSUED		Transfer From Taxes	
Hospitals, Clinics, First Aid	3,000.00	School	95,485	Redeemed in 1982	
Animal, Insect, & Radent Control	1,700.00	Self-liquidating	48,095	Cancelled, Abated or Adjusted (1982)	
Other Welfare Services		Other	116,959	Transfers to Foreclosed Property	
RECREATION and CONSERVATION		Total	260,541	Balance December 31, 1982	
Beaches and Boardwalks		ISSUED AND OUTSTANDING		PROPERTY ACQUIRED BY DEED OR	
Parks, Playgrounds, Shade Trees		School	95,485.50	FORECLOSURE	
Land Reclamation & Conservation		Self-Liquidating		Balance January 1, 1982	
Other Recreational Services	17,175.00	Other		Transfers From Taxes or Liens	
EDUCATION (excluding schools)		Total	95,485.50	Sale for Cash (1982)	
Libraries		EQUALIZED VALUATION BASIS		Cancelled, Abated or Adjusted (1982)	
Other Educational Services	100,000.00	FOR NET DEBT COMPUTATION	24,787,449	Balance December 31, 1982	
STATUTORY EXPENDITURES		REAL PROPERTY VALUATIONS		CURRENT FINANCES DECEMBER 31, 1982	
Pensions & F. I. C. A.	7,500.00	Code Class # of Parcels % VAL'N	ASSESSED VALUATION	ASSETS	
Employee Fringe Benefits		1 Vacant Land 56 1.63	537,800.00	Cash Dec. 31, 1982	749,934.12
Other Statutory Expenditures	2,000.00	2 Residential 250 42.72	14,095,900.00	Taxes Receivable	31,860.68
CETA And Other Public Employment Programs		3 Farm 1	400.00	Tax Title Liens	
MUNICIPAL FUNCTIONS	414,000.65	4a Commercial 55 54.16	17,872,600.00	Foreclosed Property	
CAPITAL IMPROVEMENTS	*MEMO*	4b Industrial		Emergencies & Other Deferred Charges	21,100.00
DEBT SERVICE		4c Apartments 4 1.49	491,900.00	State and Federal Aid Receivable	
Principal Payments		Total	32,998,600.00	Other Receivables	135,976.97
Interest Payments		Land Area .56 Sq. Miles		Total	938,871.77
DEFERRED CHARGES	52,948.03	Net Valuation Taxable-Municipal	33,370,896	LIABILITIES, RESERVES, AND SURPLUS	
SCHOOL, COUNTY, SPECIAL DISTRICT TAXES	504,957.06	Net Valuation Taxable-County	31,064,421	Cash Liabilities	154,167.28
RESERVE FOR UNCOLLECTED TAXES	79,770.87	State Equalized Valuation	29,438,270	Reserves for Receivables	167,837.65
EXPENDITURES	1,051,676.61	State Equalization Ratio	113.53	Surplus Dec. 31, 1982	616,866.84
TOTAL				Total	938,871.77



1506

Population 1980 53,629  
 Population 1982 55,259  
 S & P Rating AAA  
 Moody Rating BAA1

General Tax Rate Per \$100.

2.13

State Equalized Tax Rate

2.03

**BRICK TOWNSHIP – OCEAN COUNTY****Form of Government:****Mayor-Council Plan B (OMCL 50)****Number of Members on Governing Body – 7****PER CAPITA:**

Grass Debt 542.57  
 Net Debt 288.81  
 Debt Service 30.74  
 Total Tax Levy 565.72  
 Municipal Expenditures 251.84

**PER CENT:**

Grass Debt 2.34  
 Net Debt 1.25  
 Tax Levy Collected 94.35  
 Tax Levy Cancelled, Abated or Adjusted .24

EXPENDITURES		REVENUES-REALIZED		1982 PROPERTY TAX	
<b>GENERAL GOVERNMENT</b>				<b>STATE EQUALIZED TAX RATE</b> → 1.25	
Governing Body & Public Boards	132,299.00	1982 Property Taxes Collected	29,441,813.03	Local District School Taxes	18,492,083.00
Municipal Clerk	135,779.00	1982 Payments in Lieu of Taxes		Regional & Consolidated School Tax	
Financial Administration	86,844.00	Delinquent Tax & Lien Collections	1,398,085.62	School Taxes in Municipal Budget	
Assessment of Taxes	178,236.00	Business Personalty Replacement Taxes	159,357.00	County Taxes	* 6,158,589.85
Collection of Taxes	197,420.00	Taxes from Public Utilities	2,502,896.98	County Library Taxes	.02 353,938.51
Planning, Housing & Development	102,642.00	Other Miscellaneous Tax Revenues		Local Municipal Purpose Taxes	.34 5,030,094.75
Human Resources	47,929.00	State Aid Revenues	429,188.67	Veteran & Senior Citizen Taxes	674,850.00
Elections	6,200.00	Federal Aid Revenues		Total Taxes for Rate Computation	2.03 30,709,556.11
General Administration (other)	567,920.00	State and Local Fiscal Assistance Act Utilized	529,307.00	Special District Taxes	821,651.31
<b>JUDICIARY</b>		Sale of Acquired Property	570,218.93	Bank Corp. Taxes	71,271.51
Municipal Courts	132,917.00	Other Miscellaneous Revenues	1,931,356.89	Added and Omitted Taxes	333,403.89
<b>PUBLIC SAFETY</b>		Total	37,002,224.12	Total Taxes Levied - ABSTRACT	31,261,032.82
Fire Protection	2,425,010.00	Prior Years Surplus Appropriated	2,448,500.00	Total Taxes Billed	31,204,953.83
Police Protection	1,275.00	REVENUES TOTAL	39,450,724.12	1982 TAXES COLLECTED	29,441,813.03
Civil Defense & Disaster Control	248,593.00	Reserve For Uncollected Taxes	2,177,000.00	1982 Taxes Cancelled, Abated or Adjusted	74,671.29
Environmental Inspection & Control		<b>CAPITAL OUTLAY TOTAL</b>	1,615,323.66	Transfer to Tax Title Liens or Foreclosed	
Other Public Safety				Balance Outstanding Dec. 31, 1982	1,688,469.51
<b>PUBLIC WORKS</b>		Public Enterprises		<b>PRIOR YEARS TAXES OUTSTANDING</b>	
Streets and Drainage	1,477,636.00	Recreation—Culture	465,514.70	Balance January 1, 1982	1,215,615.80
Sewers and Sewage Processing		Public Works	871,106.38	Collected in 1982	1,086,308.85
Garbage and Trash Disposal	1,328,066.00	Buildings and Grounds	338,302.58	Cancelled, Abated or Adjusted 1982	73,127.17
Public Buildings and Grounds	444,350.00	Library and Education		Transfers to Tax Title Liens or Foreclosed	
Other Public Works	313,670.00	Conservation		Balance December 31, 1982	56,179.78
<b>HEALTH and WELFARE</b>		All Other		<b>TAX TITLE LIENS OUTSTANDING</b>	
Health Services Except Environmental	5,500.00	<b>CAPITAL DEBT AUTHORIZED, DECEMBER 31, 1982</b>		Balance January 1, 1982	677,065.18
Welfare-Public Assistance	33,447.00	ISSUED AND UNISSUED GROSS DEBT		Transfer From Taxes	
Hospitals, Clinics, First Aid		School 13,757,000		Redeemed in 1982	311,776.77
Animal, Insect, & Rodent Control	40,200.00	Self-liquidating 230,000		Cancelled, Abated or Adjusted (1982)	2,359.67
Other Welfare Services		Other 15,994,619	15,959,448	Transfers to Foreclosed Property	
<b>RECREATION and CONSERVATION</b>		Total 29,981,619	15,959,448	Balance December 31, 1982	362,928.74
Beaches and Boardwalks	30,044.00	<b>ISSUED AND OUTSTANDING</b>		<b>PROPERTY ACQUIRED BY DEED OR FORECLOSURE</b>	
Parks, Playgrounds, Shade Trees	1,335.00	School 13,757,000.00		Balance January 1, 1982	814,835.00
Land Reclamation & Conservation	2,595.00	Self-Liquidating 230,000.00		Transfers From Taxes or Liens	
Other Recreational Services	152,973.00	Other 11,825,090.00	25,812,090.00	Sale for Cash (1982)	102,935.00
<b>EDUCATION (excluding schools)</b>		Total		Cancelled, Abated or Adjusted (1982)	
Libraries		<b>EQUALIZED VALUATION BASIS</b>		Balance December 31, 1982	711,900.00
Other Educational Services		<b>FOR NET DEBT COMPUTATION</b>	1,281,060.770	<b>CURRENT FINANCES DECEMBER 31, 1982</b>	
<b>STATUTORY EXPENDITURES</b>		<b>REAL PROPERTY VALUATIONS</b>		<b>ASSETS</b>	
Pensions & F. I. C. A.	824,000.00	Code Class # of Parcels % VAL'N		Cash Dec. 31, 1982	6,413,848.62
Employee Fringe Benefits	375,000.00	1 Vacant land 5808 6.45	89,896,240.00	Taxes Receivable	1,744,649.25
Other Statutory Expenditures	45,500.00	2 Residential 21621 81.72	1,138,430,350.00	Tax Title Liens	362,928.74
<b>CETA And Other Public Employment Programs</b>		3 Farm 27 .11	1,517,950.00	Foreclosed Property	711,900.00
<b>MUNICIPAL FUNCTIONS TOTAL</b>	9,777,380.00	4a Commercial 562 9.15	127,422,550.00	Emergencies & Other Deferred Charges	442,600.00
<b>CAPITAL IMPROVEMENTS *MEMO*</b>	433,729.00	4b Industrial 14 .22	3,087,100.00	State and Federal Aid Receivable	
<b>DEBT SERVICE</b>		4c Apartments 17 2.35	32,744,350.00	Other Receivables	41,672.11
Principal Payments	515,310.00	Total 28049	1,393,058,540.00	Total	9,717,598.76
Interest Payments	1,183,435.76	Land Area 26.40 Sq. Miles		<b>LIABILITIES, RESERVES, AND SURPLUS</b>	
<b>DEFERRED CHARGES</b>	263,231.89	Net Valuation Taxable-Municipal	1,407,887,439	Cash Liabilities	4,693,940.87
<b>SCHOOL, COUNTY, SPECIAL DISTRICT TAXES</b>	25,826,262.67	Net Valuation Taxable-County	1,324,524,500	Reserves for Receivables	2,836,633.14
<b>RESERVE FOR UNCOLLECTED TAXES</b>	2,177,000.00	State Equalized Valuation	1,475,366,106	Surplus Dec. 31, 1982	2,187,024.75
<b>EXPENDITURES TOTAL</b>	39,742,620.32	State Equalization Ratio	95.38	Total	9,717,598.76

\*Includes County Health Service Taxes or County Vocational School Taxes. See Table 13.



0601

Population 1980 **18,795**  
 Population 1982 **18,752**  
 S & P Rating  
 Moody Rating **BAA**

General Tax Rate Per \$100.

3.83  
 State Equalized Tax Rate  
 4.05

**BRIDGETON CITY – CUMBERLAND COUNTY****Form of Government:****Mayor–Council Plan A (OMCL 50)****Number of Members on Governing Body – 5****PER CAPITA:**

Gross Debt **512.70**  
 Net Debt **208.01**  
 Debt Service **11.24**  
 Total Tax Levy **361.96**  
 Municipal Expenditures **402.42**

**PER CENT:**

Gross Debt **6.32**  
 Net Debt **2.57**  
 Tax Levy Collected **87.35**  
 Tax Levy Cancelled, Abated or Adjusted **.86**

EXPENDITURES		REVENUES-REALIZED		1982 PROPERTY TAX	
<b>GENERAL GOVERNMENT</b>				<b>STATE EQUALIZED TAX RATE</b>	
Governing Body & Public Boards	53,050.00	1982 Property Taxes Collected	5,890,987.45	Local District School Taxes	2.05
Municipal Clerk	38,132.00	1982 Payments in Lieu of Taxes		Regional & Consolidated School Tax	
Financial Administration	86,097.00	Delinquent Tax & Lien Collections	437,682.09	School Taxes in Municipal Budget	
Assessment of Taxes	47,465.00	Business Personality Replacement Taxes	579,480.76	County Taxes	1.10
Collection of Taxes	96,847.00	Taxes from Public Utilities	979,549.00	County Library Taxes	
Planning, Housing & Development	36,163.00	Other Miscellaneous Tax Revenues	75,408.44	Local Municipal Purpose Taxes	.89
Human Resources	579,673.38	State Aid Revenues	1,867,843.40	Veteran & Senior Citizen Taxes	
Elections	15,901.50	Federal Aid Revenues	375,890.00	Total Taxes for Rate Computation	4.04
General Administration (other)	829,986.81	State and Local Fiscal Assistance Act Utilized	304,921.40	Special District Taxes	
<b>JUDICIARY</b>		Sale of Acquired Property	17,390.60	Bank Corp. Taxes	46,734.02
Municipal Courts	83,117.00	Other Miscellaneous Revenues	715,646.40	Added and Omitted Taxes	7,863.29
<b>PUBLIC SAFETY</b>		Total	11,244,799.54	Total Taxes Levied - ABSTRACT	6,787,518.68
Fire Protection	358,030.00	Prior Years Surplus Appropriated	824,000.00	Total Taxes Billed	6,743,972.94
Police Protection	1,368,472.64	REVENUES	12,068,799.54	1982 TAXES COLLECTED	5,890,987.45
Civil Defense & Disaster Control	1,750.00	Reserve For Uncollected Taxes	685,971.34	1982 Taxes Cancelled, Abated or Adjusted	58,130.58
Environmental Inspection & Control	143,897.00	CAPITAL OUTLAY	605,412.51	Transfer to Tax Title Liens or Foreclosed	158,630.15
Other Public Safety		Total		PRIOR Outstanding Dec. 31, 1982	636,224.76
<b>PUBLIC WORKS</b>				1982 TAXES OUTSTANDING	
Streets and Drainage	672,180.32	Public Enterprises		Balance January 1, 1982	398,823.27
Sewers and Sewage Processing		Recreation—Culture	514,315.57	Collected in 1982	377,060.98
Garbage and Trash Disposal	72,925.00	Public Works	84,034.44	Cancelled, Abated or Adjusted 1982	
Public Buildings and Grounds	218,517.50	Buildings and Grounds	7,062.50	Transfers to Tax Title Liens or Foreclosed	
Other Public Works		Library and Education		Balance December 31, 1982	21,762.29
<b>HEALTH and WELFARE</b>		Conservation		TAX TITLE LIENS OUTSTANDING	
Health Services Except Environmental	19,118.00	All Other		Balance January 1, 1982	280,498.90
Welfare-Public Assistance	124,165.00	CAPITAL DEBT AUTHORIZED, DECEMBER 31, 1982		Transfer From Taxes	158,630.15
Hospitals, Clinics, First Aid		ISSUED AND UNISSUED		Redeemed in 1982	60,621.11
Animal, Insect, & Rodent Control	5,000.00	School	5,632,000	Cancelled, Abated or Adjusted (1982)	
Other Welfare Services		Self-liquidating	381,000	Transfers to Foreclosed Property	
<b>RECREATION and CONSERVATION</b>		Other	3,601,189	Balance December 31, 1982	378,507.94
Beaches and Boardwalks		Total	9,614,189	PROPERTY ACQUIRED BY DEED OR FORECLOSURE	
Parks, Playgrounds, Shade Trees	661,661.00	ISSUED AND OUTSTANDING		Balance January 1, 1982	1,421,000.00
Land Reclamation & Conservation	375,890.00	School	5,632,000.00	Transfers From Taxes or Liens	
Other Recreational Services	158,220.36	Self-Liquidating	381,000.00	Sale for Cash (1982)	17,390.60
<b>EDUCATION (excluding schools)</b>		Other	2,070,500.00	Cancelled, Abated or Adjusted (1982)	
Libraries	119,775.00	Total	8,083,500.00	Balance December 31, 1982	1,403,609.40
Other Educational Services	1,800.00	EQUALIZED VALUATION BASIS		CURRENT FINANCES DECEMBER 31, 1982	
<b>STATUTORY EXPENDITURES</b>		FOR NET DEBT COMPUTATION	152,061,945	ASSETS	
Pensions & F. I. C. A.	419,214.89	REAL PROPERTY VALUATIONS		Cash Dec. 31, 1982	1,440,782.65
Employee Fringe Benefits		Code Class # of Parcels % VAL'N		Taxes Receivable	657,987.05
Other Statutory Expenditures	29,951.74	1 Vacant Land 1004 1.93	3,282,800.00	Tax Title Liens	378,507.94
CETA And Other Public Employment Programs		2 Residential 4623 62.42	106,023,100.00	Foreclosed Property	1,403,609.40
<b>MUNICIPAL FUNCTIONS</b>		3 Farm 15 .12	203,800.00	Emergencies & Other Deferred Charges	148,760.00
CAPITAL IMPROVEMENTS	20,000.00	4a Commercial 484 15.99	27,156,750.00	State and Federal Aid Receivable	18,318.89
<b>DEBT SERVICE</b>		4b Industrial 57 15.98	27,136,300.00	Other Receivables	373,379.65
Principal Payments	76,000.00	4c Apartments 33 3.56	6,039,200.00	Total	4,421,345.58
Interest Payments	134,750.27	Total 6216	169,841,950.00	LIABILITIES, RESERVES, AND SURPLUS	
<b>DEFERRED CHARGES</b>		Land Area 6.50 Sq. Miles		Cash Liabilities	681,251.63
SCHOOL, COUNTY, SPECIAL DISTRICT TAXES	32,396.94	Net Valuation Taxable-Municipal	175,862,931	Reserves for Receivables	2,545,042.05
RESERVE FOR UNCOLLECTED TAXES	5,247,421.37	Net Valuation Taxable-County	174,213,059	Surplus Dec. 31, 1982	1,195,051.90
EXPENDITURES	12,793,541.06	State Equalized Valuation	166,818,700	Total	4,421,345.58
		State Equalization Ratio	105.65		

Population 1980 29,175  
 Population 1982 29,067  
 S & P Rating AA  
 Moody Rating AA

General Tax Rate Per \$100.

4.48  
 State Equalized Tax Rate  
 2.23

## BRIDGEWATER TOWNSHIP — SOMERSET CO.

## Form of Government:

## Mayor-Council Plan B (OMCL 50)

## Number of Members on Governing Body — 5

## PER CAPITA:

Gross Debt 1,414.84  
 Net Debt 592.70  
 Debt Service 35.46  
 Total Tax Levy 880.13  
 Municipal Expenditures 306.31

## PER CENT:

Gross Debt 3.96  
 Net Debt 1.66  
 Tax Levy Collected 97.54  
 Tax Levy Cancelled, Abated or Adjusted .02

EXPENDITURES		REVENUES-REALIZED		1982 PROPERTY TAX	
GENERAL GOVERNMENT				STATE EQUALIZED TAX RATE →	
Governing Body & Public Boords	188,260.00	1982 Property Taxes Collected		Local District School Taxes	
Municipal Clerk	71,766.00	1982 Payments in Lieu of Taxes		Regional & Consolidated School Tax	1.67
Financial Administration	72,247.00	Delinquent Tax & Lien Collections		School Taxes in Municipal Budget	
Assessment of Taxes	57,917.00	Business Personalty Replacement Taxes		County Taxes	.48
Collection of Taxes	82,206.00	Taxes from Public Utilities		County Library Taxes	.04
Planning, Housing & Development	64,150.00	Other Miscellaneous Tax Revenues		Local Municipal Purpose Taxes	.04
Human Resources	3,000.00	State Aid Revenues		Veteron & Senior Citizen Taxes	
Elections	4,100.00	Federal Aid Revenues		Total Taxes for Rate Computation	2.23
General Administration (other)	1,301,214.00	State and Local Fiscal Assistance Act Utilized		Special District Taxes	
JUDICIARY		Sole of Acquired Property		Bank Corp. Taxes	
Municipal Courts	77,579.00	Other Miscellaneous Revenues		Added and Omitted Taxes	
PUBLIC SAFETY		Total		Total Taxes Levied - ABSTRACT	
Fire Protection	210,600.00	Prior Years Surplus Appropriated		Total Taxes Billed	
Police Protection	1,856,548.98	REVENUES TOTAL		1982 TAXES COLLECTED	
Civil Defense & Disaster Control	3,120.00	Reserve For Uncollected Taxes		1982 Taxes Cancelled, Abated or Adjusted	
Environmental Inspection & Control	151,273.00	CAPITAL OUTLAY TOTAL		Transfer to Tax Title Liens or Foreclosed	
Other Public Safety				Balance Outstanding Dec. 31, 1982	
PUBLIC WORKS				PRIOR YEARS TAXES OUTSTANDING	
Streets and Drainage	1,342,716.00	Public Enterprises		Balance January 1, 1982	
Sewers and Sewage Processing		Recreation—Culture		Collected in 1982	
Gorbage and Trash Disposal		Public Works		Cancelled, Abated or Adjusted 1982	
Public Buildings and Grounds	123,100.00	Buildings and Grounds		Transfers to Tax Title Liens or Foreclosed	
Other Public Works	38,342.75	Library and Education		Balance December 31, 1982	
HEALTH and WELFARE		Conservation		TAX TITLE LIENS OUTSTANDING	
Health Services Except Environmental	63,512.00	All Other		Balance January 1, 1982	
Welfare-Public Assistance	45,325.00	CAPITAL DEBT AUTHORIZED, DECEMBER 31, 1982		Transfer From Taxes	
Hospitals, Clinics, First Aid	2,500.00	ISSUED AND UNISSUED GROSS DEBT NET DEBT		Redeemed in 1982	
Animal, Insect, & Rodent Control	5,000.00	School 5,187,367		Cancelled, Abated or Adjusted (1982)	
Other Welfare Services	3,200.00	Self-liquidating 12,406,250		Transfers to Foreclosed Property	
RECREATION and CONSERVATION		Other 23,531,565		Balance December 31, 1982	
Beaches and Boardwalks		Total 41,125,182		PROPERTY ACQUIRED BY DEED OR FORECLOSURE	
Parks, Playgrounds, Shade Trees	430,893.00	ISSUED AND OUTSTANDING		Balance January 1, 1982	
Land Reclamation & Conservation	36,990.00	School 5,187,367.00		Transfers From Taxes or Liens	
Other Recreational Services		Self-Liquidating 7,932,000.00		Sale for Cash (1982)	
EDUCATION (excluding schools)		Other 14,547,000.00		Cancelled, Abated or Adjusted (1982)	
Libraries	80,635.00	Total 28,066,367.00		Balance December 31, 1982	
Other Educational Services		EQUALIZED VALUATION BASIS		CURRENT FINANCES DECEMBER 31, 1982	
STATUTORY EXPENDITURES		FOR NET DEBT COMPUTATION		ASSETS	
Pensions & F. I. C. A.	545,000.00	REAL PROPERTY VALUATIONS		Cash Dec. 31, 1982	
Employee Fringe Benefits		Code Class # of Parcels % VAL'N ASSESSED VALUATION		Taxes Receivable	
Other Statutory Expenditures	14,750.00	1 Vacant Land 1385 3.38 18,877,760.00		Tax Title Liens	
CETA And Other Public Employment Programs		2 Residential 8340 63.05 352,283,525.00		Foreclosed Property	
MUNICIPAL FUNCTIONS TOTAL	6,875,944.73	3 Farm 120 .96 5,367,230.00		Emergencies & Other Deferred Charges	
CAPITAL IMPROVEMENTS *MEMO*	82,800.00	4a Commercial 200 9.73 54,373,750.00		State and Federal Aid Receivable	
DEBT SERVICE		4b Industrial 52 22.11 123,536,701.00		Other Receivables	
Principal Payments	410,000.00	4c Apartments 36 .77 4,281,300.00		Total	
Interest Payments	620,769.00	Total 10133 558,720,266.00		LIABILITIES, RESERVES, AND SURPLUS	
DEFERRED CHARGES		Land Area 32.30 Sq. Miles		Cash Liabilities	
SCHOOL, COUNTY, SPECIAL DISTRICT TAXES	120,468.77	Net Valuation Taxable-Municipal		Reserves for Receivables	
RESERVE FOR UNCOLLECTED TAXES	24,969,875.45	Net Valuation Taxable-County		Surplus Dec. 31, 1982	
EXPENDITURES TOTAL	876,283.35	State Equalized Valuation		Total	
	33,873,341.30	State Equalization Ratio			



1308  
 Population 1980 4,068  
 Population 1982 4,303  
 S & P Rating  
 Moody Rating A

General Tax Rate Per \$100. 4.34  
 State Equalized Tax Rate 1.94

**BRIELLE BOROUGH – MONMOUTH COUNTY**  
**Form of Government:**  
**Borough Council**  
**Number of Members on Governing Body – 6**

PER CAPITA:  
 Gross Debt 1,055.95  
 Net Debt 651.08  
 Debt Service 13.54  
 Total Tax Levy 749.69  
 Municipal Expenditures 392.06

PER CENT:  
 Gross Debt 3.12  
 Net Debt 1.93  
 Tax Levy Collected 96.13  
 Tax Levy Cancelled, Abated or Adjusted

EXPENDITURES		REVENUES-REALIZED		1982 PROPERTY TAX	
<b>GENERAL GOVERNMENT</b>				<b>STATE EQUALIZED TAX RATE</b> → <b>.93</b>	
Governing Body & Public Boards		1982 Property Taxes Collected	3,056,591.89	Local District School Taxes	1,538,821.70
Municipal Clerk		1982 Payments in Lieu of Taxes		Regional & Consolidated School Tax	
Financial Administration	8,300.00	Delinquent Tax & Lien Collections	72,467.21	School Taxes in Municipal Budget	
Assessment of Taxes	10,400.00	Business Personalty Replacement Taxes	35,274.52	County Taxes	812,310.34
Collection of Taxes	25,260.00	Taxes from Public Utilities	209,506.00	County Library Taxes	31,131.53
Planning, Housing & Development	24,920.33	Other Miscellaneous Tax Revenues		Local Municipal Purpose Taxes	812,379.00
Human Resources		State Aid Revenues	30,028.12	Veteran & Senior Citizen Taxes	30,825.00
Elections		Federal Aid Revenues		Total Taxes for Rate Computation	3,225,467.57
General Administration (other)	168,499.75	State and Local Fiscal Assistance Act Utilized	38,135.40	Special District Taxes	
<b>JUDICIARY</b>		Sale of Acquired Property		Bank Corp. Taxes	4,515.70
Municipal Courts	18,650.00	Other Miscellaneous Revenues	248,297.90	Added and Omitted Taxes	26,770.80
<b>PUBLIC SAFETY</b>		Total	3,730,301.04	Total Taxes Levied - ABSTRACT	3,225,929.07
Fire Protection	33,650.00	Prior Years Surplus Appropriated	500,000.00	Total Taxes Billed	3,221,413.37
Police Protection	512,572.00	REVENUES TOTAL	4,230,301.04	1982 TAXES COLLECTED	3,056,591.89
Civil Defense & Disaster Control	200.00	Reserve For Uncollected Taxes	217,732.48	1982 Taxes Cancelled, Abated or Adjusted	
Environmental Inspection & Control	20,875.00	CAPITAL OUTLAY TOTAL	446,483.79	Transfer to Tax Title Liens or Foreclosed	4,918.36
Other Public Safety				Balance Outstanding Dec. 31, 1982	119,903.12
<b>PUBLIC WORKS</b>				<b>PRIOR YEARS TAXES OUTSTANDING</b>	
Streets and Drainage	156,312.30	Public Enterprises	5,432.76	Balance January 1, 1982	97,877.07
Sewers and Sewage Processing		Recreation—Culture		Collected in 1982	65,937.46
Garbage and Trash Disposal	153,135.40	Public Works	345,614.27	Cancelled, Abated or Adjusted 1982	2,000.00
Public Buildings and Grounds	26,389.00	Buildings and Grounds	95,436.76	Transfers to Tax Title Liens or Foreclosed	
Other Public Works		Library and Education		Balance December 31, 1982	29,939.61
<b>HEALTH and WELFARE</b>		Conservation		<b>TAX TITLE LIENS OUTSTANDING</b>	
Health Services Except Environmental	17,980.00	All Other		Balance January 1, 1982	45,943.55
Welfare-Public Assistance	4,000.00			Transfer From Taxes	4,918.36
Hospitals, Clinics, First Aid				Redeemed in 1982	6,529.75
Animal, Insect, & Rodent Control	4,700.00			Cancelled, Abated or Adjusted (1982)	
Other Welfare Services				Transfers to Foreclosed Property	
<b>RECREATION and CONSERVATION</b>				Balance December 31, 1982	44,332.16
Beaches and Boardwalks	6,000.00			<b>PROPERTY ACQUIRED BY DEED OR FORECLOSURE</b>	
Parks, Playgrounds, Shade Trees	150.00			Balance January 1, 1982	11,200.00
Land Reclamation & Conservation	8,814.00			Transfers From Taxes or Liens	
Other Recreational Services				Sale for Cash (1982)	
<b>EDUCATION (excluding schools)</b>				Cancelled, Abated or Adjusted (1982)	
Libraries	27,000.00			Balance December 31, 1982	11,200.00
Other Educational Services	300.00			<b>CURRENT FINANCES DECEMBER 31, 1982</b>	
<b>STATUTORY EXPENDITURES</b>				<b>ASSETS</b>	
Pensions & F. I. C. A.	119,588.32			Cash Dec. 31, 1982	1,377,854.93
Employee Fringe Benefits	46,800.00			Taxes Receivable	149,842.73
Other Statutory Expenditures	3,000.00			Tax Title Liens	44,332.16
CETA And Other Public Employment Programs				Foreclosed Property	11,200.00
<b>MUNICIPAL FUNCTIONS TOTAL</b>	1,397,496.10			Emergencies & Other Deferred Charges	50,000.00
<b>CAPITAL IMPROVEMENTS *MEMC*</b>	12,000.00			State and Federal Aid Receivable	
<b>DEBT SERVICE</b>				Other Receivables	302.61
Principal Payments	54,264.83			Total	1,633,532.43
Interest Payments	4,005.00			<b>LIABILITIES, RESERVES, AND SURPLUS</b>	
<b>DEFERRED CHARGES</b>	13,522.34			Cash Liabilities	973,593.53
<b>SCHOOL, COUNTY, SPECIAL DISTRICT TAXES</b>	2,382,263.57			Reserves for Receivables	205,677.50
<b>RESERVE FOR UNCOLLECTED TAXES</b>	217,732.48			Surplus Dec. 31, 1982	454,261.40
<b>EXPENDITURES TOTAL</b>	4,069,284.32			Total	1,633,532.43



Population 1980 **8,318**  
 Population 1982 **8,931**  
 S & P Rating **AAA**  
 Moody Rating **A**

General Tax Rate Per \$100. **2.27**  
 State Equalized Tax Rate **1.21**

**BRIGANTINE CITY – ATLANTIC COUNTY**  
**Form of Government:**  
**Commission (1911)**  
**Number of Members on Governing Body – 3**

PER CAPITA:  
 Gross Debt **987.91**  
 Net Debt **474.78**  
 Debt Service **70.63**  
 Total Tax Levy **786.73**  
 Municipal Expenditures **490.61**

PER CENT:  
 Gross Debt **1.78**  
 Net Debt **.85**  
 Tax Levy Collected **93.79**  
 Tax Levy Cancelled, Abated or Adjusted **.65**

EXPENDITURES		REVENUES-REALIZED		1982 PROPERTY TAX	
<b>GENERAL GOVERNMENT</b>				<b>STATE EQUALIZED TAX RATE</b> →	
Governing Body & Public Baards		1982 Property Taxes Collected	<b>6,600,823.67</b>	Local District Schaal Taxes	<b>.32</b> <b>1,834,051.50</b>
Municipal Clerk		1982 Payments in Lieu of Taxes		Regional & Consolidated Schaal Tax	
Financial Administration	<b>117,997.74</b>	Delinquent Tax & Lien Collections	<b>367,526.40</b>	School Taxes in Municipal Budget	<b>.02</b> <b>91,602.44</b>
Assessment of Taxes	<b>41,897.03</b>	Business Personalty Replacement Taxes	<b>28,361.67</b>	County Taxes	<b>.42</b> * <b>2,403,994.25</b>
Collection of Taxes	<b>57,083.43</b>	Taxes from Public Utilities	<b>516,489.00</b>	Caunty Library Taxes	<b>.02</b> <b>142,768.61</b>
Planning, Housing & Development	<b>5,913.51</b>	Other Miscellaneous Tax Revenues		Local Municipal Purpose Taxes	<b>.43</b> <b>2,509,924.89</b>
Human Resources		State Aid Revenues	<b>51,267.52</b>	Veteran & Senior Citizen Taxes	<b>111,275.00</b>
Elections	<b>4,433.07</b>	Federal Aid Revenues		Total Taxes for Rate Computation	<b>1.21</b> <b>7,093,616.69</b>
General Administration (other)	<b>265,968.36</b>	State and Local Fiscal Assistance Act Utilized	<b>123,299.28</b>	Special District Taxes	
<b>JUDICIARY</b>		Sale of Acquired Property		Bank Corp. Taxes	<b>1,265.67</b>
Municipal Courts	<b>25,531.04</b>	Other Miscellaneous Revenues	<b>655,035.11</b>	Added and Omitted Taxes	<b>42,700.03</b>
<b>PUBLIC SAFETY</b>		Total	<b>8,382,802.65</b>	Total Taxes Levied - ABSTRACT	<b>7,026,307.39</b>
Fire Protection	<b>553,662.84</b>	Prior Years Surplus Appropriated	<b>156,876.32</b>	Total Taxes Billed	<b>7,038,061.13</b>
Police Protection	<b>653,771.89</b>	REVENUES TOTAL	<b>8,539,678.97</b>	1982 TAXES COLLECTED	<b>6,600,823.67</b>
Civil Defense & Disaster Control	<b>100.00</b>	Reserve For Uncollected Taxes	<b>430,205.70</b>	1982 Taxes Cancelled, Abated or Adjusted	<b>45,422.66</b>
Environmental Inspection & Cantral	<b>60,631.61</b>	CAPITAL OUTLAY TOTAL	<b>242,491.65</b>	Transfer to Tax Title Liens or Foreclosed	<b>57,730.87</b>
Other Public Safety				Balance Outstanding Dec. 31, 1982	<b>334,083.93</b>
<b>PUBLIC WORKS</b>		Public Enterprises	<b>39,797.00</b>	PRIOR YEARS TAXES OUTSTANDING	
Streets and Drainage	<b>307,941.45</b>	Recreation—Culture		Balance January 1, 1982	<b>399,648.65</b>
Sewers and Sewage Processing	<b>234,373.54</b>	Public Works	<b>64,907.39</b>	Collected in 1982	<b>327,581.20</b>
Public Buildings and Grounds	<b>39,601.47</b>	Buildings and Grounds	<b>137,787.26</b>	Cancelled, Abated or Adjusted 1982	<b>45,030.40</b>
Other Public Works		Library and Education		Transfers to Tax Title Liens or Fareclosed	<b>9,241.96</b>
<b>HEALTH and WELFARE</b>		Conservation		Balance December 31, 1982	<b>17,795.09</b>
Health Services Except Environmental		All Other		TAX TITLE LIENS OUTSTANDING	
Welfare-Public Assistance	<b>11,100.00</b>	CAPITAL DEBT AUTHORIZED, DECEMBER 31, 1982		Balance January 1, 1982	<b>96,575.75</b>
Hospitals, Clinics, First Aid		ISSUED AND UNISSUED		Transfer From Taxes	<b>69,272.80</b>
Animal, Insect, & Radent Cantral	<b>1,500.00</b>	GROSS DEBT		Redeemed in 1982	<b>39,945.20</b>
Other Welfare Services		School	<b>567,477</b>	Cancelled, Abated or Adjusted (1982)	
<b>RECREATION and CONSERVATION</b>		Self-liquidating	<b>4,015,278</b>	Transfers to Foreclosed Property	
Beaches and Baardwalks	<b>198,968.81</b>	Other	<b>4,240,243</b>	Balance December 31, 1982	<b>125,903.35</b>
Parks, Playgrounds, Shade Trees	<b>139,858.03</b>	Total	<b>8,823,000</b>	PROPERTY ACQUIRED BY DEED OR FORECLOSURE	
Land Reclamation & Conservation		ISSUED AND OUTSTANDING		Balance January 1, 1982	<b>324,036.00</b>
Other Recreational Services		Schaal	<b>567,477.91</b>	Transfers From Taxes or Liens	
<b>EDUCATION (excluding schaal)</b>		Self-Liquidating	<b>3,865,278.77</b>	Sale far Cash (1982)	
Libraries		Other	<b>4,138,243.32</b>	Cancelled Abated or Adjusted (1982)	
Other Educational Services		Total	<b>8,571,000.00</b>	Balance December 31, 1982	<b>324,036.00</b>
<b>STATUTORY EXPENDITURES</b>		EQUALIZED VALUATION BASIS FOR NET DEBT COMPUTATION	<b>456,426,767</b>	CURRENT FINANCES DECEMBER 31, 1982	
Pensions & F. I. C. A.	<b>312,071.26</b>	REAL PROPERTY VALUATIONS		ASSETS	
Employee Fringe Benefits	<b>138,594.48</b>	Code Class # of Parcels % VAL'N		Cash Dec. 31, 1982	<b>405,674.55</b>
Other Statutory Expenditures	<b>22,590.98</b>	1 Vacant Land 1131 8.19	<b>25,071,000.00</b>	Taxes Receivable	<b>351,879.02</b>
CETA And Other Public Employment Programs		2 Residential 5134 84.42	<b>258,454,000.00</b>	Tax Title Liens	<b>125,903.35</b>
<b>MUNICIPAL FUNCTIONS TOTAL</b>	<b>3,153,590.54</b>	3 Farm		Foreclosed Property	<b>324,036.00</b>
<b>CAPITAL IMPROVEMENTS *MEMO*</b>	<b>20,000.00</b>	4a Commercial 137 6.63	<b>20,297,000.00</b>	Emergencies & Other Deferred Charges	<b>114,882.94</b>
<b>DEBT SERVICE</b>		4b Industrial		State and Federal Aid Receivable	
Principal Payments	<b>282,064.76</b>	4c Apartments 19 .76	<b>2,318,400.00</b>	Other Receivables	<b>5,501.24</b>
Interest Payments	<b>348,764.03</b>	Total 6421	<b>306,140,400.00</b>	Total	<b>1,327,877.10</b>
<b>TYPE I SCHL DEBT *MEMO</b>	<b>51,602.44</b>	Land Area 6.39 Sq. Miles		LIABILITIES, RESERVES, AND SURPLUS	
DEFERRED CHARGES	<b>127,043.67</b>	Net Valuation Taxable-Municipal	<b>308,165,687</b>	Cash Liabilities	<b>108,072.81</b>
SCHOOL, COUNTY, SPECIAL DISTRICT TAXES	<b>4,472,416.80</b>	Net Valuation Taxable-County	<b>536,877,193</b>	Reserves for Receivables	<b>807,319.61</b>
RESERVE FOR UNCOLLECTED TAXES	<b>430,205.70</b>	State Equalized Valuation	<b>576,505,302</b>	Surplus Dec. 31, 1982	<b>412,484.68</b>
<b>EXPENDITURES TOTAL</b>	<b>8,854,085.50</b>	State Equalization Ratio	<b>53.29</b>	Total	<b>1,327,877.10</b>

## BROOKLAWN BOROUGH - CAMDEN CO

## Form of Government:

## Borough Council

## Number of Members on Governing Body - 6

## PER CAPITA:

Gross Debt	302.94	PER CENT:	2.14
Net Debt	181.27	Net Debt	1.28
Debt Service	15.84	Tax Levy Collected	93.06
Total Tax Levy	448.50	Tax Levy Cancelled, Abated	
Municipal Expenditures	262.46	or Adjusted	25

General Tax Rate Per \$100.

3.49

State Equalized Tax Rate

2.89

EXPENDITURES		REVENUES-REALIZED		1982 PROPERTY TAX	
GENERAL GOVERNMENT				STATE EQUALIZED TAX RATE	
Governing Body & Public Boards	3,750.00	1982 Property Taxes Collected	889,050.91	Local District School Taxes	1.30
Municipal Clerk	11,600.00	1982 Payments in Lieu of Taxes		Regional & Consolidated School Tax	
Financial Administration	12,500.00	Delinquent Tax & Lien Collections	56,305.03	School Taxes in Municipal Budget	
Assessment of Taxes	3,198.25	Business Personalty Replacement Taxes	28,528.64	County Taxes	1.18 *
Collection of Taxes	5,245.00	Taxes from Public Utilities	123,988.00	County Library Taxes	.03
Planning, Housing & Development	2,000.00	Other Miscellaneous Tax Revenues		Local Municipal Purpose Taxes	.39
Human Resources		State Aid Revenues	25,118.33	Veteran & Senior Citizen Taxes	
Elections	1,680.45	Federal Aid Revenues		Total Taxes for Rate Computation	2.90
General Administration (other)	60,364.91	State and Local Fiscal Assistance Act Utilized	8,402.00	Special District Taxes	
JUDICIARY		Sale of Acquired Property		Bank Corp. Taxes	5,142.13
Municipal Courts	12,007.12	Other Miscellaneous Revenues	155,638.30	Added and Omitted Taxes	2,512.19
PUBLIC SAFETY		Total	1,327,031.21	Total Taxes Levied - ABSTRACT	959,800.29
Fire Protection	16,439.61	Prior Years Surplus Appropriated	100,000.00	Total Taxes Billed	955,365.45
Police Protection	106,262.03	REVENUES	1,427,031.21	1982 TAXES COLLECTED	889,050.91
Civil Defense & Disaster Control	25.00	Reserve For Uncollected Taxes	73,775.51	1982 Taxes Cancelled, Abated or Adjusted	2,382.73
Environmental Inspection & Control	4,330.20	CAPITAL OUTLAY	1,870.00	Transfer to Tax Title Liens or Foreclosed	7,847.52
Other Public Safety		TOTAL	1,870.00	Balance Outstanding Dec. 31, 1982	56,084.25
PUBLIC WORKS				PRIOR YEARS TAXES OUTSTANDING	
Streets and Drainage	51,544.41	Public Enterprises		Balance January 1, 1982	69,739.69
Sewers and Sewage Processing	25,991.86	Recreation—Culture		Collected in 1982	56,305.03
Garbage and Trash Disposal	35,000.00	Public Works	1,870.00	Cancelled, Abated or Adjusted 1982	38.15
Public Buildings and Grounds	45,029.89	Buildings and Grounds		Transfers to Tax Title Liens or Foreclosed	7,885.59
Other Public Works	15,000.00	Library and Education		Balance December 31, 1982	5,510.92
HEALTH and WELFARE		Conservation		TAX TITLE LIENS OUTSTANDING	
Health Services Except Environmental	1,365.55	All Other		Balance January 1, 1982	5,749.18
Welfare-Public Assistance	2,153.00	CAPITAL DEBT AUTHORIZED, DECEMBER 31, 1982		Transfer From Taxes	17,659.33
Hospitals, Clinics, First Aid		ISSUED AND UNISSUED		Redeemed in 1982	
Animal, Insect, & Rodent Control		School		Cancelled, Abated or Adjusted (1982)	
Other Welfare Services		Self-liquidating	512,500	Transfers to Foreclosed Property	
RECREATION and CONSERVATION		Other	135,800	Balance December 31, 1982	23,408.51
Beaches and Boardwalks		Total	648,300	PROPERTY ACQUIRED BY DEED OR	
Parks, Playgrounds, Shade Trees	2,126.82			FORECLOSURE	
Land Reclamation & Conservation		ISSUED AND OUTSTANDING		Balance January 1, 1982	94,975.00
Other Recreational Services	766.50	School		Transfers From Taxes or Liens	
EDUCATION (excluding schools)		Self-liquidating	34,500.00	Sale for Cash (1982)	
Libraries		Other	134,800.00	Cancelled, Abated or Adjusted (1982)	
Other Educational Services		Total	169,300.00	Balance December 31, 1982	94,975.00
STATUTORY EXPENDITURES		EQUALIZED VALUATION BASIS		CURRENT FINANCES DECEMBER 31, 1982	
Pensions & F. I. C. A.	16,707.10	FOR NET DEBT COMPUTATION	30,297.934	ASSETS	
Employee Fringe Benefits	10,000.00	REAL PROPERTY VALUATIONS		Cash Dec. 31, 1982	466,741.83
Other Statutory Expenditures	2,000.00	Code Class # of Parcels % VAL'N	ASSESSED VALUATION	Taxes Receivable	61,595.21
CETA And Other Public Employment Programs		1 Vacant Land 51 1.00	269,240.00	Tax Title Liens	23,408.51
MUNICIPAL FUNCTIONS		2 Residential 650 66.18	17,765,800.00	Foreclosed Property	94,975.00
CAPITAL IMPROVEMENTS	*MEMO*	3 Farm		Emergencies & Other Deferred Charges	15,932.30
DEBT SERVICE		4a Commercial 58 29.40	7,853,800.00	State and Federal Aid Receivable	
Principal Payments	15,700.00	4b Industrial 5 1.49	358,900.00	Other Receivables	8,832.90
Interest Payments	18,207.88	4c Apartments 4 1.93	517,700.00	Total	671,485.75
DEFERRED CHARGES	6,900.00	Total 768	26,845,440.00	LIABILITIES, RESERVES, AND SURPLUS	
SCHOOL, COUNTY, SPECIAL DISTRICT TAXES	824,745.97	Land Area .49 Sq. Miles		Cash Liabilities	263,024.41
RESERVE FOR UNCOLLECTED TAXES	73,775.51	Net Valuation Taxable-Municipal	27,271,128	Reserves for Receivables	188,811.62
EXPENDITURES		Net Valuation Taxable-County	33,132,498	Surplus Dec. 31, 1982	219,649.72
TOTAL	1,386,417.06	State Equalized Valuation	32,859,468	Total	671,485.75
		State Equalization Ratio	82.77		



Population 1980 **3,642**  
 Population 1982 **3,544**  
 S & P Rating  
 Moody Rating

General Tax Rate Per \$100  
**4.32**  
 State Equalized Tax Rate  
**2.39**

**BUENA BOROUGH - ATLANTIC COUNTY**  
**Form of Government:**  
**Borough Council**  
**Number of Members on Governing Body - 6**

PER CAPITA:  
 Gross Debt **499.52**  
 Net Debt **205.32**  
 Debt Service **34.21**  
 Total Tax Levy **485.52**  
 Municipal Expenditures **281.91**

PER CENT:  
 Gross Debt **2.91**  
 Net Debt **1.20**  
 Tax Levy Collected **90.85**  
 Tax Levy Cancelled, Abated  
 or Adjusted

EXPENDITURES		REVENUES-REALIZED		1982 PROPERTY TAX	
<b>GENERAL GOVERNMENT</b>				<b>STATE EQUALIZED TAX RATE</b> →	
Governing Body & Public Boards	22,000.00	1982 Property Taxes Collected	1,564,928.45	Local District School Taxes	
Municipal Clerk	6,946.00	1982 Payments in Lieu of Taxes		Regional & Consolidated School Tax	1.49
Financial Administration	16,778.00	Delinquent Tax & Lien Collections	92,154.32	School Taxes in Municipal Budget	
Assessment of Taxes	8,890.00	Business Personalty Replacement Taxes	45,562.20	County Taxes	.48 *
Collection of Taxes	10,158.00	Taxes from Public Utilities	255,231.00	County Library Taxes	.03
Planning, Housing & Development	13,960.00	Other Miscellaneous Tax Revenues		Local Municipal Purpose Taxes	.39
Human Resources		State Aid Revenues	112,324.35	Veteran & Senior Citizen Taxes	
Elections		Federal Aid Revenues		Total Taxes for Rate Computation	2.39
General Administration (other)	121,090.00	State and Local Fiscal Assistance Act Utilized	35,693.00	Special District Taxes	
<b>JUDICIARY</b>		Sale of Acquired Property		Bank Corp. Taxes	
Municipal Courts	12,248.00	Other Miscellaneous Revenues	63,604.00	Added and Omitted Taxes	
<b>PUBLIC SAFETY</b>		Total	2,209,497.32	Total Taxes Levied - ABSTRACT	
Fire Protection		Prior Years Surplus Appropriated	150,000.00	Total Taxes Billed	
Police Protection	202,595.87	REVENUES	2,359,497.32	1982 TAXES COLLECTED	
Civil Defense & Disaster Control	700.00	Reserve for Uncollected Taxes	111,299.47	1982 Taxes Cancelled, Abated or Adjusted	
Environmental Inspection & Control	745.00	<b>CAPITAL OUTLAY</b>	<b>TOTAL</b>	Transfer to Tax Title Liens or Foreclosed	
Other Public Safety			69,707.35	Balance Outstanding Dec. 31, 1982	157,633.00
<b>PUBLIC WORKS</b>		Public Enterprises		<b>PRIOR YEARS TAXES OUTSTANDING</b>	
Streets and Drainage	131,465.00	Recreation—Culture		Balance January 1, 1982	84,187.36
Sewers and Sewage Processing		Public Works	69,707.35	Collected in 1982	81,030.29
Garbage and Trash Disposal	55,500.00	Buildings and Grounds		Cancelled, Abated or Adjusted 1982	
Public Buildings and Grounds	22,355.00	Library and Education		Transfers to Tax Title Liens or Foreclosed	
Other Public Works	57,635.00	Conservation		Balance December 31, 1982	3,157.07
<b>HEALTH and WELFARE</b>		All Other		<b>TAX TITLE LIENS OUTSTANDING</b>	
Health Services Except Environmental	4,330.00	<b>CAPITAL DEBT AUTHORIZED, DECEMBER 31, 1982</b>		Balance January 1, 1982	61,046.03
Welfare-Public Assistance	4,910.00	ISSUED AND UNISSUED	GROSS DEBT	Transfer From Taxes	
Hospitals, Clinics, First Aid		School	1,042,633	Redeemed in 1982	11,124.03
Animal, Insect, & Rodent Control	199.50	Self-liquidating		Cancelled, Abated or Adjusted (1982)	
Other Welfare Services		Other	727,650	Transfers to Foreclosed Property	
<b>RECREATION and CONSERVATION</b>		Total	1,770,283	Balance December 31, 1982	49,922.00
Beaches and Boardwalks		<b>ISSUED AND OUTSTANDING</b>		<b>PROPERTY ACQUIRED BY DEED OR FORECLOSURE</b>	
Parks, Playgrounds, Shade Trees		School	1,042,633.88	Balance January 1, 1982	27,500.00
Land Reclamation & Conservation		Self-Liquidating		Transfers From Taxes or Liens	
Other Recreational Services	14,300.00	Other	727,650.00	Sale for Cash (1982)	
<b>EDUCATION (excluding schools)</b>		Total	1,770,283.88	Cancelled, Abated or Adjusted (1982)	
Libraries		<b>EQUALIZED VALUATION BASIS</b>		Balance December 31, 1982	27,500.00
Other Educational Services		<b>FOR NET DEBT COMPUTATION</b>	60,764,501	<b>CURRENT FINANCES DECEMBER 31, 1982</b>	
<b>STATUTORY EXPENDITURES</b>		<b>REAL PROPERTY VALUATIONS</b>		<b>ASSETS</b>	
Pensions & F. I. C. A.	38,619.06	Code Class # of Parcels % VAL'N	ASSESSED VALUATION	Cash Dec. 31, 1982	268,142.89
Employee Fringe Benefits	11,500.00	1 Vacant Land 331 2.12	755,300.00	Taxes Receivable	160,790.07
Other Statutory Expenditures	4,500.00	2 Residential 972 62.44	22,271,900.00	Tax Title Liens	49,922.00
<b>CETA And Other Public Employment Programs</b>		3 Farm 253 10.59	3,776,900.00	Foreclosed Property	27,500.00
<b>MUNICIPAL FUNCTIONS</b>		4a Commercial 99 13.42	4,788,600.00	Emergencies & Other Deferred Charges	8,000.00
<b>CAPITAL IMPROVEMENTS</b>	<b>*MEMO*</b>	4b Industrial 8 8.98	3,203,900.00	State and Federal Aid Receivable	3,524.66
<b>DEBT SERVICE</b>		4c Apartments 4 2.45	873,000.00	Other Receivables	3,098.77
Principal Payments	62,000.00	Total 1667	35,669,600.00	Total	520,978.39
Interest Payments	59,227.50	Land Area 7.40 Sq. Miles		<b>LIABILITIES, RESERVES, AND SURPLUS</b>	
<b>DEFERRED CHARGES</b>	5,144.45	Net Valuation Taxable-Municipal	36,740,514	Cash Liabilities	63,613.34
<b>SCHOOL, COUNTY, SPECIAL DISTRICT TAXES</b>	1,376,500.22	Net Valuation Taxable-County	71,838,778	Reserves for Receivables	241,310.84
<b>RESERVE FOR UNCOLLECTED TAXES</b>	111,299.47	State Equalized Valuation	65,503,736	Surplus Dec. 31, 1982	216,054.21
<b>EXPENDITURES</b>	<b>TOTAL</b>	State Equalization Ratio	55.36	Total	520,978.39
	2,375,600.07				



Population 1980 **6,959**  
 Population 1982 **7,004**  
 S & P Rating  
 Moody Rating

General Tax Rate Per \$100.

State Equalized Tax Rate **3.84**  
**1.87**

**BUENA VISTA TOWNSHIP - ATLANTIC CO.****Form of Government:****Township Committee****Number of Members on Governing Body - 5****PER CAPITA:**

Gross Debt **324.44**  
 Net Debt **33.58**  
 Debt Service **5.45**  
 Total Tax Levy **377.39**  
 Municipal Expenditures **199.86**

**PER CENT:**

Gross Debt **1.96**  
 Net Debt **.20**  
 Tax Levy Collected **84.88**  
 Tax Levy Cancelled, Abated or Adjusted

EXPENDITURES		REVENUES-REALIZED		1982 PROPERTY TAX	
<b>GENERAL GOVERNMENT</b>				<b>STATE EQUALIZED TAX RATE</b> →	
Governing Body & Public Boards		1982 Property Taxes Collected		Local District School Taxes	
Municipal Clerk		2,242,366.92		Regional & Consolidated School Tax <b>1.41</b>	
Financial Administration		17,925.00		School Taxes in Municipal Budget	
Assessment of Taxes		26,000.00		County Taxes <b>.41</b> *	
Collection of Taxes		48,900.00		County Library Taxes <b>.02</b>	
Planning, Housing & Development		14,500.00		Local Municipal Purpose Taxes <b>.02</b>	
Human Resources		9,500.00		Veteran & Senior Citizen Taxes	
Elections		4,000.00		Total Taxes for Rate Computation <b>1.86</b>	
General Administration (other)		141,540.00		Special District Taxes	
<b>JUDICIARY</b>				Bank Corp. Taxes	
Municipal Courts		19,600.00		Added and Omitted Taxes	
<b>PUBLIC SAFETY</b>				Total Taxes Levied - ABSTRACT	
Fire Protection		27,000.00		Total Taxes Billed	
Police Protection		13,500.00		1982 TAXES COLLECTED	
Civil Defense & Disaster Control		1,000.00		1982 Taxes Cancelled, Abated or Adjusted	
Environmental Inspection & Control				Transfer to Tax Title Liens or Foreclosed	
Other Public Safety				Balance Outstanding Dec. 31, 1982	
<b>PUBLIC WORKS</b>				<b>359,577.85</b>	
Streets and Drainage		402,135.67		<b>PRIOR YEARS TAXES OUTSTANDING</b>	
Sewers and Sewage Processing				Balance January 1, 1982	
Garbage and Trash Disposal				Collected in 1982	
Public Buildings and Grounds		31,000.00		Cancelled, Abated or Adjusted 1982	
Other Public Works				Transfers to Tax Title Liens or Foreclosed	
<b>HEALTH and WELFARE</b>				Balance December 31, 1982	
Health Services Except Environmental		15,006.07		<b>TAX TITLE LIENS OUTSTANDING</b>	
Welfare-Public Assistance		6,920.00		Balance January 1, 1982	
Hospitals, Clinics, First Aid				Transfer From Taxes	
Animal, Insect, & Rodent Control		7,000.00		Redeemed in 1982	
Other Welfare Services				Cancelled, Abated or Adjusted (1982)	
<b>RECREATION and CONSERVATION</b>				Transfers to Foreclosed Property	
Beaches and Boardwalks				Balance December 31, 1982	
Parks, Playgrounds, Shade Trees		32,000.00		<b>PROPERTY ACQUIRED BY DEED OR FORECLOSURE</b>	
Land Reclamation & Conservation				Balance January 1, 1982	
Other Recreational Services				Transfers From Taxes or Liens	
<b>EDUCATION (excluding schools)</b>				Sole for Cash (1982)	
Libraries				Cancelled, Abated or Adjusted (1982)	
Other Educational Services				Balance December 31, 1982	
<b>STATUTORY EXPENDITURES</b>				<b>492,855.06</b>	
Pensions & F. I. C. A.		37,000.00		<b>CURRENT FINANCES DECEMBER 31, 1982</b>	
Employee Fringe Benefits				<b>ASSETS</b>	
Other Statutory Expenditures		3,500.00		Cash Dec. 31, 1982	
<b>CETA And Other Public Employment Programs</b>				Taxes Receivable	
<b>MUNICIPAL FUNCTIONS</b>				Tax Title Liens	
<b>CAPITAL IMPROVEMENTS</b>				Foreclosed Property	
<b>DEBT SERVICE</b>				Emergencies & Other Deferred Charges	
Principal Payments		6,000.00		State and Federal Aid Receivable	
Interest Payments		32,193.00		Other Receivables	
				Total	
<b>DEFERRED CHARGES</b>				<b>2,389,114.71</b>	
SCHOOL, COUNTY, SPECIAL DISTRICT TAXES		9,631.85		<b>LIABILITIES, RESERVES, AND SURPLUS</b>	
RESERVE FOR UNCOLLECTED TAXES		2,559,160.28		Cash Liabilities	
<b>EXPENDITURES</b>				Reserves for Receivables	
<b>TOTAL</b>				Surplus Dec. 31, 1982	
				Total	
				<b>2,389,114.71</b>	

0305

Population 1980 **10,246**  
 Population 1982 **10,641**  
 S & P Rating  
 Moody Rating **AA**

General Tax Rate Per \$100.

**1.27**

State Equalized Tax Rate

**1.08****BURLINGTON CITY - BURLINGTON COUNTY****Form of Government:****Special Charter (P.L. 1851 c. 149)****Number of Members on Governing Body - 12**

PER CAPITA:

Gross Debt **374.87**  
 Net Debt **316.70**  
 Debt Service **19.45**  
 Total Tax Levy **182.67**  
 Municipal Expenditures **1,010.91**

PER CENT:

Gross Debt **2.51**  
 Net Debt **2.12**  
 Tax Levy Collected **93.91**  
 Tax Levy Cancelled, Abated or Adjusted **1.15**

EXPENDITURES		REVENUES-REALIZED		1982 PROPERTY TAX	
<b>GENERAL GOVERNMENT</b>				<b>STATE EQUALIZED TAX RATE</b>	
Governing Body & Public Boards		1982 Property Taxes Collected	<b>1,804,782.90</b>	Local District School Taxes	<b>.39</b> 652,786.00
Municipal Clerk		1982 Payments in Lieu of Taxes		Regional & Consolidated School Tax	
Financial Administration	<b>154,000.00</b>	Delinquent Tax & Lien Collections	<b>91,242.91</b>	School Taxes in Municipal Budget	<b>.05</b> 54,464.00
Assessment of Taxes	<b>32,000.00</b>	Business Personality Replacement Taxes	<b>131,446.68</b>	County Taxes	<b>.60</b> 1,073,039.94
Collection of Taxes	<b>122,000.00</b>	Taxes from Public Utilities	<b>7,172,200.00</b>	County Library Taxes	<b>.03</b> 59,866.77
Planning, Housing & Development	<b>55,500.00</b>	Other Miscellaneous Tax Revenues		Local Municipal Purpose Taxes	
Human Resources	<b>50,500.00</b>	State Aid Revenues	<b>143,720.18</b>	Veteran & Senior Citizen Taxes	<b>153,450.00</b>
Elections		Federal Aid Revenues		Total Taxes for Rate Computation	<b>1.07</b> 2,073,606.71
General Administration (other)	<b>1,050,500.00</b>	State and Local Fiscal Assistance Act Utilized	<b>256,635.00</b>	Special District Taxes	
<b>JUDICIARY</b>		Sale of Acquired Property		Bank Corp. Taxes	<b>22,904.17</b>
Municipal Courts	<b>67,000.00</b>	Other Miscellaneous Revenues	<b>1,242,911.75</b>	Added and Omitted Taxes	<b>762.04</b>
<b>PUBLIC SAFETY</b>		Total	<b>10,642,939.42</b>	Total Taxes Levied - ABSTRACT	<b>1,943,822.92</b>
Fire Protection	<b>209,500.00</b>	Prior Years Surplus Appropriated	<b>3,270,000.00</b>	Total Taxes Billed	<b>1,921,765.33</b>
Police Protection	<b>1,353,635.00</b>	REVENUES TOTAL	<b>14,112,939.42</b>	1982 TAXES COLLECTED	<b>1,804,782.90</b>
Civil Defense & Disaster Control	<b>10,000.00</b>	Reserve For Uncollected Taxes	<b>320,000.00</b>	1982 Taxes Cancelled, Abated or Adjusted	<b>2,902.25</b>
Environmental Inspection & Control	<b>141,500.00</b>	CAPITAL OUTLAY TOTAL	<b>2,237,134.83</b>	Transfer to Tax Title Liens or Foreclosed	
Other Public Safety		Public Enterprises	<b>44,386.11</b>	Balance Outstanding Dec. 31, 1982	<b>114,080.18</b>
<b>PUBLIC WORKS</b>		Recreation—Culture	<b>35,313.37</b>	PRIOR YEARS TAXES OUTSTANDING	
Streets and Drainage	<b>770,000.00</b>	Public Works	<b>1,604,086.63</b>	Balance January 1, 1982	<b>53,840.74</b>
Sewers and Sewage Processing	<b>80,000.00</b>	Buildings and Grounds	<b>553,348.72</b>	Collected in 1982	<b>51,242.91</b>
Garbage and Trash Disposal	<b>238,000.00</b>	Library and Education		Cancelled, Abated or Adjusted 1982	<b>1,047.70</b>
Public Buildings and Grounds	<b>757,000.00</b>	Conservation		Transfers to Tax Title Liens or Foreclosed	<b>215.22</b>
Other Public Works	<b>1,053,000.00</b>	All Other		Balance December 31, 1982	<b>1,334.91</b>
<b>HEALTH and WELFARE</b>		CAPITAL DEBT AUTHORIZED, DECEMBER 31, 1982		TAX TITLE LIENS OUTSTANDING	
Health Services Except Environmental	<b>90,900.00</b>	ISSUED AND UNISSUED		Balance January 1, 1982	<b>4,792.75</b>
Welfare-Public Assistance	<b>72,500.00</b>	School	<b>619,000</b>	Transfer From Taxes	<b>215.22</b>
Hospitals, Clinics, First Aid		Self-liquidating	<b>230,000</b>	Redeemed in 1982	
Animal, Insect, & Rodent Control		Other	<b>3,140,000</b>	Cancelled, Abated or Adjusted (1982)	
Other Welfare Services		Total	<b>3,989,000</b>	Transfers to Foreclosed Property	<b>5,007.97</b>
<b>RECREATION and CONSERVATION</b>		ISSUED AND OUTSTANDING		Balance December 31, 1982	
Beaches and Boardwalks		School	<b>619,000.00</b>	PROPERTY ACQUIRED BY DEED OR	
Parks, Playgrounds, Shade Trees	<b>403,000.00</b>	Self-Liquidating	<b>230,000.00</b>	FORECLOSURE	
Land Reclamation & Conservation		Other	<b>3,140,000.00</b>	Balance January 1, 1982	<b>385,932.03</b>
Other Recreational Services	<b>63,000.00</b>	Total	<b>3,989,000.00</b>	Transfers From Taxes or Liens	<b>5,007.97</b>
<b>EDUCATION (excluding schools)</b>		EQUALIZED VALUATION BASIS		Sale for Cash (1982)	
Libraries	<b>30,000.00</b>	FOR NET DEBT COMPUTATION	<b>156,863,733</b>	Cancelled, Abated or Adjusted (1982)	
Other Educational Services	<b>2,125,964.00</b>	REAL PROPERTY VALUATIONS		Balance December 31, 1982	<b>390,940.00</b>
<b>STATUTORY EXPENDITURES</b>		Code Class # of Parcels % VAL'N		CURRENT FINANCES DECEMBER 31, 1982	
Pensions & F. I. C. A.	<b>530,000.36</b>	1 Vacant Land 403 2.01	<b>2,530,480.00</b>	ASSETS	
Employee Fringe Benefits	<b>242,000.00</b>	2 Residential 2969 62.27	<b>90,740,700.00</b>	Cash Dec. 31, 1982	<b>7,676,332.60</b>
Other Statutory Expenditures	<b>50,000.00</b>	3 Farm 4 .03	<b>47,100.00</b>	Taxes Receivable	<b>115,415.09</b>
CETA And Other Public Employment Programs		4a Commercial 360 21.43	<b>31,223,500.00</b>	Tax Title Liens	
<b>MUNICIPAL FUNCTIONS TOTAL</b>	<b>9,751,499.36</b>	4b Industrial 19 11.71	<b>17,065,300.00</b>	Foreclosed Property	<b>390,940.00</b>
<b>CAPITAL IMPROVEMENTS *MEMO*</b>	<b>1,193,356.00</b>	4c Apartments 15 2.55	<b>3,710,600.00</b>	Emergencies & Other Deferred Charges	<b>195,113.01</b>
<b>DEBT SERVICE</b>		Total 3770	<b>145,717,680.00</b>	State and Federal Aid Receivable	
Principal Payments	<b>160,000.00</b>	Land Area 3.44 Sq. Miles		Other Receivables	<b>161,905.25</b>
Interest Payments	<b>46,971.00</b>	Net Valuation Taxable-Municipal	<b>151,394,557</b>	Total	<b>8,539,705.95</b>
<b>TYPE I SCHL DEBT *MEMO</b>	<b>164,096.00</b>	Net Valuation Taxable-County	<b>175,811,078</b>	LIABILITIES, RESERVES, AND SURPLUS	
DEFERRED CHARGES	<b>478,662.72</b>	State Equalized Valuation	<b>177,428,622</b>	Cash Liabilities	<b>2,925,799.30</b>
SCHOOL, COUNTY, SPECIAL DISTRICT TAXES	<b>1,520,156.71</b>	State Equalization Ratio	<b>84.86</b>	Reserves for Receivables	<b>668,260.34</b>
RESERVE FOR UNCOLLECTED TAXES	<b>320,000.00</b>			Surplus Dec. 31, 1982	<b>4,945,646.31</b>
<b>EXPENDITURES TOTAL</b>	<b>12,677,289.79</b>			Total	<b>8,539,705.95</b>

1981/3000

\* ABOVE DEBT SERVICE INCLUDES TYPE I SCHOOL DEBT



**0306**  
 Population 1980 **11,527**  
 Population 1982 **11,616**  
 S & P Rating  
 Moody Rating **BAA1**

General Tax Rate Per \$100. **3.23**  
 State Equalized Tax Rate **2.13**

**BURLINGTON TWP. - BURLINGTON CO.**  
**Form of Government:**  
**Mayor-Council Plan E (OMCL 50)**  
**Number of Members on Governing Body - 7**

**PER CAPITAL:**  
 Gross Debt **1,374.31**  
 Net Debt **979.72**  
 Debt Service **95.30**  
 Total Tax Levy **484.75**  
 Municipal Expenditures **537.98**

**PER CENT:**  
 Gross Debt **6.81**  
 Net Debt **4.86**  
 Tax Levy Collected **94.95**  
 Tax Levy Cancelled, Abated or Adjusted **.45**

EXPENDITURES		REVENUES-REALIZED		1982 PROPERTY TAX	
<b>GENERAL GOVERNMENT</b>				<b>STATE EQUALIZED TAX RATE</b>	
Governing Body & Public Boards	78,969.00	1982 Property Taxes Collected	5,333,191.11	Local District School Taxes	1.40
Municipal Clerk	74,803.00	1982 Payments in Lieu of Taxes		Regional & Consolidated School Tax	
Financial Administration	77,653.00	Delinquent Tax & Lien Collections	257,735.18	School Taxes in Municipal Budget	.03
Assessment of Taxes	48,235.00	Business Personalty Replacement Taxes	335,207.84	County Taxes	.60
Collection of Taxes	75,845.00	Taxes from Public Utilities	3,190,155.00	County Library Taxes	.03
Planning, Housing & Development	58,368.00	Other Miscellaneous Tax Revenues		Local Municipal Purpose Taxes	.06
Human Resources	4,100.00	State Aid Revenues	121,249.70	Veteran & Senior Citizen Taxes	
Elections		Federal Aid Revenues	333,820.00	Total Taxes for Rate Computation	2.12
General Administration (other)	463,265.00	State and Local Fiscal Assistance Act Utilized	275,198.00	Special District Taxes	
<b>JUDICIARY</b>		Other Miscellaneous Revenues	819,758.43	Bank Corp. Taxes	18,196.60
Municipal Courts	49,403.00	Total	10,666,315.26	Added and Omitted Taxes	272,138.80
<b>PUBLIC SAFETY</b>		Prior Years Surplus Appropriated	1,575,172.00	Total Taxes Levied - ABSTRACT	5,630,835.68
Fire Protection	172,950.00	REVENUES	12,241,487.26	Total Taxes Billed	5,616,934.76
Police Protection	1,114,037.00	Reserve For Uncollected Taxes	418,427.50	1982 TAXES COLLECTED	5,333,191.11
Civil Defense & Disaster Control	19,503.00	<b>CAPITAL OUTLAY</b>		1982 Taxes Cancelled, Abated or Adjusted	25,097.10
Environmental Inspection & Control	135,123.00	<b>TOTAL</b>		Transfer to Tax Title Liens or Foreclosed	8,013.63
Other Public Safety				Balance Outstanding Dec. 31, 1982	250,632.92
<b>PUBLIC WORKS</b>				<b>PRIOR YEARS TAXES OUTSTANDING</b>	
Streets and Drainage	653,826.00	Public Enterprises	500,376.16	Balance January 1, 1982	267,864.94
Sewers and Sewage Processing	329,000.00	Recreation—Culture	10,842.59	Collected in 1982	257,735.18
Garbage and Trash Disposal	163,524.00	Public Works	226,372.91	Cancelled, Abated or Adjusted 1982	2,073.50
Public Buildings and Grounds	237,548.00	Buildings and Grounds	421,942.46	Transfers to Tax Title Liens or Foreclosed	7,818.69
Other Public Works	166,038.00	Library and Education		Balance December 31, 1982	237.57
<b>HEALTH and WELFARE</b>		Conservation		<b>TAX TITLE LIENS OUTSTANDING</b>	
Health Services Except Environmental		All Other		Balance January 1, 1982	3,737.59
Welfare-Public Assistance	5,000.00	<b>CAPITAL DEBT AUTHORIZED, DECEMBER 31, 1982</b>		Transfer From Taxes	16,716.72
Hospitals, Clinics, First Aid		ISSUED AND UNISSUED	GROSS DEBT	Redeemed in 1982	
Animal, Insect, & Rodent Control		School	1,728,000	Cancelled, Abated or Adjusted (1982)	
Other Welfare Services	14,181.00	Self-liquidating	7,001,000	Transfers to Foreclosed Property	
<b>RECREATION and CONSERVATION</b>		Other	7,235,000	Balance December 31, 1982	20,454.31
Beaches and Boardwalks		Total	15,964,000	<b>PROPERTY ACQUIRED BY DEED OR FORECLOSURE</b>	
Parks, Playgrounds, Shade Trees	1,500.00	<b>ISSUED AND OUTSTANDING</b>		Balance January 1, 1982	23,550.50
Land Reclamation & Conservation	500.00	School	1,728,000.00	Transfers From Taxes or Liens	
Other Recreational Services	142,937.00	Self-Liquidating	5,611,000.00	Sale for Cash (1982)	
<b>EDUCATION (excluding schools)</b>		Other	5,965,000.00	Cancelled, Abated or Adjusted (1982)	
Libraries	2,500.00	Total	13,304,000.00	Balance December 31, 1982	23,550.50
Other Educational Services		<b>EQUALIZED VALUATION BASIS</b>		<b>CURRENT FINANCES DECEMBER 31, 1982</b>	
<b>STATUTORY EXPENDITURES</b>		<b>FOR NET DEBT COMPUTATION</b>		<b>ASSETS</b>	
Pensions & F. I. C. A.	336,000.00	<b>REAL PROPERTY VALUATIONS</b>		Cash Dec. 31, 1982	4,106,344.17
Employee Fringe Benefits	151,000.00	Code	Class # of Parcels % VAL'N	Taxes Receivable	250,870.49
Other Statutory Expenditures	10,000.00	1	Vacant Land 321 7.17	Tax Title Liens	20,454.31
<b>CETA And Other Public Employment Programs</b>		2	Residential 2,585 47.13	Foreclosed Property	23,550.50
<b>MUNICIPAL FUNCTIONS</b>		3	Farm 156 1.92	Emergencies & Other Deferred Charges	
CAPITAL IMPROVEMENTS	*MEMO* 5,000.00	4a	Commercial 139 14.90	State and Federal Aid Receivable	11,763.27
<b>DEBT SERVICE</b>		4b	Industrial 36 20.33	Other Receivables	110,293.55
Principal Payments	525,000.00	4c	Apartments 13 8.55	Total	4,523,276.29
Interest Payments	582,014.47	Total	3,250	<b>LIABILITIES, RESERVES, AND SURPLUS</b>	
TYPE I SCHL DEBT *MEMO	115,882.50	Land Area 14.20 Sq. Miles		Cash Liabilities	2,351,212.92
DEFERRED CHARGES	157,952.26	Net Valuation Taxable-Municipal		Reserves for Receivables	405,168.85
SCHOOL, COUNTY, SPECIAL DISTRICT TAXES	5,154,500.28	Net Valuation Taxable-County		Surplus Dec. 31, 1982	1,726,894.52
RESERVE FOR UNCOLLECTED TAXES	418,427.50	State Equalized Valuation		Total	4,523,276.29
EXPENDITURES	TOTAL 11,443,702.51	State Equalization Ratio			
		65.83			

1981/3000

\* ABOVE DEBT SERVICE INCLUDES TYPE I SCHOOL DEBT



Population 1980 **7,616**  
 Population 1982 **7,506**  
 S & P Rating **BBB+**  
 Moody Rating **A**

General Tax Rate Per \$100. **5.87**  
 State Equalized Tax Rate **2.32**

**BUTLER BOROUGH - MORRIS COUNTY****Form of Government:****Borough Council****Number of Members on Governing Body - 6****PER CAPITA:**

Gross Debt **939.57**  
 Net Debt **823.39**  
 Debt Service **50.28**  
 Total Tax Levy **562.65**  
 Municipal Expenditures **334.72**

**PER CENT:**

Gross Debt **4.28**  
 Net Debt **3.75**  
 Tax Levy Collected **97.55**  
 Tax Levy Cancelled, Abated or Adjusted **1.9**

EXPENDITURES		REVENUES-REALIZED		1982 PROPERTY TAX	
<b>GENERAL GOVERNMENT</b>				<b>STATE EQUALIZED TAX RATE</b> <b>1.69</b>	
Governing Body & Public Boards		1982 Property Taxes Collected	<b>4,115,385.07</b>	Local District School Taxes	<b>3,064,251.50</b>
Municipal Clerk		1982 Payments in Lieu of Taxes		Regional & Consolidated School Tax	
Financial Administration		Delinquent Tax & Lien Collections	<b>132,594.36</b>	School Taxes in Municipal Budget	
Assessment of Taxes	<b>17,807.55</b>	Business Personalty Replacement Taxes	<b>173,768.44</b>	County Taxes	<b>684,702.02</b>
Collection of Taxes	<b>37,450.00</b>	Taxes from Public Utilities	<b>844,619.00</b>	County Library Taxes	<b>25,861.51</b>
Planning, Housing & Development	<b>38,450.00</b>	Other Miscellaneous Tax Revenues		Local Municipal Purpose Taxes	<b>431,469.80</b>
Human Resources	<b>2,091.96</b>	State Aid Revenues	<b>52,043.73</b>	Veteran & Senior Citizen Taxes	<b>66,425.00</b>
Elections		Federal Aid Revenues		Total Taxes for Rate Computation	<b>4,272,709.83</b>
General Administration (other)	<b>191,587.78</b>	State and Local Fiscal Assistance Act Utilized	<b>63,446.00</b>	Special District Taxes	
<b>JUDICIARY</b>		Sale of Acquired Property		Bank Corp. Taxes	<b>7,168.70</b>
Municipal Courts	<b>21,084.00</b>	Other Miscellaneous Revenues	<b>357,251.64</b>	Added and Omitted Taxes	<b>9,789.36</b>
<b>PUBLIC SAFETY</b>		Total	<b>5,739,108.24</b>	Total Taxes Levied - ABSTRACT	<b>4,223,242.89</b>
Fire Protection	<b>48,655.00</b>	Prior Years Surplus Appropriated	<b>620,000.00</b>	Total Taxes Billed	<b>4,218,848.83</b>
Police Protection	<b>561,765.68</b>	<b>REVENUES TOTAL</b>	<b>6,359,108.24</b>	1982 TAXES COLLECTED	<b>4,115,385.07</b>
Civil Defense & Disaster Control	<b>2,000.00</b>	Reserve For Uncollected Taxes	<b>250,555.58</b>	1982 Taxes Cancelled, Abated or Adjusted	<b>7,922.09</b>
Environmental Inspection & Control	<b>18,425.00</b>	<b>CAPITAL OUTLAY TOTAL</b>	<b>653,296.35</b>	Transfer to Tax Title Liens or Foreclosed	
Other Public Safety		Public Enterprises	<b>249,433.29</b>	Balance Outstanding Dec. 31, 1982	<b>95,541.67</b>
<b>PUBLIC WORKS</b>		Recreation—Culture		<b>PRIOR YEARS TAXES OUTSTANDING</b>	
Streets and Drainage	<b>160,235.00</b>	Public Works	<b>5,589.10</b>	Balance January 1, 1982	<b>126,486.27</b>
Sewers and Sewage Processing	<b>152,000.00</b>	Buildings and Grounds	<b>298,273.96</b>	Collected in 1982	<b>126,486.27</b>
Garbage and Trash Disposal	<b>218,686.27</b>	Library and Education		Cancelled, Abated or Adjusted 1982	
Public Buildings and Grounds	<b>44,893.00</b>	Conservation		Transfers to Tax Title Liens or Foreclosed	
Other Public Works		All Other		Balance December 31, 1982	
<b>HEALTH and WELFARE</b>		<b>CAPITAL DEBT AUTHORIZED, DECEMBER 31, 1982</b>		<b>TAX TITLE LIENS OUTSTANDING</b>	
Health Services Except Environmental	<b>50,615.00</b>	ISSUED AND UNISSUED		Balance January 1, 1982	<b>6,115.62</b>
Welfare-Public Assistance	<b>5,000.00</b>	GROSS DEBT		Transfer From Taxes	
Hospitals, Clinics, First Aid		School	<b>872,000</b>	Redeemed in 1982	<b>6,108.09</b>
Animal, Insect, & Rodent Control		Self-liquidating	<b>4,017,500</b>	Cancelled, Abated or Adjusted (1982)	
Other Welfare Services	<b>1,150.44</b>	Other	<b>2,162,900</b>	Transfers to Foreclosed Property	
<b>RECREATION and CONSERVATION</b>		Total	<b>7,052,400</b>	Balance December 31, 1982	<b>7.53</b>
Beaches and Boardwalks		ISSUED AND OUTSTANDING		<b>PROPERTY ACQUIRED BY DEED OR FORECLOSURE</b>	
Parks, Playgrounds, Shade Trees	<b>500.00</b>	School	<b>872,000.00</b>	Balance January 1, 1982	<b>71,900.00</b>
Land Reclamation & Conservation		Self-Liquidating	<b>2,420,000.00</b>	Transfers From Taxes or Liens	
Other Recreational Services	<b>42,953.00</b>	Other	<b>1,787,000.00</b>	Sale for Cash (1982)	
<b>EDUCATION (excluding schools)</b>		Total	<b>5,079,000.00</b>	Cancelled, Abated or Adjusted (1982)	
Libraries	<b>41,000.00</b>	<b>EQUALIZED VALUATION BASIS</b>		Balance December 31, 1982	<b>71,900.00</b>
Other Educational Services	<b>4,300.00</b>	<b>FOR NET DEBT COMPUTATION</b>	<b>164,932,046</b>	<b>CURRENT FINANCES DECEMBER 31, 1982</b>	
<b>STATUTORY EXPENDITURES</b>		<b>REAL PROPERTY VALUATIONS</b>		<b>ASSETS</b>	
Pensions & F. I. C. A.	<b>115,147.00</b>	Code Class # of Parcels % VAL'N		Cash Dec. 31, 1982	<b>1,041,705.13</b>
Employee Fringe Benefits	<b>63,000.00</b>	1 Vacant Land 149 2.66		Taxes Receivable	<b>95,541.67</b>
Other Statutory Expenditures	<b>4,000.00</b>	2 Residential 1949 73.10		Tax Title Liens	<b>7.53</b>
<b>CETA And Other Public Employment Programs</b>		3 Farm		Foreclosed Property	<b>71,900.00</b>
<b>MUNICIPAL FUNCTIONS TOTAL</b>	<b>1,882,796.68</b>	4a Commercial 106 12.34	<b>8,779,350.00</b>	Emergencies & Other Deferred Charges	
<b>CAPITAL IMPROVEMENTS *MEMC*</b>	<b>30,000.00</b>	4b Industrial 24 7.97	<b>5,670,000.00</b>	State and Federal Aid Receivable	
<b>DEBT SERVICE</b>		4c Apartments 6 3.94	<b>2,805,100.00</b>	Other Receivables	<b>22,390.45</b>
Principal Payments	<b>180,000.00</b>	Total 2234	<b>71,172,960.00</b>	Total	<b>1,231,544.78</b>
Interest Payments	<b>157,397.22</b>	Land Area 1.97 Sq. Miles		<b>LIABILITIES, RESERVES, AND SURPLUS</b>	
<b>DEFERRED CHARGES</b>	<b>1,683.53</b>	Net Valuation Taxable-Municipal	<b>71,704,577</b>	Cash Liabilities	<b>171,152.74</b>
<b>SCHOOL, COUNTY, SPECIAL DISTRICT TAXES</b>	<b>3,774,815.03</b>	Net Valuation Taxable-County	<b>196,239,588</b>	Reserves for Receivables	<b>189,839.65</b>
<b>RESERVE FOR UNCOLLECTED TAXES</b>	<b>250,555.58</b>	State Equalized Valuation	<b>180,906,213</b>	Surplus Dec. 31, 1982	<b>870,552.39</b>
<b>EXPENDITURES TOTAL</b>	<b>6,287,248.04</b>	State Equalization Ratio	<b>39.46</b>	Total	<b>1,231,544.78</b>

1904

Population 1980 7,502

Population 1982 7,519

S &amp; P Rating

Moody Rating

General Tax Rate Per \$100.

5.41

State Equalized Tax Rate

2.73

## BYRAM TOWNSHIP – SUSSEX COUNTY

Form of Government:

Township Committee

Number of Members on Governing Body – 5

PER CAPITA:

Gross Debt 773.62

Net Debt 88.64

Debt Service 9.70

Total Tax Levy 686.50

Municipal Expenditures 260.18

PER CENT:

Gross Debt 3.35

Net Debt .38

Tax Levy Collected 93.19

Tax Levy Cancelled, Abated  
or Adjusted .08

EXPENDITURES		REVENUES-REALIZED		1982 PROPERTY TAX	
GENERAL GOVERNMENT				STATE EQUALIZED TAX RATE →	
Governing Body & Public Boards		1982 Property Taxes Collected	4,815,123.26	Local District School Taxes .55	1,858,817.80
Municipal Clerk		1982 Payments in Lieu of Taxes	26,040.93	Regional & Consolidated School Tax .64	1,211,535.30
Financial Administration	46,445.22	Delinquent Tax & Lien Collections	286,995.92	School Taxes in Municipal Budget	
Assessment of Taxes	18,320.57	Business Personalty Replacement Taxes	23,749.95	County Taxes .56	* 1,053,462.59
Collection of Taxes	35,781.12	Taxes from Public Utilities	288,769.00	County Library Taxes .03	58,278.60
Planning, Housing & Development	22,265.19	Other Miscellaneous Tax Revenues		Local Municipal Purpose Taxes .50	934,241.50
Human Resources		State Aid Revenues	50,699.17	Veteran & Senior Citizen Taxes	42,225.00
Elections	1,704.00	Federal Aid Revenues		Total Taxes for Rate Computation 2.72	5,158,560.79
General Administration (other)	261,858.26	State and Local Fiscal Assistance Act Utilized	67,034.00	Special District Taxes	
JUDICIARY		Sale of Acquired Property	668.00	Bank Corp. Taxes	3,744.00
Municipal Courts	21,644.72	Other Miscellaneous Revenues	151,489.72	Added and Omitted Taxes	41,718.99
PUBLIC SAFETY		Total	5,750,569.95	Total Taxes Levied - ABSTRACT	5,161,798.78
Fire Protection	25,977.01	Prior Years Surplus Appropriated	336,000.00	Total Taxes Billed	5,166,844.54
Police Protection	389,610.33	REVENUES TOTAL	6,086,569.95	1982 TAXES COLLECTED	4,815,123.26
Civil Defense & Disaster Control	2,948.45	Reserve For Uncollected Taxes	459,111.73	1982 Taxes Cancelled, Abated or Adjusted	4,293.46
Environmental Inspection & Control	28,994.00	CAPITAL OUTLAY TOTAL	462,507.11	Transfer to Tax Title Liens or Foreclosed	62,884.55
Other Public Safety				Balance Outstanding Dec. 31, 1982	284,543.27
PUBLIC WORKS				PRIOR YEARS TAXES OUTSTANDING	
Streets and Drainage	277,665.61	Public Enterprises		Balance January 1, 1982	249,945.28
Sewers and Sewage Processing		Recreation—Culture	189,000.00	Collected in 1982	186,531.19
Garbage and Trash Disposal		Public Works	261,620.11	Cancelled, Abated or Adjusted 1982	103.64
Public Buildings and Grounds	12,055.31	Buildings and Grounds	11,887.00	Transfers to Tax Title Liens or Foreclosed	33,414.30
Other Public Works	54,335.83	Library and Education		Balance December 31, 1982	29,896.15
HEALTH and WELFARE		Conservation		TAX TITLE LIENS OUTSTANDING	
Health Services Except Environmental	37,184.83	All Other		Balance January 1, 1982	165,791.86
Welfare-Public Assistance	6,729.00	CAPITAL DEBT AUTHORIZED, DECEMBER 31, 1982		Transfer From Taxes	100,929.42
Hospitals, Clinics, First Aid		ISSUED AND UNISSUED		Redeemed in 1982	100,464.73
Animal, Insect, & Rodent Control	6,139.71	School	5,015,400	Cancelled, Abated or Adjusted (1982)	564.44
Other Welfare Services		Self-liquidating		Transfers to Foreclosed Property	17,819.57
RECREATION and CONSERVATION		Other	801,478	Balance December 31, 1982	147,872.54
Beaches and Boardwalks		Total	5,816,878	PROPERTY ACQUIRED BY DEED OR	
Parks, Playgrounds, Shade Trees	10,489.55	ISSUED AND OUTSTANDING		FORECLOSURE	
Land Reclamation & Conservation	1,258.22	School	3,071,900.46	Balance January 1, 1982	300,740.43
Other Recreational Services	8,033.40	Self-liquidating		Transfers From Taxes or Liens	17,819.57
EDUCATION (excluding schools)		Other	801,000.00	Sale for Cash (1982)	
Libraries	895.00	Total	3,872,900.46	Cancelled, Abated or Adjusted (1982)	
Other Educational Services		EQUALIZED VALUATION BASIS		Balance December 31, 1982	318,560.00
STATUTORY EXPENDITURES		FOR NET DEBT COMPUTATION	173,800,705	CURRENT FINANCES DECEMBER 31, 1982	
Pensions & F. I. C. A.	56,200.00	REAL PROPERTY VALUATIONS		ASSETS	
Employee Fringe Benefits	54,709.59	Code Class # of Parcels % VAL'N		Cash Dec. 31, 1982	711,783.37
Other Statutory Expenditures	3,000.00	1 Vacant Land 1048 7.31	6,874,793.00	Taxes Receivable	314,439.42
CETA And Other Public Employment Programs		2 Residential 2569 87.30	82,126,800.00	Tax Title Liens	147,872.54
MUNICIPAL FUNCTIONS	1,424,244.92	3 Farm 50 .16	157,350.00	Foreclosed Property	318,560.00
CAPITAL IMPROVEMENTS	*MEMO* 123,137.00	4a Commercial 57 4.68	4,400,400.00	Emergencies & Other Deferred Charges	
DEBT SERVICE		4b Industrial 9 .43	405,400.00	State and Federal Aid Receivable	10,201.39
Principal Payments	45,000.00	4c Apartments 2 .11	105,700.00	Other Receivables	8,374.36
Interest Payments	27,945.00	Total 3735	94,070,443.00	Total	1,511,231.08
DEFERRED CHARGES		Land Area 20.60 Sq. Miles		LIABILITIES, RESERVES, AND SURPLUS	
SCHOOL, COUNTY, SPECIAL DISTRICT TAXES	4,182,094.29	Net Valuation Taxable-Municipal	54,734,298	Cash Liabilities	316,876.65
RESERVE FOR UNCOLLECTED TAXES	459,111.73	Net Valuation Taxable-County	179,286,369	Reserves for Receivables	789,246.32
EXPENDITURES TOTAL	6,138,395.94	State Equalized Valuation	187,237,522	Surplus Dec. 31, 1982	405,108.11
		State Equalization Ratio	50.42	Total	1,511,231.08

1981/3000

▽

\*Includes County Health Service Taxes or County Vocational School Taxes. See Table 13.



Population 1980 7,624  
 Population 1982 7,633  
 S & P Rating  
 Moody Rating

General Tax Rate Per \$100.  
 5.42  
 State Equalized Tax Rate  
 3.13

## CALDWELL BORO. - TWP. - ESSEX COUNTY

## Form of Government:

## Borough Council

## Number of Members on Governing Body - 6

## PER CAPITA:

Gross Debt 609.78  
 Net Debt 384.45  
 Debt Service 68.11  
 Total Tax Levy 763.73  
 Municipal Expenditures 395.56

## PER CENT:

Gross Debt 2.81  
 Net Debt 1.77  
 Tax Levy Collected 97.67  
 Tax Levy Cancelled, Abated  
 or Adjusted .59

EXPENDITURES		REVENUES-REALIZED		1982 PROPERTY TAX	
GENERAL GOVERNMENT				STATE EQUALIZED TAX RATE	
Governing Body & Public Boards		1982 Property Taxes Collected	5,681,611.52	Local District School Taxes	1.42 2,637,453.48
Municipal Clerk		1982 Payments in Lieu of Taxes		Regional & Consolidated School Tax	
Financial Administration	45,231.00	Delinquent Tax & Lien Collections	100,926.87	School Taxes in Municipal Budget	
Assessment of Taxes	17,700.00	Business Personalty Replacement Taxes	123,074.36	County Taxes	1.05 1,955,820.95
Collection of Taxes	20,057.98	Taxes from Public Utilities	464,454.00	County Library Taxes	
Planning, Housing & Development	4,000.00	Other Miscellaneous Tax Revenues		Local Municipal Purpose Taxes	.65 1,210,133.80
Human Resources	28,000.00	State Aid Revenues	88,978.05	Veteran & Senior Citizen Taxes	46,050.00
Elections	1,810.00	Federal Aid Revenues		Total Taxes for Rate Computation	3.12 5,849,458.23
General Administration (other)	215,674.08	State and Local Fiscal Assistance Act Utilized	58,327.00	Special District Taxes	
JUDICIARY		Sale of Acquired Property		Bank Corp. Taxes	21,181.95
Municipal Courts	40,503.53	Other Miscellaneous Revenues	511,991.67	Added and Omitted Taxes	4,926.85
PUBLIC SAFETY				Total Taxes Levied - ABSTRACT	5,829,517.03
Fire Protection	40,805.00			Total Taxes Billed	5,816,890.41
Police Protection	654,543.12	Prior Years Surplus Appropriated	608,000.00	1982 TAXES COLLECTED	5,681,611.52
Civil Defense & Disaster Control	180.00	REVENUES	7,697,403.47	1982 Taxes Cancelled, Abated or Adjusted	34,460.92
Environmental Inspection & Control	24,013.00	Reserve For Uncollected Taxes	202,692.33	Transfer to Tax Title Liens or Foreclosed	3,989.12
Other Public Safety		CAPITAL OUTLAY	126,440.01	Balance Outstanding Dec. 31, 1982	96,828.85
PUBLIC WORKS				PRIOR YEARS TAXES OUTSTANDING	
Streets and Drainage	279,863.41	Public Enterprises	4,153.12	Balance January 1, 1982	104,308.12
Sewers and Sewage Processing	140,000.00	Recreation—Culture	7,846.55	Collected in 1982	100,926.87
Garbage and Trash Disposal	126,541.00	Public Works	77,492.57	Cancelled, Abated or Adjusted 1982	200.00
Public Buildings and Grounds	58,635.00	Buildings and Grounds	36,449.87	Transfers to Tax Title Liens or Foreclosed	3,181.25
Other Public Works		Library and Education	497.50	Balance December 31, 1982	
HEALTH and WELFARE		Conservation		TAX TITLE LIENS OUTSTANDING	
Health Services Except Environmental	45,949.00	All Other		Balance January 1, 1982	1,401.37
Welfare-Public Assistance	4,424.00	CAPITAL DEBT AUTHORIZED, DECEMBER 31, 1982		Transfer From Taxes	7,715.80
Hospitals, Clinics, First Aid		ISSUED AND UNISSUED		Redeemed in 1982	
Animal, Insect, & Rodent Control	500.00	School	707,413	Cancelled, Abated or Adjusted (1982)	
Other Welfare Services		Self-liquidating	898,000	Transfers to Foreclosed Property	
RECREATION and CONSERVATION		Other	3,049,050	Balance December 31, 1982	9,117.17
Beaches and Boardwalks		Total	4,654,463	PROPERTY ACQUIRED BY DEED OR	
Parks, Playgrounds, Shade Trees				FORECLOSURE	
Land Reclamation & Conservation	7,205.00	ISSUED AND OUTSTANDING		Balance January 1, 1982	100.00
Other Recreational Services	115,264.00	School	707,413.63	Transfers From Taxes or Liens	
EDUCATION (excluding schools)		Self-Liquidating	419,000.00	Sale for Cash (1982)	
Libraries	101,585.00	Other	2,936,300.00	Cancelled, Abated or Adjusted (1982)	
Other Educational Services	50.00	Total	4,062,713.63	Balance December 31, 1982	100.00
STATUTORY EXPENDITURES		EQUALIZED VALUATION BASIS		CURRENT FINANCES DECEMBER 31, 1982	
Pensions & F. I. C. A.	218,765.00	FOR NET DEBT COMPUTATION	165,605.903	ASSETS	
Employee Fringe Benefits	60,250.00	REAL PROPERTY VALUATIONS		Cash Dec. 31, 1982	727,089.06
Other Statutory Expenditures		Code Class # of Parcels % VAL'N		Taxes Receivable	96,828.85
CETA And Other Public Employment Programs		1 Vacant Land 46 .90	535,400.00	Tax Title Liens	9,117.17
MUNICIPAL FUNCTIONS		2 Residential 1507 66.90	69,449,900.00	Foreclosed Property	100.00
CAPITAL IMPROVEMENTS	*MEMO* 19,200.00	3 Farm		Emergencies & Other Deferred Charges	10,400.00
DEBT SERVICE		4a Commercial 187 18.42	19,124,000.00	State and Federal Aid Receivable	
Principal Payments	264,500.00	4b Industrial		Other Receivables	38,256.18
Interest Payments	255,367.64	4c Apartments 25 13.77	14,299,600.00	Total	861,791.26
DEFERRED CHARGES	5,200.00	Total 1765	103,808,900.00	LIABILITIES, RESERVES, AND SURPLUS	
SCHOOL, COUNTY, SPECIAL DISTRICT TAXES	4,593,274.43	Land Area 1.20 Sq. Miles		Cash Liabilities	365,294.76
RESERVE FOR UNCOLLECTED TAXES	202,692.33	Net Valuation Taxable-Municipal	107,231,800	Reserves for Receivables	144,402.20
EXPENDITURES		Net Valuation Taxable-County	174,658,149	Surplus Dec. 31, 1982	372,094.30
TOTAL	7,612,583.52	State Equalized Valuation	183,427,929	Total	881,791.26
		State Equalization Ratio	57.67		



Population 1980 **1,023**  
 Population 1982 **1,005**  
 S & P Rating  
 Moody Rating

General Tax Rate Per \$100.

2.55  
 State Equalized Tax Rate  
 2.61

**CALIFON BOROUGH - HUNTERDON CO.****Form of Government:****Borough Council****Number of Members on Governing Body - 6****PER CAPITA:**

Gross Debt **323.10**  
 Net Debt  
 Debt Service  
 Total Tax Levy **737.11**  
 Municipal Expenditures **264.48**

**PER CENT:**  
 Gross Debt **1.25**  
 Net Debt  
 Tax Levy Collected **93.25**  
 Tax Levy Cancelled, Abated  
 or Adjusted **.29**

EXPENDITURES		REVENUES-REALIZED		1982 PROPERTY TAX	
GENERAL GOVERNMENT				STATE EQUALIZED TAX RATE	
Governing Body & Public Boards		1982 Property Taxes Collected	688,953.93	Local District School Taxes	1.06 300,223.97
Municipal Clerk		1982 Payments in Lieu of Taxes		Regional & Consolidated School Tax	.70 196,536.10
Financial Administration	6,822.00	Delinquent Tax & Lien Collections	44,848.53	School Taxes in Municipal Budget	
Assessment of Taxes	4,083.00	Business Personally Replacement Taxes	13,530.16	County Taxes	.45 125,794.97
Collection of Taxes	5,533.00	Taxes from Public Utilities	48,267.00	County Library Taxes	.03 7,562.94
Planning, Housing & Development	1,700.00	Other Miscellaneous Tax Revenues		Local Municipal Purpose Taxes	.37 105,246.00
Human Resources	500.00	State Aid Revenues	8,477.02	Veteran & Senior Citizen Taxes	
Elections		Federal Aid Revenues		Total Taxes for Rate Computation	2.61 747,688.98
General Administration (other)	33,780.00	State and Local Fiscal Assistance Act Utilized	4,264.31	Special District Taxes	
JUDICIARY		Sole of Acquired Property		Bank Corp. Taxes	3,847.69
Municipal Courts	6,114.04	Other Miscellaneous Revenues	29,467.64	Added and Omitted Taxes	1,584.54
PUBLIC SAFETY		Total	837,808.59	Total Taxes Levied - ABSTRACT	740,796.21
Fire Protection	11,744.00	Prior Years Surplus Appropriated	22,995.80	Total Taxes Billed	738,792.45
Police Protection	61,224.00	REVENUES TOTAL	870,804.39	1982 TAXES COLLECTED	688,953.93
Civil Defense & Disaster Control	50.00	Reserve For Uncollected Taxes	55,504.41	1982 Taxes Cancelled, Abated or Adjusted	2,174.19
Environmental Inspection & Control	2,700.00	CAPITAL OUTLAY TOTAL	3,987.00	Transfer to Tax Title Liens or Foreclosed	
Other Public Safety				Balance Outstanding Dec. 31, 1982	47,664.33
PUBLIC WORKS				PRIOR YEARS TAXES OUTSTANDING	
Streets and Drainage	38,410.00	Public Enterprises		Balance January 1, 1982	48,617.77
Sewers and Sewage Processing		Recreation—Culture		Collected in 1982	44,848.53
Gorbage and Trash Disposal	3,700.00	Public Works		Cancelled, Abated or Adjusted 1982	
Public Buildings and Grounds	11,910.00	Buildings and Grounds	3,987.00	Transfers to Tax Title Liens or Foreclosed	
Other Public Works		Library and Education		Balance December 31, 1982	3,769.24
HEALTH and WELFARE		Conservation		TAX TITLE LIENS OUTSTANDING	
Health Services Except Environmental	582.00	All Other		Balance January 1, 1982	
Welfare-Public Assistance	75.00	CAPITAL DEBT AUTHORIZED, DECEMBER 31, 1982		Transfer From Taxes	
Hospitals, Clinics, First Aid		ISSUED AND UNISSUED GROSS DEBT NET DEBT		Redeemed in 1982	
Animal, Insect, & Rodent Control	150.00	School 324,714		Cancelled, Abated or Adjusted (1982)	
Other Welfare Services		Self-liquidating		Transfers to Foreclosed Property	
RECREATION and CONSERVATION		Other		Balance December 31, 1982	
Beaches and Boardwalks		Total 324,714		PROPERTY ACQUIRED BY DEED OR	
Parks, Playgrounds, Shade Trees	500.00	ISSUED AND OUTSTANDING		FORECLOSURE	
Land Reclamation & Conservation	917.00	School 324,714.82		Balance January 1, 1982	
Other Recreational Services	1,845.00	Self-Liquidating		Transfers From Taxes or Liens	
EDUCATION (excluding schools)		Other		Sole for Cosh (1982)	
Libraries	100.00	Total 324,714.82		Cancelled, Abated or Adjusted (1982)	
Other Educational Services		EQUALIZED VALUATION BASIS		Balance December 31, 1982	
STATUTORY EXPENDITURES		FOR NET DEBT COMPUTATION	26,069,569	CURRENT FINANCES DECEMBER 31, 1982	
Pensions & F. I. C. A.	9,975.16	REAL PROPERTY VALUATIONS		ASSETS	
Employee Fringe Benefits	3,500.00	Code Class # of Parcels % VAL'N		Cosh Dec. 31, 1982	176,550.93
Other Statutory Expenditures	1,300.00	1 Vacant Land 99 4.00	1,126,500.00	Taxes Receivable	51,433.57
CETA And Other Public Employment Programs		2 Residential 334 84.72	23,867,550.00	Tax Title Liens	
MUNICIPAL FUNCTIONS TOTAL	207,214.20	3 Farm 24 1.52	428,730.00	Foreclosed Property	
CAPITAL IMPROVEMENTS *MEMO*	5,000.00	4a Commercial 30 8.61	2,424,400.00	Emergencies & Other Deferred Charges	3,526.68
DEBT SERVICE		4b Industrial 5 .74	208,500.00	State and Federal Aid Receivable	501.11
Principal Payments		4c Apartments 2 .41	116,000.00	Other Receivables	2,129.13
Interest Payments		Total 494	28,171,680.00	Total	234,141.42
DEFERRED CHARGES	3,079.39	Land Area .90 Sq. Miles		LIABILITIES, RESERVES, AND SURPLUS	
SCHOOL, COUNTY, SPECIAL DISTRICT TAXES	630,117.98	Net Valuation Taxable-Municipal	28,910,112	Cash Liabilities	136,320.96
RESERVE FOR UNCOLLECTED TAXES	55,504.41	Net Valuation Taxable-County	27,314,399	Reserves for Receivables	53,562.70
EXPENDITURES TOTAL	895,915.98	State Equalized Valuation	28,255,213	Surplus Dec. 31, 1982	44,257.76
		State Equalization Ratio	102.38	Total	234,141.42

**0408**  
 Population 1980 **84,910**  
 Population 1982 **84,238**  
 S & P Rating  
 Moody Rating **BAA**

General Tax Rate Per \$100.  
**12.40**  
 State Equalized Tax Rate  
**6.32**

**CAMDEN CITY – CAMDEN COUNTY**  
**Form of Government:**  
**Mayor-Council Plan B (OMCL 50)**  
**Number of Members on Governing Body – 7**

PER CAPITA:  
 Gross Debt **549.70**  
 Net Debt **118.84**  
 Debt Service **22.28**  
 Total Tax Levy **390.35**  
 Municipal Expenditures **520.55**

PER CENT:  
 Gross Debt **10.12**  
 Net Debt **2.19**  
 Tax Levy Collected **86.85**  
 Tax Levy Cancelled, Abated or Adjusted **1.54**

EXPENDITURES		REVENUES-REALIZED		1982 PROPERTY TAX	
<b>GENERAL GOVERNMENT</b>				<b>STATE EQUALIZED TAX RATE</b> → <b>1.96</b>	
Governing Body & Public Boards	301,700.00	1982 Property Taxes Collected	28,504,686.98	Local District School Taxes	10,117,448.25
Municipal Clerk	80,870.00	1982 Payments in Lieu of Taxes	1,012,916.83	Regional & Consolidated School Tax	
Financial Administration	433,900.00	Delinquent Tax & Lien Collections	2,151,951.14	School Taxes in Municipal Budget	
Assessment of Taxes	136,500.00	Business Personality Replacement Taxes	2,289,277.26	County Taxes	1.18 *
Collection of Taxes	285,300.00	Taxes from Public Utilities	5,469,103.00	County Library Taxes	
Planning, Housing & Development	511,680.00	Other Miscellaneous Tax Revenues		Local Municipal Purpose Taxes	3.18
Human Resources	3,585,460.00	State Aid Revenues	8,645,609.45	Veteran & Senior Citizen Taxes	924,250.00
Elections	58,000.00	Federal Aid Revenues	1,888,559.00	Total Taxes for Rate Computation	6.32
General Administration (other)	2,652,580.00	State and Local Fiscal Assistance Act Utilized	1,665,405.00	Special District Taxes	
<b>JUDICIARY</b>		Sale of Acquired Property		Bank Corp. Taxes	62,228.59
Municipal Courts	344,500.00	Other Miscellaneous Revenues	5,431,518.45	Added and Omitted Taxes	171,051.91
<b>PUBLIC SAFETY</b>		Total	57,059,027.11	Total Taxes Levied - ABSTRACT	32,882,228.64
Fire Protection	7,288,020.00	Prior Years Surplus Appropriated		Total Taxes Billed	32,820,000.05
Police Protection	6,570,960.27	REVENUES TOTAL	57,059,027.11	1982 TAXES COLLECTED	28,504,686.98
Civil Defense & Disaster Control		Reserve For Uncollected Taxes	4,143,414.95	1982 Taxes Cancelled, Abated or Adjusted	503,978.89
Environmental Inspection & Control	434,045.00	CAPITAL OUTLAY TOTAL	2,737,478.76	Transfer to Tax Title Liens or Foreclosed	2,149,289.45
Other Public Safety	17,140.00			Balance Outstanding Dec. 31, 1982	1,662,044.73
<b>PUBLIC WORKS</b>				<b>PRIOR YEARS TAXES OUTSTANDING</b>	
Streets and Drainage	1,870,700.00	Public Enterprises	156,724.50	Balance January 1, 1982	2,175,470.47
Sewers and Sewage Processing		Recreation—Culture		Collected in 1982	1,401,786.75
Garbage and Trash Disposal	1,758,900.00	Public Works	746,010.18	Cancelled, Abated or Adjusted 1982	
Public Buildings and Grounds		Buildings and Grounds	1,829,467.12	Transfers to Tax Title Liens or Foreclosed	557,764.41
Other Public Works	269,830.00	Library and Education	5,276.96	Balance December 31, 1982	215,919.31
<b>HEALTH and WELFARE</b>		Conservation		<b>TAX TITLE LIENS OUTSTANDING</b>	
Health Services Except Environmental	551,885.57	All Other		Balance January 1, 1982	4,764,728.37
Welfare-Public Assistance	989,220.00	CAPITAL DEBT AUTHORIZED, DECEMBER 31, 1982		Transfer From Taxes	2,763,687.73
Hospitals, Clinics, First Aid		ISSUED AND UNISSUED GROSS DEBT		Redeemed in 1982	750,164.39
Animal, Insect, & Rodent Control	120,595.00	School	28,071,000	Cancelled, Abated or Adjusted (1982)	
Other Welfare Services		Self-liquidating	7,384,000	Transfers to Foreclosed Property	882,907.67
<b>RECREATION and CONSERVATION</b>		Other	10,851,000	Balance December 31, 1982	5,895,344.04
Beaches and Boardwalks		Total	46,306,000	<b>PROPERTY ACQUIRED BY DEED OR FORECLOSURE</b>	
Parks, Playgrounds, Shade Trees		ISSUED AND OUTSTANDING		Balance January 1, 1982	15,530,217.00
Land Reclamation & Conservation		School	23,935,000.00	Transfers From Taxes or Liens	
Other Recreational Services	6,000.00	Self-Liquidating	6,984,000.00	Sale for Cash (1982)	316,149.00
<b>EDUCATION (excluding schools)</b>		Other	10,851,000.00	Cancelled, Abated or Adjusted (1982)	
Libraries	300,000.00	Total	41,770,000.00	Balance December 31, 1982	15,214,068.00
Other Educational Services		EQUALIZED VALUATION BASIS		<b>CURRENT FINANCES DECEMBER 31, 1982</b>	
<b>STATUTORY EXPENDITURES</b>		FOR NET DEBT COMPUTATION	457,387.030	<b>ASSETS</b>	
Pensions & F. I. C. A.	4,411,293.78	REAL PROPERTY VALUATIONS		Cash Dec. 31, 1982	3,225,306.41
Employee Fringe Benefits	2,170,000.00	Code Class # of Parcels % VAL'N		Taxes Receivable	1,877,964.04
Other Statutory Expenditures	104,611.67	1 Vacant Land 2686 1.42		Tax Title Liens	5,895,344.04
CETA And Other Public Employment Programs	1,851,539.00	2 Residential 22166 55.80		Foreclosed Property	15,214,068.00
<b>MUNICIPAL FUNCTIONS TOTAL</b>	37,545,230.29	3 Farm		Emergencies & Other Deferred Charges	128,000.00
<b>CAPITAL IMPROVEMENTS *MEMO*</b>	12,000.00	4a Commercial 1890 21.97		State and Federal Aid Receivable	102,078.12
<b>DEBT SERVICE</b>		4b Industrial 172 16.43		Other Receivables	4,738,086.23
Principal Payments	528,000.00	4c Apartments 157 4.38		Total	31,180,846.84
Interest Payments	1,348,897.72	Total 27071		<b>LIABILITIES, RESERVES, AND SURPLUS</b>	
<b>DEFERRED CHARGES</b>	284,701.44	Land Area 8.68 Sq. Miles		Cash Liabilities	5,938,057.20
SCHOOL, COUNTY, SPECIAL DISTRICT TAXES	16,202,783.68	Net Valuation Taxable-Municipal	263,265,355	Reserves for Receivables	23,687,747.70
RESERVE FOR UNCOLLECTED TAXES	4,143,414.95	Net Valuation Taxable-County	532,252,793	Surplus Dec. 31, 1982	1,555,041.94
<b>EXPENDITURES TOTAL</b>	60,053,028.08	State Equalized Valuation	490,410,715	Total	31,180,846.84
		State Equalization Ratio	50.95		



**0502**  
 Population 1980 **4,853**  
 Population 1982 **5,133**  
 S & P Rating  
 Moody Rating **BAA**

General Tax Rate Per \$100.  
**3.60**  
 State Equalized Tax Rate  
**1.87**

**CAPE MAY CITY - CAPE MAY COUNTY**  
**Form of Government:**  
**Council-Manager (1923)**  
**Number of Members on Governing Body - 3**

PER CAPITA:  
 Gross Debt **1,470.19**  
 Net Debt **776.92**  
 Debt Service **62.74**  
 Total Tax Levy **834.46**  
 Municipal Expenditures **744.38**

PER CENT:  
 Gross Debt **4.07**  
 Net Debt **2.15**  
 Tax Levy Collected **92.17**  
 Tax Levy Cancelled, Abated or Adjusted **.41**

EXPENDITURES		REVENUES-REALIZED		1982 PROPERTY TAX	
<b>GENERAL GOVERNMENT</b>				<b>STATE EQUALIZED TAX RATE</b>	
Governing Body & Public Boards				Local District School Taxes	<b>.30</b>
Municipal Clerk	<b>46,286.00</b>	1982 Property Taxes Collected	<b>3,944,483.38</b>	Regional & Consolidated School Tax	<b>.54</b>
Financial Administration	<b>46,898.00</b>	1982 Payments in Lieu of Taxes	<b>36,533.51</b>	School Taxes in Municipal Budget	
Assessment of Taxes	<b>30,821.00</b>	Delinquent Tax & Lien Collections	<b>373,193.84</b>	County Taxes	<b>.35</b>
Collection of Taxes	<b>35,844.00</b>	Business Personalty Replacement Taxes	<b>108,826.36</b>	County Library Taxes	<b>.02</b>
Planning, Housing & Development	<b>9,225.00</b>	Taxes from Public Utilities	<b>275,714.00</b>	Local Municipal Purpose Taxes	<b>.67</b>
Human Resources	<b>66,888.00</b>	Other Miscellaneous Tax Revenues		Veteran- & Senior Citizen Taxes	
Elections		State Aid Revenues	<b>26,797.13</b>	Total Taxes for Rate Computation	<b>1.88</b>
General Administration (other)	<b>488,420.04</b>	Federal Aid Revenues		Special District Taxes	
<b>JUDICIARY</b>		State and Local Fiscal Assistance Act Utilized	<b>150,591.04</b>	Bank Corp. Taxes	
Municipal Courts	<b>67,773.00</b>	Sale of Acquired Property		Added and Omitted Taxes	
<b>PUBLIC SAFETY</b>		Other Miscellaneous Revenues	<b>594,947.01</b>	Total Taxes Levied - ABSTRACT	<b>4,283,291.35</b>
Fire Protection	<b>175,857.00</b>	Total	<b>5,911,086.27</b>	Total Taxes Billed	<b>4,279,470.07</b>
Police Protection	<b>574,075.00</b>	Prior Years Surplus Appropriated	<b>450,000.00</b>	1982 TAXES COLLECTED	<b>3,944,483.38</b>
Civil Defense & Disaster Control	<b>3,840.00</b>	REVENUES TOTAL	<b>6,361,086.27</b>	1982 Taxes Cancelled, Abated or Adjusted	<b>17,752.92</b>
Environmental Inspection & Control	<b>46,678.00</b>	Reserve For Uncollected Taxes	<b>433,228.96</b>	Transfer to Tax Title Liens or Foreclosed	<b>6,907.38</b>
Other Public Safety		CAPITAL OUTLAY TOTAL	<b>329,661.79</b>	Balance Outstanding Dec. 31, 1982	<b>310,326.39</b>
<b>PUBLIC WORKS</b>				<b>PRIOR YEARS TAXES OUTSTANDING</b>	
Streets and Drainage	<b>351,959.00</b>	Public Enterprises	<b>161,151.01</b>	Balance January 1, 1982	<b>354,340.17</b>
Sewers and Sewage Processing		Recreation—Culture		Collected in 1982	<b>340,656.82</b>
Garbage and Trash Disposal	<b>6,000.00</b>	Public Works	<b>113,412.31</b>	Cancelled, Abated or Adjusted 1982	<b>12,721.65</b>
Public Buildings and Grounds	<b>359,875.00</b>	Buildings and Grounds	<b>53,056.56</b>	Transfers to Tax Title Liens or Foreclosed	<b>910.74</b>
Other Public Works		Library and Education	<b>2,041.91</b>	Balance December 31, 1982	<b>50.96</b>
<b>HEALTH and WELFARE</b>		Conservation		<b>TAX TITLE LIENS OUTSTANDING</b>	
Health Services Except Environmental	<b>20,115.00</b>	All Other		Balance January 1, 1982	<b>34,467.08</b>
Welfare-Public Assistance	<b>8,600.00</b>	CAPITAL DEBT AUTHORIZED, DECEMBER 31, 1982		Transfer From Taxes	<b>7,889.96</b>
Hospitals, Clinics, First Aid		ISSUED AND UNISSUED GROSS DEBT NET DEBT		Redeemed in 1982	<b>32,537.02</b>
Animal, Insect, & Radent Control	<b>500.00</b>	School 826,529		Cancelled, Abated or Adjusted (1982)	
Other Welfare Services		Self-liquidating 2,732,000		Transfers to Foreclosed Property	
<b>RECREATION and CONSERVATION</b>		Other 3,987,939	<b>3,987,939</b>	Balance December 31, 1982	<b>9,820.02</b>
Beaches and Boardwalks	<b>173,370.00</b>	Total 7,546,469	<b>3,987,939</b>	<b>PROPERTY ACQUIRED BY DEED OR FORECLOSURE</b>	
Parks, Playgrounds, Shade Trees	<b>6,015.00</b>	ISSUED AND OUTSTANDING		Balance January 1, 1982	<b>75,862.00</b>
Land Reclamation & Conservation	<b>850.00</b>	School 826,529.57		Transfers From Taxes or Liens	
Other Recreational Services	<b>29,507.00</b>	Self-Liquidating 2,287,000.00		Sale for Cash (1982)	<b>3,200.00</b>
<b>EDUCATION (excluding schools)</b>		Other 3,554,000.00		Cancelled, Abated or Adjusted (1982)	
Libraries	<b>199,110.00</b>	Total 6,667,529.57		Balance December 31, 1982	<b>72,662.00</b>
Other Educational Services		EQUALIZED VALUATION BASIS		<b>CURRENT FINANCES DECEMBER 31, 1982</b>	
<b>STATUTORY EXPENDITURES</b>		FOR NET DEBT COMPUTATION	<b>185,500.220</b>	<b>ASSETS</b>	
Pensions & F. I. C. A.	<b>235,165.00</b>	REAL PROPERTY VALUATIONS		Cash Dec. 31, 1982	<b>1,154,843.10</b>
Employee Fringe Benefits		Code Class # of Parcels % VAL'N		Taxes Receivable	<b>310,377.35</b>
Other Statutory Expenditures	<b>19,000.00</b>	1 Vacant Land 359 5.87	<b>6,763,650.00</b>	Tax Title Liens	<b>9,820.02</b>
CETA And Other Public Employment Programs		2 Residential 2201 64.94	<b>74,843,900.00</b>	Foreclosed Property	<b>72,662.00</b>
<b>MUNICIPAL FUNCTIONS TOTAL</b>	<b>3,002,671.04</b>	3 Farm		Emergencies & Other Deferred Charges	<b>82,389.18</b>
<b>CAPITAL IMPROVEMENTS *MEMC*</b>		4a Commercial 219 26.09	<b>30,064,500.00</b>	State and Federal Aid Receivable	
<b>DEBT SERVICE</b>		4b Industrial 1 .06	<b>71,500.00</b>	Other Receivables	<b>33,345.64</b>
Principal Payments	<b>73,000.00</b>	4c Apartments 54 3.04	<b>3,458,950.00</b>	Total	<b>1,663,437.29</b>
Interest Payments	<b>249,039.40</b>	Total 2834	<b>115,242,500.00</b>	<b>LIABILITIES, RESERVES, AND SURPLUS</b>	
<b>DEFERRED CHARGES</b>	<b>62,980.00</b>	Land Area 2.54 Sq. Miles		Cash Liabilities	<b>445,575.72</b>
SCHOOL, COUNTY, SPECIAL DISTRICT TAXES	<b>2,688,828.37</b>	Net Valuation Taxable-Municipal	<b>116,232,616</b>	Reserves for Receivables	<b>426,205.01</b>
RESERVE FOR UNCOLLECTED TAXES	<b>433,228.96</b>	Net Valuation Taxable-County	<b>193,741,473</b>	Surplus Dec. 31, 1982	<b>791,656.56</b>
<b>EXPENDITURES TOTAL</b>	<b>6,509,747.77</b>	State Equalized Valuation	<b>222,579,170</b>	Total	<b>1,663,437.29</b>
		State Equalization Ratio	<b>52.01</b>		



0503

Population 1980 255  
 Population 1982 274  
 S & P Rating  
 Moody Rating

General Tax Rate Per \$100.

1.70

State Equalized Tax Rate

.76

## CAPE MAY POINT BORO. - CAPE MAY CO.

## Form of Government:

Commission (1911)

Number of Members on Governing Body - 3

PER CAPITA:

Gross Debt 797.66  
 Net Debt 320.12  
 Debt Service 91.70  
 Total Tax Levy 1,280.44  
 Municipal Expenditures 1,024.33

PER CENT:

Gross Debt .59  
 Net Debt .23  
 Tax Levy Collected 97.09  
 Tax Levy Cancelled, Abated  
 or Adjusted

EXPENDITURES		REVENUES-REALIZED		1982 PROPERTY TAX	
GENERAL GOVERNMENT				STATE EQUALIZED TAX RATE .09	
Governing Body & Public Boards				Local District School Taxes	40,898.00
Municipal Clerk	7,100.00	1982 Property Taxes Collected 340,622.64		Regional & Consolidated School Tax	
Financial Administration	5,900.00			School Taxes in Municipal Budget	
Assessment of Taxes	3,900.00	1982 Payments in Lieu of Taxes		County Taxes .34	153,610.93
Collection of Taxes	8,200.00	Delinquent Tax & Lien Collections 9,163.50		County Library Taxes .02	9,552.35
Planning, Housing & Development	1,750.00	Business Personalty Replacement Taxes 235.92		Local Municipal Purpose Taxes .31	142,054.89
Human Resources		Taxes from Public Utilities 21,733.00		Veteran & Senior Citizen Taxes	10,525.00
Elections 550.00		Other Miscellaneous Tax Revenues		Total Taxes for Rate Computation .76	356,641.17
General Administration (other) 40,600.00		State Aid Revenues 1,415.70		Special District Taxes	
JUDICIARY		Federal Aid Revenues		Bank Corp. Taxes	
Municipal Courts 4,000.00		State and Local Fiscal Assistance Act Utilized 8,091.77		Added and Omitted Taxes	4,725.46
PUBLIC SAFETY		Sole of Acquired Property		Total Taxes Levied - ABSTRACT	350,841.63
Fire Protection 3,100.00		Other Miscellaneous Revenues 55,814.76		Total Taxes Billed	350,841.63
Police Protection 36,000.00		Prior Years Surplus Appropriated 50,625.97		1982 TAXES COLLECTED	340,622.64
Civil Defense & Disaster Control 700.00		REVENUES TOTAL 487,703.26		1982 Taxes Cancelled, Abated or Adjusted	
Environmental Inspection & Control 9,500.00		Reserve For Uncollected Taxes 16,000.00		Transfer to Tax Title Liens or Foreclosed	
Other Public Safety		CAPITAL OUTLAY TOTAL 39,849.09		Balance Outstanding Dec. 31, 1982	10,218.99
PUBLIC WORKS				PRIOR YEARS TAXES OUTSTANDING	
Streets and Drainage 26,791.77		Public Enterprises 10,397.42		Balance January 1, 1982	9,684.86
Sewers and Sewage Processing		Recreation—Culture 79.22		Collected in 1982	9,163.50
Gorbage and Trash Disposal 14,500.00		Public Works 29,372.45		Cancelled, Abated or Adjusted 1982	21.08
Public Buildings and Grounds 5,500.00				Transfers to Tax Title Liens or Foreclosed	
Other Public Works 11,000.00				Balance December 31, 1982	500.28
HEALTH and WELFARE		All Other		TAX TITLE LIENS OUTSTANDING	
Health Services Except Environmental 125.00		CAPITAL DEBT AUTHORIZED, DECEMBER 31, 1982		Balance January 1, 1982	
Welfare-Public Assistance 1,400.00		ISSUED AND UNISSUED GROSS DEBT NET DEBT		Transfer From Taxes	
Hospitals, Clinics, First Aid 100.00		School 125,000		Redeemed in 1982	
Animal, Insect, & Rodent Control 100.00		Self-liquidating 93,560		Cancelled, Abated or Adjusted (1982)	
Other Welfare Services		Other 87,712		Transfers to Foreclosed Property	
RECREATION and CONSERVATION		Total 218,560		Balance December 31, 1982	
Beaches and Boardwalks 35,500.00		ISSUED AND OUTSTANDING		PROPERTY ACQUIRED BY DEED OR FORECLOSURE	
Parks, Playgrounds, Shade Trees		School 125,000.00		Balance January 1, 1982	13,575.00
Land Reclamation & Conservation 1,700.00		Self-liquidating 93,560.00		Transfers From Taxes or Liens	
Other Recreational Services		Other 218,560.00		Sole for Cash (1982)	
EDUCATION (excluding schools)		Total		Cancelled, Abated or Adjusted (1982)	
Libraries 100.00		EQUALIZED VALUATION BASIS		Balance December 31, 1982	13,575.00
Other Educational Services		FOR NET DEBT COMPUTATION		CURRENT FINANCES DECEMBER 31, 1982	
STATUTORY EXPENDITURES		REAL PROPERTY VALUATIONS		ASSETS	
Pensions & F. I. C. A. 9,500.00		Code Class # of Parcels % VAL'N ASSESSED VALUATION		Cash Dec. 31, 1982	113,058.52
Employee Fringe Benefits		1 Vacant Land 202 12.02 2,446,700.00		Taxes Receivable	10,719.27
Other Statutory Expenditures 1,150.00		2 Residential 460 86.80 17,665,650.00		Tax Title Liens	
CETA And Other Public Employment Programs		3 Form		Foreclosed Property	13,575.00
MUNICIPAL FUNCTIONS TOTAL 228,766.77		4a Commercial 2 .71 143,900.00		Emergencies & Other Deferred Charges	23,177.58
CAPITAL IMPROVEMENTS *MEMO* 2,000.00		4b Industrial		State and Federal Aid Receivable	220.01
DEBT SERVICE		4c Apartments 1 .47 96,200.00		Other Receivables	616.56
Principal Payments 17,410.00		Total 665 20,352,450.00		Total	161,366.94
Interest Payments 7,716.90		Land Area .30 Sq. Miles		LIABILITIES, RESERVES, AND SURPLUS	
DEFERRED CHARGES 10,773.73		Net Valuation Taxable-Municipal 20,390,018		Cash Liabilities	48,585.02
SCHOOL, COUNTY, SPECIAL DISTRICT TAXES 204,061.28		Net Valuation Taxable-County 38,230,413		Reserves for Receivables	24,910.83
RESERVE FOR UNCOLLECTED TAXES 16,000.00		State Equalized Valuation 45,640,190		Surplus Dec. 31, 1982	87,871.09
EXPENDITURES TOTAL 484,728.68		State Equalization Ratio 44.63		Total	161,366.94

Population 1980 6,166  
 Population 1982 6,123  
 S & P Rating  
 Moody Rating A

General Tax Rate Per \$100.

1.50  
 State Equalized Tax Rate  
 1.25

**CARLSTADT BOROUGH – BERGEN COUNTY**  
**Form of Government:**  
**Borough Council**  
**Number of Members on Governing Body – 6**

PER CAPITA:

Gross Debt 1,960.25  
 Net Debt 958.85  
 Debt Service 85.34  
 Total Tax Levy 1,114.45  
 Municipal Expenditures 591.05

PER CENT:

Gross Debt 2.46  
 Net Debt 1.20  
 Tax Levy Collected 97.90  
 Tax Levy Cancelled, Abated or Adjusted .24

EXPENDITURES		REVENUES-REALIZED		1982 PROPERTY TAX	
<b>GENERAL GOVERNMENT</b>				<b>STATE EQUALIZED TAX RATE</b> →	
Governing Body & Public Boards	19,800.00	1982 Property Taxes Collected	6,684,979.10	Local District School Taxes .32	1,723,935.00
Municipal Clerk	44,741.24	1982 Payments in Lieu of Taxes		Regional & Consolidated School Tax .29	1,554,296.72
Financial Administration	17,500.00	Delinquent Tax & Lien Collections	112,070.71	School Taxes in Municipal Budget	
Assessment of Taxes	239,384.00	Business Personalty Replacement Taxes	349,043.56	County Taxes .35	1,884,457.47
Collection of Taxes	37,550.00	Taxes from Public Utilities	873,655.00	County Library Taxes	
Planning, Housing & Development	2,625.00	Other Miscellaneous Tax Revenues		Local Municipal Purpose Taxes .29	1,562,643.82
Human Resources		State Aid Revenues	46,178.70	Veteran & Senior Citizen Taxes	77,150.00
Elections	1,650.00	Federal Aid Revenues		Total Taxes for Rate Computation 1.25	6,842,483.01
General Administration (other)	201,413.39	State and Local Fiscal Assistance Act Utilized	83,180.63	Special District Taxes	
<b>JUDICIARY</b>		Sale of Acquired Property		Bank Corp. Taxes	13,691.71
Municipal Courts	25,550.00	Other Miscellaneous Revenues	358,933.86	Added and Omitted Taxes	44,750.80
<b>PUBLIC SAFETY</b>		Total	8,508,041.56	Total Taxes Levied - ABSTRACT	6,823,775.52
Fire Protection	158,000.56	Prior Years Surplus Appropriated	335,000.00	Total Taxes Billed	6,828,488.19
Police Protection	834,489.27	REVENUES TOTAL	8,843,041.56	1982 TAXES COLLECTED	6,684,979.10
Civil Defense & Disaster Control	1,650.00	Reserve For Uncollected Taxes	169,052.63	1982 Taxes Cancelled, Abated or Adjusted	16,293.15
Environmental Inspection & Control	27,100.00	CAPITAL OUTLAY TOTAL	326,481.99	Transfer to Tax Title Liens or Foreclosed	7,494.00
Other Public Safety				Balance Outstanding Dec. 31, 1982	119,721.94
<b>PUBLIC WORKS</b>				<b>PRIOR YEARS TAXES OUTSTANDING</b>	
Streets and Drainage	257,803.85	Public Enterprises		Balance January 1, 1982	174,226.25
Sewers and Sewage Processing	103,493.33	Recreation—Culture		Collected in 1982	102,230.24
Garbage and Trash Disposal	154,940.58	Public Works	193,903.84	Cancelled, Abated or Adjusted 1982	4,809.76
Public Buildings and Grounds	213,259.02	Buildings and Grounds	132,578.15	Transfers to Tax Title Liens or Foreclosed	1,819.00
Other Public Works	80,751.75	Library and Education		Balance December 31, 1982	65,367.25
<b>HEALTH and WELFARE</b>		Conservation		<b>TAX TITLE LIENS OUTSTANDING</b>	
Health Services Except Environmental	21,600.00	All Other		Balance January 1, 1982	45,994.32
Welfare-Public Assistance	3,500.00	CAPITAL DEBT AUTHORIZED, DECEMBER 31, 1982		Transfer From Taxes	9,514.58
Hospitals, Clinics, First Aid		ISSUED AND UNISSUED		Redeemed in 1982	9,840.47
Animal, Insect, & Rodent Control		School	2,609,971	Cancelled, Abated or Adjusted (1982)	
Other Welfare Services		Self-liquidating		Transfers to Foreclosed Property	
<b>RECREATION and CONSERVATION</b>		Other	9,392,631	Balance December 31, 1982	45,668.43
Beaches and Boardwalks		Total	12,002,603	<b>PROPERTY ACQUIRED BY DEED OR FORECLOSURE</b>	
Parks, Playgrounds, Shade Trees				Balance January 1, 1982	300.00
Land Reclamation & Conservation				Transfers From Taxes or Liens	
Other Recreational Services	54,200.25	ISSUED AND OUTSTANDING		Sole for Cash (1982)	
<b>EDUCATION (excluding schools)</b>		School	2,609,971.90	Cancelled, Abated or Adjusted (1982)	
Libraries	167,186.00	Self-liquidating		Balance December 31, 1982	300.00
Other Educational Services		Other	8,317,575.00	<b>CURRENT FINANCES DECEMBER 31, 1982</b>	
<b>STATUTORY EXPENDITURES</b>		Total	10,927,546.90	<b>ASSETS</b>	
Pensions & F. I. C. A.	147,615.16	EQUALIZED VALUATION BASIS		Cash Dec. 31, 1982	456,821.32
Employee Fringe Benefits	89,964.95	FOR NET DEBT COMPUTATION	488,752,515	Taxes Receivable	185,089.19
Other Statutory Expenditures	9,800.00	<b>REAL PROPERTY VALUATIONS</b>		Tax Title Liens	45,668.43
<b>CETA And Other Public Employment Programs</b>		Code Class # of Parcels % VAL'N		Foreclosed Property	300.00
<b>MUNICIPAL FUNCTIONS</b>		1 Vacant Land 133 6.90	31,044,500.00	Emergencies & Other Deferred Charges	7,659.52
<b>CAPITAL IMPROVEMENTS</b>	<b>*MEMO*</b>	2 Residential 1465 19.49	87,668,700.00	State and Federal Aid Receivable	
<b>DEBT SERVICE</b>		3 Farm 1	12,500.00	Other Receivables	145,430.33
Principal Payments	287,940.00	4a Commercial 149 14.64	65,859,400.00	Total	840,968.79
Interest Payments	234,602.45	4b Industrial 266 58.32	262,256,800.00	<b>LIABILITIES, RESERVES, AND SURPLUS</b>	
		4c Apartments 16 .64	2,875,400.00	Cash Liabilities	151,889.24
		Total 2030	449,757,300.00	Reserves for Receivables	376,487.95
<b>DEFERRED CHARGES</b>		Land Area 4.20 Sq. Miles		Surplus Dec. 31, 1982	312,591.60
SCHOOL, COUNTY, SPECIAL DISTRICT TAXES	11,821.16	Net Valuation Taxable-Municipal	452,249,159	Total	840,968.79
RESERVE FOR UNCOLLECTED TAXES	5,202,689.19	Net Valuation Taxable-County	515,405,337		
<b>EXPENDITURES</b>	<b>TOTAL</b>	State Equalized Valuation	543,985,010		
		State Equalization Ratio	83.07		



Population 1980 8,396  
 Population 1982 8,467  
 S & P Rating  
 Moody Rating

General Tax Rate Per \$100

4.14

State Equalized Tax Rate

2.67

## CARNEYS POINT TWP. - SALEM COUNTY

## Form of Government:

## Township Committee

## Number of Members on Governing Body - 5

## PER CENT:

Gross Debt 227.50  
 Net Debt 66.08  
 Debt Service 5.39  
 Total Tax Levy 359.68  
 Municipal Expenditures 212.76

Gross Debt 1.82  
 Net Debt .53  
 Tax Levy Collected 85.93  
 Tax Levy Cancelled, Abated or Adjusted 1.17

EXPENDITURES		REVENUES-REALIZED		1982 PROPERTY TAX	
GENERAL GOVERNMENT				STATE EQUALIZED TAX RATE →	
Governing Body & Public Boards	7,500.00	1982 Property Taxes Collected 2,619,549.25		Local District School Taxes	
Municipal Clerk	9,000.00	1982 Payments in Lieu of Taxes		Regional & Consolidated School Tax	1.71 1,944,417.43
Financial Administration	43,500.00	Delinquent Tax & Lien Collections 359,693.88		School Taxes in Municipal Budget	
Assessment of Taxes	11,050.00	Business Personalty Replacement Taxes 276,991.52		County Taxes	.81 921,017.34
Collection of Taxes	24,100.00	Taxes from Public Utilities 522,358.00		County Library Taxes	
Planning, Housing & Development	10,650.00	Other Miscellaneous Tax Revenues		Local Municipal Purpose Taxes	.15 168,837.06
Human Resources		State Aid Revenues 54,995.66		Veteran & Senior Citizen Taxes	85,225.00
Elections		Federal Aid Revenues		Total Taxes for Rate Computation	2.67 3,119,496.83
General Administration (other)	56,625.00	State and Local Fiscal Assistance Act Utilized 61,414.55		Special District Taxes	
JUDICIARY		Sale of Acquired Property		Bank Corp. Taxes	3,887.99
Municipal Courts	38,000.00	Other Miscellaneous Revenues 157,085.82		Added and Omitted Taxes	7,274.84
PUBLIC SAFETY		Prior Years Surplus Appropriated 325,000.00		Total Taxes Levied - ABSTRACT	3,045,434.66
Fire Protection	37,500.00	REVENUES TOTAL 4,417,088.68		Total Taxes Billed	3,048,405.87
Police Protection	486,999.55	Reserve For Uncollected Taxes 441,167.30		1982 TAXES COLLECTED	2,619,549.25
Civil Defense & Disaster Control	100.00	CAPITAL OUTLAY TOTAL 305,835.64		1982 Taxes Cancelled, Abated or Adjusted	35,708.45
Environmental Inspection & Control	21,650.00	Public Enterprises		Transfer to Tax Title Liens or Foreclosed	34,883.95
Other Public Safety	2,000.00	Recreation—Culture		Balance Outstanding Dec. 31, 1982	358,264.22
PUBLIC WORKS		Public Works 45,324.40		PRIOR YEARS TAXES OUTSTANDING	
Streets and Drainage	162,842.50	Buildings and Grounds 260,511.24		Balance January 1, 1982	398,339.80
Sewers and Sewage Processing		Library and Education		Collected in 1982	344,124.09
Garbage and Trash Disposal	157,000.00	Conservation		Cancelled, Abated or Adjusted 1982	26,587.87
Public Buildings and Grounds	30,700.00	All Other		Transfers to Tax Title Liens or Foreclosed	25,054.05
Other Public Works		CAPITAL DEBT AUTHORIZED, DECEMBER 31, 1982		Balance December 31, 1982	2,573.79
HEALTH and WELFARE		ISSUED AND UNISSUED GROSS DEBT NET DEBT		TAX TITLE LIENS OUTSTANDING	
Health Services Except Environmental	3,400.00	School 1,366,696		Balance January 1, 1982	59,724.14
Welfare-Public Assistance	5,500.00	Self-liquidating 559,540		Transfer From Taxes	63,542.58
Hospitals, Clinics, First Aid	5,500.00	Other 559,540		Redeemed in 1982	15,569.79
Animal, Insect, & Rodent Control	4,000.00	Total 1,926,236		Cancelled, Abated or Adjusted (1982)	
Other Welfare Services		ISSUED AND OUTSTANDING		Transfers to Foreclosed Property	
RECREATION and CONSERVATION		School 1,366,696.23		Balance December 31, 1982	107,696.93
Beaches and Boardwalks		Self-Liquidating 454,110.00		PROPERTY ACQUIRED BY DEED OR FORECLOSURE	
Parks, Playgrounds, Shade Trees		Other 1,860,806.23		Balance January 1, 1982	152,600.00
Land Reclamation & Conservation		EQUALIZED VALUATION BASIS		Transfers From Taxes or Liens	
Other Recreational Services	5,300.00	FOR NET DEBT COMPUTATION		Sale for Cash (1982)	
EDUCATION (excluding schools)		REAL PROPERTY VALUATIONS		Cancelled, Abated or Adjusted (1982)	
Libraries	2,000.00	Code Class # of Parcels % VAL'N ASSESSED VALUATION		Balance December 31, 1982	152,600.00
Other Educational Services		1 Vacant Land 604 4.77 3,458,550.00		CURRENT FINANCES DECEMBER 31, 1982	
STATUTORY EXPENDITURES		2 Residential 2275 65.97 47,751,120.00		ASSETS	
Pensions & F. I. C. A.	47,795.07	3 Farm 252 4.15 3,004,200.00		Cash Dec. 31, 1982	465,795.77
Employee Fringe Benefits	41,900.00	4a Commercial 130 7.96 5,765,250.00		Taxes Receivable	360,838.01
Other Statutory Expenditures		4b Industrial 10 8.64 6,258,900.00		Tox Title Liens	107,696.93
CETA And Other Public Employment Programs		4c Apartments 13 8.51 6,162,000.00		Foreclosed Property	152,600.00
MUNICIPAL FUNCTIONS TOTAL	1,294,012.12	Total 3284 72,440,020.00		Emergencies & Other Deferred Charges	833.17
CAPITAL IMPROVEMENTS *MEMO*	8,000.00	Land Area 17.90 Sq. Miles		State and Federal Aid Receivable	
DEBT SERVICE		Net Valuation Taxable-Municipal 73,457,271		Other Receivables	21,149.69
Principal Payments	28,740.00	Net Valuation Taxable-County 113,816,319		Total	1,108,913.57
Interest Payments	16,938.45	State Equalized Valuation 113,294,847		LIABILITIES, RESERVES, AND SURPLUS	
DEFERRED CHARGES	19,945.99	State Equalization Ratio 64.53		Cash Liabilities	155,526.82
SCHOOL, COUNTY, SPECIAL DISTRICT TAXES	2,865,434.77			Reserves for Receivables	642,284.63
RESERVE FOR UNCOLLECTED TAXES	441,167.30			Surplus Dec. 31, 1982	311,102.12
EXPENDITURES TOTAL	4,666,838.63			Total	1,108,913.57



Population 1980 **20,598**  
 Population 1982 **20,274**  
 S & P Rating  
 Moody Rating **A**

General Tax Rate Per \$100. **3.79**  
 State Equalized Tax Rate **2.99**

**CARTERET BOROUGH – MIDDLESEX CO.****Form of Government:****Borough Council****Number of Members on Governing Body – 6**

PER CAPITA:  
 Gross Debt **193.64**  
 Net Debt **125.97**  
 Debt Service **16.32**  
 Total Tax Levy **643.74**  
 Municipal Expenditures **350.80**

PER CENT:  
 Gross Debt **.98**  
 Net Debt **.64**  
 Tax Levy Collected **95.19**  
 Tax Levy Cancelled, Abated or Adjusted **.17**

EXPENDITURES		REVENUES-REALIZED		1982 PROPERTY TAX	
<b>GENERAL GOVERNMENT</b>				<b>STATE EQUALIZED TAX RATE</b> → <b>2.99</b>	
Governing Body & Public Boards		1982 Property Taxes Collected	<b>12,412,451.97</b>	Local District School Taxes	<b>6,517,973.00</b>
Municipal Clerk		1982 Payments in Lieu of Taxes		Regional & Consolidated School Tax	
Financial Administration	<b>11,500.00</b>	Delinquent Tax & Lien Collections	<b>1,003,495.16</b>	School Taxes in Municipal Budget	
Assessment of Taxes	<b>33,197.00</b>	Business Personalty Replacement Taxes	<b>893,875.92</b>	County Taxes	<b>2,822,348.65</b>
Collection of Taxes	<b>79,250.00</b>	Taxes from Public Utilities	<b>1,177,356.00</b>	County Library Taxes	
Planning, Housing & Development	<b>6,650.00</b>	Other Miscellaneous Tax Revenues		Local Municipal Purpose Taxes	<b>3,641,372.67</b>
Human Resources	<b>138,724.00</b>	State Aid Revenues	<b>342,973.27</b>	Veteran & Senior Citizen Taxes	<b>260,575.00</b>
Elections	<b>8,070.00</b>	Federal Aid Revenues		Total Taxes for Rate Computation	<b>13,242,269.32</b>
General Administration (other)	<b>445,280.00</b>	State and Local Fiscal Assistance Act Utilized	<b>253,722.31</b>	Special District Taxes	
<b>JUDICIARY</b>		Sale of Acquired Property		Bank Corp. Taxes	<b>18,454.75</b>
Municipal Courts	<b>63,515.00</b>	Other Miscellaneous Revenues	<b>425,827.25</b>	Added and Omitted Taxes	<b>50,946.73</b>
<b>PUBLIC SAFETY</b>		Total	<b>16,509,701.88</b>	Total Taxes Levied - ABSTRACT	<b>13,051,095.80</b>
Fire Protection	<b>589,500.00</b>	Prior Years Surplus Appropriated	<b>150,000.00</b>	Total Taxes Billed	<b>13,040,203.04</b>
Police Protection	<b>1,339,991.77</b>	<b>REVENUES TOTAL</b>	<b>16,659,701.88</b>	1982 TAXES COLLECTED	<b>12,412,451.97</b>
Civil Defense & Disaster Control	<b>1,000.00</b>	Reserve For Uncollected Taxes	<b>1,050,000.00</b>	1982 Taxes Cancelled, Abated or Adjusted	<b>22,524.04</b>
Environmental Inspection & Control	<b>55,275.00</b>	<b>CAPITAL OUTLAY TOTAL</b>	<b>378,257.08</b>	Transfer to Tax Title Liens or Foreclosed	<b>51,759.38</b>
Other Public Safety				Balance Outstanding Dec. 31, 1982	<b>553,467.65</b>
<b>PUBLIC WORKS</b>				<b>PRIOR YEARS TAXES OUTSTANDING</b>	
Streets and Drainage	<b>345,830.00</b>	Public Enterprises		Balance January 1, 1982	<b>1,613,524.46</b>
Sewers and Sewage Processing	<b>346,000.00</b>	Recreation—Culture		Collected in 1982	<b>875,938.50</b>
Garbage and Trash Disposal	<b>279,200.00</b>	Public Works	<b>260,420.08</b>	Cancelled, Abated or Adjusted 1982	
Public Buildings and Grounds	<b>230,270.00</b>	Buildings and Grounds	<b>117,837.00</b>	Transfers to Tax Title Liens or Foreclosed	<b>92,846.92</b>
Other Public Works		Library and Education		Balance December 31, 1982	<b>644,739.04</b>
<b>HEALTH and WELFARE</b>		Conservation		<b>TAX TITLE LIENS OUTSTANDING</b>	
Health Services Except Environmental	<b>57,125.00</b>	All Other		Balance January 1, 1982	<b>177,187.97</b>
Welfare-Public Assistance	<b>70,180.00</b>	<b>CAPITAL DEBT AUTHORIZED, DECEMBER 31, 1982</b>		Transfer From Taxes	<b>163,722.29</b>
Hospitals, Clinics, First Aid		<b>ISSUED AND UNISSUED GROSS DEBT</b>		Redeemed in 1982	<b>127,556.66</b>
Animal, Insect, & Rodent Control		School	<b>1,202,000</b>	Cancelled, Abated or Adjusted (1982)	
Other Welfare Services		Self-liquidating		Transfers to Foreclosed Property	
<b>RECREATION and CONSERVATION</b>		Other	<b>2,723,891</b>	Balance December 31, 1982	<b>213,353.60</b>
Beaches and Boardwalks		Total	<b>3,925,891</b>	<b>PROPERTY ACQUIRED BY DEED OR FORECLOSURE</b>	
Parks, Playgrounds, Shade Trees	<b>182,100.00</b>	<b>ISSUED AND OUTSTANDING</b>		Balance January 1, 1982	<b>1,284,100.00</b>
Land Reclamation & Conservation	<b>12,000.00</b>	School	<b>1,202,000.00</b>	Transfers From Taxes or Liens	
Other Recreational Services	<b>159,750.00</b>	Self-Liquidating		Sale for Cash (1982)	
<b>EDUCATION (excluding schools)</b>		Other	<b>1,825,891.45</b>	Cancelled, Abated or Adjusted (1982)	
Libraries	<b>115,000.00</b>	Total	<b>3,027,891.45</b>	Balance December 31, 1982	<b>1,284,100.00</b>
Other Educational Services		<b>EQUALIZED VALUATION BASIS</b>		<b>CURRENT FINANCES DECEMBER 31, 1982</b>	
<b>STATUTORY EXPENDITURES</b>		<b>FOR NET DEBT COMPUTATION</b>	<b>399,006,284</b>	<b>ASSETS</b>	
Pensions & F. I. C. A.	<b>664,600.00</b>	<b>REAL PROPERTY VALUATIONS</b>		Cash Dec. 31, 1982	<b>2,056,583.72</b>
Employee Fringe Benefits	<b>250,000.00</b>	Code Class # of Parcels % VAL'N		Taxes Receivable	<b>1,158,206.69</b>
Other Statutory Expenditures	<b>24,000.00</b>	1 Vacant Land 272 2.42	<b>8,222,100.00</b>	Tax Title Liens	<b>213,353.60</b>
<b>CETA And Other Public Employment Programs</b>		2 Residential 4861 58.58	<b>198,718,100.00</b>	Foreclosed Property	<b>1,284,100.00</b>
<b>MUNICIPAL FUNCTIONS TOTAL</b>	<b>5,588,007.77</b>	3 Farm		Emergencies & Other Deferred Charges	<b>16,420.55</b>
<b>CAPITAL IMPROVEMENTS *MEMO*</b>	<b>20,000.00</b>	4a Commercial 228 11.65	<b>39,520,100.00</b>	State and Federal Aid Receivable	<b>3,829.00</b>
<b>DEBT SERVICE</b>		4b Industrial 96 26.54	<b>90,022,600.00</b>	Other Receivables	<b>58,583.86</b>
Principal Payments	<b>210,000.00</b>	4c Apartments 3 .81	<b>2,733,000.00</b>	Total	<b>4,831,077.42</b>
Interest Payments	<b>120,893.00</b>	Total 5460	<b>339,215,900.00</b>	<b>LIABILITIES, RESERVES, AND SURPLUS</b>	
<b>DEFERRED CHARGES</b>	<b>143,129.34</b>	Land Area 4.30 Sq. Miles		Cash Liabilities	<b>758,737.87</b>
<b>SCHOOL, COUNTY, SPECIAL DISTRICT TAXES</b>	<b>9,340,321.65</b>	Net Valuation Taxable-Municipal	<b>342,724,441</b>	Reserves for Receivables	<b>2,735,806.15</b>
<b>RESERVE FOR UNCOLLECTED TAXES</b>	<b>1,050,000.00</b>	Net Valuation Taxable-County	<b>502,282,856</b>	Surplus Dec. 31, 1982	<b>1,336,533.40</b>
<b>EXPENDITURES TOTAL</b>	<b>16,452,351.76</b>	State Equalized Valuation	<b>432,874,765</b>	Total	<b>4,831,077.42</b>
		State Equalization Ratio	<b>79.01</b>		

Population 1980 12,600  
 Population 1982 12,592  
 S & P Rating  
 Moody Rating A

General Tax Rate Per \$100.

3.44

State Equalized Tax Rate

2.20

## CEDAR GROVE TOWNSHIP - ESSEX CO.

## Form of Government:

## Council-Manager Plan B (OMCL 50)

## Number of Members on Governing Body - 5

## PER CAPITA:

Gross Debt 277.30  
 Net Debt 122.26  
 Debt Service 28.74  
 Total Tax Levy 679.01  
 Municipal Expenditures 301.33

## PER CENT:

Gross Debt 1.03  
 Net Debt .45  
 Tax Levy Collected 98.09  
 Tax Levy Cancelled, Abated or Adjusted .39

EXPENDITURES		REVENUES-REALIZED		1982 PROPERTY TAX	
GENERAL GOVERNMENT				STATE EQUALIZED TAX RATE 1.29	
Governing Body & Public Boards	7,040.00	1982 Property Taxes Collected 8,335,463.57		Local District School Taxes 4,895,336.00	
Municipal Clerk	53,024.00	1982 Payments in Lieu of Taxes		Regional & Consolidated School Tax	
Financial Administration	73,898.00	Delinquent Tax & Lien Collections 149,112.28		School Taxes in Municipal Budget	
Assessment of Taxes	37,012.00	Business Personalty Replacement Taxes 169,251.16		County Taxes .57 2,142,406.48	
Collection of Taxes	44,366.00	Taxes from Public Utilities 758,699.00		County Library Taxes	
Planning, Housing & Development	28,049.00	Other Miscellaneous Tax Revenues		Local Municipal Purpose Taxes .34 1,290,377.41	
Human Resources	10,004.00	State Aid Revenues 152,110.16		Veteran & Senior Citizen Taxes 101,650.00	
Elections	3,025.00	Federal Aid Revenues		Total Taxes for Rate Computation 2.20 8,429,769.89	
General Administration (other)	337,627.00	State and Local Fiscal Assistance Act Utilized 239,358.18		Special District Taxes 118,000.00	
JUDICIARY		Sale of Acquired Property		Bank Corp. Taxes 26,242.39	
Municipal Courts	43,554.00	Other Miscellaneous Revenues 764,377.47		Added and Omitted Taxes 77,740.36	
PUBLIC SAFETY		Total 10,568,371.82		Total Taxes Levied - ABSTRACT 8,550,102.64	
Fire Protection	169,297.00	Prior Years Surplus Appropriated 967,276.00		Total Taxes Billed 8,497,984.28	
Police Protection	838,414.00	REVENUES TOTAL 11,535,647.82		1982 TAXES COLLECTED 8,335,463.57	
Civil Defense & Disaster Control	7,514.00	Reserve For Uncollected Taxes 326,650.07		1982 Taxes Cancelled, Abated or Adjusted 33,471.09	
Environmental Inspection & Control	29,549.00	CAPITAL OUTLAY TOTAL 459,638.18		Transfer to Tax Title Liens or Foreclosed 1,514.66	
Other Public Safety				Balance Outstanding Dec. 31, 1982 127,534.96	
PUBLIC WORKS				PRIOR YEARS TAXES OUTSTANDING	
Streets and Drainage	441,282.00	Public Enterprises 148,727.98		Balance January 1, 1982 157,699.59	
Sewers and Sewage Processing		Recreation—Culture 140,050.31		Collected in 1982 149,112.28	
Garbage and Trash Disposal	89,100.00	Public Works 143,926.97		Cancelled, Abated or Adjusted 1982 1,964.72	
Public Buildings and Grounds	118,737.00	Library and Education 26,932.92		Transfers to Tax Title Liens or Foreclosed	
Other Public Works	13,592.00	Conservation		Balance December 31, 1982 6,622.59	
HEALTH and WELFARE		All Other		TAX TITLE LIENS OUTSTANDING	
Health Services Except Environmental	38,451.00	CAPITAL DEBT AUTHORIZED, DECEMBER 31, 1982		Balance January 1, 1982 4,338.99	
Welfare-Public Assistance	8,603.00	ISSUED AND UNISSUED GROSS DEBT NET DEBT		Transfer From Taxes 1,514.66	
Hospitals, Clinics, First Aid		School 138,000		Redeemed in 1982	
Animal, Insect, & Rodent Control		Self-liquidating 1,814,258		Cancelled, Abated or Adjusted (1982)	
Other Welfare Services		Other 1,539,500		Transfers to Foreclosed Property	
RECREATION and CONSERVATION		Total 3,491,758		Balance December 31, 1982 5,853.65	
Beaches and Boardwalks		ISSUED AND OUTSTANDING		PROPERTY ACQUIRED BY DEED OR FORECLOSURE	
Parks, Playgrounds, Shade Trees	86,143.00	School 138,000.00		Balance January 1, 1982 377,900.00	
Land Reclamation & Conservation	200.00	Self-Liquidating 1,642,000.00		Transfers From Taxes or Liens	
Other Recreational Services	133,864.00	Other 1,213,600.00		Sale for Cash (1982)	
EDUCATION (excluding schools)		Total 2,953,600.00		Cancelled, Abated or Adjusted (1982)	
Libraries	176,687.00	EQUALIZED VALUATION BASIS FOR NET DEBT COMPUTATION 340,341,524		Balance December 31, 1982 377,900.00	
Other Educational Services		REAL PROPERTY VALUATIONS		CURRENT FINANCES DECEMBER 31, 1982 ASSETS	
STATUTORY EXPENDITURES		Code Class # of Parcels % VAL'N ASSESSED VALUATION		Cash Dec. 31, 1982 6,260,778.47	
Pensions & F. I. C. A.	226,986.59	1 Vacant Land 235 5.39 12,995,200.00		Taxes Receivable 134,157.55	
Employee Fringe Benefits	79,978.00	2 Residential 3124 72.09 173,697,400.00		Tax Title Liens 5,853.65	
Other Statutory Expenditures	7,500.00	3 Farm 5 .20 478,800.00		Foreclosed Property 377,900.00	
CETA And Other Public Employment Programs		4a Commercial 101 9.93 23,924,300.00		Emergencies & Other Deferred Charges 10,400.00	
MUNICIPAL FUNCTIONS TOTAL 3,103,496.59		4b Industrial 42 7.77 18,718,800.00		State and Federal Aid Receivable 7,657.47	
CAPITAL IMPROVEMENTS *MEMG* 10,000.00		4c Apartments 7 4.62 11,138,100.00		Other Receivables 5,625.00	
DEBT SERVICE		Total 3514 240,952,600.00		Total 6,802,372.14	
Principal Payments 253,650.00		Land Area 4.50 Sq. Miles		LIABILITIES, RESERVES, AND SURPLUS	
Interest Payments 108,183.73		Net Valuation Taxable-Municipal 242,244,100		Cash Liabilities 4,758,068.99	
DEFERRED CHARGES 2,400.00		Net Valuation Taxable-County 354,621,505		Reserves for Receivables 517,911.20	
SCHOOL, COUNTY, SPECIAL DISTRICT TAXES 7,155,742.48		State Equalized Valuation 377,370,799		Surplus Dec. 31, 1982 1,525,391.95	
RESERVE FOR UNCOLLECTED TAXES 326,650.07		State Equalization Ratio 64.07		Total 6,802,372.14	
EXPENDITURES TOTAL 10,950,122.87					



Population 1980	8,537	General Tax Rate Per \$100.	
Population 1982	8,428		
S & P Rating		2.26	
Moody Rating	AA	State Equalized Tax Rate	2.14

**CHATHAM BOROUGH – MORRIS COUNTY**  
**Form of Government:**  
**Borough Council**  
**Number of Members on Governing Body – 6**

PER CAPITA:		PER CENT:	
Gross Debt	253.96	Gross Debt	.70
Net Debt	233.20	Net Debt	.64
Debt Service	17.55	Tax Levy Collected	97.38
Total Tax Levy	836.53	Tax Levy Cancelled, Abated or Adjusted	.46
Municipal Expenditures	362.21		

EXPENDITURES		REVENUES-REALIZED		1982 PROPERTY TAX STATE EQUALIZED TAX RATE	
<b>GENERAL GOVERNMENT</b>					
Governing Body & Public Boards		1982 Property Taxes Collected	6,647,856.89	Local District School Taxes	1.39
Municipal Clerk		1982 Payments in Lieu of Taxes		Regional & Consolidated School Tax	
Financial Administration	5,700.00	Delinquent Tax & Lien Collections	111,293.09	School Taxes in Municipal Budget	
Assessment of Taxes	20,680.00	Business Personalty Replacement Taxes	120,077.40	County Taxes	.36
Collection of Taxes	26,615.00	Taxes from Public Utilities	439,846.00	County Library Taxes	
Planning, Housing & Development	23,554.00	Other Miscellaneous Tax Revenues		Local Municipal Purpose Taxes	.38
Human Resources		State Aid Revenues	60,597.21	Veteran & Senior Citizen Taxes	
Elections		Federal Aid Revenues		Total Taxes for Rate Computation	2.13
General Administration (other)	264,897.00	State and Local Fiscal Assistance Act Utilized	87,036.29	Special District Taxes	
<b>JUDICIARY</b>		Sale of Acquired Property		Bank Corp. Taxes	26,960.02
Municipal Courts	31,330.00	Other Miscellaneous Revenues	383,105.54	Added and Omitted Taxes	22,340.96
<b>PUBLIC SAFETY</b>		Total	8,069,812.42	Total Taxes Levied - ABSTRACT	7,050,254.13
Fire Protection	66,285.00	Prior Years Surplus Appropriated	950,000.00	Total Taxes Billed	7,031,933.86
Police Protection	638,735.00	REVENUES TOTAL	9,019,812.42	1982 TAXES COLLECTED	6,847,856.89
Civil Defense & Disaster Control	5,500.00	Reserve For Uncollected Taxes	663,790.56	1982 Taxes Cancelled, Abated or Adjusted	32,610.53
Environmental Inspection & Control	32,575.00	CAPITAL OUTLAY TOTAL	402,684.80	Transfer to Tax Title Liens or Foreclosed	3,252.14
Other Public Safety				Balance Outstanding Dec. 31, 1982	148,214.30
<b>PUBLIC WORKS</b>				<b>PRIOR YEARS TAXES OUTSTANDING</b>	
Streets and Drainage	417,000.50	Public Enterprises	24,977.28	Balance January 1, 1982	112,910.09
Sewers and Sewage Processing	181,225.00	Recreation—Culture		Collected in 1982	111,293.09
Garbage and Trash Disposal		Public Works	93,821.35	Cancelled, Abated or Adjusted 1982	
Public Buildings and Grounds	35,985.34	Buildings and Grounds	248,732.90	Transfers to Tax Title Liens or Foreclosed	
Other Public Works		Library and Education	35,153.27	Balance December 31, 1982	1,617.00
<b>HEALTH and WELFARE</b>		Conservation		<b>TAX TITLE LIENS OUTSTANDING</b>	
Health Services Except Environmental	18,425.00	All Other		Balance January 1, 1982	7,071.09
Welfare-Public Assistance	1,924.10	CAPITAL DEBT AUTHORIZED, DECEMBER 31, 1982		Transfer From Taxes	3,252.14
Hospitals, Clinics, First Aid		ISSUED AND UNISSUED		Redeemed in 1982	
Animal, Insect, & Rodent Control	8,100.00	School	175,000	Cancelled, Abated or Adjusted (1982)	
Other Welfare Services		Self-liquidating		Transfers to Foreclosed Property	
<b>RECREATION and CONSERVATION</b>		Other	1,965,391	Balance December 31, 1982	10,323.23
Beaches and Boardwalks		Total	2,140,391	<b>PROPERTY ACQUIRED BY DEED OR FORECLOSURE</b>	
Parks, Playgrounds, Shade Trees	50,582.50	ISSUED AND OUTSTANDING		Balance January 1, 1982	36,000.00
Land Reclamation & Conservation	895.00	School	175,000.00	Transfers From Taxes or Liens	
Other Recreational Services	41,868.50	Self-liquidating		Sale for Cash (1982)	
<b>EDUCATION (excluding schools)</b>		Other	1,165,391.00	Cancelled, Abated or Adjusted (1982)	
Libraries	140,290.00	Total	1,340,391.00	Balance December 31, 1982	36,000.00
Other Educational Services		EQUALIZED VALUATION BASIS		<b>CURRENT FINANCES DECEMBER 31, 1982</b>	
<b>STATUTORY EXPENDITURES</b>		FOR NET DEBT COMPUTATION	306,399,929	<b>ASSETS</b>	
Pensions & F. I. C. A.	155,800.00	REAL PROPERTY VALUATIONS		Cash Dec. 31, 1982	1,342,853.82
Employee Fringe Benefits	47,000.00	Code Class # of Parcels % VAL'N	ASSESSED VALUATION	Taxes Receivable	149,831.30
Other Statutory Expenditures	6,000.00	1 Vacant Land 86 1.16	3,572,400.00	Tax Title Liens	10,323.23
<b>CETA And Other Public Employment Programs</b>		2 Residential 2525 79.04	244,129,600.00	Foreclosed Property	36,000.00
<b>MUNICIPAL FUNCTIONS</b>	2,240,966.94	3 Farm 2 .01	17,200.00	Emergencies & Other Deferred Charges	
<b>CAPITAL IMPROVEMENTS</b>	*MEMO* 100.00	4a Commercial 136 15.12	46,686,900.00	State and Federal Aid Receivable	1.82
<b>DEBT SERVICE</b>		4b Industrial 25 1.20	3,652,400.00	Other Receivables	85,555.39
Principal Payments	73,000.00	4c Apartments 11 3.49	10,777,500.00	Total	1,624,565.56
Interest Payments	74,946.50	Total 2785	308,676,000.00	<b>LIABILITIES, RESERVES, AND SURPLUS</b>	
<b>DEFERRED CHARGES</b>		Land Area 2.35 Sq. Miles		Cash Liabilities	321,244.07
SCHOOL, COUNTY, SPECIAL DISTRICT TAXES	5,763,151.28	Net Valuation Taxable-Municipal	310,158,978	Reserves for Receivables	281,709.92
RESERVE FOR UNCOLLECTED TAXES	663,790.56	Net Valuation Taxable-County	335,093,010	Surplus Dec. 31, 1982	1,021,611.57
<b>EXPENDITURES</b>	8,815,855.28	State Equalized Valuation	328,187,904	Total	1,624,565.56
		State Equalization Ratio	94.51		



Population 1980 **8,883**  
 Population 1982 **8,782**  
 S & P Rating  
 Moody Rating **AA1**

General Tax Rate Per \$100. **2.41**  
 State Equalized Tax Rate **2.11**

# CHATHAM TOWNSHIP – MORRIS COUNTY

Form of Government:  
**Township Committee**

Number of Members on Governing Body – 5

PER CAPITA:  
 Gross Debt **874.95**  
 Net Debt **141.33**  
 Debt Service **16.83**  
 Total Tax Levy **967.90**  
 Municipal Expenditures **398.83**

PER CENT:  
 Gross Debt **2.08**  
 Net Debt **.34**  
 Tax Levy Collected **98.62**  
 Tax Levy Cancelled, Abated or Adjusted **.02**

EXPENDITURES		REVENUES-REALIZED		1982 PROPERTY TAX	
<b>GENERAL GOVERNMENT</b>				<b>STATE EQUALIZED TAX RATE</b>	
Governing Body & Public Boards		1982 Property Taxes Collected	<b>8,382,617.61</b>	Local District School Taxes <b>1.34</b>	<b>5,372,084.50</b>
Municipal Clerk		1982 Payments in Lieu of Taxes		Regional & Consolidated School Tax	
Financial Administration		Delinquent Tax & Lien Collections	<b>103,817.42</b>	School Taxes in Municipal Budget	
Assessment of Taxes	<b>19,770.00</b>	Business Personalty Replacement Taxes	<b>32,063.88</b>	County Taxes <b>.35</b>	<b>1,412,722.08</b>
Collection of Taxes	<b>48,570.00</b>	Taxes from Public Utilities	<b>662,350.00</b>	County Library Taxes	
Planning, Housing & Development	<b>37,425.00</b>	Other Miscellaneous Tax Revenues		Local Municipal Purpose Taxes <b>.42</b>	<b>1,685,856.04</b>
Human Resources		State Aid Revenues	<b>71,850.18</b>	Veteran & Senior Citizen Taxes	<b>49,000.00</b>
Elections	<b>2,300.00</b>	Federal Aid Revenues		Total Taxes for Rate Computation <b>2.11</b>	<b>8,519,662.62</b>
General Administration (other)	<b>365,039.80</b>	State and Local Fiscal Assistance Act Utilized	<b>38,044.73</b>	Special District Taxes	
<b>JUDICIARY</b>		Sole of Acquired Property		Bank Corp. Taxes	<b>7,455.18</b>
Municipal Courts	<b>26,346.52</b>	Other Miscellaneous Revenues	<b>553,522.63</b>	Added and Omitted Taxes	<b>21,963.79</b>
<b>PUBLIC SAFETY</b>		Total	<b>9,844,266.45</b>	Total Taxes Levied - ABSTRACT	<b>8,500,081.59</b>
Fire Protection	<b>52,700.00</b>	Prior Years Surplus Appropriated	<b>600,000.00</b>	Total Taxes Billed	<b>8,500,196.45</b>
Police Protection	<b>746,570.00</b>	REVENUES TOTAL	<b>10,444,266.45</b>	1982 TAXES COLLECTED	<b>8,382,617.61</b>
Civil Defense & Disaster Control	<b>4,390.00</b>	Reserve For Uncollected Taxes	<b>511,071.36</b>	1982 Taxes Cancelled, Abated or Adjusted	<b>1,900.46</b>
Environmental Inspection & Control	<b>49,313.75</b>	CAPITAL OUTLAY TOTAL	<b>254,522.56</b>	Transfer to Tax Title Liens or Foreclosed	<b>15,065.52</b>
Other Public Safety				Balance Outstanding Dec. 31, 1982	<b>100,612.86</b>
<b>PUBLIC WORKS</b>				<b>PRIOR YEARS TAXES OUTSTANDING</b>	
Streets and Drainage	<b>717,050.00</b>	Public Enterprises		Balance January 1, 1982	<b>113,221.89</b>
Sewers and Sewage Processing	<b>106,707.09</b>	Recreation—Culture		Collected in 1982	<b>103,377.39</b>
Gorbage and Trash Disposal		Public Works	<b>248,158.18</b>	Cancelled, Abated or Adjusted 1982	<b>1,193.67</b>
Public Buildings and Grounds	<b>42,728.86</b>	Buildings and Grounds	<b>6,179.00</b>	Transfers to Tax Title Liens or Foreclosed	<b>3,366.37</b>
Other Public Works	<b>7,034.00</b>	Library and Education		Balance December 31, 1982	<b>5,284.46</b>
<b>HEALTH and WELFARE</b>		Conservation	<b>185.38</b>	<b>TAX TITLE LIENS OUTSTANDING</b>	
Health Services Except Environmental	<b>19,555.00</b>	All Other		Balance January 1, 1982	<b>43,450.73</b>
Welfare-Public Assistance	<b>1,450.00</b>			Transfer From Taxes	<b>18,862.66</b>
Hospitals, Clinics, First Aid				Redeemed in 1982	<b>440.03</b>
Animal, Insect, & Rodent Control				Cancelled, Abated or Adjusted (1982)	
Other Welfare Services				Transfers to Foreclosed Property	
<b>RECREATION and CONSERVATION</b>				Balance December 31, 1982	<b>61,873.36</b>
Beaches and Boardwalks				<b>PROPERTY ACQUIRED BY DEED OR FORECLOSURE</b>	
Parks, Playgrounds, Shade Trees	<b>16,275.00</b>			Balance January 1, 1982	<b>6,450.00</b>
Land Reclamation & Conservation				Transfers From Taxes or Liens	
Other Recreational Services				Sole for Cash (1982)	
<b>EDUCATION (excluding schools)</b>				Cancelled, Abated or Adjusted (1982)	
Libraries	<b>147,645.00</b>			Balance December 31, 1982	<b>6,450.00</b>
Other Educational Services				<b>CURRENT FINANCES DECEMBER 31, 1982</b>	
<b>STATUTORY EXPENDITURES</b>				<b>ASSETS</b>	
Pensions & F. I. C. A.	<b>176,400.00</b>			Cash Dec. 31, 1982	<b>1,202,293.49</b>
Employee Fringe Benefits	<b>62,138.00</b>			Taxes Receivable	<b>105,897.32</b>
Other Statutory Expenditures	<b>10,000.00</b>			Tax Title Liens	<b>61,873.36</b>
CETA And Other Public Employment Programs				Foreclosed Property	<b>6,450.00</b>
<b>MUNICIPAL FUNCTIONS TOTAL</b>	<b>2,699,408.02</b>			Emergencies & Other Deferred Charges	<b>113,500.00</b>
<b>CAPITAL IMPROVEMENTS *MEMO*</b>	<b>200,000.00</b>			State and Federal Aid Receivable	
<b>DEBT SERVICE</b>				Other Receivables	
Principal Payments	<b>100,000.00</b>			Total	<b>1,490,014.17</b>
Interest Payments	<b>47,765.00</b>			<b>LIABILITIES, RESERVES, AND SURPLUS</b>	
<b>DEFERRED CHARGES</b>	<b>144,300.00</b>			Cash Liabilities	<b>587,515.35</b>
SCHOOL, COUNTY, SPECIAL DISTRICT TAXES	<b>6,784,806.58</b>			Reserves for Receivables	<b>174,220.68</b>
RESERVE FOR UNCOLLECTED TAXES	<b>511,071.36</b>			Surplus Dec. 31, 1982	<b>728,278.14</b>
<b>EXPENDITURES TOTAL</b>	<b>10,267,350.96</b>			Total	<b>1,490,014.17</b>

0409

Population 1980 68,785  
 Population 1982 69,855  
 S & P Rating AAA  
 Moody Rating AA

General Tax Rate Per \$100.

4.94  
 State Equalized Tax Rate  
 3.08

**CHERRY HILL TOWNSHIP - CAMDEN CO.****Form of Government:****Mayor-Council Plan B (OMCL 50)****Number of Members on Governing Body - 7****PER CAPITA:**

Gross Debt 699.12  
 Net Debt 338.51  
 Debt Service 39.33  
 Total Tax Levy 895.14  
 Municipal Expenditures 242.41

**PER CENT:**

Gross Debt 2.87  
 Net Debt 1.39  
 Tax Levy Collected 96.49  
 Tax Levy Cancelled, Abated or Adjusted .41

EXPENDITURES		REVENUES-REALIZED		1982 PROPERTY TAX	
<b>GENERAL GOVERNMENT</b>				<b>STATE EQUALIZED TAX RATE</b>	
Governing Body & Public Boards	135,949.00	1982 Property Taxes Collected	60,303,437.29	Local District School Taxes 1.73	33,229,698.00
Municipal Clerk	149,250.63	1982 Payments in Lieu of Taxes		Regional & Consolidated School Tax	
Financial Administration	137,545.00	Delinquent Tax & Lien Collections	1,742,531.84	School Taxes in Municipal Budget	
Assessment of Taxes	190,499.00	Business Personalty Replacement Taxes	1,206,985.32	County Taxes 1.08	* 20,690,981.90
Collection of Taxes	154,542.00	Taxes from Public Utilities	4,433,116.00	County Library Taxes	
Planning, Housing & Development	165,521.00	Other Miscellaneous Tax Revenues	11,981.06	Local Municipal Purpose Taxes .27	5,273,600.00
Human Resources		State Aid Revenues	506,409.45	Veteran & Senior Citizen Taxes	473,800.00
Elections		Federal Aid Revenues		Total Taxes for Rate Computation 3.08	59,668,079.90
General Administration (other)	880,791.00	State and Local Fiscal Assistance Act Utilized	672,556.70	Special District Taxes	2,242,918.86
<b>JUDICIARY</b>		Sale of Acquired Property		Bank Corp Taxes	107,591.93
Municipal Courts	181,794.00	Other Miscellaneous Revenues	3,074,255.28	Added and Omitted Taxes	984,963.67
<b>PUBLIC SAFETY</b>		Total	71,951,272.98	Total Taxes Levied - ABSTRACT	62,529,754.36
Fire Protection	3,564,919.70	Prior Years Surplus Appropriated	1,841,353.00	Total Taxes Billed	62,456,208.40
Police Protection		REVENUES TOTAL	73,792,625.98	1982 TAXES COLLECTED	60,303,437.29
Civil Defense & Disaster Control	8,810.00	Reserve For Uncollected Taxes	2,632,896.24	1982 Taxes Cancelled, Abated or Adjusted	253,412.29
Environmental Inspection & Control	218,584.00	CAPITAL OUTLAY TOTAL	2,303,071.49	Transfer to Tax Title Liens or Foreclosed	206,255.41
Other Public Safety				Balance Outstanding Dec. 31, 1982	1,733,103.41
<b>PUBLIC WORKS</b>				PRIOR YEARS TAXES OUTSTANDING	
Streets and Drainage	1,301,352.90	Public Enterprises	140,931.46	Balance January 1, 1982	1,704,460.80
Sewers and Sewage Processing	502,943.00	Recreation—Culture	6,159.91	Collected in 1982	1,420,744.16
Garbage and Trash Disposal	63,200.00	Public Works	2,116,055.05	Cancelled, Abated or Adjusted 1982	6,776.79
Public Buildings and Grounds	481,763.00	Buildings and Grounds	39,925.07	Transfers to Tax Title Liens or Foreclosed	118,934.47
Other Public Works	459,505.00	Library and Education		Balance December 31, 1982	158,005.38
<b>HEALTH and WELFARE</b>		Conservation		TAX TITLE LIENS OUTSTANDING	
Health Services Except Environmental	6,679.00	All Other		Balance January 1, 1982	491,867.48
Welfare-Public Assistance	20,052.00	CAPITAL DEBT AUTHORIZED, DECEMBER 31, 1982		Transfer From Taxes	347,058.60
Hospitals, Clinics, First Aid		ISSUED AND UNISSUED GROSS DEBT NET DEBT		Redeemed in 1982	321,787.68
Animal, Insect, & Rodent Control		School 9,107,000		Cancelled, Abated or Adjusted (1982)	4,489.68
Other Welfare Services	2,283.00	Self-liquidating 8,034,165		Transfers to Foreclosed Property	
<b>RECREATION and CONSERVATION</b>		Other 31,696,088	23,646,456	Balance December 31, 1982	512,648.72
Beaches and Boardwalks		Total 48,837,253	23,646,456	PROPERTY ACQUIRED BY DEED OR FORECLOSURE	
Parks, Playgrounds, Shade Trees	20,900.00	ISSUED AND OUTSTANDING		Balance January 1, 1982	286,007.00
Land Reclamation & Conservation		School 9,107,000.00		Transfers From Taxes or Liens	
Other Recreational Services	168,300.00	Self-Liquidating 6,624,719.00		Sale for Cash (1982)	
<b>EDUCATION (excluding schools)</b>		Other 29,613,377.00		Cancelled, Abated or Adjusted (1982)	
Libraries	515,970.00	Total 45,345,096.00		Balance December 31, 1982	286,007.00
Other Educational Services		EQUALIZED VALUATION BASIS		CURRENT FINANCES DECEMBER 31, 1982	
<b>STATUTORY EXPENDITURES</b>		FOR NET DEBT COMPUTATION	1,704,027,897	ASSETS	
Pensions & F. I. C. A.	875,376.24	REAL PROPERTY VALUATIONS		Cash Dec. 31, 1982	8,157,197.69
Employee Fringe Benefits	454,140.00	Code Class # of Parcels % VAL'N		Taxes Receivable	1,851,108.79
Other Statutory Expenditures	50,000.00	1 Vacant Land 1595 2.91	34,470,350.00	Tax Title Liens	512,648.72
<b>CETA And Other Public Employment Programs</b>		2 Residential 19389 66.70	791,165,515.00	Foreclosed Property	286,007.00
<b>MUNICIPAL FUNCTIONS TOTAL</b>	11,550,669.47	3 Farm 65 .17	2,018,750.00	Emergencies & Other Deferred Charges	
<b>CAPITAL IMPROVEMENTS *MEMO*</b>	100.00	4a Commercial 670 22.78	270,184,505.00	State and Federal Aid Receivable	60,155.40
<b>DEBT SERVICE</b>		4b Industrial 119 4.96	58,869,650.00	Other Receivables	351,160.62
Principal Payments	1,025,000.00	4c Apartments 15 2.48	29,415,250.00	Total	11,258,278.22
Interest Payments	1,722,680.27	Total 21853	1,186,124,020.00	LIABILITIES, RESERVES, AND SURPLUS	
<b>DEFERRED CHARGES</b>	2,117.29	Land Area 24.18 Sq. Miles		Cash Liabilities	2,323,127.21
<b>SCHOOL, COUNTY, SPECIAL DISTRICT TAXES</b>	56,163,598.76	Net Valuation Taxable-Municipal	1,158,670,587	Reserves for Receivables	2,968,600.13
<b>RESERVE FOR UNCOLLECTED TAXES</b>	2,632,896.24	Net Valuation Taxable-County	1,782,252,789	Surplus Dec. 31, 1982	5,966,550.88
<b>EXPENDITURES TOTAL</b>	73,056,962.03	State Equalized Valuation	1,916,743,099	Total	11,258,278.22
		State Equalization Ratio	62.29		

1981/3000



\*Includes County Health Service Taxes or County Vocational School Taxes. See Table 13.



0410

Population 1980 1,590  
 Population 1982 1,638  
 S & P Rating  
 Moody Rating

General Tax Rate Per \$100.

3.92  
 State Equalized Tax Rate  
 3.23

## CHESILHURST BOROUGH - CAMDEN CO.

Form of Government:

Borough Council

Number of Members on Governing Body - 6

PER CAPITA

Gross Debt 429.40  
 Net Debt 111.00  
 Debt Service  
 Total Tax Levy 369.49  
 Municipal Expenditures 225.19

PER CENT:

Gross Debt 4.06  
 Net Debt 1.05  
 Tax Levy Collected 76.79  
 Tax Levy Cancelled, Abated  
 or Adjusted

EXPENDITURES		REVENUES-REALIZED		1982 PROPERTY TAX	
<b>GENERAL GOVERNMENT</b>				<b>STATE EQUALIZED TAX RATE</b> →	
Governing Body & Public Boards		1982 Property Taxes Collected	464,738.71	Local District School Taxes .98	183,870.20
Municipal Clerk		1982 Payments in Lieu of Taxes		Regional & Consolidated School Tax .82	152,861.25
Financial Administration	8,892.00	Delinquent Tax & Lien Collections	100,211.99	School Taxes in Municipal Budget	
Assessment of Taxes	2,460.00	Business Personalty Replacement Taxes	5,739.52	County Taxes 1.13	212,706.81
Collection of Taxes	7,400.00	Taxes from Public Utilities	103,317.00	County Library Taxes .03	4,920.00
Planning, Housing & Development	1,450.00	Other Miscellaneous Tax Revenues		Local Municipal Purpose Taxes .27	50,000.00
Human Resources	1,006.27	State Aid Revenues	19,895.98	Veteran & Senior Citizen Taxes	13,500.00
Elections	1,600.00	Federal Aid Revenues		Total Taxes for Rate Computation 3.23	617,859.26
General Administration (other)	46,395.00	State and Local Fiscal Assistance Act Utilized	10,334.00	Special District Taxes	
<b>JUDICIARY</b>		Sale of Acquired Property		Bank Corp. Taxes	859.88
Municipal Courts	8,050.00	Other Miscellaneous Revenues	62,555.01	Added and Omitted Taxes	
<b>PUBLIC SAFETY</b>		Total	766,792.21	Total Taxes Levied - ABSTRACT	605,218.14
Fire Protection	4,850.00	Prior Years Surplus Appropriated	39,000.00	Total Taxes Billed	605,218.14
Police Protection	40,924.00	REVENUES TOTAL	805,792.21	1982 TAXES COLLECTED	464,738.71
Civil Defense & Disaster Control	150.00	Reserve For Uncollected Taxes	141,015.34	1982 Taxes Cancelled, Abated or Adjusted	
Environmental Inspection & Control		CAPITAL OUTLAY TOTAL	3.57	Transfer to Tax Title Liens or Foreclosed	
Other Public Safety				Balance Outstanding Dec. 31, 1982	140,479.43
<b>PUBLIC WORKS</b>				<b>PRIOR YEARS TAXES OUTSTANDING</b>	
Streets and Drainage	19,134.00	Public Enterprises		Balance January 1, 1982	110,401.48
Sewers and Sewage Processing		Recreation—Culture		Collected in 1982	89,164.30
Garbage and Trash Disposal	25,100.00	Public Works	3.57	Cancelled, Abated or Adjusted 1982	136.28
Public Buildings and Grounds	10,355.00	Buildings and Grounds		Transfers to Tax Title Liens or Foreclosed	
Other Public Works	10,600.00	Library and Education		Balance December 31, 1982	21,100.90
<b>HEALTH and WELFARE</b>		Conservation		<b>TAX TITLE LIENS OUTSTANDING</b>	
Health Services Except Environmental	50.00	All Other		Balance January 1, 1982	40,678.14
Welfare-Public Assistance	2,596.00	CAPITAL DEBT AUTHORIZED, DECEMBER 31, 1982		Transfer From Taxes	
Hospitals, Clinics, First Aid		ISSUED AND UNISSUED GROSS DEBT NET DEBT		Redeemed in 1982	11,047.69
Animal, Insect, & Rodent Control	916.00	School 661,556 140,025		Cancelled, Abated or Adjusted (1982)	142.08
Other Welfare Services		Self-Liquidating		Transfers to Foreclosed Property	
<b>RECREATION and CONSERVATION</b>		Other 41,800 41,800		Balance December 31, 1982	29,488.37
Beaches and Boardwalks		Total 703,356 181,825		<b>PROPERTY ACQUIRED BY DEED OR FORECLOSURE</b>	
Parks, Playgrounds, Shade Trees		ISSUED AND OUTSTANDING		Balance January 1, 1982	123,584.76
Land Reclamation & Conservation	4,000.00	School 648,215.73		Transfers From Taxes or Liens	
Other Recreational Services	2,455.00	Self-Liquidating		Sale for Cash (1982)	
<b>EDUCATION (excluding schools)</b>		Other		Cancelled, Abated or Adjusted (1982)	
Libraries		Total 648,215.73		Balance December 31, 1982	123,584.76
Other Educational Services	2,000.00	EQUALIZED VALUATION BASIS		<b>CURRENT FINANCES DECEMBER 31, 1982</b>	
<b>STATUTORY EXPENDITURES</b>		FOR NET DEBT COMPUTATION	17,318,980	<b>ASSETS</b>	
Pensions & F. I. C. A.	9,850.00	REAL PROPERTY VALUATIONS		Cash Dec. 31, 1982	162,079.04
Employee Fringe Benefits		Code Class # of Parcels % VAL'N		Taxes Receivable	161,580.33
Other Statutory Expenditures	1,310.00	1 Vacant Land 490 15.53		Tax Title Liens	29,488.37
<b>CETA And Other Public Employment Programs</b>		2 Residential 394 78.96		Foreclosed Property	123,584.76
<b>MUNICIPAL FUNCTIONS TOTAL</b>	211,543.27	3 Farm		Emergencies & Other Deferred Charges	224.63
<b>CAPITAL IMPROVEMENTS *MEMO*</b>	500.00	4a Commercial 18 4.45		State and Federal Aid Receivable	1,000.00
<b>DEBT SERVICE</b>		4b Industrial 2 .49		Other Receivables	15,080.86
Principal Payments		4c Apartments 2 .57		Total	493,037.99
Interest Payments		Total 906 15,235,800.00		<b>LIABILITIES, RESERVES, AND SURPLUS</b>	
<b>DEFERRED CHARGES</b>	16,295.01	Land Area 1.72 Sq. Miles		Cash Liabilities	123,510.23
<b>SCHOOL, COUNTY, SPECIAL DISTRICT TAXES</b>	554,358.26	Net Valuation Taxable-Municipal	15,439,374	Reserves for Receivables	324,800.92
<b>RESERVE FOR UNCOLLECTED TAXES</b>	141,015.34	Net Valuation Taxable-County	18,187,418	Surplus Dec. 31, 1982	44,726.84
<b>EXPENDITURES TOTAL</b>	923,211.88	State Equalized Valuation	18,700,357	Total	493,037.99
		State Equalization Ratio	82.37		

1981/3000



\*Includes County Health Service Taxes or County Vocational School Taxes. See Table 13.



1406

Population 1980 **1,433**  
 Population 1982 **1,601**  
 S & P Rating  
 Moody Rating

General Tax Rate Per \$100.

State Equalized Tax Rate **3.71****2.54****CHESTER BOROUGH – MORRIS COUNTY****Form of Government:****Borough Council****Number of Members on Governing Body – 6****PER CAPITA:**

Grass Debt **510.00**  
 Net Debt **162.13**  
 Debt Service **21.64**  
 Total Tax Levy **1,033.12**  
 Municipal Expenditures **504.86**

**PER CENT:**

Grass Debt **1.38**  
 Net Debt **.44**  
 Tax Levy Collected **92.28**  
 Tax Levy Cancelled, Abated  
 or Adjusted **.02**

EXPENDITURES		REVENUES-REALIZED		1982 PROPERTY TAX	
<b>GENERAL GOVERNMENT</b>				<b>STATE EQUALIZED TAX RATE</b>	
Governing Body & Public Boards		1982 Property Taxes Collected	<b>1,539,283.82</b>	Local District School Taxes	<b>1.05</b>
Municipal Clerk		1982 Payments in Lieu of Taxes		Regional & Consolidated School Tax	<b>.53</b>
Financial Administration	<b>13,780.00</b>	Delinquent Tax & Lien Collections	<b>119,203.94</b>	School Taxes in Municipal Budget	
Assessment of Taxes	<b>10,050.00</b>	Business Personalty Replacement Taxes	<b>34,837.56</b>	County Taxes	<b>.38</b>
Collection of Taxes	<b>9,915.00</b>	Taxes from Public Utilities	<b>57,811.00</b>	Caunty Library Taxes	
Planning, Housing & Development	<b>15,447.00</b>	Other Miscellaneous Tax Revenues		Local Municipal Purpase Taxes	<b>.57</b>
Human Resources		State Aid Revenues	<b>9,336.86</b>	Veteran & Senior Citizen Taxes	
Elections		Federal Aid Revenues		Total Taxes for Rate Computation	<b>2.53</b>
General Administration (other)	<b>116,649.65</b>	State and Local Fiscal Assistance Act Utilized	<b>31,729.46</b>	Special District Taxes	
<b>JUDICIARY</b>		Sale of Acquired Property		Bank Carp. Taxes	<b>4,542.68</b>
Municipal Courts	<b>16,400.00</b>	Other Miscellaneous Revenues	<b>159,909.71</b>	Added and Omitted Taxes	<b>1,772.16</b>
<b>PUBLIC SAFETY</b>		Total	<b>1,992,112.35</b>	Total Taxes Levied - ABSTRACT	<b>1,654,032.40</b>
Fire Protection	<b>34,598.25</b>	Prior Years Surplus Appropriated	<b>90,000.00</b>	Total Taxes Billed	<b>1,650,106.76</b>
Police Protection	<b>198,357.80</b>	REVENUES	<b>2,082,112.35</b>	1982 TAXES COLLECTED	<b>1,539,283.82</b>
Civil Defense & Disaster Contral		Reserve For Uncollected Taxes	<b>149,529.02</b>	1982 Taxes Cancelled, Abated or Adjusted	<b>252.28</b>
Environmental Inspection & Control	<b>8,600.00</b>	CAPITAL OUTLAY	<b>39,452.42</b>	Transfer to Tax Title Liens or Foreclosed	<b>8,366.05</b>
Other Public Safety		Public Enterprises		Balance Outstanding Dec. 31, 1982	<b>102,204.61</b>
<b>PUBLIC WORKS</b>		Recreation—Culture	<b>1,239.50</b>	PRIOR YEARS TAXES OUTSTANDING	
Streets and Drainage	<b>57,995.00</b>	Public Works	<b>10,559.19</b>	Balance January 1, 1982	<b>97,172.41</b>
Sewers and Sewage Prrocessing		Buildings and Grounds	<b>21,818.19</b>	Collected in 1982	<b>97,172.41</b>
Garbage and Trash Disposal	<b>2,850.00</b>	Library and Education	<b>5,835.54</b>	Cancelled, Abated or Adjusted 1982	
Public Buildings and Grounds	<b>14,413.34</b>	Conservation		Transfers to Tax Title Liens or Foreclosed	
Other Public Works		All Other		Balance December 31, 1982	
<b>HEALTH and WELFARE</b>		CAPITAL DEBT AUTHORIZED, DECEMBER 31, 1982		TAX TITLE LIENS OUTSTANDING	
Health Services Except Environmental	<b>15,940.00</b>	ISSUED AND UNISSUED		Balance January 1, 1982	<b>32,175.72</b>
Welfare-Public Assistance	<b>1,345.00</b>	School	<b>556,939</b>	Transfer From Taxes	<b>8,366.05</b>
Hospitals, Clinics, First Aid	<b>150.00</b>	Self-liquidating		Redeemed in 1982	<b>22,031.53</b>
Animal, Insect, & Radent Contral		Other	<b>259,570</b>	Cancelled, Abated or Adjusted (1982)	
Other Welfare Services		Total	<b>816,509</b>	Transfers to Foreclosed Property	
<b>RECREATION and CONSERVATION</b>		ISSUED AND OUTSTANDING		Balance December 31, 1982	<b>18,510.24</b>
Beaches and Boardwalks		School	<b>556,939.76</b>	PROPERTY ACQUIRED BY DEED OR FORECLOSURE	
Parks, Playgrounds, Shade Trees	<b>2,530.00</b>	Self-liquidating		Balance January 1, 1982	
Land Reclamation & Conservation		Other	<b>81,400.00</b>	Transfers From Taxes or Liens	
Other Recreational Services	<b>4,350.00</b>	Total	<b>638,339.76</b>	Sale for Cash (1982)	
<b>EDUCATION (excluding schaals)</b>		EQUALIZED VALUATION BASIS		Cancelled, Abated or Adjusted (1982)	
Libraries	<b>25,900.00</b>	FOR NET DEBT COMPUTATION	<b>59,241,543</b>	Balance December 31, 1982	
Other Educational Services		REAL PROPERTY VALUATIONS		CURRENT FINANCES DECEMBER 31, 1982	
<b>STATUTORY EXPENDITURES</b>		Code Class # of Parcels % VAL'N		ASSETS	
Pensions & F. I. C. A.	<b>33,696.69</b>	1 Vacant Land 38 2.19	<b>953,500.00</b>	Cash Dec. 31, 1982	<b>217,836.39</b>
Employee Fringe Benefits	<b>13,300.00</b>	2 Residential 353 49.71	<b>21,647,100.00</b>	Taxes Receivable	<b>102,204.61</b>
Other Statutory Expenditures		3 Farm 19 .98	<b>425,300.00</b>	Tax Title Liens	<b>18,510.24</b>
<b>CETA And Other Public Employment Programs</b>		4a Commercial 88 46.78	<b>20,370,900.00</b>	Foreclosed Property	
<b>MUNICIPAL FUNCTIONS</b>		4b Industrial		Emergencies & Other Deferred Charges	<b>3,033.34</b>
<b>CAPITAL IMPROVEMENTS</b>	<b>*MEMO*</b>	4c Apartments 2 .35	<b>152,500.00</b>	State and Federal Aid Receivable	<b>150.00</b>
<b>DEBT SERVICE</b>		Total 500	<b>43,549,300.00</b>	Other Receivables	<b>246.27</b>
Principal Payments	<b>27,200.00</b>	Land Area 1.60 Sq. Miles		Total	<b>341,980.85</b>
Interest Payments	<b>7,450.72</b>	Net Valuation Taxable-Municipal	<b>44,429,504</b>	LIABILITIES, RESERVES, AND SURPLUS	
<b>DEFERRED CHARGES</b>	<b>27,840.48</b>	Net Valuation Taxable-County	<b>69,894,633</b>	Cash Liabilities	<b>51,297.57</b>
<b>SCHOOL, COUNTY, SPECIAL DISTRICT TAXES</b>	<b>1,277,664.03</b>	State Equalized Valuation	<b>64,604,670</b>	Reserves for Receivables	<b>120,961.12</b>
<b>RESERVE FOR UNCOLLECTED TAXES</b>	<b>149,529.02</b>	State Equalization Ratio	<b>68.34</b>	Surplus Dec. 31, 1982	<b>169,722.16</b>
<b>EXPENDITURES</b>	<b>2,085,952.02</b>			Total	<b>341,980.85</b>

1407

Population 1980 **5,198**  
 Population 1982 **5,264**  
 S & P Rating  
 Moody Rating

General Tax Rate Per \$100.

**5.60**

State Equalized Tax Rate

**2.34****CHESTER TOWNSHIP - MORRIS COUNTY****Form of Government:****Small Municipality Plan C (OMCL 50)****Number of Members on Governing Body - 5****PER CAPITAL:**

Gross Debt **1,078.54**  
 Net Debt **734.41**  
 Debt Service **60.69**  
 Total Tax Levy **968.35**  
 Municipal Expenditures **437.29**

**PER CENT:**

Gross Debt **2.95**  
 Net Debt **2.01**  
 Tax Levy Collected **95.92**  
 Tax Levy Cancelled, Abated or Adjusted **.21**

EXPENDITURES		REVENUES-REALIZED		1982 PROPERTY TAX	
GENERAL GOVERNMENT				STATE EQUALIZED TAX RATE $\rightarrow$	
Governing Body & Public Boards		1982 Property Taxes Collected	<b>4,855,397.39</b>	Local District School Taxes <b>.58</b>	<b>2,119,297.82</b>
Municipal Clerk		1982 Payments in Lieu of Taxes		Regional & Consolidated School Tax <b>.62</b>	<b>1,336,681.57</b>
Financial Administration	<b>30,340.00</b>	Delinquent Tax & Lien Collections	<b>148,355.75</b>	School Taxes in Municipal Budget	
Assessment of Taxes	<b>29,335.00</b>	Business Personalty Replacement Taxes	<b>49,409.64</b>	County Taxes <b>.35</b>	<b>757,295.88</b>
Collection of Taxes	<b>19,175.00</b>	Taxes from Public Utilities	<b>686,269.00</b>	County Library Taxes	
Planning, Housing & Development	<b>28,060.00</b>	Other Miscellaneous Tax Revenues		Local Municipal Purpose Taxes <b>.39</b>	<b>840,248.00</b>
Human Resources		State Aid Revenues	<b>35,566.42</b>	Veteran & Senior Citizen Taxes	<b>21,925.00</b>
Elections		Federal Aid Revenues		Total Taxes for Rate Computation <b>2.34</b>	<b>5,075,448.27</b>
General Administration (other)	<b>223,512.70</b>	State and Local Fiscal Assistance Act Utilized	<b>63,063.58</b>	Special District Taxes	
JUDICIARY		Sale of Acquired Property		Bank Corp. Taxes	
Municipal Courts	<b>25,245.00</b>	Other Miscellaneous Revenues	<b>211,191.84</b>	Added and Omitted Taxes	<b>43,870.40</b>
PUBLIC SAFETY		Total	<b>6,089,253.62</b>	Total Taxes Levied - ABSTRACT	<b>5,097,393.67</b>
Fire Protection	<b>96,550.00</b>	Prior Years Surplus Appropriated	<b>390,000.00</b>	Total Taxes Billed	<b>5,103,428.41</b>
Police Protection	<b>382,597.00</b>	REVENUES TOTAL	<b>6,479,253.62</b>	1982 TAXES COLLECTED	<b>4,855,397.39</b>
Civil Defense & Disaster Control	<b>100.00</b>	Reserve For Uncollected Taxes	<b>252,612.40</b>	1982 Taxes Cancelled, Abated or Adjusted	<b>10,853.25</b>
Environmental Inspection & Control	<b>70,325.00</b>	CAPITAL OUTLAY TOTAL	<b>531,139.01</b>	Transfer to Tax Title Liens or Foreclosed	<b>18,244.80</b>
Other Public Safety		Public Enterprises		Balance Outstanding Dec. 31, 1982	<b>178,932.97</b>
PUBLIC WORKS		Recreation—Culture	<b>455,522.68</b>	PRIOR YEARS TAXES OUTSTANDING	
Streets and Drainage	<b>380,995.58</b>	Public Works	<b>52,813.75</b>	Balance January 1, 1982	<b>184,067.62</b>
Sewers and Sewage Processing		Buildings and Grounds	<b>22,105.61</b>	Collected in 1982	<b>141,689.75</b>
Garbage and Trash Disposal	<b>5,000.00</b>	Library and Education	<b>696.97</b>	Cancelled, Abated or Adjusted 1982	
Public Buildings and Grounds	<b>99,452.00</b>	Conservation		Transfers to Tax Title Liens or Foreclosed	<b>12,182.30</b>
Other Public Works	<b>18,000.00</b>	All Other		Balance December 31, 1982	<b>30,195.57</b>
HEALTH and WELFARE		CAPITAL DEBT AUTHORIZED, DECEMBER 31, 1982		TAX TITLE LIENS OUTSTANDING	
Health Services Except Environmental	<b>41,449.19</b>	ISSUED AND UNISSUED		Balance January 1, 1982	<b>11,945.25</b>
Welfare-Public Assistance	<b>710.00</b>	School	<b>1,811,495</b>	Transfer From Taxes	<b>32,046.57</b>
Hospitals, Clinics, First Aid		Self-liquidating		Redeemed in 1982	<b>6,666.00</b>
Animal, Insect, & Rodent Control		Other	<b>3,865,950</b>	Cancelled, Abated or Adjusted (1982)	
Other Welfare Services		Total	<b>5,677,445</b>	Transfers to Foreclosed Property	
RECREATION and CONSERVATION		ISSUED AND OUTSTANDING		Balance December 31, 1982	<b>37,325.82</b>
Beaches and Boardwalks		School	<b>1,811,495.06</b>	PROPERTY ACQUIRED BY DEED OR FORECLOSURE	
Parks, Playgrounds, Shade Trees	<b>2,130.00</b>	Self-Liquidating		Balance January 1, 1982	<b>17,500.00</b>
Land Reclamation & Conservation	<b>28,360.00</b>	Other	<b>2,608,500.00</b>	Transfers From Taxes or Liens	
Other Recreational Services		Total	<b>4,419,995.06</b>	Sale for Cash (1982)	
EDUCATION (excluding schools)		EQUALIZED VALUATION BASIS		Cancelled, Abated or Adjusted (1982)	
Libraries	<b>82,000.00</b>	FOR NET DEBT COMPUTATION	<b>192,688,274</b>	Balance December 31, 1982	<b>17,500.00</b>
Other Educational Services		REAL PROPERTY VALUATIONS		CURRENT FINANCES DECEMBER 31, 1982	
STATUTORY EXPENDITURES		Code Class # of Parcels % VAL'N		ASSETS	
Pensions & F. I. C. A.	<b>102,661.90</b>	1 Vacant Land 208 3.91	<b>3,499,700.00</b>	Cash Dec. 31, 1982	<b>888,996.25</b>
Employee Fringe Benefits	<b>26,700.00</b>	2 Residential 1357 80.41	<b>71,889,100.00</b>	Taxes Receivable	<b>209,128.54</b>
Other Statutory Expenditures		3 Farm 210 10.09	<b>9,025,700.00</b>	Tax Title Liens	<b>37,325.82</b>
CETA And Other Public Employment Programs		4a Commercial 38 3.66	<b>3,268,100.00</b>	Foreclosed Property	<b>17,500.00</b>
MUNICIPAL FUNCTIONS TOTAL	<b>1,652,698.37</b>	4b Industrial 8 1.93	<b>1,725,400.00</b>	Emergencies & Other Deferred Charges	<b>79,482.15</b>
CAPITAL IMPROVEMENTS *MEMO*		4c Apartments		State and Federal Aid Receivable	<b>52,800.00</b>
DEBT SERVICE		Total 1821	<b>89,408,000.00</b>	Other Receivables	<b>1,583.36</b>
Principal Payments	<b>136,500.00</b>	Land Area 28.90 Sq. Miles		Total	<b>1,286,816.12</b>
Interest Payments	<b>182,966.35</b>	Net Valuation Taxable-Municipal	<b>90,349,250</b>	LIABILITIES, RESERVES, AND SURPLUS	
DEFERRED CHARGES	<b>37,097.48</b>	Net Valuation Taxable-County	<b>216,366,667</b>	Cash Liabilities	<b>325,836.69</b>
SCHOOL, COUNTY, SPECIAL DISTRICT TAXES	<b>4,213,275.27</b>	State Equalized Valuation	<b>214,631,499</b>	Reserves for Receivables	<b>265,497.15</b>
RESERVE FOR UNCOLLECTED TAXES	<b>252,612.40</b>	State Equalization Ratio	<b>41.84</b>	Surplus Dec. 31, 1982	<b>695,482.28</b>
EXPENDITURES TOTAL	<b>6,515,149.87</b>			Total	<b>1,286,816.12</b>



0307  
 Population 1980 3,867  
 Population 1982 4,177  
 S & P Rating 3.42  
 Moody Rating 2.25

General Tax Rate Per \$100.

State Equalized Tax Rate 2.25

# CHESTERFIELD TWP. - BURLINGTON CO.

## Form of Government:

### Township Committee

## Number of Members on Governing Body - 3

PER CAPITA:  
 Gross Debt 52.74 Gross Debt .42  
 Net Debt Net Debt  
 Debt Service 11.29 Tax Levy Collected 94.80  
 Total Tax Levy 330.36 Tax Levy Cancelled, Abated  
 Municipal Expenditures 164.70 or Adjusted .96

EXPENDITURES		REVENUES-REALIZED		1982 PROPERTY TAX	
GENERAL GOVERNMENT				STATE EQUALIZED TAX RATE	
Governing Body & Public Boards		1982 Property Taxes Collected	1,308,495.35	Local District School Taxes .74	428,468.50
Municipal Clerk		1982 Payments in Lieu of Taxes		Regional & Consolidated School Tax .83	477,821.20
Financial Administration	12,180.00	Delinquent Tax & Lien Collections	72,383.51	School Taxes in Municipal Budget	
Assessment of Taxes	24,540.00	Business Personalty Replacement Taxes	35,731.88	County Taxes	335,748.12
Collection of Taxes	8,000.00	Taxes from Public Utilities	269,356.00	County Library Taxes	18,444.98
Planning, Housing & Development	41,825.00	Other Miscellaneous Tax Revenues		Local Municipal Purpose Taxes	34,081.00
Human Resources		State Aid Revenues	30,334.54	Veteran & Senior Citizen Taxes	18,650.00
Elections		Federal Aid Revenues		Total Taxes for Rate Computation 2.24	1,313,213.80
General Administration (other)	89,800.00	State and Local Fiscal Assistance Act Utilized	36,871.22	Special District Taxes	67,812.87
JUDICIARY		Sale of Acquired Property		Bank Corp. Taxes	2,016.93
Municipal Courts	25,000.00	Other Miscellaneous Revenues	144,989.77	Added and Omitted Taxes	15,511.37
PUBLIC SAFETY		Total	1,898,162.67	Total Taxes Levied - ABSTRACT	1,379,904.97
Fire Protection		Prior Years Surplus Appropriated	244,381.00	Total Taxes Billed	1,380,327.33
Police Protection	11,200.00	REVENUES TOTAL	2,142,543.67	1982 TAXES COLLECTED	1,308,495.35
Civil Defense & Disaster Control	350.00	Reserve For Uncollected Taxes	120,000.00	1982 Taxes Cancelled, Abated or Adjusted	13,235.13
Environmental Inspection & Control	8,350.00	CAPITAL OUTLAY TOTAL	31,413.00	Transfer to Tax Title Liens or Foreclosed	
Other Public Safety				Balance Outstanding Dec. 31, 1982	58,596.85
PUBLIC WORKS				PRIOR YEARS TAXES OUTSTANDING	
Streets and Drainage	223,871.22	Public Enterprises		Balance January 1, 1982	68,884.59
Sewers and Sewage Processing	1,000.00	Recreation—Culture		Collected in 1982	68,884.59
Garbage and Trash Disposal		Public Works		Cancelled, Abated or Adjusted 1982	
Public Buildings and Grounds	18,750.00	Buildings and Grounds	31,413.00	Transfers to Tax Title Liens or Foreclosed	
Other Public Works		Library and Education		Balance December 31, 1982	
HEALTH and WELFARE		Conservation		TAX TITLE LIENS OUTSTANDING	
Health Services Except Environmental	800.00	All Other		Balance January 1, 1982	3,498.52
Welfare-Public Assistance	3,600.00	CAPITAL DEBT AUTHORIZED, DECEMBER 31, 1982		Transfer From Taxes	
Hospitals, Clinics, First Aid	3,000.00	ISSUED AND UNISSUED GROSS DEBT NET DEBT		Redeemed in 1982	3,498.52
Animal, Insect, & Rodent Control		School 220,282		Cancelled, Abated or Adjusted (1982)	
Other Welfare Services		Self-liquidating		Transfers to Foreclosed Property	
RECREATION and CONSERVATION		Other		Balance December 31, 1982	
Beaches and Boardwalks		Total 220,282		PROPERTY ACQUIRED BY DEED OR FORECLOSURE	
Parks, Playgrounds, Shade Trees	3,000.00	ISSUED AND OUTSTANDING		Balance January 1, 1982	
Land Reclamation & Conservation	14,400.00	School	220,282.38	Transfers From Taxes or Liens	
Other Recreational Services	2,500.00	Self-Liquidating		Sale for Cash (1982)	
EDUCATION (excluding schools)		Other		Cancelled, Abated or Adjusted (1982)	
Libraries	6,100.00	Total	220,282.38	Balance December 31, 1982	
Other Educational Services		EQUALIZED VALUATION BASIS		CURRENT FINANCES DECEMBER 31, 1982	
STATUTORY EXPENDITURES		FOR NET DEBT COMPUTATION	52,341,129	ASSETS	
Pensions & F. I. C. A.	16,500.78	REAL PROPERTY VALUATIONS		Cash Dec. 31, 1982	631,492.09
Employee Fringe Benefits	4,000.00	Code Class # of Parcels % VAL'N ASSESSED VALUATION		Taxes Receivable	58,596.85
Other Statutory Expenditures	2,000.00	1 Vacant Land 73 1.46 541,700.00		Tax Title Liens	
CETA And Other Public Employment Programs		2 Residential 527 57.86 21,401,800.00		Foreclosed Property	
MUNICIPAL FUNCTIONS TOTAL	520,767.00	3 Farm 375 27.03 9,559,200.00		Emergencies & Other Deferred Charges	
CAPITAL IMPROVEMENTS *MEMO*	65,000.00	4a Commercial 70 13.64 5,045,100.00		State and Federal Aid Receivable	1,008.20
DEBT SERVICE		4b Industrial		Other Receivables	854.23
Principal Payments	45,000.00	4c Apartments		Total	691,951.37
Interest Payments	2,177.08	Total 1045 36,987,800.00		LIABILITIES, RESERVES, AND SURPLUS	
DEFERRED CHARGES		Land Area 21.81 Sq. Miles		Cash Liabilities	287,609.32
SCHOOL, COUNTY, SPECIAL DISTRICT TAXES	1,328,295.67	Net Valuation Taxable-Municipal	37,878,241	Reserves for Receivables	59,451.08
RESERVE FOR UNCOLLECTED TAXES	120,000.00	Net Valuation Taxable-County	55,488,871	Surplus Dec. 31, 1982	344,890.97
EXPENDITURES TOTAL	2,016,239.75	State Equalized Valuation	57,171,330	Total	691,951.37
		State Equalization Ratio	65.72		



Population 1980 **16,072**  
 Population 1982 **16,163**  
 S & P Rating  
 Moody Rating **A1**

General Tax Rate Per \$100. **2.29**  
 State Equalized Tax Rate **2.27**

**CINNAMINSON TWP. - BURLINGTON CO.**

**Form of Government:**  
**Township Committee**

**Number of Members on Governing Body - 5**

**PER CAPITA:**

Gross Debt **361.29**  
 Net Debt **80.83**  
 Debt Service **17.96**  
 Total Tax Levy **583.70**  
 Municipal Expenditures **199.61**

**PER CENT:**

Gross Debt **1.58**  
 Net Debt **.35**  
 Tax Levy Collected **96.94**  
 Tax Levy Cancelled, Abated or Adjusted **1.10**

EXPENDITURES		REVENUES-REALIZED		1982 PROPERTY TAX	
<b>GENERAL GOVERNMENT</b>				<b>STATE EQUALIZED TAX RATE</b> →	
Governing Body & Public Boards		1982 Property Taxes Collected	<b>9,145,379.74</b>	Local District School Taxes	<b>1.56</b>
Municipal Clerk		1982 Payments in Lieu of Taxes		Regional & Consolidated School Tax	<b>6,213,522.97</b>
Financial Administration	<b>16,980.00</b>	Delinquent Tax & Lien Collections	<b>154,435.61</b>	School Taxes in Municipal Budget	
Assessment of Taxes	<b>15,484.00</b>	Business Personalty Replacement Taxes	<b>285,662.44</b>	County Taxes	<b>.59</b>
Collection of Taxes	<b>42,610.00</b>	Taxes from Public Utilities	<b>1,354,523.00</b>	County Library Taxes	<b>.03</b>
Planning, Housing & Development	<b>10,480.00</b>	Other Miscellaneous Tax Revenues		Local Municipal Purpose Taxes	<b>.09</b>
Human Resources		State Aid Revenues	<b>118,412.97</b>	Veteran & Senior Citizen Taxes	<b>128,725.00</b>
Elections		Federal Aid Revenues		Total Taxes for Rate Computation	<b>2.27</b>
General Administration (other)	<b>255,559.00</b>	State and Local Fiscal Assistance Act Utilized	<b>125,433.89</b>	Special District Taxes	<b>327,358.23</b>
<b>JUDICIARY</b>		Sole of Acquired Property	<b>40.00</b>	Bank Corp. Taxes	<b>7,418.78</b>
Municipal Courts	<b>29,825.00</b>	Other Miscellaneous Revenues	<b>581,293.20</b>	Added and Omitted Taxes	<b>73,146.10</b>
<b>PUBLIC SAFETY</b>		Total	<b>11,765,180.85</b>	Total Taxes Levied - ABSTRACT	<b>9,434,337.36</b>
Fire Protection	<b>149,025.00</b>	Prior Years Surplus Appropriated	<b>515,000.00</b>	Total Taxes Billed	<b>5,434,261.05</b>
Police Protection	<b>834,725.89</b>	REVENUES TOTAL	<b>12,280,180.85</b>	1982 TAXES COLLECTED	<b>5,145,379.74</b>
Civil Defense & Disaster Control	<b>2,000.00</b>	Reserve For Uncollected Taxes	<b>401,657.72</b>	1982 Taxes Cancelled, Abated or Adjusted	<b>103,444.18</b>
Environmental Inspection & Control	<b>39,078.00</b>	CAPITAL OUTLAY TOTAL	<b>430,109.26</b>	Transfer to Tax Title Liens or Foreclosed	
Other Public Safety				Balance Outstanding Dec. 31, 1982	<b>185,437.13</b>
<b>PUBLIC WORKS</b>				<b>PRIOR YEARS TAXES OUTSTANDING</b>	
Streets and Drainage	<b>650,241.39</b>	Public Enterprises		Balance January 1, 1982	<b>185,111.82</b>
Sewers and Sewage Processing		Recreation—Culture		Collected in 1982	<b>133,882.15</b>
Garbage and Trash Disposal		Public Works	<b>362,130.22</b>	Cancelled, Abated or Adjusted 1982	<b>22,043.52</b>
Public Buildings and Grounds	<b>80,665.61</b>	Buildings and Grounds	<b>67,979.04</b>	Transfers to Tax Title Liens or Foreclosed	<b>28,037.20</b>
Other Public Works	<b>2,314.39</b>	Library and Education		Balance December 31, 1982	<b>1,148.95</b>
<b>HEALTH and WELFARE</b>		Conservation		<b>TAX TITLE LIENS OUTSTANDING</b>	
Health Services Except Environmental	<b>3,030.00</b>	All Other		Balance January 1, 1982	<b>1,474.51</b>
Welfare-Public Assistance	<b>4,225.00</b>	CAPITAL DEBT AUTHORIZED, DECEMBER 31, 1982		Transfer From Taxes	<b>32,390.64</b>
Hospitals, Clinics, First Aid		ISSUED AND UNISSUED		Redeemed in 1982	<b>20,553.46</b>
Animal, Insect, & Rodent Control		School	<b>4,533,000</b>	Cancelled, Abated or Adjusted (1982)	
Other Welfare Services		Self-liquidating		Transfers to Foreclosed Property	
<b>RECREATION and CONSERVATION</b>		Other	<b>1,306,455</b>	Balance December 31, 1982	<b>13,311.69</b>
Beaches and Boardwalks		Total	<b>5,839,455</b>	<b>PROPERTY ACQUIRED BY DEED OR FORECLOSURE</b>	
Parks, Playgrounds, Shade Trees	<b>6,500.00</b>	ISSUED AND OUTSTANDING		Balance January 1, 1982	<b>29,970.00</b>
Land Reclamation & Conservation		School	<b>4,533,000.00</b>	Transfers From Taxes or Liens	
Other Recreational Services	<b>28,821.00</b>	Self-Liquidating		Sale for Cash (1982)	<b>40.00</b>
<b>EDUCATION (excluding schools)</b>		Other	<b>1,089,705.80</b>	Cancelled, Abated or Adjusted (1982)	
Libraries	<b>24,432.00</b>	Total	<b>5,622,705.80</b>	Balance December 31, 1982	<b>29,930.00</b>
Other Educational Services		EQUALIZED VALUATION BASIS		<b>CURRENT FINANCES DECEMBER 31, 1982</b>	
<b>STATUTORY EXPENDITURES</b>		FOR NET DEBT COMPUTATION	<b>368,581,832</b>	<b>ASSETS</b>	
Pensions & F. I. C. A.	<b>172,406.00</b>	REAL PROPERTY VALUATIONS		Cash Dec. 31, 1982	<b>3,717,322.32</b>
Employee Fringe Benefits	<b>88,584.00</b>	Code Class # of Parcels % VAL'N		Taxes Receivable	<b>186,586.08</b>
Other Statutory Expenditures	<b>6,289.00</b>	1 Vacant Land 244 2.21	<b>8,623,700.00</b>	Tax Title Liens	<b>13,311.69</b>
CETA and Other Public Employment Programs		2 Residential 4546 74.81	<b>291,749,700.00</b>	Foreclosed Property	<b>29,930.00</b>
<b>MUNICIPAL FUNCTIONS TOTAL</b>	<b>2,503,275.28</b>	3 Farm 27 .35	<b>1,352,400.00</b>	Emergencies & Other Deferred Charges	<b>100,000.00</b>
<b>CAPITAL IMPROVEMENTS *MEMO*</b>	<b>7,500.00</b>	4a Commercial 134 11.40	<b>44,440,800.00</b>	State and Federal Aid Receivable	<b>6,918.75</b>
<b>DEBT SERVICE</b>		4b Industrial 87 11.21	<b>43,714,700.00</b>	Other Receivables	<b>5,457.20</b>
Principal Payments	<b>263,297.05</b>	4c Apartments 1 .02	<b>66,300.00</b>	Total	<b>4,059,526.04</b>
Interest Payments	<b>27,000.00</b>	Total 5039	<b>389,587,600.00</b>	<b>LIABILITIES, RESERVES, AND SURPLUS</b>	
<b>DEFERRED CHARGES</b>	<b>31,000.00</b>	Land Area 7.57 Sq. Miles		Cash Liabilities	<b>3,184,255.96</b>
SCHOOL, COUNTY, SPECIAL DISTRICT TAXES	<b>9,007,798.90</b>	Net Valuation Taxable-Municipal	<b>394,672,700</b>	Reserves for Receivables	<b>235,284.97</b>
RESERVE FOR UNCOLLECTED TAXES	<b>401,657.72</b>	Net Valuation Taxable-County	<b>387,087,165</b>	Surplus Dec. 31, 1982	<b>639,985.11</b>
<b>EXPENDITURES TOTAL</b>	<b>12,234,028.95</b>	State Equalized Valuation	<b>398,055,687</b>	Total	<b>4,059,526.04</b>
		State Equalization Ratio	<b>99.14</b>		

2002

Population 1980 16,699  
 Population 1982 16,732  
 S & P Rating  
 Moody Rating A1

General Tax Rate Per \$100.

State Equalized Tax Rate 4.20  
 2.28

## CLARK TOWNSHIP – UNION COUNTY

## Form of Government:

Mayor–Council Plan F (OMCL 50)

Number of Members on Governing Body – 7

PER CAPITA:

Grass Debt 318.23  
 Net Debt 176.30  
 Debt Service 21.15  
 Total Tax Levy 728.78  
 Municipal Expenditures 285.48

PER CENT:

Gross Debt 1.10  
 Net Debt .61  
 Tax Levy Collected 99.18  
 Tax Levy Cancelled, Abated or Adjusted .02

EXPENDITURES		REVENUES-REALIZED		1982 PROPERTY TAX	
GENERAL GOVERNMENT				STATE EQUALIZED TAX RATE → .89	
Governing Body & Public Boards	26,520.00	1982 Property Taxes Collected		Local District School Taxes	4,748,474.00
Municipal Clerk	71,876.00	12,083,235.26		Regional & Consolidated School Tax	3,440,879.50
Financial Administration		1982 Payments in Lieu of Taxes		School Taxes in Municipal Budget	
Assessment of Taxes	32,714.00	Delinquent Tax & Lien Collections		County Taxes	2,567,720.90
Collection of Taxes	30,049.00	244,878.77		County Library Taxes	
Planning, Housing & Development	6,862.00	Business Personalty Replacement Taxes		Local Municipal Purpose Taxes	1,385,207.57
Human Resources	2,550.00	560,244.08		Veteran & Senior Citizen Taxes	174,375.00
Elections	3,700.00	Taxes from Public Utilities		Total Taxes for Rate Computation	12,316,656.97
General Administration (other)	452,790.00	1,035,557.00		Special District Taxes	
JUDICIARY		State Aid Revenues		Bank Corp. Taxes	30,012.14
Municipal Courts	44,442.00	139,968.75		Added and Omitted Taxes	21,594.93
PUBLIC SAFETY		Federal Aid Revenues		Total Taxes Levied - ABSTRACT	12,193,889.04
Fire Protection	196,974.00	State and Local Fiscal Assistance Act Utilized		Total Taxes Billed	12,182,546.05
Police Protection	1,221,402.00	104,092.29		1982 TAXES COLLECTED	12,083,235.26
Civil Defense & Disaster Control	1,689.00	Sale of Acquired Property		1982 Taxes Cancelled, Abated or Adjusted	3,038.97
Environmental Inspection & Control	32,947.00	693,847.75		Transfer to Tax Title Liens or Foreclosed	2,263.80
Other Public Safety		14,861,823.90		Balance Outstanding Dec. 31, 1982	94,008.02
PUBLIC WORKS		Prior Years Surplus Appropriated		PRIOR YEARS TAXES OUTSTANDING	
Streets and Drainage	506,885.96	850,000.00		Balance January 1, 1982	247,674.05
Sewers and Sewage Processing	469,588.00	REVENUES TOTAL		Collected in 1982	240,715.15
Garbage and Trash Disposal		15,711,823.90		Cancelled, Abated or Adjusted 1982	3,945.50
Public Buildings and Grounds	71,355.00	459,000.00		Transfers to Tax Title Liens or Foreclosed	2,052.99
Other Public Works	59,440.00	CAPITAL OUTLAY TOTAL		Balance December 31, 1982	960.41
HEALTH and WELFARE		207,582.24		TAX TITLE LIENS OUTSTANDING	
Health Services Except Environmental	31,093.00	Public Enterprises		Balance January 1, 1982	46,801.87
Welfare-Public Assistance	3,190.00	Recreation—Culture		Transfer From Taxes	4,316.79
Hospitals, Clinics, First Aid		85,196.42		Redeemed in 1982	4,163.62
Animal, Insect, & Rodent Control	3,000.00	3,833.96		Cancelled, Abated or Adjusted (1982)	
Other Welfare Services		CAPITAL DEBT AUTHORIZED, DECEMBER 31, 1982		Transfers to Foreclosed Property	
RECREATION and CONSERVATION		ISSUED AND UNISSUED GROSS DEBT NET DEBT		Balance December 31, 1982	46,955.04
Beaches and Boardwalks	6,825.00	School 2,246,246		PROPERTY ACQUIRED BY DEED OR FORECLOSURE	
Parks, Playgrounds, Shade Trees		Self-liquidating 390,000		Balance January 1, 1982	35,575.00
Land Reclamation & Conservation	29,950.00	Other 2,688,300		Transfers From Taxes or Liens	
Other Recreational Services		Total 5,324,546		Sale for Cash (1982)	
EDUCATION (excluding schools)		ISSUED AND OUTSTANDING		Cancelled, Abated or Adjusted (1982)	
Libraries	139,500.00	School 2,246,246.08		Balance December 31, 1982	35,575.00
Other Educational Services		Self-Liquidating 350,000.00		CURRENT FINANCES DECEMBER 31, 1982	
STATUTORY EXPENDITURES		Other 2,261,000.00		ASSETS	
Pensions & F. I. C. A.	285,410.20	Total 4,897,246.08		Cash Dec. 31, 1982	1,274,844.14
Employee Fringe Benefits	118,000.00	EQUALIZED VALUATION BASIS		Taxes Receivable	94,968.43
Other Statutory Expenditures	7,950.00	FOR NET DEBT COMPUTATION		Tax Title Liens	46,955.04
CETA And Other Public Employment Programs		REAL PROPERTY VALUATIONS		Foreclosed Property	35,575.00
MUNICIPAL FUNCTIONS TOTAL	3,896,702.16	Code Class # of Parcels % VAL'N		Emergencies & Other Deferred Charges	23,000.00
CAPITAL IMPROVEMENTS *MEMO*	28,470.80	1 Vacant Land 147 .86		State and Federal Aid Receivable	
DEBT SERVICE		2 Residential 4557 72.68		Other Receivables	30,351.88
Principal Payments	205,000.00	3 Farm 5 .08		Total	1,505,694.49
Interest Payments	148,935.18	4a Commercial 122 9.66		LIABILITIES, RESERVES, AND SURPLUS	
DEFERRED CHARGES	26,992.00	4b Industrial 25 12.23		Cash Liabilities	378,104.28
SCHOOL, COUNTY, SPECIAL DISTRICT TAXES	10,757,074.40	4c Apartments 9 4.48		Reserves for Receivables	207,850.35
RESERVE FOR UNCOLLECTED TAXES	459,000.00	Total 4865		Surplus Dec. 31, 1982	919,739.86
EXPENDITURES TOTAL	15,533,703.74	Land Area 4.53 Sq. Miles		Total	1,505,694.49
		Net Valuation Taxable-Municipal			
		Net Valuation Taxable-County			
		State Equalized Valuation			
		State Equalization Ratio			



0801

Population 1980 **6,013**  
 Population 1982 **6,033**  
 S & P Rating  
 Moody Rating

General Tax Rate Per \$100.

State Equalized Tax Rate **3.76**  
**2.70**

**CLAYTON BOROUGH - GLOUCESTER CO.****Form of Government:****Borough Council****Number of Members on Governing Body - 6**

PER CAPITA:

Gross Debt **360.83**  
 Net Debt **100.76**  
 Debt Service **13.88**  
 Total Tax Levy **384.92**  
 Municipal Expenditures **257.38**

PER CENT:

Gross Debt **2.76**  
 Net Debt **.77**  
 Tax Levy Collected **88.75**  
 Tax Levy Cancelled, Abated  
 or Adjusted

EXPENDITURES		REVENUES-REALIZED		1982 PROPERTY TAX	
GENERAL GOVERNMENT				STATE EQUALIZED TAX RATE <b>1.39</b>	
Governing Body & Public Boards	7,450.00	1982 Property Taxes Collected	2,058,641.06	Local District School Taxes	1,187,297.00
Municipal Clerk	12,705.00	1982 Payments in Lieu of Taxes		Regional & Consolidated School Tax	
Financial Administration	26,705.00	Delinquent Tax & Lien Collections	193,648.53	School Taxes in Municipal Budget	
Assessment of Taxes	15,600.00	Business Personalty Replacement Taxes	45,148.36	County Taxes	453,488.02
Collection of Taxes	15,636.00	Taxes from Public Utilities	382,145.00	County Library Taxes	13,732.26
Planning, Housing & Development	6,770.00	Other Miscellaneous Tax Revenues	35,669.90	Local Municipal Purpose Taxes	610,000.00
Human Resources		State Aid Revenues	131,440.43	Veteran & Senior Citizen Taxes	55,675.00
Elections	3,000.00	Federal Aid Revenues		Total Taxes for Rate Computation	2,360,192.28
General Administration (other)	132,249.43	State and Local Fiscal Assistance Act Utilized	97,459.49	Special District Taxes	
JUDICIARY		Sale of Acquired Property		Bank Corp. Taxes	2,566.78
Municipal Courts	23,601.48	Other Miscellaneous Revenues	152,251.94	Added and Omitted Taxes	15,162.04
PUBLIC SAFETY		Total	3,096,404.71	Total Taxes Levied - ABSTRACT	2,322,246.10
Fire Protection	40,500.00	Prior Years Surplus Appropriated	112,000.00	Total Taxes Billed	2,319,679.32
Police Protection	390,220.85	REVENUES TOTAL	3,208,404.71	1982 TAXES COLLECTED	2,058,641.06
Civil Defense & Disaster Control	600.00	Reserve For Uncollected Taxes	235,165.70	1982 Taxes Cancelled, Abated or Adjusted	
Environmental Inspection & Control	11,100.00	CAPITAL OUTLAY TOTAL	354,071.90	Transfer to Tax Title Liens or Foreclosed	
Other Public Safety				Balance Outstanding Dec. 31, 1982	261,038.26
PUBLIC WORKS				PRIOR YEARS TAXES OUTSTANDING	
Streets and Drainage	201,369.90	Public Enterprises		Balance January 1, 1982	165,684.27
Sewers and Sewage Processing		Recreation—Culture		Collected in 1982	133,604.22
Garbage and Trash Disposal	52,000.00	Public Works		Cancelled, Abated or Adjusted 1982	
Public Buildings and Grounds	109,800.00	Buildings and Grounds	354,071.90	Transfers to Tax Title Liens or Foreclosed	
Other Public Works		Library and Education		Balance December 31, 1982	32,080.05
HEALTH and WELFARE		Conservation		TAX TITLE LIENS OUTSTANDING	
Health Services Except Environmental	2,200.00	All Other		Balance January 1, 1982	128,761.84
Welfare-Public Assistance	7,217.00	CAPITAL DEBT AUTHORIZED, DECEMBER 31, 1982		Transfer From Taxes	
Hospitals, Clinics, First Aid		ISSUED AND UNISSUED		Redeemed in 1982	60,044.31
Animal, Insect, & Rodent Control	6,045.32	School	489,000	Cancelled, Abated or Adjusted (1982)	
Other Welfare Services		Self-liquidating	1,080,000	Transfers to Foreclosed Property	
RECREATION and CONSERVATION		Other	607,878	Balance December 31, 1982	68,717.53
Beaches and Boardwalks		Total	2,176,878	PROPERTY ACQUIRED BY DEED OR	
Parks, Playgrounds, Shade Trees	3,000.00			FORECLOSURE	
Land Reclamation & Conservation	500.00	ISSUED AND OUTSTANDING		Balance January 1, 1982	205,958.50
Other Recreational Services	18,600.00	School	489,000.00	Transfers From Taxes or Liens	
EDUCATION (excluding schools)		Self-Liquidating	1,080,000.00	Sale for Cash (1982)	
Libraries		Other	607,878.53	Cancelled, Abated or Adjusted (1982)	
Other Educational Services		Total	2,176,878.53	Balance December 31, 1982	205,958.50
STATUTORY EXPENDITURES		EQUALIZED VALUATION BASIS		CURRENT FINANCES DECEMBER 31, 1982	
Pensions & F. I. C. A.	70,485.60	FOR NET DEBT COMPUTATION	79,007,420	ASSETS	
Employee Fringe Benefits		REAL PROPERTY VALUATIONS		Cash Dec. 31, 1982	665,168.68
Other Statutory Expenditures	8,000.00	Code Class # of Parcels % VAL'N		Taxes Receivable	293,118.31
CETA And Other Public Employment Programs		1 Vacant Land 392 3.87	2,332,600.00	Tax Title Liens	68,717.53
MUNICIPAL FUNCTIONS TOTAL	1,205,355.58	2 Residential 1625 69.87	42,118,600.00	Foreclosed Property	205,958.50
CAPITAL IMPROVEMENTS *MEMO*	5,000.00	3 Farm 66 3.17	1,910,500.00	Emergencies & Other Deferred Charges	1,371.84
DEBT SERVICE		4a Commercial 90 8.43	5,082,300.00	State and Federal Aid Receivable	
Principal Payments	74,520.40	4b Industrial 16 10.64	6,414,600.00	Other Receivables	8,743.01
Interest Payments	9,203.68	4c Apartments 7 4.01	2,420,100.00	Total	1,243,077.87
DEFERRED CHARGES	28,536.37	Total 2196	60,278,700.00	LIABILITIES, RESERVES, AND SURPLUS	
SCHOOL, COUNTY, SPECIAL DISTRICT TAXES	1,694,517.28	Land Area 7.26 Sq. Miles		Cash Liabilities	146,489.73
RESERVE FOR UNCOLLECTED TAXES	235,165.70	Net Valuation Taxable-Municipal	61,307,631	Reserves for Receivables	571,890.16
EXPENDITURES TOTAL	3,247,299.01	Net Valuation Taxable-County	79,732,833	Surplus Dec. 31, 1982	524,697.98
		State Equalized Valuation	85,088,843	Total	1,243,077.87
		State Equalization Ratio	71.71		



0411  
 Population 1980 **5,764**  
 Population 1982 **5,771**  
 S & P Rating  
 Moody Rating **BAA1**

General Tax Rate Per \$100. **4.43**  
 State Equalized Tax Rate **3.52**

**CLEMENTON BOROUGH - CAMDEN CO.**  
**Form of Government:**  
**Borough Council**  
**Number of Members on Governing Body - 6**

PER CAPITA  
 Gross Debt **525.21**  
 Net Debt **61.82**  
 Debt Service **10.99**  
 Total Tax Levy **451.90**  
 Municipal Expenditures **198.55**  
 PER CENT:  
 Gross Debt **4.37**  
 Net Debt **.51**  
 Tax Levy Collected **91.80**  
 Tax Levy Cancelled, Abated or Adjusted

EXPENDITURES		REVENUES-REALIZED		1982 PROPERTY TAX	
<b>GENERAL GOVERNMENT</b>				<b>STATE EQUALIZED TAX RATE</b>	
Governing Body & Public Boards		1982 Property Taxes Collected	<b>2,392,407.04</b>	Local District School Taxes	<b>.55</b>
Municipal Clerk		1982 Payments in Lieu of Taxes		Regional & Consolidated School Tax	<b>.74</b>
Financial Administration	<b>14,720.00</b>	Delinquent Tax & Lien Collections	<b>191,339.92</b>	School Taxes in Municipal Budget	
Assessment of Taxes	<b>9,200.00</b>	Business Personalty Replacement Taxes	<b>37,522.36</b>	County Taxes	<b>1.15</b>
Collection of Taxes	<b>28,615.26</b>	Taxes from Public Utilities	<b>244,442.00</b>	County Library Taxes	<b>.03</b>
Planning, Housing & Development	<b>3,590.00</b>	Other Miscellaneous Tax Revenues		Local Municipal Purpose Taxes	<b>.65</b>
Human Resources		State Aid Revenues	<b>87,504.28</b>	Veteran & Senior Citizen Taxes	
Elections	<b>3,100.00</b>	Federal Aid Revenues		Total Taxes for Rate Computation	<b>3.52</b>
General Administration (other)	<b>113,978.50</b>	State and Local Fiscal Assistance Act Utilized	<b>26,541.95</b>	Special District Taxes	
<b>JUDICIARY</b>		State and Local Fiscal Assistance Act Utilized		Bank Corp. Taxes	<b>4,390.65</b>
Municipal Courts	<b>19,800.00</b>	Sale of Acquired Property		Added and Omitted Taxes	<b>14,392.87</b>
<b>PUBLIC SAFETY</b>		Other Miscellaneous Revenues	<b>87,752.14</b>	Total Taxes Levied - ABSTRACT	<b>2,607,899.32</b>
Fire Protection	<b>25,100.00</b>	Total	<b>3,067,509.69</b>	Total Taxes Billed	<b>2,606,102.81</b>
Police Protection	<b>300,162.00</b>	Prior Years Surplus Appropriated	<b>150,000.00</b>	<b>1982 TAXES COLLECTED</b>	<b>2,392,407.04</b>
Civil Defense & Disaster Control	<b>600.00</b>	<b>REVENUES TOTAL</b>	<b>3,217,509.69</b>	1982 Taxes Cancelled, Abated or Adjusted	
Environmental Inspection & Control	<b>10,750.00</b>	Reserve For Uncollected Taxes	<b>256,157.22</b>	Transfer to Tax Title Liens or Foreclosed	
Other Public Safety		<b>CAPITAL OUTLAY TOTAL</b>	<b>166,016.03</b>	Balance Outstanding Dec. 31, 1982	<b>27,218.87</b>
<b>PUBLIC WORKS</b>					<b>166,476.90</b>
Streets and Drainage	<b>119,727.02</b>	Public Enterprises	<b>158,612.03</b>	<b>PRIOR YEARS TAXES OUTSTANDING</b>	
Sewers and Sewage Processing		Recreation—Culture		Balance January 1, 1982	<b>180,455.81</b>
Garbage and Trash Disposal	<b>66,415.00</b>	Public Works	<b>7,404.00</b>	Collected in 1982	<b>174,465.55</b>
Public Buildings and Grounds	<b>14,407.55</b>	Buildings and Grounds		Cancelled, Abated or Adjusted 1982	
Other Public Works	<b>613.91</b>	Library and Education		Transfers to Tax Title Liens or Foreclosed	<b>5,432.47</b>
<b>HEALTH and WELFARE</b>		Conservation		Balance December 31, 1982	<b>557.79</b>
Health Services Except Environmental	<b>2,000.00</b>	All Other		<b>TAX TITLE LIENS OUTSTANDING</b>	
Welfare-Public Assistance	<b>1,500.00</b>	<b>CAPITAL DEBT AUTHORIZED, DECEMBER 31, 1982</b>		Balance January 1, 1982	<b>61,177.81</b>
Hospitals, Clinics, First Aid		<b>ISSUED AND UNISSUED</b>		Transfer From Taxes	<b>32,651.34</b>
Animal, Insect, & Rodent Control		School	<b>2,188,763</b>	Redeemed in 1982	<b>16,874.37</b>
Other Welfare Services		Self-liquidating	<b>538,941</b>	Cancelled, Abated or Adjusted (1982)	
<b>RECREATION and CONSERVATION</b>		Other	<b>303,300</b>	Transfers to Foreclosed Property	
Beaches and Boardwalks		Total	<b>3,031,004</b>	Balance December 31, 1982	<b>76,954.78</b>
Parks, Playgrounds, Shade Trees	<b>500.00</b>	<b>ISSUED AND OUTSTANDING</b>		<b>PROPERTY ACQUIRED BY DEED OR FORECLOSURE</b>	
Land Reclamation & Conservation		School	<b>2,135,319.40</b>	Balance January 1, 1982	<b>68,554.45</b>
Other Recreational Services	<b>1,080.00</b>	Self-liquidating	<b>538,750.00</b>	Transfers From Taxes or Liens	
<b>EDUCATION (excluding schools)</b>		Other	<b>303,300.00</b>	Sale for Cash (1982)	
Libraries	<b>6,000.00</b>	Total	<b>2,977,369.40</b>	Cancelled, Abated or Adjusted (1982)	
Other Educational Services		<b>EQUALIZED VALUATION BASIS</b>		Balance December 31, 1982	<b>68,554.45</b>
<b>STATUTORY EXPENDITURES</b>		<b>FOR NET DEBT COMPUTATION</b>	<b>65,381,029</b>	<b>CURRENT FINANCES DECEMBER 31, 1982</b>	
Pensions & F. I. C. A.	<b>50,149.03</b>	<b>REAL PROPERTY VALUATIONS</b>		<b>ASSETS</b>	
Employee Fringe Benefits	<b>24,600.00</b>	Code Class # of Parcels % VAL'N		Cash Dec. 31, 1982	<b>472,498.01</b>
Other Statutory Expenditures	<b>1,760.00</b>	1 Vacant Land 291 3.48	<b>2,002,030.00</b>	Taxes Receivable	<b>187,034.69</b>
<b>CETA And Other Public Employment Programs</b>		2 Residential 1660 75.12	<b>43,269,305.00</b>	Tax Title Liens	<b>76,954.78</b>
<b>MUNICIPAL FUNCTIONS TOTAL</b>	<b>818,368.27</b>	3 Farm		Foreclosed Property	<b>68,554.45</b>
<b>CAPITAL IMPROVEMENTS *MEMO*</b>	<b>5,000.00</b>	4a Commercial 69 15.79	<b>9,096,135.00</b>	Emergencies & Other Deferred Charges	<b>6,940.28</b>
<b>DEBT SERVICE</b>		4b Industrial 2 .18	<b>105,500.00</b>	State and Federal Aid Receivable	
Principal Payments	<b>30,500.00</b>	4c Apartments 7 5.43	<b>3,129,100.00</b>	Other Receivables	<b>2,728.29</b>
Interest Payments	<b>32,919.51</b>	Total 2029	<b>57,602,070.00</b>	Total	<b>814,710.50</b>
<b>DEFERRED CHARGES</b>	<b>7,872.51</b>	Land Area 1.91 Sq. Miles		<b>LIABILITIES, RESERVES, AND SURPLUS</b>	
<b>SCHOOL, COUNTY, SPECIAL DISTRICT TAXES</b>	<b>2,108,115.80</b>	Net Valuation Taxable-Municipal	<b>58,494,009</b>	Cash Liabilities	<b>138,096.28</b>
<b>RESERVE FOR UNCOLLECTED TAXES</b>	<b>256,157.22</b>	Net Valuation Taxable-County	<b>72,109,090</b>	Reserves for Receivables	<b>335,272.21</b>
<b>EXPENDITURES TOTAL</b>	<b>3,253,933.31</b>	State Equalized Valuation	<b>73,484,340</b>	Surplus Dec. 31, 1982	<b>341,342.01</b>
		State Equalization Ratio	<b>79.35</b>	Total	<b>814,710.50</b>

\*Includes County Health Service Taxes or County Vocational School Taxes. See Table 13.

Population 1980 21,464  
 Population 1982 21,324  
 S & P Rating  
 Moody Rating A

General Tax Rate Per \$100.

State Equalized Tax Rate 3.53

1.87

## CLIFFSIDE PARK BOROUGH - BERGEN CO.

## Form of Government:

## Borough Council

Number of Members on Governing Body - 6

Gross Debt 300.08  
 Net Debt 282.59  
 Debt Service 31.29  
 Total Tax Levy 557.38  
 Municipal Expenditures 286.66

Gross Debt 1.15  
 Net Debt 1.09  
 Tax Levy Collected 96.76  
 Tax Levy Cancelled, Abated or Adjusted .45

EXPENDITURES		REVENUES-REALIZED		1982 PROPERTY TAX	
GENERAL GOVERNMENT				STATE EQUALIZED TAX RATE	
Governing Body & Public Boards	1,000.00	1982 Property Taxes Collected	11,496,965.80	Local District School Taxes .85	5,395,764.50
Municipal Clerk		1982 Payments in Lieu of Taxes		Regional & Consolidated School Tax	
Financial Administration	18,500.00	Delinquent Tax & Lien Collections	179,313.95	School Taxes in Municipal Budget	
Assessment of Taxes	37,585.00	Business Personalty Replacement Taxes	150,526.92	County Taxes .33	2,121,107.03
Collection of Taxes	115,971.00	Taxes from Public Utilities	601,071.00	County Library Taxes	
Planning, Housing & Development	22,550.00	Other Miscellaneous Tax Revenues		Local Municipal Purpose Taxes .68	4,327,657.00
Human Resources		State Aid Revenues	182,994.89	Veteran & Senior Citizen Taxes	174,700.00
Elections		Federal Aid Revenues		Total Taxes for Rate Computation 1.86	12,019,228.53
General Administration (other)	478,737.00	State and Local Fiscal Assistance Act Utilized	151,464.00	Special District Taxes	
JUDICIARY		Sale of Acquired Property		Bank Corp. Taxes	27,781.51
Municipal Courts	52,486.00	Other Miscellaneous Revenues	417,746.98	Added and Omitted Taxes	13,298.17
PUBLIC SAFETY		Total	13,180,483.54	Total Taxes Levied - ABSTRACT	11,885,608.21
Fire Protection	571,441.00	Prior Years Surplus Appropriated	257,000.00	Total Taxes Billed	11,882,057.37
Police Protection	1,167,639.00	REVENUES TOTAL	13,437,483.54	1982 TAXES COLLECTED	11,496,965.80
Civil Defense & Disaster Control	1,100.00	Reserve For Uncollected Taxes	475,638.00	1982 Taxes Cancelled, Abated or Adjusted	53,772.49
Environmental Inspection & Control	28,762.00			Transfer to Tax Title Liens or Foreclosed	9,067.99
Other Public Safety		CAPITAL OUTLAY TOTAL	456,008.92	Balance Outstanding Dec. 31, 1982	322,251.09
PUBLIC WORKS				PRIOR YEARS TAXES OUTSTANDING	
Streets and Drainage	444,939.00	Public Enterprises		Balance January 1, 1982	186,214.95
Sewers and Sewage Processing	520,342.00	Recreation—Culture	2,095.05	Collected in 1982	179,313.95
Garbage and Trash Disposal	292,945.00	Public Works	452,574.67	Cancelled, Abated or Adjusted 1982	1,822.00
Public Buildings and Grounds	50,633.00	Buildings and Grounds	469.60	Transfers to Tax Title Liens or Foreclosed	5,079.00
Other Public Works	91,000.00	Library and Education	469.60	Balance December 31, 1982	
HEALTH and WELFARE		Conservation		TAX TITLE LIENS OUTSTANDING	
Health Services Except Environmental	66,236.00	All Other		Balance January 1, 1982	
Welfare-Public Assistance	35,446.00			Transfer From Taxes	14,766.72
Hospitals, Clinics, First Aid		CAPITAL DEBT AUTHORIZED, DECEMBER 31, 1982		Redeemed in 1982	
Animal, Insect, & Rodent Control		ISSUED AND UNISSUED GROSS DEBT		Cancelled, Abated or Adjusted (1982)	
Other Welfare Services		School 180,000		Transfers to Foreclosed Property	
RECREATION and CONSERVATION		Self-liquidating	6,218,992	Balance December 31, 1982	14,766.72
Beaches and Boardwalks		Other 6,218,992	6,026,031	PROPERTY ACQUIRED BY DEED OR	
Parks, Playgrounds, Shade Trees	34,379.00	Total 6,398,992	6,026,031	FORECLOSURE	
Land Reclamation & Conservation				Balance January 1, 1982	31,661.78
Other Recreational Services	40,711.00	ISSUED AND OUTSTANDING		Transfers From Taxes or Liens	
EDUCATION (excluding schools)		School 180,000.00		Sale for Cash (1982)	
Libraries	154,082.00	Self-liquidating	5,473,500.00	Cancelled, Abated or Adjusted (1982)	
Other Educational Services		Other 5,653,500.00		Balance December 31, 1982	31,661.78
STATUTORY EXPENDITURES		Total 5,653,500.00		CURRENT FINANCES DECEMBER 31, 1982	
Pensions & F. I. C. A.	472,293.08	EQUALIZED VALUATION BASIS		ASSETS	
Employee Fringe Benefits	174,000.00	FOR NET DEBT COMPUTATION	554,763,644	Cash Dec. 31, 1982	1,358,698.79
Other Statutory Expenditures	20,000.00	REAL PROPERTY VALUATIONS		Taxes Receivable	322,251.09
CETA And Other Public Employment Programs		Code Class # of Parcels % VAL'N		Tax Title Liens	14,766.72
MUNICIPAL FUNCTIONS TOTAL	4,892,777.08	1 Vacant Land 141 1.74	5,797,000.00	Foreclosed Property	31,661.78
CAPITAL IMPROVEMENTS *MEMO*	100.00	2 Residential 4752 76.13	253,639,600.00	Emergencies & Other Deferred Charges	44,494.07
DEBT SERVICE		3 Farm		State and Federal Aid Receivable	9,693.71
Principal Payments	151,500.00	4a Commercial 236 8.73	29,091,100.00	Other Receivables	23,068.76
Interest Payments	515,774.78	4b Industrial 14 .77	2,574,300.00	Total	1,844,634.92
		4c Apartments 141 12.63	42,073,600.00	LIABILITIES, RESERVES, AND SURPLUS	
		Total 5284	333,175,600.00	Cash Liabilities	675,712.23
DEFERRED CHARGES	76,941.90	Land Area 1.00 Sq. Miles		Reserves for Receivables	391,748.35
SCHOOL, COUNTY, SPECIAL DISTRICT TAXES	7,516,871.53	Net Valuation Taxable-Municipal	336,225,473	Surplus Dec. 31, 1982	777,174.34
RESERVE FOR UNCOLLECTED TAXES	475,638.00	Net Valuation Taxable-County	576,825,687	Total	1,844,634.92
EXPENDITURES TOTAL	13,629,503.29	State Equalized Valuation	631,445,950		
		State Equalization Ratio	53.02		



1602  
 Population 1980 74,388  
 Population 1982 75,740  
 S & P Rating  
 Moody Rating A1

General Tax Rate Per \$100. 3.57  
 State Equalized Tax Rate 1.83

**CLIFTON CITY – PASSAIC COUNTY**  
**Form of Government:**  
**Council-Manager (1923)**  
**Number of Members on Governing Body – 7**

PER CAPITA:  
 Gross Debt 550.25  
 Net Debt 326.55  
 Debt Service 33.90  
 Total Tax Levy 535.99  
 Municipal Expenditures 371.27  
 PER CENT:  
 Gross Debt 2.03  
 Net Debt 1.21  
 Tax Levy Collected 97.62  
 Tax Levy Cancelled, Abated or Adjusted .08

EXPENDITURES		REVENUES-REALIZED		1982 PROPERTY TAX	
<b>GENERAL GOVERNMENT</b>				<b>STATE EQUALIZED TAX RATE</b>	
Governing Body & Public Boards	31,325.00	1982 Property Taxes Collected	39,556,219.22	Local District School Taxes	.82 18,077,630.00
Municipal Clerk	150,375.00	1982 Payments in Lieu of Taxes		Regional & Consolidated School Tax	
Financial Administration	159,830.00	Delinquent Tax & Lien Collections	902,067.84	School Taxes in Municipal Budget	.02 509,750.00
Assessment of Taxes	149,010.00	Business Personalty Replacement Taxes	3,161,018.36	County Taxes	.61 13,579,002.75
Collection of Taxes	157,900.00	Taxes from Public Utilities	5,521,242.00	County Library Taxes	
Planning, Housing & Development	53,639.00	Other Miscellaneous Tax Revenues		Local Municipal Purpose Taxes	.37 8,158,791.90
Human Resources	105.00	State Aid Revenues	689,229.66	Veteran & Senior Citizen Taxes	
Elections	41,950.00	Federal Aid Revenues		Total Taxes for Rate Computation	1.82 41,329,724.65
General Administration (other)	976,053.50	State and Local Fiscal Assistance Act Utilized	623,620.79	Special District Taxes	
<b>JUDICIARY</b>		Sale of Acquired Property		Bank Corp. Taxes	111,751.63
Municipal Courts	203,675.00	Other Miscellaneous Revenues	4,743,620.49	Added and Omitted Taxes	119,035.44
<b>PUBLIC SAFETY</b>		Total	55,197,018.36	Total Taxes Levied - ABSTRACT	40,555,961.72
Fire Protection	4,159,740.20	Prior Years Surplus Appropriated	4,000,000.00	Total Taxes Billed	40,521,810.09
Police Protection	4,342,674.00	REVENUES TOTAL	59,197,018.36	1982 TAXES COLLECTED	39,556,219.22
Civil Defense & Disaster Control	18,420.00	Reserve For Uncollected Taxes	2,830,077.03	1982 Taxes Cancelled, Abated or Adjusted	30,547.06
Environmental Inspection & Control	134,620.00	<b>CAPITAL OUTLAY TOTAL</b>	5,446,291.62	Transfer to Tax Title Liens or Foreclosed	44,720.72
Other Public Safety	302,755.00			Balance Outstanding Dec. 31, 1982	890,323.09
<b>PUBLIC WORKS</b>		Public Enterprises		<b>PRIOR YEARS TAXES OUTSTANDING</b>	
Streets and Drainage	1,036,932.00	Recreation—Culture	47,180.36	Balance January 1, 1982	1,281,794.21
Sewers and Sewage Processing	4,893,625.00	Public Works	4,703,764.44	Collected in 1982	873,587.31
Garbage and Trash Disposal		Buildings and Grounds	669,958.64	Cancelled, Abated or Adjusted 1982	70,630.36
Public Buildings and Grounds	417,945.00	Library and Education	25,388.18	Transfers to Tax Title Liens or Foreclosed	8,785.17
Other Public Works	57,800.00	Conservation		Balance December 31, 1982	328,791.37
<b>HEALTH and WELFARE</b>		All Other		<b>TAX TITLE LIENS OUTSTANDING</b>	
Health Services Except Environmental	446,392.00	<b>CAPITAL DEBT AUTHORIZED, DECEMBER 31, 1982</b>		Balance January 1, 1982	234,935.94
Welfare-Public Assistance	48,825.00	ISSUED AND UNISSUED		Transfer From Taxes	54,656.47
Hospitals, Clinics, First Aid		School	3,232,000	Redeemed in 1982	28,480.53
Animal, Insect, & Rodent Control	34,900.00	Self-liquidating	931,000	Cancelled, Abated or Adjusted (1982)	
Other Welfare Services		Other	37,512,720	Transfers to Foreclosed Property	
<b>RECREATION and CONSERVATION</b>		Total	41,675,720	Balance December 31, 1982	261,111.88
Beaches and Boardwalks		<b>ISSUED AND OUTSTANDING</b>		<b>PROPERTY ACQUIRED BY DEED OR FORECLOSURE</b>	
Parks, Playgrounds, Shade Trees	552,780.00	School	2,232,000.00	Balance January 1, 1982	38,624.00
Land Reclamation & Conservation	325.00	Self-liquidating	931,000.00	Transfers From Taxes or Liens	
Other Recreational Services	249,616.50	Other	30,233,000.00	Sale for Cash (1982)	
<b>EDUCATION (excluding schools)</b>		Total	33,356,000.00	Cancelled, Abated or Adjusted (1982)	
Libraries	658,242.00	<b>EQUALIZED VALUATION BASIS</b>		Balance December 31, 1982	38,624.00
Other Educotonal Services		FOR NET DEBT COMPUTATION	2,050,341.686	<b>CURRENT FINANCES DECEMBER 31, 1982</b>	
<b>STATUTORY EXPENDITURES</b>		REAL PROPERTY VALUATIONS		<b>ASSETS</b>	
Pensions & F. I. C. A.	2,357,400.00	Code Class # of Parcels % VAL'N		Cash Dec. 31, 1982	11,515,854.79
Employee Fringe Benefits	937,650.00	1 Vacant Land 535 .94	10,585,800.00	Taxes Receivable	1,219,114.46
Other Statutory Expenditures	68,000.00	2 Residential 19070 59.51	668,155,200.00	Tax Title Liens	261,111.88
<b>CETA And Other Public Employment Programs</b>		3 Farm 3	45,800.00	Foreclosed Property	38,624.00
<b>MUNICIPAL FUNCTIONS</b>		4a Commercial 1148 15.82	177,588,700.00	Emergencies & Other Deferred Charges	
<b>CAPITAL IMPROVEMENTS</b>		4b Industrial 307 19.39	217,666,600.00	State and Federal Aid Receivable	56,999.95
<b>DEBT SERVICE</b>		4c Apartments 99 4.34	48,769,800.00	Other Receivables	138,539.60
Principal Payments	1,187,000.00	Total 21162	1,122,611,900.00	Total	13,270,244.68
Interest Payments	1,380,350.00	Land Area 11.20 Sq. Miles		<b>LIABILITIES, RESERVES, AND SURPLUS</b>	
<b>TYPE I SCHL DEBT *MEMO</b>	510,750.00	Net Valuation Taxable-Municipal	1,132,071,400	Cash Liabilities	6,075,841.82
<b>DEFERRED CHARGES</b>		Net Valuation Taxable-County	2,230,397,813	Reserves for Receivables	1,647,985.35
SCHOOL, COUNTY, SPECIAL DISTRICT TAXES	32,166,382.75	State Equalized Valuation	2,202,800,835	Surplus Dec. 31, 1982	5,546,417.51
RESERVE FOR UNCOLLECTED TAXES	2,830,077.03	State Equalization Ratio	51.19	Total	13,270,244.68
<b>EXPENDITURES TOTAL</b>	60,286,313.98				

\* ABOVE DEBT SERVICE INCLUDES TYPE I SCHOOL DEBT



Population 1980 **1,910**  
 Population 1982 **1,890**  
 S & P Rating **AAA**  
 Moody Rating **BAA1**

General Tax Rate Per \$100.

State Equalized Tax Rate **3.11**  
**2.83**

**CLINTON TOWN - HUNTERDON COUNTY****Form of Government:****Town Council****Number of Members on Governing Body - 7****PER CAPITA:**

Gross Debt **1,590.39**  
 Net Debt **1,358.84**  
 Debt Service **25.81**  
 Total Tax Levy **906.51**  
 Municipal Expenditures **367.61**

**PER CENT**

Gross Debt **5.47**  
 Net Debt **4.67**  
 Tax Levy Collected **94.56**  
 Tax Levy Cancelled, Abated or Adjusted **.12**

EXPENDITURES		REVENUES-REALIZED		1982 PROPERTY TAX	
<b>GENERAL GOVERNMENT</b>				<b>STATE EQUALIZED TAX RATE</b>	
Governing Body & Public Boards		1982 Property Taxes Collected	<b>1,611,076.04</b>	Local District School Taxes	<b>1.01</b> <b>606,638.25</b>
Municipal Clerk		1982 Payments in Lieu of Taxes	<b>1,288.05</b>	Regional & Consolidated School Tax	<b>.77</b> <b>461,171.25</b>
Financial Administration	<b>12,925.00</b>	Delinquent Tax & Lien Collections	<b>101,664.27</b>	School Taxes in Municipal Budget	
Assessment of Taxes	<b>5,800.00</b>	Business Personalty Replacement Taxes	<b>42,364.16</b>	County Taxes	<b>.45</b> <b>271,308.47</b>
Collection of Taxes	<b>6,600.00</b>	Taxes from Public Utilities	<b>73,754.00</b>	County Library Taxes	<b>.03</b> <b>16,297.72</b>
Planning, Housing & Development	<b>9,910.00</b>	Other Miscellaneous Tax Revenues		Local Municipal Purpose Taxes	<b>.56</b> <b>338,456.66</b>
Human Resources		State Aid Revenues	<b>14,244.27</b>	Veteran & Senior Citizen Taxes	<b>15,025.00</b>
Elections		Federal Aid Revenues		Total Taxes for Rate Computation	<b>2.82</b> <b>1,708,897.35</b>
General Administration (other)	<b>70,639.04</b>	State and Local Fiscal Assistance Act Utilized	<b>8,794.82</b>	Special District Taxes	
<b>JUDICIARY</b>		Sole of Acquired Property		Bank Corp. Taxes	<b>14,257.06</b>
Municipal Courts	<b>16,030.00</b>	Other Miscellaneous Revenues	<b>187,624.08</b>	Added and Omitted Taxes	<b>5,174.22</b>
<b>PUBLIC SAFETY</b>		Total	<b>2,040,809.69</b>	Total Taxes Levied - ABSTRACT	<b>1,713,303.63</b>
Fire Protection	<b>21,100.00</b>	Prior Years Surplus Appropriated	<b>80,000.00</b>	Total Taxes Billed	<b>1,703,793.40</b>
Police Protection	<b>152,454.40</b>	REVENUES TOTAL	<b>2,120,809.69</b>	1982 TAXES COLLECTED	<b>1,611,076.04</b>
Civil Defense & Disaster Control	<b>350.00</b>	Reserve For Uncollected Taxes	<b>124,485.66</b>	1982 Taxes Cancelled, Abated or Adjusted	<b>2,030.83</b>
Environmental Inspection & Control	<b>6,650.00</b>	CAPITAL OUTLAY TOTAL	<b>321,054.45</b>	Transfer to Tax Title Liens or Foreclosed	<b>77.75</b>
Other Public Safety				Balance Outstanding Dec. 31, 1982	<b>90,608.78</b>
<b>PUBLIC WORKS</b>				<b>PRIOR YEARS TAXES OUTSTANDING</b>	
Streets and Drainage	<b>47,947.00</b>	Public Enterprises	<b>283,800.29</b>	Balance January 1, 1982	<b>85,327.28</b>
Sewers and Sewage Processing	<b>3,500.00</b>	Recreation—Culture		Collected in 1982	<b>85,314.60</b>
Gorbage and Trash Disposal	<b>53,794.82</b>	Public Works	<b>14,774.65</b>	Cancelled, Abated or Adjusted 1982	<b>1.62</b>
Public Buildings and Grounds	<b>48,903.00</b>	Buildings and Grounds	<b>22,479.55</b>	Transfers to Tax Title Liens or Foreclosed	
Other Public Works	<b>2,786.67</b>	Library and Education		Balance December 31, 1982	<b>10.86</b>
<b>HEALTH and WELFARE</b>		Conservation		<b>TAX TITLE LIENS OUTSTANDING</b>	
Health Services Except Environmental	<b>1,800.00</b>	All Other		Balance January 1, 1982	<b>18,293.62</b>
Welfare-Public Assistance	<b>2,405.00</b>			Transfer From Taxes	<b>77.75</b>
Hospitals, Clinics, First Aid				Redeemed in 1982	<b>16,349.47</b>
Animal, Insect, & Rodent Control				Cancelled, Abated or Adjusted (1982)	
Other Welfare Services				Transfers to Foreclosed Property	
<b>RECREATION and CONSERVATION</b>				Balance December 31, 1982	<b>2,021.90</b>
Beaches and Boardwalks				<b>PROPERTY ACQUIRED BY DEED OR FORECLOSURE</b>	
Parks, Playgrounds, Shade Trees	<b>11,300.00</b>			Balance January 1, 1982	
Land Reclamation & Conservation	<b>200.00</b>			Transfers From Taxes or Liens	
Other Recreational Services				Sole for Cash (1982)	
<b>EDUCATION (excluding schools)</b>				Cancelled, Abated or Adjusted (1982)	
Libraries	<b>500.00</b>			Balance December 31, 1982	
Other Educational Services	<b>1,300.00</b>			<b>CURRENT FINANCES DECEMBER 31, 1982</b>	
<b>STATUTORY EXPENDITURES</b>				<b>ASSETS</b>	
Pensions & F. I. C. A.	<b>22,556.11</b>			Cash Dec. 31, 1982	<b>369,320.78</b>
Employee Fringe Benefits	<b>7,375.00</b>			Taxes Receivable	<b>90,619.64</b>
Other Statutory Expenditures	<b>2,000.00</b>			Tox Title Liens	<b>2,021.90</b>
<b>CETA And Other Public Employment Programs</b>				Foreclosed Property	
<b>MUNICIPAL FUNCTIONS TOTAL</b>	<b>508,826.04</b>			Emergencies & Other Deferred Charges	<b>5,400.00</b>
<b>CAPITAL IMPROVEMENTS *MEMO*</b>	<b>21,021.00</b>			State and Federal Aid Receivable	
<b>DEBT SERVICE</b>				Other Receivables	<b>2,073.65</b>
Principal Payments	<b>31,000.00</b>			Total	<b>469,435.97</b>
Interest Payments	<b>17,776.02</b>			<b>LIABILITIES, RESERVES, AND SURPLUS</b>	
<b>DEFERRED CHARGES</b>	<b>12,700.00</b>			Cash Liabilities	<b>55,627.64</b>
<b>SCHOOL, COUNTY, SPECIAL DISTRICT TAXES</b>	<b>1,355,415.69</b>			Reserves for Receivables	<b>94,715.19</b>
<b>RESERVE FOR UNCOLLECTED TAXES</b>	<b>124,485.66</b>			Surplus Dec. 31, 1982	<b>319,093.14</b>
<b>EXPENDITURES TOTAL</b>	<b>2,050,203.41</b>			Total	<b>469,435.97</b>

1006

Population 1980 **7,345**  
 Population 1982 **7,948**  
 S & P Rating  
 Moody Rating

General Tax Rate Per \$100.

2.10

State Equalized Tax Rate  
2.22**CLINTON TOWNSHIP – HUNTERDON CO.****Form of Government:****Small Municipality Plan C (OMCL 50)****Number of Members on Governing Body – 5**

PER CAPITA:

Gross Debt **393.09**  
 Net Debt **197.52**  
 Debt Service **49.26**  
 Total Tax Levy **796.49**  
 Municipal Expenditures **288.06**

PER CENT:

Gross Debt **1.30**  
 Net Debt **.65**  
 Tax Levy Collected **95.16**  
 Tax Levy Cancelled, Abated or Adjusted **.32**

EXPENDITURES		REVENUES-REALIZED		1982 PROPERTY TAX	
<b>GENERAL GOVERNMENT</b>				<b>STATE EQUALIZED TAX RATE</b>	
Governing Body & Public Boards		1982 Property Taxes Collected	<b>6,016,416.80</b>	Local District School Taxes <b>.89</b>	<b>2,505,399.50</b>
Municipal Clerk	<b>22,311.00</b>	1982 Payments in Lieu of Taxes		Regional & Consolidated School Tax <b>.70</b>	<b>1,956,068.07</b>
Financial Administration	<b>8,945.00</b>	Delinquent Tax & Lien Collections	<b>271,317.63</b>	School Taxes in Municipal Budget	
Assessment of Taxes	<b>43,000.00</b>	Business Personalty Replacement Taxes	<b>100,233.04</b>	County Taxes <b>.46</b>	<b>1,282,431.08</b>
Collection of Taxes	<b>46,689.00</b>	Taxes from Public Utilities	<b>376,001.00</b>	County Library Taxes <b>.03</b>	<b>77,023.49</b>
Planning, Housing & Development	<b>54,498.00</b>	Other Miscellaneous Tax Revenues		Local Municipal Purpose Taxes <b>.14</b>	<b>385,618.76</b>
Human Resources		State Aid Revenues	<b>63,178.05</b>	Veteran & Senior Citizen Taxes	<b>51,150.00</b>
Elections		Federal Aid Revenues		Total Taxes for Rate Computation <b>2.22</b>	<b>6,257,690.90</b>
General Administration (other)	<b>200,533.00</b>	State and Local Fiscal Assistance Act Utilized	<b>25,787.37</b>	Special District Taxes	
<b>JUDICIARY</b>		Sale of Acquired Property		Bank Corp Taxes	<b>2,770.34</b>
Municipal Courts	<b>33,500.00</b>	Other Miscellaneous Revenues	<b>693,682.20</b>	Added and Omitted Taxes	<b>121,202.87</b>
<b>PUBLIC SAFETY</b>		Total	<b>7,556,616.09</b>	Total Taxes Levied - ABSTRACT	<b>6,330,514.11</b>
Fire Protection	<b>70,039.00</b>	Prior Years Surplus Appropriated	<b>745,000.00</b>	Total Taxes Billed	<b>6,322,102.55</b>
Police Protection	<b>319,525.00</b>	REVENUES TOTAL	<b>8,301,616.09</b>	1982 TAXES COLLECTED	<b>6,016,416.80</b>
Civil Defense & Disaster Control	<b>500.00</b>	Reserve For Uncollected Taxes	<b>470,680.02</b>	1982 Taxes Cancelled, Abated or Adjusted	<b>20,379.07</b>
Environmental Inspection & Control	<b>40,536.00</b>			Transfer to Tax Title Liens or Foreclosed	<b>26,802.88</b>
Other Public Safety		CAPITAL OUTLAY TOTAL	<b>200,621.30</b>	Balance Outstanding Dec. 31, 1982	<b>258,503.80</b>
<b>PUBLIC WORKS</b>				<b>PRIOR YEARS TAXES OUTSTANDING</b>	
Streets and Drainage	<b>326,711.00</b>	Public Enterprises		Balance January 1, 1982	<b>291,984.47</b>
Sewers and Sewage Processing		Recreation—Culture		Collected in 1982	<b>253,247.10</b>
Garbage and Trash Disposal	<b>6,500.00</b>	Public Works	<b>49,031.00</b>	Cancelled, Abated or Adjusted 1982	<b>16,557.97</b>
Public Buildings and Grounds	<b>39,500.00</b>	Buildings and Grounds	<b>151,590.30</b>	Transfers to Tax Title Liens or Foreclosed	<b>14,938.17</b>
Other Public Works		Library and Education		Balance December 31, 1982	<b>7,241.23</b>
<b>HEALTH and WELFARE</b>		Conservation		<b>TAX TITLE LIENS OUTSTANDING</b>	
Health Services Except Environmental	<b>1,200.00</b>	All Other		Balance January 1, 1982	<b>89,186.19</b>
Welfare-Public Assistance		CAPITAL DEBT AUTHORIZED, DECEMBER 31, 1982		Transfer From Taxes	<b>44,280.90</b>
Hospitals, Clinics, First Aid		ISSUED AND UNISSUED GROSS DEBT NET DEBT		Redeemed in 1982	<b>18,070.53</b>
Animal, Insect, & Rodent Control	<b>1,250.00</b>	School <b>1,554,388</b>		Cancelled, Abated or Adjusted (1982)	<b>13,215.29</b>
Other Welfare Services		Self-liquidating		Transfers to Foreclosed Property	
<b>RECREATION and CONSERVATION</b>		Other <b>1,569,900</b>	<b>1,569,900</b>	Balance December 31, 1982	<b>102,181.27</b>
Beaches and Boardwalks		Total <b>3,124,288</b>	<b>1,569,900</b>	<b>PROPERTY ACQUIRED BY DEED OR FORECLOSURE</b>	
Parks, Playgrounds, Shade Trees	<b>10,625.00</b>			Balance January 1, 1982	
Land Reclamation & Conservation	<b>4,350.00</b>	ISSUED AND OUTSTANDING		Transfers From Taxes or Liens	
Other Recreational Services		School <b>1,554,388.74</b>		Sale for Cash (1982)	
<b>EDUCATION (excluding schools)</b>		Self-Liquidating		Cancelled, Abated or Adjusted (1982)	
Libraries		Other		Balance December 31, 1982	
Other Educational Services		Total <b>3,076,788.74</b>		<b>CURRENT FINANCES DECEMBER 31, 1982</b>	
<b>STATUTORY EXPENDITURES</b>		EQUALIZED VALUATION BASIS		ASSETS	
Pensions & F. I. C. A.	<b>87,000.00</b>	FOR NET DEBT COMPUTATION	<b>240,475.078</b>	Cash Dec. 31, 1982	<b>3,584,697.10</b>
Employee Fringe Benefits	<b>28,000.00</b>	REAL PROPERTY VALUATIONS		Taxes Receivable	<b>265,745.03</b>
Other Statutory Expenditures	<b>4,500.00</b>	Code Class # of Parcels % VAL'N		Tax Title Liens	<b>102,181.27</b>
<b>CETA And Other Public Employment Programs</b>		1 Vacant Land 328 4.37	<b>12,676,119.00</b>	Foreclosed Property	
<b>MUNICIPAL FUNCTIONS</b>		2 Residential 1928 64.62	<b>187,440,075.00</b>	Emergencies & Other Deferred Charges	<b>87,000.00</b>
CAPITAL IMPROVEMENTS <b>*MEMO*</b>	<b>45,500.00</b>	3 Farm 477 7.07	<b>20,516,350.00</b>	State and Federal Aid Receivable	<b>134.37</b>
<b>DEBT SERVICE</b>		4a Commercial 92 15.50	<b>44,948,350.00</b>	Other Receivables	<b>83,133.69</b>
Principal Payments	<b>220,000.00</b>	4b Industrial 6 8.22	<b>23,852,700.00</b>	Total	<b>4,122,891.46</b>
Interest Payments	<b>171,482.96</b>	4c Apartments 3 .22	<b>632,000.00</b>	<b>LIABILITIES, RESERVES, AND SURPLUS</b>	
		Total 2834	<b>290,065,594.00</b>	Cash Liabilities	<b>2,574,046.97</b>
<b>DEFERRED CHARGES</b>	<b>37,600.00</b>	Land Area 30.06 Sq. Miles		Reserves for Receivables	<b>451,059.99</b>
SCHOOL, COUNTY, SPECIAL DISTRICT TAXES	<b>5,820,922.14</b>	Net Valuation Taxable-Municipal	<b>295,753,326</b>	Surplus Dec. 31, 1982	<b>1,097,784.50</b>
RESERVE FOR UNCOLLECTED TAXES	<b>470,680.02</b>	Net Valuation Taxable-County	<b>274,678,250</b>	Total	<b>4,122,891.46</b>
<b>EXPENDITURES TOTAL</b>	<b>8,110,397.12</b>	State Equalized Valuation	<b>280,477,431</b>		
		State Equalization Ratio	<b>105.56</b>		



0207

Population 1980 8,164  
 Population 1982 8,116  
 S & P Rating AAA  
 Moody Rating A1

General Tax Rate Per \$100.

2.53

State Equalized Tax Rate

2.50

## CLOSTER BOROUGH - BERGEN COUNTY

## Form of Government:

## Borough Council

## Number of Members on Governing Body - 6

## PER CAPITA

Gross Debt

925.54

Net Debt

871.65

Debt Service

91.03

Total Tax Levy

976.76

Municipal Expenditures

454.66

## PER CENT:

Gross Debt

2.63

Net Debt

2.48

Tax Levy Collected

97.34

Tax Levy Cancelled, Abated

or Adjusted

.54

EXPENDITURES		REVENUES-REALIZED		1982 PROPERTY TAX	
GENERAL GOVERNMENT				STATE EQUALIZED TAX RATE	
Governing Body & Public Boards				Local District School Taxes	.89
Municipal Clerk	46,993.14	1982 Property Taxes Collected		Regional & Consolidated School Tax	.70
Financial Administration	86,750.30	1982 Payments in Lieu of Taxes		School Taxes in Municipal Budget	
Assessment of Taxes	14,249.88	Delinquent Tax & Lien Collections		County Taxes	.35
Collection of Taxes	3,800.00	Business Personality Replacement Taxes		County Library Taxes	
Planning, Housing & Development	25,976.82	Taxes from Public Utilities		Local Municipal Purpose Taxes	.56
Human Resources		Other Miscellaneous Tax Revenues		Veteran & Senior Citizen Taxes	
Elections	1,700.00	State Aid Revenues		Total Taxes for Rate Computation	2.50
General Administration (other)	512,342.18	Federal Aid Revenues		Special District Taxes	
JUDICIARY		State and Local Fiscal Assistance Act Utilized		Bank Corp. Taxes	20,602.44
Municipal Courts	23,359.10	Sale of Acquired Property		Added and Omitted Taxes	21,320.14
PUBLIC SAFETY		Other Miscellaneous Revenues		Total Taxes Levied - ABSTRACT	7,927,389.66
Fire Protection	99,550.20	Prior Years Surplus Appropriated		Total Taxes Billed	7,931,956.65
Police Protection	689,000.00	REVENUES TOTAL		1982 TAXES COLLECTED	7,720,640.19
Civil Defense & Disaster Control	100.00	Reserve For Uncollected Taxes		1982 Taxes Cancelled, Abated or Adjusted	42,521.71
Environmental Inspection & Control	21,857.24	CAPITAL OUTLAY TOTAL		Transfer to Tax Title Liens or Foreclosed	1,072.72
Other Public Safety				Balance Outstanding Dec. 31, 1982	167,722.03
PUBLIC WORKS				PRIOR YEARS TAXES OUTSTANDING	
Streets and Drainage	283,000.00	Public Enterprises		Balance January 1, 1982	130,720.51
Sewers and Sewage Processing	3,500.00	Recreation—Culture		Collected in 1982	130,720.51
Garbage and Trash Disposal	248,934.00	Public Works		Cancelled, Abated or Adjusted 1982	
Public Buildings and Grounds	34,454.20	Buildings and Grounds		Transfers to Tax Title Liens or Foreclosed	
Other Public Works	139,500.00	Library and Education		Balance December 31, 1982	
HEALTH and WELFARE		Conservation		TAX TITLE LIENS OUTSTANDING	
Health Services Except Environmental	47,085.00	All Other		Balance January 1, 1982	3,022.18
Welfare-Public Assistance	2,299.96	CAPITAL DEBT AUTHORIZED, DECEMBER 31, 1982		Transfer From Taxes	1,072.72
Hospitals, Clinics, First Aid		ISSUED AND UNISSUED GROSS DEBT NET DEBT		Redeemed in 1982	
Animal, Insect, & Rodent Control		School 437,335		Cancelled, Abated or Adjusted (1982)	
Other Welfare Services		Self-liquidating		Transfers to Foreclosed Property	
RECREATION and CONSERVATION		Other 7,074,325		Balance December 31, 1982	4,094.90
Beaches and Boardwalks		Total 7,511,660		PROPERTY ACQUIRED BY DEED OR FORECLOSURE	
Parks, Playgrounds, Shade Trees	9,500.00	ISSUED AND OUTSTANDING		Balance January 1, 1982	130,531.25
Land Reclamation & Conservation	500.00	School		Transfers From Taxes or Liens	
Other Recreational Services	41,500.00	Self-Liquidating		Sale for Cash (1982)	
EDUCATION (excluding schools)		Other		Cancelled, Abated or Adjusted (1982)	
Libraries	82,000.00	Total		Balance December 31, 1982	130,531.25
Other Educational Services		EQUALIZED VALUATION BASIS		CURRENT FINANCES DECEMBER 31, 1982	
STATUTORY EXPENDITURES		FOR NET DEBT COMPUTATION		ASSETS	
Pensions & F. I. C. A.	212,887.42	REAL PROPERTY VALUATIONS		Cash Dec. 31, 1982	476,289.23
Employee Fringe Benefits	87,596.45	Code Class # of Parcels % VAL'N		Taxes Receivable	167,722.03
Other Statutory Expenditures	11,000.00	ASSESSED VALUATION		Tax Title Liens	4,094.90
CETA And Other Public Employment Programs		1 Vacant Land 138 2.44		Foreclosed Property	130,531.25
MUNICIPAL FUNCTIONS TOTAL	2,729,435.89	2 Residential 2488 85.06		Emergencies & Other Deferred Charges	58,952.77
CAPITAL IMPROVEMENTS *MEMO*		3 Farm 6 .16		State and Federal Aid Receivable	236.20
DEBT SERVICE		4a Commercial 99 10.27		Other Receivables	1,148.50
Principal Payments	250,000.00	4b Industrial 9 2.03		Total	838,974.88
Interest Payments	448,795.27	4c Apartments 1 .03		LIABILITIES, RESERVES, AND SURPLUS	
DEFERRED CHARGES	38,313.08	Total 2741		Cash Liabilities	343,286.47
SCHOOL, COUNTY, SPECIAL DISTRICT TAXES	6,122,673.33	Land Area 3.17 Sq. Miles		Reserves for Receivables	303,496.68
RESERVE FOR UNCOLLECTED TAXES	183,489.70	Net Valuation Taxable-Municipal		Surplus Dec. 31, 1982	192,191.73
EXPENDITURES TOTAL	9,812,707.27	Net Valuation Taxable-County		Total	838,974.88
		State Equalized Valuation			
		State Equalization Ratio			



Population 1980 15,838  
 Population 1982 15,848  
 S & P Rating  
 Moody Rating AA

General Tax Rate Per \$100.

6.53

State Equalized Tax Rate

2.86

## COLLINGSWOOD BOROUGH - CAMDEN CO.

Form of Government:

Commission (1911)

Number of Members on Governing Body - 3

## PER CAPITAL:

Gross Debt 240.34  
 Net Debt 168.54  
 Debt Service 9.44  
 Total Tax Levy 436.68  
 Municipal Expenditures 189.44

## PER CENT:

Gross Debt 1.79  
 Net Debt 1.25  
 Tax Levy Collected 95.08  
 Tax Levy Cancelled, Abated or Adjusted .16

EXPENDITURES		REVENUES-REALIZED		1982 PROPERTY TAX	
GENERAL GOVERNMENT				STATE EQUALIZED TAX RATE	
Governing Body & Public Boards		1982 Property Taxes Collected	6,565,940.75	Local District School Taxes 1.30	3,129,964.75
Municipal Clerk		1982 Payments in Lieu of Taxes		Regional & Consolidated School Tax	
Financial Administration	8,500.00	Delinquent Tax & Lien Collections	311,174.68	School Taxes in Municipal Budget	
Assessment of Taxes	139,181.00	Business Personality Replacement Taxes	115,852.16	County Taxes 1.04	* 2,512,219.24
Collection of Taxes	37,981.92	Taxes from Public Utilities	611,162.00	County Library Taxes	
Planning, Housing & Development	7,687.00	Other Miscellaneous Tax Revenues	67,000.00	Local Municipal Purpose Taxes .52	1,255,800.00
Human Resources		State Aid Revenues	162,150.98	Veteran & Senior Citizen Taxes	176,375.00
Elections	6,800.00	Federal Aid Revenues		Total Taxes for Rate Computation 2.86	7,074,358.99
General Administration (other)	127,954.00	State and Local Fiscal Assistance Act Utilized	70,784.00	Special District Taxes	
JUDICIARY		Sale of Acquired Property		Bank Corp. Taxes	17,259.16
Municipal Courts	44,520.00	Other Miscellaneous Revenues	431,855.56	Added and Omitted Taxes	5,184.92
PUBLIC SAFETY		Total	8,335,920.13	Total Taxes Levied - ABSTRACT	6,920,428.07
Fire Protection	245,530.00	Prior Years Surplus Appropriated	81,800.00	Total Taxes Billed	6,905,741.09
Police Protection	715,661.00	REVENUES TOTAL	8,417,720.13	1982 TAXES COLLECTED	6,565,940.75
Civil Defense & Disaster Control	492.00	Reserve For Uncollected Taxes	324,670.45	1982 Taxes Cancelled, Abated or Adjusted	10,900.59
Environmental Inspection & Control	28,620.00	CAPITAL OUTLAY TOTAL	708,010.12	Transfer to Tax Title Liens or Foreclosed	5,724.67
Other Public Safety				Balance Outstanding Dec. 31, 1982	323,175.08
PUBLIC WORKS				PRIOR YEARS TAXES OUTSTANDING	
Streets and Drainage	364,571.00	Public Enterprises	127,855.06	Balance January 1, 1982	308,239.15
Sewers and Sewage Processing		Recreation—Culture		Collected in 1982	298,175.94
Garbage and Trash Disposal	237,000.00	Public Works	121,373.71	Cancelled, Abated or Adjusted 1982	5,274.62
Public Buildings and Grounds	27,616.00	Buildings and Grounds	458,781.35	Transfers to Tax Title Liens or Foreclosed	1,574.26
Other Public Works		Library and Education		Balance December 31, 1982	3,214.33
HEALTH and WELFARE		Conservation		TAX TITLE LIENS OUTSTANDING	
Health Services Except Environmental	225.00	All Other		Balance January 1, 1982	20,190.61
Welfare-Public Assistance	8,860.00	CAPITAL DEBT AUTHORIZED, DECEMBER 31, 1982		Transfer From Taxes	7,511.75
Hospitals, Clinics, First Aid		ISSUED AND UNISSUED GROSS DEBT NET DEBT		Redeemed in 1982	12,998.74
Animal, Insect, & Rodent Control	1,500.00	School 1,130,000		Cancelled, Abated or Adjusted (1982)	
Other Welfare Services		Self-liquidating 1,368,550	1,360,650	Transfers to Foreclosed Property	
RECREATION and CONSERVATION		Other 1,310,400	1,310,400	Balance December 31, 1982	14,703.62
Beaches and Boardwalks		Total 3,808,950	2,671,050	PROPERTY ACQUIRED BY DEED OR FORECLOSURE	
Parks, Playgrounds, Shade Trees	56,276.00	ISSUED AND OUTSTANDING		Balance January 1, 1982	3,250.00
Land Reclamation & Conservation	250.00	School 1,130,000.00		Transfers From Taxes or Liens	
Other Recreational Services	40,673.00	Self-Liquidating 950,000.00		Sale for Cash (1982)	
EDUCATION (excluding schools)		Other 710,000.00		Cancelled, Abated or Adjusted (1982)	
Libraries	130,391.00	Total 2,790,000.00		Balance December 31, 1982	3,250.00
Other Educational Services	3,000.00	EQUALIZED VALUATION BASIS		CURRENT FINANCES DECEMBER 31, 1982	
STATUTORY EXPENDITURES		FOR NET DEBT COMPUTATION	213,044.315	ASSETS	
Pensions & F. I. C. A.	219,800.00	REAL PROPERTY VALUATIONS		Cash Dec. 31, 1982	508,912.46
Employee Fringe Benefits	69,500.00	Code Class # of Parcels % VAL'N		Taxes Receivable	326,389.41
Other Statutory Expenditures		1 Vacant Land 188 .99	1,017,550.00	Tax Title Liens	14,703.62
CETA And Other Public Employment Programs		2 Residential 3914 72.27	74,188,450.00	Foreclosed Property	3,250.00
MUNICIPAL FUNCTIONS TOTAL	2,522,588.92	3 Farm		Emergencies & Other Deferred Charges	125,700.00
CAPITAL IMPROVEMENTS *MEMO*	12,500.00	4a Commercial 345 14.95	15,347,400.00	State and Federal Aid Receivable	67,000.00
DEBT SERVICE		4b Industrial		Other Receivables	29,037.21
Principal Payments	130,000.00	4c Apartments 43 11.79	12,103,350.00	Total	1,074,992.70
Interest Payments	19,567.50	Total 4490	102,656,750.00	LIABILITIES, RESERVES, AND SURPLUS	
DEFERRED CHARGES	5,423.13	Land Area 1.86 Sq. Miles		Cash Liabilities	196,113.03
SCHOOL, COUNTY, SPECIAL DISTRICT TAXES	5,642,183.99	Net Valuation Taxable-Municipal	105,739,409	Reserves for Receivables	373,380.24
RESERVE FOR UNCOLLECTED TAXES	324,670.45	Net Valuation Taxable-County	213,912,919	Surplus Dec. 31, 1982	505,499.43
EXPENDITURES TOTAL	8,644,433.99	State Equalized Valuation	237,565,871	Total	1,074,992.70
		State Equalization Ratio	43.78		

Population 1980 **7,888**  
 Population 1982 **8,012**  
 S & P Rating  
 Moody Rating

General Tax Rate Per \$100.

2.36

State Equalized Tax Rate

2.05

**COLTS NECK TOWNSHIP – MONMOUTH CO.****Form of Government:****Township Committee****Number of Members on Governing Body – 5****PER CAPITA:**

Gross Debt **492.88**  
 Net Debt **102.77**  
 Debt Service **15.95**  
 Total Tax Levy **794.25**  
 Municipal Expenditures **281.90**

**PER CENT:**

Gross Debt **1.41**  
 Net Debt **.29**  
 Tax Levy Collected **95.80**  
 Tax Levy Cancelled, Abated or Adjusted

EXPENDITURES		REVENUES-REALIZED		1982 PROPERTY TAX	
<b>GENERAL GOVERNMENT</b>				<b>STATE EQUALIZED TAX RATE</b>	
Governing Body & Public Boards		1982 Property Taxes Collected	6,091,790.52	Local District School Taxes .96	2,938,480.63
Municipal Clerk		1982 Payments in Lieu of Taxes		Regional & Consolidated School Tax .56	1,724,144.13
Financial Administration	14,840.00	Delinquent Tax & Lien Collections	233,781.77	School Taxes in Municipal Budget	
Assessment of Taxes	14,826.00	Business Personalty Replacement Taxes	62,268.72	County Taxes .51	1,568,384.78
Collection of Taxes	23,250.00	Taxes from Public Utilities	1,070,004.00	County Library Taxes .02	60,103.50
Planning, Housing & Development	26,600.00	Other Miscellaneous Tax Revenues		Local Municipal Purpose Taxes	
Human Resources		State Aid Revenues	42,740.58	Veteran & Senior Citizen Taxes	33,425.00
Elections	6,500.00	Federal Aid Revenues		Total Taxes for Rate Computation 2.05	6,324,538.04
General Administration (other)	314,150.00	State and Local Fiscal Assistance Act Utilized	37,580.00	Special District Taxes	
<b>JUDICIARY</b>		Sale of Acquired Property		Bank Corp Taxes	4,871.57
Municipal Courts	52,775.00	Other Miscellaneous Revenues	507,063.63	Added and Omitted Taxes	67,575.65
<b>PUBLIC SAFETY</b>		Total	8,045,229.22	Total Taxes Levied - ABSTRACT	6,363,560.26
Fire Protection	78,830.00	Prior Years Surplus Appropriated	700,000.00	Total Taxes Billed	6,358,688.69
Police Protection	179,679.73	<b>REVENUES TOTAL</b>	8,745,229.22	1982 TAXES COLLECTED	6,091,790.52
Civil Defense & Disaster Control	150.00	Reserve For Uncollected Taxes	381,303.00	1982 Taxes Cancelled, Abated or Adjusted	
Environmental Inspection & Control	16,075.00	<b>CAPITAL OUTLAY TOTAL</b>	420,617.45	Transfer to Tax Title Liens or Foreclosed	
Other Public Safety				Balance Outstanding Dec. 31, 1982	266,898.17
<b>PUBLIC WORKS</b>				<b>PRIOR YEARS TAXES OUTSTANDING</b>	
Streets and Drainage	469,900.00	Public Enterprises		Balance January 1, 1982	227,283.05
Sewers and Sewage Processing		Recreation—Culture	26,976.55	Collected in 1982	224,071.12
Gorbage and Trosh Disposal		Public Works	211,200.00	Cancelled, Abated or Adjusted 1982	
Public Buildings and Grounds	88,500.00	Buildings and Grounds	182,440.50	Transfers to Tax Title Liens or Foreclosed	
Other Public Works		Librory and Education		Balance December 31, 1982	3,211.93
<b>HEALTH and WELFARE</b>		Conservation		<b>TAX TITLE LIENS OUTSTANDING</b>	
Health Services Except Environmental	40,950.00	All Other		Balance January 1, 1982	70,328.32
Welfare-Public Assistance	8,700.00	<b>CAPITAL DEBT AUTHORIZED, DECEMBER 31, 1982</b>		Transfer From Taxes	
Hospitals, Clinics, First Aid	9,000.00	<b>ISSUED AND UNISSUED GROSS DEBT NET DEBT</b>		Redeemed in 1982	9,710.65
Animal, Insect, & Rodent Control		School 3,125,607		Cancelled, Abated or Adjusted (1982)	
Other Welfare Services		Self-liquidating		Transfers to Foreclosed Property	
<b>RECREATION and CONSERVATION</b>		Other 823,375	823,375	Balance December 31, 1982	60,617.67
Beaches and Boordwalks		Total 3,948,982	823,375	<b>PROPERTY ACQUIRED BY DEED OR FORECLOSURE</b>	
Parks, Playgrounds, Shode Trees	17,470.00	<b>ISSUED AND OUTSTANDING</b>		Balance January 1, 1982	
Land Reclamation & Conservation	5,750.00	School	3,029,738.18	Transfers From Taxes or Liens	
Other Recreational Services	147,500.00	Self-Liquidating		Sole for Cash (1982)	
<b>EDUCATION (excluding schools)</b>		Other 436,125.00	436,125.00	Cancelled, Abated or Adjusted (1982)	
Libraries	31,000.00	Total 3,465,863.18	3,465,863.18	Balance December 31, 1982	
Other Educational Services	20,000.00	<b>EQUALIZED VALUATION BASIS</b>		<b>CURRENT FINANCES DECEMBER 31, 1982</b>	
<b>STATUTORY EXPENDITURES</b>		<b>FOR NET DEBT COMPUTATION</b>	275,400.596	<b>ASSETS</b>	
Pensions & F. I. C. A.	48,118.50	<b>REAL PROPERTY VALUATIONS</b>		Cosh Dec. 31, 1982	2,981,378.65
Employee Fringe Benefits		Code Class # of Parcels % VAL'N	ASSESSED VALUATION	Taxes Receivable	270,110.10
Other Statutory Expenditures	5,600.00	1 Vacant Land 157 2.07	5,438,600.00	Tox Title Liens	60,617.67
CETA and Other Public Employment Programs		2 Residential 1836 81.70	215,120,300.00	Foreclosed Property	
<b>MUNICIPAL FUNCTIONS TOTAL</b>	1,620,164.23	3 Farm 499 10.25	26,985,700.00	Emergencies & Other Deferred Charges	479.73
<b>CAPITAL IMPROVEMENTS *MEMO*</b>	15,000.00	4a Commercial 60 5.98	15,750,600.00	State and Federal Aid Receivable	12,238.68
<b>DEBT SERVICE</b>		4b Industrial		Other Receivables	546.25
Principal Payments	83,580.00	4c Aportments		Total	3,325,371.08
Interest Payments	44,194.79	Total 2552	263,255,200.00	<b>LIABILITIES, RESERVES, AND SURPLUS</b>	
<b>DEFERRED CHARGES</b>	125,309.00	Land Area 31.70 Sq. Miles		Cash Liabilities	1,991,904.91
SCHOOL, COUNTY, SPECIAL DISTRICT TAXES	6,291,113.04	Net Valuation Taxable-Municipal	265,920,385	Reserves for Receivables	331,274.02
RESERVE FOR UNCOLLECTED TAXES	381,303.00	Net Valuation Taxable-County	293,096,001	Surplus Dec. 31, 1982	1,002,192.15
<b>EXPENDITURES TOTAL</b>	8,549,664.06	State Equalized Valuation	305,124,266	Total	3,325,371.08
		State Equalization Ratio	87.04		



Population 1980 **4,674**  
 Population 1982 **4,838**  
 S & P Rating  
 Moody Rating

General Tax Rate Per \$100 **3.08**  
 State Equalized Tax Rate **2.71**

**COMMERCIAL TWP. - CUMBERLAND CO.**  
**Form of Government:**  
**Township Committee**  
**Number of Members on Governing Body - 3**

PER CAPITA:  
 Gross Debt **179.47**  
 Net Debt **118.09**  
 Debt Service **14.57**  
 Total Tax Levy **275.52**  
 Municipal Expenditures **176.23**

PER CENT:  
 Gross Debt **2.25**  
 Net Debt **1.48**  
 Tax Levy Collected **84.67**  
 Tax Levy Cancelled, Abated or Adjusted **1.19**

EXPENDITURES		REVENUES-REALIZED		1982 PROPERTY TAX	
<b>GENERAL GOVERNMENT</b>				<b>STATE EQUALIZED TAX RATE</b> →	
Governing Body & Public Boards		1982 Property Taxes Collected	<b>1,139,715.55</b>	Local District School Taxes <b>1.34</b>	<b>586,353.00</b>
Municipal Clerk		1982 Payments in Lieu of Taxes		Regional & Consolidated School Tax	
Financial Administration	<b>23,700.00</b>	Delinquent Tax & Lien Collections	<b>121,432.29</b>	School Taxes in Municipal Budget	
Assessment of Taxes	<b>9,800.00</b>	Business Personalty Replacement Taxes	<b>39,467.64</b>	County Taxes <b>1.07</b> *	<b>469,171.40</b>
Collection of Taxes	<b>32,290.00</b>	Taxes from Public Utilities	<b>264,429.00</b>	County Library Taxes	
Planning, Hausing & Development	<b>64,700.00</b>	Other Miscellaneous Tax Revenues		Local Municipal Purpose Taxes <b>.30</b>	<b>129,437.03</b>
Human Resources		State Aid Revenues	<b>50,224.11</b>	Veteran & Senior Citizen Taxes	<b>93,825.00</b>
Elections	<b>2,465.00</b>	Federal Aid Revenues		Total Taxes for Rate Computation <b>2.71</b>	<b>1,278,786.43</b>
General Administration (other)	<b>113,200.00</b>	State and Local Fiscal Assistance Act Utilized	<b>50,295.00</b>	Special District Taxes	<b>143,941.75</b>
<b>JUDICIARY</b>		Sale of Acquired Property	<b>2,380.00</b>	Bank Corp. Taxes	<b>247.06</b>
Municipal Courts	<b>21,305.58</b>	Other Miscellaneous Revenues	<b>149,139.30</b>	Added and Omitted Taxes	<b>3,797.48</b>
<b>PUBLIC SAFETY</b>		Total	<b>1,817,082.89</b>	Total Taxes Levied - ABSTRACT	<b>1,332,947.72</b>
Fire Protection		REVENUES TOTAL	<b>1,557,082.89</b>	Total Taxes Billed	<b>1,346,066.62</b>
Police Protection	<b>3,900.00</b>	Prior Years Surplus Appropriated	<b>140,000.00</b>	1982 TAXES COLLECTED	<b>1,139,715.55</b>
Civil Defense & Disaster Control		Reserve For Uncollected Taxes	<b>175,802.77</b>	1982 Taxes Cancelled, Abated or Adjusted	<b>16,075.62</b>
Environmental Inspection & Control	<b>8,300.00</b>	CAPITAL OUTLAY TOTAL	<b>28,400.00</b>	Transfer to Tax Title Liens or Foreclosed	<b>15,255.48</b>
Other Public Safety				Balance Outstanding Dec. 31, 1982	<b>175,019.97</b>
<b>PUBLIC WORKS</b>				<b>PRIOR YEARS TAXES OUTSTANDING</b>	
Streets and Drainage	<b>142,695.00</b>	Public Enterprises		Balance January 1, 1982	<b>121,554.67</b>
Sewers and Sewage Processing	<b>9,500.00</b>	Recreation—Culture		Collected in 1982	<b>59,626.19</b>
Garbage and Trash Disposal	<b>41,200.00</b>	Public Works	<b>28,400.00</b>	Cancelled, Abated or Adjusted 1982	<b>154.31</b>
Public Buildings and Grounds	<b>30,100.00</b>	Buildings and Grounds		Transfers to Tax Title Liens or Foreclosed	
Other Public Works		Library and Education		Balance December 31, 1982	<b>21,774.17</b>
<b>HEALTH and WELFARE</b>		Conservation		<b>TAX TITLE LIENS OUTSTANDING</b>	
Health Services Except Environmental		All Other		Balance January 1, 1982	<b>64,451.88</b>
Welfare-Public Assistance	<b>1,860.00</b>	CAPITAL DEBT AUTHORIZED, DECEMBER 31, 1982		Transfer From Taxes	<b>15,255.48</b>
Hospitals, Clinics, First Aid		ISSUED AND UNISSUED		Redeemed in 1982	<b>21,806.10</b>
Animal, Insect, & Rodent Control	<b>5,850.00</b>	GROSS DEBT	<b>297,000</b>	Cancelled, Abated or Adjusted (1982)	
Other Welfare Services		NET DEBT		Transfers to Foreclosed Property	
<b>RECREATION and CONSERVATION</b>				Balance December 31, 1982	<b>57,901.26</b>
Beaches and Boardwalks		School	<b>571,300</b>	<b>PROPERTY ACQUIRED BY DEED OR FORECLOSURE</b>	
Parks, Playgrounds, Shade Trees	<b>3,000.00</b>	Self-liquidating		Balance January 1, 1982	<b>347,730.00</b>
Land Reclamation & Conservation		Other	<b>571,300</b>	Transfers From Taxes or Liens	
Other Recreational Services		Total	<b>868,300</b>	Sale for Cash (1982)	<b>2,380.00</b>
<b>EDUCATION (excluding schools)</b>				Cancelled, Abated or Adjusted (1982)	
Libraries		ISSUED AND OUTSTANDING		Balance December 31, 1982	<b>345,350.00</b>
Other Educational Services		School	<b>297,000.00</b>	<b>CURRENT FINANCES DECEMBER 31, 1982</b>	
<b>STATUTORY EXPENDITURES</b>		Self-Liquidating		<b>ASSETS</b>	
Pensions & F. I. C. A.	<b>30,200.00</b>	Other	<b>571,300.00</b>	Cash Dec. 31, 1982	<b>517,113.00</b>
Employee Fringe Benefits	<b>11,000.00</b>	Total	<b>868,300.00</b>	Taxes Receivable	<b>156,794.14</b>
Other Statutory Expenditures	<b>8,500.00</b>	EQUALIZED VALUATION BASIS		Tax Title Liens	<b>57,901.26</b>
<b>CETA And Other Public Employment Programs</b>		FOR NET DEBT COMPUTATION	<b>38,657,416</b>	Foreclosed Property	<b>345,350.00</b>
<b>MUNICIPAL FUNCTIONS TOTAL</b>	<b>563,565.58</b>	REAL PROPERTY VALUATIONS		Emergencies & Other Deferred Charges	<b>24,576.23</b>
<b>CAPITAL IMPROVEMENTS *MEMO*</b>		Code Class # of Parcels % VAL'N		State and Federal Aid Receivable	
<b>DEBT SERVICE</b>		1 Vacant Land <b>2453 15.88</b>	<b>5,825,180.00</b>	Other Receivables	<b>7,703.71</b>
Principal Payments	<b>6,000.00</b>	2 Residential <b>1780 73.04</b>	<b>26,751,200.00</b>	Total	<b>1,149,438.34</b>
Interest Payments	<b>64,471.15</b>	3 Farm <b>124 2.34</b>	<b>859,100.00</b>	<b>LIABILITIES, RESERVES, AND SURPLUS</b>	
		4a Commercial <b>73 3.13</b>	<b>1,147,450.00</b>	Cash Liabilities	<b>329,264.02</b>
		4b Industrial <b>26 5.61</b>	<b>2,056,400.00</b>	Reserves for Receivables	<b>607,749.11</b>
		4c Apartments <b>1</b>	<b>200.00</b>	Surplus Dec. 31, 1982	<b>212,425.21</b>
		Total <b>4457</b>	<b>36,679,530.00</b>	Total	<b>1,149,438.34</b>
<b>DEFERRED CHARGES</b>	<b>42,777.69</b>	Land Area <b>34.00</b> Sq. Miles			
<b>SCHOOL, COUNTY, SPECIAL DISTRICT TAXES</b>	<b>1,199,466.15</b>	Net Valuation Taxable-Municipal	<b>36,537,993</b>		
<b>RESERVE FOR UNCOLLECTED TAXES</b>	<b>175,802.77</b>	Net Valuation Taxable-County	<b>44,310,775</b>		
<b>EXPENDITURES TOTAL</b>	<b>2,052,083.34</b>	State Equalized Valuation	<b>43,539,864</b>		
		State Equalization Ratio	<b>88.00</b>		

\*Includes County Health Service Taxes or County Vocational School Taxes. See Table 13.



**0106**  
 Population 1980 **254**  
 Population 1982 **255**  
 S & P Rating  
 Moody Rating

General Tax Rate Per \$100.  
**3.54**  
 State Equalized Tax Rate  
**1.90**

**CORBIN CITY - ATLANTIC COUNTY**  
**Form of Government:**  
**Special Charter (P.L. 1922 c. 56)**  
**Number of Members on Governing Body - 3**

PER CAPITA:  
 Gross Debt **1,392.16**  
 Net Debt  
 Debt Service  
 Total Tax Levy **551.10**  
 Municipal Expenditures **363.80**

PER CENT:  
 Gross Debt **5.11**  
 Net Debt  
 Tax Levy Collected **186.12**  
 Tax Levy Cancelled, Abated or Adjusted **.01**

EXPENDITURES		REVENUES-REALIZED		1982 PROPERTY TAX	
<b>GENERAL GOVERNMENT</b>				<b>STATE EQUALIZED TAX RATE</b>	
Governing Body & Public Boards				Local District School Taxes	<b>.97</b>
Municipal Clerk				Regional & Consolidated School Tax	<b>71,208.00</b>
Financial Administration	<b>5,845.00</b>	1982 Property Taxes Collected		School Taxes in Municipal Budget	
Assessment of Taxes	<b>4,384.00</b>	130,920.45		County Taxes	<b>.47</b> *
Collection of Taxes	<b>2,800.00</b>	1982 Payments in Lieu of Taxes		County Library Taxes	<b>.03</b>
Planning, Housing & Development	<b>3,090.00</b>	2,539.30		Local Municipal Purpose Taxes	<b>.43</b>
Human Resources	<b>250.00</b>	Delinquent Tax & Lien Collections		Veteran & Senior Citizen Taxes	
Elections	<b>300.00</b>	5,950.00		Total Taxes for Rate Computation	<b>1.90</b>
General Administration (other)	<b>32,776.28</b>	Business Personalty Replacement Taxes		Special District Taxes	
<b>JUDICIARY</b>		Taxes from Public Utilities		Bank Corp. Taxes	
Municipal Courts	<b>4,300.00</b>	47,175.00		Added and Omitted Taxes	<b>1,718.07</b>
<b>PUBLIC SAFETY</b>		Other Miscellaneous Tax Revenues		Total Taxes Levied - ABSTRACT	<b>140,531.30</b>
Fire Protection	<b>500.00</b>	State Aid Revenues		Total Taxes Billed	<b>140,686.43</b>
Police Protection	<b>650.00</b>	6,098.59		1982 TAXES COLLECTED	<b>130,920.45</b>
Civil Defense & Disaster Control	<b>200.00</b>	Federal Aid Revenues		1982 Taxes Cancelled, Abated or Adjusted	<b>17.69</b>
Environmental Inspection & Control		State and Local Fiscal Assistance Act Utilized		Transfer to Tax Title Liens or Foreclosed	<b>1,688.58</b>
Other Public Safety		2,424.00		Balance Outstanding Dec. 31, 1982	<b>8,059.71</b>
<b>PUBLIC WORKS</b>		Sale of Acquired Property		<b>PRIOR YEARS TAXES OUTSTANDING</b>	
Streets and Drainage	<b>3,300.00</b>	Other Miscellaneous Revenues		Balance January 1, 1982	<b>7,242.60</b>
Sewers and Sewage Processing		Total		Collected in 1982	<b>5,799.89</b>
Garbage and Trash Disposal	<b>3,563.65</b>	24,329.53		Cancelled, Abated or Adjusted 1982	
Public Buildings and Grounds	<b>5,374.09</b>	221,432.67		Transfers to Tax Title Liens or Foreclosed	
Other Public Works		56,937.35		Balance December 31, 1982	<b>1,442.71</b>
<b>HEALTH and WELFARE</b>		REVENUES TOTAL		<b>TAX TITLE LIENS OUTSTANDING</b>	
Health Services Except Environmental	<b>160.00</b>	278,370.02		Balance January 1, 1982	<b>240.12</b>
Welfare-Public Assistance	<b>225.00</b>	13,045.00		Transfer From Taxes	<b>3,372.52</b>
Hospitals, Clinics, First Aid		<b>CAPITAL OUTLAY TOTAL</b>		Redeemed in 1982	<b>150.11</b>
Animal, Insect, & Rodent Control	<b>2,295.00</b>			Cancelled, Abated or Adjusted (1982)	
Other Welfare Services				Transfers to Foreclosed Property	
<b>RECREATION and CONSERVATION</b>		<b>CAPITAL DEBT AUTHORIZED, DECEMBER 31, 1982</b>		Balance December 31, 1982	<b>3,462.53</b>
Beaches and Boardwalks		<b>ISSUED AND UNISSUED GROSS DEBT NET DEBT</b>		<b>PROPERTY ACQUIRED BY DEED OR FORECLOSURE</b>	
Parks, Playgrounds, Shade Trees		School 355,000		Balance January 1, 1982	<b>27,810.00</b>
Land Reclamation & Conservation	<b>4,000.00</b>	Self-liquidating		Transfers From Taxes or Liens	
Other Recreational Services	<b>800.00</b>	Other		Sale for Cash (1982)	
<b>EDUCATION (excluding schools)</b>		Total 355,000		Cancelled, Abated or Adjusted (1982)	
Libraries		<b>ISSUED AND OUTSTANDING</b>		Balance December 31, 1982	<b>27,810.00</b>
Other Educational Services		School		<b>CURRENT FINANCES DECEMBER 31, 1982</b>	
<b>STATUTORY EXPENDITURES</b>		Self-Liquidating		<b>ASSETS</b>	
Pensions & F. I. C. A.	<b>4,350.00</b>	Other		Cash Dec. 31, 1982	<b>212,242.18</b>
Employee Fringe Benefits	<b>460.00</b>	Total		Taxes Receivable	<b>8,059.71</b>
Other Statutory Expenditures	<b>100.00</b>	<b>EQUALIZED VALUATION BASIS</b>		Tax Title Liens	<b>3,462.53</b>
CETA And Other Public Employment Programs		<b>FOR NET DEBT COMPUTATION</b>		Foreclosed Property	<b>27,810.00</b>
<b>MUNICIPAL FUNCTIONS TOTAL</b>		<b>REAL PROPERTY VALUATIONS</b>		Emergencies & Other Deferred Charges	
CAPITAL IMPROVEMENTS <b>*MEMC*</b>	<b>500.00</b>	Code Class # of Parcels % VAL'N		State and Federal Aid Receivable	<b>729.68</b>
<b>DEBT SERVICE</b>		<b>ASSESSED VALUATION</b>		Other Receivables	<b>350.45</b>
Principal Payments		1 Vacant Land 136 13.31		Total	<b>252,654.55</b>
Interest Payments		2 Residential 140 73.35		<b>LIABILITIES, RESERVES, AND SURPLUS</b>	
<b>DEFERRED CHARGES</b>		3 Farm 7 3.46		Cash Liabilities	<b>61,048.39</b>
SCHOOL, COUNTY, SPECIAL DISTRICT TAXES	<b>107,513.23</b>	4a Commercial 6 9.87		Reserves for Receivables	<b>39,682.69</b>
RESERVE FOR UNCOLLECTED TAXES	<b>13,045.00</b>	4b Industrial		Surplus Dec. 31, 1982	<b>151,923.47</b>
EXPENDITURES TOTAL	<b>200,281.25</b>	4c Apartments		Total	<b>252,654.55</b>
		Total 289			
		Land Area 8.30 Sq. Miles			
		Net Valuation Taxable-Municipal			
		Net Valuation Taxable-County			
		State Equalized Valuation			
		State Equalization Ratio			

Population 1980 **1,927**  
 Population 1982 **2,003**  
 S & P Rating  
 Moody Rating

General Tax Rate Per \$100. **2.51**  
 State Equalized Tax Rate **1.51**

# CRANBURY TOWNSHIP - MIDDLESEX CO.

## Form of Government:

## Township Committee

## Number of Members on Governing Body - 3

### PER CAPITA:

Gross Debt **538.67**  
 Net Debt **416.88**  
 Debt Service **19.17**  
 Total Tax Levy **1,234.34**  
 Municipal Expenditures **597.77**

### PER CENT:

Gross Debt **.77**  
 Net Debt **.59**  
 Tax Levy Collected **98.17**  
 Tax Levy Cancelled, Abated or Adjusted **.01**

EXPENDITURES		REVENUES-REALIZED		1982 PROPERTY TAX	
GENERAL GOVERNMENT				STATE EQUALIZED TAX RATE	
Governing Body & Public Boards		1982 Property Taxes Collected	2,385,534.09	Local District School Taxes	.73 1,167,695.00
Municipal Clerk		1982 Payments in Lieu of Taxes		Regional & Consolidated School Tax	
Financial Administration	14,530.00	Delinquent Tax & Lien Collections	51,548.90	School Taxes in Municipal Budget	
Assessment of Taxes	11,600.00	Business Personalty Replacement Taxes	140,505.92	County Taxes	.60 956,717.27
Collection of Taxes	9,400.00	Taxes from Public Utilities	289,352.00	County Library Taxes	
Planning, Housing & Development	56,990.00	Other Miscellaneous Tax Revenues		Local Municipal Purpose Taxes	.19 298,410.00
Human Resources		State Aid Revenues	15,940.09	Veteran & Senior Citizen Taxes	15,000.00
Elections	1,000.00	Federal Aid Revenues		Total Taxes for Rate Computation	1.52 2,437,822.27
General Administration (other)	140,810.00	State and Local Fiscal Assistance Act Utilized	28,819.00	Special District Taxes	
JUDICIARY		Sale of Acquired Property		Bank Corp. Taxes	16,504.06
Municipal Courts	28,710.00	Other Miscellaneous Revenues	309,947.48	Added and Omitted Taxes	33,063.88
PUBLIC SAFETY		Total	3,221,647.48	Total Taxes Levied - ABSTRACT	2,472,390.21
Fire Protection	31,025.00	Prior Years Surplus Appropriated	300,000.00	Total Taxes Billed	2,430,005.95
Police Protection	253,700.00	REVENUES TOTAL	3,521,647.48	1982 TAXES COLLECTED	2,385,534.09
Civil Defense & Disaster Control	100.00	Reserve For Uncollected Taxes	125,000.00	1982 Taxes Cancelled, Abated or Adjusted	301.20
Environmental Inspection & Control	13,200.00	CAPITAL OUTLAY TOTAL	106,018.94	Transfer to Tax Title Liens or Foreclosed	343.87
Other Public Safety				Balance Outstanding Dec. 31, 1982	43,826.79
PUBLIC WORKS				PRIOR YEARS TAXES OUTSTANDING	
Streets and Drainage	169,550.00	Public Enterprises		Balance January 1, 1982	51,231.53
Sewers and Sewage Processing	44,500.00	Recreation—Culture		Collected in 1982	51,229.96
Garbage and Trash Disposal	1,050.00	Public Works	106,018.94	Cancelled, Abated or Adjusted 1982	1.57
Public Buildings and Grounds	32,700.00	Buildings and Grounds		Transfers to Tax Title Liens or Foreclosed	
Other Public Works		Library and Education		Balance December 31, 1982	
HEALTH and WELFARE		Conservation		TAX TITLE LIENS OUTSTANDING	
Health Services Except Environmental	4,215.00	All Other		Balance January 1, 1982	2,999.32
Welfare-Public Assistance	6,260.00	CAPITAL DEBT AUTHORIZED, DECEMBER 31, 1982		Transfer From Taxes	343.87
Hospitals, Clinics, First Aid	1,650.00	ISSUED AND UNISSUED GROSS DEBT NET DEBT		Redeemed in 1982	318.94
Animal, Insect, & Rodent Control	6,375.00	School 180,000		Cancelled, Abated or Adjusted (1982)	
Other Welfare Services	1,500.00	Self-liquidating 63,948		Transfers to Foreclosed Property	
RECREATION and CONSERVATION		Other 835,005	835,005	Balance December 31, 1982	3,024.25
Beaches and Boardwalks		Total 1,078,954	835,005	PROPERTY ACQUIRED BY DEED OR FORECLOSURE	
Parks, Playgrounds, Shade Trees	41,424.00	ISSUED AND OUTSTANDING		Balance January 1, 1982	
Land Reclamation & Conservation	2,950.00	School 180,000.00		Transfers From Taxes or Liens	
Other Recreational Services	100.00	Self-Liquidating 60,000.00		Sale for Cash (1982)	
EDUCATION (excluding schools)		Other 642,000.00		Cancelled, Abated or Adjusted (1982)	
Libraries	38,800.00	Total 882,000.00		Balance December 31, 1982	
Other Educational Services		EQUALIZED VALUATION BASIS		CURRENT FINANCES DECEMBER 31, 1982	
STATUTORY EXPENDITURES		FOR NET DEBT COMPUTATION	140,497,682	ASSETS	
Pensions & F. I. C. A.	49,810.06	REAL PROPERTY VALUATIONS		Cash Dec. 31, 1982	726,762.00
Employee Fringe Benefits	19,325.00	Code Class # of Parcels % VAL'N		Taxes Receivable	43,826.79
Other Statutory Expenditures	4,300.00	1 Vacant Land 66 1.54	1,472,900.00	Tax Title Liens	3,024.25
CETA And Other Public Employment Programs		2 Residential 575 35.43	33,835,800.00	Foreclosed Property	
MUNICIPAL FUNCTIONS TOTAL	1,025,574.06	3 Farm 202 8.35	7,972,100.00	Emergencies & Other Deferred Charges	2,000.00
CAPITAL IMPROVEMENTS *MEMO*	50,000.00	4a Commercial 48 8.93	8,525,400.00	State and Federal Aid Receivable	
DEBT SERVICE		4b Industrial 13 45.62	43,569,200.00	Other Receivables	50,979.45
Principal Payments	6,000.00	4c Apartments 1 .13	120,300.00	Total	826,592.49
Interest Payments	32,400.00	Total 905	95,495,700.00	LIABILITIES, RESERVES, AND SURPLUS	
DEFERRED CHARGES	8,367.94	Land Area 13.38 Sq. Miles		Cash Liabilities	389,873.50
SCHOOL, COUNTY, SPECIAL DISTRICT TAXES	2,124,412.27	Net Valuation Taxable-Municipal	96,557,253	Reserves for Receivables	97,830.49
RESERVE FOR UNCOLLECTED TAXES	125,000.00	Net Valuation Taxable-County	169,971,961	Surplus Dec. 31, 1982	338,888.50
EXPENDITURES TOTAL	3,321,754.27	State Equalized Valuation	159,745,945	Total	826,592.49
		State Equalization Ratio	60.18		



Population 1980 24,573  
 Population 1982 24,535  
 S & P Rating A+  
 Moody Rating A1

General Tax Rate Per \$100. 4.29  
 State Equalized Tax Rate 2.52

**CRANFORD TOWNSHIP – UNION COUNTY**  
**Form of Government:**  
**Township Committee**  
**Number of Members on Governing Body – 5**

PER CAPITA: Gross Debt 671.17 PER CENT: Gross Debt 2.44  
 Net Debt 350.86 Net Debt 1.27  
 Debt Service 44.86 Tax Levy Collected 98.55  
 Total Tax Levy 770.03 Tax Levy Cancelled, Abated  
 Municipal Expenditures 360.02 or Adjusted .04

EXPENDITURES		REVENUES-REALIZED		1982 PROPERTY TAX	
<b>GENERAL GOVERNMENT</b>				STATE EQUALIZED TAX RATE $\rightarrow$	
Governing Body & Public Boards	3,500.00	1982 Property Taxes Collected 18,586,823.61		Local District School Taxes 1.48	11,044,006.90
Municipal Clerk		1982 Payments in Lieu of Taxes 46,721.82		Regional & Consolidated School Tax	
Financial Administration	97,260.00	Delinquent Tax & Lien Collections 265,936.39		School Taxes in Municipal Budget	
Assessment of Taxes	39,208.00	Business Personalty Replacement Taxes 385,464.00		County Taxes .48	3,599,263.71
Collection of Taxes	52,250.00	Taxes from Public Utilities 2,099,683.00		Caunt Library Taxes	
Planning, Housing & Development	35,345.00	Other Miscellaneous Tax Revenues 3,698.52		Local Municipal Purpose Taxes .56	4,138,168.58
Human Resources		State Aid Revenues 336,346.57		Veteran & Senior Citizen Taxes	243,600.00
Elections	5,760.00	Federal Aid Revenues		Total Taxes for Rate Computation 2.52	19,025,039.19
General Administration (other)	657,526.00	State and Local Fiscal Assistance Act Utilized 235,085.49		Special District Taxes	
<b>JUDICIARY</b>		State and Local Fiscal Assistance Act Utilized		Bank Corp Taxes	36,758.40
Municipal Courts	80,107.00	Sale of Acquired Property		Added and Omitted Taxes	74,607.39
<b>PUBLIC SAFETY</b>		Other Miscellaneous Revenues 538,148.21		Total Taxes Levied - ABSTRACT	18,892,804.98
Fire Protection	1,000,947.00	Total 22,857,907.61		Total Taxes Billed	18,859,824.30
Police Protection	1,603,010.00	Prior Years Surplus Appropriated 516,471.00		1982 TAXES COLLECTED	18,586,823.61
Civil Defense & Disaster Control	3,092.00	REVENUES TOTAL 23,814,378.61		1982 Taxes Cancelled, Abated or Adjusted	7,866.03
Environmental Inspection & Control	48,418.00	Reserve For Uncollected Taxes 673,278.23		Transfer to Tax Title Liens or Foreclosed	17,166.87
Other Public Safety		CAPITAL OUTLAY TOTAL 1,123,149.89		Balance Outstanding Dec. 31, 1982	247,967.79
<b>PUBLIC WORKS</b>		Public Enterprises 34,418.15		<b>PRIOR YEARS TAXES OUTSTANDING</b>	
Streets and Drainage	693,037.45	Recreation—Culture 127,302.80		Balance January 1, 1982	422,031.89
Sewers and Sewage Processing	747,489.00	Public Works 384,323.65		Collected in 1982	258,156.94
Garbage and Trash Disposal	37,606.00	Buildings and Grounds 577,105.29		Cancelled, Abated or Adjusted 1982	433.10
Public Buildings and Grounds	209,355.57	Library and Education		Transfers to Tax Title Liens or Foreclosed	1,065.82
Other Public Works	104,247.68	Conservation		Balance December 31, 1982	162,376.03
<b>HEALTH and WELFARE</b>		All Other		<b>TAX TITLE LIENS OUTSTANDING</b>	
Health Services Except Environmental	87,403.00	CAPITAL DEBT AUTHORIZED, DECEMBER 31, 1982		Balance January 1, 1982	66,321.33
Welfare-Public Assistance	19,053.00	ISSUED AND UNISSUED GROSS DEBT NET DEBT		Transfer From Taxes	18,399.08
Hospitals, Clinics, First Aid	3,500.00	School 6,221,000		Redeemed in 1982	7,779.45
Animal, Insect, & Radent Control	2,500.00	Self-liquidating 1,637,850		Cancelled, Abated or Adjusted (1982)	4,027.99
Other Welfare Services		Other 8,608,382		Transfers to Foreclosed Property	
<b>RECREATION and CONSERVATION</b>		Total 16,467,232 8,608,382		Balance December 31, 1982	72,912.97
Beaches and Boardwalks		ISSUED AND OUTSTANDING		<b>PROPERTY ACQUIRED BY DEED OR FORECLOSURE</b>	
Parks, Playgrounds, Shade Trees	63,187.00	School 6,221,000.00		Balance January 1, 1982	4,858,500.00
Land Reclamation & Conservation	50,124.00	Self-Liquidating 1,637,850.00		Transfers From Taxes or Liens	
Other Recreational Services	161,661.00	Other 6,280,735.10		Sale for Cash (1982)	
<b>EDUCATION (excluding schools)</b>		Total 14,139,585.10		Cancelled Abated or Adjusted (1982)	
Libraries	234,234.00	EQUALIZED VALUATION BASIS		Balance December 31, 1982	4,858,500.00
Other Educational Services	2,100.00	FOR NET DEBT COMPUTATION 675,832,490		<b>CURRENT FINANCES DECEMBER 31, 1982</b>	
<b>STATUTORY EXPENDITURES</b>		REAL PROPERTY VALUATIONS		<b>ASSETS</b>	
Pensions & F. I. C. A.	642,093.00	Code Class # of Parcels % VAL'N ASSESSED VALUATION		Cash Dec. 31, 1982	1,760,587.54
Employee Fringe Benefits	276,141.00	1 Vacant Land 140 .67 2,887,100.00		Taxes Receivable	410,343.82
Other Statutory Expenditures	30,000.00	2 Residential 7010 73.89 319,369,700.00		Tax Title Liens	72,912.97
CETA And Other Public Employment Programs		3 Farm 2 .01 58,800.00		Foreclosed Property	4,858,500.00
<b>MUNICIPAL FUNCTIONS TOTAL</b>	7,050,154.70	4a Commercial 235 15.24 65,872,800.00		Emergencies & Other Deferred Charges	21,225.06
<b>CAPITAL IMPROVEMENTS *MEMO*</b>	112,788.49	4b Industrial 57 8.26 35,659,400.00		State and Federal Aid Receivable	3,614.85
<b>DEBT SERVICE</b>		4c Apartments 14 1.93 8,334,500.00		Other Receivables	255,791.81
Principal Payments	444,524.90	Total 7458 432,222,300.00		Total	7,382,976.05
Interest Payments	656,197.21	Land Area 4.90 Sq. Miles		<b>LIABILITIES, RESERVES, AND SURPLUS</b>	
<b>DEFERRED CHARGES</b>	8,853.18	Net Valuation Taxable-Municipal 437,883,844		Cash Liabilities	816,146.81
<b>SCHOOL, COUNTY, SPECIAL DISTRICT TAXES</b>	14,643,270.61	Net Valuation Taxable-County 694,980,902		Reserves for Receivables	5,597,548.60
<b>RESERVE FOR UNCOLLECTED TAXES</b>	673,278.23	State Equalized Valuation 741,556,821		Surplus Dec. 31, 1982	969,280.64
<b>EXPENDITURES TOTAL</b>	23,476,278.83	State Equalization Ratio 58.76		Total	7,382,976.05



0208

Population 1980 **7,609**  
 Population 1982 **7,620**  
 S & P Rating  
 Moody Rating

General Tax Rate Per \$100.

**4.31**  
 State Equalized Tax Rate  
**2.26**

**CRESSKILL BOROUGH – BERGEN COUNTY****Form of Government:****Borough Council****Number of Members on Governing Body – 6**

PER CAPITA:

Gross Debt **412.84**  
 Net Debt **236.10**  
 Debt Service **11.29**  
 Total Tax Levy **857.19**  
 Municipal Expenditures **376.51**

PER CENT:

Gross Debt **1.25**  
 Net Debt **.71**  
 Tax Levy Collected **98.91**  
 Tax Levy Cancelled, Abated  
 or Adjusted **.09**

EXPENDITURES		REVENUES-REALIZED		1982 PROPERTY TAX	
<b>GENERAL GOVERNMENT</b>				<b>STATE EQUALIZED TAX RATE</b> → <b>1.44</b>	
Governing Body & Public Boards		1982 Property Taxes Collected	<b>6,455,412.12</b>	Local District School Taxes	<b>4,130,707.75</b>
Municipal Clerk		1982 Payments in Lieu of Taxes		Regional & Consolidated School Tax	
Financial Administration	<b>14,900.00</b>	Delinquent Tax & Lien Collections	<b>209,024.66</b>	School Taxes in Municipal Budget	
Assessment of Taxes	<b>17,150.00</b>	Business Personalty Replacement Taxes	<b>67,866.80</b>	County Taxes	<b>956,340.14</b>
Collection of Taxes	<b>68,030.00</b>	Taxes from Public Utilities	<b>554,268.00</b>	County Library Taxes	
Planning, Housing & Development	<b>7,350.00</b>	Other Miscellaneous Tax Revenues		Local Municipal Purpose Taxes	<b>1,360,556.12</b>
Human Resources		State Aid Revenues	<b>64,932.19</b>	Veteran & Senior Citizen Taxes	<b>80,800.00</b>
Elections	<b>1,970.00</b>	Federal Aid Revenues		Total Taxes for Rate Computation	<b>2.25</b>
General Administration (other)	<b>260,700.00</b>	State and Local Fiscal Assistance Act Utilized	<b>69,435.00</b>	Special District Taxes	
<b>JUDICIARY</b>		Sale of Acquired Property		Bank Corp. Taxes	<b>11,293.12</b>
Municipal Courts	<b>14,700.00</b>	Other Miscellaneous Revenues	<b>701,617.88</b>	Added and Omitted Taxes	<b>72,884.21</b>
<b>PUBLIC SAFETY</b>		Total	<b>8,162,556.65</b>	Total Taxes Levied - ABSTRACT	<b>6,531,781.34</b>
Fire Protection	<b>90,550.00</b>	Prior Years Surplus Appropriated	<b>300,000.00</b>	Total Taxes Billed	<b>6,526,836.75</b>
Police Protection	<b>632,069.01</b>	REVENUES	<b>8,462,556.65</b>	1982 TAXES COLLECTED	<b>6,455,412.12</b>
Civil Defense & Disaster Control	<b>250.00</b>	Reserve For Uncollected Taxes	<b>207,017.44</b>	1982 Taxes Cancelled, Abated or Adjusted	<b>5,651.83</b>
Environmental Inspection & Control	<b>36,200.00</b>	CAPITAL OUTLAY	<b>559,090.37</b>	Transfer to Tax Title Liens or Foreclosed	<b>2,103.28</b>
Other Public Safety		TOTAL		Balance Outstanding Dec. 31, 1982	<b>63,669.52</b>
<b>PUBLIC WORKS</b>				<b>PRIOR YEARS TAXES OUTSTANDING</b>	
Streets and Drainage	<b>482,475.00</b>	Public Enterprises	<b>3,026.00</b>	Balance January 1, 1982	<b>237,689.32</b>
Sewers and Sewage Processing	<b>117,265.97</b>	Recreation—Culture		Collected in 1982	<b>190,728.65</b>
Garbage and Trash Disposal	<b>267,800.00</b>	Public Works	<b>55,760.68</b>	Cancelled, Abated or Adjusted 1982	<b>45,712.04</b>
Public Buildings and Grounds	<b>46,900.00</b>	Buildings and Grounds	<b>540,303.69</b>	Transfers to Tax Title Liens or Foreclosed	<b>1,248.63</b>
Other Public Works	<b>50,000.00</b>	Library and Education		Balance December 31, 1982	
<b>HEALTH and WELFARE</b>		Conservation		<b>TAX TITLE LIENS OUTSTANDING</b>	
Health Services Except Environmental	<b>49,235.15</b>	All Other		Balance January 1, 1982	<b>24,652.16</b>
Welfare-Public Assistance	<b>3,200.00</b>	CAPITAL DEBT AUTHORIZED, DECEMBER 31, 1982		Transfer From Taxes	<b>3,527.60</b>
Hospitals, Clinics, First Aid		ISSUED AND UNISSUED		Redeemed in 1982	<b>18,296.01</b>
Animal, Insect, & Rodent Control	<b>16,100.00</b>	School	<b>1,341,000</b>	Cancelled, Abated or Adjusted (1982)	
Other Welfare Services		Self-liquidating	<b>22,100</b>	Transfers to Foreclosed Property	
<b>RECREATION and CONSERVATION</b>		Other	<b>1,782,776</b>	Balance December 31, 1982	<b>9,883.75</b>
Beaches and Boardwalks		Total	<b>3,145,876</b>	<b>PROPERTY ACQUIRED BY DEED OR FORECLOSURE</b>	
Parks, Playgrounds, Shade Trees	<b>19,350.00</b>	ISSUED AND OUTSTANDING		Balance January 1, 1982	<b>88,625.00</b>
Land Reclamation & Conservation	<b>200.00</b>	School	<b>1,191,000.00</b>	Transfers From Taxes or Liens	
Other Recreational Services	<b>33,900.00</b>	Self-Liquidating	<b>22,100.00</b>	Sale for Cash (1982)	
<b>EDUCATION (excluding schools)</b>		Other	<b>1,577,000.00</b>	Cancelled, Abated or Adjusted (1982)	
Libraries	<b>83,850.00</b>	Total	<b>2,790,100.00</b>	Balance December 31, 1982	<b>88,625.00</b>
Other Educational Services		EQUALIZED VALUATION BASIS		<b>CURRENT FINANCES DECEMBER 31, 1982</b>	
<b>STATUTORY EXPENDITURES</b>		FOR NET DEBT COMPUTATION	<b>251,807,754</b>	<b>ASSETS</b>	
Pensions & F. I. C. A.	<b>163,671.74</b>	REAL PROPERTY VALUATIONS		Cash Dec. 31, 1982	<b>4,054,718.48</b>
Employee Fringe Benefits	<b>42,800.00</b>	Code Class # of Parcels % VAL'N		Taxes Receivable	<b>63,669.52</b>
Other Statutory Expenditures		1 Vacant Land 193 3.70	<b>5,516,300.00</b>	Tax Title Liens	<b>9,883.75</b>
CETA And Other Public Employment Programs		2 Residential 2257 80.01	<b>119,411,090.00</b>	Foreclosed Property	<b>88,625.00</b>
<b>MUNICIPAL FUNCTIONS</b>	<b>2,520,616.87</b>	3 Farm		Emergencies & Other Deferred Charges	<b>21,647.64</b>
<b>CAPITAL IMPROVEMENTS</b>	<b>*MEMC*</b>	4a Commercial 63 12.66	<b>18,899,675.00</b>	State and Federal Aid Receivable	<b>1,174.33</b>
<b>DEBT SERVICE</b>		4b Industrial 7 2.67	<b>3,990,600.00</b>	Other Receivables	<b>2,376.68</b>
Principal Payments	<b>55,000.00</b>	4c Apartments 7 .95	<b>1,421,900.00</b>	Total	<b>4,242,095.40</b>
Interest Payments	<b>31,058.75</b>	Total 2527	<b>149,239,565.00</b>	<b>LIABILITIES, RESERVES, AND SURPLUS</b>	
<b>DEFERRED CHARGES</b>	<b>55,336.82</b>	Land Area 2.00 Sq. Miles		Cash Liabilities	<b>3,093,283.10</b>
<b>SCHOOL, COUNTY, SPECIAL DISTRICT TAXES</b>	<b>5,087,047.89</b>	Net Valuation Taxable-Municipal	<b>149,743,678</b>	Reserves for Receivables	<b>164,554.95</b>
<b>RESERVE FOR UNCOLLECTED TAXES</b>	<b>207,017.44</b>	Net Valuation Taxable-County	<b>259,249,738</b>	Surplus Dec. 31, 1982	<b>984,257.35</b>
<b>EXPENDITURES</b>	<b>7,956,077.77</b>	State Equalized Valuation	<b>285,638,933</b>	Total	<b>4,242,095.40</b>
<b>TOTAL</b>		State Equalization Ratio	<b>52.34</b>		

1310

Population 1980 1,952  
 Population 1982 1,936  
 S & P Rating  
 Moody Rating

General Tax Rate Per \$100.

State Equalized Tax Rate 1.44  
 1.31

## DEAL BOROUGH - MONMOUTH COUNTY

## Form of Government:

Commission (1911)

Number of Members on Governing Body - 3

## PER CAPITA

Gross Debt 473.39  
 Net Debt 473.39  
 Debt Service 79.89  
 Total Tax Levy 1,192.67  
 Municipal Expenditures 1,046.60

## PER CENT.

Gross Debt .58  
 Net Debt .58  
 Tax Levy Collected 94.84  
 Tax Levy Cancelled, Aboted or Adjusted .32

EXPENDITURES		REVENUES-REALIZED		1982 PROPERTY TAX	
GENERAL GOVERNMENT				STATE EQUALIZED TAX RATE →	
Governing Body & Public Boards				Local District School Taxes .41	719,481.00
Municipal Clerk				Regional & Consolidated School Tax	
Financial Administration	7,000.00	1982 Property Taxes Collected 2,186,476.84		School Taxes in Municipal Budget	
Assessment of Taxes	5,200.16	Delinquent Tax & Lien Collections 54,187.12		County Taxes .50	888,132.63
Collection of Taxes	23,700.00	Business Personalty Replacement Taxes 7,825.44		County Library Taxes .02	34,034.12
Planning, Housing & Development	8,000.00	Taxes from Public Utilities 351,222.00		Local Municipal Purpose Taxes .38	664,167.91
Human Resources		Other Miscellaneous Tax Revenues		Veteran & Senior Citizen Taxes	10,950.00
Elections	1,500.00	State Aid Revenues 16,347.93		Total Taxes for Rate Computation 1.31	2,316,765.66
General Administration (other)	200,729.05	Federal Aid Revenues		Special District Taxes	
JUDICIARY		State and Local Fiscal Assistance Act Utilized 13,307.92		Bank Corp. Taxes	3,189.60
Municipal Courts	23,620.00	Sole of Acquired Property		Added and Omitted Taxes	
PUBLIC SAFETY		Other Miscellaneous Revenues 880,773.48		Total Taxes Levied - ABSTRACT	2,309,005.26
Fire Protection	126,660.00	Total 3,550,140.73		Total Taxes Billed	2,305,479.74
Police Protection	414,055.00	Prior Years Surplus Appropriated 250,000.00		1982 TAXES COLLECTED	2,186,476.84
Civil Defense & Disaster Control	100.00	REVENUES TOTAL 3,840,140.73		1982 Taxes Cancelled, Aboted or Adjusted	7,452.88
Environmental Inspection & Control	3,728.07	Reserve For Uncollected Taxes 124,123.97		Transfer to Tax Title Liens or Foreclosed	24.43
Other Public Safety		CAPITAL OUTLAY TOTAL 190,048.74		Balance Outstanding Dec. 31, 1982	111,525.59
PUBLIC WORKS				PRIOR YEARS TAXES OUTSTANDING	
Streets and Drainage	172,460.88	Public Enterprises		Balance January 1, 1982	95,345.26
Sewers and Sewage Processing	88,893.69	Recreation—Culture 5,909.61		Collected in 1982	94,187.12
Garbage and Trash Disposal	75,975.00	Public Works 178,770.48		Cancelled, Aboted or Adjusted 1982	
Public Buildings and Grounds	11,970.93	Buildings and Grounds 5,368.65		Transfers to Tax Title Liens or Foreclosed	
Other Public Works	13,857.92	Library and Education		Balance December 31, 1982	1,158.14
HEALTH and WELFARE		Conservation		TAX TITLE LIENS OUTSTANDING	
Health Services Except Environmental	7,400.00	All Other		Balance January 1, 1982	91.46
Welfare-Public Assistance	2,000.00	CAPITAL DEBT AUTHORIZED, DECEMBER 31, 1982		Transfer From Taxes	24.43
Hospitals, Clinics, First Aid	500.00	ISSUED AND UNISSUED GROSS DEBT NET DEBT		Redeemed in 1982	
Animal, Insect, & Rodent Control	900.00	School		Cancelled, Aboted or Adjusted (1982)	
Other Welfare Services		Self-liquidating		Transfers to Foreclosed Property	
RECREATION and CONSERVATION		Other 916,484 916,484		Balance December 31, 1982	115.89
Beaches and Boardwalks	253,158.22	Total 916,484 916,484		PROPERTY ACQUIRED BY DEED OR FORECLOSURE	
Parks, Playgrounds, Shade Trees	3,880.00	ISSUED AND OUTSTANDING		Balance January 1, 1982	12,400.00
Land Reclamation & Conservation		School		Transfers From Taxes or Liens	
Other Recreational Services	5,080.00	Self-Liquidating		Sale for Cash (1982)	
EDUCATION (excluding schools)		Other 646,000.00 646,000.00		Cancelled, Abated or Adjusted (1982)	
Libraries	850.00	Total 646,000.00 646,000.00		Balance December 31, 1982	12,400.00
Other Educational Services		EQUALIZED VALUATION BASIS		CURRENT FINANCES DECEMBER 31, 1982	
STATUTORY EXPENDITURES		FOR NET DEBT COMPUTATION		ASSETS	
Pensions & F. I. C. A.	189,100.00	REAL PROPERTY VALUATIONS		Cash Dec. 31, 1982	1,031,477.77
Employee Fringe Benefits	38,600.00	Code Class # of Parcels % VAL'N ASSESSED VALUATION		Taxes Receivable	112,683.73
Other Statutory Expenditures	9,000.00	1 Vacant Land 75 3.38 5,353,200.00		Tax Title Liens	115.89
CETA And Other Public Employment Programs		2 Residential 801 91.40 145,770,400.00		Foreclosed Property	12,400.00
MUNICIPAL FUNCTIONS TOTAL 1,687,918.92		3 Farm 4,893,200.00		Emergencies & Other Deferred Charges	21,000.00
CAPITAL IMPROVEMENTS *MEMC* 20,000.00		4a Commercial 21 3.07 4,893,200.00		State and Federal Aid Receivable	
DEBT SERVICE		4b Industrial 3,426,600.00		Other Receivables	239,415.19
Principal Payments 53,000.00		4c Apartments 39 2.15 3,426,600.00		Total 1,417,092.58	
Interest Payments 61,664.75		Total 936 159,483,400.00		LIABILITIES, RESERVES, AND SURPLUS	
DEFERRED CHARGES 59,507.94		Land Area 1.20 Sq. Miles		Cash Liabilities 551,262.87	
SCHOOL, COUNTY, SPECIAL DISTRICT TAXES 1,641,647.75		Net Valuation Taxable-Municipal 160,436,966		Reserves for Receivables 364,614.81	
RESERVE FOR UNCOLLECTED TAXES 124,123.97		Net Valuation Taxable-County 165,924,042		Surplus Dec. 31, 1982 501,214.90	
EXPENDITURES TOTAL 3,667,863.33		State Equalized Valuation 175,864,073		Total 1,417,092.58	
		State Equalization Ratio 91.18			



0603

Population 1980 2,523  
 Population 1982 2,591  
 S & P Rating  
 Moody Rating

General Tax Rate Per \$100.

State Equalized Tax Rate 3.66  
 2.41

## DEERFIELD TWP. CUMBERLAND COUNTY

## Form of Government:

## Township Committee

## Number of Members on Governing Body - 5

## PER CAPITA:

Grass Debt 400.46  
 Net Debt 6.18  
 Debt Service  
 Total Tax Levy 382.88  
 Municipal Expenditures 220.88

## PER CENT:

Grass Debt 2.79  
 Net Debt .04  
 Tax Levy Collected 84.90  
 Tax Levy Cancelled, Abated  
 or Adjusted

EXPENDITURES	REVENUES-REALIZED	1982 PROPERTY TAX
GENERAL GOVERNMENT		STATE EQUALIZED TAX RATE
Governing Body & Public Boards		Local District School Taxes .85 345,767.00
Municipal Clerk		Regional & Consolidated School Tax .51 207,316.49
Financial Administration 20,900.00	1982 Property Taxes Collected 841,545.95	School Taxes in Municipal Budget
Assessment of Taxes 8,650.00	1982 Payments in Lieu of Taxes	County Taxes 1.06 * 433,584.78
Collection of Taxes 11,470.00	Delinquent Tax & Lien Collections 121,061.93	County Library Taxes
Planning, Housing & Development 4,900.00	Business Personalty Replacement Taxes 26,042.08	Local Municipal Purpose Taxes
Human Resources	Taxes from Public Utilities 180,182.00	Veteran & Senior Citizen Taxes
Elections	Other Miscellaneous Tax Revenues	Total Taxes for Rate Computation 2.42 1,019,518.27
General Administration (other) 167,700.00	State Aid Revenues 18,269.24	Special District Taxes
JUDICIARY	Federal Aid Revenues	Bank Corp. Taxes 816.58
Municipal Courts 12,990.00	State and Local Fiscal Assistance Act Utilized 29,081.60	Added and Omitted Taxes 4,556.70
PUBLIC SAFETY	Sale of Acquired Property 1,250.00	Total Taxes Levied - ABSTRACT 992,041.55
Fire Protection 43,800.00	Other Miscellaneous Revenues 131,184.28	Total Taxes Billed 991,224.97
Police Protection 6,500.00	Total 1,348,617.08	1982 TAXES COLLECTED 841,545.95
Civil Defense & Disaster Control 5,000.00	Prior Years Surplus Appropriated 259,600.00	1982 Taxes Cancelled, Abated or Adjusted
Environmental Inspection & Control 4,800.00	REVENUES TOTAL 1,608,217.08	Transfer to Tax Title Liens or Foreclosed
Other Public Safety	Reserve For Uncollected Taxes 152,790.00	Balance Outstanding Dec. 31, 1982 149,679.02
PUBLIC WORKS	CAPITAL OUTLAY TOTAL	PRIOR YEARS TAXES OUTSTANDING
Streets and Drainage 34,500.00	Public Enterprises	Balance January 1, 1982 119,772.68
Sewers and Sewage Processing	Recreation—Culture	Collected in 1982 113,048.37
Garbage and Trash Disposal 13,050.00	Public Works	Cancelled, Abated or Adjusted 1982
Public Buildings and Grounds 33,000.00	Buildings and Grounds	Transfers to Tax Title Liens or Foreclosed
Other Public Works	Library and Education	Balance December 31, 1982 6,724.31
HEALTH and WELFARE	Conservation	TAX TITLE LIENS OUTSTANDING
Health Services Except Environmental 3,450.00	All Other	Balance January 1, 1982 44,257.37
Welfare-Public Assistance 7,200.00	CAPITAL DEBT AUTHORIZED, DECEMBER 31, 1982	Transfer From Taxes
Hospitals, Clinics, First Aid	ISSUED AND UNISSUED GROSS DEBT NET DEBT	Redeemed in 1982 8,013.56
Animal, Insect, & Rodent Control 10,100.00	School 1,021,595	Cancelled, Abated or Adjusted (1982)
Other Welfare Services	Self-liquidating 16,000 16,000	Transfers to Foreclosed Property
RECREATION and CONSERVATION	Other 16,000 16,000	Balance December 31, 1982 36,243.81
Beaches and Boardwalks	Total 1,037,595	PROPERTY ACQUIRED BY DEED OR
Parks, Playgrounds, Shade Trees	ISSUED AND OUTSTANDING	FORECLOSURE
Land Reclamation & Conservation 8,500.00	School 1,021,595.34	Balance January 1, 1982 15,400.00
Other Recreational Services	Self-Liquidating	Transfers From Taxes or Liens
EDUCATION (excluding schools)	Other	Sale for Cash (1982) 1,250.00
Libraries	Total 1,021,595.34	Cancelled, Abated or Adjusted (1982)
Other Educational Services	EQUALIZED VALUATION BASIS	Balance December 31, 1982 14,150.00
STATUTORY EXPENDITURES	FOR NET DEBT COMPUTATION 37,130,955	CURRENT FINANCES DECEMBER 31, 1982
Pensions & F. I. C. A. 16,000.00	REAL PROPERTY VALUATIONS	ASSETS
Employee Fringe Benefits	Code Class # of Parcels % VAL'N ASSESSED VALUATION	Cash Dec. 31, 1982 873,385.07
Other Statutory Expenditures 3,000.00	1 Vacant Land 390 6.09 1,553,000.00	Taxes Receivable 156,403.33
CETA And Other Public Employment Programs	2 Residential 677 65.43 17,123,000.00	Tax Title Liens 36,243.81
MUNICIPAL FUNCTIONS TOTAL 415,510.00	3 Farm 367 18.49 4,841,100.00	Foreclosed Property 14,150.00
CAPITAL IMPROVEMENTS *MEMO*	4a Commercial 57 9.99 2,614,200.00	Emergencies & Other Deferred Charges
DEBT SERVICE	4b Industrial	State and Federal Aid Receivable 6,712.72
Principal Payments	4c Apartments	Other Receivables 8,777.81
Interest Payments	Total 1491 26,171,300.00	Total 1,095,672.74
DEFERRED CHARGES 4,000.00	Land Area 16.70 Sq. Miles	LIABILITIES, RESERVES, AND SURPLUS
SCHOOL, COUNTY, SPECIAL DISTRICT TAXES 986,668.27	Net Valuation Taxable-Municipal 26,962,308	Cash Liabilities 418,934.64
RESERVE FOR UNCOLLECTED TAXES 152,790.00	Net Valuation Taxable-County 40,458,182	Reserves for Receivables 215,574.95
EXPENDITURES TOTAL 1,558,968.27	State Equalized Valuation 40,492,616	Surplus Dec. 31, 1982 461,163.15
	State Equalization Ratio 65.92	Total 1,095,672.74



0309

Population 1980 3,730  
 Population 1982 3,744  
 S & P Rating  
 Moody Rating A

General Tax Rate Per \$100.

3.34  
 State Equalized Tax Rate  
 2.94

## DELANCO TOWNSHIP – BURLINGTON CO.

## Form of Government:

## Township Committee

## Number of Members on Governing Body – 3

PER CAPITA:

Gross Debt 267.58  
 Net Debt 234.74  
 Debt Service 45.35  
 Total Tax Levy 632.80  
 Municipal Expenditures 293.92

PER CENT:

Gross Debt 1.33  
 Net Debt 1.17  
 Tax Levy Collected 91.31  
 Tax Levy Cancelled, Abated  
 or Adjusted .20

EXPENDITURES		REVENUES-REALIZED		1982 PROPERTY TAX	
GENERAL GOVERNMENT				STATE EQUALIZED TAX RATE $\rightarrow$	
Governing Body & Public Boards		1982 Property Taxes Collected	2,158,168.19	Local District School Taxes 1.75	1,359,633.86
Municipal Clerk		1982 Payments in Lieu of Taxes		Regional & Consolidated School Tax	
Financial Administration	15,295.00	Delinquent Tax & Lien Collections	136,751.73	School Taxes in Municipal Budget	
Assessment of Taxes	5,079.00	Business Personalty Replacement Taxes	159,814.52	County Taxes .64	502,934.51
Collection of Taxes	11,030.00	Taxes from Public Utilities	240,704.00	County Library Taxes .04	28,042.34
Planning, Hausing & Development	4,310.00	Other Miscellaneous Tax Revenues		Local Municipal Purpose Taxes .46	358,709.00
Human Resources		State Aid Revenues	34,991.85	Veteran & Senior Citizen Taxes	46,450.00
Elections		Federal Aid Revenues	39,299.00	Total Taxes for Rate Computation 2.93	2,335,769.71
General Administration (other)	55,046.00	State and Local Fiscal Assistance Act Utilized		Special District Taxes	60,000.00
JUDICIARY		Sale of Acquired Property		Bank Corp. Taxes	3,704.43
Municipal Courts	21,315.00	Other Miscellaneous Revenues	133,075.37	Added and Omitted Taxes	16,164.11
PUBLIC SAFETY		Total	2,902,804.66	Total Taxes Levied - ABSTRACT	2,369,188.25
Fire Protection		Prior Years Surplus Appropriated	132,000.00	Total Taxes Billed	2,363,481.69
Police Protection	200,200.00	REVENUES TOTAL	3,034,804.66	1982 TAXES COLLECTED	2,158,168.19
Civil Defense & Disaster Control	100.00	Reserve For Uncollected Taxes	190,256.30	1982 Taxes Cancelled, Abated or Adjusted	4,673.64
Environmental Inspection & Control	6,344.00	CAPITAL OUTLAY TOTAL	29,368.84	Transfer to Tax Title Liens or Foreclosed	1,064.86
Other Public Safety				Balance Outstanding Dec. 31, 1982	159,575.00
PUBLIC WORKS				PRIOR YEARS TAXES OUTSTANDING	
Streets and Drainage	151,080.00	Public Enterprises		Balance January 1, 1982	146,723.05
Sewers and Sewage Processing		Recreation—Culture		Collected in 1982	136,751.73
Garbage and Trash Disposal	70,406.20	Public Works	29,368.84	Cancelled, Abated or Adjusted 1982	
Public Buildings and Grounds	17,730.00	Buildings and Grounds		Transfers to Tax Title Liens or Foreclosed	
Other Public Works		Library and Education		Balance December 31, 1982	9,971.32
HEALTH and WELFARE		Conservation		TAX TITLE LIENS OUTSTANDING	
Health Services Except Environmental	327.00	All Other		Balance January 1, 1982	2,446.85
Welfare-Public Assistance	2,838.00	CAPITAL DEBT AUTHORIZED, DECEMBER 31, 1982		Transfer From Taxes	1,064.86
Hospitals, Clinics, First Aid		ISSUED AND UNISSUED GROSS DEBT		Redeemed in 1982	
Animal, Insect, & Rodent Control	2,050.00	School 65,812		Cancelled, Abated or Adjusted (1982)	
Other Welfare Services		Self-liquidating 936,000	878,878	Transfers to Foreclosed Property	
RECREATION and CONSERVATION		Other 1,001,812	878,878	Balance December 31, 1982	3,511.71
Beaches and Boardwalks		Total		PROPERTY ACQUIRED BY DEED OR	
Parks, Playgrounds, Shade Trees	4,356.00			FORECLOSURE	
Land Reclamation & Conservation		ISSUED AND OUTSTANDING		Balance January 1, 1982	4,500.00
Other Recreational Services	12,156.00	School 49,500.00		Transfers From Taxes or Liens	
EDUCATION (excluding schools)		Self-Liquidating 912,000.00		Sale for Cash (1982)	
Libraries	28,000.00	Other 961,500.00		Cancelled, Abated or Adjusted (1982)	
Other Educational Services		Total		Balance December 31, 1982	4,500.00
STATUTORY EXPENDITURES		EQUALIZED VALUATION BASIS		CURRENT FINANCES DECEMBER 31, 1982	
Pensions & F. I. C. A.	50,601.00	FOR NET DEBT COMPUTATION	75,058,383	ASSETS	
Employee Fringe Benefits	24,543.00	REAL PROPERTY VALUATIONS		Cash Dec. 31, 1982	993,417.05
Other Statutory Expenditures	4,000.00	Code Class # of Parcels % VAL'N	ASSESSED VALUATION	Taxes Receivable	209,546.32
CETA And Other Public Employment Programs		1 Vacant Land 28 2.21	1,509,400.00	Tax Title Liens	3,511.71
MUNICIPAL FUNCTIONS TOTAL	726,806.20	2 Residential 1186 69.40	47,331,800.00	Foreclosed Property	4,500.00
CAPITAL IMPROVEMENTS *MEMG*	2,000.00	3 Farm 20 1.21	825,400.00	Emergencies & Other Deferred Charges	10,320.00
DEBT SERVICE		4a Commercial 40 9.10	6,206,400.00	State and Federal Aid Receivable	
Principal Payments	55,000.00	4b Industrial 11 17.26	11,772,900.00	Other Receivables	2,363.32
Interest Payments	74,775.94	4c Apartments 7 .81	555,300.00	Total	1,223,658.40
DEFERRED CHARGES	13,615.70	Total 1292	68,201,200.00	LIABILITIES, RESERVES, AND SURPLUS	
SCHOOL, COUNTY, SPECIAL DISTRICT TAXES	1,950,610.71	Land Area 2.16 Sq. Miles		Cash Liabilities	787,985.56
RESERVE FOR UNCOLLECTED TAXES	190,256.30	Net Valuation Taxable-Municipal	68,655,741	Reserves for Receivables	219,921.35
EXPENDITURES TOTAL	3,091,064.85	Net Valuation Taxable-County	84,294,110	Surplus Dec. 31, 1982	215,751.49
		State Equalized Valuation	78,024,839	Total	1,223,658.40
		State Equalization Ratio	87.93		

1007

Population 1980 3,816  
 Population 1982 3,854  
 S & P Rating  
 Moody Rating

General Tax Rate Per \$100.

2.55  
 State Equalized Tax Rate  
 1.83

**DELAWARE TWP. - HUNTERDON CO.****Form of Government:****Township Committee****Number of Members on Governing Body - 3****PER CAPITA:**

Gross Debt 143.78  
 Net Debt  
 Debt Service  
 Total Tax Levy 700.64  
 Municipal Expenditures 271.89

**PER CENT:**

Gross Debt .44  
 Net Debt  
 Tax Levy Collected 89.81  
 Tax Levy Cancelled, Abated  
 or Adjusted .32

EXPENDITURES		REVENUES-REALIZED		1982 PROPERTY TAX	
<b>GENERAL GOVERNMENT</b>				<b>STATE EQUALIZED TAX RATE</b>	
Governing Body & Public Boards		1982 Property Taxes Collected	2,433,164.46	Local District School Taxes .71	1,050,202.99
Municipal Clerk		1982 Payments in Lieu of Taxes		Regional & Consolidated School Tax .50	742,999.57
Financial Administration	16,695.00	Delinquent Tax & Lien Collections	222,938.18	School Taxes in Municipal Budget	
Assessment of Taxes	16,910.00	Business Personalty Replacement Taxes	72,078.20	County Taxes .40	593,081.02
Collection of Taxes	22,241.00	Taxes from Public Utilities	210,832.00	County Library Taxes .02	35,614.24
Planning, Housing & Development	17,988.00	Other Miscellaneous Tax Revenues		Local Municipal Purpose Taxes .18	260,396.04
Human Resources		State Aid Revenues	23,359.01	Veteran & Senior Citizen Taxes	33,075.00
Elections		Federal Aid Revenues		Total Taxes for Rate Computation 1.81	2,715,368.86
General Administration (other)	100,736.00	State and Local Fiscal Assistance Act Utilized	20,060.65	Special District Taxes	
<b>JUDICIARY</b>		Sale of Acquired Property		Bank Corp. Taxes	164.57
Municipal Courts	8,400.00	Other Miscellaneous Revenues	232,935.52	Added and Omitted Taxes	17,824.00
<b>PUBLIC SAFETY</b>		Total	3,215,368.02	Total Taxes Levied - ABSTRACT	2,700,282.43
Fire Protection	15,500.00	Prior Years Surplus Appropriated	264,912.40	Total Taxes Billed	2,709,181.94
Police Protection	55,000.00	REVENUES TOTAL	3,480,280.42	1982 TAXES COLLECTED	2,433,164.46
Civil Defense & Disaster Control	500.00	Reserve For Uncollected Taxes	257,314.38	1982 Taxes Cancelled, Abated or Adjusted	8,733.98
Environmental Inspection & Control	9,562.00	<b>CAPITAL OUTLAY</b> TOTAL	22,387.48	Transfer to Tax Title Liens or Foreclosed	5,694.15
Other Public Safety				Balance Outstanding Dec. 31, 1982	261,589.35
<b>PUBLIC WORKS</b>				<b>PRIOR YEARS TAXES OUTSTANDING</b>	
Streets and Drainage	323,200.00	Public Enterprises		Balance January 1, 1982	366,191.77
Sewers and Sewage Processing	782.00	Recreation—Culture		Collected in 1982	202,339.50
Garbage and Trash Disposal	2,000.00	Public Works	16,649.36	Cancelled, Abated or Adjusted 1982	19,187.52
Public Buildings and Grounds	34,000.00	Buildings and Grounds	5,738.12	Transfers to Tax Title Liens or Foreclosed	
Other Public Works		Library and Education		Balance December 31, 1982	144,664.75
<b>HEALTH and WELFARE</b>		Conservation		<b>TAX TITLE LIENS OUTSTANDING</b>	
Health Services Except Environmental	5,675.00	All Other		Balance January 1, 1982	33,140.05
Welfare-Public Assistance	2,325.00	<b>CAPITAL DEBT AUTHORIZED, DECEMBER 31, 1982</b>		Transfer From Taxes	5,694.15
Hospitals, Clinics, First Aid		<b>ISSUED AND UNISSUED</b>		Redeemed in 1982	20,598.68
Animal, Insect, & Rodent Control		School	554,126	Cancelled, Abated or Adjusted (1982)	
Other Welfare Services		Self-liquidating		Transfers to Foreclosed Property	
<b>RECREATION and CONSERVATION</b>		Other		Balance December 31, 1982	18,235.52
Beaches and Boardwalks		Total	554,126	<b>PROPERTY ACQUIRED BY DEED OR FORECLOSURE</b>	
Parks, Playgrounds, Shade Trees		<b>ISSUED AND OUTSTANDING</b>		Balance January 1, 1982	
Land Reclamation & Conservation	2,000.00	School	554,126.52	Transfers From Taxes or Liens	
Other Recreational Services	18,560.65	Self-Liquidating		Sale for Cash (1982)	
<b>EDUCATION (excluding schools)</b>		Other		Cancelled, Abated or Adjusted (1982)	
Libraries		Total	554,126.52	Balance December 31, 1982	
Other Educational Services		<b>EQUALIZED VALUATION BASIS</b>		<b>CURRENT FINANCES DECEMBER 31, 1982</b>	
<b>STATUTORY EXPENDITURES</b>		<b>FOR NET DEBT COMPUTATION</b>	125,459,200	<b>ASSETS</b>	
Pensions & F. I. C. A.	37,100.00	<b>REAL PROPERTY VALUATIONS</b>		Cash Dec. 31, 1982	1,305,989.91
Employee Fringe Benefits	14,279.80	Code Class # of Parcels % VAL'N		Taxes Receivable	406,254.10
Other Statutory Expenditures	3,500.00	1 Vacant Land 354 4.30	4,481,529.00	Tax Title Liens	18,235.52
<b>CETA And Other Public Employment Programs</b>		2 Residential 816 55.01	57,307,505.00	Foreclosed Property	
<b>MUNICIPAL FUNCTIONS</b> TOTAL	746,954.45	3 Farm 825 32.67	34,037,518.00	Emergencies & Other Deferred Charges	279.80
<b>CAPITAL IMPROVEMENTS</b> *MEMO*	20,000.00	4a Commercial 54 4.19	4,362,350.00	State and Federal Aid Receivable	
<b>DEBT SERVICE</b>		4b Industrial 12 3.55	3,700,995.00	Other Receivables	1,646.94
Principal Payments		4c Apartments 3 .28	289,400.00	Total	1,732,406.27
Interest Payments		Total 2064	104,179,297.00	<b>LIABILITIES, RESERVES, AND SURPLUS</b>	
<b>DEFERRED CHARGES</b>	3,608.99	Land Area 36.90 Sq. Miles		Cash Liabilities	134,280.63
<b>SCHOOL, COUNTY, SPECIAL DISTRICT TAXES</b>	2,421,897.82	Net Valuation Taxable-Municipal	105,541,783	Reserves for Receivables	426,136.56
<b>RESERVE FOR UNCOLLECTED TAXES</b>	297,314.38	Net Valuation Taxable-County	127,196,911	Surplus Dec. 31, 1982	1,171,989.08
<b>EXPENDITURES</b> TOTAL	3,469,775.64	State Equalized Valuation	146,843,979	Total	1,732,406.27
		State Equalization Ratio	71.61		



0310

Population 1980 **14,811**  
 Population 1982 **14,863**  
 S & P Rating  
 Moody Rating

General Tax Rate Per \$100  
 State Equalized Tax Rate  
**2.60**  
**2.40**

# DELRAN TOWNSHIP - BURLINGTON CO.

## Form of Government:

Mayor-Council Plan D (OMCL 50)

Number of Members on Governing Body - 5

## PER CAPITA.

Gross Debt **364.32**  
 Net Debt **29.20**  
 Debt Service **10.40**  
 Total Tax Levy **495.21**  
 Municipal Expenditures **169.05**

## PER CENT:

Gross Debt **1.91**  
 Net Debt **.15**  
 Tax Levy Collected **97.11**  
 Tax Levy Cancelled, Abated or Adjusted **.47**

EXPENDITURES		REVENUES-REALIZED		1982 PROPERTY TAX	
GENERAL GOVERNMENT				STATE EQUALIZED TAX RATE <b>1.51</b>	
Governing Body & Public Boards	19,550.00	1982 Property Taxes Collected <b>7,145,837.14</b>		Local District School Taxes	4,442,776.00
Municipal Clerk	31,000.00	1982 Payments in Lieu of Taxes		Regional & Consolidated School Tax	
Financial Administration	66,600.00	Delinquent Tax & Lien Collections <b>111,388.60</b>		School Taxes in Municipal Budget	
Assessment of Taxes	12,225.00	Business Personalty Replacement Taxes <b>186,979.44</b>		County Taxes	1,657,497.44
Collection of Taxes	22,150.00	Taxes from Public Utilities <b>656,706.00</b>		County Library Taxes	97,881.86
Planning, Housing & Development	11,020.00	Other Miscellaneous Tax Revenues		Local Municipal Purpose Taxes	840,382.00
Human Resources		State Aid Revenues <b>79,312.76</b>		Veteran & Senior Citizen Taxes	106,600.00
Elections		Federal Aid Revenues		Total Taxes for Rate Computation	7,145,137.30
General Administration (other)	194,512.45	State and Local Fiscal Assistance Act Utilized <b>109,691.00</b>		Special District Taxes	305,500.00
JUDICIARY		Sale of Acquired Property		Bank Corp. Taxes	1,819.38
Municipal Courts	24,200.00	Other Miscellaneous Revenues		Added and Omitted Taxes	14,403.93
PUBLIC SAFETY		Total <b>8,667,039.86</b>		Total Taxes Levied - ABSTRACT	7,360,260.61
Fire Protection		Prior Years Surplus Appropriated <b>400,000.00</b>		Total Taxes Billed	7,358,829.55
Police Protection	618,114.00	REVENUES TOTAL <b>9,067,039.86</b>		1982 TAXES COLLECTED	7,145,837.14
Civil Defense & Disaster Control		Reserve For Uncollected Taxes <b>406,324.50</b>		1982 Taxes Cancelled, Abated or Adjusted	34,402.21
Environmental Inspection & Control	25,750.00	CAPITAL OUTLAY TOTAL <b>13,992.20</b>		Transfer to Tax Title Liens or Foreclosed	4,452.04
Other Public Safety				Balance Outstanding Dec. 31, 1982	174,138.16
PUBLIC WORKS				PRIOR YEARS TAXES OUTSTANDING	
Streets and Drainage	385,015.00	Public Enterprises		Balance January 1, 1982	124,201.65
Sewers and Sewage Processing		Recreation—Culture		Collected in 1982	110,899.66
Garbage and Trash Disposal	240,500.00	Public Works		Cancelled, Abated or Adjusted 1982	200.00
Public Buildings and Grounds	30,000.00	Buildings and Grounds		Transfers to Tax Title Liens or Foreclosed	1,929.07
Other Public Works		Library and Education		Balance December 31, 1982	11,172.92
HEALTH and WELFARE		Conservation		TAX TITLE LIENS OUTSTANDING	
Health Services Except Environmental	2,200.00	All Other		Balance January 1, 1982	12,389.15
Welfare-Public Assistance	1,000.00	CAPITAL DEBT AUTHORIZED, DECEMBER 31, 1982		Transfer From Taxes	6,618.96
Hospitals, Clinics, First Aid		ISSUED AND UNISSUED GROSS DEBT		Redeemed in 1982	894.27
Animal, Insect, & Rodent Control	16,000.00	Schaal 4,980,000		Cancelled, Abated or Adjusted (1982)	
Other Welfare Services	1,550.00	Self-liquidating 434,894		Transfers to Foreclosed Property	
RECREATION and CONSERVATION		Other 434,036		Balance December 31, 1982	18,113.84
Beaches and Boardwalks		Total 5,414,894		PROPERTY ACQUIRED BY DEED OR FORECLOSURE	
Parks, Playgrounds, Shade Trees		ISSUED AND OUTSTANDING		Balance January 1, 1982	3,615.00
Land Reclamation & Conservation		Schaal 4,980,000.00		Transfers From Taxes or Liens	
Other Recreational Services	19,800.00	Self-liquidating 235,700.00		Sale for Cash (1982)	
EDUCATION (excluding schools)		Other 5,215,700.00		Cancelled, Abated or Adjusted (1982)	
Libraries		Total		Balance December 31, 1982	3,615.00
Other Educational Services	170.00	EQUALIZED VALUATION BASIS		CURRENT FINANCES DECEMBER 31, 1982	
STATUTORY EXPENDITURES		FOR NET DEBT COMPUTATION		ASSETS	
Pensions & F. I. C. A.	136,230.00	REAL PROPERTY VALUATIONS		Cash Dec. 31, 1982	919,476.80
Employee Fringe Benefits	76,500.00	Code Class # of Parcels % VAL'N		Taxes Receivable	185,311.08
Other Statutory Expenditures	4,000.00	ASSESSED VALUATION		Tax Title Liens	18,113.84
CETA And Other Public Employment Programs		1 Vacant Land 111 2.01		Foreclosed Property	3,615.00
MUNICIPAL FUNCTIONS TOTAL	1,938,086.45	2 Residential 3443 73.71		Emergencies & Other Deferred Charges	60,680.00
CAPITAL IMPROVEMENTS *MEMO*	15,000.00	3 Farm 46 .52		State and Federal Aid Receivable	5,479.30
DEBT SERVICE		4a Commercial 153 17.26		Other Receivables	24,939.11
Principal Payments	122,000.00	4b Industrial 6 .74		Total	1,217,615.13
Interest Payments	32,594.67	4c Apartments 2 5.77		LIABILITIES, RESERVES, AND SURPLUS	
DEFERRED CHARGES		Total 3761		Cash Liabilities	251,274.28
SCHOOL, COUNTY, SPECIAL DISTRICT TAXES	13,640.00	Land Area 6.91 Sq. Miles		Reserves for Receivables	231,979.03
RESERVE FOR UNCOLLECTED TAXES	406,324.50	Net Valuation Taxable-Municipal		Surplus Dec. 31, 1982	734,361.82
EXPENDITURES TOTAL	9,016,300.92	Net Valuation Taxable-County		Total	1,217,615.13
		State Equalized Valuation			
		State Equalization Ratio			



0209

Population 1980 **4,963**  
 Population 1982 **4,956**  
 S & P Rating  
 Moody Rating **A**

General Tax Rate Per \$100.

**3.03**  
 State Equalized Tax Rate  
**2.46**

**DEMAREST BOROUGH – BERGEN COUNTY****Form of Government:****Borough Council****Number of Members on Governing Body – 6****PER CAPITA:**

Gross Debt **648.93**  
 Net Debt **566.41**  
 Debt Service **98.02**  
 Total Tax Levy **990.99**  
 Municipal Expenditures **381.93**

**PER CENT:**

Gross Debt **1.77**  
 Net Debt **1.55**  
 Tax Levy Collected **98.94**  
 Tax Levy Cancelled, Abated  
 or Adjusted **.03**

EXPENDITURES	REVENUES-REALIZED	1982 PROPERTY TAX
<b>GENERAL GOVERNMENT</b>		<b>STATE EQUALIZED TAX RATE</b>
Governing Body & Public Boards		Local District School Taxes <b>.79</b> <b>1,574,856.00</b>
Municipal Clerk		Regional & Consolidated School Tax <b>.70</b> <b>1,401,951.52</b>
Financial Administration <b>30,676.66</b>	1982 Property Taxes Collected <b>4,853,405.16</b>	School Taxes in Municipal Budget
Assessment of Taxes <b>7,884.16</b>	1982 Payments in Lieu of Taxes	County Taxes <b>.34</b> <b>679,047.00</b>
Collection of Taxes <b>18,868.44</b>	Delinquent Tax & Lien Collections <b>150,638.72</b>	County Library Taxes
Planning, Housing & Development <b>13,120.00</b>	Business Personality Replacement Taxes <b>14,453.12</b>	Local Municipal Purpose Taxes <b>.62</b> <b>1,235,876.57</b>
Human Resources <b>100.00</b>	Taxes from Public Utilities <b>356,180.00</b>	Veteran & Senior Citizen Taxes <b>32,925.00</b>
Elections <b>775.00</b>	Other Miscellaneous Tax Revenues	Total Taxes for Rate Computation <b>2.45</b> <b>4,924,656.09</b>
General Administration (other) <b>184,649.05</b>	State Aid Revenues <b>40,286.90</b>	Special District Taxes
<b>JUDICIARY</b>	Federal Aid Revenues	Bank Corp. Taxes <b>6,050.86</b>
Municipal Courts <b>11,170.00</b>	State and Local Fiscal Assistance Act Utilized <b>47,879.31</b>	Added and Omitted Taxes <b>13,562.28</b>
<b>PUBLIC SAFETY</b>	Sale of Acquired Property <b>12,305.00</b>	Total Taxes Levied - ABSTRACT <b>4,911,344.23</b>
Fire Protection <b>58,200.00</b>	Other Miscellaneous Revenues <b>93,867.95</b>	Total Taxes Billed <b>4,905,293.37</b>
Police Protection <b>385,977.33</b>	Total <b>5,569,016.16</b>	1982 TAXES COLLECTED <b>4,853,405.16</b>
Civil Defense & Disaster Control <b>10.00</b>	Prior Years Surplus Appropriated <b>48,000.00</b>	1982 Taxes Cancelled, Abated or Adjusted <b>1,345.06</b>
Environmental Inspection & Control <b>12,300.00</b>	REVENUES TOTAL <b>5,617,016.16</b>	Transfer to Tax Title Liens or Foreclosed <b>7,029.60</b>
Other Public Safety	Reserve for Uncollected Taxes <b>156,045.36</b>	Balance Outstanding Dec. 31, 1982 <b>43,513.55</b>
<b>PUBLIC WORKS</b>	<b>CAPITAL OUTLAY TOTAL 97,170.96</b>	<b>PRIOR YEARS TAXES OUTSTANDING</b>
Streets and Drainage <b>174,862.26</b>	Public Enterprises	Balance January 1, 1982 <b>156,048.70</b>
Sewers and Sewage Processing <b>66,078.98</b>	Recreation—Culture	Collected in 1982 <b>150,638.72</b>
Garbage and Trash Disposal	Public Works <b>67,522.76</b>	Cancelled, Abated or Adjusted 1982
Public Buildings and Grounds <b>23,989.53</b>	Buildings and Grounds <b>29,648.20</b>	Transfers to Tax Title Liens or Foreclosed <b>5,409.88</b>
Other Public Works <b>6,000.00</b>	Library and Education	Balance December 31, 1982 <b>.10</b>
<b>HEALTH and WELFARE</b>	Conservation	<b>TAX TITLE LIENS OUTSTANDING</b>
Health Services Except Environmental <b>12,023.31</b>	All Other	Balance January 1, 1982 <b>1,308.79</b>
Welfare-Public Assistance <b>275.00</b>	<b>CAPITAL DEBT AUTHORIZED, DECEMBER 31, 1982</b>	Transfer From Taxes <b>13,651.09</b>
Hospitals, Clinics, First Aid	<b>ISSUED AND UNISSUED GROSS DEBT NET DEBT</b>	Redeemed in 1982
Animal, Insect, & Rodent Control	School <b>408,929</b>	Cancelled, Abated or Adjusted (1982)
Other Welfare Services	Self-liquidating <b>2,807,150</b> <b>2,807,150</b>	Transfers to Foreclosed Property
<b>RECREATION and CONSERVATION</b>	Other <b>3,216,079</b> <b>2,807,150</b>	Balance December 31, 1982 <b>14,959.88</b>
Beaches and Boardwalks	Total <b>3,216,079</b>	<b>PROPERTY ACQUIRED BY DEED OR FORECLOSURE</b>
Parks, Playgrounds, Shade Trees <b>87,209.25</b>	<b>ISSUED AND OUTSTANDING</b>	Balance January 1, 1982 <b>76,589.00</b>
Land Reclamation & Conservation <b>225.00</b>	School <b>408,929.28</b>	Transfers From Taxes or Liens
Other Recreational Services <b>6,330.00</b>	Self-Liquidating	Sale for Cash (1982) <b>12,305.00</b>
<b>EDUCATION (excluding schools)</b>	Other	Cancelled, Abated or Adjusted (1982)
Libraries <b>5,000.00</b>	Total <b>3,159,079.28</b>	Balance December 31, 1982 <b>64,284.00</b>
Other Educational Services	<b>EQUALIZED VALUATION BASIS</b>	<b>CURRENT FINANCES DECEMBER 31, 1982</b>
<b>STATUTORY EXPENDITURES</b>	<b>FOR NET DEBT COMPUTATION 181,232,273</b>	<b>ASSETS</b>
Pensions & F. I. C. A. <b>101,340.00</b>	<b>REAL PROPERTY VALUATIONS</b>	Cash Dec. 31, 1982 <b>476,926.66</b>
Employee Fringe Benefits <b>27,650.00</b>	Code Class # of Parcels % VAL'N	Taxes Receivable <b>43,513.65</b>
Other Statutory Expenditures <b>4,000.00</b>	1 Vacant Land <b>74 2.26</b> <b>3,634,800.00</b>	Tax Title Liens <b>14,959.88</b>
<b>CETA And Other Public Employment Programs</b>	2 Residential <b>1507 93.44</b> <b>150,456,800.00</b>	Foreclosed Property <b>64,284.00</b>
<b>MUNICIPAL FUNCTIONS TOTAL 1,238,713.97</b>	3 Farm	Emergencies & Other Deferred Charges <b>18,343.51</b>
<b>CAPITAL IMPROVEMENTS *MEMC* 3,000.00</b>	4a Commercial <b>10 4.31</b> <b>6,935,000.00</b>	State and Federal Aid Receivable
<b>DEBT SERVICE</b>	4b Industrial	Other Receivables <b>852.01</b>
Principal Payments <b>315,000.00</b>	4c Apartments	Total <b>618,879.71</b>
Interest Payments <b>170,765.83</b>	Total <b>1591</b> <b>161,026,600.00</b>	<b>LIABILITIES, RESERVES, AND SURPLUS</b>
<b>DEFERRED CHARGES</b>	Land Area <b>2.10</b> Sq. Miles	Cash Liabilities <b>120,422.39</b>
SCHOOL, COUNTY, SPECIAL DISTRICT TAXES <b>3,655,854.52</b>	Net Valuation Taxable-Municipal <b>161,507,803</b>	Reserves for Receivables <b>123,609.54</b>
RESERVE FOR UNCOLLECTED TAXES <b>156,045.36</b>	Net Valuation Taxable-County <b>184,621,271</b>	Surplus Dec. 31, 1982 <b>374,847.78</b>
<b>EXPENDITURES TOTAL 5,548,689.43</b>	State Equalized Valuation <b>198,985,394</b>	Total <b>618,879.71</b>
	State Equalization Ratio <b>81.12</b>	

0504

Population 1980 **3,989**  
 Population 1982 **4,340**  
 S & P Rating  
 Moody Rating

General Tax Rate Per \$100.

State Equalized Tax Rate **3.43**  
**1.71**

**DENNIS TOWNSHIP – CAPE MAY COUNTY****Form of Government:****Township Committee****Number of Members on Governing Body – 3****PER CAPITA.**

Gross Debt **150.23**  
 Net Debt  
 Debt Service  
 Total Tax Levy **433.67**  
 Municipal Expenditures **271.04**

**PER CENT:**

Gross Debt **.73**  
 Net Debt  
 Tax Levy Collected **83.45**  
 Tax Levy Cancelled, Abated  
 or Adjusted **.06**

EXPENDITURES		REVENUES-REALIZED		1982 PROPERTY TAX	
<b>GENERAL GOVERNMENT</b>				<b>STATE EQUALIZED TAX RATE</b> → <b>1.32</b>	
Governing Body & Public Boards		1982 Property Taxes Collected	<b>1,570,030.33</b>	Local District School Taxes	<b>1,384,061.25</b>
Municipal Clerk		1982 Payments in Lieu of Taxes		Regional & Consolidated School Tax	
Financial Administration	<b>22,200.00</b>	Delinquent Tax & Lien Collections	<b>242,565.70</b>	School Taxes in Municipal Budget	
Assessment of Taxes	<b>55,000.00</b>	Business Personalty Replacement Taxes	<b>16,926.52</b>	County Taxes	<b>388,586.66</b>
Collection of Taxes	<b>34,920.00</b>	Taxes from Public Utilities	<b>547,665.00</b>	County Library Taxes	<b>24,165.58</b>
Planning, Housing & Development	<b>25,700.00</b>	Other Miscellaneous Tax Revenues		Local Municipal Purpose Taxes	
Human Resources		State Aid Revenues	<b>28,644.30</b>	Veteran & Senior Citizen Taxes	<b>54,550.00</b>
Elections	<b>1,800.00</b>	Federal Aid Revenues		Total Taxes for Rate Computation	<b>1,851,363.49</b>
General Administration (other)	<b>151,550.00</b>	State and Local Fiscal Assistance Act Utilized	<b>30,000.00</b>	Special District Taxes	<b>49,200.00</b>
<b>JUDICIARY</b>		Sale of Acquired Property		Bank Corp. Taxes	<b>819.03</b>
Municipal Courts	<b>41,600.00</b>	Other Miscellaneous Revenues	<b>283,666.94</b>	Added and Omitted Taxes	<b>35,280.64</b>
<b>PUBLIC SAFETY</b>		Total	<b>2,719,498.79</b>	Total Taxes Levied - ABSTRACT	<b>1,882,113.16</b>
Fire Protection	<b>7,000.00</b>	Prior Years Surplus Appropriated	<b>632,000.00</b>	Total Taxes Billed	<b>1,881,294.13</b>
Police Protection	<b>11,630.00</b>	REVENUES TOTAL	<b>3,351,498.79</b>	1982 TAXES COLLECTED	<b>1,570,030.33</b>
Civil Defense & Disaster Control	<b>7,500.00</b>	Reserve For Uncollected Taxes	<b>316,165.17</b>	1982 Taxes Cancelled, Abated or Adjusted	<b>1,152.08</b>
Environmental Inspection & Control	<b>36,000.00</b>			Transfer to Tax Title Liens or Foreclosed	<b>30,796.27</b>
Other Public Safety				Balance Outstanding Dec. 31, 1982	<b>279,315.45</b>
<b>PUBLIC WORKS</b>		<b>CAPITAL OUTLAY TOTAL</b>		<b>PRIOR YEARS TAXES OUTSTANDING</b>	
Streets and Drainage	<b>251,713.56</b>	Public Enterprises		Balance January 1, 1982	<b>246,426.47</b>
Sewers and Sewage Processing		Recreation—Culture		Collected in 1982	<b>225,021.93</b>
Garbage and Trash Disposal	<b>64,100.00</b>	Public Works		Cancelled, Abated or Adjusted 1982	<b>1,117.21</b>
Public Buildings and Grounds	<b>19,900.00</b>	Buildings and Grounds		Transfers to Tax Title Liens or Foreclosed	<b>14,725.62</b>
Other Public Works		Library and Education		Balance December 31, 1982	<b>5,561.71</b>
<b>HEALTH and WELFARE</b>		Conservation		<b>TAX TITLE LIENS OUTSTANDING</b>	
Health Services Except Environmental	<b>1,016.44</b>	All Other		Balance January 1, 1982	<b>72,174.59</b>
Welfare-Public Assistance	<b>7,170.00</b>			Transfer From Taxes	<b>46,748.14</b>
Hospitals, Clinics, First Aid		<b>CAPITAL DEBT AUTHORIZED, DECEMBER 31, 1982</b>		Redeemed in 1982	<b>17,543.77</b>
Animal, Insect, & Rodent Control	<b>22,300.00</b>	ISSUED AND UNISSUED		Cancelled, Abated or Adjusted (1982)	
Other Welfare Services		School	<b>652,000</b>	Transfers to Foreclosed Property	
<b>RECREATION and CONSERVATION</b>		Self-Liquidating		Balance December 31, 1982	<b>101,378.96</b>
Beaches and Boardwalks		Other		<b>PROPERTY ACQUIRED BY DEED OR FORECLOSURE</b>	
Parks, Playgrounds, Shade Trees	<b>5,500.00</b>	Total	<b>652,000</b>	Balance January 1, 1982	<b>73,140.00</b>
Land Reclamation & Conservation	<b>11,000.00</b>	ISSUED AND OUTSTANDING		Transfers From Taxes or Liens	
Other Recreational Services		School	<b>652,000.00</b>	Sale for Cash (1982)	
<b>EDUCATION (excluding schools)</b>		Self-Liquidating		Cancelled, Abated or Adjusted (1982)	
Libraries		Other		Balance December 31, 1982	<b>73,140.00</b>
Other Educational Services		Total	<b>652,000.00</b>	<b>CURRENT FINANCES DECEMBER 31, 1982</b>	
<b>STATUTORY EXPENDITURES</b>		EQUALIZED VALUATION BASIS		<b>ASSETS</b>	
Pensions & F. I. C. A.	<b>49,350.00</b>	FOR NET DEBT COMPUTATION	<b>85,601,433</b>	Cash Dec. 31, 1982	<b>2,094,573.66</b>
Employee Fringe Benefits	<b>29,200.00</b>	REAL PROPERTY VALUATIONS		Taxes Receivable	<b>284,877.16</b>
Other Statutory Expenditures	<b>4,000.00</b>	Code Class # of Parcels % VAL'N		Tax Title Liens	<b>101,378.96</b>
CETA And Other Public Employment Programs		1 Vacant Land 1344 17.84	<b>9,151,775.00</b>	Foreclosed Property	<b>73,140.00</b>
<b>MUNICIPAL FUNCTIONS TOTAL</b>	<b>860,150.00</b>	2 Residential 1445 68.06	<b>35,070,210.00</b>	Emergencies & Other Deferred Charges	
<b>CAPITAL IMPROVEMENTS *MEMO*</b>	<b>20,000.00</b>	3 Farm 234 6.54	<b>3,374,040.00</b>	State and Federal Aid Receivable	<b>2,299.21</b>
<b>DEBT SERVICE</b>		4a Commercial 60 7.51	<b>3,872,140.00</b>	Other Receivables	<b>7,596.55</b>
Principal Payments		4b Industrial		Total	<b>2,563,865.54</b>
Interest Payments		4c Apartments 1 .04	<b>20,300.00</b>	<b>LIABILITIES, RESERVES, AND SURPLUS</b>	
<b>DEFERRED CHARGES</b>		Total 3084	<b>51,528,465.00</b>	Cash Liabilities	<b>1,368,544.35</b>
SCHOOL, COUNTY, SPECIAL DISTRICT TAXES	<b>1,846,013.49</b>	Land Area 64.97 Sq. Miles		Reserves for Receivables	<b>466,992.67</b>
RESERVE FOR UNCOLLECTED TAXES	<b>316,165.17</b>	Net Valuation Taxable-Municipal	<b>52,309,210</b>	Surplus Dec. 31, 1982	<b>728,328.52</b>
<b>EXPENDITURES TOTAL</b>	<b>3,022,328.66</b>	Net Valuation Taxable-County	<b>97,009,218</b>	Total	<b>2,563,865.54</b>
		State Equalized Valuation	<b>104,397,241</b>		
		State Equalization Ratio	<b>49.73</b>		



1408

Population 1980 14,380

Population 1982 14,253

S &amp; P Rating

Moody Rating A1

General Tax Rate Per \$100.

State Equalized Tax Rate 0.63

2.21

**DENVILLE TOWNSHIP – MORRIS COUNTY****Form of Government:****Mayor–Council Plan F (OMCL 50)****Number of Members on Governing Body – 7****PER CAPITA:**

Gross Debt 428.35

Net Debt 259.53

Debt Service 24.35

Total Tax Levy 725.25

Municipal Expenditures 291.80

**PER CENT:**

Gross Debt 1.43

Net Debt .86

Tax Levy Collected 96.78

Tax Levy Cancelled, Abated

or Adjusted .48

EXPENDITURES		REVENUES-REALIZED		1982 PROPERTY TAX	
<b>GENERAL GOVERNMENT</b>				<b>STATE EQUALIZED TAX RATE</b>	
Governing Body & Public Boards	10,013.00	1982 Property Taxes Collected	9,578,269.28	Local District School Taxes	.86 4,005,639.30
Municipal Clerk	65,087.00	1982 Payments in Lieu of Taxes		Regional & Consolidated School Tax	.61 2,833,540.60
Financial Administration	54,766.00	Delinquent Tax & Lien Collections	186,616.01	School Taxes in Municipal Budget	
Assessment of Taxes	43,943.00	Business Personalty Replacement Taxes	226,249.56	County Taxes	.38 1,768,614.43
Collection of Taxes	40,531.00	Taxes from Public Utilities	1,080,025.00	County Library Taxes	
Planning, Housing & Development	80,493.00	Other Miscellaneous Tax Revenues		Local Municipal Purpose Taxes	.36 1,666,764.66
Human Resources	19,234.00	State Aid Revenues	132,348.38	Veteran & Senior Citizen Taxes	128,100.00
Elections	5,975.00	Federal Aid Revenues		Total Taxes for Rate Computation	2.21 10,402,658.99
General Administration (other)	479,929.00	State and Local Fiscal Assistance Act Utilized	123,328.67	Special District Taxes	
<b>JUDICIARY</b>		Sale of Acquired Property	516,111.78	Bank Corp. Taxes	28,756.68
Municipal Courts	73,652.00	Other Miscellaneous Revenues	12,242,948.68	Added and Omitted Taxes	33,657.54
<b>PUBLIC SAFETY</b>		Total	12,242,948.68	Total Taxes Levied - ABSTRACT	10,336,973.21
Fire Protection	129,425.00	Prior Years Surplus Appropriated	450,000.00	Total Taxes Billed	10,310,584.18
Police Protection	557,643.00	REVENUES TOTAL	12,732,948.68	1982 TAXES COLLECTED	9,978,269.28
Civil Defense & Disaster Control	5,698.00	Reserve For Uncollected Taxes	408,573.64	1982 Taxes Cancelled, Abated or Adjusted	49,412.89
Environmental Inspection & Control	49,529.00	<b>CAPITAL OUTLAY TOTAL</b>	793,574.44	Transfer to Tax Title Liens or Foreclosed	23,009.42
Other Public Safety				Balance Outstanding Dec. 31, 1982	259,892.59
<b>PUBLIC WORKS</b>				<b>PRIOR YEARS TAXES OUTSTANDING</b>	
Streets and Drainage	480,162.70	Public Enterprises	147,569.66	Balance January 1, 1982	229,018.44
Sewers and Sewage Processing		Recreation—Culture	287,084.01	Collected in 1982	184,848.48
Garbage and Trash Disposal	12,000.00	Public Works	114,726.29	Cancelled, Abated or Adjusted 1982	33,463.83
Public Buildings and Grounds	66,877.00	Buildings and Grounds	244,194.48	Transfers to Tax Title Liens or Foreclosed	10,706.13
Other Public Works	33,221.00	Library and Education		Balance December 31, 1982	
<b>HEALTH and WELFARE</b>		Conservation		<b>TAX TITLE LIENS OUTSTANDING</b>	
Health Services Except Environmental	83,067.00	All Other		Balance January 1, 1982	21,643.76
Welfare-Public Assistance	14,962.00	<b>CAPITAL DEBT AUTHORIZED, DECEMBER 31, 1982</b>		Transfer From Taxes	35,613.77
Hospitals, Clinics, First Aid	3,000.00	<b>ISSUED AND UNISSUED GROSS DEBT</b>		Redeemed in 1982	1,767.53
Animal, Insect, & Rodent Control	8,124.00	School	2,150,267	Cancelled, Abated or Adjusted (1982)	
Other Welfare Services		Self-liquidating	846,000	Transfers to Foreclosed Property	2,347.56
<b>RECREATION and CONSERVATION</b>		Other	3,109,050	Balance December 31, 1982	53,142.44
Beaches and Boardwalks		Total	6,105,317	<b>PROPERTY ACQUIRED BY DEED OR FORECLOSURE</b>	
Parks, Playgrounds, Shade Trees	82,493.00	<b>ISSUED AND OUTSTANDING</b>		Balance January 1, 1982	185,984.44
Land Reclamation & Conservation	8,750.00	School	2,150,267.88	Transfers From Taxes or Liens	2,347.56
Other Recreational Services	29,512.00	Self-liquidating	776,000.00	Sale for Cash (1982)	2,000.00
<b>EDUCATION (excluding schools)</b>		Other	2,861,000.00	Cancelled, Abated or Adjusted (1982)	
Libraries	184,709.00	Total	5,787,267.88	Balance December 31, 1982	186,332.00
Other Educational Services	7,604.00	<b>EQUALIZED VALUATION BASIS</b>		<b>CURRENT FINANCES DECEMBER 31, 1982</b>	
<b>STATUTORY EXPENDITURES</b>		<b>FOR NET DEBT COMPUTATION</b>	428,384,900	<b>ASSETS</b>	
Pensions & F. I. C. A.	246,439.63	<b>REAL PROPERTY VALUATIONS</b>		Cash Dec. 31, 1982	2,137,243.59
Employee Fringe Benefits	110,415.92	Code Class # of Parcels % VAL'N		Taxes Receivable	259,892.59
Other Statutory Expenditures	16,076.01	1 Vacant Land 822 4.27	6,526,350.00	Tax Title Liens	53,142.44
<b>CETA And Other Public Employment Programs</b>		2 Residential 4499 76.22	116,605,750.00	Foreclosed Property	186,332.00
<b>MUNICIPAL FUNCTIONS TOTAL</b>	3,403,331.26	3 Farm 59 .55	851,650.00	Emergencies & Other Deferred Charges	
<b>CAPITAL IMPROVEMENTS *MEMO*</b>	65,200.00	4a Commercial 185 11.01	16,648,900.00	State and Federal Aid Receivable	1,178.75
<b>DEBT SERVICE</b>		4b Industrial 26 6.70	10,251,300.00	Other Receivables	9,059.89
Principal Payments	151,504.00	4c Apartments 3 1.24	1,901,400.00	Total	2,646,849.26
Interest Payments	155,510.00	Total 5594	152,585,350.00	<b>LIABILITIES, RESERVES, AND SURPLUS</b>	
<b>DEFERRED CHARGES</b>	66.00	Land Area 12.70 Sq. Miles		Cash Liabilities	1,577,890.96
SCHOOL, COUNTY, SPECIAL DISTRICT TAXES	8,607,794.33	Net Valuation Taxable-Municipal	155,006,435	Reserves for Receivables	508,426.92
RESERVE FOR UNCOLLECTED TAXES	408,573.64	Net Valuation Taxable-County	505,221,182	Surplus Dec. 31, 1982	560,531.38
<b>EXPENDITURES TOTAL</b>	12,766,775.23	State Equalized Valuation	461,333,979	Total	2,646,849.26
		State Equalization Ratio	33.32		



Population 1980 **23,473**  
 Population 1982 **23,713**  
 S & P Rating **AAA**  
 Moody Rating **A**

General Tax Rate Per \$100.

State Equalized Tax Rate **2.38**  
**2.37**

**DEPTFORD TOWNSHIP - GLOUCESTER CO.****Form of Government:****Council-Manager Plan E (OMCL 50)****Number of Members on Governing Body - 7****PER CAPITA:**

Gross Debt **293.96**  
 Net Debt **237.16**  
 Debt Service **30.93**  
 Total Tax Levy **468.50**  
 Municipal Expenditures **230.17**

**PER CENT:**

Gross Debt **1.75**  
 Net Debt **1.41**  
 Tax Levy Collected **94.90**  
 Tax Levy Cancelled, Abated or Adjusted **.47**

EXPENDITURES		REVENUES-REALIZED		1982 PROPERTY TAX	
<b>GENERAL GOVERNMENT</b>		<b>1982 Property Taxes Collected</b>		<b>STATE EQUALIZED TAX RATE</b>	
Governing Body & Public Boards	40,000.00	10,546,619.27		Local District School Taxes	1.47
Municipal Clerk	56,050.00	1982 Payments in Lieu of Taxes		Regional & Consolidated School Tax	
Financial Administration	20,580.00	Delinquent Tax & Lien Collections		School Taxes in Municipal Budget	
Assessment of Taxes	55,000.00	644,720.11		County Taxes	.59
Collection of Taxes	54,065.00	Business Personalty Replacement Taxes		County Library Taxes	
Planning, Housing & Development	41,020.00	169,201.24		Local Municipal Purpose Taxes	.31
Human Resources	16,673.00	Taxes from Public Utilities		Veteran & Senior Citizen Taxes	
Elections	22,320.00	1,466,195.00		Total Taxes for Rate Computation	2.37
General Administration (other)	460,615.00	Other Miscellaneous Tax Revenues		Special District Taxes	
<b>JUDICIARY</b>		State Aid Revenues		Bank Corp. Taxes	
Municipal Courts	69,691.00	Federal Aid Revenues		Added and Omitted Taxes	
<b>PUBLIC SAFETY</b>		State and Local Fiscal Assistance Act Utilized		Total Taxes Levied - ABSTRACT	
Fire Protection	4,500.00	Sale of Acquired Property		Total Taxes Billed	
Police Protection	1,266,940.44	Other Miscellaneous Revenues		1982 TAXES COLLECTED	
Civil Defense & Disaster Control	650.00	Total		1982 Taxes Cancelled, Abated or Adjusted	
Environmental Inspection & Control	116,406.00	14,147,727.97		Transfer to Tax Title Liens or Foreclosed	
Other Public Safety		Prior Years Surplus Appropriated		Balance Outstanding Dec. 31, 1982	
<b>PUBLIC WORKS</b>		REVENUES		PRIOR YEARS TAXES OUTSTANDING	
Streets and Drainage	405,807.00	Reserve For Uncollected Taxes		Balance January 1, 1982	
Sewers and Sewage Processing	158,910.00	CAPITAL OUTLAY		Collected in 1982	
Garbage and Trash Disposal	11,000.00	Public Enterprises		Cancelled, Abated or Adjusted 1982	
Public Buildings and Grounds	115,180.00	Recreation—Culture		Transfers to Tax Title Liens or Foreclosed	
Other Public Works	23,755.00	Public Works		Balance December 31, 1982	
<b>HEALTH and WELFARE</b>		Buildings and Grounds		TAX TITLE LIENS OUTSTANDING	
Health Services Except Environmental	14,270.00	Library and Education		Balance January 1, 1982	
Welfare-Public Assistance	50,870.00	Conservation		Transfer From Taxes	
Hospitals, Clinics, First Aid		All Other		Redeemed in 1982	
Animal, Insect, & Rodent Control		CAPITAL DEBT AUTHORIZED, DECEMBER 31, 1982		Cancelled, Abated or Adjusted (1982)	
Other Welfare Services		ISSUED AND UNISSUED		Transfers to Foreclosed Property	
<b>RECREATION and CONSERVATION</b>		GROSS DEBT		Balance December 31, 1982	
Beaches and Boardwalks		NET DEBT		PROPERTY ACQUIRED BY DEED OR	
Parks, Playgrounds, Shade Trees	106,850.00	Schall		FORECLOSURE	
Land Reclamation & Conservation	150.00	Self-liquidating		Balance January 1, 1982	
Other Recreational Services	2,000.00	Other		Transfers From Taxes or Liens	
<b>EDUCATION (excluding schools)</b>		Total		Sale for Cash (1982)	
Libraries	146,750.00	ISSUED AND OUTSTANDING		Cancelled, Abated or Adjusted (1982)	
Other Educational Services		Schall		Balance December 31, 1982	
<b>STATUTORY EXPENDITURES</b>		Self-Liquidating		CURRENT FINANCES DECEMBER 31, 1982	
Pensions & F. I. C. A.	250,627.62	Other		ASSETS	
Employee Fringe Benefits	122,101.00	Total		Cash Dec. 31, 1982	
Other Statutory Expenditures	24,260.04	EQUALIZED VALUATION BASIS		Taxes Receivable	
<b>CETA And Other Public Employment Programs</b>		FOR NET DEBT COMPUTATION		Tax Title Liens	
MUNICIPAL FUNCTIONS		REAL PROPERTY VALUATIONS		Foreclosed Property	
CAPITAL IMPROVEMENTS	*MEMO*	Code Class # of Parcels % VAL'N		Emergencies & Other Deferred Charges	
DEBT SERVICE		ASSESSED VALUATION		State and Federal Aid Receivable	
Principal Payments	230,000.00	1 Vacant Land 2274 6.55		Other Receivables	
Interest Payments	503,472.94	2 Residential 6277 59.77		Total	
<b>DEFERRED CHARGES</b>		3 Farm 276 1.50		LIABILITIES, RESERVES, AND SURPLUS	
SCHOOL, COUNTY, SPECIAL DISTRICT TAXES	291,269.30	4a Commercial 257 27.52		Cash Liabilities	
RESERVE FOR UNCOLLECTED TAXES	686,322.64	4b Industrial 5 .54		Reserves for Receivables	
EXPENDITURES		4c Apartments 9 4.12		Surplus Dec. 31, 1982	
TOTAL	15,079,453.21	Total 9098		Total	
		Land Area 17.58 Sq. Miles			
		Net Valuation Taxable-Municipal			
		Net Valuation Taxable-County			
		State Equalized Valuation			
		State Equalization Ratio			

Population 1980 14,681  
 Population 1982 14,530  
 S & P Rating  
 Moody Rating

General Tax Rate Per \$100. 8.08  
 State Equalized Tax Rate 2.68

## DOVER TOWN - MORRIS COUNTY

## Form of Government:

## Town Council

## Number of Members on Governing Body - 9

## PER CAPITA:

Gross Debt 358.72  
 Net Debt 273.38  
 Debt Service 22.30  
 Total Tax Levy 464.27  
 Municipal Expenditures 294.15

## PER CENT:

Gross Debt 2.29  
 Net Debt 1.75  
 Tax Levy Collected 96.81  
 Tax Levy Cancelled, Abated or Adjusted .10

EXPENDITURES		REVENUES-REALIZED		1982 PROPERTY TAX	
GENERAL GOVERNMENT		1982 Property Taxes Collected		STATE EQUALIZED TAX RATE 1.39	
Governing Body & Public Boards	37,790.00	1982 Payments in Lieu of Taxes	6,521,062.44	Local District School Taxes	3,480,181.50
Municipal Clerk		Delinquent Tax & Lien Collections	147,129.27	Regional & Consolidated School Tax	
Financial Administration	52,396.00	Business Personalty Replacement Taxes	155,314.84	School Taxes in Municipal Budget	
Assessment of Taxes	17,012.00	Taxes from Public Utilities	299,009.32	County Taxes	1,055,185.01
Collection of Taxes	24,904.00	Other Miscellaneous Tax Revenues	491,835.00	County Library Taxes	
Planning, Housing & Development	15,150.00	State Aid Revenues	190,696.76	Local Municipal Purpose Taxes	2,174,149.24
Human Resources	2,000.00	Federal Aid Revenues		Veteran & Senior Citizen Taxes	124,700.00
Elections	4,000.00	State and Local Fiscal Assistance Act Utilized	210,065.30	Total Taxes far Rate Computation	6,834,215.75
General Administration (other)	445,782.70	Sale of Acquired Property		Special District Taxes	
JUDICIARY		Other Miscellaneous Revenues	498,085.36	Bank Corp. Taxes	17,707.22
Municipal Courts	65,501.00	Total	8,553,198.29	Added and Omitted Taxes	18,674.06
PUBLIC SAFETY		Prior Years Surplus Appropriated	350,000.00	Total Taxes Levied - ABSTRACT	6,745,897.03
Fire Protection	163,482.00	REVENUES TOTAL	8,903,198.29	Total Taxes Billed	6,735,683.66
Police Protection	750,637.92	Reserve For Uncollected Taxes	338,423.81	1982 TAXES COLLECTED	6,521,062.44
Civil Defense & Disaster Control	2,010.00	CAPITAL OUTLAY TOTAL	822,711.04	1982 Taxes Cancelled, Abated or Adjusted	6,896.28
Environmental Inspection & Control	30,514.00	Public Enterprises	63,367.87	Transfer to Tax Title Liens or Foreclosed	13,695.60
Other Public Safety		Recreation—Culture	271,645.86	Balance Outstanding Dec. 31, 1982	194,029.34
PUBLIC WORKS		Public Works	497,697.31	PRIOR YEARS TAXES OUTSTANDING	
Streets and Drainage	496,002.00	Buildings and Grounds		Balance January 1, 1982	197,169.42
Sewers and Sewage Processing	84,565.00	Library and Education		Collected in 1982	191,035.24
Garbage and Trash Disposal	328,619.16	Conservation		Cancelled, Abated or Adjusted 1982	
Public Buildings and Grounds	40,304.00	All Other		Transfers to Tax Title Liens or Foreclosed	6,124.92
Other Public Works	15,000.00	CAPITAL DEBT AUTHORIZED, DECEMBER 31, 1982		Balance December 31, 1982	9.26
HEALTH and WELFARE		ISSUED AND UNISSUED		TAX TITLE LIENS OUTSTANDING	
Health Services Except Environmental	127,221.00	School	1,240,000	Balance January 1, 1982	21,181.35
Welfare-Public Assistance	47,891.00	Self-Liquidating	1,646,500	Transfer From Taxes	20,172.93
Hospitals, Clinics, First Aid		Other	2,325,650	Redeemed in 1982	4,279.60
Animal, Insect, & Rodent Control	9,926.25	Total	5,212,150	Cancelled, Abated or Adjusted (1982)	
Other Welfare Services		ISSUED AND OUTSTANDING		Transfers to Foreclosed Property	
RECREATION and CONSERVATION		School	1,240,000.00	Balance December 31, 1982	37,074.68
Beaches and Boardwalks		Self-Liquidating	1,599,000.00	PROPERTY ACQUIRED BY DEED OR	
Parks, Playgrounds, Shade Trees	143,960.00	Other	2,180,000.00	FORECLOSURE	
Land Reclamation & Conservation		Total	5,019,000.00	Balance January 1, 1982	211,811.43
Other Recreational Services	23,300.00	EQUALIZED VALUATION BASIS		Transfers From Taxes or Liens	488.57
EDUCATION (excluding schools)		FOR NET DEBT COMPUTATION	227,144,325	Sale for Cash (1982)	
Libraries	135,861.00	REAL PROPERTY VALUATIONS		Cancelled, Abated or Adjusted (1982)	
Other Educational Services		Code Class # of Parcels % VAL'N	ASSESSED VALUATION	Balance December 31, 1982	212,300.00
STATUTORY EXPENDITURES		1 Vacant Land 285 1.78	1,417,500.00	CURRENT FINANCES DECEMBER 31, 1982	
Pensions & F. I. C. A.	294,122.64	2 Residential 3141 66.21	52,602,060.00	ASSETS	
Employee Fringe Benefits	161,940.00	3 Farm		Cash Dec. 31, 1982	1,040,173.17
Other Statutory Expenditures	3,000.00	4a Commercial 327 21.57	17,128,955.00	Taxes Receivable	194,038.60
CETA And Other Public Employment Programs		4b Industrial 38 7.01	5,572,300.00	Tax Title Liens	37,074.68
MUNICIPAL FUNCTIONS TOTAL	3,562,891.67	4c Apartments 29 3.42	2,715,100.00	Foreclosed Property	212,300.00
CAPITAL IMPROVEMENTS *MEMO*	10,000.00	Total 3820	79,445,915.00	Emergencies & Other Deferred Charges	3,496.67
DEBT SERVICE		Land Area 2.51 Sq. Miles		State and Federal Aid Receivable	8,077.13
Principal Payments	130,000.00	Net Valuation Taxable-Municipal	83,131,307	Other Receivables	244,892.72
Interest Payments	154,083.25	Net Valuation Taxable-County	305,707,009	Total	1,740,052.97
DEFERRED CHARGES	48,573.97	State Equalized Valuation	243,191,091	LIABILITIES, RESERVES, AND SURPLUS	
SCHOOL, COUNTY, SPECIAL DISTRICT TAXES	4,535,366.51	State Equalization Ratio	33.15	Cash Liabilities	278,930.02
RESERVE FOR UNCOLLECTED TAXES	338,423.81			Reserves for Receivables	688,306.00
EXPENDITURES TOTAL	8,809,339.21			Surplus Dec. 31, 1982	772,816.95
				Total	1,740,052.97



Population 1980 64,455  
 Population 1982 66,333  
 S & P Rating AAA  
 Moody Rating A1

General Tax Rate Per \$100.

4.35

State Equalized Tax Rate

2.36

## DOVER TOWNSHIP - OCEAN COUNTY

## Form of Government:

## Township Committee

## Number of Members on Governing Body - 5

## PER CAPITA:

Gross Debt 784.81

Net Debt 350.67

Debt Service 42.11

Total Tax Levy 745.69

Municipal Expenditures 317.79

## PER CENT:

Gross Debt 2.91

Net Debt 1.30

Tax Levy Collected 94.23

Tax Levy Cancelled, Abated

or Adjusted .06

EXPENDITURES		REVENUES-REALIZED		1982 PROPERTY TAX	
GENERAL GOVERNMENT				STATE EQUALIZED TAX RATE →	
Governing Body & Public Boards	72,056.00	1982 Property Taxes Collected		Local District School Taxes	
Municipal Clerk		1982 Payments in Lieu of Taxes		Regional & Consolidated School Tax	1.56
Financial Administration	136,188.00	Delinquent Tax & Lien Collections		School Taxes in Municipal Budget	
Assessment of Taxes	220,024.00	Business Personalty Replacement Taxes		County Taxes	.44 *
Collection of Taxes	151,275.00	Taxes from Public Utilities		County Library Taxes	.03
Planning, Housing & Development	203,463.00	Other Miscellaneous Tax Revenues		Local Municipal Purpose Taxes	.35
Human Resources	72,431.00	State Aid Revenues		Veteran & Senior Citizen Taxes	
Elections	11,550.00	Federal Aid Revenues		Total Taxes for Rate Computation	2.38
General Administration (other)	1,813,467.36	State and Local Fiscal Assistance Act Utilized		Special District Taxes	1,458,624.55
JUDICIARY		Sale of Acquired Property		Bank Corp. Taxes	80,715.53
Municipal Courts	270,498.00	Other Miscellaneous Revenues		Added and Omitted Taxes	436,954.06
PUBLIC SAFETY		Total		Total Taxes Levied - ABSTRACT	49,463,633.01
Fire Protection		Prior Years Surplus Appropriated		Total Taxes Billed	49,403,285.08
Police Protection	4,436,467.25	REVENUES		1982 TAXES COLLECTED	46,550,852.87
Civil Defense & Disaster Control	39,840.00	Reserve For Uncollected Taxes		1982 Taxes Cancelled, Abated or Adjusted	28,277.25
Environmental Inspection & Control	153,244.00	CAPITAL OUTLAY		Transfer to Tax Title Liens or Foreclosed	161,856.30
Other Public Safety	24,646.00	TOTAL		Balance Outstanding Dec. 31, 1982	2,662,298.66
PUBLIC WORKS		Public Enterprises		PRIOR YEARS TAXES OUTSTANDING	
Streets and Drainage	2,551,099.40	Recreation—Culture		Balance January 1, 1982	2,403,428.60
Sewers and Sewage Processing	6,407.50	Public Works		Collected in 1982	2,307,055.13
Garbage and Trash Disposal	1,230,780.00	Buildings and Grounds		Cancelled, Abated or Adjusted 1982	7,046.57
Public Buildings and Grounds	204,048.00	Library and Education		Transfers to Tax Title Liens or Foreclosed	55,360.80
Other Public Works	524,193.43	Conservation		Balance December 31, 1982	33,966.10
HEALTH and WELFARE		All Other		TAX TITLE LIENS OUTSTANDING	
Health Services Except Environmental	184,588.00	CAPITAL DEBT AUTHORIZED, DECEMBER 31, 1982		Balance January 1, 1982	345,536.31
Welfare-Public Assistance	78,186.00	ISSUED AND UNISSUED		Transfer From Taxes	226,074.23
Hospitals, Clinics, First Aid	500.00	GROSS DEBT		Redeemed in 1982	211,341.54
Animal, Insect, & Rodent Control		NET DEBT		Cancelled, Abated or Adjusted (1982)	
Other Welfare Services	1,000.00	School		Transfers to Foreclosed Property	16,444.57
RECREATION and CONSERVATION		Self-liquidating		Balance December 31, 1982	343,824.43
Beaches and Boardwalks	186,970.00	Other		PROPERTY ACQUIRED BY DEED OR	
Parks, Playgrounds, Shade Trees	480,627.07	Total		FORECLOSURE	
Land Reclamation & Conservation	35,884.00	ISSUED AND OUTSTANDING		Balance January 1, 1982	1,312,600.00
Other Recreational Services	302,784.00	School		Transfers From Taxes or Liens	110,800.00
EDUCATION (excluding schools)		Self-Liquidating		Sale for Cash (1982)	
Libraries		Other		Cancelled, Abated or Adjusted (1982)	103,800.00
Other Educational Services	6,200.00	Total		Balance December 31, 1982	1,319,600.00
STATUTORY EXPENDITURES		EQUALIZED VALUATION BASIS		CURRENT FINANCES DECEMBER 31, 1982	
Pensions & F. I. C. A.	1,402,450.43	FOR NET DEBT COMPUTATION		ASSETS	
Employee Fringe Benefits	477,400.00	REAL PROPERTY VALUATIONS		Cash Dec. 31, 1982	9,509,371.03
Other Statutory Expenditures	82,000.00	Code Class # of Parcels % VAL'N		Taxes Receivable	2,656,264.76
CETA And Other Public Employment Programs		1 Vacant Land 5424 5.47		Tax Title Liens	343,824.43
MUNICIPAL FUNCTIONS		2 Residential 26190 73.04		Foreclosed Property	1,319,600.00
CAPITAL IMPROVEMENTS	*MEMO*	3 Farm 207 .83		Emergencies & Other Deferred Charges	552,000.00
DEBT SERVICE		4a Commercial 753 15.01		State and Federal Aid Receivable	
Principal Payments	1,160,000.00	4b Industrial 10 3.16		Other Receivables	122,965.40
Interest Payments	1,633,271.30	4c Apartments 37 2.49		Total	14,584,025.62
DEFERRED CHARGES		Total 32621		LIABILITIES, RESERVES, AND SURPLUS	
SCHOOL, COUNTY, SPECIAL DISTRICT TAXES	148,779.44	Land Area 41.62 Sq. Miles		Cash Liabilities	6,102,214.63
RESERVE FOR UNCOLLECTED TAXES	41,970,766.64	Net Valuation Taxable-Municipal		Reserves for Receivables	4,482,654.59
EXPENDITURES		Net Valuation Taxable-County		Surplus Dec. 31, 1982	3,999,156.40
TOTAL	63,050,445.25	State Equalized Valuation		Total	14,584,025.62
		State Equalization Ratio			
		54.36			



Population 1980 **1,803**  
 Population 1982 **1,915**  
 S & P Rating  
 Moody Rating

General Tax Rate Per \$100.

3.80  
 State Equalized Tax Rate  
 2.86

**DOWNE TOWNSHIP - CUMBERLAND CO.****Form of Government:****Township Committee****Number of Members on Governing Body - 3****PER CAPITA:**

Gross Debt **139.11**  
 Net Debt **15.87**  
 Debt Service **5.84**  
 Total Tax Levy **431.43**  
 Municipal Expenditures **207.29**

**PER CENT:**

Gross Debt **1.09**  
 Net Debt **.12**  
 Tax Levy Collected **89.37**  
 Tax Levy Cancelled, Abated  
 or Adjusted **.27**

EXPENDITURES		REVENUES-REALIZED		1982 PROPERTY TAX	
<b>GENERAL GOVERNMENT</b>				<b>STATE EQUALIZED TAX RATE</b> →	
Governing Body & Public Boards		1982 Property Taxes Collected	<b>738,746.20</b>	Local District School Taxes <b>1.80</b>	<b>482,428.25</b>
Municipal Clerk		1982 Payments in Lieu of Taxes		Regional & Consolidated School Tax	
Financial Administration	<b>14,650.00</b>	Delinquent Tax & Lien Collections	<b>85,445.03</b>	School Taxes in Municipal Budget	
Assessment of Taxes	<b>14,400.00</b>	Business Personalty Replacement Taxes	<b>33,869.96</b>	County Taxes <b>1.05</b>	* <b>282,465.19</b>
Collection of Taxes	<b>10,900.00</b>	Taxes from Public Utilities	<b>168,349.00</b>	County Library Taxes	
Planning, Housing & Development	<b>4,500.00</b>	Other Miscellaneous Tax Revenues		Local Municipal Purpose Taxes	
Human Resources		State Aid Revenues	<b>12,168.26</b>	Veteran & Senior Citizen Taxes	<b>35,975.00</b>
Elections	<b>2,400.00</b>	Federal Aid Revenues		Total Taxes for Rate Computation <b>2.85</b>	<b>800,868.44</b>
General Administration (other)	<b>43,800.00</b>	State and Local Fiscal Assistance Act Utilized	<b>33,892.09</b>	Special District Taxes	<b>54,736.00</b>
<b>JUDICIARY</b>		Sale of Acquired Property		Bank Corp. Taxes	
Municipal Courts	<b>8,600.00</b>	Other Miscellaneous Revenues	<b>71,451.51</b>	Added and Omitted Taxes	<b>6,553.75</b>
<b>PUBLIC SAFETY</b>		Total	<b>1,143,922.05</b>	Total Taxes Levied - ABSTRACT	<b>826,183.19</b>
Fire Protection	<b>365.09</b>	Prior Years Surplus Appropriated	<b>113,000.00</b>	Total Taxes Billed	<b>826,584.16</b>
Police Protection	<b>6,800.00</b>	<b>REVENUES</b>	<b>1,256,922.05</b>	1982 TAXES COLLECTED	<b>738,746.20</b>
Civil Defense & Disaster Control	<b>2,200.00</b>	Reserve For Uncollected Taxes	<b>102,363.85</b>	1982 Taxes Cancelled, Abated or Adjusted	<b>2,200.79</b>
Environmental Inspection & Control	<b>10,100.00</b>			Transfer to Tax Title Liens or Foreclosed	<b>4,916.91</b>
Other Public Safety				Balance Outstanding Dec. 31, 1982	<b>80,720.26</b>
<b>PUBLIC WORKS</b>		<b>CAPITAL OUTLAY</b>	<b>TOTAL</b>	<b>PRIOR YEARS TAXES OUTSTANDING</b>	
Streets and Drainage	<b>120,043.00</b>	Public Enterprises		Balance January 1, 1982	<b>71,762.94</b>
Sewers and Sewage Processing		Recreation—Culture		Collected in 1982	<b>70,389.54</b>
Garbage and Trash Disposal	<b>6,400.00</b>	Public Works		Cancelled, Abated or Adjusted 1982	<b>254.85</b>
Public Buildings and Grounds		Buildings and Grounds		Transfers to Tax Title Liens or Foreclosed	<b>398.55</b>
Other Public Works		Library and Education		Balance December 31, 1982	<b>720.00</b>
<b>HEALTH and WELFARE</b>		Conservation		<b>TAX TITLE LIENS OUTSTANDING</b>	
Health Services Except Environmental	<b>250.00</b>	All Other		Balance January 1, 1982	<b>51,482.10</b>
Welfare-Public Assistance	<b>7,600.00</b>			Transfer From Taxes	<b>5,438.22</b>
Hospitals, Clinics, First Aid	<b>1,750.00</b>	<b>CAPITAL DEBT AUTHORIZED, DECEMBER 31, 1982</b>		Redeemed in 1982	<b>15,055.49</b>
Animal, Insect, & Rodent Control	<b>2,700.00</b>	<b>ISSUED AND UNISSUED</b>	<b>GROSS DEBT</b>	Cancelled, Abated or Adjusted (1982)	<b>3,201.23</b>
Other Welfare Services		School	<b>236,000</b>	Transfers to Foreclosed Property	
<b>RECREATION and CONSERVATION</b>		Self-liquidating	<b>30,400</b>	Balance December 31, 1982	<b>38,663.60</b>
Beaches and Boardwalks		Other	<b>266,400</b>	<b>PROPERTY ACQUIRED BY DEED OR FORECLOSURE</b>	
Parks, Playgrounds, Shade Trees		Total	<b>266,400</b>	Balance January 1, 1982	<b>6,000.00</b>
Land Reclamation & Conservation				Transfers From Taxes or Liens	
Other Recreational Services	<b>600.00</b>	<b>ISSUED AND OUTSTANDING</b>		Sale for Cash (1982)	
<b>EDUCATION (excluding schools)</b>		School	<b>236,000.00</b>	Cancelled, Abated or Adjusted (1982)	
Libraries		Self-liquidating	<b>30,400.00</b>	Balance December 31, 1982	<b>6,000.00</b>
Other Educational Services		Other	<b>266,400.00</b>	<b>CURRENT FINANCES DECEMBER 31, 1982</b>	
<b>STATUTORY EXPENDITURES</b>		Total	<b>266,400.00</b>	<b>ASSETS</b>	
Pensions & F. I. C. A.	<b>10,000.00</b>	<b>EQUALIZED VALUATION BASIS</b>		Cash Dec. 31, 1982	<b>706,666.29</b>
Employee Fringe Benefits		<b>FOR NET DEBT COMPUTATION</b>	<b>24,365.984</b>	Taxes Receivable	<b>81,440.26</b>
Other Statutory Expenditures	<b>3,000.00</b>	<b>REAL PROPERTY VALUATIONS</b>		Tax Title Liens	<b>38,663.60</b>
<b>CETA And Other Public Employment Programs</b>		Code Class # of Parcels % VAL'N	<b>ASSESSED VALUATION</b>	Foreclosed Property	<b>6,000.00</b>
<b>MUNICIPAL FUNCTIONS</b>		1 Vacant Land 1055 20.17	<b>3,919,300.00</b>	Emergencies & Other Deferred Charges	<b>4,800.00</b>
<b>CAPITAL IMPROVEMENTS</b>	<b>*MEMO*</b>	2 Residential 922 60.00	<b>11,661,000.00</b>	State and Federal Aid Receivable	
<b>DEBT SERVICE</b>		3 Farm 147 7.59	<b>1,474,200.00</b>	Other Receivables	<b>520.50</b>
Principal Payments	<b>7,600.00</b>	4a Commercial 75 11.47	<b>2,229,100.00</b>	Total	<b>838,090.65</b>
Interest Payments	<b>3,591.00</b>	4b Industrial 6 .77	<b>149,900.00</b>	<b>LIABILITIES, RESERVES, AND SURPLUS</b>	
		4c Apartments		Cash Liabilities	<b>420,807.22</b>
<b>DEFERRED CHARGES</b>	<b>12,355.56</b>	Total 2205	<b>19,433,500.00</b>	Reserves for Receivables	<b>126,624.36</b>
<b>SCHOOL, COUNTY, SPECIAL DISTRICT TAXES</b>	<b>819,629.44</b>	Land Area 54.35 Sq Miles		Surplus Dec. 31, 1982	<b>290,659.07</b>
<b>RESERVE FOR UNCOLLECTED TAXES</b>	<b>102,363.85</b>	Net Valuation Taxable-Municipal	<b>20,133,310</b>	Total	<b>838,090.65</b>
<b>EXPENDITURES</b>		Net Valuation Taxable-County	<b>26,404,578</b>		
<b>TOTAL</b>	<b>1,216,597.94</b>	State Equalized Valuation	<b>26,563,030</b>		
		State Equalization Ratio	<b>75.14</b>		

\*Includes County Health Service Taxes or County Vocational School Taxes. See Table 13

## 0210

Population 1980 **18,334**  
 Population 1982 **18,197**  
 S & P Rating  
 Moody Rating **A**

General Tax Rate Per \$100.

State Equalized Tax Rate **3.75**  
**2.70**

**DUMONT BOROUGH - BERGEN COUNTY****Form of Government:****Borough Council****Number of Members on Governing Body - 6**

## PER CAPITA:

Gross Debt **274.60**  
 Net Debt **221.79**  
 Debt Service **23.92**  
 Total Tax Levy **610.87**  
 Municipal Expenditures **257.86**

## PER CENT:

Gross Debt **1.33**  
 Net Debt **1.07**  
 Tax Levy Collected **98.66**  
 Tax Levy Cancelled, Abated or Adjusted **.09**

EXPENDITURES		REVENUES-REALIZED		1982 PROPERTY TAX	
<b>GENERAL GOVERNMENT</b>				STATE EQUALIZED TAX RATE $\rightarrow$	
Governing Body & Public Boards	22,279.03	1982 Property Taxes Collected		Local District School Taxes <b>1.73</b>	7,127,072.00
Municipal Clerk		1982 Payments in Lieu of Taxes		Regional & Consolidated School Tax	
Financial Administration	27,300.00	Delinquent Tax & Lien Collections		School Taxes in Municipal Budget	
Assessment of Taxes	17,545.00	Business Personalty Replacement Taxes		County Taxes <b>.35</b>	1,426,091.70
Collection of Taxes	51,310.00	Taxes from Public Utilities		County Library Taxes	
Planning, Housing & Development	12,375.00	Other Miscellaneous Tax Revenues		Local Municipal Purpose Taxes <b>.62</b>	2,537,039.35
Human Resources		State Aid Revenues		Veteran & Senior Citizen Taxes	198,625.00
Elections		Federal Aid Revenues		Total Taxes for Rate Computation <b>2.70</b>	11,288,828.05
General Administration (other)	392,973.23	State and Local Fiscal Assistance Act Utilized		Special District Taxes	
<b>JUDICIARY</b>		Sale of Acquired Property		Bank Corp. Taxes	6,121.36
Municipal Courts	34,825.00	Other Miscellaneous Revenues		Added and Omitted Taxes	19,657.87
<b>PUBLIC SAFETY</b>		Total		Total Taxes Levied - ABSTRACT	11,115,982.28
Fire Protection	146,360.00	Prior Years Surplus Appropriated		Total Taxes Billed	11,134,391.44
Police Protection	1,156,183.86	REVENUES TOTAL		1982 TAXES COLLECTED	10,964,736.42
Civil Defense & Disaster Control		Reserve For Uncollected Taxes		1982 Taxes Cancelled, Abated or Adjusted	10,170.93
Environmental Inspection & Control	21,611.00	CAPITAL OUTLAY TOTAL		Transfer to Tax Title Liens or Foreclosed	6,207.25
Other Public Safety	19,000.00			Balance Outstanding Dec. 31, 1982	133,276.84
<b>PUBLIC WORKS</b>				<b>PRIOR YEARS TAXES OUTSTANDING</b>	
Streets and Drainage	460,030.00			Balance January 1, 1982	133,619.51
Sewers and Sewage Processing	327,554.61			Collected in 1982	129,575.15
Garbage and Trash Disposol	525,996.00			Cancelled, Abated or Adjusted 1982	710.00
Public Buildings and Grounds	38,900.00			Transfers to Tax Title Liens or Foreclosed	
Other Public Works	70,550.00			Balance December 31, 1982	3,334.36
<b>HEALTH and WELFARE</b>				<b>TAX TITLE LIENS OUTSTANDING</b>	
Health Services Except Environmental	48,593.00			Balance January 1, 1982	25,518.24
Welfare-Public Assistance	14,181.00			Transfer From Taxes	6,207.25
Hospitals, Clinics, First Aid				Redeemed in 1982	4,884.09
Animal, Insect, & Rodent Control				Cancelled, Abated or Adjusted (1982)	
Other Welfare Services				Transfers to Foreclosed Property	
<b>RECREATION and CONSERVATION</b>				Balance December 31, 1982	26,841.40
Beaches and Boardwalks				<b>PROPERTY ACQUIRED BY DEED OR FORECLOSURE</b>	
Parks, Playgrounds, Shade Trees	51,858.00			Balance January 1, 1982	47,526.00
Land Reclamation & Conservation				Transfers From Taxes or Liens	
Other Recreational Services	14,260.00			Sale for Cash (1982)	
<b>EDUCATION (excluding schools)</b>				Cancelled, Abated or Adjusted (1982)	
Libraries	107,000.00			Balance December 31, 1982	47,526.00
Other Educational Services				<b>CURRENT FINANCES DECEMBER 31, 1982</b>	
<b>STATUTORY EXPENDITURES</b>				<b>ASSETS</b>	
Pensions & F. I. C. A.	274,608.19			Cash Dec. 31, 1982	604,790.53
Employee Fringe Benefits	52,000.00			Taxes Receivable	136,611.20
Other Statutory Expenditures	7,500.00			Tax Title Liens	26,841.40
<b>CETA And Other Public Employment Programs</b>				Foreclosed Property	47,526.00
<b>MUNICIPAL FUNCTIONS TOTAL</b>	3,934,792.92			Emergencies & Other Deferred Charges	146,289.44
<b>CAPITAL IMPROVEMENTS *MEMO*</b>	8,000.00			State and Federal Aid Receivable	
<b>DEBT SERVICE</b>				Other Receivables	7,134.69
Principal Payments	180,000.00			Total	969,193.26
Interest Payments	255,305.00			<b>LIABILITIES, RESERVES, AND SURPLUS</b>	
<b>DEFERRED CHARGES</b>				Cash Liabilities	179,664.04
SCHOOL, COUNTY, SPECIAL DISTRICT TAXES	99,911.33			Reserves for Receivables	218,113.29
RESERVE FOR UNCOLLECTED TAXES	8,553,163.70			Surplus Dec. 31, 1982	571,415.93
<b>EXPENDITURES TOTAL</b>	13,245,430.44			Total	969,193.26



Gross Debt	.36
Net Debt	.26
Tax Levy Collected	95.47
Tax Levy Cancelled, Aboted or Adjusted	1.04

Municipal Expenditures	237.44	or Adjusted	1.04
------------------------	--------	-------------	------

190



Population 1980 **1,009**  
 Population 1982 **1,021**  
 S & P Rating  
 Moody Rating

General Tax Rate Per \$100.

State Equalized Tax Rate **2.46**  
**2.11**

**EAGLESWOOD TOWNSHIP - OCEAN CO.****Form of Government:****Township Committee****Number of Members on Governing Body - 3****PER CAPITA:**

Grass Debt **1,108.36**  
 Net Debt **251.71**  
 Debt Service **34.28**  
 Total Tax Levy **727.79**  
 Municipal Expenditures **416.19**

**PER CENT:**

Grass Debt **3.59**  
 Net Debt **.81**  
 Tax Levy Collected **74.37**  
 Tax Levy Cancelled, Abated or Adjusted

EXPENDITURES		REVENUES-REALIZED		1982 PROPERTY TAX	
<b>GENERAL GOVERNMENT</b>				<b>STATE EQUALIZED TAX RATE</b>	
Governing Body & Public Boards		1982 Property Taxes Collected	<b>552,031.77</b>	Local District School Taxes	<b>.77</b>
Municipal Clerk		1982 Payments in Lieu of Taxes	<b>10,718.00</b>	Regional & Consolidated School Tax	<b>.72</b>
Financial Administration	<b>5,925.00</b>	Delinquent Tax & Lien Collections	<b>133,045.31</b>	School Taxes in Municipal Budget	
Assessment of Taxes	<b>2,338.78</b>	Business Personality Replacement Taxes	<b>4,648.76</b>	County Taxes	<b>.45</b>
Collection of Taxes	<b>11,573.75</b>	Taxes from Public Utilities	<b>133,190.00</b>	County Library Taxes	<b>.03</b>
Planning, Housing & Development	<b>6,942.58</b>	Other Miscellaneous Tax Revenues		Local Municipal Purpose Taxes	<b>.15</b>
Human Resources		State Aid Revenues	<b>6,888.03</b>	Veteran & Senior Citizen Taxes	
Elections		Federal Aid Revenues		Total Taxes for Rate Computation	<b>2.12</b>
General Administration (other)	<b>53,864.42</b>	State and Local Fiscal Assistance Act Utilized	<b>19,378.00</b>	Special District Taxes	
<b>JUDICIARY</b>		Sale of Acquired Property		Bank Corp. Taxes	<b>841.55</b>
Municipal Courts	<b>13,952.08</b>	Other Miscellaneous Revenues	<b>76,677.75</b>	Added and Omitted Taxes	<b>2,149.32</b>
<b>PUBLIC SAFETY</b>		Total	<b>936,577.62</b>	Total Taxes Levied - ABSTRACT	<b>743,070.49</b>
Fire Protection	<b>6,000.00</b>	Prior Years Surplus Appropriated	<b>50,500.00</b>	Total Taxes Billed	<b>742,228.94</b>
Police Protection	<b>4,640.25</b>	REVENUES TOTAL	<b>987,077.62</b>	1982 TAXES COLLECTED	<b>552,031.77</b>
Civil Defense & Disaster Control		Reserve For Uncollected Taxes	<b>162,070.00</b>	1982 Taxes Cancelled, Abated or Adjusted	
Environmental Inspection & Control	<b>1,073.42</b>	CAPITAL OUTLAY TOTAL	<b>114,861.07</b>	Transfer to Tax Title Liens or Foreclosed	
Other Public Safety		Public Enterprises		Balance Outstanding Dec. 31, 1982	<b>70,000.00</b>
<b>PUBLIC WORKS</b>		Recreation—Culture			<b>120,197.17</b>
Streets and Drainage	<b>35,922.94</b>	Public Works	<b>106,223.03</b>	<b>PRIOR YEARS TAXES OUTSTANDING</b>	
Sewers and Sewage Processing	<b>46,674.66</b>	Buildings and Grounds	<b>8,638.04</b>	Balance January 1, 1982	<b>107,045.38</b>
Gorbage and Trash Disposal	<b>11,739.23</b>	Library and Education		Collected in 1982	<b>93,561.35</b>
Public Buildings and Grounds	<b>9,000.00</b>	Conservation		Cancelled, Abated or Adjusted 1982	
Other Public Works		All Other		Transfers to Tax Title Liens or Foreclosed	
<b>HEALTH and WELFARE</b>		CAPITAL DEBT AUTHORIZED, DECEMBER 31, 1982		Balance December 31, 1982	<b>13,484.03</b>
Health Services Except Environmental	<b>487.00</b>	ISSUED AND UNISSUED GROSS DEBT		TAX TITLE LIENS OUTSTANDING	
Welfare-Public Assistance	<b>1,500.00</b>	School	<b>874,636</b>	Balance January 1, 1982	<b>270,445.06</b>
Hospitals, Clinics, First Aid		Self-liquidating	<b>257,000</b>	Transfer From Taxes	<b>70,000.00</b>
Animal, Insect, & Rodent Control	<b>2,018.02</b>	Other	<b>257,000</b>	Redeemed in 1982	<b>39,483.96</b>
Other Welfare Services		Total	<b>1,131,636</b>	Cancelled, Abated or Adjusted (1982)	
<b>RECREATION and CONSERVATION</b>		ISSUED AND OUTSTANDING		Transfers to Foreclosed Property	
Beaches and Boardwalks		School	<b>702,616.96</b>	Balance December 31, 1982	<b>300,961.10</b>
Parks, Playgrounds, Shade Trees		Self-Liquidating	<b>127,000.00</b>	PROPERTY ACQUIRED BY DEED OR FORECLOSURE	
Land Reclamation & Conservation		Other	<b>829,616.96</b>	Balance January 1, 1982	<b>335,318.55</b>
Other Recreational Services	<b>1,727.77</b>	Total	<b>29,768,550.00</b>	Transfers From Taxes or Liens	
<b>EDUCATION (excluding schools)</b>		EQUALIZED VALUATION BASIS		Sale for Cash (1982)	<b>23,624.55</b>
Libraries	<b>150.00</b>	FOR NET DEBT COMPUTATION	<b>31,546,719</b>	Cancelled, Abated or Adjusted (1982)	
Other Educational Services		REAL PROPERTY VALUATIONS		Balance December 31, 1982	<b>311,694.00</b>
<b>STATUTORY EXPENDITURES</b>		Code Class # of Parcels % VAL'N		CURRENT FINANCES DECEMBER 31, 1982	
Pensions & F. I. C. A.	<b>6,545.00</b>	1 Vacant Land 609 29.51	<b>8,784,700.00</b>	ASSETS	
Employee Fringe Benefits		2 Residential 521 56.86	<b>16,927,700.00</b>	Cash Dec. 31, 1982	<b>308,949.14</b>
Other Statutory Expenditures	<b>500.00</b>	3 Farm 5 .54	<b>159,250.00</b>	Taxes Receivable	<b>133,681.20</b>
CETA And Other Public Employment Programs		4a Commercial 48 9.87	<b>2,539,300.00</b>	Tax Title Liens	<b>300,961.10</b>
<b>MUNICIPAL FUNCTIONS</b>		4b Industrial 8 3.22	<b>957,600.00</b>	Foreclosed Property	<b>311,694.00</b>
TOTAL	<b>222,574.90</b>	4c Apartments		Emergencies & Other Deferred Charges	<b>16,861.90</b>
<b>CAPITAL IMPROVEMENTS</b>		Total	<b>1191</b>	State and Federal Aid Receivable	<b>15,328.88</b>
*MEMO*	<b>11,000.00</b>	Land Area 16.50 Sq. Miles		Other Receivables	<b>37.75</b>
<b>DEBT SERVICE</b>		Net Valuation Taxable-Municipal	<b>30,062,960</b>	Total	<b>1,087,513.97</b>
Principal Payments	<b>35,000.00</b>	Net Valuation Taxable-County	<b>83,775,542</b>	LIABILITIES, RESERVES, AND SURPLUS	
Interest Payments		State Equalized Valuation	<b>34,985,646</b>	Cash Liabilities	<b>257,407.30</b>
DEFERRED CHARGES	<b>5,280.00</b>	State Equalization Ratio	<b>85.81</b>	Reserves for Receivables	<b>746,374.05</b>
SCHOOL, COUNTY, SPECIAL DISTRICT TAXES	<b>686,241.62</b>			Surplus Dec. 31, 1982	<b>83,732.62</b>
RESERVE FOR UNCOLLECTED TAXES	<b>162,070.00</b>			Total	<b>1,087,513.97</b>
EXPENDITURES TOTAL	<b>1,111,166.52</b>				

1008

Population 1980 3,468  
Population 1982 3,513

S &amp; P Rating

Moody Rating

General Tax Rate Per \$100.

2.53

State Equalized Tax Rate

1.91

## EAST AMWELL TWP. - HUNTERDON CO.

## Form of Government:

## Township Committee

## Number of Members on Governing Body - 3

PER CAPITA:

Gross Debt 52.53

Net Debt

Debt Service

Total Tax Levy 622.67

Municipal Expenditures 259.98

PER CENT:

Gross Debt .17

Net Debt

Tax Levy Collected 92.45

Tax Levy Cancelled, Abated  
or Adjusted .25

EXPENDITURES		REVENUES-REALIZED		1982 PROPERTY TAX	
GENERAL GOVERNMENT				STATE EQUALIZED TAX RATE	
Governing Body & Public Boards		1982 Property Taxes Collected	2,025,491.67	Local District School Taxes .84	957,708.50
Municipal Clerk		1982 Payments in Lieu of Taxes		Regional & Consolidated School Tax .58	656,116.22
Financial Administration	14,100.00	Delinquent Tax & Lien Collections	182,827.85	School Taxes in Municipal Budget	
Assessment of Taxes	22,900.00	Business Personalty Replacement Taxes	59,095.00	County Taxes .47	533,663.18
Collection of Taxes	19,054.00	Taxes from Public Utilities	183,378.00	County Library Taxes .03	32,052.50
Planning, Housing & Development	25,375.00	Other Miscellaneous Tax Revenues		Local Municipal Purpose Taxes	
Human Resources	2,900.00	State Aid Revenues	18,707.43	Veteran & Senior Citizen Taxes	26,725.00
Elections		Federal Aid Revenues		Total Taxes for Rate Computation 1.92	2,206,265.40
General Administration (other)	84,450.00	State and Local Fiscal Assistance Act Utilized	17,379.16	Special District Taxes	
JUDICIARY		Sale of Acquired Property	11,973.11	Bank Corp. Taxes	259.18
Municipal Courts	8,950.00	Other Miscellaneous Revenues	152,775.93	Added and Omitted Taxes	7,633.24
PUBLIC SAFETY		Total	2,691,628.15	Total Taxes Levied - ABSTRACT	2,187,432.82
Fire Protection	34,800.00	Prior Years Surplus Appropriated	400,000.00	Total Taxes Billed	2,190,811.85
Police Protection	32,050.00	REVENUES TOTAL	3,091,628.15	1982 TAXES COLLECTED	2,025,491.67
Civil Defense & Disaster Control	500.00	Reserve For Uncollected Taxes	208,881.75	1982 Taxes Cancelled, Abated or Adjusted	5,491.84
Environmental Inspection & Control	17,350.00			Transfer to Tax Title Liens or Foreclosed	2,438.97
Other Public Safety		CAPITAL OUTLAY TOTAL	9,171.31	Balance Outstanding Dec. 31, 1982	157,389.37
PUBLIC WORKS				PRIOR YEARS TAXES OUTSTANDING	
Streets and Drainage	338,079.16	Public Enterprises		Balance January 1, 1982	185,224.65
Sewers and Sewage Processing		Recreation—Culture		Collected in 1982	179,619.78
Garbage and Trash Disposal	10,000.00	Public Works	5,000.00	Cancelled, Abated or Adjusted 1982	
Public Buildings and Grounds	28,500.00	Buildings and Grounds	4,171.31	Transfers to Tax Title Liens or Foreclosed	4,481.03
Other Public Works		Library and Education		Balance December 31, 1982	1,123.84
HEALTH and WELFARE		Conservation		TAX TITLE LIENS OUTSTANDING	
Health Services Except Environmental	8,950.00	All Other		Balance January 1, 1982	912.37
Welfare-Public Assistance	4,990.00	CAPITAL DEBT AUTHORIZED, DECEMBER 31, 1982		Transfer From Taxes	7,191.56
Hospitals, Clinics, First Aid		ISSUED AND UNISSUED GROSS DEBT		Redeemed in 1982	3,208.07
Animal, Insect, & Rodent Control	200.00	School	184,525	Cancelled, Abated or Adjusted (1982)	
Other Welfare Services		Self-liquidating		Transfers to Foreclosed Property	
RECREATION and CONSERVATION		Other		Balance December 31, 1982	4,895.86
Beaches and Boardwalks		Total	184,525	PROPERTY ACQUIRED BY DEED OR FORECLOSURE	
Parks, Playgrounds, Shade Trees	2,000.00	ISSUED AND OUTSTANDING		Balance January 1, 1982	85,500.00
Land Reclamation & Conservation	1,000.00	School	184,525.82	Transfers From Taxes or Liens	
Other Recreational Services	10,775.00	Self-Liquidating		Sale for Cash (1982)	11,973.11
EDUCATION (excluding schools)		Other		Cancelled, Abated or Adjusted (1982)	24,426.89
Libraries		Total	184,525.82	Balance December 31, 1982	49,100.00
Other Educational Services		EQUALIZED VALUATION BASIS		CURRENT FINANCES DECEMBER 31, 1982	
STATUTORY EXPENDITURES		FOR NET DEBT COMPUTATION	106,621.996	ASSETS	
Pensions & F. I. C. A.	22,000.00	REAL PROPERTY VALUATIONS		Cash Dec. 31, 1982	688,897.46
Employee Fringe Benefits	14,000.00	Code Class # of Parcels % VAL'N		Taxes Receivable	158,513.21
Other Statutory Expenditures	1,500.00	1 Vacant Land 260 3.78		Tax Title Liens	4,895.86
CETA And Other Public Employment Programs		2 Residential 844 65.86		Foreclosed Property	49,100.00
MUNICIPAL FUNCTIONS TOTAL	704,423.16	3 Farm 687 23.38		Emergencies & Other Deferred Charges	
CAPITAL IMPROVEMENTS *MEMO*	20,000.00	4a Commercial 49 6.29		State and Federal Aid Receivable	
DEBT SERVICE		4b Industrial		Other Receivables	1,493.24
Principal Payments		4c Apartments 4 .69		Total	902,899.77
Interest Payments		Total 1844		LIABILITIES, RESERVES, AND SURPLUS	
DEFERRED CHARGES		Land Area 28.10 Sq. Miles		Cash Liabilities	144,892.20
SCHOOL, COUNTY, SPECIAL DISTRICT TAXES	2,179,540.40	Net Valuation Taxable-Municipal	86,291,164	Reserves for Receivables	214,002.31
RESERVE FOR UNCOLLECTED TAXES	208,881.75	Net Valuation Taxable-County	114,234,020	Surplus Dec. 31, 1982	544,005.26
EXPENDITURES TOTAL	3,052,845.31	State Equalized Valuation	113,846,028	Total	902,899.77
		State Equalization Ratio	75.63		



1204

Population 1980 **37,711**  
 Population 1982 **38,308**  
 S & P Rating  
 Moody Rating **AA**

General Tax Rate Per \$100.  
 State Equalized Tax Rate **4.96**  
**2.70**

**EAST BRUNSWICK TWP. - MIDDLESEX CO.**  
**Form of Government:**  
**Mayor-Council Plan E (OMCL 50)**  
**Number of Members on Governing Body - 5**

PER CAPITA:  
 Gross Debt **780.31**  
 Net Debt **352.90**  
 Debt Service **40.16**  
 Total Tax Levy **821.08**  
 Municipal Expenditures **341.75**

PER CENT:  
 Gross Debt **2.91**  
 Net Debt **1.32**  
 Tax Levy Collected **98.03**  
 Tax Levy Cancelled, Abated or Adjusted **.23**

EXPENDITURES		REVENUES-REALIZED		1982 PROPERTY TAX	
<b>GENERAL GOVERNMENT</b>				<b>STATE EQUALIZED TAX RATE</b> <span style="float:right">↓</span>	
Governing Body & Public Boards	137,734.00	1982 Property Taxes Collected	30,851,412.04	Local District School Taxes	1.56 17,802,627.50
Municipal Clerk		1982 Payments in Lieu of Taxes		Regional & Consolidated School Tax	
Financial Administration	114,992.00	Delinquent Tax & Lien Collections	939,120.87	School Taxes in Municipal Budget	
Assessment of Taxes	103,885.00	Business Personalty Replacement Taxes	587,008.88	County Taxes	.59 6,754,602.97
Collection of Taxes	130,115.00	Taxes from Public Utilities	2,397,307.00	County Library Taxes	
Planning, Housing & Development	137,086.00	Other Miscellaneous Tax Revenues		Local Municipal Purpose Taxes	.55 6,221,707.00
Human Resources	18,000.00	State Aid Revenues	351,259.65	Veteran & Senior Citizen Taxes	252,850.00
Elections		Federal Aid Revenues		Total Taxes for Rate Computation	2.70 31,031,787.47
General Administration (other)	1,822,109.00	State and Local Fiscal Assistance Act Utilized	508,000.00	Special District Taxes	433,646.00
<b>JUDICIARY</b>		Sale of Acquired Property		Bank Corp. Taxes	34,508.90
Municipal Courts	144,697.50	Other Miscellaneous Revenues	2,026,582.53	Added and Omitted Taxes	206,948.86
<b>PUBLIC SAFETY</b>		Total	37,660,691.01	Total Taxes Levied - ABSTRACT	31,454,041.23
Fire Protection	98,941.00	Prior Years Surplus Appropriated	687,971.80	Total Taxes Billed	31,470,478.27
Police Protection	2,554,507.00	REVENUES TOTAL	38,348,662.81	1982 TAXES COLLECTED	30,851,412.04
Civil Defense & Disaster Control	10,425.00	Reserve For Uncollected Taxes	778,000.00	1982 Taxes Cancelled, Abated or Adjusted	72,542.06
Environmental Inspection & Control	246,113.00	CAPITAL OUTLAY TOTAL	1,236,620.60	Transfer to Tax Title Liens or Foreclosed	24,796.37
Other Public Safety		Public Enterprises	330,230.52	Balance Outstanding Dec. 31, 1982	521,727.80
<b>PUBLIC WORKS</b>		Recreation—Culture	44,754.15	<b>PRIOR YEARS TAXES OUTSTANDING</b>	
Streets and Drainage	870,440.00	Public Works	779,779.62	Balance January 1, 1982	972,603.87
Sewers and Sewage Processing		Buildings and Grounds	152,692.62	Collected in 1982	830,984.80
Garbage and Trash Disposal	899,600.00	Library and Education	29,163.65	Cancelled, Abated or Adjusted 1982	
Public Buildings and Grounds	212,912.00	Conservation		Transfers to Tax Title Liens or Foreclosed	32,980.56
Other Public Works	652,011.00	All Other		Balance December 31, 1982	108,638.51
<b>HEALTH and WELFARE</b>		CAPITAL DEBT AUTHORIZED, DECEMBER 31, 1982		<b>TAX TITLE LIENS OUTSTANDING</b>	
Health Services Except Environmental	111,874.00	ISSUED AND UNISSUED		Balance January 1, 1982	150,479.85
Welfare-Public Assistance	15,743.00	School	7,424,000	Transfer From Taxes	60,434.12
Hospitals, Clinics, First Aid		Self-liquidating	9,629,700	Redeemed in 1982	108,136.07
Animal, Insect, & Rodent Control		Other	12,838,400	Cancelled, Abated or Adjusted (1982)	
Other Welfare Services		Total	29,892,100	Transfers to Foreclosed Property	
<b>RECREATION and CONSERVATION</b>		ISSUED AND OUTSTANDING		Balance December 31, 1982	102,777.90
Beaches and Boardwalks		School	7,424,000.00	<b>PROPERTY ACQUIRED BY DEED OR FORECLOSURE</b>	
Parks, Playgrounds, Shade Trees	340,084.00	Self-Liquidating	9,629,700.00	Balance January 1, 1982	980,830.22
Land Reclamation & Conservation	14,000.00	Other	12,812,100.00	Transfers From Taxes or Liens	
Other Recreational Services	331,406.00	Total	29,865,800.00	Sale for Cash (1982)	
<b>EDUCATION (excluding schools)</b>		EQUALIZED VALUATION BASIS		Cancelled, Abated or Adjusted (1982)	
Libraries	689,858.87	FOR NET DEBT COMPUTATION	1,026,346,878	Balance December 31, 1982	980,830.22
Other Educational Services	20,168.00	REAL PROPERTY VALUATIONS		<b>CURRENT FINANCES DECEMBER 31, 1982</b>	
<b>STATUTORY EXPENDITURES</b>		Code Class # of Parcels % VAL'N	ASSESSED VALUATION	<b>ASSETS</b>	
Pensions & F. I. C. A.	718,000.00	1 Vacant Land 1134 2.61	16,059,900.00	Cash Dec. 31, 1982	1,863,197.54
Employee Fringe Benefits		2 Residential 9970 71.09	436,688,100.00	Taxes Receivable	630,366.31
Other Statutory Expenditures	18,000.00	3 Farm 200 .53	3,262,300.00	Tax Title Liens	102,777.90
<b>CETA And Other Public Employment Programs</b>		4a Commercial 388 15.94	97,924,300.00	Foreclosed Property	980,830.22
<b>MUNICIPAL FUNCTIONS</b>		4b Industrial 87 7.03	43,117,900.00	Emergencies & Other Deferred Charges	320,000.00
<b>CAPITAL IMPROVEMENTS</b>	<b>*MEMO*</b>	4c Apartments 10 2.79	17,153,300.00	State and Federal Aid Receivable	5,024.80
<b>DEBT SERVICE</b>		Total 11789	614,265,800.00	Other Receivables	41,744.63
Principal Payments	777,280.13	Land Area 22.20 Sq. Miles		Total	3,943,941.40
Interest Payments	761,314.20	Net Valuation Taxable-Municipal	621,506,556	<b>LIABILITIES, RESERVES, AND SURPLUS</b>	
<b>DEFERRED CHARGES</b>		Net Valuation Taxable-County	1,203,219,303	Cash Liabilities	1,231,580.62
<b>SCHOOL, COUNTY, SPECIAL DISTRICT TAXES</b>		State Equalized Valuation	1,135,162,649	Reserves for Receivables	1,755,719.06
<b>RESERVE FOR UNCOLLECTED TAXES</b>		State Equalization Ratio	54.46	Surplus Dec. 31, 1982	956,641.72
<b>EXPENDITURES</b>	<b>TOTAL</b>			Total	3,943,941.40



0803

Population 1980 4,144  
 Population 1982 4,202  
 S & P Rating  
 Moody Rating

General Tax Rate Per \$100.

State Equalized Tax Rate 4.08  
 1.98

**EAST GREENWICH TWP. - GLOUCESTER CO.****Form of Government:****Township Committee****Number of Members on Governing Body - 3****PER CAPITA:**

Gross Debt 181.89  
 Net Debt 16.18  
 Debt Service  
 Total Tax Levy 434.42  
 Municipal Expenditures 335.78

**PER CENT:**

Gross Debt .93  
 Net Debt .08  
 Tax Levy Collected 94.95  
 Tax Levy Cancelled, Abated or Adjusted .04

EXPENDITURES		REVENUES-REALIZED		1982 PROPERTY TAX	
<b>GENERAL GOVERNMENT</b>				<b>STATE EQUALIZED TAX RATE</b> →	
Governing Body & Public Boards		1982 Property Taxes Collected	1,734,447.52	Local District School Taxes .72	660,547.50
Municipal Clerk		1982 Payments in Lieu of Taxes		Regional & Consolidated School Tax .65	599,123.43
Financial Administration	17,170.00	Delinquent Tax & Lien Collections	72,173.98	School Taxes in Municipal Budget	
Assessment of Taxes	11,530.00	Business Personalty Replacement Taxes	33,032.36	County Taxes .59	545,968.66
Collection of Taxes	13,810.00	Taxes from Public Utilities	1,006,812.00	County Library Taxes .02	15,213.38
Planning, Housing & Development	12,350.00	Other Miscellaneous Tax Revenues		Local Municipal Purpose Taxes	
Human Resources		State Aid Revenues	23,662.37	Veteran & Senior Citizen Taxes	36,250.00
Elections		Federal Aid Revenues		Total Taxes for Rate Computation 1.98	1,858,102.97
General Administration (other)	154,500.00	State and Local Fiscal Assistance Act Utilized	78,175.10	Special District Taxes	
<b>JUDICIARY</b>		Sole of Acquired Property		Bank Corp. Taxes	588.96
Municipal Courts	45,500.00	Other Miscellaneous Revenues	209,100.26	Added and Omitted Taxes	3,002.32
<b>PUBLIC SAFETY</b>		Total	3,157,403.59	Total Taxes Levied - ABSTRACT	1,825,444.25
Fire Protection	40,665.00	Prior Years Surplus Appropriated	368,321.83	Total Taxes Billed	1,826,648.92
Police Protection	368,900.00	REVENUES TOTAL	3,525,725.42	1982 TAXES COLLECTED	1,734,447.52
Civil Defense & Disaster Control	2,820.00	Reserve For Uncollected Taxes	166,000.00	1982 Taxes Cancelled, Abated or Adjusted	667.49
Environmental Inspection & Control	23,110.00			Transfer to Tax Title Liens or Foreclosed	8,270.88
Other Public Safety				Balance Outstanding Dec. 31, 1982	83,263.03
<b>PUBLIC WORKS</b>		<b>CAPITAL OUTLAY TOTAL</b>		<b>PRIOR YEARS TAXES OUTSTANDING</b>	
Streets and Drainage	239,000.00	Public Enterprises		Balance January 1, 1982	78,483.79
Sewers and Sewage Processing	15,000.00	Recreation—Culture		Collected in 1982	69,425.82
Garbage and Trash Disposl	47,000.00	Public Works		Cancelled, Abated or Adjusted 1982	1,142.34
Public Buildings and Grounds	33,000.00	Buildings and Grounds		Transfers to Tax Title Liens or Foreclosed	
Other Public Works		Library and Education		Balance December 31, 1982	7,915.63
<b>HEALTH and WELFARE</b>		Conservation		<b>TAX TITLE LIENS OUTSTANDING</b>	
Health Services Except Environmental	23,200.00	All Other		Balance January 1, 1982	16,551.20
Welfare-Public Assistance	8,310.00			Transfer From Taxes	8,270.88
Hospitals, Clinics, First Aid		<b>CAPITAL DEBT AUTHORIZED, DECEMBER 31, 1982</b>		Redeemed in 1982	2,748.16
Animal, Insect, & Rodent Control	5,300.00	ISSUED AND UNISSUED		Cancelled, Abated or Adjusted (1982)	
Other Welfare Services		School	696,286	Transfers to Foreclosed Property	
<b>RECREATION and CONSERVATION</b>		Self-Liquidating		Balance December 31, 1982	22,073.92
Beaches and Boardwalks		Other	68,000	<b>PROPERTY ACQUIRED BY DEED OR FORECLOSURE</b>	
Parks, Playgrounds, Shade Trees	20,000.00	Total	764,286	Balance January 1, 1982	
Land Reclamation & Conservation				Transfers From Taxes or Liens	
Other Recreational Services	3,000.00			Sale for Cash (1982)	
<b>EDUCATION (excluding schools)</b>				Cancelled, Abated or Adjusted (1982)	
Libraries	5,800.00			Balance December 31, 1982	
Other Educational Services				<b>CURRENT FINANCES DECEMBER 31, 1982</b>	
<b>STATUTORY EXPENDITURES</b>		<b>EQUALIZED VALUATION BASIS FOR NET DEBT COMPUTATION</b>		<b>ASSETS</b>	
Pensions & F. I. C. A.	57,000.00	REAL PROPERTY VALUATIONS		Cash Dec. 31, 1982	1,278,245.73
Employee Fringe Benefits	32,000.00	Code Class # of Parcels % VAL'N		Taxes Receivable	91,178.66
Other Statutory Expenditures	3,000.00	1 Vacant Land 158 2.14	541,900.00	Tox Title Liens	22,073.92
<b>CETA And Other Public Employment Programs</b>		2 Residential 1108 70.99	31,278,500.00	Foreclosed Property	
<b>MUNICIPAL FUNCTIONS TOTAL</b>	1,161,965.00	3 Farm 376 13.89	6,121,500.00	Emergencies & Other Deferred Charges	
<b>CAPITAL IMPROVEMENTS *MEMO*</b>	40,000.00	4a Commercial 51 8.49	3,741,500.00	State and Federal Aid Receivable	
<b>DEBT SERVICE</b>		4b Industrial 8 3.52	1,550,600.00	Other Receivables	12,910.80
Principal Payments		4c Apartments 8 .97	428,200.00	Total	1,404,409.11
Interest Payments		Total 1709	44,062,200.00	<b>LIABILITIES, RESERVES, AND SURPLUS</b>	
<b>DEFERRED CHARGES</b>	63,000.00	Land Area 14.89 Sq. Miles		Cash Liabilities	255,563.37
<b>SCHOOL, COUNTY, SPECIAL DISTRICT TAXES</b>	1,821,852.97	Net Valuation Taxable-Municipal	44,724,846	Reserves for Receivables	126,163.38
<b>RESERVE FOR UNCOLLECTED TAXES</b>	166,000.00	Net Valuation Taxable-County	87,424,558	Surplus Dec. 31, 1982	1,022,682.36
<b>EXPENDITURES TOTAL</b>	3,232,817.97	State Equalized Valuation	91,644,062	Total	1,404,409.11
		State Equalization Ratio	48.43		

1410

Population 1980 9,319  
 Population 1982 9,348  
 S & P Rating  
 Moody Rating A

General Tax Rate Per \$100.

3.84  
 State Equalized Tax Rate  
 1.81

## EAST HANOVER TOWNSHIP - MORRIS CO.

## Form of Government:

## Township Committee

## Number of Members on Governing Body - 5

## PER CAPITA:

Gross Debt 2,781.83  
 Net Debt 2,493.46  
 Debt Service 15.18  
 Total Tax Levy 866.49  
 Municipal Expenditures 391.34

## PER CENT:

Gross Debt 6.12  
 Net Debt 5.48  
 Tax Levy Collected 98.16  
 Tax Levy Cancelled, Abated  
 or Adjusted .15

EXPENDITURES		REVENUES REALIZED		1982 PROPERTY TAX	
GENERAL GOVERNMENT				STATE EQUALIZED TAX RATE	
Governing Body & Public Boards		1982 Property Taxes Collected	7,556,808.43	Local District School Taxes .77	3,412,480.00
Municipal Clerk		1982 Payments in Lieu of Taxes		Regional & Consolidated School Tax .47	2,095,741.63
Financial Administration	33,979.00	Delinquent Tax & Lien Collections	111,873.92	School Taxes in Municipal Budget	
Assessment of Taxes	34,230.00	Business Personalty Replacement Taxes	279,511.80	County Taxes .45	1,980,639.66
Collection of Taxes	41,750.00	Taxes from Public Utilities	2,092,135.00	County Library Taxes	
Planning, Housing & Development	63,405.78	Other Miscellaneous Tax Revenues		Local Municipal Purpose Taxes .12	534,134.78
Human Resources	2,880.04	State Aid Revenues	55,111.08	Veteran & Senior Citizen Taxes	73,775.00
Elections	2,228.00	Federal Aid Revenues		Total Taxes for Rate Computation 1.81	8,096,771.07
General Administration (other)	480,220.00	State and Local Fiscal Assistance Act Utilized	94,588.00	Special District Taxes	
JUDICIARY		Sale of Acquired Property		Bank Corp. Taxes	7,232.71
Municipal Courts	26,460.00	Other Miscellaneous Revenues	766,842.50	Added and Omitted Taxes	69,762.69
PUBLIC SAFETY		Total	11,356,870.73	Total Taxes Levied - ABSTRACT	8,099,991.47
Fire Protection	97,112.00	Prior Years Surplus Appropriated	750,000.00	Total Taxes Billed	8,105,769.89
Police Protection	899,305.02	REVENUES TOTAL	12,106,870.73	1982 TAXES COLLECTED	7,956,808.43
Civil Defense & Disaster Control	11,334.00	Reserve For Uncollected Taxes	321,645.35	1982 Taxes Cancelled, Abated or Adjusted	12,071.40
Environmental Inspection & Control	68,917.19	CAPITAL OUTLAY TOTAL	4,774,030.08	Transfer to Tax Title Liens or Foreclosed	2,879.64
Other Public Safety				Balance Outstanding Dec. 31, 1982	134,010.42
PUBLIC WORKS				PRIOR YEARS TAXES OUTSTANDING	
Streets and Drainage	322,553.71	Public Enterprises	15,592.94	Balance January 1, 1982	99,914.36
Sewers and Sewage Processing		Recreation—Culture	33,140.37	Collected in 1982	98,959.36
Garbage and Trash Disposal	61,460.00	Public Works	4,197,206.35	Cancelled, Abated or Adjusted 1982	
Public Buildings and Grounds	93,000.00	Buildings and Grounds	528,090.42	Transfers to Tax Title Liens or Foreclosed	955.00
Other Public Works		Library and Education		Balance December 31, 1982	
HEALTH and WELFARE		Conservation		TAX TITLE LIENS OUTSTANDING	
Health Services Except Environmental	60,232.00	All Other		Balance January 1, 1982	83,341.24
Welfare-Public Assistance	5,050.00	CAPITAL DEBT AUTHORIZED, DECEMBER 31, 1982		Transfer From Taxes	3,879.57
Hospitals, Clinics, First Aid	6,990.00	ISSUED AND UNISSUED GROSS DEBT		Redeemed in 1982	12,914.56
Animal, Insect, & Rodent Control	9,440.00	School 2,289,650		Cancelled, Abated or Adjusted (1982)	44,050.15
Other Welfare Services		Self-liquidating 1,204,000	797,973	Transfers to Foreclosed Property	
RECREATION and CONSERVATION		Other 22,510,871	22,510,871	Balance December 31, 1982	30,256.10
Beaches and Boardwalks		Total 26,004,521	23,308,844	PROPERTY ACQUIRED BY DEED OR FORECLOSURE	
Parks, Playgrounds, Shade Trees	3,300.00	ISSUED AND OUTSTANDING		Balance January 1, 1982	24,100.00
Land Reclamation & Conservation	3,100.04	School 2,289,650.53		Transfers From Taxes or Liens	
Other Recreational Services	253,037.29	Self-Liquidating 1,204,000.00		Sale for Cash (1982)	
EDUCATION (excluding schools)		Other 13,520,000.00		Cancelled, Abated or Adjusted (1982)	
Libraries	74,000.00	Total 17,013,650.53		Balance December 31, 1982	24,100.00
Other Educational Services		EQUALIZED VALUATION BASIS		CURRENT FINANCES DECEMBER 31, 1982	
STATUTORY EXPENDITURES		FOR NET DEBT COMPUTATION	425,015,174	ASSETS	
Pensions & F. I. C. A.	207,000.00	REAL PROPERTY VALUATIONS		Cash Dec. 31, 1982	1,952,885.83
Employee Fringe Benefits	120,000.00	Code Class # of Parcels % VAL'N		Taxes Receivable	134,010.42
Other Statutory Expenditures	14,000.00	1 Vacant Land 383 4.26	8,867,100.00	Tax Title Liens	30,256.10
CETA And Other Public Employment Programs		2 Residential 2499 45.96	95,606,000.00	Foreclosed Property	24,100.00
MUNICIPAL FUNCTIONS TOTAL	3,014,984.07	3 Farm 24 .32	651,100.00	Emergencies & Other Deferred Charges	116,347.28
CAPITAL IMPROVEMENTS *MEMO*	151,436.00	4a Commercial 137 42.40	88,202,400.00	State and Federal Aid Receivable	5,258.55
DEBT SERVICE		4b Industrial 39 7.05	14,674,100.00	Other Receivables	264,380.35
Principal Payments	60,000.00	4c Apartments		Total	2,547,238.53
Interest Payments	81,929.00	Total 3082	208,000,700.00	LIABILITIES, RESERVES, AND SURPLUS	
DEFERRED CHARGES	179,702.37	Land Area 8.21 Sq. Miles		Cash Liabilities	353,206.55
SCHOOL, COUNTY, SPECIAL DISTRICT TAXES	7,488,861.29	Net Valuation Taxable-Municipal	209,271,021	Reserves for Receivables	472,746.87
RESERVE FOR UNCOLLECTED TAXES	321,645.39	Net Valuation Taxable-County	585,943,851	Surplus Dec. 31, 1982	1,721,285.11
EXPENDITURES TOTAL	11,147,122.12	State Equalized Valuation	442,231,220	Total	2,547,238.53
		State Equalization Ratio	47.17		



0502

Population 1980 1,923  
 Population 1982 1,896  
 S & P Rating  
 Moody Rating

General Tax Rate Per \$100.

5.73  
 State Equalized Tax Rate  
 3.83

**EAST NEWARK BOROUGH – HUDSON CO.****Form of Government:****Borough Council****Number of Members on Governing Body – 6****PER CAPITA:**

Gross Debt 51.69  
 Net Debt 51.69  
 Debt Service 11.68  
 Total Tax Levy 498.64  
 Municipal Expenditures 439.94

**PER CENT:**

Gross Debt .44  
 Net Debt .44  
 Tax Levy Collected 98.04  
 Tax Levy Cancelled, Abated or Adjusted

EXPENDITURES		REVENUES-REALIZED		1982 PROPERTY TAX	
<b>GENERAL GOVERNMENT</b>		<b>STATE EQUALIZED TAX RATE</b>		<b>Local District School Taxes 1.15</b>	
Governing Body & Public Boards		1982 Property Taxes Collected	923,076.66	Regional & Consolidated School Tax	282,971.50
Municipal Clerk		1982 Payments in Lieu of Taxes		School Taxes in Municipal Budget	
Financial Administration	12,200.00	Delinquent Tax & Lien Collections	10,144.86	County Taxes 1.25 *	307,827.49
Assessment of Taxes	5,044.00	Business Personalty Replacement Taxes	223,316.52	County Library Taxes	
Collection of Taxes	5,965.16	Taxes from Public Utilities	52,059.00	Local Municipal Purpose Taxes 1.43	349,905.02
Planning, Housing & Development		Other Miscellaneous Tax Revenues		Veteran & Senior Citizen Taxes	18,200.00
Human Resources		State Aid Revenues	26,981.18	Total Taxes for Rate Computation 3.83	958,904.01
Elections	1,167.09	Federal Aid Revenues		Special District Taxes	
General Administration (other)	134,175.00	State and Local Fiscal Assistance Act Utilized	23,301.00	Bank Corp. Taxes	4,714.86
<b>JUDICIARY</b>		Sale of Acquired Property		Added and Omitted Taxes	
Municipal Courts	18,610.00	Other Miscellaneous Revenues	49,578.34	Total Taxes Levied - ABSTRACT	945,418.87
<b>PUBLIC SAFETY</b>		Total	1,348,497.56	Total Taxes Billed	941,483.32
Fire Protection	21,000.00	Prior Years Surplus Appropriated	50,000.00	1982 TAXES COLLECTED	923,076.66
Police Protection	245,506.48	REVENUES TOTAL	1,358,497.56	1982 Taxes Cancelled, Abated or Adjusted	
Civil Defense & Disaster Control		Reserve For Uncollected Taxes	19,106.07	Transfer to Tax Title Liens or Foreclosed	1,788.39
Environmental Inspection & Control	1,500.00	<b>CAPITAL OUTLAY TOTAL</b>	11,704.48	PRIOR OUTSTANDING Dec. 31, 1982	16,618.27
Other Public Safety				<b>PRIOR YEARS TAXES OUTSTANDING</b>	
<b>PUBLIC WORKS</b>				Balance January 1, 1982	10,440.35
Streets and Drainage	26,355.94	Public Enterprises		Collected in 1982	10,144.86
Sewers and Sewage Processing	95,664.00	Recreation—Culture		Cancelled, Abated or Adjusted 1982	295.49
Garbage and Trash Disposal	59,106.08	Public Works	11,704.48	Transfers to Tax Title Liens or Foreclosed	
Public Buildings and Grounds	23,924.00	Buildings and Grounds		Balance December 31, 1982	
Other Public Works	30,218.00	Library and Education		<b>TAX TITLE LIENS OUTSTANDING</b>	
<b>HEALTH and WELFARE</b>		Conservation		Balance January 1, 1982	13,350.46
Health Services Except Environmental	7,934.00	All Other		Transfer From Taxes	1,788.39
Welfare-Public Assistance	6,791.00	<b>CAPITAL DEBT AUTHORIZED, DECEMBER 31, 1982</b>		Redeemed in 1982	
Hospitals, Clinics, First Aid		<b>ISSUED AND UNISSUED GROSS DEBT NET DEBT</b>		Cancelled, Abated or Adjusted (1982)	
Animal, Insect, & Rodent Control		School		Transfers to Foreclosed Property	
Other Welfare Services		Self-liquidating		Balance December 31, 1982	15,138.85
<b>RECREATION and CONSERVATION</b>		Other	98,000	<b>PROPERTY ACQUIRED BY DEED OR FORECLOSURE</b>	
Beaches and Boardwalks		Total	98,000	Balance January 1, 1982	
Parks, Playgrounds, Shade Trees	9,105.00	<b>ISSUED AND OUTSTANDING</b>		Transfers From Taxes or Liens	
Land Reclamation & Conservation		School		Sale for Cash (1982)	
Other Recreational Services	9,487.50	Self-Liquidating		Cancelled, Abated or Adjusted (1982)	
<b>EDUCATION (excluding schools)</b>		Other	58,000.00	Balance December 31, 1982	
Libraries		Total	58,000.00	<b>CURRENT FINANCES DECEMBER 31, 1982</b>	
Other Educational Services		<b>EQUALIZED VALUATION BASIS</b>		<b>ASSETS</b>	
<b>STATUTORY EXPENDITURES</b>		<b>FOR NET DEBT COMPUTATION</b>	22,505,410	Cash Dec. 31, 1982	32,245.03
Pensions & F. I. C. A.	51,838.03	<b>REAL PROPERTY VALUATIONS</b>		Taxes Receivable	16,618.27
Employee Fringe Benefits	18,788.00	Code Class # of Parcels % VAL'N		Tax Title Liens	15,138.85
Other Statutory Expenditures	1,000.00	1 Vacant Land 8 1.09	177,025.00	Foreclosed Property	
<b>CETA And Other Public Employment Programs</b>		2 Residential 314 52.07	8,448,600.00	Emergencies & Other Deferred Charges	9,939.94
<b>MUNICIPAL FUNCTIONS TOTAL</b>	785,379.28	3 Farm		State and Federal Aid Receivable	
<b>CAPITAL IMPROVEMENTS *MEMO*</b>		4a Commercial 44 11.04	1,752,200.00	Other Receivables	39,592.91
<b>DEBT SERVICE</b>		4b Industrial 8 33.36	5,412,875.00	Total	113,535.00
Principal Payments	10,000.00	4c Apartments 8 2.44	355,900.00	<b>LIABILITIES, RESERVES, AND SURPLUS</b>	
Interest Payments	12,150.00	Total 382	16,226,600.00	Cash Liabilities	32,976.99
<b>DEFERRED CHARGES</b>	7,500.00	Land Area .10 Sq. Miles		Reserves for Receivables	71,350.03
<b>SCHOOL, COUNTY, SPECIAL DISTRICT TAXES</b>	590,798.99	Net Valuation Taxable-Municipal	16,413,471	Surplus Dec. 31, 1982	9,207.98
<b>RESERVE FOR UNCOLLECTED TAXES</b>	19,106.07	Net Valuation Taxable-County	28,265,457	Total	113,535.00
<b>EXPENDITURES TOTAL</b>	1,424,934.34	State Equalized Valuation	24,456,389		
		State Equalization Ratio	66.86		



Population 1980 **77,690**  
 Population 1982 **76,481**  
 S & P Rating  
 Moody Rating **8AA**

General Tax Rate Per \$100.  
**9.98**  
 State Equalized Tax Rate  
**7.66**

# **EAST ORANGE CITY - ESSEX COUNTY**

## **Form of Government:**

**City Charter Act (P.L. 1908 c. 250)**

**Number of Members on Governing Body - 9**

## **PER CAPITA:**

Gross Debt **567.73**  
 Net Debt **161.80**  
 Debt Service **49.61**  
 Total Tax Levy **507.35**  
 Municipal Expenditures **643.08**

## **PER CENT:**

Gross Debt **9.44**  
 Net Debt **2.69**  
 Tax Levy Collected **86.35**  
 Tax Levy Cancelled, Abated  
 or Adjusted **2.41**

EXPENDITURES		REVENUES-REALIZED		1982 PROPERTY TAX	
<b>GENERAL GOVERNMENT</b>				<b>STATE EQUALIZED TAX RATE</b> <span style="float:right">↓</span>	
Governing Body & Public Boards	323,157.59	1982 Property Taxes Collected	33,481,094.59	Local District School Taxes	1.33 6,700,000.00
Municipal Clerk	173,057.00	1982 Payments in Lieu of Taxes	950,866.77	Regional & Consolidated School Tax	
Financial Administration	309,267.00	Delinquent Tax & Lien Collections	2,185,449.70	School Taxes in Municipal Budget	.09 457,895.50
Assessment of Taxes	261,128.00	Business Personalty Replacement Taxes	1,418,776.76	County Taxes	1.01 5,097,938.71
Collection of Taxes	165,474.99	Taxes from Public Utilities	2,919,686.00	County Library Taxes	
Planning, Housing & Development	407,883.00	Other Miscellaneous Tax Revenues	167,704.00	Local Municipal Purpose Taxes	5.22 26,277,202.42
Human Resources	2,758,653.00	State Aid Revenues	8,210,491.15	Veteran & Senior Citizen Taxes	233,475.00
Elections	16,700.00	Federal Aid Revenues	461,758.00	Total Taxes for Rate Computation	7.65 38,766,511.63
General Administration (other)	3,068,035.49	State and Local Fiscal Assistance Act Utilized	1,036,417.00	Special District Taxes	
<b>JUDICIARY</b>		Sale of Acquired Property	682,181.76	Bank Corp. Taxes	63,561.49
Municipal Courts	759,784.00	Other Miscellaneous Revenues	4,487,762.58	Added and Omitted Taxes	205,930.39
<b>PUBLIC SAFETY</b>		Total	56,002,188.31	Total Taxes Levied - ABSTRACT	38,802,528.51
Fire Protection	4,887,171.82	Prior Years Surplus Appropriated		Total Taxes Billed	38,772,233.21
Police Protection	5,255,085.81	REVENUES TOTAL	56,002,188.31	1982 TAXES COLLECTED	33,481,094.59
Civil Defense & Disaster Control	1,517.00	Reserve For Uncollected Taxes	5,163,703.11	1982 Taxes Cancelled, Abated or Adjusted	933,870.37
Environmental Inspection & Control	265,310.00	CAPITAL OUTLAY TOTAL	2,884,680.19	Transfer to Tax Title Liens or Foreclosed	1,994,891.51
Other Public Safety	48,298.50			Balance Outstanding Dec. 31, 1982	2,362,376.74
<b>PUBLIC WORKS</b>				<b>PRIOR YEARS TAXES OUTSTANDING</b>	
Streets and Drainage	1,312,000.79	Public Enterprises	655,441.68	Balance January 1, 1982	2,501,049.53
Sewers and Sewage Processing	1,253,226.81	Recreation—Culture		Collected in 1982	1,637,769.66
Garbage and Trash Disposal	1,284,235.00	Public Works	25,980.21	Cancelled, Abated or Adjusted 1982	43,877.55
Public Buildings and Grounds	1,822,284.88	Buildings and Grounds	70,258.30	Transfers to Tax Title Liens or Foreclosed	774,238.61
Other Public Works		Library and Education	2,133,000.00	Balance December 31, 1982	45,163.71
<b>HEALTH and WELFARE</b>		Conservation		<b>TAX TITLE LIENS OUTSTANDING</b>	
Health Services Except Environmental	1,803,235.06	All Other		Balance January 1, 1982	3,010,226.36
Welfare-Public Assistance	758,373.00	CAPITAL DEBT AUTHORIZED, DECEMBER 31, 1982		Transfer From Taxes	2,586,264.41
Hospitals, Clinics, First Aid		ISSUED AND UNISSUED GROSS DEBT NET DEBT		Redeemed in 1982	547,680.04
Animal, Insect, & Rodent Control	46,721.94	School 27,175,713		Cancelled, Abated or Adjusted (1982)	39,061.56
Other Welfare Services	260,519.00	Self-liquidating 3,500,000		Transfers to Foreclosed Property	773,380.87
<b>RECREATION and CONSERVATION</b>		Other 12,745,112	12,374,610	Balance December 31, 1982	4,236,368.30
Beaches and Boardwalks		Total 43,420,825	12,374,610	<b>PROPERTY ACQUIRED BY DEED OR FORECLOSURE</b>	
Parks, Playgrounds, Shade Trees	775,936.68			Balance January 1, 1982	7,463,559.24
Land Reclamation & Conservation	15,000.00			Transfers From Taxes or Liens	1,100,079.89
Other Recreational Services	822,485.32			Sale for Cash (1982)	
<b>EDUCATION (excluding schools)</b>				Cancelled, Abated or Adjusted (1982)	1,663,300.00
Libraries	914,955.00			Balance December 31, 1982	6,840,339.13
Other Educational Services	840.00			<b>CURRENT FINANCES DECEMBER 31, 1982</b>	
<b>STATUTORY EXPENDITURES</b>				ASSETS	
Pensions & F. I. C. A.	4,250,342.06			Cash Dec. 31, 1982	12,082,120.37
Employee Fringe Benefits	1,050,000.00			Taxes Receivable	2,407,540.45
Other Statutory Expenditures	240,000.00			Tax Title Liens	4,236,368.30
CETA And Other Public Employment Programs	361,758.00			Foreclosed Property	6,840,339.13
<b>MUNICIPAL FUNCTIONS TOTAL</b>	35,712,436.74			Emergencies & Other Deferred Charges	932,803.87
<b>CAPITAL IMPROVEMENTS *MEMO*</b>	21,000.00			State and Federal Aid Receivable	335,152.09
<b>DEBT SERVICE</b>				Other Receivables	1,066,469.74
Principal Payments	1,921,000.00			Total	27,900,793.95
Interest Payments	1,873,485.61			<b>LIABILITIES, RESERVES, AND SURPLUS</b>	
<b>TYPE I SCHL DEBT *MEMO</b>	2,276,870.60			Cash Liabilities	13,358,971.88
<b>DEFERRED CHARGES</b>	4,512,469.71			Reserves for Receivables	13,813,895.88
<b>SCHOOL, COUNTY, SPECIAL DISTRICT TAXES</b>	12,255,834.21			Surplus Dec. 31, 1982	687,926.19
<b>RESERVE FOR UNCOLLECTED TAXES</b>	5,163,703.11			Total	27,900,793.95
<b>EXPENDITURES TOTAL</b>	61,438,929.38				

0212

Population 1980 7,849  
 Population 1982 7,815  
 S & P Rating  
 Moody Rating A

General Tax Rate Per \$100.

State Equalized Tax Rate 1.96  
 1.70

**EAST RUTHERFORD BORO. - BERGEN CO.****Form of Government:****Borough Council****Number of Members on Governing Body - 6**

PER CAPITA:

Gross Debt 706.80  
 Net Debt 575.93  
 Debt Service 68.30  
 Total Tax Levy 544.04  
 Municipal Expenditures 571.50

PER CENT:

Gross Debt 2.36  
 Net Debt 1.92  
 Tax Levy Collected 93.13  
 Tax Levy Cancelled, Abated  
 or Adjusted

EXPENDITURES		REVENUES-REALIZED		1982 PROPERTY TAX	
<b>GENERAL GOVERNMENT</b>				<b>STATE EQUALIZED TAX RATE</b>	
Governing Body & Public Boards	27,700.00	1982 Property Taxes Collected	3,963,295.72	Local District School Taxes .66	1,631,616.00
Municipal Clerk		1982 Payments in Lieu of Taxes	888,000.00	Regional & Consolidated School Tax .30	742,764.28
Financial Administration	36,130.00	Delinquent Tax & Lien Collections	148,625.95	School Taxes in Municipal Budget	
Assessment of Taxes	22,256.00	Business Personalty Replacement Taxes	406,957.44	County Taxes .38	953,860.71
Collection of Taxes	39,256.96	Taxes from Public Utilities	1,072,486.00	County Library Taxes	
Planning, Housing & Development	14,462.03	Other Miscellaneous Tax Revenues		Local Municipal Purpose Taxes .36	893,350.03
Human Resources		State Aid Revenues	58,886.27	Veteran & Senior Citizen Taxes	92,500.00
Elections	1,635.00	Federal Aid Revenues		Total Taxes for Rate Computation 1.70	4,314,091.02
General Administration (other)	406,750.59	State and Local Fiscal Assistance Act Utilized	77,868.00	Special District Taxes	
<b>JUDICIARY</b>		Sole of Acquired Property		Bank Corp. Taxes	258.13
Municipal Courts	45,634.00	Other Miscellaneous Revenues	533,908.47	Added and Omitted Taxes	29,850.47
<b>PUBLIC SAFETY</b>		Total	7,550,027.85	Total Taxes Levied - ABSTRACT	4,251,699.62
Fire Protection	153,407.00	Prior Years Surplus Appropriated	75,000.00	Total Taxes Billed	4,255,665.17
Police Protection	743,250.00	REVENUES TOTAL	7,625,027.85	1982 TAXES COLLECTED	3,963,295.72
Civil Defense & Disaster Control	400.00	Reserve For Uncollected Taxes	379,998.22	1982 Taxes Cancelled, Abated or Adjusted	
Environmental Inspection & Control	9,794.00	<b>CAPITAL OUTLAY TOTAL</b>	421,518.19	Transfer to Tax Title Liens or Foreclosed	
Other Public Safety				Balance Outstanding Dec. 31, 1982	252,369.45
<b>PUBLIC WORKS</b>		Public Enterprises		<b>PRIOR YEARS TAXES OUTSTANDING</b>	
Streets and Drainage	450,009.60	Recreation—Culture	336,780.80	Balance January 1, 1982	643,865.15
Sewers and Sewage Processing	583,464.09	Public Works	81,592.15	Collected in 1982	129,907.58
Gorbage and Trash Disposal	253,707.40	Buildings and Grounds	3,145.24	Cancelled, Abated or Adjusted 1982	
Public Buildings and Grounds	83,500.00	Library and Education		Transfers to Tax Title Liens or Foreclosed	
Other Public Works	17,648.00	Conservation		Balance December 31, 1982	513,957.57
<b>HEALTH and WELFARE</b>		All Other		<b>TAX TITLE LIENS OUTSTANDING</b>	
Health Services Except Environmental	22,500.00	<b>CAPITAL DEBT AUTHORIZED, DECEMBER 31, 1982</b>		Balance January 1, 1982	1,248,169.35
Welfare-Public Assistance	5,500.00	<b>ISSUED AND UNISSUED GROSS DEBT NET DEBT</b>		Transfer From Taxes	
Hospitals, Clinics, First Aid		School 878,028		Redeemed in 1982	18,718.37
Animal, Insect, & Rodent Control		Self-liquidating 4,645,648	4,500,930	Cancelled, Abated or Adjusted (1982)	
Other Welfare Services		Other 5,523,676	4,500,930	Transfers to Foreclosed Property	
<b>RECREATION and CONSERVATION</b>		Total		Balance December 31, 1982	1,229,450.98
Beaches and Boardwalks		<b>ISSUED AND OUTSTANDING</b>		<b>PROPERTY ACQUIRED BY DEED OR FORECLOSURE</b>	
Parks, Playgrounds, Shode Trees		School 878,028.10		Balance January 1, 1982	3,000.00
Land Reclamation & Conservation		Self-Liquidating 2,956,950.00		Transfers From Taxes or Liens	
Other Recreational Services	61,550.00	Other 3,834,978.10		Sale for Cash (1982)	
<b>EDUCATION (excluding schools)</b>		Total		Cancelled, Abated or Adjusted (1982)	
Libraries	76,850.00	<b>EQUALIZED VALUATION BASIS</b>		Balance December 31, 1982	3,000.00
Other Educational Services		<b>FOR NET DEBT COMPUTATION</b>	234,444.993	<b>CURRENT FINANCES DECEMBER 31, 1982</b>	
<b>STATUTORY EXPENDITURES</b>		<b>REAL PROPERTY VALUATIONS</b>		<b>ASSETS</b>	
Pensions & F. I. C. A.	234,598.85	Code Class # of Parcels % VAL'N		Cash Dec. 31, 1982	1,945,144.72
Employee Fringe Benefits	163,000.00	1 Vacant Land 159 12.00	25,234,900.00	Taxes Receivable	806,327.02
Other Statutory Expenditures	25,000.00	2 Residential 1493 25.80	54,240,900.00	Tax Title Liens	1,229,450.98
<b>CETA And Other Public Employment Programs</b>		3 Farm		Foreclosed Property	3,000.00
<b>MUNICIPAL FUNCTIONS TOTAL</b>	3,518,003.52	4a Commercial 178 10.82	22,754,900.00	Emergencies & Other Deferred Charges	26,444.58
<b>CAPITAL IMPROVEMENTS *MEMO*</b>	10,000.00	4b Industrial 121 46.40	97,538,100.00	State and Federal Aid Receivable	11,946.21
<b>DEBT SERVICE</b>		4c Apartments 27 4.97	10,452,200.00	Other Receivables	758,020.72
Principal Payments	256,200.00	Total 1978	210,221,000.00	Total	4,820,334.23
Interest Payments	237,557.01	Land Area 3.70 Sq. Miles		<b>LIABILITIES, RESERVES, AND SURPLUS</b>	
<b>DEFERRED CHARGES</b>	34,538.28	Net Valuation Taxable-Municipal	215,602,791	Cash Liabilities	1,903,304.73
<b>SCHOOL, COUNTY, SPECIAL DISTRICT TAXES</b>	3,328,240.99	Net Valuation Taxable-County	261,499,111	Reserves for Receivables	2,836,798.72
<b>RESERVE FOR UNCOLLECTED TAXES</b>	379,998.22	State Equalized Valuation	248,042,009	Surplus Dec. 31, 1982	80,230.78
<b>EXPENDITURES TOTAL</b>	7,794,538.02	State Equalization Ratio	86.64	Total	4,820,334.23



Population 1980 **21,041**  
 Population 1982 **21,402**  
 S & P Rating  
 Moody Rating **A**

General Tax Rate Per \$100.

**4.93**

State Equalized Tax Rate

**3.01****EAST WINDSOR TOWNSHIP - MERCER CO.****Form of Government:****Council-Manager Plan E (OMCL 50)****Number of Members on Governing Body - 7****PER CAPITA**

Gross Debt **1,029.19**  
 Net Debt **319.22**  
 Debt Service **40.48**  
 Total Tax Levy **641.63**  
 Municipal Expenditures **273.00**

**PER CENT.**

Gross Debt **5.37**  
 Net Debt **1.66**  
 Tax Levy Collected **97.11**  
 Tax Levy Cancelled, Abated or Adjusted **.51**

EXPENDITURES		REVENUES-REALIZED		1982 PROPERTY TAX	
<b>GENERAL GOVERNMENT</b>				STATE EQUALIZED TAX RATE $\rightarrow$	
Governing Body & Public Boards	65,653.00	1982 Property Taxes Collected	13,339,890.68	Local District School Taxes	
Municipal Clerk	70,386.00	1982 Payments in Lieu of Taxes		Regional & Consolidated School Tax	1.62
Financial Administration	148,855.00	Delinquent Tax & Lien Collections	359,502.17	School Taxes in Municipal Budget	
Assessment of Taxes	42,369.00	Business Personalty Replacement Taxes	283,939.52	County Taxes	.80
Collection of Taxes		Taxes from Public Utilities	943,822.00	County Library Taxes	.04
Planning, Housing & Development	35,747.00	Other Miscellaneous Tax Revenues		Local Municipal Purpose Taxes	.55
Human Resources		State Aid Revenues	253,015.15	Veteran & Senior Citizen Taxes	
Elections	4,325.00	Federal Aid Revenues		Total Taxes for Rate Computation	3.01
General Administration (other)	663,828.66	State and Local Fiscal Assistance Act Utilized	179,461.08	Special District Taxes	
<b>JUDICIARY</b>		Sale of Acquired Property	62,475.00	Bank Corp. Taxes	7,885.97
Municipal Courts	50,482.00	Other Miscellaneous Revenues	1,158,589.52	Added and Omitted Taxes	109,035.41
<b>PUBLIC SAFETY</b>		Total	16,580,695.12	Total Taxes Levied - ABSTRACT	13,732,254.34
Fire Protection	80,168.00	Prior Years Surplus Appropriated	860,000.00	Total Taxes Billed	13,737,578.80
Police Protection	1,445,286.00	REVENUES	17,440,695.12	1982 TAXES COLLECTED	13,339,890.68
Civil Defense & Disaster Control	50.00	Reserve For Uncollected Taxes	750,864.92	1982 Taxes Cancelled, Abated or Adjusted	69,355.90
Environmental Inspection & Control	115,021.00	CAPITAL OUTLAY	1,502,351.69	Transfer to Tax Title Liens or Foreclosed	1,594.51
Other Public Safety		Total		Balance Outstanding Dec. 31, 1982	326,697.71
<b>PUBLIC WORKS</b>		Public Enterprises		<b>PRIOR YEARS TAXES OUTSTANDING</b>	
Streets and Drainage	314,893.00	Recreation—Culture	2,404.71	Balance January 1, 1982	483,151.47
Sewers and Sewage Processing		Public Works	220,587.76	Collected in 1982	359,502.17
Garbage and Trash Disposal		Buildings and Grounds	1,279,359.22	Cancelled, Abated or Adjusted 1982	61,417.32
Public Buildings and Grounds	237,929.00	Library and Education		Transfers to Tax Title Liens or Foreclosed	
Other Public Works	156,036.08	Conservation		Balance December 31, 1982	62,231.98
<b>HEALTH and WELFARE</b>		All Other		<b>TAX TITLE LIENS OUTSTANDING</b>	
Health Services Except Environmental	142,538.00	CAPITAL DEBT AUTHORIZED, DECEMBER 31, 1982		Balance January 1, 1982	13,224.38
Welfare-Public Assistance	11,946.00	ISSUED AND UNISSUED		Transfer From Taxes	1,594.51
Hospitals, Clinics, First Aid		GROSS DEBT		Redeemed in 1982	
Animal, Insect, & Rodent Control	15,510.00	School	10,938,732	Cancelled, Abated or Adjusted (1982)	
Other Welfare Services		Self-liquidating		Transfers to Foreclosed Property	
<b>RECREATION and CONSERVATION</b>		Other	11,087,992	Balance December 31, 1982	14,818.89
Beaches and Boardwalks		Total	22,026,724	<b>PROPERTY ACQUIRED BY DEED OR FORECLOSURE</b>	
Parks, Playgrounds, Shade Trees	27,560.00	ISSUED AND OUTSTANDING		Balance January 1, 1982	71,200.00
Land Reclamation & Conservation	800.00	School	10,938,732.11	Transfers From Taxes or Liens	
Other Recreational Services	86,072.00	Self-Liquidating		Sale for Cash (1982)	
<b>EDUCATION (excluding schools)</b>		Other	11,043,000.00	Cancelled, Abated or Adjusted (1982)	
Libraries	4,400.00	Total	21,981,732.11	Balance December 31, 1982	71,200.00
Other Educational Services		<b>EQUALIZED VALUATION BASIS</b>		<b>CURRENT FINANCES DECEMBER 31, 1982</b>	
<b>STATUTORY EXPENDITURES</b>		FOR NET DEBT COMPUTATION	410,333,689	<b>ASSETS</b>	
Pensions & F. I. C. A.	346,269.00	<b>REAL PROPERTY VALUATIONS</b>		Cash Dec. 31, 1982	3,782,436.36
Employee Fringe Benefits		Code Class # of Parcels % VAL'N	ASSESSED VALUATION	Taxes Receivable	388,929.69
Other Statutory Expenditures	18,700.00	1 Vacant Land 280 2.00	5,408,300.00	Tax Title Liens	14,818.89
<b>CETA And Other Public Employment Programs</b>		2 Residential 4330 57.61	155,523,570.00	Foreclosed Property	71,200.00
<b>MUNICIPAL FUNCTIONS</b>		3 Farm 262 1.57	4,222,600.00	Emergencies & Other Deferred Charges	54,820.00
<b>CAPITAL IMPROVEMENTS</b>	<b>*MEMO*</b>	4a Commercial 137 19.42	52,436,900.00	State and Federal Aid Receivable	10,088.98
<b>DEBT SERVICE</b>		4b Industrial 12 6.72	18,133,158.00	Other Receivables	80,660.59
Principal Payments	201,000.00	4c Apartments 19 12.68	34,238,200.00	Total	4,402,954.51
Interest Payments	665,346.05	Total	269,962,728.00	<b>LIABILITIES, RESERVES, AND SURPLUS</b>	
<b>DEFERRED CHARGES</b>		Land Area 15.60 Sq. Miles		Cash Liabilities	1,405,876.95
<b>SCHOOL, COUNTY, SPECIAL DISTRICT TAXES</b>		Net Valuation Taxable-Municipal	272,565,670	Reserves for Receivables	555,609.17
<b>RESERVE FOR UNCOLLECTED TAXES</b>		Net Valuation Taxable-County	430,074,958	Surplus Dec. 31, 1982	2,441,468.39
<b>EXPENDITURES</b>		State Equalized Valuation	444,440,495	Total	4,402,954.51
<b>TOTAL</b>	<b>16,986,825.67</b>	State Equalization Ratio	61.10		



0311

Population 1980 **3,814**  
 Population 1982 **3,825**  
 S & P Rating  
 Moody Rating

General Tax Rate Per \$100.

State Equalized Tax Rate **3.89**  
**2.69**

**EASTAMPTON TWP. BURLINGTON COUNTY****Form of Government:****Council-Manager Plan E (OMCL 50)****Number of Members on Governing Body - 3****PER CAPITA:**

Gross Debt **487.33**  
 Net Debt **56.36**  
 Debt Service **1.41**  
 Total Tax Levy **452.11**  
 Municipal Expenditures **225.79**

**PER CENT:**

Gross Debt **3.41**  
 Net Debt **.39**  
 Tax Levy Collected **94.78**  
 Tax Levy Cancelled, Abated or Adjusted **.20**

EXPENDITURES		REVENUES-REALIZED		1982 PROPERTY TAX	
<b>GENERAL GOVERNMENT</b>				<b>STATE EQUALIZED TAX RATE</b>	
Governing Body & Public Boards		1982 Property Taxes Collected	<b>1,638,105.38</b>	Local District School Taxes <b>1.17</b>	<b>714,832.00</b>
Municipal Clerk		1982 Payments in Lieu of Taxes		Regional & Consolidated School Tax <b>.67</b>	<b>412,135.74</b>
Financial Administration	<b>21,400.00</b>	Delinquent Tax & Lien Collections	<b>79,708.34</b>	School Taxes in Municipal Budget	
Assessment of Taxes	<b>25,220.00</b>	Business Personalty Replacement Taxes	<b>17,258.68</b>	County Taxes	<b>.55 338,711.39</b>
Collection of Taxes	<b>15,640.00</b>	Taxes from Public Utilities	<b>248,817.00</b>	County Library Taxes	<b>.03 18,624.81</b>
Planning, Housing & Development	<b>16,450.00</b>	Other Miscellaneous Tax Revenues		Local Municipal Purpose Taxes	<b>.26 161,500.00</b>
Human Resources		State Aid Revenues	<b>30,251.37</b>	Veteran & Senior Citizen Taxes	<b>22,575.00</b>
Elections	<b>1,000.00</b>	Federal Aid Revenues		Total Taxes for Rate Computation <b>2.68</b>	<b>1,668,378.94</b>
General Administration (other)	<b>141,058.00</b>	State and Local Fiscal Assistance Act Utilized	<b>38,721.00</b>	Special District Taxes	<b>75,179.00</b>
<b>JUDICIARY</b>		Sale of Acquired Property		Bank Corp. Taxes	<b>2,458.92</b>
Municipal Courts	<b>23,087.00</b>	Other Miscellaneous Revenues	<b>194,740.01</b>	Added and Omitted Taxes	<b>5,886.36</b>
<b>PUBLIC SAFETY</b>		Total	<b>2,247,601.78</b>	Total Taxes Levied - ABSTRACT	<b>1,729,328.22</b>
Fire Protection		Prior Years Surplus Appropriated	<b>145,000.00</b>	Total Taxes Billed	<b>1,728,319.24</b>
Police Protection	<b>276,183.00</b>	REVENUES TOTAL	<b>2,352,601.78</b>	1982 TAXES COLLECTED	<b>1,638,105.38</b>
Civil Defense & Disaster Control	<b>1,200.00</b>	Reserve For Uncollected Taxes	<b>114,517.17</b>	1982 Taxes Cancelled, Abated or Adjusted	<b>3,375.75</b>
Environmental Inspection & Control	<b>6,645.00</b>			Transfer to Tax Title Liens or Foreclosed	<b>7,548.00</b>
Other Public Safety		CAPITAL OUTLAY TOTAL	<b>555.00</b>	Balance Outstanding Dec. 31, 1982	<b>79,290.11</b>
<b>PUBLIC WORKS</b>				<b>PRIOR YEARS TAXES OUTSTANDING</b>	
Streets and Drainage	<b>28,650.00</b>	Public Enterprises		Balance January 1, 1982	<b>77,003.92</b>
Sewers and Sewage Processing		Recreation—Culture		Collected in 1982	<b>76,464.31</b>
Garbage and Trash Disposal	<b>53,500.00</b>	Public Works	<b>555.00</b>	Cancelled, Abated or Adjusted 1982	<b>533.56</b>
Public Buildings and Grounds	<b>31,555.00</b>	Buildings and Grounds		Transfers to Tax Title Liens or Foreclosed	
Other Public Works	<b>37,481.75</b>	Library and Education		Balance December 31, 1982	<b>6.05</b>
<b>HEALTH and WELFARE</b>		Conservation		<b>TAX TITLE LIENS OUTSTANDING</b>	
Health Services Except Environmental	<b>650.00</b>	All Other		Balance January 1, 1982	<b>19,852.88</b>
Welfare-Public Assistance	<b>7,350.00</b>			Transfer From Taxes	<b>7,548.00</b>
Hospitals, Clinics, First Aid		CAPITAL DEBT AUTHORIZED, DECEMBER 31, 1982		Redeemed in 1982	<b>3,244.03</b>
Animal, Insect, & Rodent Control	<b>700.00</b>	ISSUED AND UNISSUED GROSS DEBT NET DEBT		Cancelled, Abated or Adjusted (1982)	
Other Welfare Services	<b>50.00</b>	School <b>1,657,553</b> <b>9,100</b>		Transfers to Foreclosed Property	
<b>RECREATION and CONSERVATION</b>		Self-liquidating		Balance December 31, 1982	<b>24,156.85</b>
Beaches and Boardwalks		Other <b>206,479</b> <b>206,479</b>		<b>PROPERTY ACQUIRED BY DEED OR FORECLOSURE</b>	
Parks, Playgrounds, Shade Trees	<b>8,140.00</b>	Total <b>1,864,032</b> <b>215,579</b>		Balance January 1, 1982	
Land Reclamation & Conservation	<b>535.00</b>			Transfers From Taxes or Liens	
Other Recreational Services		ISSUED AND OUTSTANDING		Sale for Cash (1982)	
<b>EDUCATION (excluding schools)</b>		School <b>1,657,553.62</b>		Cancelled, Abated or Adjusted (1982)	
Libraries		Self-Liquidating		Balance December 31, 1982	
Other Educational Services		Other <b>16,200.00</b>		<b>CURRENT FINANCES DECEMBER 31, 1982</b>	
<b>STATUTORY EXPENDITURES</b>		Total <b>1,673,753.62</b>		<b>ASSETS</b>	
Pensions & F. I. C. A.	<b>31,350.00</b>	EQUALIZED VALUATION BASIS FOR NET DEBT COMPUTATION	<b>54,629,969</b>	Cash Dec. 31, 1982	<b>827,404.11</b>
Employee Fringe Benefits		REAL PROPERTY VALUATIONS		Taxes Receivable	<b>79,296.16</b>
Other Statutory Expenditures	<b>3,500.00</b>	Code Class # of Parcels % VAL'N ASSESSED VALUATION		Tax Title Liens	<b>24,156.85</b>
<b>CETA And Other Public Employment Programs</b>		1 Vacant Land 108 4.00 1,676,890.00		Foreclosed Property	
<b>MUNICIPAL FUNCTIONS</b>		2 Residential 813 68.39 28,639,100.00		Emergencies & Other Deferred Charges	<b>21,000.00</b>
<b>CAPITAL IMPROVEMENTS</b>	<b>*MEMO* 100.00</b>	3 Farm 60 2.98 1,246,000.00		State and Federal Aid Receivable	<b>2,074.26</b>
<b>DEBT SERVICE</b>		4a Commercial 28 10.06 4,214,950.00		Other Receivables	<b>10,833.15</b>
Principal Payments	<b>5,400.00</b>	4b Industrial 2 .30 126,150.00		Total	<b>964,764.53</b>
Interest Payments		4c Apartments 6 14.27 5,575,900.00		<b>LIABILITIES, RESERVES, AND SURPLUS</b>	
		Total 1017 41,878,990.00		Cash Liabilities	<b>633,526.44</b>
<b>DEFERRED CHARGES</b>	<b>12,386.04</b>	Land Area 5.63 Sq. Miles		Reserves for Receivables	<b>114,286.16</b>
<b>SCHOOL, COUNTY, SPECIAL DISTRICT TAXES</b>	<b>1,559,482.94</b>	Net Valuation Taxable-Municipal	<b>42,327,108</b>	Surplus Dec. 31, 1982	<b>216,951.93</b>
<b>RESERVE FOR UNCOLLECTED TAXES</b>	<b>114,517.17</b>	Net Valuation Taxable-County	<b>56,028,627</b>	Total	<b>964,764.53</b>
<b>EXPENDITURES</b>		State Equalized Valuation	<b>60,993,314</b>		
<b>TOTAL</b>	<b>2,423,130.90</b>	State Equalization Ratio	<b>69.17</b>		

Population 1980 12,703  
 Population 1982 13,184  
 S & P Rating  
 Moody Rating A1

General Tax Rate Per \$100.

3.04

State Equalized Tax Rate

2.88

## EATONTOWN BOROUGH - MONMOUTH CO.

## Form of Government:

## Borough Council

## Number of Members on Governing Body - 6

## PER CAPITA:

Gross Debt 528.43  
 Net Debt 483.47  
 Debt Service 58.81  
 Total Tax Levy 564.30  
 Municipal Expenditures 380.88

## PER CENT:

Gross Debt 2.86  
 Net Debt 2.61  
 Tax Levy Collected 97.43  
 Tax Levy Cancelled, Abated or Adjusted .34

EXPENDITURES		REVENUES REALIZED		1982 PROPERTY TAX	
GENERAL GOVERNMENT		1982 Property Taxes Collected		STATE EQUALIZED TAX RATE	
Governing Body & Public Boards			7,231,659.48	Local District School Taxes	.97
Municipal Clerk		1982 Payments in Lieu of Taxes		Regional & Consolidated School Tax	.62
Financial Administration	53,842.55	Delinquent Tax & Lien Collections	188,954.13	School Taxes in Municipal Budget	
Assessment of Taxes	43,778.05	Business Personalty Replacement Taxes	250,471.68	County Taxes	.42
Collection of Taxes	27,010.00	Taxes from Public Utilities	663,935.00	County Library Taxes	.02
Planning, Housing & Development	49,097.21	Other Miscellaneous Tax Revenues		Local Municipal Purpose Taxes	.86
Human Resources		State Aid Revenues	149,364.91	Veteran & Senior Citizen Taxes	
Elections	2,188.55	Federal Aid Revenues		Total Taxes for Rate Computation	2.89
General Administration (other)	463,415.41	State and Local Fiscal Assistance Act Utilized	175,118.54	Special District Taxes	
JUDICIARY		Sole of Acquired Property		Bank Corp. Taxes	17,126.87
Municipal Courts	59,409.79	Other Miscellaneous Revenues	1,102,895.91	Added and Omitted Taxes	19,553.01
PUBLIC SAFETY		Total	9,762,399.65	Total Taxes Levied - ABSTRACT	7,439,789.36
Fire Protection	71,555.00	Prior Years Surplus Appropriated	725,000.00	Total Taxes Billed	7,422,662.49
Police Protection	1,074,348.00	REVENUES	10,487,399.65	1982 TAXES COLLECTED	7,231,659.48
Civil Defense & Disaster Control	2,275.00	Reserve For Uncollected Taxes	588,059.00	1982 Taxes Cancelled, Abated or Adjusted	25,584.79
Environmental Inspection & Control	71,456.97	CAPITAL OUTLAY	501,210.14	Transfer to Tax Title Liens or Foreclosed	12,977.10
Other Public Safety		Total		Balance Outstanding Dec. 31, 1982	152,441.12
PUBLIC WORKS		Public Enterprises		PRIOR YEARS TAXES OUTSTANDING	
Streets and Drainage	523,304.06	Recreation—Culture	2,350.65	Balance January 1, 1982	180,647.10
Sewers and Sewage Processing	23,267.40	Public Works	431,546.44	Collected in 1982	179,190.31
Garbage and Trash Disposal	33,000.00	Buildings and Grounds	67,313.05	Cancelled, Abated or Adjusted 1982	
Public Buildings and Grounds	179,773.65	Library and Education		Transfers to Tax Title Liens or Foreclosed	1,456.79
Other Public Works	83,000.00	Conservation		Balance December 31, 1982	
HEALTH and WELFARE		All Other		TAX TITLE LIENS OUTSTANDING	
Health Services Except Environmental	53,132.00	CAPITAL DEBT AUTHORIZED, DECEMBER 31, 1982		Balance January 1, 1982	92,039.51
Welfare—Public Assistance	14,480.00	ISSUED AND UNISSUED		Transfer From Taxes	14,612.15
Hospitals, Clinics, First Aid		SCHOOL	592,788	Redeemed in 1982	9,763.82
Animal, Insect, & Rodent Control		Self-liquidating		Cancelled, Abated or Adjusted (1982)	1,989.16
Other Welfare Services		Other	6,374,029	Transfers to Foreclosed Property	77,203.99
RECREATION and CONSERVATION		Total	6,966,817	Balance December 31, 1982	17,654.69
Beaches and Boardwalks		ISSUED AND OUTSTANDING		PROPERTY ACQUIRED BY DEED OR FORECLOSURE	
Parks, Playgrounds, Shade Trees	273,171.00	School	592,788.14	Balance January 1, 1982	383,106.01
Land Reclamation & Conservation		Self-liquidating		Transfers From Taxes or Liens	77,203.99
Other Recreational Services	12,052.92	Other	5,003,933.28	Sole for Cash (1982)	
EDUCATION (excluding schools)		Total	5,596,721.42	Cancelled Abated or Adjusted (1982)	
Libraries	21,685.00	EQUALIZED VALUATION BASIS		Balance December 31, 1982	465,310.00
Other Educational Services		FOR NET DEBT COMPUTATION	243,894,006	CURRENT FINANCES DECEMBER 31, 1982	
STATUTORY EXPENDITURES		REAL PROPERTY VALUATIONS		ASSETS	
Pensions & F. I. C. A.	274,005.65	Code Class # of Parcels % VAL'N		Cash Dec. 31, 1982	1,603,867.37
Employee Fringe Benefits	151,273.87	1 Vacant Land 254 5.33	12,651,300.00	Taxes Receivable	152,441.12
Other Statutory Expenditures	5,500.00	2 Residential 1665 26.51	62,979,500.00	Tax Title Liens	17,694.69
CETA And Other Public Employment Programs		3 Farm 4 .03	81,700.00	Foreclosed Property	465,310.00
MUNICIPAL FUNCTIONS	3,606,022.48	4a Commercial 152 46.10	109,521,200.00	Emergencies & Other Deferred Charges	24,000.00
CAPITAL IMPROVEMENTS	*MEMO* 65,000.00	4b Industrial 36 8.00	19,000,000.00	State and Federal Aid Receivable	61,778.39
DEBT SERVICE		4c Apartments 19 14.04	33,348,900.00	Other Receivables	134,444.21
Principal Payments	430,000.00	Total	237,582,600.00	Total	2,459,535.78
Interest Payments	345,325.17	Land Area 5.80 Sq. Miles		LIABILITIES, RESERVES, AND SURPLUS	
DEFERRED CHARGES	52,160.17	Net Valuation Taxable-Municipal	243,262,146	Cash Liabilities	545,624.19
SCHOOL, COUNTY, SPECIAL DISTRICT TAXES	5,185,859.48	Net Valuation Taxable-County	260,911,134	Reserves for Receivables	769,990.02
RESERVE FOR UNCOLLECTED TAXES	588,059.00	State Equalized Valuation	256,850,656	Surplus Dec. 31, 1982	1,143,921.57
EXPENDITURES		State Equalization Ratio	94.59	Total	2,459,535.78
TOTAL	10,207,426.30				



0213

Population 1980 4,628  
 Population 1982 4,656  
 S & P Rating  
 Moody Rating BAA1

General Tax Rate Per \$100.

4.04  
 State Equalized Tax Rate  
 2.47

## EDGEWATER BOROUGH - BERGEN COUNTY

## Form of Government:

## Borough Council

## Number of Members on Governing Body - 6

## PER CAPITA:

Gross Debt 272.77  
 Net Debt 272.77  
 Debt Service 23.47  
 Total Tax Levy 1,033.61  
 Municipal Expenditures 1,007.32

## PER CENT:

Gross Debt .74  
 Net Debt .74  
 Tax Levy Collected 90.63  
 Tax Levy Cancelled, Abated or Adjusted 1.15

EXPENDITURES		REVENUES-PEALIZED		1982 PROPERTY TAX	
GENERAL GOVERNMENT				STATE EQUALIZED TAX RATE →	
Governing Body & Public Boards	15,000.00	1982 Property Taxes Collected	4,363,207.60	Local District School Taxes .82	1,584,467.16
Municipal Clerk		1982 Payments in Lieu of Taxes		Regional & Consolidated School Tax	
Financial Administration	21,576.95	Delinquent Tax & Lien Collections	485,592.39	School Taxes in Municipal Budget	
Assessment of Taxes	26,988.92	Business Personalty Replacement Taxes	767,547.00	County Taxes .37	718,356.10
Collection of Taxes	16,351.35	Taxes from Public Utilities	247,437.00	County Library Taxes	
Planning, Housing & Development	23,500.00	Other Miscellaneous Tax Revenues		Local Municipal Purpose Taxes 1.27	2,459,415.36
Human Resources		State Aid Revenues	66,202.57	Veteran & Senior Citizen Taxes	27,725.00
Elections	1,404.59	Federal Aid Revenues		Total Taxes for Rate Computation 2.46	4,789,963.62
General Administration (other)	335,541.90	State and Local Fiscal Assistance Act Utilized	68,273.67	Special District Taxes	
JUDICIARY		Sole of Acquired Property		Bank Corp. Taxes	6,968.99
Municipal Courts	34,137.50	Other Miscellaneous Revenues	585,558.54	Added and Omitted Taxes	43,259.00
PUBLIC SAFETY		Total	6,583,818.77	Total Taxes Levied - ABSTRACT	4,812,466.61
Fire Protection	593,197.84	Prior Years Surplus Appropriated		Total Taxes Billed	4,814,366.94
Police Protection	659,866.67	REVENUES TOTAL	6,583,818.77	1982 TAXES COLLECTED	4,363,207.60
Civil Defense & Disaster Control	240.00	Reserve For Uncollected Taxes	815,000.00	1982 Taxes Cancelled, Abated or Adjusted	55,212.88
Environmental Inspection & Control	39,248.20	CAPITAL OUTLAY TOTAL	931,887.51	Transfer to Tax Title Liens or Foreclosed	86,847.88
Other Public Safety				Balance Outstanding Dec. 31, 1982	309,098.58
PUBLIC WORKS				PRIOR YEARS TAXES OUTSTANDING	
Streets and Drainage	332,677.80	Public Enterprises		Balance January 1, 1982	481,230.29
Sewers and Sewage Processing	310,199.19	Recreation—Culture	2,846.75	Collected in 1982	342,412.27
Gorboge and Trash Disposal	173,406.80	Public Works	827,793.51	Cancelled, Abated or Adjusted 1982	250.00
Public Buildings and Grounds	70,500.00	Buildings and Grounds	101,247.25	Transfers to Tax Title Liens or Foreclosed	48,672.89
Other Public Works		Library and Education		Balance December 31, 1982	89,895.13
HEALTH and WELFARE		Conservation		TAX TITLE LIENS OUTSTANDING	
Health Services Except Environmental	12,150.00	All Other		Balance January 1, 1982	339,367.66
Welfare-Public Assistance	13,800.00	CAPITAL DEBT AUTHORIZED, DECEMBER 31, 1982		Transfer From Taxes	145,576.53
Hospitals, Clinics, First Aid		ISSUED AND UNISSUED		Redeemed in 1982	143,180.12
Animal, Insect, & Rodent Control	3,205.71	School		Cancelled, Abated or Adjusted (1982)	
Other Welfare Services	21,572.80	Self-Liquidating	1,270,000	Transfers to Foreclosed Property	
RECREATION and CONSERVATION		Other	1,270,000	Balance December 31, 1982	341,764.07
Beaches and Boardwalks		Total	1,270,000	PROPERTY ACQUIRED BY DEED OR FORECLOSURE	
Parks, Playgrounds, Shade Trees	3,973.68	ISSUED AND OUTSTANDING		Balance January 1, 1982	382,175.00
Land Reclamation & Conservation		School		Transfers From Taxes or Liens	
Other Recreational Services	51,410.80	Self-Liquidating		Sole for Cosh (1982)	
EDUCATION (excluding schools)		Other	1,161,000.00	Cancelled, Abated or Adjusted (1982)	
Libraries	61,500.00	Total	1,161,000.00	Balance December 31, 1982	382,175.00
Other Educational Services		EQUALIZED VALUATION BASIS		CURRENT FINANCES DECEMBER 31, 1982	
STATUTORY EXPENDITURES		FOR NET DEBT COMPUTATION	172,499,517	ASSETS	
Pensions & F. I. C. A.	489,104.59	REAL PROPERTY VALUATIONS		Cosh Dec. 31, 1982	776,814.07
Employee Fringe Benefits	104,903.63	Code Class # of Parcels % VAL'N		Taxes Receivable	398,993.71
Other Statutory Expenditures	12,804.18	1 Vacant Land 104 3.34	3,925,000.00	Tax Title Liens	341,764.07
CETA And Other Public Employment Programs		2 Residential 898 35.79	42,054,874.00	Foreclosed Property	382,175.00
MUNICIPAL FUNCTIONS TOTAL	3,468,263.10	3 Farm		Emergencies & Other Deferred Charges	188,056.29
CAPITAL IMPROVEMENTS *MEMC*	73,500.00	4a Commercial 66 8.87	10,436,881.00	State and Federal Aid Receivable	6,385.00
DEBT SERVICE		4b Industrial 41 37.97	44,663,300.00	Other Receivables	76,135.69
Principal Payments	74,300.00	4c Apartments 46 14.03	16,495,818.00	Total	2,170,323.83
Interest Payments	34,962.59	Total 1155	117,615,873.00	LIABILITIES, RESERVES, AND SURPLUS	
DEFERRED CHARGES	297,568.68	Land Area .70 Sq. Miles		Cosh Liabilities	433,725.95
SCHOOL, COUNTY, SPECIAL DISTRICT TAXES	2,302,823.26	Net Valuation Taxable-Municipal	118,096,731	Reserves for Receivables	1,199,066.47
RESERVE FOR UNCOLLECTED TAXES	815,000.00	Net Valuation Taxable-County	203,533,703	Surplus Dec. 31, 1982	537,529.41
EXPENDITURES TOTAL	6,552,917.63	State Equalized Valuation	193,184,836	Total	2,170,323.83
		State Equalization Ratio	61.20		



Population 1980 9,273  
 Population 1982 9,308  
 S & P Rating  
 Moody Rating A

General Tax Rate Per \$100. 3.40  
 State Equalized Tax Rate 2.44

## EDGEWATER PARK TWP. - BURLINGTON CO.

## Form of Government:

## Township Committee

## Number of Members on Governing Body - 5

## PER CAPITA:

Gross Debt 352.17  
 Net Debt 226.47  
 Debt Service 35.93  
 Total Tax Levy 368.89  
 Municipal Expenditures 178.80

## PER CENT:

Gross Debt 2.61  
 Net Debt 1.68  
 Tax Levy Collected 95.07  
 Tax Levy Cancelled, Abated or Adjusted 2.05

EXPENDITURES		REVENUES-REALIZED		1982 PROPERTY TAX	
GENERAL GOVERNMENT		1982 Property Taxes Collected		STATE EQUALIZED TAX RATE	
Governing Body & Public Boards		1982 Payments in Lieu of Taxes		Local District School Taxes 1.40	
Municipal Clerk		Delinquent Tax & Lien Collections		Regional & Consolidated School Tax	
Financial Administration		Business Personalty Replacement Taxes		School Taxes in Municipal Budget	
Assessment of Taxes		Taxes from Public Utilities		County Taxes .58	
Collection of Taxes		Other Miscellaneous Tax Revenues		County Library Taxes .03	
Planning, Housing & Development		State Aid Revenues		Local Municipal Purpose Taxes .43	
Human Resources		Federal Aid Revenues		Veteran & Senior Citizen Taxes	
Elections		State and Local Fiscal Assistance Act Utilized		Total Taxes for Rate Computation 2.44	
General Administration (other)		Sole of Acquired Property		Special District Taxes	
JUDICIARY		Other Miscellaneous Revenues		Bank Corp Taxes	
Municipal Courts		Total		Added and Omitted Taxes	
PUBLIC SAFETY		Prior Years Surplus Appropriated		Total Taxes Levied - ABSTRACT	
Fire Protection		REVENUES TOTAL		Total Taxes Billed	
Police Protection		Reserve For Uncollected Taxes		1982 TAXES COLLECTED	
Civil Defense & Disaster Control		CAPITAL OUTLAY TOTAL		1982 Taxes Cancelled, Abated or Adjusted	
Environmental Inspection & Control		Public Enterprises		Transfer to Tax Title Liens or Foreclosed	
Other Public Safety		Recreation—Culture		Balance Outstanding Dec. 31, 1982	
PUBLIC WORKS		Public Works		PRIOR YEARS TAXES OUTSTANDING	
Streets and Drainage		Buildings and Grounds		Balance January 1, 1982	
Sewers and Sewage Processing		Library and Education		Collected in 1982	
Garbage and Trash Disposal		Conservation		Cancelled, Abated or Adjusted 1982	
Public Buildings and Grounds		All Other		Transfers to Tax Title Liens or Foreclosed	
Other Public Works		CAPITAL DEBT AUTHORIZED, DECEMBER 31, 1982		Balance December 31, 1982	
HEALTH and WELFARE		ISSUED AND UNISSUED GROSS DEBT NET DEBT		TAX TITLE LIENS OUTSTANDING	
Health Services Except Environmental		School 1,170,000		Balance January 1, 1982	
Welfare-Public Assistance		Self-liquidating		Transfer From Taxes	
Hospitals, Clinics, First Aid		Other 2,108,000		Redeemed in 1982	
Animal, Insect, & Rodent Control		Total 3,278,000		Cancelled, Abated or Adjusted (1982)	
Other Welfare Services		ISSUED AND OUTSTANDING		Transfers to Foreclosed Property	
RECREATION and CONSERVATION		School 1,170,000.00		Balance December 31, 1982	
Beaches and Boardwalks		Self-Liquidating		PROPERTY ACQUIRED BY DEED OR	
Parks, Playgrounds, Shade Trees		Other 1,938,000.00		FORECLOSURE	
Land Reclamation & Conservation		Total 3,108,000.00		Balance January 1, 1982	
Other Recreational Services		EQUALIZED VALUATION BASIS		Transfers From Taxes or Liens	
EDUCATION (excluding schools)		FOR NET DEBT COMPUTATION		Sole for Cash (1982)	
Libraries		REAL PROPERTY VALUATIONS		Cancelled, Abated or Adjusted (1982)	
Other Educational Services		Code Class # of Parcels % VAL'N		Balance December 31, 1982	
STATUTORY EXPENDITURES		ASSESSED VALUATION		CURRENT FINANCES DECEMBER 31, 1982	
Pensions & F. I. C. A.		1 Vacant Land 98 2.39		ASSETS	
Employee Fringe Benefits		2 Residential 2137 68.22		Cash Dec. 31, 1982	
Other Statutory Expenditures		3 Farm 20 .41		Taxes Receivable	
CETA And Other Public Employment Programs		4a Commercial 57 14.63		Tax Title Liens	
MUNICIPAL FUNCTIONS TOTAL		4b Industrial 8 3.59		Foreclosed Property	
CAPITAL IMPROVEMENTS *MEMO*		4c Apartments 6 10.76		Emergencies & Other Deferred Charges	
DEBT SERVICE		Total 2326		State and Federal Aid Receivable	
Principal Payments		Land Area 2.86 Sq. Miles		Other Receivables	
Interest Payments		Net Valuation Taxable-Municipal		Total	
DEFERRED CHARGES		Net Valuation Taxable-County		LIABILITIES, RESERVES, AND SURPLUS	
SCHOOL, COUNTY, SPECIAL DISTRICT TAXES		State Equalized Valuation		Cash Liabilities	
RESERVE FOR UNCOLLECTED TAXES		State Equalization Ratio		Reserves for Receivables	
EXPENDITURES TOTAL				Surplus Dec. 31, 1982	

Population 1980 70,193  
 Population 1982 72,592  
 S & P Rating AA-  
 Moody Rating AA

General Tax Rate Per \$100. 4.27  
 State Equalized Tax Rate 2.31

## EDISON TOWNSHIP - MIDDLESEX COUNTY

## Form of Government:

Mayor-Council Plan E (OMCL 50)

Number of Members on Governing Body - 7

## PER CAPITA:

Gross Debt 584.12  
 Net Debt 341.77  
 Debt Service 66.96  
 Total Tax Levy 728.39  
 Municipal Expenditures 424.99

## PER CENT:

Gross Debt 2.20  
 Net Debt 1.29  
 Tax Levy Collected 97.64  
 Tax Levy Cancelled, Abated or Adjusted .89

EXPENDITURES		REVENUES-REALIZED		1982 PROPERTY TAX	
GENERAL GOVERNMENT				STATE EQUALIZED TAX RATE $\rightarrow$	
Governing Body & Public Boards	52,542.00	1982 Property Taxes Collected	51,634,662.29	Local District School Taxes 1.48	31,890,545.00
Municipal Clerk	108,778.42	1982 Payments in Lieu of Taxes		Regional & Consolidated School Tax	
Financial Administration	276,601.44	Delinquent Tax & Lien Collections	1,310,379.71	School Taxes in Municipal Budget .11	2,415,127.00
Assessment of Taxes	149,474.44	Business Personalty Replacement Taxes	1,328,231.00	County Taxes .67	14,421,134.66
Collection of Taxes	118,418.58	Taxes from Public Utilities	13,677,357.50	County Library Taxes	
Planning, Housing & Development	59,783.68	Other Miscellaneous Tax Revenues		Local Municipal Purpose Taxes .05	1,169,577.33
Human Resources	50,000.00	State Aid Revenues	557,102.23	Veteran & Senior Citizen Taxes	487,425.00
Elections		Federal Aid Revenues		Total Taxes for Rate Computation 2.31	50,393,808.99
General Administration (other)	1,538,220.48	State and Local Fiscal Assistance Act Utilized	752,510.00	Special District Taxes	2,195,038.92
JUDICIARY		Sale of Acquired Property	3,149,852.60	Bank Corp. Taxes	48,596.27
Municipal Courts	176,188.65	Other Miscellaneous Revenues	4,584,597.84	Added and Omitted Taxes	725,505.71
PUBLIC SAFETY		Total	77,034,693.17	Total Taxes Levied - ABSTRACT	52,875,524.89
Fire Protection	3,634,212.21	Prior Years Surplus Appropriated	1,025,052.62	Total Taxes Billed	52,885,224.20
Police Protection	5,611,887.38	REVENUES TOTAL	78,059,745.79	1982 TAXES COLLECTED	51,634,662.29
Civil Defense & Disaster Control	6,200.00	Reserve For Uncollected Taxes	2,431,367.20	1982 Taxes Cancelled, Abated or Adjusted	469,464.72
Environmental Inspection & Control	446,609.65	CAPITAL OUTLAY TOTAL	4,776,277.40	Transfer to Tax Title Liens or Foreclosed	21,035.79
Other Public Safety				Balance Outstanding Dec. 31, 1982	750,061.40
PUBLIC WORKS				PRIOR YEARS TAXES OUTSTANDING	
Streets and Drainage	1,886,041.76	Public Enterprises	454,847.72	Balance January 1, 1982	1,340,905.09
Sewers and Sewage Processing	1,555,470.02	Recreation—Culture	1,237,062.37	Collected in 1982	1,301,633.51
Garbage and Trash Disposal	262,791.12	Public Works	2,857,970.06	Cancelled, Abated or Adjusted 1982	4,069.39
Public Buildings and Grounds	366,535.04	Buildings and Grounds	142,467.46	Transfers to Tax Title Liens or Foreclosed	6,092.88
Other Public Works	181,100.00	Library and Education	3,929.79	Balance December 31, 1982	29,109.31
HEALTH and WELFARE		Conservation		TAX TITLE LIENS OUTSTANDING	
Health Services Except Environmental	416,950.12	All Other		Balance January 1, 1982	81,882.63
Welfare Public Assistance	47,848.75	CAPITAL DEBT AUTHORIZED, DECEMBER 31, 1982		Transfer From Taxes	37,973.45
Hospitals, Clinics, First Aid	29,000.00	ISSUED AND UNISSUED		Redeemed in 1982	8,746.20
Animal, Insect, & Rodent Control		School	15,907,000	Cancelled, Abated or Adjusted (1982)	
Other Welfare Services	1,000.00	Self-liquidating	1,549,000	Transfers to Foreclosed Property	
RECREATION and CONSERVATION		Other	24,946,217	Balance December 31, 1982	111,109.88
Beaches and Boardwalks		Total	42,402,217	PROPERTY ACQUIRED BY DEED OR FORECLOSURE	
Parks, Playgrounds, Shade Trees	653,195.96	ISSUED AND OUTSTANDING		Balance January 1, 1982	4,688,363.39
Land Reclamation & Conservation	1,000.00	School	14,306,000.00	Transfers From Taxes or Liens	
Other Recreational Services	481,796.15	Self-Liquidating	1,549,000.00	Sale for Cash (1982)	761,800.00
EDUCATION (excluding schools)		Other	21,308,000.00	Cancelled, Abated or Adjusted (1982)	3,618,713.89
Libraries	768,400.08	Total	37,163,000.00	Balance December 31, 1982	307,849.50
Other Educational Services		EQUALIZED VALUATION BASIS		CURRENT FINANCES DECEMBER 31, 1982	
STATUTORY EXPENDITURES		FOR NET DEBT COMPUTATION	1,923,317,262	ASSETS	
Pensions & F. I. C. A.	1,823,699.45	REAL PROPERTY VALUATIONS		Cash Dec. 31, 1982	2,037,531.73
Employee Fringe Benefits	1,257,400.00	Code Class # of Parcels % VAL'N		Taxes Receivable	779,170.71
Other Statutory Expenditures	58,000.00	1 Vacant Land 2394 4.09	47,441,700.00	Tax Title Liens	111,109.88
CETA And Other Public Employment Programs		2 Residential 16384 51.12	592,449,700.00	Foreclosed Property	307,849.50
MUNICIPAL FUNCTIONS TOTAL	22,099,145.38	3 Farm 27 .09	980,000.00	Emergencies & Other Deferred Charges	1,949,308.13
CAPITAL IMPROVEMENTS *MEMO*	150,000.00	4a Commercial 590 11.58	134,215,400.00	State and Federal Aid Receivable	128,014.19
DEBT SERVICE		4b Industrial 263 25.92	300,395,800.00	Other Receivables	2,520,253.43
Principal Payments	2,479,000.00	4c Apartments 92 7.20	83,414,000.00	Total	7,833,237.57
Interest Payments	2,381,686.95	Total 19750	1,158,856,600.00	LIABILITIES, RESERVES, AND SURPLUS	
TYPE I SCHL DEBT *MEMO	2,460,968.24	Land Area 30.65 Sq. Miles		Cash Liabilities	1,408,889.91
DEFERRED CHARGES	1,459,838.42	Net Valuation Taxable-Municipal	1,169,884,711	Reserves for Receivables	3,711,983.52
SCHOOL, COUNTY, SPECIAL DISTRICT TAXES	50,931,845.58	Net Valuation Taxable-County	2,620,928,257	Surplus Dec. 31, 1982	2,712,364.14
RESERVE FOR UNCOLLECTED TAXES	2,431,367.20	State Equalized Valuation	2,151,788,571	Total	7,833,237.57
EXPENDITURES TOTAL	81,762,883.53	State Equalization Ratio	54.15		



Population 1980 4,613  
 Population 1982 4,581  
 S & P Rating  
 Moody Rating

General Tax Rate Per \$100.

State Equalized Tax Rate 3.62  
 2.74

## EGG HARBOR CITY – ATLANTIC COUNTY

## Form of Government:

Special Charter (P.L. 1858 c. 152)

Number of Members on Governing Body – 9

## PER CAPITA

Gross Debt 1,008.89  
 Net Debt 224.49  
 Debt Service 27.61  
 Total Tax Levy 390.19  
 Municipal Expenditures 335.56

## PER CENT:

Gross Debt 8.07  
 Net Debt 1.80  
 Tax Levy Collected 94.37  
 Tax Levy Cancelled, Abated or Adjusted .04

EXPENDITURES		REVENUES-REALIZED		1982 PROPERTY TAX	
GENERAL GOVERNMENT				STATE EQUALIZED TAX RATE	
Governing Body & Public Boards		1982 Property Taxes Collected		Local District School Taxes	546,160.00
Municipal Clerk		1982 Payments in Lieu of Taxes		Regional & Consolidated School Tax	440,995.67
Financial Administration	15,739.56	Delinquent Tax & Lien Collections		School Taxes in Municipal Budget	
Assessment of Taxes	19,359.72	Business Personalty Replacement Taxes		County Taxes	285,294.12
Collection of Taxes	29,748.00	Taxes from Public Utilities		County Library Taxes	16,963.35
Planning, Housing & Development	27,025.32	Other Miscellaneous Tax Revenues		Local Municipal Purpose Taxes	481,117.56
Human Resources		State Aid Revenues		Veteran & Senior Citizen Taxes	69,350.00
Elections	3,050.00	Federal Aid Revenues		Total Taxes for Rate Computation	1,839,880.70
General Administration (other)	150,055.21	State and Local Fiscal Assistance Act Utilized		Special District Taxes	
JUDICIARY		Sale of Acquired Property		Bank Corp. Taxes	3,806.53
Municipal Courts	29,905.00	Other Miscellaneous Revenues		Added and Omitted Taxes	13,116.45
PUBLIC SAFETY		Total		Total Taxes Levied - ABSTRACT	1,787,453.68
Fire Protection	50,596.00	Prior Years Surplus Appropriated		Total Taxes Billed	1,785,801.81
Police Protection	381,852.25	REVENUES TOTAL		1982 TAXES COLLECTED	1,685,293.88
Civil Defense & Disaster Control	450.00	Reserve For Uncollected Taxes		1982 Taxes Cancelled, Abated or Adjusted	775.00
Environmental Inspection & Control	31,461.00	CAPITAL OUTLAY TOTAL		Transfer to Tax Title Liens or Foreclosed	12,746.02
Other Public Safety				Balance Outstanding Dec. 31, 1982	66,986.91
PUBLIC WORKS		Public Enterprises		PRIOR YEARS TAXES OUTSTANDING	
Streets and Drainage	155,074.90	Recreation—Culture		Balance January 1, 1982	73,930.28
Sewers and Sewage Processing	4,700.00	Public Works		Collected in 1982	62,141.01
Garbage and Trash Disposal	69,774.00	Buildings and Grounds		Cancelled, Abated or Adjusted 1982	
Public Buildings and Grounds	59,099.00	Library and Education		Transfers to Tax Title Liens or Foreclosed	8,662.87
Other Public Works		Conservation		Balance December 31, 1982	3,126.40
HEALTH and WELFARE		All Other		TAX TITLE LIENS OUTSTANDING	
Health Services Except Environmental	1,000.00	CAPITAL DEBT AUTHORIZED, DECEMBER 31, 1982		Balance January 1, 1982	163,617.35
Welfare-Public Assistance	6,000.00	ISSUED AND UNISSUED GROSS DEBT NET DEBT		Transfer From Taxes	23,621.60
Hospitals, Clinics, First Aid	1,000.00	School 919,225		Redeemed in 1982	2,536.47
Animal, Insect, & Rodent Control	5,850.00	Self-liquidating 2,626,619		Cancelled, Abated or Adjusted (1982)	
Other Welfare Services		Other 1,075,880		Transfers to Foreclosed Property	7,874.31
RECREATION and CONSERVATION		Total 4,621,725		Balance December 31, 1982	176,828.17
Beaches and Boardwalks		ISSUED AND OUTSTANDING		PROPERTY ACQUIRED BY DEED OR FORECLOSURE	
Parks, Playgrounds, Shade Trees	18,799.00	School 919,225.20		Balance January 1, 1982	168,742.60
Land Reclamation & Conservation		Self-Liquidating 476,619.44		Transfers From Taxes or Liens	7,874.31
Other Recreational Services	8,400.00	Other 1,032,880.56		Sale for Cash (1982)	36,898.66
EDUCATION (excluding schools)		Total 2,428,725.20		Cancelled Abated or Adjusted (1982)	
Libraries		EQUALIZED VALUATION BASIS		Balance December 31, 1982	139,718.25
Other Educational Services		FOR NET DEBT COMPUTATION		CURRENT FINANCES DECEMBER 31, 1982	
STATUTORY EXPENDITURES		REAL PROPERTY VALUATIONS		ASSETS	
Pensions & F. I. C. A.	79,145.09	Code Class # of Parcels % VAL'N ASSESSED VALUATION		Cash Dec. 31, 1982	607,021.08
Employee Fringe Benefits	43,258.95	1 Vacant Land 869 1.93 906,100.00		Taxes Receivable	90,113.31
Other Statutory Expenditures	8,100.00	2 Residential 1184 65.79 32,807,700.00		Tax Title Liens	176,828.17
CETA And Other Public Employment Programs		3 Farm 18.14 8,528,400.00		Foreclosed Property	139,718.25
MUNICIPAL FUNCTIONS TOTAL	1,239,447.00	4a Commercial 150 4.89 2,301,000.00		Emergencies & Other Deferred Charges	52,045.35
CAPITAL IMPROVEMENTS *MEMC*		4b Industrial 14 5.24 2,464,200.00		State and Federal Aid Receivable	
DEBT SERVICE		4c Apartments 11 75.82 47,007,400.00		Other Receivables	17,513.68
Principal Payments	18,500.00	Total 2228		Total	1,083,239.84
Interest Payments	107,970.48	Land Area 10.89 Sq. Miles		LIABILITIES, RESERVES, AND SURPLUS	
DEFERRED CHARGES	8,059.96	Net Valuation Taxable-Municipal		Cash Liabilities	356,355.89
SCHOOL, COUNTY, SPECIAL DISTRICT TAXES	1,289,413.14	Net Valuation Taxable-County		Reserves for Receivables	420,576.21
RESERVE FOR UNCOLLECTED TAXES	163,227.76	State Equalized Valuation		Surplus Dec. 31, 1982	266,307.74
EXPENDITURES TOTAL	2,826,618.34	State Equalization Ratio		Total	1,083,239.84

\*Includes County Health Service Taxes or County Vocational School Taxes. See Table 13.



0108

Population 1980 **19,381**  
 Population 1982 **19,608**  
 S & P Rating  
 Moody Rating

General Tax Rate Per \$100.  
**2.54**  
 State Equalized Tax Rate  
**1.52**

## EGG HARBOR TOWNSHIP – ATLANTIC CO.

## Form of Government:

## Township Committee

## Number of Members on Governing Body – 5

## PER CAPITA:

Gross Debt **764.91**  
 Net Debt  
 Debt Service  
 Total Tax Levy **436.14**  
 Municipal Expenditures **306.04**

## PER CENT:

Gross Debt **3.14**  
 Net Debt  
 Tax Levy Collected **89.31**  
 Tax Levy Cancelled, Abated  
 or Adjusted **.05**

EXPENDITURES		REVENUES-REALIZED		1982 PROPERTY TAX	
GENERAL GOVERNMENT				STATE EQUALIZED TAX RATE <b>1.07</b>	
Governing Body & Public Boards		1982 Property Taxes Collected	<b>7,657,890.33</b>	Local District School Taxes	<b>5,927,672.50</b>
Municipal Clerk		1982 Payments in Lieu of Taxes		Regional & Consolidated School Tax	
Financial Administration	<b>55,500.00</b>	Delinquent Tax & Lien Collections	<b>581,581.58</b>	School Taxes in Municipal Budget	
Assessment of Taxes	<b>99,000.00</b>	Business Personalty Replacement Taxes	<b>116,352.62</b>	County Taxes	<b>* 2,340,673.36</b>
Collection of Taxes	<b>137,250.00</b>	Taxes from Public Utilities	<b>3,850,569.00</b>	County Library Taxes	<b>139,060.72</b>
Planning, Housing & Development	<b>104,200.00</b>	Other Miscellaneous Tax Revenues		Local Municipal Purpose Taxes	
Human Resources		State Aid Revenues	<b>110,107.76</b>	Veteran & Senior Citizen Taxes	<b>125,375.00</b>
Elections	<b>6,250.00</b>	Federal Aid Revenues		Total Taxes for Rate Computation	<b>1.52 8,532,781.58</b>
General Administration (other)	<b>673,434.00</b>	State and Local Fiscal Assistance Act Utilized	<b>304,158.20</b>	Special District Taxes	
JUDICIARY		Sale of Acquired Property		Bank Corp. Taxes	<b>2,936.77</b>
Municipal Courts	<b>168,000.00</b>	Other Miscellaneous Revenues	<b>1,410,166.61</b>	Added and Omitted Taxes	<b>141,538.43</b>
PUBLIC SAFETY		Total	<b>14,030,826.10</b>	Total Taxes Levied - ABSTRACT	<b>8,551,881.78</b>
Fire Protection	<b>148,000.00</b>	Prior Years Surplus Appropriated	<b>2,000,000.00</b>	Total Taxes Billed	<b>8,574,691.62</b>
Police Protection	<b>1,858,158.20</b>	REVENUES TOTAL	<b>16,030,826.10</b>	1982 TAXES COLLECTED	<b>7,657,890.33</b>
Civil Defense & Disaster Control	<b>23,900.00</b>	Reserve For Uncollected Taxes	<b>765,807.24</b>	1982 Taxes Cancelled, Abated or Adjusted	<b>4,247.08</b>
Environmental Inspection & Control	<b>185,500.00</b>	CAPITAL OUTLAY TOTAL	<b>261,013.44</b>	Transfer to Tax Title Liens or Foreclosed	<b>66,171.68</b>
Other Public Safety		Public Enterprises		Balance Outstanding Dec. 31, 1982	<b>846,382.53</b>
PUBLIC WORKS		Recreation—Culture	<b>27,819.44</b>	PRIOR YEARS TAXES OUTSTANDING	
Streets and Drainage	<b>808,000.00</b>	Public Works	<b>73,362.99</b>	Balance January 1, 1982	<b>550,892.65</b>
Sewers and Sewage Processing		Buildings and Grounds	<b>159,831.01</b>	Collected in 1982	<b>536,711.58</b>
Garbage and Trash Disposal	<b>156,500.00</b>	Library and Education		Cancelled, Abated or Adjusted 1982	<b>1,541.85</b>
Public Buildings and Grounds	<b>163,000.00</b>	Conservation		Transfers to Tax Title Liens or Foreclosed	<b>33,393.20</b>
Other Public Works		All Other		Balance December 31, 1982	<b>19,246.02</b>
HEALTH and WELFARE		CAPITAL DEBT AUTHORIZED, DECEMBER 31, 1982		TAX TITLE LIENS OUTSTANDING	
Health Services Except Environmental	<b>16,000.00</b>	ISSUED AND UNISSUED		Balance January 1, 1982	<b>106,286.55</b>
Welfare-Public Assistance	<b>18,900.00</b>	School	<b>14,998,300</b>	Transfer From Taxes	<b>105,311.98</b>
Hospitals, Clinics, First Aid		Self-liquidating		Redeemed in 1982	<b>44,870.00</b>
Animal, Insect, & Rodent Control	<b>40,000.00</b>	Other		Cancelled, Abated or Adjusted (1982)	
Other Welfare Services		Total	<b>14,998,300</b>	Transfers to Foreclosed Property	<b>14,121.96</b>
RECREATION and CONSERVATION		ISSUED AND OUTSTANDING		Balance December 31, 1982	<b>152,606.57</b>
Beaches and Boardwalks		School	<b>14,988,000.00</b>	PROPERTY ACQUIRED BY DEED OR	
Parks, Playgrounds, Shade Trees	<b>79,500.00</b>	Self-Liquidating		FORECLOSURE	
Land Reclamation & Conservation		Other		Balance January 1, 1982	<b>1,302,134.41</b>
Other Recreational Services	<b>5,000.00</b>	Total	<b>14,988,000.00</b>	Transfers From Taxes or Liens	<b>14,121.96</b>
EDUCATION (excluding schools)		EQUALIZED VALUATION BASIS		Sale for Cash (1982)	<b>25,700.00</b>
Libraries		FOR NET DEBT COMPUTATION	<b>477,461,086</b>	Cancelled, Abated or Adjusted (1982)	
Other Educational Services		REAL PROPERTY VALUATIONS		Balance December 31, 1982	<b>1,290,556.37</b>
STATUTORY EXPENDITURES		Code Class # of Parcels % VAL'N		CURRENT FINANCES DECEMBER 31, 1982	
Pensions & F. I. C. A.	<b>287,000.00</b>	1 Vacant Land 7153 15.86	<b>51,860,900.00</b>	ASSETS	
Employee Fringe Benefits	<b>167,000.00</b>	2 Residential 5175 56.09	<b>183,373,700.00</b>	Cash Dec. 31, 1982	<b>4,905,863.36</b>
Other Statutory Expenditures	<b>25,000.00</b>	3 Farm 112 .57	<b>1,655,200.00</b>	Taxes Receivable	<b>865,628.55</b>
CETA And Other Public Employment Programs		4a Commercial 407 25.09	<b>82,016,700.00</b>	Tax Title Liens	<b>152,606.57</b>
MUNICIPAL FUNCTIONS TOTAL	<b>5,225,092.20</b>	4b Industrial 1 .23	<b>736,800.00</b>	Foreclosed Property	<b>1,250,556.37</b>
CAPITAL IMPROVEMENTS *MEMO*	<b>250,000.00</b>	4c Apartments 17 2.17	<b>7,100,700.00</b>	Emergencies & Other Deferred Charges	
DEBT SERVICE		Total 12865	<b>326,544,000.00</b>	State and Federal Aid Receivable	<b>20,852.65</b>
Principal Payments		Land Area 67.94 Sq. Miles		Other Receivables	<b>22,740.67</b>
Interest Payments		Net Valuation Taxable-Municipal	<b>332,011,905</b>	Total	<b>7,258,248.17</b>
DEFERRED CHARGES	<b>10,000.00</b>	Net Valuation Taxable-County	<b>522,933,766</b>	LIABILITIES, RESERVES, AND SURPLUS	
SCHOOL, COUNTY, SPECIAL DISTRICT TAXES	<b>8,467,406.58</b>	State Equalized Valuation	<b>550,702,084</b>	Cash Liabilities	<b>683,956.96</b>
RESERVE FOR UNCOLLECTED TAXES	<b>765,807.24</b>	State Equalization Ratio	<b>59.92</b>	Reserves for Receivables	<b>2,330,457.16</b>
EXPENDITURES TOTAL	<b>14,408,306.02</b>			Surplus Dec. 31, 1982	<b>4,243,834.05</b>
				Total	<b>7,258,248.17</b>

2004  
 Population 1980 106,201  
 Population 1982 106,804  
 S & P Rating A  
 Moody Rating A

General Tax Rate Per \$100. 4.64  
 State Equalized Tax Rate 3.63

**ELIZABETH CITY - UNION COUNTY**  
**Form of Government:**  
**Mayor-Council Plan F (OMCL 50)**  
**Number of Members on Governing Body - 9**

PER CAPITA:  
 Gross Debt 630.64  
 Net Debt 159.76  
 Debt Service 72.95  
 Total Tax Levy 422.89  
 Municipal Expenditures 474.75

PER CENT:  
 Gross Debt 5.76  
 Net Debt 1.46  
 Tax Levy Collected 95.56  
 Tax Levy Cancelled, Abated or Adjusted .90

EXPENDITURES		REVENUES-REALIZED		1982 PROPERTY TAX	
<b>GENERAL GOVERNMENT</b>				<b>STATE EQUALIZED TAX RATE</b>	
Governing Body & Public Boards	253,387.00	1982 Property Taxes Collected	43,032,780.07	Local District School Taxes	1.62
Municipal Clerk	53,688.00	1982 Payments in Lieu of Taxes	1,187,165.01	Regional & Consolidated School Tax	
Financial Administration	476,626.00	Delinquent Tax & Lien Collections	1,571,005.21	School Taxes in Municipal Budget	.17
Assessment of Taxes	103,644.00	Business Personalty Replacement Taxes	2,867,348.76	County Taxes	.52
Collection of Taxes	174,063.00	Taxes from Public Utilities	11,083,354.00	County Library Taxes	
Planning, Housing & Development	251,137.58	Other Miscellaneous Tax Revenues	28,547.96	Local Municipal Purpose Taxes	1.32
Human Resources	3,263,110.00	State Aid Revenues	7,857,482.78	Veteran & Senior Citizen Taxes	
Elections	29,723.34	Federal Aid Revenues	2,160,418.40	Total Taxes for Rate Computation	3.63
General Administration (other)	1,871,985.18	State and Local Fiscal Assistance Act Utilized	1,651,312.25	Special District Taxes	
<b>JUDICIARY</b>		Sale of Acquired Property	52,000.00	Bank Corp. Taxes	200,608.03
Municipal Courts	271,300.00	Other Miscellaneous Revenues	4,481,937.23	Added and Omitted Taxes	41,996.64
<b>PUBLIC SAFETY</b>		Total	75,983,351.67	Total Taxes Levied - A8STRACT	45,165,905.33
Fire Protection	6,123,750.00	Prior Years Surplus Appropriated	589,994.75	Total Taxes Billed	45,030,457.60
Police Protection	6,872,989.88	<b>REVENUES TOTAL</b>	76,573,346.42	1982 TAXES COLLECTED	43,032,780.07
Civil Defense & Disaster Control	17,561.00	Reserve For Uncollected Taxes	2,246,165.33	1982 Taxes Cancelled, Abated or Adjusted	404,142.18
Environmental Inspection & Control	121,168.00	<b>CAPITAL OUTLAY TOTAL</b>	6,853,355.06	Transfer to Tax Title Liens or Foreclosed	369,096.40
Other Public Safety				Balance Outstanding Dec. 31, 1982	1,224,438.95
<b>PUBLIC WORKS</b>		Public Enterprises	35,663.07	<b>PRIOR YEARS TAXES OUTSTANDING</b>	
Streets and Drainage	2,011,036.05	Recreation—Culture	66,174.55	Balance January 1, 1982	1,267,178.33
Sewers and Sewage Processing		Public Works	2,213,830.70	Collected in 1982	1,105,849.92
Garbage and Trash Disposal	2,481,000.00	Buildings and Grounds	747,686.74	Cancelled, Abated or Adjusted 1982	49,575.21
Public Buildings and Grounds	791,514.00	Library and Education	3,750,000.00	Transfers to Tax Title Liens or Foreclosed	111,749.20
Other Public Works	565,592.00	Conservation		Balance December 31, 1982	
<b>HEALTH and WELFARE</b>		All Other		<b>TAX TITLE LIENS OUTSTANDING</b>	
Health Services Except Environmental	1,656,704.66	<b>CAPITAL DEBT AUTHORIZED, DECEMBER 31, 1982</b>		Balance January 1, 1982	1,057,717.47
Welfare-Public Assistance	909,663.82	<b>ISSUED AND UNISSUED GROSS DEBT</b>		Transfer From Taxes	498,678.93
Hospitals, Clinics, First Aid		School	44,045,700	Redeemed in 1982	465,155.29
Animal, Insect, & Rodent Control		Self-liquidating	23,309,490	Cancelled, Abated or Adjusted (1982)	7,194.66
Other Welfare Services		Other	17,062,990	Transfers to Foreclosed Property	
<b>RECREATION and CONSERVATION</b>		Total	67,355,190	Balance December 31, 1982	1,084,046.45
Beaches and Boardwalks		<b>ISSUED AND OUTSTANDING</b>		<b>PROPERTY ACQUIRED BY DEED OR FORECLOSURE</b>	
Parks, Playgrounds, Shade Trees	7,500.00	School	40,496,700.00	Balance January 1, 1982	612,309.40
Land Reclamation & Conservation		Self-Liquidating		Transfers From Taxes or Liens	
Other Recreational Services	1,269,000.00	Other	23,108,500.00	Sale for Cash (1982)	52,000.00
<b>EDUCATION (excluding schools)</b>		Total	63,605,200.00	Cancelled, Abated or Adjusted (1982)	46,900.00
Libraries	1,140,000.00	<b>EQUALIZED VALUATION BASIS FOR NET DEBT COMPUTATION</b>	1,168,569,104	Balance December 31, 1982	513,409.40
Other Educational Services		<b>REAL PROPERTY VALUATIONS</b>		<b>CURRENT FINANCES DECEMBER 31, 1982</b>	
<b>STATUTORY EXPENDITURES</b>		<b>Code Class # of Parcels % VAL'N</b>		<b>ASSETS</b>	
Pensions & F. I. C. A.	4,878,354.17	1 Vacant Land 778 1.57	14,863,000.00	Cash Dec. 31, 1982	9,378,519.55
Employee Fringe Benefits	1,650,000.00	2 Residential 13577 46.46	438,750,000.00	Taxes Receivable	1,224,438.95
Other Statutory Expenditures	200,000.00	3 Farm		Tax Title Liens	1,084,046.45
CETA and Other Public Employment Programs	2,112,313.38	4a Commercial 2075 20.25	191,303,100.00	Foreclosed Property	513,409.40
<b>MUNICIPAL FUNCTIONS TOTAL</b>	39,676,811.06	4b Industrial 233 16.27	153,631,100.00	Emergencies & Other Deferred Charges	1,102,802.35
<b>CAPITAL IMPROVEMENTS *MEMO*</b>	150,000.00	4c Apartments 592 15.45	145,530,900.00	State and Federal Aid Receivable	
<b>DEBT SERVICE</b>		Total 17255	944,518,100.00	Other Receivables	5,317,160.75
Principal Payments	4,469,689.00	Land Area 11.69 Sq. Miles		Total	18,620,377.45
Interest Payments	3,321,691.60	Net Valuation Taxable-Municipal	969,578,900	<b>LIABILITIES, RESERVES, AND SURPLUS</b>	
<b>TYPE I SCHL DEBT *MEMO</b>	4,443,248.94	Net Valuation Taxable-County	1,276,483,728	Cash Liabilities	10,593,865.82
<b>DEFERRED CHARGES</b>	990,951.76	State Equalized Valuation	1,242,907,428	Reserves for Receivables	4,350,380.47
SCHOOL, COUNTY, SPECIAL DISTRICT TAXES	28,560,381.41	State Equalization Ratio	78.18	Surplus Dec. 31, 1982	3,676,131.16
RESERVE FOR UNCOLLECTED TAXES	2,246,165.33			Total	18,620,377.45
<b>EXPENDITURES TOTAL</b>	79,265,690.16				

\* ABOVE DEBT SERVICE INCLUDES TYPE I SCHOOL DEBT



Population 1980 **3,187**  
 Population 1982 **3,305**  
 S & P Rating  
 Moody Rating

General Tax Rate Per \$100.

State Equalized Tax Rate **3.34**  
**2.25**

**ELK TOWNSHIP – GLOUCESTER COUNTY****Form of Government:****Township Committee****Number of Members on Governing Body – 3****PER CAPITA:**

Gross Debt **116.31**  
 Net Debt **64.30**  
 Debt Service  
 Total Tax Levy **333.64**  
 Municipal Expenditures **206.21**

**PER CENT:**

Gross Debt **.83**  
 Net Debt **.46**  
 Tax Levy Collected **88.55**  
 Tax Levy Cancelled, Abated or Adjusted **.58**

EXPENDITURES		REVENUES-REALIZED		1982 PROPERTY TAX	
<b>GENERAL GOVERNMENT</b>		<b>1982 Property Taxes Collected</b>		<b>STATE EQUALIZED TAX RATE</b>	
Governing Body & Public Boards			<b>978,225.56</b>	Local District School Taxes	<b>.54</b>
Municipal Clerk		1982 Payments in Lieu of Taxes		Regional & Consolidated School Tax	<b>.66</b>
Financial Administration	<b>12,700.00</b>	Delinquent Tax & Lien Collections	<b>106,581.09</b>	School Taxes in Municipal Budget	
Assessment of Taxes	<b>7,600.00</b>	Business Personalty Replacement Taxes	<b>19,122.76</b>	County Taxes	<b>.63</b>
Collection of Taxes	<b>12,700.00</b>	Taxes from Public Utilities	<b>228,104.00</b>	County Library Taxes	<b>.02</b>
Planning, Housing & Development	<b>5,200.00</b>	Other Miscellaneous Tax Revenues		Local Municipal Purpose Taxes	<b>.30</b>
Human Resources		State Aid Revenues	<b>27,668.68</b>	Veteran & Senior Citizen Taxes	
Elections	<b>1,950.00</b>	Federal Aid Revenues		Total Taxes for Rate Computation	<b>2.25</b>
General Administration (other)	<b>65,100.00</b>	State and Local Fiscal Assistance Act Utilized	<b>32,101.02</b>	Special District Taxes	
<b>JUDICIARY</b>		Sale of Acquired Property		Bank Corp. Taxes	<b>443.79</b>
Municipal Courts	<b>19,800.00</b>	Other Miscellaneous Revenues	<b>136,603.30</b>	Added and Omitted Taxes	<b>4,237.91</b>
<b>PUBLIC SAFETY</b>		Total	<b>1,528,406.41</b>	Total Taxes Levied - ABSTRACT	<b>1,102,688.35</b>
Fire Protection	<b>25,000.00</b>	Prior Years Surplus Appropriated	<b>163,106.42</b>	Total Taxes Billed	<b>1,104,762.27</b>
Police Protection	<b>178,838.35</b>	REVENUES TOTAL	<b>1,691,512.83</b>	1982 TAXES COLLECTED	<b>978,225.56</b>
Civil Defense & Disaster Control	<b>300.00</b>	Reserve For Uncollected Taxes	<b>121,550.00</b>	1982 Taxes Cancelled, Abated or Adjusted	<b>6,380.13</b>
Environmental Inspection & Control	<b>14,650.00</b>			Transfer to Tax Title Liens or Foreclosed	<b>5,511.00</b>
Other Public Safety				Balance Outstanding Dec. 31, 1982	<b>114,645.58</b>
<b>PUBLIC WORKS</b>		<b>CAPITAL OUTLAY TOTAL</b>		<b>PRIOR YEARS TAXES OUTSTANDING</b>	
Streets and Drainage	<b>85,167.83</b>	Public Enterprises		Balance January 1, 1982	<b>101,264.69</b>
Sewers and Sewage Processing		Recreation—Culture		Collected in 1982	<b>57,347.26</b>
Garbage and Trash Disposal	<b>32,500.00</b>	Public Works		Cancelled, Abated or Adjusted 1982	<b>2.58</b>
Public Buildings and Grounds	<b>25,000.00</b>	Buildings and Grounds		Transfers to Tax Title Liens or Foreclosed	<b>3,323.13</b>
Other Public Works		Library and Education		Balance December 31, 1982	<b>591.72</b>
<b>HEALTH and WELFARE</b>		Conservation		<b>TAX TITLE LIENS OUTSTANDING</b>	
Health Services Except Environmental	<b>1,800.00</b>	All Other		Balance January 1, 1982	<b>9,337.53</b>
Welfare-Public Assistance	<b>15,200.00</b>			Transfer From Taxes	<b>8,293.10</b>
Hospitals, Clinics, First Aid				Redeemed in 1982	<b>9,233.83</b>
Animal, Insect, & Rodent Control	<b>9,360.00</b>			Cancelled, Abated or Adjusted (1982)	
Other Welfare Services				Transfers to Foreclosed Property	
<b>RECREATION and CONSERVATION</b>				Balance December 31, 1982	<b>8,396.80</b>
Beaches and Boardwalks				<b>PROPERTY ACQUIRED BY DEED OR FORECLOSURE</b>	
Parks, Playgrounds, Shade Trees	<b>200.00</b>			Balance January 1, 1982	<b>224,987.28</b>
Land Reclamation & Conservation	<b>6,200.00</b>			Transfers From Taxes or Liens	<b>814.40</b>
Other Recreational Services				Sale for Cash (1982)	<b>22,607.68</b>
<b>EDUCATION (excluding schools)</b>				Cancelled, Abated or Adjusted (1982)	
Libraries				Balance December 31, 1982	<b>203,194.00</b>
Other Educational Services				<b>CURRENT FINANCES DECEMBER 31, 1982</b>	
<b>STATUTORY EXPENDITURES</b>				<b>ASSETS</b>	
Pensions & F. I. C. A.	<b>21,700.00</b>			Cash Dec. 31, 1982	<b>454,173.01</b>
Employee Fringe Benefits	<b>6,000.00</b>			Taxes Receivable	<b>115,237.30</b>
Other Statutory Expenditures	<b>2,000.00</b>			Tax Title Liens	<b>8,396.80</b>
<b>CETA And Other Public Employment Programs</b>				Foreclosed Property	<b>203,194.00</b>
<b>MUNICIPAL FUNCTIONS TOTAL</b>	<b>548,966.18</b>			Emergencies & Other Deferred Charges	
<b>CAPITAL IMPROVEMENTS *MEMO*</b>				State and Federal Aid Receivable	
<b>DEBT SERVICE</b>				Other Receivables	<b>3,103.53</b>
Principal Payments				Total	<b>824,104.64</b>
Interest Payments				<b>LIABILITIES, RESERVES, AND SURPLUS</b>	
<b>DEFERRED CHARGES</b>	<b>11,017.23</b>			Cash Liabilities	<b>124,854.48</b>
<b>SCHOOL, COUNTY, SPECIAL DISTRICT TAXES</b>	<b>953,006.65</b>			Reserves for Receivables	<b>329,931.63</b>
<b>RESERVE FOR UNCOLLECTED TAXES</b>	<b>121,550.00</b>			Surplus Dec. 31, 1982	<b>369,318.53</b>
<b>EXPENDITURES TOTAL</b>	<b>1,634,540.06</b>			Total	<b>824,104.64</b>



1702

Population 1980 1,569  
 Population 1982 1,565  
 S & P Rating  
 Moody Rating

General Tax Rate Per \$100.  
 4.00  
 State Equalized Tax Rate  
 2.63

## ELMER BOROUGH — SALEM COUNTY

Form of Government:

Borough Council

Number of Members on Governing Body — 6

PER CAPITA:

Gross Debt 346.65  
 Net Debt  
 Debt Service  
 Total Tax Levy 384.98  
 Municipal Expenditures 161.16

PER CENT:

Gross Debt 2.68  
 Net Debt  
 Tax Levy Collected 95.06  
 Tax Levy Cancelled, Abated  
 or Adjusted .01

EXPENDITURES		REVENUES-REALIZED		1982 PROPERTY TAX	
GENERAL GOVERNMENT				STATE EQUALIZED TAX RATE — 1.48	
Governing Body & Public Boards		1982 Property Taxes Collected	561,339.80	Local District School Taxes	332,391.00
Municipal Clerk		1982 Payments in Lieu of Taxes		Regional & Consolidated School Tax	
Financial Administration	8,300.00	Delinquent Tax & Lien Collections	26,392.41	School Taxes in Municipal Budget	
Assessment of Taxes	2,463.50	Business Personalty Replacement Taxes	17,679.40	County Taxes	183,908.53
Collection of Taxes	3,600.00	Taxes from Public Utilities	72,081.00	Cauntty Library Taxes	
Planning, Housing & Development	419.00	Other Miscellaneous Tax Revenues		Local Municipal Purpose Taxes	72,273.26
Human Resources		State Aid Revenues	15,634.61	Veteran & Senior Citizen Taxes	21,300.00
Elections	100.00	Federal Aid Revenues		Total Taxes for Rate Computation	609,872.79
General Administration (other)	28,225.00	State and Local Fiscal Assistance Act Utilized	6,641.25	Special District Taxes	
JUDICIARY		Sale of Acquired Property		Bank Corp. Taxes	13,390.43
Municipal Courts	4,600.00	Other Miscellaneous Revenues	48,307.68	Added and Omitted Taxes	532.00
PUBLIC SAFETY			748,076.15	Total Taxes Levied - A8STRACT	602,495.22
Fire Protection	27,650.00	Prior Years Surplus Appropriated	23,926.70	Total Taxes Billed	590,519.60
Police Protection	36,672.62	REVENUES TOTAL	772,002.85	1982 TAXES COLLECTED	561,339.80
Civil Defense & Disaster Control	200.00	Reserve For Uncollected Taxes	59,928.93	1982 Taxes Cancelled, Abated or Adjusted	44.00
Envrinmental Inspection & Control	2,250.00	CAPITAL OUTLAY TOTAL	107,576.77	Transfer to Tax Title Liens or Foreclosed	
Other Public Safety			107,576.77	Balance Outstanding Dec. 31, 1982	29,135.80
PUBLIC WORKS				PRIOR YEARS TAXES OUTSTANDING	
Streets and Drainage	23,634.00	Public Enterprises	107,576.77	Balance January 1, 1982	27,280.74
Sewers and Sewage Prrocessing		Recreation—Culture		Collected in 1982	26,392.41
Garbage and Trash Disposal	21,541.25	Public Works		Cancelled, Abated or Adjusted 1982	898.33
Public Buildings and Grounds	15,300.00	Buildings and Grounds		Transfers to Tax Title Liens or Foreclosed	
Other Public Works		Library and Education		Balance December 31, 1982	
HEALTH and WELFARE		Conservation		TAX TITLE LIENS OUTSTANDING	
Health Services Except Environmental	1,700.00	All Other		Balance January 1, 1982	
Welfare-Public Assistance	700.00	CAPITAL DEBT AUTHORIZED, DECEMBER 31, 1982		Transfer From Taxes	
Hospitals, Clinics, First Aid	1,500.00	ISSUED AND UNISSUED GROSS DEBT NET DEBT		Redeemed in 1982	
Animal, Insect, & Radent Control	32.00	School		Cancelled, Abated or Adjusted (1982)	
Other Welfare Services		Self-liquidating	542,500	Transfers to Foreclosed Property	
RECREATION and CONSERVATION		Other		Balance December 31, 1982	
Beaches and Boardwalks		Total	542,500	PROPERTY ACQUIRED BY DEED OR FORECLOSURE	
Parks, Playgrounds, Shade Trees	4,200.00	ISSUED AND OUTSTANDING		Balance January 1, 1982	
Land Reclamation & Conservation		School		Transfers From Taxes or Liens	
Other Recreational Services	1,100.00	Self-Liquidating	475,000.00	Sale for Cash (1982)	
EDUCATION (excluding schools)		Other		Cancelled, Abated or Adjusted (1982)	
Libraries	1,500.00	Total	475,000.00	Balance December 31, 1982	
Other Educational Services		EQUALIZED VALUATION BASIS FOR NET DEBT COMPUTATION	20,270,740	CURRENT FINANCES DECEMBER 31, 1982	
STATUTORY EXPENDITURES		REAL PROPERTY VALUATIONS		ASSETS	
Pensions & F. I. C. A.	5,800.00	Code Class # of Parcels % VAL'N ASSESSED VALUATION		Cash Dec. 31, 1982	378,855.37
Employee Fringe Benefits		1 Vacant Land 83 1.58	218,550.00	Taxes Receivable	29,135.80
Other Statutory Expenditures	800.00	2 Residential 469 75.20	10,418,500.00	Tax Title Liens	
CETA And Other Public Employment Programs		3 Farm 16 .82	114,700.00	Foreclosed Property	
MUNICIPAL FUNCTIONS TOTAL	192,287.37	4a Commercial 56 22.40	3,103,200.00	Emergencies & Other Deferred Charges	
CAPITAL IMPROVEMENTS *MEMO*	5,000.00	4b Industrial		State and Federal Aid Receivable	319.19
DEBT SERVICE		4c Apartments		Other Receivables	130.00
Principal Payments		Total	13,854,950.00	Total	408,440.36
Interest Payments		Land Area .80 Sq. Miles		LIABILITIES, RESERVES, AND SURPLUS	
DEFERRED CHARGES		Net Valuation Taxable-Municipal	14,749,690	Cash Liabilities	21,951.38
SCHOOL, COUNTY, SPECIAL DISTRICT TAXES	516,299.53	Net Valuation Taxable-County	22,291,465	Reserves for Receivables	29,265.80
RESERVE FOR UNCOLLECTED TAXES	59,928.93	State Equalized Valuation	21,952,655	Surplus Dec. 31, 1982	357,223.18
EXPENDITURES TOTAL	768,515.83	State Equalization Ratio	65.83	Total	408,440.36

0211

Population 1980 **18,377**  
 Population 1982 **18,330**  
 S & P Rating  
 Maady Rating **A1**

General Tax Rate Per \$100. **2.54**  
 State Equalized Tax Rate **1.81**

**ELMWOOD PARK BOROUGH - BERGEN CO.****Form of Government:****Borough Council****Number of Members on Governing Body - 6****PER CAPITA:**

Gross Debt **253.96**  
 Net Debt **180.12**  
 Debt Service **22.67**  
 Total Tax Levy **510.73**  
 Municipal Expenditures **375.73**

**PER CENT:**

Gross Debt **.97**  
 Net Debt **.69**  
 Tax Levy Collected **97.67**  
 Tax Levy Cancelled, Abated or Adjusted **.64**

EXPENDITURES		REVENUES-REALIZED		1982 PROPERTY TAX	
<b>GENERAL GOVERNMENT</b>				<b>STATE EQUALIZED TAX RATE</b> <b>1.02</b>	
Governing Body & Public Boards	9,400.00	1982 Property Taxes Collected		Local District School Taxes	
Municipal Clerk		1982 Payments in Lieu of Taxes		Regional & Consolidated School Tax	
Financial Administration	21,925.00	Delinquent Tax & Lien Collections		School Taxes in Municipal Budget	
Assessment of Taxes	25,800.00	Business Personalty Replacement Taxes		County Taxes	
Collection of Taxes	52,900.00	Taxes from Public Utilities		County Library Taxes	
Planning, Housing & Development	7,300.00	Other Miscellaneous Tax Revenues		Local Municipal Purpose Taxes	
Human Resources	6,000.00	State Aid Revenues		Veteran & Senior Citizen Taxes	
Elections	8,100.00	Federal Aid Revenues		Total Taxes for Rate Computation	
General Administration (other)	386,302.08	State and Local Fiscal Assistance Act Utilized		Special District Taxes	
<b>JUDICIARY</b>		Sole of Acquired Property		Bank Corp. Taxes	
Municipal Courts	41,500.00	Other Miscellaneous Revenues		Added and Omitted Taxes	
<b>PUBLIC SAFETY</b>		Total		Total Taxes Levied - ABSTRACT	
Fire Protection	89,536.59	Prior Years Surplus Appropriated		Total Taxes Billed	
Police Protection	968,629.96	REVENUES		1982 TAXES COLLECTED	
Civil Defense & Disaster Control	300.00	Reserve For Uncollected Taxes		1982 Taxes Cancelled, Abated or Adjusted	
Environmental Inspection & Control	45,241.10	CAPITAL OUTLAY		Transfer to Tax Title Liens or Foreclosed	
Other Public Safety		TOTAL		Balance Outstanding Dec. 31, 1982	
<b>PUBLIC WORKS</b>		Public Enterprises		PRIOR YEARS TAXES OUTSTANDING	
Streets and Drainage	245,502.20	Recreation—Culture		Balance January 1, 1982	
Sewers and Sewage Processing	2,565,172.99	Public Works		Collected in 1982	
Garbage and Trash Disposal	308,050.00	Buildings and Grounds		Cancelled, Abated or Adjusted 1982	
Public Buildings and Grounds	34,773.93	Library and Education		Transfers to Tax Title Liens or Foreclosed	
Other Public Works	81,600.00	Conservation		Balance December 31, 1982	
<b>HEALTH and WELFARE</b>		All Other		TAX TITLE LIENS OUTSTANDING	
Health Services Except Environmental	85,839.85	CAPITAL DEBT AUTHORIZED, DECEMBER 31, 1982		Balance January 1, 1982	
Welfare-Public Assistance	11,593.14	ISSUED AND UNISSUED		Transfer From Taxes	
Hospitals, Clinics, First Aid		GROSS DEBT		Redeemed in 1982	
Animal, Insect, & Radent Control		NET DEBT		Cancelled, Abated or Adjusted (1982)	
Other Welfare Services		School		Transfers to Foreclosed Property	
<b>RECREATION and CONSERVATION</b>		Self-liquidating		Balance December 31, 1982	
Beaches and Boardwalks		Other		PROPERTY ACQUIRED BY DEED OR	
Parks, Playgrounds, Shade Trees	3,600.00	Total		FORECLOSURE	
Land Reclamation & Conservation		ISSUED AND OUTSTANDING		Balance January 1, 1982	
Other Recreational Services	123,588.00	School		Transfers From Taxes or Liens	
<b>EDUCATION (excluding schools)</b>		Self-Liquidating		Sale for Cash (1982)	
Libraries	132,000.00	Other		Cancelled, Abated or Adjusted (1982)	
Other Educational Services		Total		Balance December 31, 1982	
<b>STATUTORY EXPENDITURES</b>		EQUALIZED VALUATION BASIS		CURRENT FINANCES DECEMBER 31, 1982	
Pensions & F. I. C. A.	271,127.32	FOR NET DEBT COMPUTATION		ASSETS	
Employee Fringe Benefits	70,460.00	REAL PROPERTY VALUATIONS		Cash Dec. 31, 1982	
Other Statutory Expenditures	15,000.00	Code Class # of Parcels % VAL'N		Taxes Receivable	
CETA And Other Public Employment Programs		ASSESSED VALUATION		Tax Title Liens	
<b>MUNICIPAL FUNCTIONS</b>		1 Vacant Land 185 1.97		Foreclosed Property	
CAPITAL IMPROVEMENTS	80,000.00	2 Residential 4414 68.19		Emergencies & Other Deferred Charges	
<b>DEBT SERVICE</b>		3 Farm 9 .17		State and Federal Aid Receivable	
Principal Payments	280,000.00	4a Commercial 193 13.07		Other Receivables	
Interest Payments	135,556.50	4b Industrial 66 12.94		Total	
<b>DEFERRED CHARGES</b>		4c Apartments 16 3.67		LIABILITIES, RESERVES, AND SURPLUS	
SCHOOL, COUNTY, SPECIAL DISTRICT TAXES	599,591.28	Total 4883		Cash Liabilities	
RESERVE FOR UNCOLLECTED TAXES	256,820.39	Land Area 2.50 Sq. Miles		Reserves for Receivables	
<b>EXPENDITURES</b>		Net Valuation Taxable-Municipal		Surplus Dec. 31, 1982	
TOTAL	13,849,333.66	Net Valuation Taxable-County		Total	
		State Equalized Valuation			
		State Equalization Ratio			

1703

Population 1980 1,290  
 Population 1982 1,281  
 S & P Rating  
 Moody Rating

General Tax Rate Per \$100.

1.92  
 State Equalized Tax Rate  
 2.14

## ELLSINBORO TOWNSHIP - SALEM COUNTY

## Form of Government:

## Township Committee

## Number of Members on Governing Body - 3

PER CAPITA.

Gross Debt 48.40  
 Net Debt  
 Debt Service  
 Total Tax Levy 343.94  
 Municipal Expenditures 150.75

PER CENT:

Gross Debt .32  
 Net Debt  
 Tax Levy Collected 93.61  
 Tax Levy Cancelled, Abated  
 or Adjusted

EXPENDITURES		REVENUES-REALIZED		1982 PROPERTY TAX	
GENERAL GOVERNMENT				STATE EQUALIZED TAX RATE $\rightarrow$ 1.36	
Governing Body & Public Boards		1982 Property Taxes Collected		Local District School Taxes	282,305.00
Municipal Clerk		1982 Payments in Lieu of Taxes		Regional & Consolidated School Tax	
Financial Administration	9,325.00	Delinquent Tax & Lien Collections		School Taxes in Municipal Budget	
Assessment of Taxes	3,425.00	Business Personalty Replacement Taxes		County Taxes	158,277.83
Collection of Taxes	5,375.00	Taxes from Public Utilities		County Library Taxes	
Planning, Housing & Development	750.00	Other Miscellaneous Tax Revenues		Local Municipal Purpose Taxes	
Human Resources		State Aid Revenues		Veteran & Senior Citizen Taxes	23,100.00
Elections		Federal Aid Revenues		Total Taxes for Rate Computation	463,682.83
General Administration (other)	26,900.00	State and Local Fiscal Assistance Act Utilized		Special District Taxes	
JUDICIARY		Sole of Acquired Property		Bank Corp. Taxes	
Municipal Courts	4,125.00	Other Miscellaneous Revenues		Added and Omitted Taxes	
PUBLIC SAFETY		Total		Total Taxes Levied - ABSTRACT	440,582.83
Fire Protection	9,500.00	Prior Years Surplus Appropriated		Total Taxes Billed	441,850.88
Police Protection	26,400.00	REVENUES TOTAL		1982 TAXES COLLECTED	413,602.36
Civil Defense & Disaster Control	700.00	Reserve For Uncollected Taxes		1982 Taxes Cancelled, Abated or Adjusted	
Environmental Inspection & Control	2,300.00	CAPITAL OUTLAY TOTAL		Transfer to Tax Title Liens or Foreclosed	
Other Public Safety				Balance Outstanding Dec. 31, 1982	28,248.52
PUBLIC WORKS				PRIOR YEARS TAXES OUTSTANDING	
Streets and Drainage	26,025.00	Public Enterprises		Balance January 1, 1982	27,873.68
Sewers and Sewage Processing		Recreation—Culture		Collected in 1982	27,056.56
Garbage and Trash Disposal	15,589.75	Public Works		Cancelled, Abated or Adjusted 1982	
Public Buildings and Grounds		Buildings and Grounds		Transfers to Tax Title Liens or Foreclosed	
Other Public Works		Library and Education		Balance December 31, 1982	817.12
HEALTH and WELFARE		Conservation		TAX TITLE LIENS OUTSTANDING	
Health Services Except Environmental	150.00	All Other		Balance January 1, 1982	6,232.93
Welfare-Public Assistance	1,800.00	CAPITAL DEBT AUTHORIZED, DECEMBER 31, 1982		Transfer From Taxes	
Hospitals, Clinics, First Aid	300.00	ISSUED AND UNISSUED GROSS DEBT		Redeemed in 1982	3,187.17
Animal, Insect, & Rodent Control		School 62,000		Cancelled, Abated or Adjusted (1982)	
Other Welfare Services		Self-liquidating		Transfers to Foreclosed Property	
RECREATION and CONSERVATION		Other		Balance December 31, 1982	3,045.76
Beaches and Boardwalks		Total 62,000		PROPERTY ACQUIRED BY DEED OR FORECLOSURE	
Parks, Playgrounds, Shade Trees		ISSUED AND OUTSTANDING		Balance January 1, 1982	1,800.00
Land Reclamation & Conservation		School 62,000.00		Transfers From Taxes or Liens	
Other Recreational Services		Self-Liquidating		Sale for Cash (1982)	
EDUCATION (excluding schools)		Other		Cancelled Abated or Adjusted (1982)	
Libraries		Total 62,000.00		Balance December 31, 1982	1,800.00
Other Educational Services		EQUALIZED VALUATION BASIS		CURRENT FINANCES DECEMBER 31, 1982	
STATUTORY EXPENDITURES		FOR NET DEBT COMPUTATION		ASSETS	
Pensions & F. I. C. A.	4,550.00	REAL PROPERTY VALUATIONS		Cash Dec. 31, 1982	270,987.46
Employee Fringe Benefits		Code Class # of Parcels % VAL'N		Taxes Receivable	29,065.64
Other Statutory Expenditures	250.00	ASSESSED VALUATION		Tax Title Liens	3,045.76
CETA And Other Public Employment Programs		1 Vacant Land 153 2.12		Foreclosed Property	1,800.00
MUNICIPAL FUNCTIONS TOTAL	137,464.75	2 Residential 508 78.83		Emergencies & Other Deferred Charges	1,610.75
CAPITAL IMPROVEMENTS *MEMO*	2,000.00	3 Farm 161 13.57		State and Federal Aid Receivable	
DEBT SERVICE		4a Commercial 11 5.49		Other Receivables	826.12
Principal Payments		4b Industrial		Total	307,335.73
Interest Payments		4c Apartments		LIABILITIES, RESERVES, AND SURPLUS	
DEFERRED CHARGES		Total 833		Cash Liabilities	158,425.50
SCHOOL, COUNTY, SPECIAL DISTRICT TAXES	440,582.83	Land Area 13.00 Sq. Miles		Reserves for Receivables	34,737.52
RESERVE FOR UNCOLLECTED TAXES	55,644.60	Net Valuation Taxable-Municipal		Surplus Dec. 31, 1982	114,172.71
EXPENDITURES TOTAL	633,692.18	Net Valuation Taxable-County		Total	307,335.73
		State Equalized Valuation			
		State Equalization Ratio			



0214

Population 1980 **7,793**  
 Population 1982 **7,737**  
 S & P Rating  
 Moody Rating **A1**

General Tax Rate Per \$100.

State Equalized Tax Rate **3.42**  
**2.41**

**EMERSON BOROUGH - BERGEN COUNTY****Form of Government:****Borough Council****Number of Members on Governing Body - 6****PER CAPITA:**

Gross Debt **235.18**  
 Net Debt **159.53**  
 Debt Service **21.19**  
 Total Tax Levy **760.03**  
 Municipal Expenditures **282.06**

**PER CENT:**

Gross Debt **.80**  
 Net Debt **.54**  
 Tax Levy Collected **96.45**  
 Tax Levy Cancelled, Abated  
 or Adjusted **.22**

EXPENDITURES		REVENUES-REALIZED		1982 PROPERTY TAX	
<b>GENERAL GOVERNMENT</b>				<b>STATE EQUALIZED TAX RATE</b>	
Governing Body & Public Boards		1982 Property Taxes Collected	<b>5,680,612.56</b>	Local District School Taxes	<b>1.66</b>
Municipal Clerk		1982 Payments in Lieu of Taxes		Regional & Consolidated School Tax	
Financial Administration	<b>15,280.00</b>	Delinquent Tax & Lien Collections	<b>163,086.56</b>	School Taxes in Municipal Budget	
Assessment of Taxes	<b>8,925.00</b>	Business Personality Replacement Taxes	<b>71,940.76</b>	County Taxes	<b>.36</b>
Collection of Taxes	<b>15,950.00</b>	Taxes from Public Utilities	<b>425,090.00</b>	County Library Taxes	
Planning, Housing & Development	<b>8,025.00</b>	Other Miscellaneous Tax Revenues		Local Municipal Purpose Taxes	<b>.38</b>
Human Resources		State Aid Revenues	<b>67,812.03</b>	Veteran & Senior Citizen Taxes	
Elections	<b>1,690.36</b>	Federal Aid Revenues		Total Taxes for Rate Computation	<b>2.40</b>
General Administration (other)	<b>257,950.64</b>	State and Local Fiscal Assistance Act Utilized	<b>48,537.00</b>	Special District Taxes	
<b>JUDICIARY</b>		Sale of Acquired Property	<b>25,000.00</b>	Bank Corp. Taxes	<b>7,304.85</b>
Municipal Courts	<b>13,650.00</b>	Other Miscellaneous Revenues	<b>376,938.84</b>	Added and Omitted Taxes	<b>43,605.89</b>
<b>PUBLIC SAFETY</b>		Total	<b>6,859,017.75</b>	Total Taxes Levied - ABSTRACT	<b>5,880,390.42</b>
Fire Protection	<b>54,875.00</b>	Prior Years Surplus Appropriated	<b>345,000.00</b>	Total Taxes Billed	<b>5,889,836.52</b>
Police Protection	<b>567,961.00</b>	<b>REVENUES TOTAL</b>	<b>7,204,017.75</b>	1982 TAXES COLLECTED	<b>5,680,612.56</b>
Civil Defense & Disaster Control	<b>5,600.00</b>	Reserve For Uncollected Taxes	<b>232,434.78</b>	1982 Taxes Cancelled, Abated or Adjusted	<b>12,671.10</b>
Environmental Inspection & Control	<b>9,225.00</b>	<b>CAPITAL OUTLAY TOTAL</b>	<b>157,369.29</b>	Transfer to Tax Title Liens or Foreclosed	<b>4,226.30</b>
Other Public Safety				Balance Outstanding Dec. 31, 1982	<b>192,326.56</b>
<b>PUBLIC WORKS</b>				<b>PRIOR YEARS TAXES OUTSTANDING</b>	
Streets and Drainage	<b>176,629.00</b>	Public Enterprises		Balance January 1, 1982	<b>165,920.67</b>
Sewers and Sewage Processing	<b>100.00</b>	Recreation—Culture	<b>1,311.83</b>	Collected in 1982	<b>162,879.35</b>
Garbage and Trash Disposal	<b>142,124.00</b>	Public Works	<b>133,062.26</b>	Cancelled, Abated or Adjusted 1982	
Public Buildings and Grounds	<b>38,228.00</b>	Buildings and Grounds	<b>22,995.20</b>	Transfers to Tax Title Liens or Foreclosed	<b>1,556.50</b>
Other Public Works	<b>116,995.00</b>	Library and Education		Balance December 31, 1982	<b>1,484.82</b>
<b>HEALTH and WELFARE</b>		Conservation		<b>TAX TITLE LIENS OUTSTANDING</b>	
Health Services Except Environmental	<b>28,600.00</b>	All Other		Balance January 1, 1982	<b>6,920.22</b>
Welfare-Public Assistance	<b>4,700.00</b>	<b>CAPITAL DEBT AUTHORIZED, DECEMBER 31, 1982</b>		Transfer From Taxes	<b>5,979.66</b>
Hospitals, Clinics, First Aid		<b>ISSUED AND UNISSUED GROSS DEBT NET DEBT</b>		Redeemed in 1982	<b>207.21</b>
Animal, Insect, & Rodent Control	<b>2,000.00</b>	School	<b>584,000</b>	Cancelled, Abated or Adjusted (1982)	
Other Welfare Services		Self-liquidating	<b>1,324</b>	Transfers to Foreclosed Property	
<b>RECREATION and CONSERVATION</b>		Other	<b>1,234,271</b>	Balance December 31, 1982	<b>12,692.67</b>
Beaches and Boardwalks		Total	<b>1,819,596</b>	<b>PROPERTY ACQUIRED BY DEED OR FORECLOSURE</b>	
Parks, Playgrounds, Shade Trees		<b>ISSUED AND OUTSTANDING</b>		Balance January 1, 1982	<b>19,500.00</b>
Land Reclamation & Conservation	<b>6,470.00</b>	School	<b>584,000.00</b>	Transfers From Taxes or Liens	
Other Recreational Services	<b>27,566.00</b>	Self-Liquidating		Sale for Cash (1982)	
<b>EDUCATION (excluding schools)</b>		Other	<b>1,157,950.00</b>	Cancelled, Abated or Adjusted (1982)	
Libraries	<b>57,867.38</b>	Total	<b>1,781,950.00</b>	Balance December 31, 1982	<b>19,500.00</b>
Other Educational Services		<b>EQUALIZED VALUATION BASIS</b>		<b>CURRENT FINANCES DECEMBER 31, 1982</b>	
<b>STATUTORY EXPENDITURES</b>		<b>FOR NET DEBT COMPUTATION</b>	<b>226,907,609</b>	<b>ASSETS</b>	
Pensions & F. I. C. A.	<b>119,680.62</b>	<b>REAL PROPERTY VALUATIONS</b>		Cash Dec. 31, 1982	<b>2,521,249.04</b>
Employee Fringe Benefits	<b>55,595.00</b>	Code Class # of Parcels % VAL'N		Taxes Receivable	<b>193,811.38</b>
Other Statutory Expenditures		1 Vacant Land 123 1.15	<b>1,562,000.00</b>	Tax Title Liens	<b>12,692.67</b>
<b>CETA And Other Public Employment Programs</b>		2 Residential 2118 81.74	<b>139,124,500.00</b>	Foreclosed Property	<b>19,500.00</b>
<b>MUNICIPAL FUNCTIONS TOTAL</b>	<b>1,775,687.00</b>	3 Farm 2 .04	<b>68,900.00</b>	Emergencies & Other Deferred Charges	<b>1,116.52</b>
<b>CAPITAL IMPROVEMENTS *MEMO*</b>	<b>48,650.00</b>	4a Commercial 93 16.45	<b>27,995,500.00</b>	State and Federal Aid Receivable	
<b>DEBT SERVICE</b>		4b Industrial 10 .62	<b>1,056,700.00</b>	Other Receivables	<b>43,463.89</b>
Principal Payments	<b>86,632.62</b>	4c Apartments		Total	<b>2,791,833.50</b>
Interest Payments	<b>77,343.60</b>	Total 2346	<b>170,207,600.00</b>	<b>LIABILITIES, RESERVES, AND SURPLUS</b>	
<b>DEFERRED CHARGES</b>	<b>10,184.94</b>	Land Area 2.20 Sq. Miles		Cash Liabilities	<b>2,185,911.75</b>
<b>SCHOOL, COUNTY, SPECIAL DISTRICT TAXES</b>	<b>4,896,610.06</b>	Net Valuation Taxable-Municipal	<b>170,942,416</b>	Reserves for Receivables	<b>269,467.94</b>
<b>RESERVE FOR UNCOLLECTED TAXES</b>	<b>232,434.78</b>	Net Valuation Taxable-County	<b>239,444,358</b>	Surplus Dec. 31, 1982	<b>336,453.81</b>
<b>EXPENDITURES TOTAL</b>	<b>7,078,893.00</b>	State Equalized Valuation	<b>242,232,546</b>	Total	<b>2,791,833.50</b>
		State Equalization Ratio	<b>70.48</b>		

0215

Population 1980 23,701  
 Population 1982 23,567  
 S & P Rating AAA  
 Moody Rating A

General Tax Rate Per \$100.

4.53

State Equalized Tax Rate

3.33

## ENGLEWOOD CITY - BERGEN COUNTY

## Form of Government:

## Special Charter - (CH 124 - 1978)

## Number of Members on Governing Body - 5

PER CAPITA

Gross Debt 960.64  
 Net Debt 767.90  
 Debt Service 99.87  
 Total Tax Levy 1,052.87  
 Municipal Expenditures 722.81

PER CENT:

Gross Debt 3.55  
 Net Debt 2.84  
 Tax Levy Collected 94.31  
 Tax Levy Cancelled, Abated or Adjusted .90

EXPENDITURES		REVENUES-REALIZED		1982 PROPERTY TAX	
GENERAL GOVERNMENT				STATE EQUALIZED TAX RATE	
Governing Body & Public Boards	12,750.00	1982 Property Taxes Collected	23,368,407.71	Local District School Taxes	1.37
Municipal Clerk	56,172.00	1982 Payments in Lieu of Taxes	125,130.50	Regional & Consolidated School Tax	
Financial Administration	152,266.00	Delinquent Tax & Lien Collections	965,621.78	School Taxes in Municipal Budget	.08
Assessment of Taxes	53,757.00	Business Personalty Replacement Taxes	648,290.56	County Taxes	.33
Collection of Taxes	55,659.00	Taxes from Public Utilities	1,839,050.00	County Library Taxes	
Planning, Housing & Development	50,290.00	Other Miscellaneous Tax Revenues		Local Municipal Purpose Taxes	1.54
Human Resources		State Aid Revenues	231,444.98	Veteran & Senior Citizen Taxes	
Elections		Federal Aid Revenues		Total Taxes for Rate Computation	3.32
General Administration (other)	1,991,444.00	State and Local Fiscal Assistance Act Utilized	369,269.19	Special District Taxes	
JUDICIARY		State and Local Fiscal Assistance Act Utilized		Bank Corp. Taxes	83,758.82
Municipal Courts	155,099.00	Sale of Acquired Property		Added and Omitted Taxes	151,298.16
PUBLIC SAFETY		Other Miscellaneous Revenues	1,188,285.12	Total Taxes Levied - ABSTRACT	24,813,103.06
Fire Protection	1,248,043.00	Total	28,735,499.84	Total Taxes Billed	24,779,013.28
Police Protection	2,733,342.60	Prior Years Surplus Appropriated	110,000.00	1982 TAXES COLLECTED	23,368,407.71
Civil Defense & Disaster Control	4,550.00	REVENUES TOTAL	28,845,499.84	1982 Taxes Cancelled, Abated or Adjusted	223,038.37
Environmental Inspection & Control	175,565.00	Reserve For Uncollected Taxes	1,208,227.63	Transfer to Tax Title Liens or Foreclosed	136,097.91
Other Public Safety		CAPITAL OUTLAY TOTAL	1,173,303.67	Balance Outstanding Dec. 31, 1982	1,051,469.29
PUBLIC WORKS				PRIOR YEARS TAXES OUTSTANDING	
Streets and Drainage	1,063,122.00	Public Enterprises	1,062.00	Balance January 1, 1982	856,128.79
Sewers and Sewage Processing	656,224.00	Recreation—Culture	30,643.94	Collected in 1982	867,964.75
Garbage and Trash Disposal	725,521.00	Public Works	746,010.50	Cancelled, Abated or Adjusted 1982	
Public Buildings and Grounds	570,109.00	Buildings and Grounds	38,813.71	Transfers to Tax Title Liens or Foreclosed	28,164.04
Other Public Works	98,601.00	Library and Education	356,773.52	Balance December 31, 1982	
HEALTH and WELFARE		Conservation		TAX TITLE LIENS OUTSTANDING	
Health Services Except Environmental	348,223.00	All Other		Balance January 1, 1982	233,205.64
Welfare-Public Assistance	111,364.00	CAPITAL DEBT AUTHORIZED, DECEMBER 31, 1982		Transfer From Taxes	171,188.30
Hospitals, Clinics, First Aid		ISSUED AND UNISSUED GROSS DEBT NET DEBT		Redeemed in 1982	97,657.03
Animal, Insect, & Rodent Control	28,736.00	School	4,542,450	Cancelled, Abated or Adjusted (1982)	
Other Welfare Services	31,720.00	Self-liquidating		Transfers to Foreclosed Property	
RECREATION and CONSERVATION		Other	18,096,997	Balance December 31, 1982	306,736.91
Beaches and Boardwalks		Total	22,639,447	PROPERTY ACQUIRED BY DEED OR FORECLOSURE	
Parks, Playgrounds, Shade Trees	226,637.00	ISSUED AND OUTSTANDING		Balance January 1, 1982	469,279.00
Land Reclamation & Conservation	18,541.00	School	4,457,000.00	Transfers From Taxes or Liens	
Other Recreational Services	214,867.00	Self-liquidating		Sale for Cash (1982)	
EDUCATION (excluding schools)		Other	16,737,313.00	Cancelled, Abated or Adjusted (1982)	
Libraries	491,894.00	Total	21,234,313.00	Balance December 31, 1982	469,279.00
Other Educational Services		EQUALIZED VALUATION BASIS FOR NET DEBT COMPUTATION	638,316,990	CURRENT FINANCES DECEMBER 31, 1982	
STATUTORY EXPENDITURES		REAL PROPERTY VALUATIONS		ASSETS	
Pensions & F. I. C. A.	1,352,000.00	Code Class # of Parcels % VAL'N ASSESSED VALUATION		Cash Dec. 31, 1982	5,871,328.43
Employee Fringe Benefits	312,000.00	1 Vacant Land 197 1.34	7,067,700.00	Taxes Receivable	1,051,469.29
Other Statutory Expenditures	69,440.00	2 Residential 5177 68.32	360,457,300.00	Tax Title Liens	306,736.91
CETA And Other Public Employment Programs		3 Farm		Foreclosed Property	469,279.00
MUNICIPAL FUNCTIONS TOTAL	13,047,936.60	4a Commercial 396 12.50	65,533,800.00	Emergencies & Other Deferred Charges	91,804.00
CAPITAL IMPROVEMENTS *MEMO*	60,000.00	4b Industrial 150 12.52	66,051,200.00	State and Federal Aid Receivable	20,125.75
DEBT SERVICE		4c Apartments 63 5.33	28,124,300.00	Other Receivables	175,412.71
Principal Payments	1,036,137.23	Total 5983	527,634,300.00	Total	7,986,156.09
Interest Payments	1,317,463.76	Land Area 4.90 Sq. Miles		LIABILITIES, RESERVES, AND SURPLUS	
TYPE I SCHL DEBT *MEMO	612,062.17	Net Valuation Taxable-Municipal	542,775,168	Cash Liabilities	5,218,533.52
DEFERRED CHARGES	424,627.46	Net Valuation Taxable-County	667,937,798	Reserves for Receivables	2,002,857.91
SCHOOL, COUNTY, SPECIAL DISTRICT TAXES	13,176,558.17	State Equalized Valuation	732,620,199	Surplus Dec. 31, 1982	764,724.66
RESERVE FOR UNCOLLECTED TAXES	1,208,227.63	State Equalization Ratio	73.54	Total	7,986,156.09
EXPENDITURES TOTAL	30,210,950.85				

1981/3000

\* ABOVE DEBT SERVICE INCLUDES TYPE I SCHOOL DEBT



0216

Population 1980 5,698  
 Population 1982 5,760  
 S & P Rating  
 Moody Rating AA

General Tax Rate Per \$100.

2.11  
 State Equalized Tax Rate  
 1.09

## ENGLEWOOD CLIFFS BORO. — BERGEN CO.

## Form of Government:

Borough Council

Number of Members on Governing Body — 6

## PER CAPITA:

Gross Debt 667.52  
 Net Debt 572.90  
 Debt Service 68.17  
 Total Tax Levy 1,140.25  
 Municipal Expenditures 557.60

## PER CENT:

Gross Debt .78  
 Net Debt .67  
 Tax Levy Collected 98.39  
 Tax Levy Cancelled, Abated or Adjusted .17

EXPENDITURES		REVENUES-REALIZED		1982 PROPERTY TAX	
GENERAL GOVERNMENT		1982 Property Taxes Collected		STATE EQUALIZED TAX RATE .49	
Governing Body & Public Boards	11,000.00	1982 Payments in Lieu of Taxes	6,460,336.46	Local District School Taxes	2,915,850.00
Municipal Clerk		Delinquent Tax & Lien Collections	54,738.55	Regional & Consolidated School Tax	
Financial Administration	12,300.00	Business Personalty Replacement Taxes	296,197.32	School Taxes in Municipal Budget	
Assessment of Taxes	21,138.00	Taxes from Public Utilities	524,508.00	County Taxes	1,815,791.30
Collection of Taxes	34,765.00	Other Miscellaneous Tax Revenues		County Library Taxes	
Planning, Housing & Development	16,025.00	State Aid Revenues	40,044.01	Local Municipal Purpose Taxes	1,771,124.87
Human Resources		Federal Aid Revenues		Veteran & Senior Citizen Taxes	30,800.00
Elections		State and Local Fiscal Assistance Act Utilized	44,923.00	Total Taxes for Rate Computation	6,533,566.17
General Administration (other)	263,390.00	Sale of Acquired Property		Special District Taxes	
JUDICIARY		Other Miscellaneous Revenues	350,591.61	Bank Corp. Taxes	21,463.11
Municipal Courts	24,611.00	Total	7,811,338.95	Added and Omitted Taxes	43,588.61
PUBLIC SAFETY		Prior Years Surplus Appropriated	250,000.00	Total Taxes Levied - ABSTRACT	6,567,817.89
Fire Protection	72,810.00	REVENUES TOTAL	8,061,338.55	Total Taxes Billed	6,565,732.11
Police Protection	886,760.00	Reserve For Uncollected Taxes	227,000.00	1982 TAXES COLLECTED	6,460,336.46
Civil Defense & Disaster Control	500.00	CAPITAL OUTLAY TOTAL	421,283.69	1982 Taxes Cancelled, Abated or Adjusted	11,324.24
Environmental Inspection & Control	18,280.00	Public Enterprises		Transfer to Tax Title Liens or Foreclosed	
Other Public Safety		Recreation—Culture		Balance Outstanding Dec. 31, 1982	94,071.41
PUBLIC WORKS		Public Works	352,770.34	PRIOR YEARS TAXES OUTSTANDING	
Streets and Drainage	363,197.00	Buildings and Grounds	68,513.35	Balance January 1, 1982	94,738.55
Sewers and Sewage Processing	231,198.00	Library and Education		Collected in 1982	94,738.55
Garbage and Trash Disposal	54,576.00	Conservation		Cancelled, Abated or Adjusted 1982	
Public Buildings and Grounds	33,000.00	All Other		Transfers to Tax Title Liens or Foreclosed	
Other Public Works	54,000.00			Balance December 31, 1982	
HEALTH and WELFARE				TAX TITLE LIENS OUTSTANDING	
Health Services Except Environmental	24,514.00			Balance January 1, 1982	
Welfare-Public Assistance	10,650.00			Transfer From Taxes	
Hospitals, Clinics, First Aid				Redeemed in 1982	
Animal, Insect, & Rodent Control	5,117.00			Cancelled, Abated or Adjusted (1982)	
Other Welfare Services				Transfers to Foreclosed Property	
RECREATION and CONSERVATION				Balance December 31, 1982	
Beaches and Boardwalks				PROPERTY ACQUIRED BY DEED OR	
Parks, Playgrounds, Shade Trees	61,440.00			FORECLOSURE	
Land Reclamation & Conservation				Balance January 1, 1982	39,528.00
Other Recreational Services	6,144.00			Transfers From Taxes or Liens	
EDUCATION (excluding schools)				Sale for Cash (1982)	
Libraries				Cancelled, Abated or Adjusted (1982)	
Other Educational Services	64,400.00			Balance December 31, 1982	39,528.00
STATUTORY EXPENDITURES				CURRENT FINANCES DECEMBER 31, 1982	
Pensions & F. I. C. A.	156,232.00			ASSETS	
Employee Fringe Benefits	63,775.00			Cash Dec. 31, 1982	1,164,553.17
Other Statutory Expenditures	10,100.00			Taxes Receivable	94,071.41
CETA And Other Public Employment Programs				Tax Title Liens	
MUNICIPAL FUNCTIONS TOTAL	2,579,922.00			Foreclosed Property	39,528.00
CAPITAL IMPROVEMENTS *MEMU*	100,000.00			Emergencies & Other Deferred Charges	
DEBT SERVICE				State and Federal Aid Receivable	7,535.76
Principal Payments	126,100.00			Other Receivables	1,690.95
Interest Payments	266,537.66			Total	1,307,379.29
DEFERRED CHARGES	12,205.00			LIABILITIES, RESERVES, AND SURPLUS	
SCHOOL, COUNTY, SPECIAL DISTRICT TAXES	4,731,641.30			Cash Liabilities	337,803.78
RESERVE FOR UNCOLLECTED TAXES	227,000.00			Reserves for Receivables	135,290.36
EXPENDITURES TOTAL	7,943,405.96			Surplus Dec. 31, 1982	834,285.15
				Total	1,307,379.29



Population 1980 976  
 Population 1982 972  
 S & P Rating  
 Moody Rating

General Tax Rate Per \$100. 2.17  
 State Equalized Tax Rate 2.62

# ENGLISHTOWN BORO. - MONMOUTH CO.

## Form of Government:

## Borough Council

## Number of Members on Governing Body - 6

## PER CAPITA:

Gross Debt 1,049.42  
 Net Debt 207.42  
 Debt Service  
 Total Tax Levy 546.46  
 Municipal Expenditures 276.52

## PER CENT:

Gross Debt 6.19  
 Net Debt 1.22  
 Tax Levy Collected 92.89  
 Tax Levy Cancelled, Abated or Adjusted 1.65

EXPENDITURES		REVENUES-REALIZED		1982 PROPERTY TAX	
GENERAL GOVERNMENT				STATE EQUALIZED TAX RATE	
Governing Body & Public Boards	2,000.00	1982 Property Taxes Collected 452,326.78		Local District School Taxes	
Municipal Clerk	9,000.00	1982 Payments in Lieu of Taxes		Regional & Consolidated School Tax 1.53	
Financial Administration	9,200.00	Delinquent Tax & Lien Collections 27,308.92		School Taxes in Municipal Budget	
Assessment of Taxes	2,130.00	Business Personalty Replacement Taxes 20,624.48		County Taxes .50	
Collection of Taxes	5,260.00	Taxes from Public Utilities 48,491.00		County Library Taxes .02	
Planning, Housing & Development	7,000.00	Other Miscellaneous Tax Revenues		Local Municipal Purpose Taxes .58	
Human Resources		State Aid Revenues 10,076.94		Veteran & Senior Citizen Taxes	
Elections	700.00	Federal Aid Revenues		Total Taxes for Rate Computation 2.63	
General Administration (other)	44,714.39	State and Local Fiscal Assistance Act Utilized 14,113.00		Special District Taxes	
JUDICIARY		Sale of Acquired Property		Bank Corp Taxes	
Municipal Courts	7,625.00	Other Miscellaneous Revenues		Added and Omitted Taxes	
PUBLIC SAFETY		Total 642,533.42		Total Taxes Levied - ABSTRACT	
Fire Protection	10,250.00	Prior Years Surplus Appropriated 30,000.00		Total Taxes Billed	
Police Protection	30,992.03	REVENUES TOTAL 672,533.42		1982 TAXES COLLECTED	
Civil Defense & Disaster Control		Reserve For Uncollected Taxes 57,095.35		1982 Taxes Cancelled, Abated or Adjusted	
Environmental Inspection & Control	6,000.00	CAPITAL OUTLAY TOTAL 38,505.14		Transfer to Tax Title Liens or Foreclosed	
Other Public Safety		Public Enterprises 37,099.08		Balance Outstanding Dec. 31, 1982	
PUBLIC WORKS		Recreation—Culture 146.64		PRIOR YEARS TAXES OUTSTANDING	
Streets and Drainage	15,650.00	Public Works 1,259.42		Balance January 1, 1982	
Sewers and Sewage Processing				Collected in 1982	
Garbage and Trash Disposal	18,000.00			Cancelled, Abated or Adjusted 1982	
Public Buildings and Grounds	17,600.00			Transfers to Tax Title Liens or Foreclosed	
Other Public Works	500.00			Balance December 31, 1982	
HEALTH and WELFARE				TAX TITLE LIENS OUTSTANDING	
Health Services Except Environmental				Balance January 1, 1982	
Welfare-Public Assistance	2,900.00			Transfer From Taxes	
Hospitals, Clinics, First Aid	500.00			Redeemed in 1982	
Animal, Insect, & Rodent Control	200.00			Cancelled, Abated or Adjusted (1982)	
Other Welfare Services				Transfers to Foreclosed Property	
RECREATION and CONSERVATION				Balance December 31, 1982	
Beaches and Boardwalks				PROPERTY ACQUIRED BY DEED OR FORECLOSURE	
Parks, Playgrounds, Shade Trees				Balance January 1, 1982	
Land Reclamation & Conservation				Transfers From Taxes or Liens	
Other Recreational Services	1,250.00			Sale for Cash (1982)	
EDUCATION (excluding schools)				Cancelled, Abated or Adjusted (1982)	
Libraries				Balance December 31, 1982	
Other Educational Services				CURRENT FINANCES DECEMBER 31, 1982	
STATUTORY EXPENDITURES				ASSETS	
Pensions & F. I. C. A.	9,000.00			Cash Dec. 31, 1982	
Employee Fringe Benefits	2,000.00			Tax Receivable	
Other Statutory Expenditures	2,500.00			Tax Title Liens	
CETA And Other Public Employment Programs				Foreclosed Property	
MUNICIPAL FUNCTIONS TOTAL	204,971.42			Emergencies & Other Deferred Charges	
CAPITAL IMPROVEMENTS *MEMO*	2,500.00			State and Federal Aid Receivable	
DEBT SERVICE				Other Receivables	
Principal Payments				Total	
Interest Payments				LIABILITIES, RESERVES, AND SURPLUS	
DEFERRED CHARGES	6,710.37			Cash Liabilities	
SCHOOL, COUNTY, SPECIAL DISTRICT TAXES	413,848.54			Reserves for Receivables	
RESERVE FOR UNCOLLECTED TAXES	57,095.35			Surplus Dec. 31, 1982	
EXPENDITURES TOTAL	662,625.68			Total	

0706

Population 1980 2,363  
 Population 1982 2,330  
 S & P Rating  
 Moody Rating

General Tax Rate Per \$100.

4.81  
 State Equalized Tax Rate  
 2.31

**ESSEX FELS TOWNSHIP – ESSEX COUNTY****Form of Government:****Borough Council****Number of Members on Governing Body – 6**

PER CAPITA:

Gross Debt 255.45  
 Net Debt 5.58  
 Debt Service  
 Total Tax Levy 1,407.11  
 Municipal Expenditures 499.04

PER CENT:

Gross Debt .47  
 Net Debt .01  
 Tax Levy Collected 96.71  
 Tax Levy Cancelled, Abated  
 or Adjusted

EXPENDITURES		REVENUES-REALIZED		1982 PROPERTY TAX	
<b>GENERAL GOVERNMENT</b>				<b>STATE EQUALIZED TAX RATE</b>	
Governing Body & Public Boards		1982 Property Taxes Collected	3,237,054.31	Local District School Taxes .44	624,167.00
Municipal Clerk		1982 Payments in Lieu of Taxes		Regional & Consolidated School Tax .61	863,096.26
Financial Administration	27,800.69	Delinquent Tax & Lien Collections	43,954.98	School Taxes in Municipal Budget	
Assessment of Taxes	6,840.00	Business Personalty Replacement Taxes	6,004.24	County Taxes	1,425,253.16
Collection of Taxes	4,491.46	Taxes from Public Utilities	155,869.00	County Library Taxes	
Planning, Housing & Development	5,400.00	Other Miscellaneous Tax Revenues		Local Municipal Purpose Taxes .26	361,496.41
Human Resources		State Aid Revenues	17,089.49	Veteran & Senior Citizen Taxes	9,675.00
Elections	800.00	Federal Aid Revenues		Total Taxes for Rate Computation 2.32	3,283,687.83
General Administration (other)	106,265.04	State and Local Fiscal Assistance Act Utilized	13,165.74	Special District Taxes	
<b>JUDICIARY</b>		Sale of Acquired Property		Bank Corp. Taxes	
Municipal Courts	13,071.00	Other Miscellaneous Revenues	321,416.41	Added and Omitted Taxes	4,562.29
<b>PUBLIC SAFETY</b>		Total	3,838,554.17	Total Taxes Levied - ABSTRACT	3,278,575.12
Fire Protection	38,343.75	Prior Years Surplus Appropriated	310,000.00	Total Taxes Billed	3,279,474.84
Police Protection	315,634.94	REVENUES TOTAL	4,148,554.17	1982 TAXES COLLECTED	3,237,054.31
Civil Defense & Disaster Control	150.00	Reserve For Uncollected Taxes	334,685.80	1982 Taxes Cancelled, Abated or Adjusted	
Environmental Inspection & Control	2,920.00			Transfer to Tax Title Liens or Foreclosed	
Other Public Safety		CAPITAL OUTLAY TOTAL	113,229.00	Balance Outstanding Dec. 31, 1982	42,420.53
<b>PUBLIC WORKS</b>				<b>PRIOR YEARS TAXES OUTSTANDING</b>	
Streets and Drainage	152,225.80	Public Enterprises		Balance January 1, 1982	43,954.98
Sewers and Sewage Processing	54,825.00	Recreation—Culture		Collected in 1982	43,954.98
Garbage and Trash Disposal		Public Works		Cancelled, Abated or Adjusted 1982	
Public Buildings and Grounds	15,844.92	Buildings and Grounds	113,229.00	Transfers to Tax Title Liens or Foreclosed	
Other Public Works		Library and Education		Balance December 31, 1982	
<b>HEALTH and WELFARE</b>		Conservation		<b>TAX TITLE LIENS OUTSTANDING</b>	
Health Services Except Environmental	4,839.00	All Other		Balance January 1, 1982	
Welfare-Public Assistance	2,475.00	CAPITAL DEBT AUTHORIZED, DECEMBER 31, 1982		Transfer From Taxes	
Hospitals, Clinics, First Aid		ISSUED AND UNISSUED		Redeemed in 1982	
Animal, Insect, & Rodent Control		School	582,205	Cancelled, Abated or Adjusted (1982)	
Other Welfare Services		Self-liquidating		Transfers to Foreclosed Property	
<b>RECREATION and CONSERVATION</b>		Other	13,000	Balance December 31, 1982	
Beaches and Boardwalks		Total	595,205	<b>PROPERTY ACQUIRED BY DEED OR</b>	
Parks, Playgrounds, Shade Trees	20,825.00			<b>FORECLOSURE</b>	
Land Reclamation & Conservation		ISSUED AND OUTSTANDING		Balance January 1, 1982	1,900.00
Other Recreational Services		School	582,205.44	Transfers From Taxes or Liens	
<b>EDUCATION (excluding schools)</b>		Self-Liquidating		Sale for Cash (1982)	
Libraries		Other		Cancelled, Abated or Adjusted (1982)	
Other Educational Services		Total	582,205.44	Balance December 31, 1982	1,900.00
<b>STATUTORY EXPENDITURES</b>		EQUALIZED VALUATION BASIS		<b>CURRENT FINANCES DECEMBER 31, 1982</b>	
Pensions & F. I. C. A.	54,226.64	FOR NET DEBT COMPUTATION	127,202,755	ASSETS	
Employee Fringe Benefits		REAL PROPERTY VALUATIONS		Cash Dec. 31, 1982	1,514,110.48
Other Statutory Expenditures	1,000.00	Code Class # of Parcels % VAL'N	ASSESSED VALUATION	Taxes Receivable	42,420.53
<b>CETA And Other Public Employment Programs</b>		1 Vacant Land 34 1.12	757,100.00	Tax Title Liens	
<b>MUNICIPAL FUNCTIONS</b>		2 Residential 725 96.37	65,374,600.00	Foreclosed Property	1,900.00
<b>CAPITAL IMPROVEMENTS</b>	<b>*MEMO*</b>	3 Farm		Emergencies & Other Deferred Charges	47.40
<b>DEBT SERVICE</b>		4a Commercial 6 2.51	1,704,600.00	State and Federal Aid Receivable	4,976.64
Principal Payments		4b Industrial		Other Receivables	174.18
Interest Payments		4c Apartments		Total	1,563,629.23
<b>DEFERRED CHARGES</b>		Total 765	67,836,300.00	<b>LIABILITIES, RESERVES, AND SURPLUS</b>	
SCHOOL, COUNTY, SPECIAL DISTRICT TAXES	99.50	Land Area 1.30 Sq. Miles		Cash Liabilities	983,710.00
RESERVE FOR UNCOLLECTED TAXES	2,912,516.42	Net Valuation Taxable-Municipal	68,085,500	Reserves for Receivables	44,491.74
<b>EXPENDITURES</b>		Net Valuation Taxable-County	127,467,465	Surplus Dec. 31, 1982	535,427.49
<b>TOTAL</b>	<b>4,075,279.96</b>	State Equalized Valuation	141,222,392	Total	1,563,629.23
		State Equalization Ratio	48.12		

0109  
Population 1980 848  
Population 1982 902  
S & P Rating  
Moody Rating

General Tax Rate Per \$100. 3.38  
State Equalized Tax Rate 1.76

**ESTELL MANOR CITY - ATLANTIC COUNTY**  
**Form of Government:**  
**Small Municipality Plan D (OMCL 50)**  
**Number of Members on Governing Body - 5**

PER CAPITA  
Gross Debt 256.10  
Net Debt  
Debt Service  
Total Tax Levy 683.65  
Municipal Expenditures 353.01  
PER CENT:  
Gross Debt .79  
Net Debt  
Tax Levy Collected 88.16  
Tax Levy Cancelled, Abated or Adjusted

EXPENDITURES		REVENUES-REALIZED		1982 PROPERTY TAX	
<b>GENERAL GOVERNMENT</b>				<b>STATE EQUALIZED TAX RATE</b>	
Governing Body & Public Boards		1982 Property Taxes Collected	544,931.03	Local District School Taxes	1.35 468,071.50
Municipal Clerk		1982 Payments in Lieu of Taxes		Regional & Consolidated School Tax	
Financial Administration	9,800.00	Delinquent Tax & Lien Collections	43,386.19	School Taxes in Municipal Budget	
Assessment of Taxes	15,100.00	Business Personality Replacement Taxes	7,679.48	County Taxes	.38 * 131,552.85
Collection of Taxes	15,800.00	Taxes from Public Utilities	152,525.00	County Library Taxes	.02 7,814.48
Planning, Housing & Development	19,165.00	Other Miscellaneous Tax Revenues		Local Municipal Purpose Taxes	
Human Resources		State Aid Revenues	12,835.51	Veteran & Senior Citizen Taxes	12,600.00
Elections		Federal Aid Revenues		Total Taxes for Rate Computation	1.75 620,038.83
General Administration (other)	52,825.00	State and Local Fiscal Assistance Act Utilized	10,527.77	Special District Taxes	
<b>JUDICIARY</b>		Sale of Acquired Property		Bank Corp Taxes	
Municipal Courts	6,430.00	Other Miscellaneous Revenues	75,110.70	Added and Omitted Taxes	9,212.34
<b>PUBLIC SAFETY</b>		Total	846,995.68	Total Taxes Levied - ABSTRACT	616,651.17
Fire Protection	7,700.00	Prior Years Surplus Appropriated	163,798.37	Total Taxes Billed	618,097.96
Police Protection	6,500.00	REVENUES TOTAL	1,010,794.05	1982 TAXES COLLECTED	544,931.03
Civil Defense & Disaster Control	2,150.00	Reserve For Uncollected Taxes	68,977.87	1982 Taxes Cancelled, Abated or Adjusted	
Environmental Inspection & Control	450.00			Transfer to Tax Title Liens or Foreclosed	17,336.02
Other Public Safety				Balance Outstanding Dec. 31, 1982	55,830.91
<b>PUBLIC WORKS</b>		<b>CAPITAL OUTLAY TOTAL</b>		<b>PRIOR YEARS TAXES OUTSTANDING</b>	
Streets and Drainage	62,227.77	Public Enterprises		Balance January 1, 1982	45,228.62
Sewers and Sewage Processing		Recreation—Culture		Collected in 1982	42,368.61
Garbage and Trash Disposal	11,000.00	Public Works		Cancelled, Abated or Adjusted 1982	
Public Buildings and Grounds	22,000.00	Buildings and Grounds		Transfers to Tax Title Liens or Foreclosed	2,860.01
Other Public Works		Library and Education		Balance December 31, 1982	
<b>HEALTH and WELFARE</b>		Conservation		<b>TAX TITLE LIENS OUTSTANDING</b>	
Health Services Except Environmental	875.00	All Other		Balance January 1, 1982	112,993.79
Welfare-Public Assistance	3,400.00			Transfer From Taxes	20,786.02
Hospitals, Clinics, First Aid		<b>CAPITAL DEBT AUTHORIZED, DECEMBER 31, 1982</b>		Redeemed in 1982	1,017.58
Animal, Insect, & Rodent Control	2,500.00	ISSUED AND UNISSUED		Cancelled, Abated or Adjusted (1982)	399.90
Other Welfare Services		School	231,000	Transfers to Foreclosed Property	
<b>RECREATION and CONSERVATION</b>		Self-liquidating		Balance December 31, 1982	132,362.33
Beaches and Boardwalks		Other		<b>PROPERTY ACQUIRED BY DEED OR FORECLOSURE</b>	
Parks, Playgrounds, Shade Trees		Total	231,000	Balance January 1, 1982	273,825.00
Land Reclamation & Conservation				Transfers From Taxes or Liens	
Other Recreational Services	1,450.00			Sale for Cash (1982)	
<b>EDUCATION (excluding schools)</b>		ISSUED AND OUTSTANDING		Cancelled Abated or Adjusted (1982)	
Libraries		School	231,000.00	Balance December 31, 1982	273,825.00
Other Educational Services		Self-Liquidating		<b>CURRENT FINANCES DECEMBER 31, 1982</b>	
<b>STATUTORY EXPENDITURES</b>		Other		<b>ASSETS</b>	
Pensions & F. I. C. A.	8,650.00	Total	231,000.00	Cash Dec. 31, 1982	598,126.01
Employee Fringe Benefits		<b>EQUALIZED VALUATION BASIS</b>		Taxes Receivable	55,830.91
Other Statutory Expenditures	1,415.00	<b>FOR NET DEBT COMPUTATION</b>	29,189.575	Tax Title Liens	132,362.33
CETA And Other Public Employment Programs		<b>REAL PROPERTY VALUATIONS</b>		Foreclosed Property	273,825.00
<b>MUNICIPAL FUNCTIONS TOTAL</b>	249,437.77	Code Class # of Parcels % VAL'N		Emergencies & Other Deferred Charges	2,500.00
<b>CAPITAL IMPROVEMENTS *MEMC*</b>	10,000.00	1 Vacant Land 1871 45.81	8,131,820.00	State and Federal Aid Receivable	
<b>DEBT SERVICE</b>		2 Residential 308 40.38	7,167,799.00	Other Receivables	4,305.07
Principal Payments		3 Farm 73 8.79	1,561,729.00	Total	1,066,949.32
Interest Payments		4a Commercial 15 3.20	568,380.00	<b>LIABILITIES, RESERVES, AND SURPLUS</b>	
		4b Industrial 5 1.30	230,810.00	Cash Liabilities	330,946.88
		4c Apartments 1 .51	51,180.00	Reserves for Receivables	466,323.31
		Total 2273	17,751,718.00	Surplus Dec. 31, 1982	269,679.13
<b>DEFERRED CHARGES</b>		Land Area 53.75 Sq. Miles		Total	1,066,949.32
SCHOOL, COUNTY, SPECIAL DISTRICT TAXES	607,438.83	Net Valuation Taxable-Municipal	18,014,364		
RESERVE FOR UNCOLLECTED TAXES	68,977.87	Net Valuation Taxable-County	29,386,141		
<b>EXPENDITURES TOTAL</b>	925,854.47	State Equalized Valuation	34,367,772		
		State Equalization Ratio	52.05		



0313

Population 1980 21,508

Population 1982 22,797

S &amp; P Rating

Moody Rating BAA1

General Tax Rate Per \$100.

2.45

State Equalized Tax Rate

2.20

## EVESHAM TOWNSHIP - BURLINGTON CO.

## Form of Government:

Council-Manager Plan B (OMCL 50)

Number of Members on Governing Body - 5

## PER CAPITA:

Gross Debt 598.80

Net Debt 255.45

Debt Service 28.20

Total Tax Levy 566.78

Municipal Expenditures 222.42

## PER CENT:

Gross Debt 2.80

Net Debt 1.19

Tax Levy Collected 95.64

Tax Levy Cancelled, Abated  
or Adjusted 1.23

EXPENDITURES		REVENUES-REALIZED		1982 PROPERTY TAX	
GENERAL GOVERNMENT		1982 Property Taxes Collected		STATE EQUALIZED TAX RATE	
Governing Body & Public Boards	18,960.00	12,344,529.25		Local District School Taxes	.84
Municipal Clerk	58,840.00	1982 Payments in Lieu of Taxes		Regional & Consolidated School Tax	.57
Financial Administration	128,036.25	Delinquent Tax & Lien Collections		School Taxes in Municipal Budget	
Assessment of Taxes	108,670.00	472,536.90		County Taxes	.57
Collection of Taxes	78,690.00	Business Personalty Replacement Taxes		County Library Taxes	.03
Planning, Housing & Development	165,199.06	100,223.12		Local Municipal Purpose Taxes	.19
Human Resources	4,616.00	Taxes from Public Utilities		Veteran & Senior Citizen Taxes	
Elections		1,640,219.00		Total Taxes for Rate Computation	2.20
General Administration (other)	588,615.00	Other Miscellaneous Tax Revenues		Special District Taxes	
JUDICIARY		State Aid Revenues		Bank Corp. Taxes	
Municipal Courts	38,175.00	137,732.39		Added and Omitted Taxes	
PUBLIC SAFETY		Federal Aid Revenues		Total Taxes Levied - ABSTRACT	
Fire Protection		State and Local Fiscal Assistance Act Utilized		Total Taxes Billed	
Police Protection	1,005,522.00	157,906.87		1982 TAXES COLLECTED	
Civil Defense & Disaster Control		Sole of Acquired Property		1982 Taxes Cancelled, Abated or Adjusted	
Environmental Inspection & Control		5,581.60		Transfer to Tax Title Liens or Foreclosed	
Other Public Safety	74,655.00	Other Miscellaneous Revenues		Balance Outstanding Dec. 31, 1982	
PUBLIC WORKS		1,075,484.36		PRIOR YEARS TAXES OUTSTANDING	
Streets and Drainage	634,101.51	Total		Balance January 1, 1982	
Sewers and Sewage Processing		15,974,213.49		Collected in 1982	
Gorbage and Trash Disposal	257,034.00	Prior Years Surplus Appropriated		Cancelled, Abated or Adjusted 1982	
Public Buildings and Grounds	58,786.00	1,178,200.00		Transfers to Tax Title Liens or Foreclosed	
Other Public Works	3,685.00	REVENUES TOTAL		Balance December 31, 1982	
HEALTH and WELFARE		17,152,413.49		TAX TITLE LIENS OUTSTANDING	
Health Services Except Environmental	4,165.00	Reserve For Uncollected Taxes		Balance January 1, 1982	
Welfare-Public Assistance	15,530.00	666,281.91		Transfer From Taxes	
Hospitals, Clinics, First Aid		CAPITAL OUTLAY TOTAL		Redeemed in 1982	
Animal, Insect, & Rodent Control		101,849.56		Cancelled, Abated or Adjusted (1982)	
Other Welfare Services		Public Enterprises		Transfers to Foreclosed Property	
RECREATION and CONSERVATION		14,031.00		Balance December 31, 1982	
Beaches and Boardwalks		Recreation-Culture		PROPERTY ACQUIRED BY DEED OR FORECLOSURE	
Parks, Playgrounds, Shode Trees	220.00	350.00		Balance January 1, 1982	
Land Reclamation & Conservation	1,070.00	Public Works		Transfers From Taxes or Liens	
Other Recreational Services	51,730.00	51,984.56		Sole for Cosh (1982)	
EDUCATION (excluding schools)		Buildings and Grounds		Cancelled, Abated or Adjusted (1982)	
Libraries	45,056.00	35,484.00		Balance December 31, 1982	
Other Educational Services		Library and Education		CURRENT FINANCES DECEMBER 31, 1982	
STATUTORY EXPENDITURES		Conservation		ASSETS	
Pensions & F. I. C. A.	291,762.61	All Other		Cosh Dec. 31, 1982	
Employee Fringe Benefits		CAPITAL DEBT AUTHORIZED, DECEMBER 31, 1982		Taxes Receivable	
Other Statutory Expenditures	16,800.00	ISSUED AND UNISSUED		Tax Title Liens	
CETA And Other Public Employment Programs		GROSS DEBT		Foreclosed Property	
MUNICIPAL FUNCTIONS TOTAL	3,689,918.43	7,662,607		Emergencies & Other Deferred Charges	
CAPITAL IMPROVEMENTS *MEMO*	50,000.00	NET DEBT		State and Federal Aid Receivable	
DEBT SERVICE		5,988,255		Other Receivables	
Principal Payments	375,000.00	Total		Total	
Interest Payments	267,875.50	13,650,862		LIABILITIES, RESERVES, AND SURPLUS	
DEFERRED CHARGES		ISSUED AND OUTSTANDING		Cosh Liabilities	
SCHOOL, COUNTY, SPECIAL DISTRICT TAXES	51,469.98	School		Reserves for Receivables	
RESERVE FOR UNCOLLECTED TAXES	11,591,852.51	Self-Liquidating		Surplus Dec. 31, 1982	
EXPENDITURES TOTAL	16,662,398.33	Other		Total	
		Total			
		EQUALIZED VALUATION BASIS			
		FOR NET DEBT COMPUTATION			
		REAL PROPERTY VALUATIONS			
		Code Class # of Parcels % VAL'N ASSESSED VALUATION			
		1 Vacant Land 2191 7.94 38,787,650.00			
		2 Residential 5909 71.21 347,712,800.00			
		3 Farm 283 1.52 7,408,400.00			
		4a Commercial 218 15.92 77,736,200.00			
		4b Industrial 3 .12 603,600.00			
		4c Apartments 8 3.28 16,035,000.00			
		Total 8612 488,263,650.00			
		Land Area 29.65 Sq. Miles			
		Net Valuation Taxable-Municipal			
		Net Valuation Taxable-County			
		State Equalized Valuation			
		State Equalization Ratio			

Population 1980 **34,842**  
 Population 1982 **34,655**  
 S & P Rating  
 Moody Rating **A**

General Tax Rate Per \$100.  
**8.94**  
 State Equalized Tax Rate  
**2.63**

**EWING TOWNSHIP – MERCER COUNTY**  
**Form of Government:**  
**Township Committee**  
**Number of Members on Governing Body – 5**

PER CAPITA:  
 Gross Debt **153.63**  
 Net Debt **115.89**  
 Debt Service **29.55**  
 Total Tax Levy **575.26**  
 Municipal Expenditures **296.76**

PER CENT:  
 Gross Debt **.79**  
 Net Debt **.60**  
 Tax Levy Collected **96.60**  
 Tax Levy Cancelled, Abated or Adjusted **.66**

EXPENDITURES		REVENUES-REALIZED		1982 PROPERTY TAX	
<b>GENERAL GOVERNMENT</b>				<b>STATE EQUALIZED TAX RATE</b> →	
Governing Body & Public Boards		1982 Property Taxes Collected	<b>19,235,003.61</b>	Local District School Taxes <b>1.59</b>	<b>12,003,254.50</b>
Municipal Clerk		1982 Payments in Lieu of Taxes		Regional & Consolidated School Tax	
Financial Administration	<b>22,550.00</b>	Delinquent Tax & Lien Collections	<b>589,978.28</b>	School Taxes in Municipal Budget	
Assessment of Taxes	<b>55,793.92</b>	Business Personalty Replacement Taxes	<b>1,268,157.60</b>	County Taxes <b>.77</b>	<b>5,814,136.16</b>
Collection of Taxes	<b>94,044.91</b>	Taxes from Public Utilities	<b>2,061,031.00</b>	County Library Taxes <b>.04</b>	<b>298,139.85</b>
Planning, Housing & Development	<b>36,954.87</b>	Other Miscellaneous Tax Revenues	<b>685,674.25</b>	Local Municipal Purpose Taxes <b>.22</b>	<b>1,661,888.85</b>
Human Resources	<b>6,800.00</b>	State Aid Revenues	<b>558,479.88</b>	Veteran & Senior Citizen Taxes	<b>364,550.00</b>
Elections	<b>8,359.65</b>	Federal Aid Revenues		Total Taxes for Rate Computation <b>2.62</b>	<b>20,141,969.36</b>
General Administration (other)	<b>568,108.43</b>	State and Local Fiscal Assistance Act Utilized	<b>237,074.27</b>	Special District Taxes	
<b>JUDICIARY</b>		Sale of Acquired Property		Bank Corp. Taxes	<b>22,971.98</b>
Municipal Courts	<b>81,234.01</b>	Other Miscellaneous Revenues	<b>2,376,372.05</b>	Added and Omitted Taxes	<b>135,333.65</b>
<b>PUBLIC SAFETY</b>		Total	<b>27,051,770.94</b>	Total Taxes Levied - ABSTRACT	<b>19,935,724.99</b>
Fire Protection	<b>344,156.01</b>	Prior Years Surplus Appropriated	<b>1,160,760.00</b>	Total Taxes Billed	<b>19,912,753.01</b>
Police Protection	<b>1,776,768.84</b>	REVENUES TOTAL	<b>28,212,530.94</b>	1982 TAXES COLLECTED	<b>19,235,003.61</b>
Civil Defense & Disaster Control	<b>6,912.00</b>	Reserve For Uncollected Taxes	<b>922,000.00</b>	1982 Taxes Cancelled, Abated or Adjusted	<b>130,495.06</b>
Environmental Inspection & Control	<b>76,876.23</b>	CAPITAL OUTLAY TOTAL	<b>753,981.84</b>	Transfer to Tax Title Liens or Foreclosed	<b>44,167.54</b>
Other Public Safety				Balance Outstanding Dec. 31, 1982	<b>503,086.80</b>
<b>PUBLIC WORKS</b>				<b>PRIOR YEARS TAXES OUTSTANDING</b>	
Streets and Drainage	<b>796,296.29</b>	Public Enterprises		Balance January 1, 1982	<b>475,375.84</b>
Sewers and Sewage Processing	<b>2,366,685.61</b>	Recreation—Culture	<b>18,969.00</b>	Collected in 1982	<b>449,369.72</b>
Garbage and Trash Disposal	<b>445,887.94</b>	Public Works	<b>645,643.20</b>	Cancelled, Abated or Adjusted 1982	
Public Buildings and Grounds	<b>174,410.77</b>	Buildings and Grounds	<b>89,369.64</b>	Transfers to Tax Title Liens or Foreclosed	<b>1,610.18</b>
Other Public Works		Library and Education		Balance December 31, 1982	<b>24,395.94</b>
<b>HEALTH and WELFARE</b>		Conservation		<b>TAX TITLE LIENS OUTSTANDING</b>	
Health Services Except Environmental	<b>102,738.81</b>	All Other		Balance January 1, 1982	<b>267,965.67</b>
Welfare-Public Assistance	<b>30,102.33</b>	CAPITAL DEBT AUTHORIZED, DECEMBER 31, 1982		Transfer From Taxes	<b>49,498.60</b>
Hospitals, Clinics, First Aid		ISSUED AND UNISSUED		Redeemed in 1982	<b>140,608.56</b>
Animal, Insect, & Rodent Control	<b>11,527.62</b>	School	<b>1,308,000</b>	Cancelled, Abated or Adjusted (1982)	
Other Welfare Services		Self-Liquidating		Transfers to Foreclosed Property	
<b>RECREATION and CONSERVATION</b>		Other	<b>4,016,101</b>	Balance December 31, 1982	<b>176,855.71</b>
Beaches and Boardwalks		Total	<b>5,324,101</b>	<b>PROPERTY ACQUIRED BY DEED OR FORECLOSURE</b>	
Parks, Playgrounds, Shade Trees	<b>323,241.61</b>	ISSUED AND OUTSTANDING		Balance January 1, 1982	<b>145,317.00</b>
Land Reclamation & Conservation	<b>800.00</b>	School	<b>1,008,000.00</b>	Transfers From Taxes or Liens	
Other Recreational Services	<b>82,511.65</b>	Self-Liquidating		Sale for Cash (1982)	
<b>EDUCATION (excluding schools)</b>		Other	<b>3,227,000.00</b>	Cancelled, Abated or Adjusted (1982)	
Libraries		Total	<b>4,235,000.00</b>	Balance December 31, 1982	<b>145,317.00</b>
Other Educational Services	<b>200.00</b>	EQUALIZED VALUATION BASIS		<b>CURRENT FINANCES DECEMBER 31, 1982</b>	
<b>STATUTORY EXPENDITURES</b>		FOR NET DEBT COMPUTATION	<b>674,178,787</b>	<b>ASSETS</b>	
Pensions & F. I. C. A.	<b>619,075.62</b>	REAL PROPERTY VALUATIONS		Cash Dec. 31, 1982	<b>1,343,498.22</b>
Employee Fringe Benefits	<b>207,458.30</b>	Code Class # of Parcels % VAL'N		Taxes Receivable	<b>527,482.74</b>
Other Statutory Expenditures	<b>16,500.00</b>	1 Vacant Land 979 1.57	<b>3,403,885.00</b>	Tax Title Liens	<b>176,855.71</b>
<b>CETA And Other Public Employment Programs</b>		2 Residential 9156 63.91	<b>138,544,928.00</b>	Foreclosed Property	<b>145,317.00</b>
<b>MUNICIPAL FUNCTIONS TOTAL</b>	<b>8,255,995.42</b>	3 Farm 17 .20	<b>430,820.00</b>	Emergencies & Other Deferred Charges	<b>28,541.25</b>
<b>CAPITAL IMPROVEMENTS *MEMO*</b>	<b>258,060.00</b>	4a Commercial 452 20.72	<b>44,511,740.00</b>	State and Federal Aid Receivable	<b>57,890.90</b>
<b>DEBT SERVICE</b>		4b Industrial 36 7.42	<b>16,093,750.00</b>	Other Receivables	<b>162,873.64</b>
Principal Payments	<b>688,600.00</b>	4c Apartments 15 6.17	<b>13,380,710.00</b>	Total	<b>2,442,459.46</b>
Interest Payments	<b>335,340.50</b>	Total 10655	<b>216,765,833.00</b>	<b>LIABILITIES, RESERVES, AND SURPLUS</b>	
<b>DEFERRED CHARGES</b>	<b>82,269.56</b>	Land Area 15.13 Sq. Miles		Cash Liabilities	<b>545,958.46</b>
<b>SCHOOL, COUNTY, SPECIAL DISTRICT TAXES</b>	<b>18,115,530.51</b>	Net Valuation Taxable-Municipal	<b>221,376,568</b>	Reserves for Receivables	<b>1,012,529.09</b>
<b>RESERVE FOR UNCOLLECTED TAXES</b>	<b>922,000.00</b>	Net Valuation Taxable-County	<b>708,883,873</b>	Surplus Dec. 31, 1982	<b>883,971.91</b>
<b>EXPENDITURES TOTAL</b>	<b>28,359,735.99</b>	State Equalized Valuation	<b>742,082,735</b>	Total	<b>2,442,459.46</b>
		State Equalization Ratio	<b>29.40</b>		



Population 1980 5,679  
 Population 1982 5,622  
 S & P Rating  
 Moody Rating

General Tax Rate Per \$100. 3.22  
 State Equalized Tax Rate 2.57

## FAIR HAVEN BOROUGH – MONMOUTH CO.

## Form of Government:

## Borough Council

## Number of Members on Governing Body – 6

## PER CAPITA:

Gross Debt 274.32  
 Net Debt 203.06  
 Debt Service 18.08  
 Total Tax Levy 815.12  
 Municipal Expenditures 241.51

## PER CENT:

Gross Debt .95  
 Net Debt .71  
 Tax Levy Collected 97.30  
 Tax Levy Cancelled, Abated or Adjusted

EXPENDITURES		REVENUES-REALIZED		1982 PROPERTY TAX	
GENERAL GOVERNMENT				STATE EQUALIZED TAX RATE →	
Governing Body & Public Boards		1982 Property Taxes Collected	4,451,282.70	Local District School Taxes .98	1,737,874.00
Municipal Clerk		1982 Payments in Lieu of Taxes		Regional & Consolidated School Tax .65	1,142,087.33
Financial Administration	6,600.00	Delinquent Tax & Lien Collections	100,524.12	School Taxes in Municipal Budget	
Assessment of Taxes	10,665.00	Business Personalty Replacement Taxes	24,922.36	County Taxes .50	881,746.54
Collection of Taxes	31,475.00	Taxes from Public Utilities	306,574.00	County Library Taxes .02	33,789.51
Planning, Housing & Development	3,015.00	Other Miscellaneous Tax Revenues		Local Municipal Purpose Taxes .42	750,477.24
Human Resources		State Aid Revenues	49,687.16	Veteran & Senior Citizen Taxes	51,550.00
Elections		Federal Aid Revenues		Total Taxes for Rate Computation 2.57	4,597,524.62
General Administration (other)	132,218.85	State and Local Fiscal Assistance Act Utilized	25,000.00	Special District Taxes	
JUDICIARY		Sale of Acquired Property		Bank Corp. Taxes	8,030.80
Municipal Courts	9,315.00	Other Miscellaneous Revenues	110,621.27	Added and Omitted Taxes	28,603.62
PUBLIC SAFETY		Total	5,068,611.61	Total Taxes Levied - ABSTRACT	4,582,609.04
Fire Protection	30,114.31	Prior Years Surplus Appropriated	116,000.00	Total Taxes Billed	4,574,578.24
Police Protection	324,805.00	REVENUES TOTAL	5,184,611.61	1982 TAXES COLLECTED	4,451,282.70
Civil Defense & Disaster Control	25.00	Reserve For Uncollected Taxes	114,098.00	1982 Taxes Cancelled, Abated or Adjusted	
Environmental Inspection & Control	12,400.00	CAPITAL OUTLAY TOTAL	54,019.70	Transfer to Tax Title Liens or Foreclosed	
Other Public Safety				Balance Outstanding Dec. 31, 1982	123,295.54
PUBLIC WORKS				PRIOR YEARS TAXES OUTSTANDING	
Streets and Drainage	155,309.35	Public Enterprises		Balance January 1, 1982	102,078.12
Sewers and Sewage Processing		Recreation—Culture		Collected in 1982	100,524.12
Garbage and Trash Disposal	92,950.00	Public Works	53,971.39	Cancelled, Abated or Adjusted 1982	
Public Buildings and Grounds	25,141.37	Buildings and Grounds	40,048.31	Transfers to Tax Title Liens or Foreclosed	
Other Public Works	43,225.73	Library and Education		Balance December 31, 1982	1,554.00
HEALTH and WELFARE		Conservation		TAX TITLE LIENS OUTSTANDING	
Health Services Except Environmental	11,580.00	All Other		Balance January 1, 1982	3,593.52
Welfare-Public Assistance	1,010.00	CAPITAL DEBT AUTHORIZED, DECEMBER 31, 1982		Transfer From Taxes	
Hospitals, Clinics, First Aid		ISSUED AND UNISSUED		Redeemed in 1982	
Animal, Insect, & Rodent Control		School	400,589	Cancelled, Abated or Adjusted (1982)	
Other Welfare Services		Self-liquidating		Transfers to Foreclosed Property	
RECREATION and CONSERVATION		Other	1,141,624	Balance December 31, 1982	3,593.52
Beaches and Boardwalks	6,958.00	Total	1,542,213	PROPERTY ACQUIRED BY DEED OR FORECLOSURE	
Parks, Playgrounds, Shade Trees	10.00	ISSUED AND OUTSTANDING		Balance January 1, 1982	11,200.00
Land Reclamation & Conservation	21,900.00	School	400,589.25	Transfers From Taxes or Liens	
Other Recreational Services		Self-Liquidating		Sale for Cash (1982)	
EDUCATION (excluding schools)		Other	579,000.00	Cancelled, Abated or Adjusted (1982)	
Libraries	20,107.00	Total	579,589.25	Balance December 31, 1982	11,200.00
Other Educational Services		EQUALIZED VALUATION BASIS		CURRENT FINANCES DECEMBER 31, 1982	
STATUTORY EXPENDITURES		FOR NET DEBT COMPUTATION	161,491,213	ASSETS	
Pensions & F. I. C. A.	106,955.00	REAL PROPERTY VALUATIONS		Cash Dec. 31, 1982	655,913.15
Employee Fringe Benefits	33,458.63	Code Class # of Parcels % VAL'N		Taxes Receivable	124,849.54
Other Statutory Expenditures	2,500.00	1 Vacant Land 70 1.03	1,444,200.00	Tax Title Liens	3,593.52
CETA And Other Public Employment Programs		2 Residential 1859 94.28	132,443,300.00	Foreclosed Property	11,200.00
MUNICIPAL FUNCTIONS TOTAL	1,121,738.24	3 Farm		Emergencies & Other Deferred Charges	14,542.79
CAPITAL IMPROVEMENTS *MEMO*		4a Commercial 55 4.69	6,553,900.00	State and Federal Aid Receivable	48,000.00
DEBT SERVICE		4b Industrial		Other Receivables	80,878.26
Principal Payments	69,000.00	4c Apartments		Total	938,977.26
Interest Payments	32,670.00	Total 1984	140,481,400.00	LIABILITIES, RESERVES, AND SURPLUS	
DEFERRED CHARGES	20,239.00	Land Area 1.55 Sq. Miles		Cash Liabilities	451,793.88
SCHOOL, COUNTY, SPECIAL DISTRICT TAXES	3,755,497.36	Net Valuation Taxable-Municipal	140,917,160	Reserves for Receivables	220,521.32
RESERVE FOR UNCOLLECTED TAXES	114,098.00	Net Valuation Taxable-County	164,705,895	Surplus Dec. 31, 1982	226,662.06
EXPENDITURES TOTAL	5,153,242.62	State Equalized Valuation	176,632,173	Total	938,977.26
		State Equalization Ratio	79.73		



0217

Population 1980 32,229  
 Population 1982 31,949  
 S & P Rating  
 Moody Rating

General Tax Rate Per \$100. 2.90  
 State Equalized Tax Rate 2.20

**FAIR LAWN BOROUGH – BERGEN COUNTY**  
**Form of Government:**  
**Council-Manager (1923)**  
**Number of Members on Governing Body – 5**

PER CAPITA:  
 Gross Debt 130.24  
 Net Debt 76.84  
 Debt Service 4.32  
 Total Tax Levy 713.62  
 Municipal Expenditures 311.27

PER CENT:  
 Gross Debt .43  
 Net Debt .26  
 Tax Levy Collected 98.46  
 Tax Levy Cancelled, Abated or Adjusted .64

EXPENDITURES		REVENUES-REALIZED		1982 PROPERTY TAX	
<b>GENERAL GOVERNMENT</b>				<b>STATE EQUALIZED TAX RATE</b>	
Governing Body & Public Boards				Local District School Taxes	1.38
Municipal Clerk				Regional & Consolidated School Tax	
Financial Administration	107,600.00	1982 Property Taxes Collected		School Taxes in Municipal Budget	
Assessment of Taxes	118,550.00	22,488,475.72		County Taxes	.36
Collection of Taxes	141,800.00	1982 Payments in Lieu of Taxes		County Library Taxes	
Planning, Housing & Development	21,326.00	Delinquent Tax & Lien Collections		Local Municipal Purpose Taxes	.46
Human Resources	12,438.00	158,826.67		Veteran & Senior Citizen Taxes	
Elections		Business Personalty Replacement Taxes		Total Taxes for Rate Computation	2.20
General Administration (other)	900,658.00	758,666.52		Special District Taxes	
<b>JUDICIARY</b>		Taxes from Public Utilities		Bank Corp. Taxes	
Municipal Courts	76,900.00	2,423,015.00		Added and Omitted Taxes	
<b>PUBLIC SAFETY</b>		Other Miscellaneous Tax Revenues		Total Taxes Levied - ABSTRACT	
Fire Protection	158,900.00	State Aid Revenues		Total Taxes Billed	
Police Protection	1,671,836.49	365,675.51		1982 TAXES COLLECTED	
Civil Defense & Disaster Control	18,050.00	Federal Aid Revenues		1982 Taxes Cancelled, Abated or Adjusted	
Environmental Inspection & Control	114,415.00	State and Local Fiscal Assistance Act Utilized		Transfer to Tax Title Liens or Foreclosed	
Other Public Safety		165,354.06		Balance Outstanding Dec. 31, 1982	
<b>PUBLIC WORKS</b>		Sole of Acquired Property		PRIOR YEARS TAXES OUTSTANDING	
Streets and Drainage	503,486.45	Other Miscellaneous Revenues		Balance January 1, 1982	
Sewers and Sewage Processing	949,580.00	854,491.20		Collected in 1982	
Gorbage and Trash Disposal	906,900.00	27,254,504.68		Cancelled, Abated or Adjusted 1982	
Public Buildings and Grounds	244,892.00	990,000.00		Transfers to Tax Title Liens or Foreclosed	
Other Public Works		28,244,504.68		Balance December 31, 1982	
<b>HEALTH and WELFARE</b>		Reserve For Uncollected Taxes		TAX TITLE LIENS OUTSTANDING	
Health Services Except Environmental	190,600.00	1,137,751.02		Balance January 1, 1982	
Welfare-Public Assistance	86,592.00	CAPITAL OUTLAY TOTAL		Transfer From Taxes	
Hospitals, Clinics, First Aid		1,127,228.19		Redeemed in 1982	
Animal, Insect, & Rodent Control				Cancelled, Abated or Adjusted (1982) *	
Other Welfare Services	6,500.00			Transfers to Foreclosed Property	
<b>RECREATION and CONSERVATION</b>				Balance December 31, 1982	
Beaches and Boardwalks	2,356.06			PROPERTY ACQUIRED BY DEED OR FORECLOSURE	
Parks, Playgrounds, Shade Trees	421,900.00			Balance January 1, 1982	
Land Reclamation & Conservation				Transfers From Taxes or Liens	
Other Recreational Services	316,400.00			Sole for Cosh (1982)	
<b>EDUCATION (excluding schools)</b>				Cancelled, Abated or Adjusted (1982)	
Libraries	671,100.00			Balance December 31, 1982	
Other Educational Services				CURRENT FINANCES DECEMBER 31, 1982	
<b>STATUTORY EXPENDITURES</b>				ASSETS	
Pensions & F. I. C. A.	604,304.00			Cosh Dec. 31, 1982	
Employee Fringe Benefits	271,900.00			Taxes Receivable	
Other Statutory Expenditures				Tax Title Liens	
<b>CETA And Other Public Employment Programs</b>				Foreclosed Property	
<b>MUNICIPAL FUNCTIONS</b>				Emergencies & Other Deferred Charges	
<b>CAPITAL IMPROVEMENTS</b>				State and Federal Aid Receivable	
<b>DEBT SERVICE</b>				Other Receivables	
Principal Payments	50,000.00			Total	
Interest Payments	48,001.39			LIABILITIES, RESERVES, AND SURPLUS	
<b>DEFERRED CHARGES</b>				Cosh Liabilities	
SCHOOL, COUNTY, SPECIAL DISTRICT TAXES	109,900.00			Reserves for Receivables	
RESERVE FOR UNCOLLECTED TAXES	18,021,259.46			Surplus Dec. 31, 1982	
<b>EXPENDITURES</b>				Total	
TOTAL	27,965,895.87				

## 0605

Population 1980 5,693  
 Population 1982 5,736  
 S & P Rating  
 Moody Rating AA

General Tax Rate Per \$100.

4.09  
 State Equalized Tax Rate  
 2.30

## FAIRFIELD TOWNSHIP - CUMBERLAND CO.

## Form of Government:

## Township Committee

## Number of Members on Governing Body - 3

## PER CAPITA:

Gross Debt 308.13  
 Net Debt  
 Debt Service  
 Total Tax Levy 218.30  
 Municipal Expenditures 167.83

## PER CENT:

Gross Debt 3.73  
 Net Debt  
 Tax Levy Collected 80.86  
 Tax Levy Cancelled, Abated or Adjusted

EXPENDITURES		REVENUES-REALIZED		1982 PROPERTY TAX	
GENERAL GOVERNMENT		1982 Property Taxes Collected		STATE EQUALIZED TAX RATE →	
Governing Body & Public Boards		1982 Payments in Lieu of Taxes	1,011,860.65	Local District School Taxes .87	472,140.00
Municipal Clerk		Delinquent Tax & Lien Collections	314,261.74	Regional & Consolidated School Tax .47	256,381.98
Financial Administration	15,000.00	Business Personalty Replacement Taxes	20,645.12	School Taxes in Municipal Budget	
Assessment of Taxes	12,300.00	Taxes from Public Utilities	234,939.00	County Taxes .96 *	518,235.77
Collection of Taxes	16,600.00	Other Miscellaneous Tax Revenues		County Library Taxes	
Planning, Housing & Development	6,150.00	State Aid Revenues	36,437.35	Local Municipal Purpose Taxes	
Human Resources		Federal Aid Revenues		Veteron & Senior Citizen Taxes	54,125.00
Elections	3,000.00	State and Local Fiscal Assistance Act Utilized	75,627.31	Total Taxes for Rate Computation 2.30	1,300,882.75
General Administration (other)	135,400.00	Sole of Acquired Property		Special District Taxes	
JUDICIARY		Other Miscellaneous Revenues		Bank Corp. Taxes	786.34
Municipal Courts	20,800.00	Total	2,032,165.68	Added and Omitted Taxes	4,617.00
PUBLIC SAFETY		Prior Years Surplus Appropriated	322,936.48	Total Taxes Levied - ABSTRACT	1,252,161.09
Fire Protection	32,000.00	REVENUES TOTAL	2,355,102.16	Total Taxes Billed	1,251,374.75
Police Protection	127,400.00	Reserve For Uncollected Taxes	333,866.53	1982 TAXES COLLECTED	1,011,860.65
Civil Defense & Disaster Control	500.00			1982 Taxes Cancelled, Abated or Adjusted	
Environmental Inspection & Control	7,100.00			Transfer to Tax Title Liens or Foreclosed	
Other Public Safety				Balance Outstanding Dec. 31, 1982	239,514.06
PUBLIC WORKS		CAPITAL OUTLAY TOTAL		PRIOR YEARS TAXES OUTSTANDING	
Streets and Drainage	108,000.00	Public Enterprises		Balance January 1, 1982	253,975.53
Sewers and Sewage Processing		Recreation—Culture		Collected in 1982	244,309.26
Gorbage and Trash Disposal	23,090.00	Public Works		Cancelled, Abated or Adjusted 1982	
Public Buildings and Grounds	15,500.00	Buildings and Grounds		Transfers to Tax Title Liens or Foreclosed	
Other Public Works	35,705.00	Library and Education		Balance December 31, 1982	9,666.27
HEALTH and WELFARE		Conservation		TAX TITLE LIENS OUTSTANDING	
Health Services Except Environmental	300.00	All Other		Balance January 1, 1982	79,946.34
Welfare-Public Assistance	8,500.00			Transfer From Taxes	
Hospitals, Clinics, First Aid		CAPITAL DEBT AUTHORIZED, DECEMBER 31, 1982		Redeemed in 1982	69,952.48
Animal, Insect, & Rodent Control	4,000.00	ISSUED AND UNISSUED GROSS DEBT NET DEBT		Cancelled, Abated or Adjusted (1982)	
Other Welfare Services		School 1,767,432		Transfers to Foreclosed Property	
RECREATION and CONSERVATION		Self-liquidating		Balance December 31, 1982	9,993.86
Beaches and Boardwalks		Other		PROPERTY ACQUIRED BY DEED OR FORECLOSURE	
Parks, Playgrounds, Shade Trees	4,500.00	Total 1,767,432		Balance January 1, 1982	107,600.00
Land Reclamation & Conservation	500.00			Transfers From Taxes or Liens	
Other Recreational Services		ISSUED AND OUTSTANDING		Sale for Cash (1982)	
EDUCATION (excluding schools)		School 1,767,432.79		Cancelled, Abated or Adjusted (1982)	
Libraries		Self-Liquidating		Balance December 31, 1982	107,600.00
Other Educational Services		Other		CURRENT FINANCES DECEMBER 31, 1982	
STATUTORY EXPENDITURES		Total 1,767,432.79		ASSETS	
Pensions & F. I. C. A.	22,500.00	EQUALIZED VALUATION BASIS		Cash Dec. 31, 1982	1,489,360.24
Employee Fringe Benefits	20,000.00	FOR NET DEBT COMPUTATION	47,430,363	Taxes Receivable	249,180.33
Other Statutory Expenditures	2,000.00	REAL PROPERTY VALUATIONS		Tax Title Liens	9,993.86
CETA and Other Public Employment Programs		Code Class # of Parcels % VAL'N ASSESSED VALUATION		Foreclosed Property	107,600.00
MUNICIPAL FUNCTIONS TOTAL	620,845.00	1 Vacant Land 920 5.65 1,686,100.00		Emergencies & Other Deferred Charges	4,161.46
CAPITAL IMPROVEMENTS *MEMO*	100,000.00	2 Residential 1374 73.81 22,046,600.00		State and Federal Aid Receivable	19,518.36
DEBT SERVICE		3 Farm 280 11.35 3,389,800.00		Other Receivables	10,246.08
Principal Payments		4a Commercial 60 9.19 2,744,900.00		Total	1,890,060.33
Interest Payments		4b Industrial		LIABILITIES, RESERVES, AND SURPLUS	
DEFERRED CHARGES	7,961.22	4c Apartments		Cash Liabilities	440,356.89
SCHOOL, COUNTY, SPECIAL DISTRICT TAXES	1,246,757.75	Total 2634 29,867,400.00		Reserves for Receivables	377,020.27
RESERVE FOR UNCOLLECTED TAXES	333,866.53	Land Area 43.40 Sq. Miles		Surplus Dec. 31, 1982	1,072,683.17
EXPENDITURES TOTAL	2,209,430.50	Net Valuation Taxable-Municipal	30,487,391	Total	1,890,060.33
		Net Valuation Taxable-County	48,603,409		
		State Equalized Valuation	53,662,326		
		State Equalization Ratio	56.31		



Population 1980 7,987  
 Population 1982 8,079  
 S & P Rating  
 Moody Rating

General Tax Rate Per \$100.

3.41  
 State Equalized Tax Rate  
 2.53

## FAIRFIELD TOWNSHIP – ESSEX COUNTY

## Form of Government:

Small Municipality Plan C (OMCL 50)

Number of Members on Governing Body – 5

## PER CAPITA:

Gross Debt 1,820.80  
 Net Debt 1,034.84  
 Debt Service 91.09  
 Total Tax Levy 1,517.63  
 Municipal Expenditures 635.05

## PER CENT

Gross Debt 3.40  
 Net Debt 1.93  
 Tax Levy Collected 98.47  
 Tax Levy Cancelled, Abated or Adjusted .01

EXPENDITURES		REVENUES-REALIZED		1982 PROPERTY TAX	
<b>GENERAL GOVERNMENT</b>				STATE EQUALIZED TAX RATE	
Governing Body & Public Boards		1982 Property Taxes Collected	12,071,172.99	Local District School Taxes .44	2,112,633.18
Municipal Clerk		1982 Payments in Lieu of Taxes		Regional & Consolidated School Tax .67	3,226,023.45
Financial Administration	83,450.00	Delinquent Tax & Lien Collections	317,073.93	School Taxes in Municipal Budget	
Assessment of Taxes	35,000.00	Business Personalty Replacement Taxes	507,852.00	County Taxes 1.14	5,478,524.53
Collection of Taxes	60,600.00	Taxes from Public Utilities	748,049.00	County Library Taxes	
Planning, Housing & Development	45,400.00	Other Miscellaneous Tax Revenues		Local Municipal Purpose Taxes .27	1,286,210.38
Human Resources	9,500.00	State Aid Revenues	50,990.44	Veteran & Senior Citizen Taxes	62,075.00
Elections	2,000.00	Federal Aid Revenues		Total Taxes for Rate Computation 2.52	12,165,466.54
General Administration (other)	513,140.00	State and Local Fiscal Assistance Act Utilized	317,587.00	Special District Taxes	
<b>JUDICIARY</b>		Sale of Acquired Property		Bank Corp. Taxes	26,225.13
Municipal Courts	53,030.00	Other Miscellaneous Revenues	927,851.40	Added and Omitted Taxes	131,296.94
<b>PUBLIC SAFETY</b>		Total	14,940,576.76	Total Taxes Levied - ABSTRACT	12,260,913.61
Fire Protection	78,100.00	Prior Years Surplus Appropriated	1,348,000.00	Total Taxes Billed	12,258,269.71
Police Protection	833,950.00	REVENUES TOTAL	16,288,576.76	1982 TAXES COLLECTED	12,071,172.99
Civil Defense & Disaster Control	10,550.00	Reserve For Uncollected Taxes	528,812.94	1982 Taxes Cancelled, Abated or Adjusted	1,548.14
Environmental Inspection & Control	32,120.00	CAPITAL OUTLAY TOTAL	1,318,211.46	Transfer to Tax Title Liens or Foreclosed	4,007.90
Other Public Safety				Balance Outstanding Dec. 31, 1982	181,540.68
<b>PUBLIC WORKS</b>				<b>PRIOR YEARS TAXES OUTSTANDING</b>	
Streets and Drainage	369,350.00	Public Enterprises	293,033.47	Balance January 1, 1982	338,367.83
Sewers and Sewage Processing	786,846.33	Recreation—Culture	634,773.54	Collected in 1982	317,073.93
Garbage and Trash Disposal	227,587.00	Public Works	231,347.30	Cancelled, Abated or Adjusted 1982	5.81
Public Buildings and Grounds	45,300.00	Buildings and Grounds	159,057.15	Transfers to Tax Title Liens or Foreclosed	
Other Public Works	69,850.00	Library and Education		Balance December 31, 1982	21,288.09
<b>HEALTH and WELFARE</b>		Conservation		<b>TAX TITLE LIENS OUTSTANDING</b>	
Health Services Except Environmental	34,675.00	All Other		Balance January 1, 1982	36,827.23
Welfare-Public Assistance	6,542.00	CAPITAL DEBT AUTHORIZED, DECEMBER 31, 1982		Transfer From Taxes	4,007.90
Hospitals, Clinics, First Aid		ISSUED AND UNISSUED		Redeemed in 1982	
Animal, Insect, & Rodent Control		School	2,201,659	Cancelled, Abated or Adjusted (1982)	
Other Welfare Services		Self-liquidating	7,875,279	Transfers to Foreclosed Property	
<b>RECREATION and CONSERVATION</b>		Other	4,633,331	Balance December 31, 1982	40,835.13
Beaches and Boardwalks		Total	14,710,270	<b>PROPERTY ACQUIRED BY DEED OR FORECLOSURE</b>	
Parks, Playgrounds, Shade Trees	132,910.00	ISSUED AND OUTSTANDING		Balance January 1, 1982	585,538.00
Land Reclamation & Conservation		School	2,201,659.41	Transfers From Taxes or Liens	
Other Recreational Services	3,250.00	Self-liquidating	7,749,900.00	Sale for Cash (1982)	
<b>EDUCATION (excluding schools)</b>		Other	4,370,400.00	Cancelled, Abated or Adjusted (1982)	
Libraries	119,000.00	Total	14,321,959.41	Balance December 31, 1982	585,538.00
Other Educational Services		EQUALIZED VALUATION BASIS		<b>CURRENT FINANCES DECEMBER 31, 1982</b>	
<b>STATUTORY EXPENDITURES</b>		FOR NET DEBT COMPUTATION	432,306,037	ASSETS	
Pensions & F. I. C. A.	193,900.00	REAL PROPERTY VALUATIONS		Cash Dec. 31, 1982	2,779,585.80
Employee Fringe Benefits	107,250.00	Code Class # of Parcels % VAL'N	ASSESSED VALUATION	Taxes Receivable	202,828.77
Other Statutory Expenditures	12,500.00	1 Vacant Land 418 3.45	12,025,400.00	Tax Title Liens	40,835.13
CETA And Other Public Employment Programs		2 Residential 2152 35.55	123,756,200.00	Foreclosed Property	585,538.00
<b>MUNICIPAL FUNCTIONS TOTAL</b>	3,865,800.33	3 Farm 22 .16	568,100.00	Emergencies & Other Deferred Charges	
<b>CAPITAL IMPROVEMENTS *MEMO*</b>		4a Commercial 189 17.76	61,832,900.00	State and Federal Aid Receivable	3,674.05
<b>DEBT SERVICE</b>		4b Industrial 252 43.08	149,970,500.00	Other Receivables	1,427.09
Principal Payments	506,800.00	4c Apartments		Total	3,613,888.84
Interest Payments	229,138.09	Total 3033	348,153,100.00	<b>LIABILITIES, RESERVES, AND SURPLUS</b>	
<b>DEFERRED CHARGES</b>		Land Area 10.58 Sq. Miles		Cash Liabilities	1,513,615.26
SCHOOL, COUNTY, SPECIAL DISTRICT TAXES	10,817,181.16	Net Valuation Taxable-Municipal	355,629,700	Reserves for Receivables	830,628.99
RESERVE FOR UNCOLLECTED TAXES	528,812.94	Net Valuation Taxable-County	485,869,997	Surplus Dec. 31, 1982	1,269,644.55
<b>EXPENDITURES TOTAL</b>	15,947,732.52	State Equalized Valuation	476,432,823	Total	3,613,888.84
		State Equalization Ratio	74.24		



0218

Population 1980 **10,519**  
 Population 1982 **10,510**

S & P Rating  
 Moody Rating **A**

General Tax Rate Per \$100.

State Equalized Tax Rate **3.01**  
**2.29**

**FAIRVIEW BOROUGH – BERGEN COUNTY****Form of Government:****Borough Council****Number of Members on Governing Body – 6**

PER CAPITA:

Gross Debt **184.74**  
 Net Debt **169.71**  
 Debt Service **41.13**  
 Total Tax Levy **502.09**  
 Municipal Expenditures **333.30**

PER CENT:

Gross Debt **.93**  
 Net Debt **.85**  
 Tax Levy Collected **96.59**  
 Tax Levy Cancelled, Abated  
 or Adjusted **.08**

EXPENDITURES		REVENUES-REALIZED		1982 PROPERTY TAX	
<b>GENERAL GOVERNMENT</b>				<b>STATE EQUALIZED TAX RATE</b> <span style="float:right">↓</span>	
Governing Body & Public Boards		1982 Property Taxes Collected	<b>5,099,979.36</b>	Local District School Taxes <b>1.16</b>	<b>2,664,399.00</b>
Municipal Clerk		1982 Payments in Lieu of Taxes	<b>59,049.40</b>	Regional & Consolidated School Tax	
Financial Administration	<b>16,457.00</b>	Delinquent Tax & Lien Collections	<b>168,890.07</b>	School Taxes in Municipal Budget	
Assessment of Taxes	<b>22,596.00</b>	Business Personalty Replacement Taxes	<b>212,946.84</b>	County Taxes <b>.35</b>	<b>802,881.68</b>
Collection of Taxes	<b>79,158.00</b>	Taxes from Public Utilities	<b>486,449.00</b>	County Library Taxes	
Planning, Housing & Development	<b>5,550.00</b>	Other Miscellaneous Tax Revenues		Local Municipal Purpose Taxes <b>.77</b>	<b>1,772,550.00</b>
Human Resources		State Aid Revenues	<b>130,905.68</b>	Veteran & Senior Citizen Taxes	<b>136,350.00</b>
Elections		Federal Aid Revenues		Total Taxes for Rate Computation <b>2.28</b>	<b>5,376,180.68</b>
General Administration (other)	<b>500,142.00</b>	State and Local Fiscal Assistance Act Utilized	<b>144,731.95</b>	Special District Taxes	
<b>JUDICIARY</b>		Sale of Acquired Property		Bank Corp. Taxes	<b>5,566.76</b>
Municipal Courts	<b>27,147.00</b>	Other Miscellaneous Revenues	<b>319,287.56</b>	Added and Omitted Taxes	<b>31,587.95</b>
<b>PUBLIC SAFETY</b>		Total	<b>6,622,239.86</b>	Total Taxes Levied - ABSTRACT	<b>5,276,985.39</b>
Fire Protection	<b>93,719.50</b>	Prior Years Surplus Appropriated	<b>438,000.00</b>	Total Taxes Billed	<b>5,280,142.10</b>
Police Protection	<b>742,035.25</b>	REVENUES TOTAL	<b>7,060,239.86</b>	1982 TAXES COLLECTED	<b>5,099,979.36</b>
Civil Defense & Disaster Control		Reserve For Uncollected Taxes	<b>236,757.00</b>	1982 Taxes Cancelled, Abated or Adjusted	<b>4,385.57</b>
Environmental Inspection & Control	<b>35,164.00</b>	CAPITAL OUTLAY TOTAL	<b>576,433.28</b>	Transfer to Tax Title Liens or Foreclosed	<b>1,613.36</b>
Other Public Safety		Public Enterprises		Balance Outstanding Dec. 31, 1982	<b>174,163.81</b>
<b>PUBLIC WORKS</b>		Recreation—Culture		<b>PRIOR YEARS TAXES OUTSTANDING</b>	
Streets and Drainage	<b>297,525.95</b>	Public Works	<b>574,724.66</b>	Balance January 1, 1982	<b>128,813.49</b>
Sewers and Sewage Processing	<b>261,782.98</b>	Buildings and Grounds	<b>1,708.62</b>	Collected in 1982	<b>127,550.88</b>
Garbage and Trash Disposal	<b>119,234.00</b>	Library and Education		Cancelled, Abated or Adjusted 1982	
Public Buildings and Grounds	<b>54,498.20</b>	Conservation		Transfers to Tax Title Liens or Foreclosed	
Other Public Works	<b>28,473.00</b>	All Other		Balance December 31, 1982	<b>1,262.61</b>
<b>HEALTH and WELFARE</b>		CAPITAL DEBT AUTHORIZED, DECEMBER 31, 1982		<b>TAX TITLE LIENS OUTSTANDING</b>	
Health Services Except Environmental	<b>49,562.63</b>	ISSUED AND UNISSUED		Balance January 1, 1982	<b>46,391.13</b>
Welfare-Public Assistance	<b>32,311.00</b>	School	<b>158,000</b>	Transfer From Taxes	<b>1,613.36</b>
Hospitals, Clinics, First Aid		Self-liquidating		Redeemed in 1982	<b>41,339.19</b>
Animal, Insect, & Rodent Control		Other	<b>1,783,624</b>	Cancelled, Abated or Adjusted (1982)	
Other Welfare Services		Total	<b>1,941,624</b>	Transfers to Foreclosed Property	
<b>RECREATION and CONSERVATION</b>		ISSUED AND OUTSTANDING		Balance December 31, 1982	<b>6,665.30</b>
Beaches and Boardwalks		School	<b>158,000.00</b>	<b>PROPERTY ACQUIRED BY DEED OR FORECLOSURE</b>	
Parks, Playgrounds, Shade Trees	<b>19,077.50</b>	Self-Liquidating		Balance January 1, 1982	<b>250.00</b>
Land Reclamation & Conservation		Other	<b>1,716,058.00</b>	Transfers From Taxes or Liens	
Other Recreational Services	<b>18,472.00</b>	Total	<b>1,874,058.00</b>	Sale for Cash (1982)	
<b>EDUCATION (excluding schools)</b>		EQUALIZED VALUATION BASIS		Cancelled, Abated or Adjusted (1982)	
Libraries	<b>60,742.00</b>	FOR NET DEBT COMPUTATION	<b>208,657,349</b>	Balance December 31, 1982	<b>250.00</b>
Other Educational Services		REAL PROPERTY VALUATIONS		<b>CURRENT FINANCES DECEMBER 31, 1982</b>	
<b>STATUTORY EXPENDITURES</b>		Code Class # of Parcels % VAL'N		ASSETS	
Pensions & F. I. C. A.	<b>250,240.97</b>	1 Vacant Land 100 1.53	<b>2,648,500.00</b>	Cash Dec. 31, 1982	<b>1,041,578.87</b>
Employee Fringe Benefits	<b>82,613.60</b>	2 Residential 1909 63.86	<b>110,826,700.00</b>	Taxes Receivable	<b>175,426.42</b>
Other Statutory Expenditures	<b>11,808.00</b>	3 Farm		Tax Title Liens	<b>6,665.30</b>
CETA And Other Public Employment Programs		4a Commercial 204 17.92	<b>31,103,000.00</b>	Foreclosed Property	<b>250.00</b>
<b>MUNICIPAL FUNCTIONS TOTAL</b>	<b>2,808,310.58</b>	4b Industrial 131 10.76	<b>18,677,100.00</b>	Emergencies & Other Deferred Charges	<b>82,589.50</b>
<b>CAPITAL IMPROVEMENTS *MEMO*</b>	<b>21,600.00</b>	4c Apartments 57 5.93	<b>10,282,400.00</b>	State and Federal Aid Receivable	<b>2,589.44</b>
<b>DEBT SERVICE</b>		Total 2401	<b>173,537,700.00</b>	Other Receivables	<b>11,572.48</b>
Principal Payments	<b>152,000.00</b>	Land Area .90 Sq. Miles		Total	<b>1,320,672.01</b>
Interest Payments	<b>240,244.49</b>	Net Valuation Taxable-Municipal	<b>174,370,570</b>	<b>LIABILITIES, RESERVES, AND SURPLUS</b>	
<b>DEFERRED CHARGES</b>	<b>25,679.43</b>	Net Valuation Taxable-County	<b>216,098,476</b>	Cash Liabilities	<b>624,758.54</b>
SCHOOL, COUNTY, SPECIAL DISTRICT TAXES	<b>3,467,280.68</b>	State Equalized Valuation	<b>229,176,284</b>	Reserves for Receivables	<b>193,914.20</b>
RESERVE FOR UNCOLLECTED TAXES	<b>236,757.00</b>	State Equalization Ratio	<b>76.00</b>	Surplus Dec. 31, 1982	<b>501,999.27</b>
<b>EXPENDITURES TOTAL</b>	<b>6,970,272.18</b>			Total	<b>1,320,672.01</b>

General Tax Rate Per \$100.	6.33
State Equalized Tax Rate	2.87

**FANWOOD BOROUGH – UNION COUNTY**

**Form of Government:**

## Borough Council

**Number of Members on Governing Body – 6**

PER CAPITA:

Gross Debt	386.98
Net Debt	263.04
Debt Service	38.14
Total Tax Levy	745.16
Municipal Expenditures	286.32

## PER CENT:

Gross Debt	1.59
Net Debt	1.08
Tax Levy Collected	97.99
Tax Levy Cancelled, Abated or Adjusted	

EXPENDITURES		REVENUES-REALIZED		1982 PROPERTY TAX	
GENERAL GOVERNMENT				STATE EQUALIZED TAX RATE	
Governing Body & Public Boards				Local District School Taxes	
Municipal Clerk		1982 Property Taxes Collected	5,656,907.42	Regional & Consolidated School Tax	1.94
Financial Administration	29,248.00	1982 Payments in Lieu of Taxes		School Taxes in Municipal Budget	
Assessment of Taxes	9,904.00	Delinquent Tax & Lien Collections	91,570.04	County Taxes	.50
Collection of Taxes	9,119.18	Business Personalty Replacement Taxes	40,123.32	County Library Taxes	
Planning, Housing & Development	4,150.00	Taxes from Public Utilities	629,636.00	Local Municipal Purpose Taxes	.43
Human Resources		Other Miscellaneous Tax Revenues		Veteran & Senior Citizen Taxes	
Elections		State Aid Revenues	74,705.80	Total Taxes for Rate Computation	2.87
General Administration (other)	228,181.94	Federal Aid Revenues		Special District Taxes	
JUDICIARY		State and Local Fiscal Assistance Act Utilized	45,019.00	Bank Corp. Taxes	9,312.42
Municipal Courts	20,219.27	Sale of Acquired Property		Added and Omitted Taxes	2,139.54
PUBLIC SAFETY		Other Miscellaneous Revenues	214,061.43	Total Taxes Levied - ABSTRACT	5,782,423.19
Fire Protection	68,086.58	Total	6,752,023.01	Total Taxes Billed	5,773,110.77
Police Protection	582,588.38	Prior Years Surplus Appropriated	350,000.00	1982 TAXES COLLECTED	5,656,907.42
Civil Defense & Disaster Control	2,350.00	REVENUES	7,102,023.01	1982 Taxes Cancelled, Abated or Adjusted	
Environmental Inspection & Control	15,922.00	Reserve For Uncollected Taxes	180,000.00	Transfer to Tax Title Liens or Foreclosed	367.14
Other Public Safety		CAPITAL OUTLAY	186,591.19	Balance Outstanding Dec. 31, 1982	115,836.21
PUBLIC WORKS		TOTAL		PRIOR YEARS TAXES OUTSTANDING	
Streets and Drainage	255,896.76	Public Enterprises		Balance January 1, 1982	59,000.96
Sewers and Sewage Processing	120,025.00	Recreation—Culture	8,736.50	Collected in 1982	50,671.29
Garbage and Trash Disposal		Public Works	111,358.53	Cancelled, Abated or Adjusted 1982	
Public Buildings and Grounds		Buildings and Grounds	62,606.74	Transfers to Tax Title Liens or Foreclosed	671.58
Other Public Works	113.75	Library and Education	3,889.42	Balance December 31, 1982	7,658.09
HEALTH and WELFARE		Conservation		TAX TITLE LIENS OUTSTANDING	
Health Services Except Environmental	20,809.00	All Other		Balance January 1, 1982	7,793.26
Welfare-Public Assistance	5,250.00	CAPITAL DEBT AUTHORIZED, DECEMBER 31, 1982		Transfer From Taxes	1,265.89
Hospitals, Clinics, First Aid		ISSUED AND UNISSUED		Redeemed in 1982	898.75
Animal, Insect, & Rodent Control	1.00	School	940,914	Cancelled, Abated or Adjusted (1982)	
Other Welfare Services		Self-liquidating		Transfers to Foreclosed Property	
RECREATION and CONSERVATION		Other	2,062,050	Balance December 31, 1982	8,160.40
Beaches and Boardwalks		Total	3,002,964	PROPERTY ACQUIRED BY DEED OR FORECLOSURE	
Parks, Playgrounds, Shade Trees	61,507.00	ISSUED AND OUTSTANDING		Balance January 1, 1982	
Land Reclamation & Conservation	1,915.00	School	940,914.08	Transfers From Taxes or Liens	
Other Recreational Services	1,000.00	Self-Liquidating		Sale for Cash (1982)	
EDUCATION (excluding schools)		Other	1,452,000.00	Cancelled, Abated or Adjusted (1982)	
Libraries	57,816.00	Total	2,392,914.08	Balance December 31, 1982	
Other Educational Services		EQUALIZED VALUATION BASIS		CURRENT FINANCES DECEMBER 31, 1982	
STATUTORY EXPENDITURES		FOR NET DEBT COMPUTATION	188,827,735	ASSETS	
Pensions & F. I. C. A.	131,333.52	REAL PROPERTY VALUATIONS		Cash Dec. 31, 1982	684,286.42
Employee Fringe Benefits	45,588.00	Code Class # of Parcels % VAL'N	ASSESSED VALUATION	Taxes Receivable	123,494.30
Other Statutory Expenditures	6,000.00	1 Vacant Land 75 1.05	951,600.00	Tax Title Liens	8,160.40
CETA And Other Public Employment Programs		2 Residential 2421 91.09	82,752,100.00	Foreclosed Property	
MUNICIPAL FUNCTIONS		3 Farm		Emergencies & Other Deferred Charges	52,000.00
CAPITAL IMPROVEMENTS	36,200.00	4a Commercial 48 6.03	5,475,100.00	State and Federal Aid Receivable	
DEBT SERVICE		4b Industrial 21 1.84	1,671,400.00	Other Receivables	2,772.97
Principal Payments	213,000.00	4c Apartments		Total	870,714.09
Interest Payments	82,945.00	Total	90,850,200.00	LIABILITIES, RESERVES, AND SURPLUS	
DEFERRED CHARGES	28,865.53	Land Area 1.29 Sq. Miles		Cash Liabilities	211,301.75
SCHOOL, COUNTY, SPECIAL DISTRICT TAXES	4,911,618.88	Net Valuation Taxable-Municipal	91,293,700	Reserves for Receivables	134,427.67
RESERVE FOR UNCOLLECTED TAXES	180,000.00	Net Valuation Taxable-County	194,174,897	Surplus Dec. 31, 1982	524,984.67
EXPENDITURES	7,133,453.79	State Equalized Valuation	200,960,237	Total	870,714.09
TOTAL		State Equalization Ratio	45.31		



1807

Population 1980 **677**  
 Population 1982 **675**  
 S & P Rating  
 Moody Rating

General Tax Rate Per \$100.

2.55  
 State Equalized Tax Rate  
 1.30

**FAR HILLS BORO. - SOMERSET CO.****Form of Government:****Borough Council****Number of Members on Governing Body - 6**

PER CAPITA:

Gross Debt **553.70**  
 Net Debt **553.70**  
 Debt Service **29.56**  
 Total Tax Levy **1,186.99**  
 Municipal Expenditures **613.40**

PER CENT:

Gross Debt **.70**  
 Net Debt **.70**  
 Tax Levy Collected **95.79**  
 Tax Levy Cancelled, Abated  
 or Adjusted

EXPENDITURES		REVENUES-REALIZED		1982 PROPERTY TAX	
<b>GENERAL GOVERNMENT</b>				<b>STATE EQUALIZED TAX RATE</b> →	
Governing Body & Public Boards		1982 Property Taxes Collected	<b>765,570.97</b>	Local District School Taxes <b>.37</b>	<b>230,000.00</b>
Municipal Clerk		1982 Payments in Lieu of Taxes		Regional & Consolidated School Tax	
Financial Administration	<b>8,636.00</b>	Delinquent Tax & Lien Collections	<b>20,839.74</b>	School Taxes in Municipal Budget	
Assessment of Taxes	<b>2,812.76</b>	Business Personalty Replacement Taxes	<b>10,591.16</b>	County Taxes <b>.44</b>	<b>269,184.74</b>
Collection of Taxes	<b>3,426.53</b>	Taxes from Public Utilities	<b>44,645.00</b>	County Library Taxes	<b>-47.30</b>
Planning, Housing & Development	<b>4,154.95</b>	Other Miscellaneous Tax Revenues		Local Municipal Purpose Taxes <b>.48</b>	<b>295,596.02</b>
Human Resources	<b>25.00</b>	State Aid Revenues	<b>5,292.01</b>	Veteran & Senior Citizen Taxes	<b>4,100.00</b>
Elections		Federal Aid Revenues		Total Taxes for Rate Computation <b>1.29</b>	<b>798,833.46</b>
General Administration (other)	<b>67,969.48</b>	State and Local Fiscal Assistance Act Utilized	<b>3,702.69</b>	Special District Taxes	
<b>JUDICIARY</b>		Sale of Acquired Property		Bank Corp. Taxes	<b>2,513.78</b>
Municipal Courts	<b>4,172.38</b>	Other Miscellaneous Revenues	<b>65,430.72</b>	Added and Omitted Taxes	<b>3,974.21</b>
<b>PUBLIC SAFETY</b>		Total	<b>916,072.29</b>	Total Taxes Levied - ABSTRACT	<b>801,221.45</b>
Fire Protection	<b>14,588.50</b>	Prior Years Surplus Appropriated	<b>80,000.00</b>	Total Taxes Billed	<b>799,239.85</b>
Police Protection	<b>90,192.86</b>	REVENUES TOTAL	<b>996,072.29</b>	1982 TAXES COLLECTED	<b>765,570.97</b>
Civil Defense & Disaster Control		Reserve For Uncollected Taxes	<b>39,735.19</b>	1982 Taxes Cancelled, Abated or Adjusted	
Environmental Inspection & Control	<b>7,454.00</b>	CAPITAL OUTLAY TOTAL	<b>21,077.56</b>	Transfer to Tax Title Liens or Foreclosed	<b>3,547.05</b>
Other Public Safety				Balance Outstanding Dec. 31, 1982	<b>30,121.83</b>
<b>PUBLIC WORKS</b>				<b>PRIOR YEARS TAXES OUTSTANDING</b>	
Streets and Drainage	<b>23,361.90</b>	Public Enterprises		Balance January 1, 1982	<b>23,609.64</b>
Sewers and Sewage Processing	<b>64,750.00</b>	Recreation—Culture	<b>5,898.26</b>	Collected in 1982	<b>20,839.74</b>
Garbage and Trash Disposal	<b>4,476.00</b>	Public Works	<b>12,740.74</b>	Cancelled, Abated or Adjusted 1982	<b>1.81</b>
Public Buildings and Grounds	<b>14,666.00</b>	Buildings and Grounds	<b>2,438.56</b>	Transfers to Tax Title Liens or Foreclosed	<b>2,768.09</b>
Other Public Works		Library and Education		Balance December 31, 1982	
<b>HEALTH and WELFARE</b>		Conservation		<b>TAX TITLE LIENS OUTSTANDING</b>	
Health Services Except Environmental	<b>2,600.00</b>	All Other		Balance January 1, 1982	
Welfare-Public Assistance		CAPITAL DEBT AUTHORIZED, DECEMBER 31, 1982		Transfer From Taxes	<b>6,778.42</b>
Hospitals, Clinics, First Aid	<b>1,200.00</b>	ISSUED AND UNISSUED GROSS DEBT		Redeemed in 1982	
Animal, Insect, & Rodent Control		School		Cancelled, Abated or Adjusted (1982)	
Other Welfare Services		Self-liquidating		Transfers to Foreclosed Property	
<b>RECREATION and CONSERVATION</b>		Other	<b>373,750</b>	Balance December 31, 1982	<b>6,778.42</b>
Beaches and Boardwalks		Total	<b>373,750</b>	<b>PROPERTY ACQUIRED BY DEED OR FORECLOSURE</b>	
Parks, Playgrounds, Shade Trees	<b>4,276.00</b>	ISSUED AND OUTSTANDING		Balance January 1, 1982	
Land Reclamation & Conservation	<b>111.40</b>	School		Transfers From Taxes or Liens	
Other Recreational Services	<b>1,134.26</b>	Self-Liquidating		Sale for Cash (1982)	
<b>EDUCATION (excluding schools)</b>		Other	<b>35,000.00</b>	Cancelled, Abated or Adjusted (1982)	
Libraries	<b>15,000.00</b>	Total	<b>35,000.00</b>	Balance December 31, 1982	
Other Educational Services		EQUALIZED VALUATION BASIS		<b>CURRENT FINANCES DECEMBER 31, 1982</b>	
<b>STATUTORY EXPENDITURES</b>		FOR NET DEBT COMPUTATION	<b>53,354,029</b>	<b>ASSETS</b>	
Pensions & F. I. C. A.	<b>13,017.25</b>	REAL PROPERTY VALUATIONS		Cash Dec. 31, 1982	<b>243,699.42</b>
Employee Fringe Benefits		Code Class # of Parcels % VAL'N		Taxes Receivable	<b>30,121.83</b>
Other Statutory Expenditures	<b>1,450.00</b>	1 Vacant Land 29 5.72	<b>1,770,500.00</b>	Tax Title Liens	<b>6,778.42</b>
CETA And Other Public Employment Programs		2 Residential 192 79.29	<b>24,531,100.00</b>	Foreclosed Property	
<b>MUNICIPAL FUNCTIONS TOTAL</b>	<b>349,475.27</b>	3 Farm 23 6.44	<b>1,954,100.00</b>	Emergencies & Other Deferred Charges	<b>635.29</b>
<b>CAPITAL IMPROVEMENTS *MEMO*</b>	<b>46,487.00</b>	4a Commercial 20 8.54	<b>2,642,700.00</b>	State and Federal Aid Receivable	<b>4,140.76</b>
<b>DEBT SERVICE</b>		4b Industrial		Other Receivables	
Principal Payments	<b>15,000.00</b>	4c Apartments		Total	<b>285,375.72</b>
Interest Payments	<b>4,951.22</b>	Total	<b>30,938,400.00</b>	<b>LIABILITIES, RESERVES, AND SURPLUS</b>	
<b>DEFERRED CHARGES</b>	<b>4,886.13</b>	Land Area 4.90 Sq. Miles		Cash Liabilities	<b>60,101.51</b>
<b>SCHOOL, COUNTY, SPECIAL DISTRICT TAXES</b>	<b>499,137.44</b>	Net Valuation Taxable-Municipal	<b>31,186,888</b>	Reserves for Receivables	<b>36,900.25</b>
<b>RESERVE FOR UNCOLLECTED TAXES</b>	<b>39,735.19</b>	Net Valuation Taxable-County	<b>56,794,800</b>	Surplus Dec. 31, 1982	<b>188,373.96</b>
<b>EXPENDITURES TOTAL</b>	<b>913,185.25</b>	State Equalized Valuation	<b>61,135,918</b>	Total	<b>285,375.72</b>
		State Equalization Ratio	<b>50.82</b>		



Population 1980 **1,348**  
 Population 1982 **1,336**  
 S & P Rating  
 Maady Rating

General Tax Rate Per \$100.

State Equalized Tax Rate

**2.88****FARMINGDALE BORO. - MONMOUTH CO.****Form of Government:****Borough Council****Number of Members on Governing Body - 6**

## PER CAPITA:

Grass Debt **3,028.35**  
 Net Debt **2,288.77**  
 Debt Service **39.05**  
 Total Tax Levy **596.99**  
 Municipal Expenditures **176.06**

## PER CENT:

Grass Debt **15.81**  
 Net Debt **11.95**  
 Tax Levy Collected **95.46**  
 Tax Levy Cancelled, Abated  
 or Adjusted **.24**

EXPENDITURES		REVENUES-REALIZED		1982 PROPERTY TAX	
<b>GENERAL GOVERNMENT</b>				<b>STATE EQUALIZED TAX RATE</b>	
Governing Body & Public Boards		1982 Property Taxes Collected	<b>752,025.57</b>	Local District School Taxes <b>1.38</b>	<b>376,392.00</b>
Municipal Clerk		1982 Payments in Lieu of Taxes		Regional & Consolidated School Tax <b>.73</b>	<b>197,554.10</b>
Financial Administration	<b>4,554.32</b>	Delinquent Tax & Lien Collections	<b>25,290.87</b>	School Taxes in Municipal Budget	
Assessment of Taxes	<b>6,369.22</b>	Business Personalty Replacement Taxes	<b>22,076.80</b>	County Taxes <b>.62</b>	<b>* 167,967.37</b>
Collection of Taxes	<b>3,254.32</b>	Taxes from Public Utilities	<b>51,421.73</b>	County Library Taxes <b>.02</b>	<b>6,308.02</b>
Planning, Housing & Development	<b>1,050.00</b>	Other Miscellaneous Tax Revenues		Local Municipal Purpose Taxes <b>.13</b>	<b>35,671.60</b>
Human Resources		State Aid Revenues	<b>9,370.57</b>	Veteran & Senior Citizen Taxes	<b>9,925.00</b>
Elections	<b>400.00</b>	Federal Aid Revenues		Total Taxes for Rate Computation <b>2.88</b>	<b>793,818.09</b>
General Administration (other)	<b>39,880.66</b>	State and Local Fiscal Assistance Act Utilized	<b>5,249.00</b>	Special District Taxes	
<b>JUDICIARY</b>		Sale of Acquired Property		Bank Corp. Taxes	<b>9,886.49</b>
Municipal Courts	<b>6,222.60</b>	Other Miscellaneous Revenues	<b>232,569.47</b>	Added and Omitted Taxes	<b>3,804.01</b>
<b>PUBLIC SAFETY</b>		Total	<b>1,058,004.01</b>	Total Taxes Levied - ABSTRACT	<b>797,583.59</b>
Fire Protection	<b>9,690.00</b>	Prior Years Surplus Appropriated	<b>80,000.00</b>	Total Taxes Billed	<b>787,808.08</b>
Police Protection	<b>18,185.00</b>	REVENUES TOTAL	<b>1,178,004.01</b>	1982 TAXES COLLECTED	<b>752,025.57</b>
Civil Defense & Disaster Control	<b>100.00</b>	Reserve For Uncollected Taxes	<b>44,840.86</b>	1982 Taxes Cancelled, Abated or Adjusted	<b>1,924.54</b>
Environmental Inspection & Control	<b>1,977.16</b>	CAPITAL OUTLAY TOTAL	<b>513,003.14</b>	Transfer to Tax Title Liens or Foreclosed	<b>6,840.42</b>
Other Public Safety				Balance Outstanding Dec. 31, 1982	<b>27,017.55</b>
<b>PUBLIC WORKS</b>				<b>PRIOR YEARS TAXES OUTSTANDING</b>	
Streets and Drainage	<b>20,283.86</b>	Public Enterprises		Balance January 1, 1982	<b>24,480.09</b>
Sewers and Sewage Processing		Recreation—Culture		Collected in 1982	<b>19,589.17</b>
Garbage and Trash Disposal	<b>700.00</b>	Public Works	<b>406,155.79</b>	Cancelled, Abated or Adjusted 1982	
Public Buildings and Grounds	<b>11,315.19</b>	Buildings and Grounds	<b>106,847.35</b>	Transfers to Tax Title Liens or Foreclosed	<b>4,882.95</b>
Other Public Works		Library and Education		Balance December 31, 1982	<b>7.97</b>
<b>HEALTH and WELFARE</b>		Conservation		<b>TAX TITLE LIENS OUTSTANDING</b>	
Health Services Except Environmental		All Other		Balance January 1, 1982	<b>1,155.21</b>
Welfare-Public Assistance	<b>100.00</b>	CAPITAL DEBT AUTHORIZED, DECEMBER 31, 1982		Transfer From Taxes	<b>12,381.47</b>
Hospitals, Clinics, First Aid		ISSUED AND UNISSUED		Redeemed in 1982	<b>5,701.70</b>
Animal, Insect, & Rodent Control		School	<b>1,018,123</b>	Cancelled, Abated or Adjusted (1982)	
Other Welfare Services		Self-Liquidating	<b>207,000</b>	Transfers to Foreclosed Property	
<b>RECREATION and CONSERVATION</b>		Other	<b>2,820,748</b>	Balance December 31, 1982	<b>7,834.98</b>
Beaches and Boardwalks		Total	<b>4,045,871</b>	<b>PROPERTY ACQUIRED BY DEED OR FORECLOSURE</b>	
Parks, Playgrounds, Shade Trees	<b>1,200.00</b>	ISSUED AND OUTSTANDING		Balance January 1, 1982	
Land Reclamation & Conservation		School	<b>1,009,340.15</b>	Transfers From Taxes or Liens	
Other Recreational Services	<b>1,000.00</b>	Self-Liquidating	<b>207,000.00</b>	Sale for Cash (1982)	
<b>EDUCATION (excluding schools)</b>		Other	<b>1,934,400.00</b>	Cancelled, Abated or Adjusted (1982)	
Libraries		Total	<b>3,150,740.15</b>	Balance December 31, 1982	
Other Educational Services		EQUALIZED VALUATION BASIS		<b>CURRENT FINANCES DECEMBER 31, 1982</b>	
<b>STATUTORY EXPENDITURES</b>		FOR NET DEBT COMPUTATION	<b>25,598,294</b>	<b>ASSETS</b>	
Pensions & F. I. C. A.	<b>5,800.00</b>	REAL PROPERTY VALUATIONS		Cash Dec. 31, 1982	<b>592,002.25</b>
Employee Fringe Benefits	<b>2,275.00</b>	Code Class # of Parcels % VAL'N		Taxes Receivable	<b>27,025.52</b>
Other Statutory Expenditures	<b>850.00</b>	1 Vacant Land 54 2.83	<b>656,700.00</b>	Tax Title Liens	<b>7,834.98</b>
CETA And Other Public Employment Programs		2 Residential 288 60.52	<b>14,887,500.00</b>	Foreclosed Property	
<b>MUNICIPAL FUNCTIONS</b>		3 Farm 4 1.49	<b>365,700.00</b>	Emergencies & Other Deferred Charges	<b>12,000.00</b>
CAPITAL IMPROVEMENTS <b>*MEMO*</b>	<b>800.00</b>	4a Commercial 31 14.41	<b>3,545,400.00</b>	State and Federal Aid Receivable	<b>5,000.00</b>
<b>DEBT SERVICE</b>		4b Industrial 6 8.95	<b>2,201,100.00</b>	Other Receivables	<b>64,959.82</b>
Principal Payments	<b>32,600.00</b>	4c Apartments 2 11.81	<b>2,504,800.00</b>	Total	<b>708,822.57</b>
Interest Payments	<b>19,565.00</b>	Total 385	<b>24,601,200.00</b>	<b>LIABILITIES, RESERVES, AND SURPLUS</b>	
<b>DEFERRED CHARGES</b>	<b>3,000.00</b>	Land Area .50 Sq. Miles		Cash Liabilities	<b>292,553.96</b>
SCHOOL, COUNTY, SPECIAL DISTRICT TAXES	<b>748,221.49</b>	Net Valuation Taxable-Municipal	<b>26,567,397</b>	Reserves for Receivables	<b>92,332.42</b>
RESERVE FOR UNCOLLECTED TAXES	<b>44,840.86</b>	Net Valuation Taxable-County	<b>31,006,413</b>	Surplus Dec. 31, 1982	<b>323,936.19</b>
<b>EXPENDITURES</b>	<b>983,434.68</b>	State Equalized Valuation	<b>27,205,217</b>	Total	<b>708,822.57</b>
		State Equalization Ratio	<b>97.51</b>		

\*Includes County Health Service Taxes or County Vocational School Taxes. See Table 13.

0314

Population 1980 597  
 Population 1982 599  
 S & P Rating  
 Moody Rating

General Tax Rate Per \$100.

3.84  
 State Equalized Tax Rate  
 2.86

## FIELDSBORO BORO. - BURLINGTON CO.

## Form of Government:

## Borough Council

## Number of Members on Governing Body - 6

## PER CAPITA:

Gross Debt 634.62  
 Net Debt 634.62  
 Debt Service 16.32  
 Total Tax Levy 372.89  
 Municipal Expenditures 287.91

## PER CENT:

Gross Debt 5.17  
 Net Debt 5.17  
 Tax Levy Collected 86.14  
 Tax Levy Cancelled, Abated  
 or Adjusted

EXPENDITURES		REVENUES-REALIZED		1982 PROPERTY TAX	
GENERAL GOVERNMENT				STATE EQUALIZED TAX RATE →	
Governing Body & Public Boards		1982 Property Taxes Collected		Local District School Taxes 2.02	156,390.00
Municipal Clerk		1982 Payments in Lieu of Taxes		Regional & Consolidated School Tax	
Financial Administration	4,100.00	Delinquent Tax & Lien Collections		School Taxes in Municipal Budget	
Assessment of Taxes	1,200.00	Business Personalty Replacement Taxes		County Taxes .74	57,293.35
Collection of Taxes	4,700.00	Taxes from Public Utilities		County Library Taxes .04	3,123.13
Planning, Housing & Development	1,500.00	Other Miscellaneous Tax Revenues		Local Municipal Purpose Taxes .07	5,100.00
Human Resources		State Aid Revenues		Veteran & Senior Citizen Taxes	6,625.00
Elections		Federal Aid Revenues		Total Taxes for Rate Computation 2.87	228,531.48
General Administration (other)	29,631.22	State and Local Fiscal Assistance Act Utilized		Special District Taxes	
JUDICIARY		Sale of Acquired Property		Bank Corp. Taxes	
Municipal Courts	4,500.00	Other Miscellaneous Revenues		Added and Omitted Taxes	1,454.95
PUBLIC SAFETY		Total		Total Taxes Levied - ABSTRACT	223,361.43
Fire Protection	3,125.00	Prior Years Surplus Appropriated		Total Taxes Billed	223,257.82
Police Protection	14,645.00	REVENUES TOTAL		1982 TAXES COLLECTED	152,305.27
Civil Defense & Disaster Control	500.00	Reserve For Uncollected Taxes		1982 Taxes Cancelled, Abated or Adjusted	
Environmental Inspection & Control		CAPITAL OUTLAY TOTAL		Transfer to Tax Title Liens or Foreclosed	4,556.02
Other Public Safety				Balance Outstanding Dec. 31, 1982	26,396.53
PUBLIC WORKS				PRIOR YEARS TAXES OUTSTANDING	
Streets and Drainage	18,525.00	Public Enterprises		Balance January 1, 1982	26,843.58
Sewers and Sewage Processing		Recreation—Culture		Collected in 1982	25,884.66
Garbage and Trash Disposal	14,311.00	Public Works		Cancelled, Abated or Adjusted 1982	
Public Buildings and Grounds	3,000.00	Buildings and Grounds		Transfers to Tax Title Liens or Foreclosed	958.92
Other Public Works		Library and Education		Balance December 31, 1982	
HEALTH and WELFARE		Conservation		TAX TITLE LIENS OUTSTANDING	
Health Services Except Environmental	100.00	All Other		Balance January 1, 1982	12,634.14
Welfare-Public Assistance	400.00	CAPITAL DEBT AUTHORIZED, DECEMBER 31, 1982		Transfer From Taxes	5,643.64
Hospitals, Clinics, First Aid		ISSUED AND UNISSUED GROSS DEBT NET DEBT		Redeemed in 1982	2,392.74
Animal, Insect, & Rodent Control		School		Cancelled, Abated or Adjusted (1982)	
Other Welfare Services		Self-liquidating		Transfers to Foreclosed Property	
RECREATION and CONSERVATION		Other		Balance December 31, 1982	15,885.04
Beaches and Boardwalks		Total		PROPERTY ACQUIRED BY DEED OR FORECLOSURE	
Parks, Playgrounds, Shade Trees	3,300.00			Balance January 1, 1982	300.00
Land Reclamation & Conservation		ISSUED AND OUTSTANDING		Transfers From Taxes or Liens	
Other Recreational Services		School		Sale for Cash (1982)	
EDUCATION (excluding schools)		Self-Liquidating		Cancelled, Abated or Adjusted (1982)	
Libraries	50.00	Other		Balance December 31, 1982	300.00
Other Educational Services		Total		CURRENT FINANCES DECEMBER 31, 1982	
STATUTORY EXPENDITURES		EQUALIZED VALUATION BASIS		ASSETS	
Pensions & F. I. C. A.	4,925.24	FOR NET DEBT COMPUTATION		Cash Dec. 31, 1982	88,483.95
Employee Fringe Benefits		REAL PROPERTY VALUATIONS		Taxes Receivable	26,396.53
Other Statutory Expenditures	650.00	Code Class # of Parcels % VAL'N ASSESSED VALUATION		Tax Title Liens	15,885.04
CETA And Other Public Employment Programs		1 Vacant Land 30 2.87 164,490.00		Foreclosed Property	300.00
MUNICIPAL FUNCTIONS TOTAL	119,162.46	2 Residential 166 63.56 3,639,670.00		Emergencies & Other Deferred Charges	7,851.22
CAPITAL IMPROVEMENTS *MEMO*		3 Farm		State and Federal Aid Receivable	178.63
DEBT SERVICE		4a Commercial 6 6.45 369,250.00		Other Receivables	180.86
Principal Payments		4b Industrial 1 27.12 1,553,100.00		Total	139,276.23
Interest Payments	9,778.43	4c Apartments		LIABILITIES, RESERVES, AND SURPLUS	
DEFERRED CHARGES		Total 203 5,726,510.00		Cash Liabilities	46,705.50
SCHOOL, COUNTY, SPECIAL DISTRICT TAXES	11,517.76	Land Area .30 Sq Miles		Reserves for Receivables	42,762.43
RESERVE FOR UNCOLLECTED TAXES	216,806.48	Net Valuation Taxable-Municipal		Surplus Dec. 31, 1982	49,808.30
EXPENDITURES TOTAL	389,265.13	Net Valuation Taxable-County		Total	139,276.23
		State Equalized Valuation			
		State Equalization Ratio			



1009

Population 1980 **4,132**  
 Population 1982 **4,073**  
 S & P Rating  
 Moody Rating **A1**

General Tax Rate Per \$100.

**3.46**

State Equalized Tax Rate

**2.40****FLEMINGTON BORO. - BURLINGTON CO.****Form of Government:****Borough Council****Number of Members on Governing Body - 6**

## PER CAPITA:

Gross Debt **233.47**  
 Net Debt **66.96**  
 Debt Service  
 Total Tax Levy **710.86**  
 Municipal Expenditures **357.90**

## PER CENT:

Gross Debt **.88**  
 Net Debt **.25**  
 Tax Levy Collected **95.58**  
 Tax Levy Cancelled, Abated  
 or Adjusted **.32**

EXPENDITURES		REVENUES-REALIZED		1982 PROPERTY TAX	
GENERAL GOVERNMENT				STATE EQUALIZED TAX RATE $\rightarrow$	
Governing Body & Public Boards		1982 Property Taxes Collected		Local District School Taxes	
Municipal Clerk		1982 Payments in Lieu of Taxes		Regional & Consolidated School Tax <b>1.52</b>	
Financial Administration	<b>14,500.00</b>	Delinquent Tax & Lien Collections	<b>111,629.41</b>	School Taxes in Municipal Budget	<b>1,816,026.50</b>
Assessment of Taxes	<b>8,165.00</b>	Business Personalty Repacement Taxes	<b>108,091.24</b>	County Taxes <b>.47</b>	<b>559,433.07</b>
Collection of Taxes	<b>8,100.00</b>	Taxes from Public Utilities	<b>204,020.00</b>	County Library Taxes	
Planning, Housing & Development	<b>6,375.04</b>	Other Miscellaneous Tax Revenues	<b>223,522.87</b>	Local Municipal Purpose Taxes <b>.41</b>	<b>456,097.38</b>
Human Resources		State Aid Revenues	<b>33,081.68</b>	Veteran & Senior Citizen Taxes	<b>26,450.00</b>
Elections		Federal Aid Revenues		Total Taxes for Rate Computation <b>2.40</b>	<b>2,858,006.95</b>
General Administration (other)	<b>149,625.00</b>	State and Local Fiscal Assistance Act Utilized	<b>28,529.94</b>	Special District Taxes	
JUDICIARY		Sale of Acquired Property		Bank Corp. Taxes	<b>10,570.77</b>
Municipal Courts	<b>20,960.00</b>	Other Miscellaneous Revenues	<b>442,657.56</b>	Added and Omitted Taxes	<b>13,212.02</b>
PUBLIC SAFETY		Total	<b>3,521,113.56</b>	Total Taxes Levied - ABSTRACT	<b>2,895,339.74</b>
Fire Protection	<b>42,417.96</b>	Prior Years Surplus Appropriated	<b>40,000.00</b>	Total Taxes Billed	<b>2,885,671.85</b>
Police Protection	<b>259,115.00</b>	REVENUES TOTAL	<b>3,961,113.56</b>	1982 TAXES COLLECTED	<b>2,769,580.86</b>
Civil Defense & Disaster Control		Reserve For Uncollected Taxes	<b>122,224.38</b>	1982 Taxes Cancelled, Abated or Adjusted	<b>9,185.34</b>
Environmental Inspection & Control	<b>10,225.04</b>	CAPITAL OUTLAY TOTAL	<b>529,034.38</b>	Transfer to Tax Title Liens or Foreclosed	
Other Public Safety		Public Enterprises	<b>101,357.49</b>	Balance Outstanding Dec. 31, 1982	<b>106,905.65</b>
PUBLIC WORKS		Recreation—Culture		PRIOR YEARS TAXES OUTSTANDING	
Streets and Drainage	<b>173,750.00</b>	Public Works	<b>178,063.40</b>	Balance January 1, 1982	<b>107,054.16</b>
Sewers and Sewage Processing	<b>299,932.04</b>	Buildings and Grounds	<b>249,613.49</b>	Collected in 1982	<b>107,015.82</b>
Garbage and Trash Disposal	<b>55,900.00</b>	Library and Education		Cancelled, Abated or Adjusted 1982	
Public Buildings and Grounds	<b>18,200.00</b>	Conservation		Transfers to Tax Title Liens or Foreclosed	
Other Public Works		All Other		Balance December 31, 1982	<b>38.34</b>
HEALTH and WELFARE		CAPITAL DEBT AUTHORIZED, DECEMBER 31, 1982		TAX TITLE LIENS OUTSTANDING	
Health Services Except Environmental	<b>700.00</b>	ISSUED AND UNISSUED GROSS DEBT NET DEBT		Balance January 1, 1982	<b>4,613.59</b>
Welfare-Public Assistance	<b>6,550.00</b>	School	<b>284,177</b>	Transfer From Taxes	
Hospitals, Clinics, First Aid		Self-liquidating	<b>394,000</b>	Redeemed in 1982	<b>4,613.59</b>
Animal, Insect, & Rodent Control	<b>2,000.00</b>	Other	<b>272,734</b>	Cancelled, Abated or Adjusted (1982)	
Other Welfare Services		Total	<b>950,912</b>	Transfers to Foreclosed Property	
RECREATION and CONSERVATION		ISSUED AND OUTSTANDING		Balance December 31, 1982	
Beaches and Boardwalks		School	<b>284,177.72</b>	PROPERTY ACQUIRED BY DEED OR FORECLOSURE	
Parks, Playgrounds, Shode Trees	<b>3,500.00</b>	Self-Liquidating	<b>394,000.00</b>	Balance January 1, 1982	<b>24,000.00</b>
Land Reclamation & Conservation		Other		Transfers From Taxes or Liens	
Other Recreational Services	<b>11,085.00</b>	Total	<b>678,177.72</b>	Sale for Cash (1982)	
EDUCATION (excluding schools)		EQUALIZED VALUATION BASIS FOR NET DEBT COMPUTATION	<b>108,602,292</b>	Cancelled, Abated or Adjusted (1982)	
Libraries	<b>64,700.00</b>	REAL PROPERTY VALUATIONS		Balance December 31, 1982	<b>24,000.00</b>
Other Educational Services		Code Class # of Parcels % VAL'N ASSESSED VALUATION		CURRENT FINANCES DECEMBER 31, 1982	
STATUTORY EXPENDITURES		1 Vacant Land 65 2.44 1,973,300.00		ASSETS	
Pensions & F. I. C. A.	<b>66,595.05</b>	2 Residential 780 45.81 37,066,020.00		Cash Dec. 31, 1982	<b>582,485.19</b>
Employee Fringe Benefits	<b>28,600.00</b>	3 Farm 2 .01 6,700.00		Taxes Receivable	<b>106,943.99</b>
Other Statutory Expenditures	<b>3,000.00</b>	4a Commercial 184 37.78 30,573,550.00		Tax Title Liens	
CETA And Other Public Employment Programs		4b Industrial 1 .21 166,600.00		Foreclosed Property	<b>24,000.00</b>
MUNICIPAL FUNCTIONS TOTAL	<b>1,253,995.13</b>	4c Apartments 9 13.75 11,129,800.00		Emergencies & Other Deferred Charges	<b>6,009.08</b>
CAPITAL IMPROVEMENTS *MEMO*	<b>73,529.94</b>	Total 1041 80,915,970.00		State and Federal Aid Receivable	
DEBT SERVICE		Land Area 1.10 Sq. Miles		Other Receivables	<b>21,083.81</b>
Principal Payments		Net Valuation Taxable-Municipal	<b>83,019,070</b>	Total	<b>740,522.07</b>
Interest Payments		Net Valuation Taxable-County	<b>119,266,201</b>	LIABILITIES, RESERVES, AND SURPLUS	
DEFERRED CHARGES	<b>81,524.27</b>	State Equalized Valuation	<b>118,764,680</b>	Cosh Liabilities	<b>238,828.20</b>
SCHOOL, COUNTY, SPECIAL DISTRICT TAXES	<b>2,375,459.57</b>	State Equalization Ratio	<b>69.36</b>	Reserves for Receivables	<b>152,027.80</b>
RESERVE FOR UNCOLLECTED TAXES	<b>122,224.38</b>			Surplus Dec. 31, 1982	<b>349,666.07</b>
EXPENDITURES TOTAL	<b>3,833,203.35</b>			Total	<b>740,522.07</b>



0315

Population 1980 9,084

Population 1982 9,136

S &amp; P Rating

Moody Rating

General Tax Rate Per \$100.

State Equalized Tax Rate 3.09

2.56

**FLORENCE TWP. - BURLINGTON COUNTY****Form of Government:****Mayor-Council Plan F (OMCL 50)****Number of Members on Governing Body - 5****PER CAPITA:**

Gross Debt 462.33

Net Debt 315.29

Debt Service 38.10

Total Tax Levy 484.75

Municipal Expenditures 274.40

**PER CENT:**

Gross Debt 2.72

Net Debt 1.85

Tax Levy Collected 94.26

Tax Levy Cancelled, Abated

or Adjusted .11

EXPENDITURES		REVENUES-REALIZED		1982 PROPERTY TAX	
<b>GENERAL GOVERNMENT</b>				<b>STATE EQUALIZED TAX RATE</b>	
Governing Body & Public Boards	17,410.00	1982 Property Taxes Collected	4,168,006.29	Local District School Taxes	1.47
Municipal Clerk	44,836.71	1982 Payments in Lieu of Taxes		Regional & Consolidated School Tax	
Financial Administration	34,085.00	Delinquent Tax & Lien Collections	368,799.74	School Taxes in Municipal Budget	
Assessment of Taxes	23,088.23	Business Personalty Replacement Taxes	415,378.96	County Taxes	.65
Collection of Taxes	39,080.00	Taxes from Public Utilities	525,934.00	County Library Taxes	.04
Planning, Housing & Development	15,341.02	Other Miscellaneous Tax Revenues		Local Municipal Purpose Taxes	.40
Human Resources	1,000.00	State Aid Revenues	60,543.72	Veteran & Senior Citizen Taxes	
Elections		Federal Aid Revenues		Total Taxes for Rate Computation	2.56
General Administration (other)	213,389.74	State and Local Fiscal Assistance Act Utilized	90,725.18	Special District Taxes	
<b>JUDICIARY</b>		Sale of Acquired Property		Bank Corp. Taxes	
Municipal Courts	22,385.00	Other Miscellaneous Revenues	275,834.00	Added and Omitted Taxes	
<b>PUBLIC SAFETY</b>		Total	5,505,221.89	Total Taxes Levied - ABSTRACT	4,428,711.91
Fire Protection	700.00	Prior Years Surplus Appropriated	437,600.00	Total Taxes Billed	4,421,926.62
Police Protection	451,185.00	<b>REVENUES TOTAL</b>	6,342,821.89	1982 TAXES COLLECTED	4,168,006.29
Civil Defense & Disaster Control	1,045.62	Reserve For Uncollected Taxes	601,126.05	1982 Taxes Cancelled, Abated or Adjusted	4,692.69
Environmental Inspection & Control	16,450.00	<b>CAPITAL OUTLAY TOTAL</b>	582,610.34	Transfer to Tax Title Liens or Foreclosed	52,603.56
Other Public Safety				Balance Outstanding Dec. 31, 1982	223,624.08
<b>PUBLIC WORKS</b>				<b>PRIOR YEARS TAXES OUTSTANDING</b>	
Streets and Drainage	183,341.86	Public Enterprises	31,544.34	Balance January 1, 1982	364,764.56
Sewers and Sewage Processing	157,713.47	Recreation—Culture	42,589.45	Collected in 1982	356,133.13
Garbage and Trash Disposal	15,771.00	Public Works	5,360.02	Cancelled, Abated or Adjusted 1982	
Public Buildings and Grounds	55,368.75	Buildings and Grounds	503,116.53	Transfers to Tax Title Liens or Foreclosed	2,371.40
Other Public Works	622.00	Library and Education		Balance December 31, 1982	6,260.03
<b>HEALTH and WELFARE</b>		Conservation		<b>TAX TITLE LIENS OUTSTANDING</b>	
Health Services Except Environmental	1,840.00	All Other		Balance January 1, 1982	59,270.24
Welfare-Public Assistance	10,560.88	<b>CAPITAL DEBT AUTHORIZED, DECEMBER 31, 1982</b>		Transfer From Taxes	28,329.36
Hospitals, Clinics, First Aid		<b>ISSUED AND UNISSUED GROSS DEBT NET DEBT</b>		Redeemed in 1982	12,666.61
Animal, Insect, & Rodent Control		School	136,000	Cancelled, Abated or Adjusted (1982)	
Other Welfare Services		Self-Liquidating	1,203,870	Transfers to Foreclosed Property	
<b>RECREATION and CONSERVATION</b>		Other	2,883,950	Balance December 31, 1982	74,932.99
Beaches and Boardwalks		Total	4,223,820	<b>PROPERTY ACQUIRED BY DEED OR FORECLOSURE</b>	
Parks, Playgrounds, Shade Trees	24,324.00	<b>ISSUED AND OUTSTANDING</b>		Balance January 1, 1982	10,115.01
Land Reclamation & Conservation	265.00	School	136,000.00	Transfers From Taxes or Liens	
Other Recreational Services	15,960.00	Self-Liquidating	1,148,520.00	Sale for Cash (1982)	
<b>EDUCATION (excluding schools)</b>		Other	2,562,900.00	Cancelled, Abated or Adjusted (1982)	
Libraries	10,900.00	Total	3,847,420.00	Balance December 31, 1982	10,115.01
Other Educational Services		<b>EQUALIZED VALUATION BASIS</b>		<b>CURRENT FINANCES DECEMBER 31, 1982</b>	
<b>STATUTORY EXPENDITURES</b>		<b>FOR NET DEBT COMPUTATION</b>	155,486.494	<b>ASSETS</b>	
Pensions & F. I. C. A.	123,507.75	<b>REAL PROPERTY VALUATIONS</b>		Cash Dec. 31, 1982	1,492,052.60
Employee Fringe Benefits	55,000.11	Code Class # of Parcels % VAL'N		Taxes Receivable	229,884.11
Other Statutory Expenditures	10,492.00	1 Vacant Land 288 4.01	5,357,300.00	Tax Title Liens	74,932.99
<b>CETA And Other Public Employment Programs</b>		2 Residential 2890 68.65	92,412,435.00	Foreclosed Property	10,115.01
<b>MUNICIPAL FUNCTIONS TOTAL</b>	1,545,667.14	3 Farm 144 1.88	2,529,715.00	Emergencies & Other Deferred Charges	20,093.72
<b>CAPITAL IMPROVEMENTS *MEMO*</b>	25,486.00	4a Commercial 139 10.38	13,975,630.00	State and Federal Aid Receivable	
<b>DEBT SERVICE</b>		4b Industrial 18 13.89	18,702,090.00	Other Receivables	2,927.60
Principal Payments	117,225.00	4c Apartments 9 1.19	1,605,265.00	Total	1,830,006.03
Interest Payments	230,862.25	Total 3488	134,622,435.00	<b>LIABILITIES, RESERVES, AND SURPLUS</b>	
<b>DEFERRED CHARGES</b>	11,994.83	Land Area 9.65 Sq. Miles		Cash Liabilities	441,362.81
<b>SCHOOL, COUNTY, SPECIAL DISTRICT TAXES</b>	3,738,389.43	Net Valuation Taxable-Municipal	136,615,717	Reserves for Receivables	317,859.71
<b>RESERVE FOR UNCOLLECTED TAXES</b>	601,126.05	Net Valuation Taxable-County	176,791,604	Surplus Dec. 31, 1982	1,070,783.51
<b>EXPENDITURES TOTAL</b>	6,245,264.70	State Equalized Valuation	164,780,810	Total	1,830,006.03
		State Equalization Ratio	82.70		

Population 1980 9,359  
 Population 1982 9,996  
 S & P Rating  
 Moody Rating AA1

General Tax Rate Per \$100.

2.30

State Equalized Tax Rate

1.55

## FLORHAM PARK BOROUGH - MORRIS CO.

## Form of Government:

## Borough Council

## Number of Members on Governing Body - 6

## PER CAPITA:

Gross Debt 843.77  
 Net Debt 346.73  
 Debt Service 42.36  
 Total Tax Levy 908.82  
 Municipal Expenditures 349.69

## PER CENT:

Gross Debt 1.76  
 Net Debt .72  
 Tax Levy Collected 98.13  
 Tax Levy Cancelled, Abated or Adjusted .04

EXPENDITURES		REVENUES-REALIZED		1982 PROPERTY TAX	
GENERAL GOVERNMENT				STATE EQUALIZED TAX RATE	
Governing Body & Public Boards		1982 Property Taxes Collected	8,858,637.55	Local District School Taxes .49	2,775,219.50
Municipal Clerk		1982 Payments in Lieu of Taxes		Regional & Consolidated School Tax .42	2,400,654.49
Financial Administration	76,362.00	Delinquent Tax & Lien Collections	193,691.70	School Taxes in Municipal Budget	
Assessment of Taxes	34,659.00	Business Personalty Replacement Taxes	229,767.60	County Taxes .36	2,068,957.88
Collection of Taxes	1,850.00	Taxes from Public Utilities	692,466.00	County Library Taxes	
Planning, Housing & Development	33,314.00	Other Miscellaneous Tax Revenues	63,281.70	Local Municipal Purpose Taxes .28	1,572,530.53
Human Resources	300.00	State Aid Revenues	95,441.27	Veteran & Senior Citizen Taxes	54,000.00
Elections	2,400.00	Federal Aid Revenues		Total Taxes for Rate Computation 1.55	8,871,362.40
General Administration (other)	421,555.00	State and Local Fiscal Assistance Act Utilized	86,049.00	Special District Taxes	
JUDICIARY		Sale of Acquired Property		Bank Corp. Taxes	66,672.51
Municipal Courts	26,539.00	Other Miscellaneous Revenues	354,552.12	Added and Omitted Taxes	200,557.21
PUBLIC SAFETY		Total	10,573,886.94	Total Taxes Levied - ABSTRACT	9,084,592.12
Fire Protection	43,050.00	Prior Years Surplus Appropriated	451,189.21	Total Taxes Billed	9,027,692.99
Police Protection	672,616.00	REVENUES TOTAL	11,025,076.15	1982 TAXES COLLECTED	8,858,637.55
Civil Defense & Disaster Control	2,600.00	Reserve For Uncollected Taxes	423,578.48	1982 Taxes Cancelled, Abated or Adjusted	3,807.63
Environmental Inspection & Control	36,450.00	CAPITAL OUTLAY TOTAL	506,596.72	Transfer to Tax Title Liens or Foreclosed	2,191.05
Other Public Safety				Balance Outstanding Dec. 31, 1982	163,056.76
PUBLIC WORKS				PRIOR YEARS TAXES OUTSTANDING	
Streets and Drainage	370,958.00	Public Enterprises	87,191.47	Balance January 1, 1982	177,530.49
Sewers and Sewage Processing	90,000.00	Recreation—Culture	28,615.72	Collected in 1982	177,530.49
Garbage and Trash Disposal	84,022.00	Public Works	261,128.85	Cancelled, Abated or Adjusted 1982	
Public Buildings and Grounds	136,743.00	Buildings and Grounds	123,801.65	Transfers to Tax Title Liens or Foreclosed	
Other Public Works	56,220.00	Library and Education	5,859.03	Balance December 31, 1982	
HEALTH and WELFARE		Conservation		TAX TITLE LIENS OUTSTANDING	
Health Services Except Environmental	21,777.00	All Other		Balance January 1, 1982	30,355.75
Welfare-Public Assistance	3,100.00	CAPITAL DEBT AUTHORIZED, DECEMBER 31, 1982		Transfer From Taxes	2,191.05
Hospitals, Clinics, First Aid		ISSUED AND UNISSUED GROSS DEBT NET DEBT		Redeemed in 1982	21,511.64
Animal, Insect, & Rodent Control	2,200.00	School 1,301,386		Cancelled, Abated or Adjusted (1982)	
Other Welfare Services		Self-liquidating 1,516,826		Transfers to Foreclosed Property	
RECREATION and CONSERVATION		Other 5,616,130	3,465,870	Balance December 31, 1982	11,035.16
Beaches and Boardwalks		Total 8,434,342	3,465,870	PROPERTY ACQUIRED BY DEED OR FORECLOSURE	
Parks, Playgrounds, Shade Trees	5,000.00			Balance January 1, 1982	13,140.00
Land Reclamation & Conservation				Transfers From Taxes or Liens	
Other Recreational Services	131,581.31	ISSUED AND OUTSTANDING		Sale for Cash (1982)	
EDUCATION (excluding schools)		School 1,176,386.57		Cancelled, Abated or Adjusted (1982)	
Libraries	127,000.00	Self-Liquidating 1,516,826.00		Balance December 31, 1982	13,140.00
Other Educational Services		Other 5,616,130.00		CURRENT FINANCES DECEMBER 31, 1982	
STATUTORY EXPENDITURES		Total 8,209,342.57		ASSETS	
Pensions & F. I. C. A.	182,636.75	EQUALIZED VALUATION BASIS		Cash Dec. 31, 1982	1,411,433.67
Employee Fringe Benefits	76,600.00	FOR NET DEBT COMPUTATION	479,990,296	Taxes Receivable	163,056.76
Other Statutory Expenditures	9,003.00	REAL PROPERTY VALUATIONS		Tax Title Liens	11,035.16
CETA And Other Public Employment Programs		Code Class # of Parcels % VAL'N ASSESSED VALUATION		Foreclosed Property	13,140.00
MUNICIPAL FUNCTIONS TOTAL	2,648,536.06	1 Vacant Land 191 3.99 15,152,350.00		Emergencies & Other Deferred Charges	
CAPITAL IMPROVEMENTS *MEMO*	16,298.00	2 Residential 2727 48.96 186,109,200.00		State and Federal Aid Receivable	2,060.88
DEBT SERVICE		3 Farm		Other Receivables	31,959.65
Principal Payments	149,148.00	4a Commercial 63 18.86 71,685,250.00		Total	1,632,686.12
Interest Payments	274,270.26	4b Industrial 20 26.04 98,997,000.00		LIABILITIES, RESERVES, AND SURPLUS	
DEFERRED CHARGES		4c Apartments 1 2.15 8,184,100.00		Cash Liabilities	428,011.21
SCHOOL, COUNTY, SPECIAL DISTRICT TAXES	7,244,831.87	Total 3002 380,127,900.00		Reserves for Receivables	201,142.37
RESERVE FOR UNCOLLECTED TAXES	423,578.48	Land Area 7.50 Sq. Miles		Surplus Dec. 31, 1982	1,003,532.54
EXPENDITURES TOTAL	10,740,364.67	Net Valuation Taxable-Municipal	383,544,032	Total	1,632,686.12
		Net Valuation Taxable-County	550,845,126		
		State Equalized Valuation	565,818,706		
		State Equalization Ratio	67.59		



0110

Population 1980 1,892  
 Population 1982 1,894  
 S & P Rating  
 Moody Rating

General Tax Rate Per \$100.

5.08  
 State Equalized Tax Rate  
 2.09

**FOLSOM BOROUGH – ATLANTIC COUNTY****Form of Government:****Borough Council****Number of Members on Governing Body – 6****PER CAPITA:**

Gross Debt 408.18  
 Net Debt 312.73  
 Debt Service 25.27  
 Total Tax Levy 453.90  
 Municipal Expenditures 271.46

**PER CENT:**

Gross Debt 2.04  
 Net Debt 1.57  
 Tax Levy Collected 92.28  
 Tax Levy Cancelled, Abated or Adjusted

EXPENDITURES		REVENUES-REALIZED		1982 PROPERTY TAX	
<b>GENERAL GOVERNMENT</b>				<b>STATE EQUALIZED TAX RATE</b> →	
Governing Body & Public Boards		1982 Property Taxes Collected	793,967.00	Local District School Taxes 1.39	568,870.50
Municipal Clerk		1982 Payments in Lieu of Taxes		Regional & Consolidated School Tax	
Financial Administration	8,850.00	Delinquent Tax & Lien Collections	48,783.64	School Taxes in Municipal Budget	
Assessment of Taxes	6,550.00	Business Personalty Replacement Taxes	22,272.56	County Taxes .45 *	185,372.52
Collection of Taxes	9,950.00	Taxes from Public Utilities	140,512.00	County Library Taxes .03	11,121.49
Planning, Housing & Development	3,250.00	Other Miscellaneous Tax Revenues	66,000.00	Local Municipal Purpose Taxes .22	91,871.20
Human Resources	3,000.00	State Aid Revenues	13,651.37	Veteran & Senior Citizen Taxes	20,550.00
Elections		Federal Aid Revenues		Total Taxes for Rate Computation 2.09	877,785.71
General Administration (other)	78,775.00	State and Local Fiscal Assistance Act Utilized	16,831.00	Special District Taxes	
<b>JUDICIARY</b>		Sale of Acquired Property		Bank Corp. Taxes	
Municipal Courts	11,750.00	Other Miscellaneous Revenues	65,888.04	Added and Omitted Taxes	2,455.54
<b>PUBLIC SAFETY</b>		Total	1,167,905.61	Total Taxes Levied - ABSTRACT	859,691.25
Fire Protection	16,900.00	Prior Years Surplus Appropriated	75,000.00	Total Taxes Billed	860,430.24
Police Protection	3,400.00	REVENUES TOTAL	1,242,905.61	1982 TAXES COLLECTED	793,967.00
Civil Defense & Disaster Control	300.00	Reserve For Uncollected Taxes	70,293.98	1982 Taxes Cancelled, Abated or Adjusted	
Environmental Inspection & Control	5,850.00	CAPITAL OUTLAY TOTAL	294,055.98	Transfer to Tax Title Liens or Foreclosed	4,616.25
Other Public Safety		Public Enterprises		Balance Outstanding Dec. 31, 1982	61,970.81
<b>PUBLIC WORKS</b>		Recreation—Culture	11,126.25	PRIOR YEARS TAXES OUTSTANDING	
Streets and Drainage	147,664.33	Public Works	278,471.23	Balance January 1, 1982	91,319.13
Sewers and Sewage Processing		Buildings and Grounds	4,458.50	Collected in 1982	45,204.02
Garbage and Trash Disposal	58,000.00	Library and Education		Cancelled, Abated or Adjusted 1982	2.13
Public Buildings and Grounds	8,700.00	Conservation		Transfers to Tax Title Liens or Foreclosed	3,830.20
Other Public Works		All Other		Balance December 31, 1982	42,282.78
<b>HEALTH and WELFARE</b>		CAPITAL DEBT AUTHORIZED, DECEMBER 31, 1982		TAX TITLE LIENS OUTSTANDING	
Health Services Except Environmental	300.00	ISSUED AND UNISSUED GROSS DEBT NET DEBT		Balance January 1, 1982	3,304.04
Welfare-Public Assistance	850.00	School 65,000		Transfer From Taxes	9,161.80
Hospitals, Clinics, First Aid	500.00	Self-liquidating		Redeemed in 1982	3,579.62
Animal, Insect, & Rodent Control	1,000.00	Other 708,098	592,308	Cancelled, Abated or Adjusted (1982)	
Other Welfare Services		Total 773,098	592,308	Transfers to Foreclosed Property	
<b>RECREATION and CONSERVATION</b>		ISSUED AND OUTSTANDING		Balance December 31, 1982	8,886.22
Beaches and Boardwalks		School 65,000.00		PROPERTY ACQUIRED BY DEED OR FORECLOSURE	
Parks, Playgrounds, Shode Trees	4,248.44	Self-Liquidating 655,789.00		Balance January 1, 1982	16,477.00
Land Reclamation & Conservation		Other 720,789.00		Transfers From Taxes or Liens	
Other Recreational Services		Total 37,824,912		Sale for Cash (1982)	
<b>EDUCATION (excluding schools)</b>		EQUALIZED VALUATION BASIS FOR NET DEBT COMPUTATION		Cancelled, Abated or Adjusted (1982)	
Libraries		REAL PROPERTY VALUATIONS		Balance December 31, 1982	16,477.00
Other Educational Services		Code Class # of Parcels % VAL'N ASSESSED VALUATION		CURRENT FINANCES DECEMBER 31, 1982	
<b>STATUTORY EXPENDITURES</b>		1 Vacant Land 662 9.08 1,474,905.00		ASSETS	
Pensions & F. I. C. A.	10,033.00	2 Residential 601 68.22 11,085,545.00		Cash Dec. 31, 1982	213,843.79
Employee Fringe Benefits		3 Farm 40 1.27 205,000.00		Taxes Receivable	104,253.59
Other Statutory Expenditures	1,580.00	4a Commercial 39 6.47 1,052,100.00		Tax Title Liens	8,886.22
<b>CETA And Other Public Employment Programs</b>		4b Industrial 11 14.97 2,431,910.00		Foreclosed Property	16,477.00
<b>MUNICIPAL FUNCTIONS</b>		4c Apartments		Emergencies & Other Deferred Charges	21,796.63
<b>CAPITAL IMPROVEMENTS</b>		Total 1353 16,249,460.00		State and Federal Aid Receivable	73,771.95
<b>DEBT SERVICE</b>		Land Area 8.40 Sq. Miles		Other Receivables	24,083.61
Principal Payments	15,001.00	Net Valuation Taxable-Municipal	16,891,703	Total	463,112.79
Interest Payments	32,859.26	Net Valuation Taxable-County	41,822,033	LIABILITIES, RESERVES, AND SURPLUS	
<b>DEFERRED CHARGES</b>		State Equalized Valuation	40,054,634	Cash Liabilities	132,309.00
SCHOOL, COUNTY, SPECIAL DISTRICT TAXES	14,544.48	State Equalization Ratio 41.23		Reserves for Receivables	153,262.40
RESERVE FOR UNCOLLECTED TAXES	765,364.51			Surplus Dec. 31, 1982	177,541.39
<b>EXPENDITURES</b>				Total	463,112.79
<b>TOTAL</b>	<b>1,279,514.00</b>				



0219

Population 1980 32,449  
 Population 1982 32,675  
 S & P Rating AAA  
 Moody Rating A1

General Tax Rate Per \$100.

2.19

State Equalized Tax Rate

1.79

## FORT LEE BOROUGH - BERGEN COUNTY

Form of Government:

Borough Council

Number of Members on Governing Body - 6

PER CAPITA:

Gross Debt 640.28  
 Net Debt 337.48  
 Debt Service 37.92  
 Total Tax Levy 676.54  
 Municipal Expenditures 379.70

PER CENT:

Gross Debt 1.99  
 Net Debt 1.05  
 Tax Levy Collected 95.40  
 Tax Levy Cancelled, Abated  
 or Adjusted .45

EXPENDITURES		REVENUES-REALIZED		1982 PROPERTY TAX	
GENERAL GOVERNMENT				STATE EQUALIZED TAX RATE $\rightarrow$	
Governing Body & Public Boards	41,882.00	1982 Property Taxes Collected		Local District School Taxes .83	10,206,543.26
Municipal Clerk	114,312.00	1982 Payments in Lieu of Taxes		Regional & Consolidated School Tax	
Financial Administration	24,450.00	Delinquent Tax & Lien Collections		School Taxes in Municipal Budget	
Assessment of Taxes	87,328.65	Business Personalty Replacement Taxes		County Taxes .29	3,614,571.39
Collection of Taxes	101,520.00	Taxes from Public Utilities		County Library Taxes	
Planning, Housing & Development	12,338.96	Other Miscellaneous Tax Revenues		Local Municipal Purpose Taxes .66	8,138,859.21
Human Resources		State Aid Revenues		Veteran & Senior Citizen Taxes	169,800.00
Elections	4,955.00	Federal Aid Revenues		Total Taxes for Rate Computation 1.78	22,129,773.86
General Administration (other)	804,314.60	State and Local Fiscal Assistance Act Utilized		Special District Taxes	
JUDICIARY		Sale of Acquired Property		Bank Corp. Taxes	25,492.56
Municipal Courts	158,969.98	Other Miscellaneous Revenues		Added and Omitted Taxes	120,464.03
PUBLIC SAFETY		Prior Years Surplus Appropriated		Total Taxes Levied - ABSTRACT	22,105,930.45
Fire Protection	760,752.21	REVENUES		Total Taxes Billed	22,142,970.77
Police Protection	2,636,876.00	Reserve For Uncollected Taxes		1982 TAXES COLLECTED	21,124,276.84
Civil Defense & Disaster Control		CAPITAL OUTLAY		1982 Taxes Cancelled, Abated or Adjusted	99,072.79
Environmental Inspection & Control	163,391.44	TOTAL		Transfer to Tax Title Liens or Foreclosed	337.26
Other Public Safety				Balance Outstanding Dec. 31, 1982	919,283.88
PUBLIC WORKS				PRIOR YEARS TAXES OUTSTANDING	
Streets and Drainage	582,556.30	Public Enterprises		Balance January 1, 1982	1,443,233.78
Sewers and Sewage Processing	1,249,618.00	Recreation—Culture		Collected in 1982	518,976.80
Garbage and Trash Disposal	326,180.00	Public Works		Cancelled, Abated or Adjusted 1982	
Public Buildings and Grounds	240,940.69	Buildings and Grounds		Transfers to Tax Title Liens or Foreclosed	
Other Public Works	21,580.00	Library and Education		Balance December 31, 1982	924,256.98
HEALTH and WELFARE		Conservation		TAX TITLE LIENS OUTSTANDING	
Health Services Except Environmental	187,250.23	All Other		Balance January 1, 1982	1,755.80
Welfare-Public Assistance	49,802.60	CAPITAL DEBT AUTHORIZED, DECEMBER 31, 1982		Transfer From Taxes	337.26
Hospitals, Clinics, First Aid		ISSUED AND UNISSUED		Redeemed in 1982	
Animal, Insect, & Rodent Control		GROSS DEBT		Cancelled, Abated or Adjusted (1982)	
Other Welfare Services		NET DEBT		Transfers to Foreclosed Property	
RECREATION and CONSERVATION		SCHOOL		Balance December 31, 1982	2,093.06
Beaches and Boardwalks		Self-liquidating		PROPERTY ACQUIRED BY DEED OR	
Parks, Playgrounds, Shade Trees	342,495.41	Other		FORECLOSURE	
Land Reclamation & Conservation		Total		Balance January 1, 1982	8,220.00
Other Recreational Services	168,385.31	ISSUED AND OUTSTANDING		Transfers From Taxes or Liens	
EDUCATION (excluding schools)		SCHOOL		Sale for Cash (1982)	
Libraries	373,401.52	Self-Liquidating		Cancelled, Abated or Adjusted (1982)	
Other Educational Services		Other		Balance December 31, 1982	8,220.00
STATUTORY EXPENDITURES		Total		CURRENT FINANCES DECEMBER 31, 1982	
Pensions & F. I. C. A.	715,329.75	EQUALIZED VALUATION BASIS		ASSETS	
Employee Fringe Benefits	255,300.00	FOR NET DEBT COMPUTATION		Cash Dec. 31, 1982	2,376,309.72
Other Statutory Expenditures		REAL PROPERTY VALUATIONS		Taxes Receivable	1,843,540.86
CETA And Other Public Employment Programs		Code Class # of Parcels % VAL'N		Tax Title Liens	2,093.06
MUNICIPAL FUNCTIONS		ASSESSED VALUATION		Foreclosed Property	8,220.00
CAPITAL IMPROVEMENTS *MEMO*	9,423,930.65	1 Vacant Land 236 2.77		Emergencies & Other Deferred Charges	51,150.00
DEBT SERVICE	78,537.31	2 Residential 3998 34.45		State and Federal Aid Receivable	3,699.50
Principal Payments	630,000.00	3 Farm		Other Receivables	63,448.89
Interest Payments	609,087.00	4a Commercial 306 18.21		Total	4,388,462.03
DEFERRED CHARGES	305,021.23	4b Industrial 17 1.06		LIABILITIES, RESERVES, AND SURPLUS	
SCHOOL, COUNTY, SPECIAL DISTRICT TAXES	13,821,114.65	4c Apartments 103 43.51		Cash Liabilities	1,366,597.74
RESERVE FOR UNCOLLECTED TAXES	1,438,740.58	Total 4660		Reserves for Receivables	1,901,402.81
EXPENDITURES	26,227,894.11	Land Area 2.50 Sq. Miles		Surplus Dec. 31, 1982	1,120,461.48
		Net Valuation Taxable-Municipal		Total	4,388,462.03
		Net Valuation Taxable-County			
		State Equalized Valuation			
		State Equalization Ratio			

1905

Population 1980 4,654  
 Population 1982 4,773  
 S & P Rating  
 Moody Rating

General Tax Rate Per \$100.  
 2.72  
 State Equalized Tax Rate  
 2.61

## FRANKFORD TOWNSHIP - SUSSEX CO.

## Form of Government:

## Township Committee

## Number of Members on Governing Body - 3

## PER CAPITA:

Gross Debt 253.39  
 Net Debt  
 Debt Service  
 Total Tax Levy 718.05  
 Municipal Expenditures 273.20

## PER CENT:

Gross Debt 1.01  
 Net Debt  
 Tax Levy Collected 89.10  
 Tax Levy Cancelled, Abated  
 or Adjusted .49

EXPENDITURES		REVENUES-REALIZED		1982 PROPERTY TAX	
GENERAL GOVERNMENT				STATE EQUALIZED TAX RATE $\rightarrow$	
Governing Body & Public Boards		1982 Property Taxes Collected	3,054,610.39	Local District School Taxes 1.13	1,480,867.00
Municipal Clerk		1982 Payments in Lieu of Taxes		Regional & Consolidated School Tax .58	752,316.36
Financial Administration	19,100.00	Delinquent Tax & Lien Collections	348,951.73	School Taxes in Municipal Budget	
Assessment of Taxes	31,500.00	Business Personalty Replacement Taxes	61,589.64	County Taxes .56	* 720,844.80
Collection of Taxes	34,500.00	Taxes from Public Utilities	275,256.00	County Library Taxes .03	40,535.91
Planning, Housing & Development	23,500.00	Other Miscellaneous Tax Revenues		Local Municipal Purpose Taxes .31	408,654.93
Human Resources		State Aid Revenues	31,529.09	Veteran & Senior Citizen Taxes	37,575.00
Elections		Federal Aid Revenues		Total Taxes for Rate Computation 2.61	3,450,794.00
General Administration (other)	112,143.04	State and Local Fiscal Assistance Act Utilized	43,443.35	Special District Taxes	
JUDICIARY		Sale of Acquired Property		Bank Corp. Taxes	1,251.32
Municipal Courts	23,200.00	Other Miscellaneous Revenues	175,236.07	Added and Omitted Taxes	12,788.69
PUBLIC SAFETY		Total	3,990,616.27	Total Taxes Levied - ABSTRACT	3,427,259.01
Fire Protection	23,900.00	Prior Years Surplus Appropriated	219,267.75	Total Taxes Billed	3,428,148.30
Police Protection	6,000.00	REVENUES TOTAL	4,209,884.06	1982 TAXES COLLECTED	3,054,610.39
Civil Defense & Disaster Control	1,200.00	Reserve For Uncollected Taxes	408,654.93	1982 Taxes Cancelled, Abated or Adjusted	16,759.99
Environmental Inspection & Control	18,000.00			Transfer to Tax Title Liens or Foreclosed	44,962.34
Other Public Safety		CAPITAL OUTLAY TOTAL	125,309.24	Balance Outstanding Dec. 31, 1982	311,815.58
PUBLIC WORKS				PRIOR YEARS TAXES OUTSTANDING	
Streets and Drainage	323,949.78	Public Enterprises		Balance January 1, 1982	250,160.94
Sewers and Sewage Processing		Recreation—Culture		Collected in 1982	265,271.17
Garbage and Trash Disposal	6,000.00	Public Works	82,536.14	Cancelled, Abated or Adjusted 1982	3,070.60
Public Buildings and Grounds	26,500.00	Buildings and Grounds	42,773.10	Transfers to Tax Title Liens or Foreclosed	18,015.24
Other Public Works	116,928.39	Library and Education		Balance December 31, 1982	3,803.93
HEALTH and WELFARE		Conservation		TAX TITLE LIENS OUTSTANDING	
Health Services Except Environmental	23,400.00	All Other		Balance January 1, 1982	202,992.63
Welfare-Public Assistance	6,800.00	CAPITAL DEBT AUTHORIZED, DECEMBER 31, 1982		Transfer From Taxes	62,977.58
Hospitals, Clinics, First Aid	3,000.00	ISSUED AND UNISSUED GROSS DEBT		Redeemed in 1982	83,680.56
Animal, Insect, & Rodent Control	23,300.00	School 1,209,444		Cancelled, Abated or Adjusted (1982)	1,342.96
Other Welfare Services		Self-liquidating		Transfers to Foreclosed Property	
RECREATION and CONSERVATION		Other		Balance December 31, 1982	180,946.69
Beaches and Boardwalks		Total 1,209,444		PROPERTY ACQUIRED BY DEED OR	
Parks, Playgrounds, Shade Trees		ISSUED AND OUTSTANDING		FORECLOSURE	
Land Reclamation & Conservation		School 1,209,444.71		Balance January 1, 1982	700.00
Other Recreational Services	8,700.00	Self-Liquidating		Transfers From Taxes or Liens	
EDUCATION (excluding schools)		Other		Sale for Cash (1982)	
Libraries		Total 1,209,444.71		Cancelled, Abated or Adjusted (1982)	
Other Educational Services		EQUALIZED VALUATION BASIS		Balance December 31, 1982	700.00
STATUTORY EXPENDITURES		FOR NET DEBT COMPUTATION	119,528,614	CURRENT FINANCES DECEMBER 31, 1982	
Pensions & F. I. C. A.	33,100.00	REAL PROPERTY VALUATIONS		ASSETS	
Employee Fringe Benefits	20,100.00	Code Class # of Parcels % VAL'N		Cash Dec. 31, 1982	657,598.58
Other Statutory Expenditures	3,500.00	1 Vacant Land 967 9.82		Taxes Receivable	315,619.51
CETA And Other Public Employment Programs		2 Residential 1681 71.76		Tax Title Liens	180,946.69
MUNICIPAL FUNCTIONS TOTAL	888,321.21	3 Farm 502 10.94		Foreclosed Property	700.00
CAPITAL IMPROVEMENTS *MEMO*	110,000.00	4a Commercial 83 7.02		Emergencies & Other Deferred Charges	40,180.00
DEBT SERVICE		4b Industrial 9 .38		State and Federal Aid Receivable	
Principal Payments		4c Apartments 1 .06		Other Receivables	5,919.30
Interest Payments		Total 3243	124,138,539.00	Total	1,240,964.08
DEFERRED CHARGES	7,020.19	Land Area 34.70 Sq. Miles		LIABILITIES, RESERVES, AND SURPLUS	
SCHOOL, COUNTY, SPECIAL DISTRICT TAXES	3,004,564.07	Net Valuation Taxable-Municipal	125,520,373	Cash Liabilities	284,772.36
RESERVE FOR UNCOLLECTED TAXES	408,654.93	Net Valuation Taxable-County	125,359,603	Reserves for Receivables	503,185.50
EXPENDITURES TOTAL	4,308,560.40	State Equalized Valuation	130,652,415	Surplus Dec. 31, 1982	453,006.22
		State Equalization Ratio	96.03	Total	1,240,964.08

\*Includes County Health Service Taxes or County Vocational School Taxes. See Table 13.



<b>1906</b>	
Population 1980	<b>4,486</b>
Population 1982	<b>4,472</b>
S & P Rating	<b>5.96</b>
Moody Rating	<b>2.66</b>
General Tax Rate Per \$100.	
State Equalized Tax Rate	

**FRANKLIN BOROUGH – SUSSEX COUNTY**  
**Form of Government:**  
**Borough Council**  
**Number of Members on Governing Body – 6**

<b>PER CAPITAL:</b>		<b>PER CENT:</b>	
Gross Debt	<b>1,836.41</b>	Gross Debt	<b>11.18</b>
Net Debt	<b>268.42</b>	Net Debt	<b>1.63</b>
Debt Service	<b>10.12</b>	Tax Levy Collected	<b>94.36</b>
Total Tax Levy	<b>475.48</b>	Tax Levy Cancelled, Abated or Adjusted	<b>.53</b>
Municipal Expenditures	<b>266.11</b>		

EXPENDITURES		REVENUES-REALIZED		1982 PROPERTY TAX	
<b>GENERAL GOVERNMENT</b>				<b>STATE EQUALIZED TAX RATE</b>	
Governing Body & Public Boards		1982 Property Taxes Collected	<b>2,000,576.71</b>	Local District School Taxes	<b>1.23</b>
Municipal Clerk		1982 Payments in Lieu of Taxes		Regional & Consolidated School Tax	<b>.55</b>
Financial Administration	<b>27,505.00</b>	Delinquent Tax & Lien Collections	<b>86,842.12</b>	School Taxes in Municipal Budget	
Assessment of Taxes	<b>7,585.00</b>	Business Personalty Replacement Taxes	<b>68,315.80</b>	County Taxes	<b>.57</b>
Collection of Taxes	<b>18,343.00</b>	Taxes from Public Utilities	<b>599,562.00</b>	County Library Taxes	<b>.03</b>
Planning, Housing & Development	<b>15,454.00</b>	Other Miscellaneous Tax Revenues		Local Municipal Purpose Taxes	<b>.28</b>
Human Resources		State Aid Revenues	<b>29,695.54</b>	Veteran & Senior Citizen Taxes	
Elections	<b>1,259.00</b>	Federal Aid Revenues		Total Taxes for Rate Computation	<b>2.66</b>
General Administration (other)	<b>110,053.81</b>	State and Local Fiscal Assistance Act Utilized	<b>47,554.00</b>	Special District Taxes	
<b>JUDICIARY</b>		Sale of Acquired Property		Bank Corp. Taxes	<b>8,510.55</b>
Municipal Courts	<b>15,374.96</b>	Other Miscellaneous Revenues	<b>206,645.55</b>	Added and Omitted Taxes	
<b>PUBLIC SAFETY</b>		Total	<b>3,039,232.56</b>	Total Taxes Levied - ABSTRACT	<b>2,126,347.49</b>
Fire Protection	<b>40,623.00</b>	Prior Years Surplus Appropriated	<b>200,000.00</b>	Total Taxes Billed	<b>2,120,201.58</b>
Police Protection	<b>251,351.00</b>	REVENUES TOTAL	<b>3,239,232.56</b>	1982 TAXES COLLECTED	<b>2,000,576.71</b>
Civil Defense & Disaster Control	<b>590.00</b>	Reserve For Uncollected Taxes	<b>161,996.39</b>	1982 Taxes Cancelled, Abated or Adjusted	<b>11,201.82</b>
Environmental Inspection & Control	<b>10,137.00</b>			Transfer to Tax Title Liens or Foreclosed	<b>3,635.60</b>
Other Public Safety		<b>CAPITAL OUTLAY TOTAL</b>	<b>4,711,038.07</b>	Balance Outstanding Dec. 31, 1982	<b>104,787.45</b>
<b>PUBLIC WORKS</b>				<b>PRIOR YEARS TAXES OUTSTANDING</b>	
Streets and Drainage	<b>264,046.16</b>	Public Enterprises	<b>4,653,469.82</b>	Balance January 1, 1982	<b>97,034.95</b>
Sewers and Sewage Processing		Recreation—Culture		Collected in 1982	<b>85,672.51</b>
Garbage and Trash Disposal	<b>3,853.20</b>	Public Works	<b>17,568.25</b>	Cancelled, Abated or Adjusted 1982	<b>9,733.42</b>
Public Buildings and Grounds	<b>51,406.00</b>	Buildings and Grounds		Transfers to Tax Title Liens or Foreclosed	<b>1,629.02</b>
Other Public Works	<b>22,601.00</b>	Library and Education		Balance December 31, 1982	
<b>HEALTH and WELFARE</b>		Conservation		<b>TAX TITLE LIENS OUTSTANDING</b>	
Health Services Except Environmental	<b>14,791.00</b>	All Other		Balance January 1, 1982	<b>1,760.84</b>
Welfare-Public Assistance	<b>13,783.00</b>			Transfer From Taxes	<b>5,481.87</b>
Hospitals, Clinics, First Aid		<b>CAPITAL DEBT AUTHORIZED, DECEMBER 31, 1982</b>		Redeemed in 1982	<b>1,169.61</b>
Animal, Insect, & Rodent Control	<b>470.00</b>	ISSUED AND UNISSUED		Cancelled, Abated or Adjusted (1982)	<b>70.55</b>
Other Welfare Services	<b>88.00</b>	School	<b>2,870,223</b>	Transfers to Foreclosed Property	
<b>RECREATION and CONSERVATION</b>		Self-liquidating	<b>5,147,210</b>	Balance December 31, 1982	<b>6,002.55</b>
Beaches and Boardwalks		Other	<b>195,000</b>	<b>PROPERTY ACQUIRED BY DEED OR FORECLOSURE</b>	
Parks, Playgrounds, Shade Trees		Total	<b>8,212,433</b>	Balance January 1, 1982	<b>53,500.00</b>
Land Reclamation & Conservation	<b>88.00</b>			Transfers From Taxes or Liens	
Other Recreational Services	<b>14,456.00</b>	ISSUED AND OUTSTANDING		Sale for Cash (1982)	
<b>EDUCATION (excluding schools)</b>		School	<b>2,818,969.42</b>	Cancelled, Abated or Adjusted (1982)	
Libraries		Self-liquidating	<b>4,684,000.00</b>	Balance December 31, 1982	<b>53,500.00</b>
Other Educational Services		Other	<b>195,000.00</b>	<b>CURRENT FINANCES DECEMBER 31, 1982</b>	
<b>STATUTORY EXPENDITURES</b>		Total	<b>7,697,969.42</b>	<b>ASSETS</b>	
Pensions & F. I. C. A.	<b>69,247.20</b>	<b>EQUALIZED VALUATION BASIS FOR NET DEBT COMPUTATION</b>	<b>73,475,954</b>	Cash Dec. 31, 1982	<b>804,114.07</b>
Employee Fringe Benefits	<b>23,685.00</b>	<b>REAL PROPERTY VALUATIONS</b>		Taxes Receivable	<b>104,787.45</b>
Other Statutory Expenditures	<b>6,000.00</b>	Code Class # of Parcels % VAL'N		Tax Title Liens	<b>6,002.55</b>
<b>CETA And Other Public Employment Programs</b>		1 Vacant Land 172 3.44	<b>1,188,725.00</b>	Foreclosed Property	<b>53,500.00</b>
<b>MUNICIPAL FUNCTIONS TOTAL</b>	<b>582,790.33</b>	2 Residential 1087 64.99	<b>22,463,100.00</b>	Emergencies & Other Deferred Charges	<b>2,928.37</b>
<b>CAPITAL IMPROVEMENTS *MEMO*</b>	<b>5,000.00</b>	3 Farm 40 1.66	<b>572,000.00</b>	State and Federal Aid Receivable	<b>21,425.33</b>
<b>DEBT SERVICE</b>		4a Commercial 123 22.82	<b>7,888,725.00</b>	Other Receivables	<b>7,885.20</b>
Principal Payments	<b>25,000.00</b>	4b Industrial 6 5.16	<b>1,782,750.00</b>	Total	<b>1,000,642.97</b>
Interest Payments	<b>20,240.00</b>	4c Apartments 13 1.93	<b>668,300.00</b>	<b>LIABILITIES, RESERVES, AND SURPLUS</b>	
		Total 1441	<b>34,563,600.00</b>	Cash Liabilities	<b>94,679.93</b>
<b>DEFERRED CHARGES</b>		Land Area 4.40 Sq. Miles		Reserves for Receivables	<b>172,175.20</b>
SCHOOL, COUNTY, SPECIAL DISTRICT TAXES	<b>1,892,528.32</b>	Net Valuation Taxable-Municipal	<b>35,573,852</b>	Surplus Dec. 31, 1982	<b>733,787.84</b>
RESERVE FOR UNCOLLECTED TAXES	<b>161,996.39</b>	Net Valuation Taxable-County	<b>77,021,847</b>	Total	<b>1,000,642.97</b>
<b>EXPENDITURES TOTAL</b>	<b>3,082,555.04</b>	State Equalized Valuation	<b>78,370,013</b>		
		State Equalization Ratio	<b>44.68</b>		

\*Includes County Health Service Taxes or County Vocational School Taxes. See Table 13



0805

Population 1980 **12,396**  
 Population 1982 **13,158**  
 S & P Rating  
 Moody Rating

General Tax Rate Per \$100.

**3.47**  
 State Equalized Tax Rate  
**2.25**

## FRANKLIN TOWNSHIP - GLOUCESTER CO.

## Form of Government:

## Township Committee

## Number of Members on Governing Body - 5

## PER CAPITA:

Gross Debt **156.57**  
 Net Debt **78.14**  
 Debt Service **34.68**  
 Total Tax Levy **380.74**  
 Municipal Expenditures **227.91**

## PER CENT:

Gross Debt **1.09**  
 Net Debt **.54**  
 Tax Levy Collected **87.43**  
 Tax Levy Cancelled, Abated  
 or Adjusted **.21**

EXPENDITURES		REVENUES-REALIZED		1982 PROPERTY TAX	
GENERAL GOVERNMENT				STATE EQUALIZED TAX RATE $\rightarrow$	
Governing Body & Public Boards	15,000.00	1982 Property Taxes Collected		Local District School Taxes .64	1,348,554.30
Municipal Clerk	29,293.00	1982 Payments in Lieu of Taxes		Regional & Consolidated School Tax .63	1,331,585.84
Financial Administration	59,313.00	Delinquent Tax & Lien Collections		School Taxes in Municipal Budget	
Assessment of Taxes	48,704.40	Business Personalty Replacement Taxes		County Taxes .59	1,242,687.18
Collection of Taxes	72,754.56	Taxes from Public Utilities		County Library Taxes .02	34,570.17
Planning, Housing & Development	15,805.00	Other Miscellaneous Tax Revenues		Local Municipal Purpose Taxes .37	779,573.50
Human Resources	18,208.36	State Aid Revenues		Veteran & Senior Citizen Taxes	142,100.00
Elections	3,000.00	Federal Aid Revenues		Total Taxes for Rate Computation 2.25	4,879,070.99
General Administration (other)	239,729.47	State and Local Fiscal Assistance Act Utilized		Special District Taxes	196,384.00
JUDICIARY		Sale of Acquired Property		Bank Corp. Taxes	5,171.02
Municipal Courts	48,453.40	Other Miscellaneous Revenues		Added and Omitted Taxes	71,302.12
PUBLIC SAFETY		Total		Total Taxes Levied - ABSTRACT	5,009,828.13
Fire Protection	23,069.95	Prior Years Surplus Appropriated		Total Taxes Billed	5,013,125.75
Police Protection	525,002.50	REVENUES TOTAL		1982 TAXES COLLECTED	4,382,972.27
Civil Defense & Disaster Control	2,043.00	Reserve For Uncollected Taxes		1982 Taxes Cancelled, Abated or Adjusted	10,750.21
Environmental Inspection & Control	58,146.80	CAPITAL OUTLAY TOTAL		Transfer to Tax Title Liens or Foreclosed	53,498.46
Other Public Safety				Balance Outstanding Dec. 31, 1982	565,904.81
PUBLIC WORKS				PRIOR YEARS TAXES OUTSTANDING	
Streets and Drainage	307,200.36	Public Enterprises		Balance January 1, 1982	533,261.44
Sewers and Sewage Processing	100.00	Recreation—Culture		Collected in 1982	494,900.89
Garbage and Trash Disposal	104,710.00	Public Works		Cancelled, Abated or Adjusted 1982	138.45
Public Buildings and Grounds	39,564.13	Buildings and Grounds		Transfers to Tax Title Liens or Foreclosed	29,774.26
Other Public Works	29,865.00	Library and Education		Balance December 31, 1982	8,447.84
HEALTH and WELFARE		Conservation		TAX TITLE LIENS OUTSTANDING	
Health Services Except Environmental	3,600.00	All Other		Balance January 1, 1982	129,082.79
Welfare-Public Assistance	10,500.00	CAPITAL DEBT AUTHORIZED, DECEMBER 31, 1982		Transfer From Taxes	87,042.17
Hospitals, Clinics, First Aid		ISSUED AND UNISSUED GROSS DEBT NET DEBT		Redeemed in 1982	113,516.68
Animal, Insect, & Rodent Control	21,300.00	School 1,032,086		Cancelled, Abated or Adjusted (1982)	
Other Welfare Services		Self-liquidating 1,028,120		Transfers to Foreclosed Property	8,397.71
RECREATION and CONSERVATION		Other 1,028,120		Balance December 31, 1982	94,210.57
Beaches and Boardwalks	62,221.53	Total 2,060,206		PROPERTY ACQUIRED BY DEED OR	
Parks, Playgrounds, Shade Trees	14,350.00	ISSUED AND OUTSTANDING		FORECLOSURE	
Land Reclamation & Conservation	2,000.00	School 1,032,086.32		Balance January 1, 1982	139,002.29
Other Recreational Services		Self-Liquidating 1,004,369.40		Transfers From Taxes or Liens	8,397.71
EDUCATION (excluding schools)		Other 2,036,455.72		Sale for Cash (1982)	14,903.00
Libraries	5,947.99	EQUALIZED VALUATION BASIS		Cancelled, Abated or Adjusted (1982)	21,459.50
Other Educational Services	1,000.00	FOR NET DEBT COMPUTATION		Balance December 31, 1982	111,037.50
STATUTORY EXPENDITURES		REAL PROPERTY VALUATIONS		CURRENT FINANCES DECEMBER 31, 1982	
Pensions & F. I. C. A.	118,123.78	Code Class # of Parcels % VAL'N ASSESSED VALUATION		ASSETS	
Employee Fringe Benefits	50,042.86	1 Vacant Land 2547 10.91 14,574,600.00		Cash Dec. 31, 1982	624,354.85
Other Statutory Expenditures	18,450.00	2 Residential 3493 70.23 93,853,000.00		Taxes Receivable	574,352.56
CETA And Other Public Employment Programs		3 Farm 936 9.83 13,142,400.00		Tax Title Liens	94,210.57
MUNICIPAL FUNCTIONS TOTAL	1,947,499.09	4a Commercial 182 8.30 11,093,400.00		Foreclosed Property	111,037.50
CAPITAL IMPROVEMENTS *MEMO*		4b Industrial 9 .73 579,700.00		Emergencies & Other Deferred Charges	
DEBT SERVICE		Total 7167 133,643,100.00		State and Federal Aid Receivable	7,304.37
Principal Payments	341,321.60	Land Area 56.47 Sq. Miles		Other Receivables	81,300.71
Interest Payments	115,000.00	Net Valuation Taxable-Municipal		Total	1,492,560.56
DEFERRED CHARGES	20,751.61	Net Valuation Taxable-County		LIABILITIES, RESERVES, AND SURPLUS	
SCHOOL, COUNTY, SPECIAL DISTRICT TAXES	4,153,781.49	State Equalized Valuation		Cash Liabilities	230,443.76
RESERVE FOR UNCOLLECTED TAXES	574,281.54	State Equalization Ratio		Reserves for Receivables	860,901.34
EXPENDITURES TOTAL	7,152,635.33			Surplus Dec. 31, 1982	401,215.46
				Total	1,492,560.56

## FRANKLIN TOWNSHIP – HUNTERDON CO.

## Form of Government:

## Township Committee

## Number of Members on Governing Body – 3

1010	
Population 1980	2,294
Population 1982	2,319
S & P Rating	1.99
Moody Rating	
General Tax Rate Per \$100.	
State Equalized Tax Rate	2.42

PER CAPITA:		PER CENT:	
Gross Debt	265.52	Gross Debt	.73
Net Debt		Net Debt	
Debt Service		Tax Levy Collected	91.81
Total Tax Levy	1,035.83	Tax Levy Cancelled, Abated or Adjusted	1.48
Municipal Expenditures	249.01		

EXPENDITURES		REVENUES-REALIZED		1982 PROPERTY TAX	
GENERAL GOVERNMENT				STATE EQUALIZED TAX RATE	
Governing Body & Public Boards		1982 Property Taxes Collected	2,208,176.80	Local District School Taxes .83	816,475.00
Municipal Clerk		1982 Payments in Lieu of Taxes		Regional & Consolidated School Tax .96	946,567.65
Financial Administration	10,451.00	Delinquent Tax & Lien Collections	155,860.33	School Taxes in Municipal Budget	
Assessment of Taxes	11,693.00	Business Personalty Replacement Taxes	53,401.64	County Taxes	.52 514,891.66
Collection of Taxes	8,422.07	Taxes from Public Utilities	149,010.00	County Library Taxes	.03 30,931.06
Planning, Housing & Development	21,142.00	Other Miscellaneous Tax Revenues		Local Municipal Purpose Taxes	.07 64,201.67
Human Resources		State Aid Revenues	15,336.72	Veteran & Senior Citizen Taxes	22,500.00
Elections		Federal Aid Revenues		Total Taxes far Rate Camputation	2.41 2,355,567.64
General Administration (other)	50,606.08	State and Local Fiscal Assistance Act Utilized	9,047.00	Special District Taxes	
JUDICIARY		Sale of Acquired Property		Bank Corp. Taxes	2,490.12
Municipal Courts	6,150.00	Other Miscellaneous Revenues	138,530.37	Added and Omitted Taxes	26,524.83
PUBLIC SAFETY		Total	2,729,362.86	Total Taxes Levied - ABSTRACT	2,402,081.99
Fire Protection	25,150.00	Prior Years Surplus Appropriated	100,000.00	Total Taxes Billed	2,405,135.31
Police Protection	77,088.00	REVENUES TOTAL	2,829,362.86	1982 TAXES COLLECTED	2,208,176.80
Civil Defense & Disaster Control	252.47	Reserve For Uncollected Taxes	162,425.51	1982 Taxes Cancelled, Abated or Adjusted	35,591.54
Environmental Inspection & Control	11,285.00	CAPITAL OUTLAY TOTAL	34,716.00	Transfer to Tax Title Liens or Foreclosed	3,897.76
Other Public Safety				Balance Outstanding Dec. 31, 1982	157,469.21
PUBLIC WORKS				PRIOR YEARS TAXES OUTSTANDING	
Streets and Drainage	125,884.16	Public Enterprises		Balance January 1, 1982	150,755.19
Sewers and Sewage Processing		Recreation—Culture		Collected in 1982	142,883.37
Garbage and Trash Disposal		Public Works	34,716.00	Cancelled, Abated or Adjusted 1982	501.60
Public Buildings and Grounds	8,208.00	Buildings and Grounds		Transfers to Tax Title Liens or Foreclosed	6,339.82
Other Public Works		Library and Education		Balance December 31, 1982	1,030.40
HEALTH and WELFARE		Conservation		TAX TITLE LIENS OUTSTANDING	
Health Services Except Environmental	4,435.00	All Other		Balance January 1, 1982	12,976.96
Welfare-Public Assistance	1,050.00	CAPITAL DEBT AUTHORIZED, DECEMBER 31, 1982		Transfer From Taxes	10,237.58
Hospitals, Clinics, First Aid		ISSUED AND UNISSUED		Redeemed in 1982	12,976.96
Animal, Insect, & Rodent Control	1,659.52	School	615,738	Cancelled, Abated or Adjusted (1982)	
Other Welfare Services		Self-liquidating		Transfers to Foreclosed Property	
RECREATION and CONSERVATION		Other		Balance December 31, 1982	10,237.58
Beaches and Boardwalks		Total	615,738	PROPERTY ACQUIRED BY DEED OR FORECLOSURE	
Parks, Playgrounds, Shade Trees		ISSUED AND OUTSTANDING		Balance January 1, 1982	
Land Reclamation & Conservation	11,000.00	School	615,419.25	Transfers From Taxes or Liens	
Other Recreational Services	5,000.00	Self-Liquidating		Sale for Cash (1982)	
EDUCATION (excluding schools)		Other		Cancelled, Abated or Adjusted (1982)	
Libraries		Total	615,419.25	Balance December 31, 1982	
Other Educational Services		EQUALIZED VALUATION BASIS		CURRENT FINANCES DECEMBER 31, 1982	
STATUTORY EXPENDITURES		FOR NET DEBT COMPUTATION	84,741,306	ASSETS	
Pensions & F. I. C. A.	17,461.70	REAL PROPERTY VALUATIONS		Cash Dec. 31, 1982	663,168.77
Employee Fringe Benefits	12,200.00	Code Class # of Parcels % VAL'N		Taxes Receivable	158,499.61
Other Statutory Expenditures	500.00	1 Vacant Land 195 5.23	5,320,960.00	Tax Title Liens	10,237.58
CETA And Other Public Employment Programs		2 Residential 565 55.27	56,236,692.00	Foreclosed Property	
MUNICIPAL FUNCTIONS TOTAL	409,638.00	3 Farm 551 27.61	28,053,438.00	Emergencies & Other Deferred Charges	21,600.00
CAPITAL IMPROVEMENTS *MEMO*	4,000.00	4a Commercial 22 10.55	10,738,700.00	State and Federal Aid Receivable	
DEBT SERVICE		4b Industrial 8 1.10	1,118,200.00	Other Receivables	38,934.38
Principal Payments		4c Apartments 2 .24	247,600.00	Total	892,440.34
Interest Payments		Total 1343	101,755,590.00	LIABILITIES, RESERVES, AND SURPLUS	
DEFERRED CHARGES	5,400.00	Land Area 23.30 Sq. Miles		Cash Liabilities	536,619.25
SCHOOL, COUNTY, SPECIAL DISTRICT TAXES	2,308,865.37	Net Valuation Taxable-Municipal	119,528,161	Reserves for Receivables	207,671.57
RESERVE FOR UNCOLLECTED TAXES	162,425.51	Net Valuation Taxable-County	105,823,321	Surplus Dec. 31, 1982	148,149.52
EXPENDITURES TOTAL	2,886,325.28	State Equalized Valuation	101,560,263	Total	892,440.34
		State Equalization Ratio	121.45		



1808

Population 1980 31,358  
 Population 1982 32,342  
 S & P Rating  
 Moody Rating A

General Tax Rate Per \$100.  
 2.87  
 State Equalized Tax Rate  
 2.60

## FRANKLIN TOWNSHIP - SOMERSET CO.

## Form of Government:

## Council-Manager Plan D (OMCL 50)

## Number of Members on Governing Body - 9

## PER CAPITA:

Gross Debt 565.63  
 Net Debt 278.28  
 Debt Service 30.32  
 Total Tax Levy 716.30  
 Municipal Expenditures 283.05

## PER CENT:

Gross Debt 2.37  
 Net Debt 1.17  
 Tax Levy Collected 97.04  
 Tax Levy Cancelled, Abated or Adjusted .13

EXPENDITURES		REVENUES-REALIZED		1982 PROPERTY TAX	
GENERAL GOVERNMENT				STATE EQUALIZED TAX RATE $\rightarrow$ 1.73	
Governing Body & Public Boards	35,525.00	1982 Property Taxes Collected 22,455,815.82		Local District School Taxes	14,771,334.23
Municipal Clerk	65,891.00	1982 Payments in Lieu of Taxes 104,521.08		Regional & Consolidated School Tax	
Financial Administration	101,127.00	Delinquent Tax & Lien Collections 656,276.65		School Taxes in Municipal Budget	
Assessment of Taxes	81,917.00	Business Personalty Replacement Taxes 283,130.72		County Taxes	3,861,940.42
Collection of Taxes	66,752.00	Taxes from Public Utilities 2,376,713.00		County Library Taxes	-1,759.13
Planning, Housing & Development	236,390.00	Other Miscellaneous Tax Revenues		Local Municipal Purpose Taxes	3,548,122.75
Human Resources		State Aid Revenues 298,848.68		Veteran & Senior Citizen Taxes	200,225.00
Elections	6,600.00	Federal Aid Revenues		Total Taxes for Rate Computation	22,379,863.27
General Administration (other)	559,820.00	State and Local Fiscal Assistance Act Utilized 272,042.00		Special District Taxes	497,011.40
JUDICIARY		Sale of Acquired Property		Bank Corp. Taxes	40,429.62
Municipal Courts	68,899.00	Other Miscellaneous Revenues		Added and Omitted Taxes	449,417.66
PUBLIC SAFETY		Total 27,586,717.93		Total Taxes Levied - ABSTRACT	23,166,496.95
Fire Protection	82,438.80	Prior Years Surplus Appropriated 1,500,000.00		Total Taxes Billed	23,141,803.71
Police Protection	1,884,644.00	REVENUES TOTAL 29,086,717.93		1982 TAXES COLLECTED	22,455,815.82
Civil Defense & Disaster Control	3,950.00	Reserve For Uncollected Taxes 1,357,804.00		1982 Taxes Cancelled, Abated or Adjusted	30,303.58
Environmental Inspection & Control	184,685.00	CAPITAL OUTLAY TOTAL 2,316,311.79		Transfer to Tax Title Liens or Foreclosed	59,755.30
Other Public Safety		Public Enterprises 26,204.76		Balance Outstanding Dec. 31, 1982	595,929.01
PUBLIC WORKS		Recreation--Culture		PRIOR YEARS TAXES OUTSTANDING	
Streets and Drainage	1,005,234.00	Public Works 2,074,556.21		Balance January 1, 1982	1,122,861.07
Sewers and Sewage Processing		Buildings and Grounds 214,838.82		Collected in 1982	637,829.57
Garbage and Trash Disposal		Library and Education 672.00		Cancelled, Abated or Adjusted 1982	
Public Buildings and Grounds	249,765.00	Conservation		Transfers to Tax Title Liens or Foreclosed	20,085.33
Other Public Works	192,975.00	All Other		Balance December 31, 1982	464,946.17
HEALTH and WELFARE		CAPITAL DEBT AUTHORIZED, DECEMBER 31, 1982		TAX TITLE LIENS OUTSTANDING	
Health Services Except Environmental	132,687.00	ISSUED AND UNISSUED GROSS DEBT NET DEBT		Balance January 1, 1982	146,104.06
Welfare-Public Assistance	26,250.00	School 1,300,000		Transfer From Taxes	82,971.01
Hospitals, Clinics, First Aid		Self-liquidating 1,185,000		Redeemed in 1982	18,447.08
Animal, Insect, & Rodent Control		Other 15,808,675		Cancelled, Abated or Adjusted (1982)	3,500.00
Other Welfare Services		Total 18,293,675		Transfers to Foreclosed Property	301.48
RECREATION and CONSERVATION		ISSUED AND OUTSTANDING		Balance December 31, 1982	206,826.51
Beaches and Boardwalks		School 1,300,000.00		PROPERTY ACQUIRED BY DEED OR FORECLOSURE	
Parks, Playgrounds, Shade Trees	156,176.00	Self-Liquidating 1,184,000.00		Balance January 1, 1982	327,559.02
Land Reclamation & Conservation		Other 15,578,000.00		Transfers From Taxes or Liens	301.48
Other Recreational Services	3,000.00	Total 18,062,000.00		Sale for Cash (1982)	6,900.00
EDUCATION (excluding schools)		EQUALIZED VALUATION BASIS FOR NET DEBT COMPUTATION 770,564,999		Cancelled Abated or Adjusted (1982)	
Libraries	285,160.00	REAL PROPERTY VALUATIONS		Balance December 31, 1982	320,960.50
Other Educational Services	23,160.00	Code Class # of Parcels % VAL'N ASSESSED VALUATION		CURRENT FINANCES DECEMBER 31, 1982	
STATUTORY EXPENDITURES		1 Vacant Land 1335 5.45 41,554,400.00		ASSETS	
Pensions & F. I. C. A.	529,932.00	2 Residential 7620 64.90 494,624,000.00		Cash Dec. 31, 1982	3,271,809.79
Employee Fringe Benefits	313,684.00	3 Farm 549 2.43 18,536,600.00		Taxes Receivable	1,060,875.18
Other Statutory Expenditures	18,000.00	4a Commercial 248 10.04 76,488,600.00		Tax Title Liens	206,826.51
CETA And Other Public Employment Programs		4b Industrial 95 12.57 95,753,400.00		Foreclosed Property	320,960.50
MUNICIPAL FUNCTIONS TOTAL 6,754,661.80		4c Apartments 19 4.61 35,129,200.00		Emergencies & Other Deferred Charges	
CAPITAL IMPROVEMENTS *MEMO* 125,000.00		Total 9866 762,126,200.00		State and Federal Aid Receivable	13,502.50
DEBT SERVICE		Land Area 46.90 Sq. Miles		Other Receivables	23,508.47
Principal Payments	424,000.00	Net Valuation Taxable-Municipal 773,232,873		Total	4,897,482.95
Interest Payments	556,582.20	Net Valuation Taxable-County 825,860,589		LIABILITIES, RESERVES, AND SURPLUS	
DEFERRED CHARGES	61,278.00	State Equalized Valuation 852,305,569		Cash Liabilities	667,678.46
SCHOOL, COUNTY, SPECIAL DISTRICT TAXES	19,128,526.92	State Equalization Ratio 90.60		Reserves for Receivables	1,598,230.68
RESERVE FOR UNCOLLECTED TAXES	1,357,804.00			Surplus Dec. 31, 1982	2,631,573.81
EXPENDITURES TOTAL 28,282,852.92				Total	4,897,482.95



Population 1980 **2,341**  
 Population 1982 **2,347**  
 S & P Rating  
 Moody Rating

General Tax Rate Per \$100.

State Equalized Tax Rate **2.15**  
**2.17**

## FRANKLIN TOWNSHIP – WARREN COUNTY

## Form of Government:

## Township Committee

## Number of Members on Governing Body – 3

## PER CAPITA.

Gross Debt **186.74**  
 Net Debt  
 Debt Service  
 Total Tax Levy **468.41**  
 Municipal Expenditures **202.10**

## PER CENT:

Gross Debt **.92**  
 Net Debt  
 Tax Levy Collected **90.81**  
 Tax Levy Cancelled, Abated  
 or Adjusted **.22**

EXPENDITURES		REVENUES-REALIZED		1982 PROPERTY TAX	
GENERAL GOVERNMENT				STATE EQUALIZED TAX RATE <b>2.17</b>	
Governing Body & Public Boords		1982 Property Taxes Collected	<b>1,002,144.83</b>	Local District School Taxes <b>.70</b>	<b>354,619.00</b>
Municipal Clerk		1982 Payments in Lieu of Taxes		Regional & Consolidated School Tax <b>.82</b>	<b>413,628.05</b>
Financial Administration	<b>11,769.00</b>	Delinquent Tax & Lien Collections	<b>86,529.66</b>	School Taxes in Municipal Budget	
Assessment of Taxes	<b>9,540.74</b>	Business Personalty Replacement Taxes	<b>67,476.00</b>	County Taxes <b>.61</b>	<b>311,808.79</b>
Collection of Taxes	<b>10,109.95</b>	Taxes from Public Utilities	<b>172,554.00</b>	County Library Taxes <b>.03</b>	<b>15,597.51</b>
Planning, Housing & Development	<b>13,072.33</b>	Other Miscellaneous Tax Revenues		Local Municipal Purpose Taxes	
Human Resources		State Aid Revenues	<b>13,786.20</b>	Veteran & Senior Citizen Taxes	<b>26,450.00</b>
Elections		Federal Aid Revenues		Total Taxes for Rate Computation <b>2.16</b>	<b>1,122,103.35</b>
General Administration (other)	<b>59,249.12</b>	State and Local Fiscal Assistance Act Utilized	<b>42,915.50</b>	Special District Taxes	
JUDICIARY		Sale of Acquired Property		Bank Corp. Taxes	<b>847.35</b>
Municipal Courts	<b>9,563.00</b>	Other Miscellaneous Revenues	<b>247,290.44</b>	Added and Omitted Taxes	<b>2,852.91</b>
PUBLIC SAFETY		Total	<b>1,633,136.63</b>	Total Taxes Levied - ABSTRACT	<b>1,099,353.61</b>
Fire Protection	<b>27,000.00</b>	Prior Years Surplus Appropriated	<b>237,767.34</b>	Total Taxes Billed	<b>1,103,511.15</b>
Police Protection	<b>12,373.50</b>	REVENUES TOTAL	<b>1,570,903.97</b>	1982 TAXES COLLECTED	<b>1,002,144.83</b>
Civil Defense & Disaster Control		Reserve For Uncollected Taxes	<b>123,365.00</b>	1982 Taxes Cancelled, Abated or Adjusted	<b>2,449.42</b>
Environmental Inspection & Control				Transfer to Tax Title Liens or Foreclosed	<b>7,112.84</b>
Other Public Safety				Balance Outstanding Dec. 31, 1982	<b>51,804.06</b>
PUBLIC WORKS		CAPITAL OUTLAY TOTAL	<b>6,021.71</b>	PRIOR YEARS TAXES OUTSTANDING	
Streets and Drainage	<b>117,862.76</b>	Public Enterprises		Balance January 1, 1982	<b>86,614.28</b>
Sewers and Sewage Processing		Recreation—Culture		Collected in 1982	<b>80,921.98</b>
Garbage and Trash Disposal		Public Works	<b>6,021.71</b>	Cancelled, Abated or Adjusted 1982	<b>123.21</b>
Public Buildings and Grounds	<b>8,574.62</b>	Buildings and Grounds		Transfers to Tax Title Liens or Foreclosed	<b>5,271.11</b>
Other Public Works		Library and Education		Balance December 31, 1982	<b>297.98</b>
HEALTH and WELFARE		Conservation		TAX TITLE LIENS OUTSTANDING	
Health Services Except Environmental	<b>2,659.00</b>	All Other		Balance January 1, 1982	<b>29,319.41</b>
Welfare-Public Assistance	<b>402.00</b>			Transfer From Taxes	<b>12,777.26</b>
Hospitals, Clinics, First Aid	<b>100.00</b>	CAPITAL DEBT AUTHORIZED, DECEMBER 31, 1982		Redeemed in 1982	<b>5,607.68</b>
Animal, Insect, & Rodent Control		ISSUED AND UNISSUED		Cancelled, Abated or Adjusted (1982)	
Other Welfare Services		School	<b>438,283</b>	Transfers to Foreclosed Property	
RECREATION and CONSERVATION		Self-Liquidating		Balance December 31, 1982	<b>36,488.99</b>
Beaches and Boardwalks		Other		PROPERTY ACQUIRED BY DEED OR	
Parks, Playgrounds, Shade Trees		Total	<b>438,283</b>	FORECLOSURE	
Land Reclamation & Conservation				Balance January 1, 1982	
Other Recreational Services	<b>4,000.00</b>	ISSUED AND OUTSTANDING		Transfers From Taxes or Liens	
EDUCATION (excluding schools)		School	<b>422,441.71</b>	Sale for Cash (1982)	
Libraries		Self-Liquidating		Cancelled, Abated or Adjusted (1982)	
Other Educational Services	<b>50,000.00</b>	Other		Balance December 31, 1982	
STATUTORY EXPENDITURES		Total	<b>422,441.71</b>	CURRENT FINANCES DECEMBER 31, 1982	
Pensions & F. I. C. A.	<b>7,531.48</b>	EQUALIZED VALUATION BASIS		ASSETS	
Employee Fringe Benefits	<b>7,136.04</b>	FOR NET DEBT COMPUTATION	<b>47,836,345</b>	Cash Dec. 31, 1982	<b>1,841,606.91</b>
Other Statutory Expenditures	<b>18.99</b>	REAL PROPERTY VALUATIONS		Taxes Receivable	<b>92,102.04</b>
CETA And Other Public Employment Programs		Code Class # of Parcels % VAL'N		Tax Title Liens	<b>36,488.99</b>
MUNICIPAL FUNCTIONS TOTAL	<b>350,962.53</b>	1 Vacant Land 209 5.39	<b>2,718,235.00</b>	Foreclosed Property	
CAPITAL IMPROVEMENTS *MEMO*	<b>152,925.00</b>	2 Residential 542 59.96	<b>30,226,125.00</b>	Emergencies & Other Deferred Charges	
DEBT SERVICE		3 Farm 492 21.19	<b>10,678,112.00</b>	State and Federal Aid Receivable	
Principal Payments		4a Commercial 51 10.71	<b>5,359,645.00</b>	Other Receivables	
Interest Payments		4b Industrial 12 2.48	<b>1,251,455.00</b>	Total	<b>1,970,197.94</b>
DEFERRED CHARGES		4c Apartments 2 .28	<b>140,970.00</b>	LIABILITIES, RESERVES, AND SURPLUS	
SCHOOL, COUNTY, SPECIAL DISTRICT TAXES	<b>1,055,653.35</b>	Total 1308	<b>50,414,542.00</b>	Cash Liabilities	<b>757,445.70</b>
RESERVE FOR UNCOLLECTED TAXES	<b>123,365.00</b>	Land Area 24.10 Sq. Miles		Reserves for Receivables	<b>128,591.03</b>
EXPENDITURES TOTAL	<b>1,569,980.68</b>	Net Valuation Taxable-Municipal	<b>51,195,625</b>	Surplus Dec. 31, 1982	<b>1,084,161.21</b>
		Net Valuation Taxable-County	<b>52,697,782</b>	Total	<b>1,970,197.94</b>
		State Equalized Valuation	<b>50,711,468</b>		
		State Equalization Ratio	<b>100.57</b>		

\*Includes County Health Service Taxes or County Vocational School Taxes. See Table 13.

0220

Population 1980 8,769  
 Population 1982 9,201  
 S & P Rating  
 Moody Rating

General Tax Rate Per \$100.  
 State Equalized Tax Rate  
 2.01  
 1.61

## FRANKLIN LAKES BOROUGH - BERGEN CO.

## Form of Government:

## Borough Council

## Number of Members on Governing Body - 6

## PER CAPITA:

Gross Debt 380.33  
 Net Debt 58.74  
 Debt Service  
 Total Tax Levy 1,047.07  
 Municipal Expenditures 276.61

## PER CENT:

Gross Debt .66  
 Net Debt .10  
 Tax Levy Collected 95.23  
 Tax Levy Cancelled, Abated or Adjusted .80

EXPENDITURES		REVENUES-REALIZED		1982 PROPERTY TAX	
GENERAL GOVERNMENT		1982 Property Taxes Collected		STATE EQUALIZED TAX RATE	
Governing Body & Public Boards		1982 Payments in Lieu of Taxes	9,443,973.31	Local District School Taxes	.61 3,682,343.70
Municipal Clerk		Delinquent Tax & Lien Collections	291,692.52	Regional & Consolidated School Tax	.57 3,428,803.87
Financial Administration		Business Personalty Replacement Taxes	74,211.57	School Taxes in Municipal Budget	
Assessment of Taxes	22,973.49	Taxes from Public Utilities	1,276,219.00	County Taxes	.33 2,014,985.21
Collection of Taxes	44,770.15	Other Miscellaneous Tax Revenues		County Library Taxes	
Planning, Housing & Development	15,094.80	State Aid Revenues	53,493.14	Local Municipal Purpose Taxes	.10 * 616,345.97
Human Resources		Federal Aid Revenues		Veteran & Senior Citizen Taxes	54,625.00
Elections	2,672.39	State and Local Fiscal Assistance Act Utilized	36,368.00	Total Taxes for Rate Computation	1.61 * 9,797,103.75
General Administration (other)	401,094.46	Sale of Acquired Property		Special District Taxes	
JUDICIARY		Other Miscellaneous Revenues	313,346.82	Bank Corp. Taxes	9,370.53
Municipal Courts	17,217.60	Total	11,489,304.36	Added and Omitted Taxes	146,607.49
PUBLIC SAFETY		Prior Years Surplus Appropriated	590,000.00	Total Taxes Levied - ABSTRACT	9,634,110.80
Fire Protection	105,066.20	REVENUES TOTAL	12,079,304.36	Total Taxes Billed	9,916,978.46
Police Protection	625,971.85	Reserve For Uncollected Taxes	446,602.11	1982 TAXES COLLECTED	9,443,973.31
Civil Defense & Disaster Control		CAPITAL OUTLAY TOTAL	430,979.49	1982 Taxes Cancelled, Abated or Adjusted	79,562.17
Environmental Inspection & Control	46,600.00	Public Enterprises		Transfer to Tax Title Liens or Foreclosed	6,227.23
Other Public Safety		Recreation—Culture	82,186.00	Balance Outstanding Dec. 31, 1982	387,215.75
PUBLIC WORKS		Public Works	250,436.49	PRIOR YEARS TAXES OUTSTANDING	
Streets and Drainage	292,346.06	Buildings and Grounds	98,357.00	Balance January 1, 1982	306,028.60
Sewers and Sewage Processing		Library and Education		Collected in 1982	291,692.52
Garbage and Trash Disposal		Conservation		Cancelled, Abated or Adjusted 1982	10,568.97
Public Buildings and Grounds	23,783.82	All Other		Transfers to Tax Title Liens or Foreclosed	2,369.92
Other Public Works	40,000.00			Balance December 31, 1982	1,397.19
HEALTH and WELFARE				TAX TITLE LIENS OUTSTANDING	
Health Services Except Environmental	37,298.60			Balance January 1, 1982	6,817.97
Welfare-Public Assistance	770.00			Transfer From Taxes	8,890.77
Hospitals, Clinics, First Aid				Redeemed in 1982	
Animal, Insect, & Rodent Control				Cancelled, Abated or Adjusted (1982)	
Other Welfare Services				Transfers to Foreclosed Property	
RECREATION and CONSERVATION				Balance December 31, 1982	15,708.74
Beaches and Boardwalks				PROPERTY ACQUIRED BY DEED OR FORECLOSURE	
Parks, Playgrounds, Shade Trees	1,150.00			Balance January 1, 1982	
Land Reclamation & Conservation	1,750.00			Transfers From Taxes or Liens	
Other Recreational Services	30,190.00			Sale for Cash (1982)	
EDUCATION (excluding schools)				Cancelled, Abated or Adjusted (1982)	
Libraries	95,306.00			Balance December 31, 1982	
Other Educational Services				CURRENT FINANCES DECEMBER 31, 1982	
STATUTORY EXPENDITURES				ASSETS	
Pensions & F. I. C. A.	134,144.32			Cash Dec. 31, 1982	1,261,282.76
Employee Fringe Benefits				Taxes Receivable	388,612.94
Other Statutory Expenditures	7,000.00			Tax Title Liens	15,708.74
CETA And Other Public Employment Programs				Foreclosed Property	
MUNICIPAL FUNCTIONS TOTAL	1,945,199.74			Emergencies & Other Deferred Charges	114,282.74
CAPITAL IMPROVEMENTS *MEMO*	155,000.00			State and Federal Aid Receivable	3,934.25
DEBT SERVICE				Other Receivables	37,760.00
Principal Payments				Total	1,821,581.43
Interest Payments				LIABILITIES, RESERVES, AND SURPLUS	
DEFERRED CHARGES	153,242.50			Cash Liabilities	822,044.91
SCHOOL, COUNTY, SPECIAL DISTRICT TAXES	9,390,478.75			Reserves for Receivables	442,081.68
RESERVE FOR UNCOLLECTED TAXES	446,602.11			Surplus Dec. 31, 1982	557,454.84
EXPENDITURES TOTAL	11,935,523.10			Total	1,821,581.43



Population 1980 2,281  
 Population 1982 2,348  
 S & P Rating  
 Moody Rating

General Tax Rate Per \$100. 6.35  
 State Equalized Tax Rate 2.47

## FREDON TOWNSHIP - SUSSEX COUNTY

## Form of Government:

## Township Committee

## Number of Members on Governing Body - 5

## PER CAPITA

Gross Debt 424.09  
 Net Debt 52.39  
 Debt Service 15.16  
 Total Tax Levy 693.63  
 Municipal Expenditures 232.92

## PER CENT.

Gross Debt 1.67  
 Net Debt .21  
 Tax Levy Collected 91.67  
 Tax Levy Cancelled, Abated or Adjusted

EXPENDITURES		REVENUES-REALIZED		1982 PROPERTY TAX	
GENERAL GOVERNMENT				STATE EQUALIZED TAX RATE →	
Governing Body & Public Boards		1982 Property Taxes Collected	1,491,419.74	Local District School Taxes .93	610,658.00
Municipal Clerk		1982 Payments in Lieu of Taxes		Regional & Consolidated School Tax .92	602,240.31
Financial Administration	9,150.00	Delinquent Tax & Lien Collections	115,506.25	School Taxes in Municipal Budget	
Assessment of Taxes	7,050.00	Business Personalty Replacement Taxes	35,776.48	County Taxes .57	370,169.70
Collection of Taxes	6,000.00	Taxes from Public Utilities	165,572.00	County Library Taxes .02	20,593.18
Planning, Housing & Development	15,495.00	Other Miscellaneous Tax Revenues		Local Municipal Purpose Taxes .02	15,000.00
Human Resources		State Aid Revenues	11,661.90	Veteran & Senior Citizen Taxes	17,125.00
Elections	1,000.00	Federal Aid Revenues		Total Taxes for Rate Computation 2.47	1,635,786.19
General Administration (other)	56,125.00	State and Local Fiscal Assistance Act Utilized	9,388.00	Special District Taxes	
JUDICIARY		Sale of Acquired Property		Bank Corp. Taxes	1,631.65
Municipal Courts	14,000.00	Other Miscellaneous Revenues	99,284.54	Added and Omitted Taxes	8,342.06
PUBLIC SAFETY		Total	1,528,608.91	Total Taxes Levied - ABSTRACT	1,628,634.90
Fire Protection	16,550.00	Prior Years Surplus Appropriated	300,000.00	Total Taxes Billed	1,627,003.25
Police Protection	5,000.00	REVENUES TOTAL	2,228,608.91	1982 TAXES COLLECTED	1,451,419.74
Civil Defense & Disaster Control	675.00	Reserve For Uncollected Taxes	149,811.53	1982 Taxes Cancelled, Abated or Adjusted	
Environmental Inspection & Control	6,475.00	CAPITAL OUTLAY TOTAL	1,504.06	Transfer to Tax Title Liens or Foreclosed	
Other Public Safety				Balance Outstanding Dec. 31, 1982	135,583.51
PUBLIC WORKS				PRIOR YEARS TAXES OUTSTANDING	
Streets and Drainage	146,788.00	Public Enterprises		Balance January 1, 1982	114,593.42
Sewers and Sewage Processing		Recreation—Culture		Collected in 1982	112,800.23
Garbage and Trash Disposal		Public Works	1,504.06	Cancelled, Abated or Adjusted 1982	
Public Buildings and Grounds	12,000.00	Buildings and Grounds		Transfers to Tax Title Liens or Foreclosed	
Other Public Works		Library and Education		Balance December 31, 1982	1,793.19
HEALTH and WELFARE		Conservation		TAX TITLE LIENS OUTSTANDING	
Health Services Except Environmental	11,500.00	All Other		Balance January 1, 1982	2,706.02
Welfare-Public Assistance	1,900.00	CAPITAL DEBT AUTHORIZED, DECEMBER 31, 1982		Transfer From Taxes	
Hospitals, Clinics, First Aid		ISSUED AND UNISSUED GROSS DEBT NET DEBT		Redeemed in 1982	2,706.02
Animal, Insect, & Rodent Control	500.00	School 872,757		Cancelled, Abated or Adjusted (1982)	
Other Welfare Services		Self-liquidating 123,000	123,000	Transfers to Foreclosed Property	
RECREATION and CONSERVATION		Other 995,757	123,000	Balance December 31, 1982	
Beaches and Boardwalks		ISSUED AND OUTSTANDING		PROPERTY ACQUIRED BY DEED OR FORECLOSURE	
Parks, Playgrounds, Shade Trees		School 872,757.06		Balance January 1, 1982	2,500.00
Land Reclamation & Conservation		Self-liquidating 123,000.00		Transfers From Taxes or Liens	
Other Recreational Services	1,795.00	Other 995,757.08		Sale for Cash (1982)	
EDUCATION (excluding schools)		Total		Cancelled, Abated or Adjusted (1982)	
Libraries		EQUALIZED VALUATION BASIS FOR NET DEBT COMPUTATION	59,773,582	Balance December 31, 1982	2,500.00
Other Educational Services	3,300.00	REAL PROPERTY VALUATIONS		CURRENT FINANCES DECEMBER 31, 1982	
STATUTORY EXPENDITURES		Code Class # of Parcels % VAL'N ASSESSED VALUATION		ASSETS	
Pensions & F. I. C. A.	14,200.00	1 Vacant Land 200 5.66	1,434,950.00	Cash Dec. 31, 1982	633,727.30
Employee Fringe Benefits	3,400.00	2 Residential 638 72.14	18,275,200.00	Taxes Receivable	137,376.70
Other Statutory Expenditures	1,600.00	3 Farm 264 16.50	4,180,513.00	Tax Title Liens	
CETA And Other Public Employment Programs		4a Commercial 20 2.76	700,200.00	Foreclosed Property	2,500.00
MUNICIPAL FUNCTIONS TOTAL	334,503.00	4b Industrial 5 2.93	743,200.00	Emergencies & Other Deferred Charges	
CAPITAL IMPROVEMENTS *MEMO*	7,000.00	4c Apartments		State and Federal Aid Receivable	400.00
DEBT SERVICE		Total 1127 25,334,063.00		Other Receivables	2,829.10
Principal Payments	35,587.00			Total	776,833.10
Interest Payments				LIABILITIES, RESERVES, AND SURPLUS	
DEFERRED CHARGES	27,000.00			Cash Liabilities	212,378.76
SCHOOL, COUNTY, SPECIAL DISTRICT TAXES	1,603,661.19			Reserves for Receivables	142,705.80
RESERVE FOR UNCOLLECTED TAXES	149,811.53			Surplus Dec. 31, 1982	421,748.54
EXPENDITURES TOTAL	2,150,562.72			Total	776,833.10



1315

Population 1980 **10,020**  
 Population 1982 **10,017**  
 S & P Rating  
 Moody Rating **A**

General Tax Rate Per \$100. **2.68**  
 State Equalized Tax Rate **2.59**

**FREEHOLD BOROUGH – MONMOUTH CO.****Form of Government:****Borough Council****Number of Members on Governing Body – 6****PER CAPITA:**

Gross Debt **633.45**  
 Net Debt **107.27**  
 Debt Service **16.46**  
 Total Tax Levy **517.01**  
 Municipal Expenditures **321.13**

**PER CENT:**

Gross Debt **3.62**  
 Net Debt **.61**  
 Tax Levy Collected **96.86**  
 Tax Levy Cancelled, Abated or Adjusted **.35**

EXPENDITURES		REVENUES-REALIZED		1982 PROPERTY TAX	
<b>GENERAL GOVERNMENT</b>				<b>STATE EQUALIZED TAX RATE</b> →	
Governing Body & Public Boards		1982 Property Taxes Collected	<b>4,951,302.70</b>	Local District School Taxes	<b>.64</b> <b>1,263,615.44</b>
Municipal Clerk		1982 Payments in Lieu of Taxes	<b>86,008.99</b>	Regional & Consolidated School Tax	<b>.62</b> <b>1,222,969.21</b>
Financial Administration	<b>14,654.00</b>	Delinquent Tax & Lien Collections	<b>131,528.21</b>	School Taxes in Municipal Budget	
Assessment of Taxes	<b>17,132.00</b>	Business Personalty Replacement Taxes	<b>187,867.73</b>	County Taxes	<b>.51</b> <b>1,009,220.50</b>
Collection of Taxes	<b>28,233.00</b>	Taxes from Public Utilities	<b>475,610.00</b>	County Library Taxes	
Planning, Housing & Development	<b>18,100.00</b>	Other Miscellaneous Tax Revenues	<b>49,450.47</b>	Local Municipal Purpose Taxes	<b>.83</b> <b>1,655,000.00</b>
Human Resources	<b>50.00</b>	State Aid Revenues	<b>135,484.17</b>	Veteran & Senior Citizen Taxes	<b>76,100.00</b>
Elections	<b>5,700.00</b>	Federal Aid Revenues		Total Taxes for Rate Computation	<b>2.60</b> <b>5,226,905.15</b>
General Administration (other)	<b>462,677.68</b>	State and Local Fiscal Assistance Act Utilized	<b>57,703.83</b>	Special District Taxes	
<b>JUDICIARY</b>		Sale of Acquired Property		Bank Corp. Taxes	<b>25,537.05</b>
Municipal Courts	<b>58,477.00</b>	Other Miscellaneous Revenues	<b>341,232.40</b>	Added and Omitted Taxes	<b>2,552.48</b>
<b>PUBLIC SAFETY</b>		Total	<b>6,496,188.50</b>	Total Taxes Levied - ABSTRACT	<b>5,178,894.68</b>
Fire Protection	<b>31,663.00</b>	Prior Years Surplus Appropriated	<b>350,000.00</b>	Total Taxes Billed	<b>5,153,357.63</b>
Police Protection	<b>789,792.00</b>	REVENUES TOTAL	<b>6,846,188.50</b>	1982 TAXES COLLECTED	<b>4,951,302.70</b>
Civil Defense & Disaster Control	<b>100.00</b>	Reserve For Uncollected Taxes	<b>206,951.00</b>	1982 Taxes Cancelled, Abated or Adjusted	<b>17,842.61</b>
Environmental Inspection & Control	<b>42,749.00</b>	CAPITAL OUTLAY TOTAL	<b>206,175.48</b>	Transfer to Tax Title Liens or Foreclosed	<b>7,734.28</b>
Other Public Safety				Balance Outstanding Dec. 31, 1982	<b>136,478.04</b>
<b>PUBLIC WORKS</b>				<b>PRIOR YEARS TAXES OUTSTANDING</b>	
Streets and Drainage	<b>457,758.43</b>	Public Enterprises	<b>147,798.85</b>	Balance January 1, 1982	<b>133,195.03</b>
Sewers and Sewage Processing		Recreation—Culture		Collected in 1982	<b>125,854.21</b>
Garbage and Trash Disposal	<b>198,366.12</b>	Public Works	<b>19,175.19</b>	Cancelled, Abated or Adjusted 1982	<b>2,707.01</b>
Public Buildings and Grounds	<b>206,070.00</b>	Buildings and Grounds	<b>38,401.97</b>	Transfers to Tax Title Liens or Foreclosed	<b>4,633.81</b>
Other Public Works	<b>6,000.00</b>	Library and Education	<b>799.47</b>	Balance December 31, 1982	
<b>HEALTH and WELFARE</b>		Conservation		<b>TAX TITLE LIENS OUTSTANDING</b>	
Health Services Except Environmental	<b>33,719.00</b>	All Other		Balance January 1, 1982	<b>27,496.05</b>
Welfare-Public Assistance	<b>13,823.00</b>	CAPITAL DEBT AUTHORIZED, DECEMBER 31, 1982		Transfer From Taxes	<b>13,233.05</b>
Hospitals, Clinics, First Aid	<b>5,500.00</b>	ISSUED AND UNISSUED		Redeemed in 1982	<b>5,674.00</b>
Animal, Insect, & Rodent Control		GROSS DEBT		Cancelled, Abated or Adjusted (1982)	
Other Welfare Services		School	<b>2,706,745</b>	Transfers to Foreclosed Property	<b>7,110.02</b>
<b>RECREATION and CONSERVATION</b>		Self-liquidating	<b>2,444,500</b>	Balance December 31, 1982	<b>27,945.08</b>
Beaches and Boardwalks		Other	<b>1,194,000</b>	<b>PROPERTY ACQUIRED BY DEED OR</b>	
Parks, Playgrounds, Shade Trees	<b>16,744.00</b>	Total	<b>6,345,245</b>	<b>FORECLOSURE</b>	
Land Reclamation & Conservation		ISSUED AND OUTSTANDING		Balance January 1, 1982	<b>134,189.98</b>
Other Recreational Services	<b>12,545.65</b>	School	<b>2,646,662.44</b>	Transfers From Taxes or Liens	<b>7,110.02</b>
<b>EDUCATION (excluding schools)</b>		Self-Liquidating	<b>2,425,500.00</b>	Sale for Cash (1982)	
Libraries	<b>55,341.00</b>	Other	<b>1,038,500.00</b>	Cancelled, Abated or Adjusted (1982)	
Other Educational Services		Total	<b>6,120,662.44</b>	Balance December 31, 1982	<b>141,300.00</b>
<b>STATUTORY EXPENDITURES</b>		EQUALIZED VALUATION BASIS		<b>CURRENT FINANCES DECEMBER 31, 1982</b>	
Pensions & F. I. C. A.	<b>217,478.31</b>	FOR NET DEBT COMPUTATION	<b>175,103,940</b>	<b>ASSETS</b>	
Employee Fringe Benefits	<b>80,714.00</b>	REAL PROPERTY VALUATIONS		Cash Dec. 31, 1982	<b>1,244,782.84</b>
Other Statutory Expenditures	<b>20,389.89</b>	Code Class # of Parcels % VAL'N		Taxes Receivable	<b>136,478.04</b>
<b>CETA And Other Public Employment Programs</b>		1 Vacant Land 210 1.14	<b>2,062,500.00</b>	Tax Title Liens	<b>27,945.08</b>
<b>MUNICIPAL FUNCTIONS</b>		2 Residential 2590 71.58	<b>129,834,600.00</b>	Foreclosed Property	<b>141,300.00</b>
<b>CAPITAL IMPROVEMENTS</b>	<b>*MEMU*</b>	3 Farm 2 .01	<b>16,900.00</b>	Emergencies & Other Deferred Charges	<b>112,416.58</b>
<b>DEBT SERVICE</b>		4a Commercial 203 14.94	<b>27,098,300.00</b>	State and Federal Aid Receivable	
Principal Payments	<b>66,000.00</b>	4b Industrial 6 8.36	<b>15,169,000.00</b>	Other Receivables	<b>13,649.88</b>
Interest Payments	<b>58,895.81</b>	4c Apartments 37 3.97	<b>7,152,600.00</b>	Total	<b>1,676,572.42</b>
<b>DEFERRED CHARGES</b>		Total 3048	<b>181,373,900.00</b>	<b>LIABILITIES, RESERVES, AND SURPLUS</b>	
SCHOOL, COUNTY, SPECIAL DISTRICT TAXES	<b>51,174.78</b>	Land Area 1.90 Sq. Miles		Cash Liabilities	<b>749,479.51</b>
RESERVE FOR UNCOLLECTED TAXES	<b>206,951.00</b>	Net Valuation Taxable-Municipal	<b>152,248,224</b>	Reserves for Receivables	<b>319,373.00</b>
<b>EXPENDITURES</b>		Net Valuation Taxable-County	<b>189,276,154</b>	Surplus Dec. 31, 1982	<b>607,719.91</b>
<b>TOTAL</b>	<b>6,712,603.82</b>	State Equalized Valuation	<b>158,471,933</b>	Total	<b>1,676,572.42</b>
		State Equalization Ratio	<b>96.69</b>		

Population 1980 19,202  
 Population 1982 19,459  
 S & P Rating  
 Moody Rating A

General Tax Rate Per \$100.

State Equalized Tax Rate 2.45  
 2.39

## FREEHOLD TOWNSHIP - MONMOUTH CO.

## Form of Government:

## Township Committee

## Number of Members on Governing Body - 5

## PER CAPITA

Gross Debt 398.27  
 Net Debt 291.38  
 Debt Service 21.82  
 Total Tax Levy 693.18  
 Municipal Expenditures 278.34

## PER CENT:

Gross Debt 3.61  
 Net Debt 1.17  
 Tax Levy Collected 97.11  
 Tax Levy Cancelled, Abated or Adjusted

EXPENDITURES		REVENUES-REALIZED		1982 PROPERTY TAX	
<b>GENERAL GOVERNMENT</b>				<b>STATE EQUALIZED TAX RATE</b>	
Governing Body & Public Boords	5,500.00	1982 Property Taxes Collected	13,078,953.37	Local District School Taxes	1.10 6,001,520.65
Municipal Clerk	61,300.00	1982 Payments in Lieu of Taxes		Regional & Consolidated School Tax	.67 3,640,896.53
Financial Administration	32,300.00	Delinquent Tax & Lien Collections	368,045.67	School Taxes in Municipal Budget	
Assessment of Taxes	77,400.00	Business Personalty Replacement Taxes	240,291.36	County Taxes	.51 2,788,275.51
Collection of Taxes	83,500.00	Taxes from Public Utilities	2,844,688.00	County Library Taxes	.02 107,001.37
Planning, Housing & Development	101,700.00	Other Miscellaneous Tax Revenues		Local Municipal Purpose Taxes	.09 502,000.00
Human Resources		State Aid Revenues	122,223.94	Veteran & Senior Citizen Taxes	
Elections	15,000.00	Federal Aid Revenues		Total Taxes for Rate Computation	2.39 13,131,119.06
General Administration (other)	589,100.00	State and Local Fiscal Assistance Act Utilized	127,278.54	Special District Taxes	
<b>JUDICIARY</b>		Sale of Acquired Property		Bank Corp. Taxes	
Municipal Courts	73,800.00	Other Miscellaneous Revenues	1,675,541.71	Added and Omitted Taxes	
<b>PUBLIC SAFETY</b>		Total	18,457,022.59	Total Taxes Levied - ABSTRACT	13,488,634.28
Fire Protection	63,600.00	Prior Years Surplus Appropriated	1,750,900.00	Total Taxes Billed	13,468,358.50
Police Protection	1,113,500.00	<b>REVENUES</b>	<b>20,247,922.59</b>	<b>1982 TAXES COLLECTED</b>	<b>13,078,953.37</b>
Civil Defense & Disaster Control	3,000.00	Reserve For Uncollected Taxes	671,600.00	1982 Taxes Cancelled, Abated or Adjusted	
Environmental Inspection & Control	156,100.00	<b>CAPITAL OUTLAY</b>	<b>1,428,145.52</b>	Transfer to Tax Title Liens or Foreclosed	
Other Public Safety		Total		Balance Outstanding Dec. 31, 1982	389,405.13
<b>PUBLIC WORKS</b>		Public Enterprises	542,765.82	<b>PRIOR YEARS TAXES OUTSTANDING</b>	
Streets and Drainage	611,378.54	Recreation—Culture	632,479.11	Balance January 1, 1982	431,682.32
Sewers and Sewage Processing	185,000.00	Public Works	236,928.40	Collected in 1982	350,531.23
Gorbage and Trash Disposal	170,000.00	Buildings and Grounds	15,972.59	Cancelled, Abated or Adjusted 1982	
Public Buildings and Grounds	16,200.00	Library and Education		Transfers to Tax Title Liens or Foreclosed	
Other Public Works		Conservation		Balance December 31, 1982	81,151.09
<b>HEALTH and WELFARE</b>		All Other		<b>TAX TITLE LIENS OUTSTANDING</b>	
Health Services Except Environmental	55,700.00	<b>CAPITAL DEBT AUTHORIZED, DECEMBER 31, 1982</b>		Balance January 1, 1982	142,213.63
Welfare-Public Assistance	8,800.00	<b>ISSUED AND UNISSUED</b>	<b>GROSS DEBT</b>	Transfer From Taxes	
Hospitals, Clinics, First Aid	25,000.00	School	8,154,139	Redeemed in 1982	17,514.44
Animal, Insect, & Rodent Control		Self-liquidating	5,419,200	Cancelled, Abated or Adjusted (1982)	
Other Welfare Services		Other	3,906,000	Transfers to Foreclosed Property	
<b>RECREATION and CONSERVATION</b>		Total	17,479,339	Balance December 31, 1982	124,699.19
Beaches and Boardwalks		<b>ISSUED AND OUTSTANDING</b>		<b>PROPERTY ACQUIRED BY DEED OR FORECLOSURE</b>	
Parks, Playgrounds, Shade Trees	29,300.00	School	7,987,781.79	Balance January 1, 1982	140,000.00
Land Reclamation & Conservation	2,000.00	Self-Liquidating	5,334,000.00	Transfers From Taxes or Liens	
Other Recreational Services	271,600.00	Other	3,775,000.00	Sale for Cash (1982)	
<b>EDUCATION (excluding schools)</b>		Total	17,096,781.79	Cancelled, Abated or Adjusted (1982)	
Libraries		<b>EQUALIZED VALUATION BASIS</b>	<b>484,831,622</b>	Balance December 31, 1982	140,000.00
Other Educational Services	500.00	<b>FOR NET DEBT COMPUTATION</b>		<b>CURRENT FINANCES DECEMBER 31, 1982</b>	
<b>STATUTORY EXPENDITURES</b>		<b>REAL PROPERTY VALUATIONS</b>		<b>ASSETS</b>	
Pensions & F. I. C. A.	330,050.00	Code Class # of Parcels % VAL'N	<b>ASSESSED VALUATION</b>	Cash Dec. 31, 1982	8,491,203.06
Employee Fringe Benefits	128,700.00	1 Vacant Land 91.9 3.71	19,016,050.00	Taxes Receivable	470,556.22
Other Statutory Expenditures	13,500.00	2 Residential 4465 69.81	358,242,000.00	Tax Title Liens	124,699.19
<b>CETA And Other Public Employment Programs</b>		3 Farm 505 2.30	11,788,700.00	Foreclosed Property	140,000.00
<b>MUNICIPAL FUNCTIONS</b>		4a Commercial 214 15.78	81,005,650.00	Emergencies & Other Deferred Charges	44,000.00
<b>TOTAL</b>	<b>4,291,028.54</b>	4b Industrial 9 6.71	34,446,000.00	State and Federal Aid Receivable	4,320.33
<b>CAPITAL IMPROVEMENTS</b>	<b>*MEMO*</b>	4c Apartments 5 1.69	8,683,300.00	Other Receivables	16,010.93
<b>DEBT SERVICE</b>		Total 6117	513,181,700.00	Total	9,290,789.73
Principal Payments	105,000.00	Land Area 37.00 Sq. Miles		<b>LIABILITIES, RESERVES, AND SURPLUS</b>	
Interest Payments	319,587.50	Net Valuation Taxable-Municipal	532,716,424	Cash Liabilities	5,457,113.06
<b>DEFERRED CHARGES</b>		Net Valuation Taxable-County	534,546,134	Reserves for Receivables	751,266.34
<b>SCHOOL, COUNTY, SPECIAL DISTRICT TAXES</b>		State Equalized Valuation	545,990,691	Surplus Dec. 31, 1982	3,082,410.33
<b>RESERVE FOR UNCOLLECTED TAXES</b>		State Equalization Ratio	97.48	Total	9,290,789.73
<b>EXPENDITURES</b>	<b>TOTAL</b>				
	<b>18,280,410.10</b>				



2106

Population 1980 1,435  
 Population 1982 1,482  
 S & P Rating  
 Moody Rating

General Tax Rate Per \$100.

2.82  
 State Equalized Tax Rate  
 2.20

**FRELINGHUYSEN TWP. - WARREN COUNTY****Form of Government:****Township Committee****Number of Members on Governing Body - 3****PER CAPITA:**

Gross Debt 237.68  
 Net Debt 20.92  
 Debt Service  
 Total Tax Levy 675.40  
 Municipal Expenditures 254.09

**PER CENT:**

Gross Debt .83  
 Net Debt .07  
 Tax Levy Collected 88.41  
 Tax Levy Cancelled, Abated  
 or Adjusted

EXPENDITURES		REVENUES-REALIZED		1982 PROPERTY TAX	
<b>GENERAL GOVERNMENT</b>				<b>STATE EQUALIZED TAX RATE</b>	
Governing Body & Public Boards		1982 Property Taxes Collected	883,773.29	Local District School Taxes .82	373,120.00
Municipal Clerk		1982 Payments in Lieu of Taxes		Regional & Consolidated School Tax .75	329,458.86
Financial Administration	9,355.00	Delinquent Tax & Lien Collections	100,464.92	School Taxes in Municipal Budget	
Assessment of Taxes	7,000.00	Business Personalty Replacement Taxes	32,251.28	County Taxes .59 *	269,395.19
Collection of Taxes	6,685.00	Taxes from Public Utilities	103,651.00	County Library Taxes .03	13,422.06
Planning, Housing & Development	8,750.00	Other Miscellaneous Tax Revenues		Local Municipal Purpose Taxes	
Human Resources		State Aid Revenues	7,887.46	Veteran & Senior Citizen Taxes	11,475.00
Elections		Federal Aid Revenues		Total Taxes for Rate Computation 2.19	1,006,871.11
General Administration (other)	28,953.22	State and Local Fiscal Assistance Act Utilized	15,637.00	Special District Taxes	
<b>JUDICIARY</b>		Sale of Acquired Property		Bank Corp. Taxes	1,318.10
Municipal Courts -		Other Miscellaneous Revenues	53,301.30	Added and Omitted Taxes	4,225.20
<b>PUBLIC SAFETY</b>		Total	1,196,966.25	Total Taxes Levied - ABSTRACT	1,000,939.41
Fire Protection	8,480.00	Prior Years Surplus Appropriated	150,000.00	Total Taxes Billed	999,621.31
Police Protection	1,000.00	REVENUES TOTAL	1,346,966.25	1982 TAXES COLLECTED	883,773.29
Civil Defense & Disaster Control		Reserve For Uncollected Taxes	126,000.00	1982 Taxes Cancelled, Abated or Adjusted	
Environmental Inspection & Control	3,805.19			Transfer to Tax Title Liens or Foreclosed	
Other Public Safety		<b>CAPITAL OUTLAY TOTAL</b>		Balance Outstanding Dec. 31, 1982	115,848.02
<b>PUBLIC WORKS</b>				<b>PRIOR YEARS TAXES OUTSTANDING</b>	
Streets and Drainage	120,852.19	Public Enterprises		Balance January 1, 1982	92,728.61
Sewers and Sewage Processing		Recreation—Culture		Collected in 1982	90,137.96
Garbage and Trash Disposal	1,825.70	Public Works		Cancelled, Abated or Adjusted 1982	
Public Buildings and Grounds	2,500.00	Buildings and Grounds		Transfers to Tax Title Liens or Foreclosed	
Other Public Works		Library and Education		Balance December 31, 1982	2,590.65
<b>HEALTH and WELFARE</b>		Conservation		<b>TAX TITLE LIENS OUTSTANDING</b>	
Health Services Except Environmental	1,470.00	All Other		Balance January 1, 1982	25,784.16
Welfare-Public Assistance	2,256.00			Transfer From Taxes	
Hospitals, Clinics, First Aid		<b>CAPITAL DEBT AUTHORIZED, DECEMBER 31, 1982</b>		Redeemed in 1982	10,326.96
Animal, Insect, & Rodent Control	2,775.00	<b>ISSUED AND UNISSUED GROSS DEBT</b>		Cancelled, Abated or Adjusted (1982)	
Other Welfare Services		School 321,235		Transfers to Foreclosed Property	
<b>RECREATION and CONSERVATION</b>		Self-liquidating		Balance December 31, 1982	15,457.20
Beaches and Boardwalks		Other 31,000	31,000	<b>PROPERTY ACQUIRED BY DEED OR</b>	
Parks, Playgrounds, Shade Trees		Total 352,235	31,000	<b>FORECLOSURE</b>	
Land Reclamation & Conservation				Balance January 1, 1982	
Other Recreational Services	2,550.00	<b>ISSUED AND OUTSTANDING</b>		Transfers From Taxes or Liens	
<b>EDUCATION (excluding schools)</b>		School 249,127.34		Sale for Cash (1982)	
Libraries	150.00	Self-liquidating		Cancelled, Abated or Adjusted (1982)	
Other Educational Services		Other		Balance December 31, 1982	
<b>STATUTORY EXPENDITURES</b>		Total 249,127.34		<b>CURRENT FINANCES DECEMBER 31, 1982</b>	
Pensions & F. I. C. A.	8,959.00	<b>EQUALIZED VALUATION BASIS</b>		<b>ASSETS</b>	
Employee Fringe Benefits	1,300.00	<b>FOR NET DEBT COMPUTATION</b>	42,567,768	Cash Dec. 31, 1982	350,817.40
Other Statutory Expenditures	500.00	<b>REAL PROPERTY VALUATIONS</b>		Taxes Receivable	118,438.67
CETA And Other Public Employment Programs		Code Class # of Parcels % VAL'N		Tax Title Liens	15,457.20
<b>MUNICIPAL FUNCTIONS TOTAL</b>	229,174.30	1 Vacant Land 184 9.45	3,312,000.00	Foreclosed Property	
<b>CAPITAL IMPROVEMENTS *MEMO*</b>	1,000.00	2 Residential 351 50.90	17,839,155.00	Emergencies & Other Deferred Charges	2,551.67
<b>DEBT SERVICE</b>		3 Farm 419 29.00	10,165,900.00	State and Federal Aid Receivable	
Principal Payments		4a Commercial 34 10.65	3,731,500.00	Other Receivables	
Interest Payments		4b Industrial		Total	487,264.94
		4c Apartments		<b>LIABILITIES, RESERVES, AND SURPLUS</b>	
<b>DEFERRED CHARGES</b>		Total 993 35,048,555.00		Cash Liabilities	70,527.89
SCHOOL, COUNTY, SPECIAL DISTRICT TAXES	21,381.95	Land Area 23.60 Sq. Miles		Reserves for Receivables	133,895.87
RESERVE FOR UNCOLLECTED TAXES	555,396.11	Net Valuation Taxable-Municipal	35,315,938	Surplus Dec. 31, 1982	282,841.18
<b>EXPENDITURES TOTAL</b>	1,371,952.36	Net Valuation Taxable-County	46,208,320	Total	487,264.94
		State Equalized Valuation	45,270,664		
		State Equalization Ratio	77.88		



Population 1980 **1,573**  
 Population 1982 **1,542**  
 S & P Rating  
 Moody Rating

General Tax Rate Per \$100.

State Equalized Tax Rate

2.65

**FRENCHTOWN BORO. - HUNTERDON CO.****Form of Government:****Borough Council****Number of Members on Governing Body - 6****PER CAPITA:**

Grass Debt **376.10**  
 Net Debt **5.14**  
 Debt Service  
 Total Tax Levy **544.21**  
 Municipal Expenditures **262.21**

**PER CENT:**

Grass Debt **1.91**  
 Net Debt **.03**  
 Tax Levy Collected **90.33**  
 Tax Levy Cancelled, Abated  
 or Adjusted

EXPENDITURES		REVENUES-REALIZED		1982 PROPERTY TAX	
<b>GENERAL GOVERNMENT</b>				<b>STATE EQUALIZED TAX RATE</b>	
Governing Body & Public Boords		1982 Property Taxes Collected	755,928.14	Local District School Taxes	1.27
Municipal Clerk		1982 Payments in Lieu of Taxes		Regional & Consolidated School Tax	.62
Financial Administration	5,650.00	Delinquent Tax & Lien Collections	78,017.42	School Taxes in Municipal Budget	
Assessment of Taxes	6,255.70	Business Personalty Replacement Taxes	45,748.72	County Taxes	.49
Collection of Taxes	4,705.96	Taxes from Public Utilities	46,078.00	County Library Taxes	.03
Planning, Housing & Development	5,918.95	Other Miscellaneous Tax Revenues		Local Municipal Purpose Taxes	.25
Human Resources	2,800.00	State Aid Revenues	26,604.66	Veteran & Senior Citizen Taxes	
Elections	310.00	Federal Aid Revenues		Total Taxes for Rate Computation	2.66
General Administration (other)	40,361.58	State and Local Fiscal Assistance Act Utilized	9,135.00	Special District Taxes	
<b>JUDICIARY</b>		Sale of Acquired Property		Bank Corp. Taxes	3,722.66
Municipal Courts	6,460.00	Other Miscellaneous Revenues	84,574.03	Added and Omitted Taxes	170.85
<b>PUBLIC SAFETY</b>		Total	1,046,085.97	Total Taxes Levied - ABSTRACT	839,175.50
Fire Protection	18,843.59	Prior Years Surplus Appropriated	95,000.00	Total Taxes Billed	836,859.60
Police Protection	63,368.98	<b>REVENUES</b>	1,141,085.97	1982 TAXES COLLECTED	755,928.14
Civil Defense & Disaster Control	50.00	Reserve For Uncollected Taxes	102,667.53	1982 Taxes Cancelled, Abated or Adjusted	
Environmental Inspection & Control	4,335.00	<b>CAPITAL OUTLAY</b>	502.13	Transfer to Tax Title Liens or Foreclosed	1,182.55
Other Public Safety		<b>TOTAL</b>	502.13	Balance Outstanding Dec. 31, 1982	79,748.91
<b>PUBLIC WORKS</b>				<b>PRIOR YEARS TAXES OUTSTANDING</b>	
Streets and Drainage	67,336.00	Public Enterprises		Balance January 1, 1982	78,984.54
Sewers and Sewage Processing		Recreation—Culture		Collected in 1982	77,143.75
Garbage and Trash Disposal	27,100.00	Public Works		Cancelled, Abated or Adjusted 1982	
Public Buildings and Grounds	10,771.00	Buildings and Grounds	502.13	Transfers to Tax Title Liens or Foreclosed	
Other Public Works	1,034.00	Library and Education		Balance December 31, 1982	1,840.79
<b>HEALTH and WELFARE</b>		Conservation		<b>TAX TITLE LIENS OUTSTANDING</b>	
Health Services Except Environmental	1,268.00	All Other		Balance January 1, 1982	7,272.62
Welfare-Public Assistance	3,226.00	<b>CAPITAL DEBT AUTHORIZED, DECEMBER 31, 1982</b>		Transfer From Taxes	1,182.55
Hospitals, Clinics, First Aid		<b>ISSUED AND UNISSUED</b>		Redeemed in 1982	873.67
Animal, Insect, & Rodent Control		School	177,022	Cancelled, Abated or Adjusted (1982)	
Other Welfare Services		Self-liquidating	395,000	Transfers to Foreclosed Property	
<b>RECREATION and CONSERVATION</b>		Other	7,922	Balance December 31, 1982	7,581.50
Beaches and Boardwalks		Total	579,944	<b>PROPERTY ACQUIRED BY DEED OR FORECLOSURE</b>	
Parks, Playgrounds, Shade Trees	5,528.73	<b>ISSUED AND OUTSTANDING</b>		Balance January 1, 1982	
Land Reclamation & Conservation		School	176,640.58	Transfers From Taxes or Liens	
Other Recreational Services	1,600.00	Self-Liquidating	339,000.00	Sale for Cash (1982)	
<b>EDUCATION (excluding schools)</b>		Other		Cancelled, Abated or Adjusted (1982)	
Libraries	4,350.00	Total	515,640.58	Balance December 31, 1982	
Other Educational Services		<b>EQUALIZED VALUATION BASIS</b>		<b>CURRENT FINANCES DECEMBER 31, 1982</b>	
<b>STATUTORY EXPENDITURES</b>		<b>FOR NET DEBT COMPUTATION</b>	30,394,553	<b>ASSETS</b>	
Pensions & F. I. C. A.	12,398.16	<b>REAL PROPERTY VALUATIONS</b>		Cash Dec. 31, 1982	499,877.30
Employee Fringe Benefits	5,258.35	Code Class # of Parcels % VAL'N		Taxes Receivable	81,589.70
Other Statutory Expenditures	1,000.00	1 Vacant Land 60 1.82	420,600.00	Tax Title Liens	7,581.50
<b>CETA And Other Public Employment Programs</b>		2 Residential 397 71.74	16,620,730.00	Foreclosed Property	
<b>MUNICIPAL FUNCTIONS</b>		3 Farm 9 .25	58,062.00	Emergencies & Other Deferred Charges	5,971.27
<b>CAPITAL IMPROVEMENTS</b>	<b>*MEMO*</b>	4a Commercial 49 15.59	3,610,940.00	State and Federal Aid Receivable	
<b>DEBT SERVICE</b>		4b Industrial 6 4.79	1,110,400.00	Other Receivables	10,878.24
Principal Payments		4c Apartments 2 5.82	1,347,600.00	Total	605,898.01
Interest Payments		Total 523	23,168,332.00	<b>LIABILITIES, RESERVES, AND SURPLUS</b>	
<b>DEFERRED CHARGES</b>		Land Area 1.10 Sq. Miles		Cash Liabilities	274,062.46
SCHOOL, COUNTY, SPECIAL DISTRICT TAXES	1,730.75	Net Valuation Taxable-Municipal	23,686,648	Reserves for Receivables	100,049.44
RESERVE FOR UNCOLLECTED TAXES	756,187.15	Net Valuation Taxable-County	32,944,046	Surplus Dec. 31, 1982	231,766.11
EXPENDITURES	102,667.53	State Equalized Valuation	31,339,564	Total	605,898.01
<b>TOTAL</b>	1,160,515.43	State Equalization Ratio	75.17		

0111

Population 1980 12,176

Population 1982 14,364

S &amp; P Rating

Moody Rating BAA1

General Tax Rate Per \$100.

State Equalized Tax Rate 4.73

2.07

## GALLOWAY TOWNSHIP - ATLANTIC CO.

## Form of Government:

## Council-Manager Plan E (OMCL 50)

## Number of Members on Governing Body - 5

## PER CAPITA:

Gross Debt 643.90

Net Debt 26.58

Debt Service 3.97

Total Tax Levy 576.76

Municipal Expenditures 249.83

## PER CENT:

Gross Debt 2.85

Net Debt .12

Tax Levy Collected 90.41

Tax Levy Cancelled, Abated

or Adjusted .26

EXPENDITURES		REVENUES-REALIZED		1982 PROPERTY TAX	
GENERAL GOVERNMENT				STATE EQUALIZED TAX RATE	
Governing Body & Public Boards	22,700.00	1982 Property Taxes Collected 7,507,368.13		Local District School Taxes .73	2,785,327.50
Municipal Clerk	46,785.00	1982 Payments in Lieu of Taxes		Regional & Consolidated School Tax .70	2,668,676.20
Financial Administration	50,210.00	Delinquent Tax & Lien Collections 484,944.47		School Taxes in Municipal Budget	
Assessment of Taxes	60,368.00	Business Personalty Replacement Taxes 114,459.00		County Taxes .44	* 1,672,271.60
Collection of Taxes	48,292.00	Taxes from Public Utilities 979,288.00		County Library Taxes .03	59,465.02
Planning, Housing & Development	78,966.00	Other Miscellaneous Tax Revenues		Local Municipal Purpose Taxes .16	615,633.85
Human Resources	32,318.00	State Aid Revenues 57,152.55		Veteran & Senior Citizen Taxes	119,575.00
Elections	4,500.00	Federal Aid Revenues		Total Taxes for Rate Computation 2.06	7,960,949.17
General Administration (other)	331,251.00	State and Local Fiscal Assistance Act Utilized		Special District Taxes	
JUDICIARY		Sale of Acquired Property		Bank Corp. Taxes	2,885.12
Municipal Courts	69,300.00	Other Miscellaneous Revenues		Added and Omitted Taxes	440,320.10
PUBLIC SAFETY		Total 10,033,971.72		Total Taxes Levied - ABSTRACT	8,284,579.39
Fire Protection	86,525.00	Prior Year's Surplus Appropriated 1,025,000.00		Total Taxes Billed	8,304,106.84
Police Protection	813,633.00	REVENUES TOTAL 11,058,971.72		1982 TAXES COLLECTED	7,507,368.13
Civil Defense & Disaster Control	1,000.00	Reserve For Uncollected Taxes 778,125.07		1982 Taxes Cancelled, Abated or Adjusted	21,558.34
Environmental Inspection & Control	99,365.00	CAPITAL OUTLAY TOTAL 129,304.07		Transfer to Tax Title Liens or Foreclosed	62,260.99
Other Public Safety				Balance Outstanding Dec. 31, 1982	712,919.38
PUBLIC WORKS				PRIOR YEARS TAXES OUTSTANDING	
Streets and Drainage	316,979.00	Public Enterprises 50,150.19		Balance January 1, 1982	458,198.70
Sewers and Sewage Processing		Recreation—Culture 79,153.88		Collected in 1982	433,848.74
Garbage and Trash Disposal	107,885.00			Cancelled, Abated or Adjusted 1982	
Public Buildings and Grounds	48,843.00			Transfers to Tax Title Liens or Foreclosed	
Other Public Works	57,000.00			Balance December 31, 1982	24,349.96
HEALTH and WELFARE				TAX TITLE LIENS OUTSTANDING	
Health Services Except Environmental				Balance January 1, 1982	104,825.98
Welfare-Public Assistance	7,831.00			Transfer From Taxes	62,260.99
Hospitals, Clinics, First Aid	3,000.00			Redeemed in 1982	51,095.73
Animal, Insect, & Rodent Control	6,000.00			Cancelled, Abated or Adjusted (1982)	
Other Welfare Services				Transfers to Foreclosed Property	
RECREATION and CONSERVATION				Balance December 31, 1982	115,991.24
Beaches and Boardwalks				PROPERTY ACQUIRED BY DEED OR	
Parks, Playgrounds, Shade Trees	33,000.00			FORECLOSURE	
Land Reclamation & Conservation	500.00			Balance January 1, 1982	933,343.25
Other Recreational Services	1,000.00			Transfers From Taxes or Liens	
EDUCATION (excluding schools)				Sale for Cash (1982)	
Libraries	24,065.00			Cancelled, Abated or Adjusted (1982)	
Other Educational Services	42,500.00			Balance December 31, 1982	933,343.25
STATUTORY EXPENDITURES				CURRENT FINANCES DECEMBER 31, 1982	
Pensions & F. I. C. A.	184,660.00			ASSETS	
Employee Fringe Benefits	84,985.00			Cash Dec. 31, 1982	2,714,633.70
Other Statutory Expenditures	3,000.00			Taxes Receivable	737,269.34
CETA And Other Public Employment Programs				Tax Title Liens	115,991.24
MUNICIPAL FUNCTIONS TOTAL 2,706,461.00				Foreclosed Property	933,343.25
CAPITAL IMPROVEMENTS *MEMO*				Emergencies & Other Deferred Charges	3,250.94
DEBT SERVICE				State and Federal Aid Receivable	60,000.00
Principal Payments	18,000.00			Other Receivables	21,320.70
Interest Payments	39,086.96			Total	4,585,809.17
DEFERRED CHARGES	46,913.83			LIABILITIES, RESERVES, AND SURPLUS	
SCHOOL, COUNTY, SPECIAL DISTRICT TAXES	7,225,740.32			Cash Liabilities	1,410,241.72
RESERVE FOR UNCOLLECTED TAXES	778,125.07			Reserves for Receivables	1,806,786.75
EXPENDITURES TOTAL 10,814,327.18				Surplus Dec. 31, 1982	1,368,780.70
				Total	4,585,809.17



0221

Population 1980 26,803  
 Population 1982 26,859  
 S & P Rating  
 Moody Rating A

General Tax Rate Per \$100. 2.38  
 State Equalized Tax Rate 2.01

## GARFIELD CITY - BERGEN COUNTY

Form of Government:

Council-Manager (1923)

Number of Members on Governing Body - 5

PER CAPITA

Grass Debt 198.16  
 Net Debt 188.86  
 Debt Service 14.00  
 Total Tax Levy 392.50  
 Municipal Expenditures 316.79

PER CENT:

Grass Debt 1.11  
 Net Debt 1.06  
 Tax Levy Collected 95.56  
 Tax Levy Cancelled, Abated or Adjusted 1.49

EXPENDITURES		REVENUES-REALIZED		1982 PROPERTY TAX	
GENERAL GOVERNMENT				STATE EQUALIZED TAX RATE	
Governing Body & Public Boards	16,700.00	1982 Property Taxes Collected	10,074,750.38	Local District School Taxes	1.12
Municipal Clerk	57,521.59	1982 Payments in Lieu of Taxes		Regional & Consolidated School Tax	
Financial Administration	47,500.00	Delinquent Tax & Lien Collections	197,110.08	School Taxes in Municipal Budget	.02
Assessment of Taxes	34,930.00	Business Personalty Replacement Taxes	479,102.84	County Taxes	.36
Collection of Taxes	101,845.00	Taxes from Public Utilities	950,501.00	County Library Taxes	
Planning, Housing & Development	28,276.51	Other Miscellaneous Tax Revenues		Local Municipal Purpose Taxes	.50
Human Resources		State Aid Revenues	272,381.17	Veteran & Senior Citizen Taxes	
Elections	5,400.00	Federal Aid Revenues		Total Taxes for Rate Computation	2.00
General Administration (other)	406,965.00	State and Local Fiscal Assistance Act Utilized	240,576.10	Special District Taxes	
JUDICIARY		Sale of Acquired Property		Bank Corp. Taxes	25,203.89
Municipal Courts	63,900.00	Other Miscellaneous Revenues	2,916,703.99	Added and Omitted Taxes	88,893.99
PUBLIC SAFETY		Total	15,131,125.56	Total Taxes Levied - ABSTRACT	10,542,121.37
Fire Protection	134,325.00	Prior Years Surplus Appropriated	350,000.00	Total Taxes Billed	10,542,421.83
Police Protection	1,334,841.38	REVENUES TOTAL	15,481,125.56	1982 TAXES COLLECTED	10,074,750.38
Civil Defense & Disaster Control	1,000.00	Reserve For Uncollected Taxes	414,455.02	1982 Taxes Cancelled, Abated or Adjusted	156,580.06
Environmental Inspection & Control	68,813.00	CAPITAL OUTLAY TOTAL	723,264.26	Transfer to Tax Title Liens or Foreclosed	37,639.68
Other Public Safety				Balance Outstanding Dec. 31, 1982	273,461.71
PUBLIC WORKS				PRIOR YEARS TAXES OUTSTANDING	
Streets and Drainage	328,500.00	Public Enterprises	89,092.00	Balance January 1, 1982	194,842.05
Sewers and Sewage Processing	3,561,520.00	Recreation—Culture		Collected in 1982	175,916.29
Garbage and Trash Disposal	602,500.00	Public Works	415,925.68	Cancelled, Abated or Adjusted 1982	
Public Buildings and Grounds	50,740.00	Buildings and Grounds	218,246.58	Transfers to Tax Title Liens or Foreclosed	
Other Public Works		Library and Education		Balance December 31, 1982	18,925.76
HEALTH and WELFARE		Conservation		TAX TITLE LIENS OUTSTANDING	
Health Services Except Environmental	72,000.00	All Other		Balance January 1, 1982	108,258.83
Welfare-Public Assistance	31,000.00	CAPITAL DEBT AUTHORIZED, DECEMBER 31, 1982		Transfer From Taxes	37,639.68
Hospitals, Clinics, First Aid		ISSUED AND UNISSUED	GROSS DEBT	Redeemed in 1982	21,193.79
Animal, Insect, & Rodent Control		School	249,822	Cancelled, Abated or Adjusted (1982)	
Other Welfare Services		Self-liquidating	653,625	Transfers to Foreclosed Property	
RECREATION and CONSERVATION		Other	4,418,685	Balance December 31, 1982	124,704.72
Beaches and Boardwalks		Total	5,322,332	PROPERTY ACQUIRED BY DEED OR FORECLOSURE	
Parks, Playgrounds, Shade Trees	54,400.00	ISSUED AND OUTSTANDING		Balance January 1, 1982	124,270.00
Land Reclamation & Conservation		School	247,000.00	Transfers From Taxes or Liens	
Other Recreational Services	5,500.00	Self-Liquidating	338,500.00	Sale for Cash (1982)	
EDUCATION (excluding schools)		Other	1,966,800.00	Cancelled, Abated or Adjusted (1982)	
Libraries	175,450.00	Total	2,572,300.00	Balance December 31, 1982	124,270.00
Other Educational Services		EQUALIZED VALUATION BASIS		CURRENT FINANCES DECEMBER 31, 1982	
STATUTORY EXPENDITURES		FOR NET DEBT COMPUTATION	480,051,109	ASSETS	
Pensions & F. I. C. A.	423,287.63	REAL PROPERTY VALUATIONS		Cash Dec. 31, 1982	1,106,322.17
Employee Fringe Benefits	5,130.00	Code Class # of Parcels % VAL'N	ASSESSED VALUATION	Taxes Receivable	292,387.47
Other Statutory Expenditures	15,000.00	1 Vacant Land 316 1.32	5,781,100.00	Tax Title Liens	124,704.72
CETA And Other Public Employment Programs		2 Residential 5271 67.34	293,938,500.00	Foreclosed Property	124,270.00
MUNICIPAL FUNCTIONS TOTAL	7,627,045.11	3 Farm		Emergencies & Other Deferred Charges	355,722.80
CAPITAL IMPROVEMENTS *MEMO*	80,000.00	4a Commercial 469 11.43	49,886,300.00	State and Federal Aid Receivable	7,380.69
DEBT SERVICE		4b Industrial 93 15.67	68,408,900.00	Other Receivables	474,383.89
Principal Payments	201,750.00	4c Apartments 111 4.23	18,466,300.00	Total	2,485,171.74
Interest Payments	174,315.71	Total 6260	436,481,100.00	LIABILITIES, RESERVES, AND SURPLUS	
TYPE I SCHL DEBT *MEMO	116,471.50	Land Area 2.10 Sq. Miles		Cash Liabilities	1,300,746.07
DEFERRED CHARGES	51,170.49	Net Valuation Taxable-Municipal	439,371,335	Reserves for Receivables	1,015,746.08
SCHOOL, COUNTY, SPECIAL DISTRICT TAXES	7,806,005.58	Net Valuation Taxable-County	505,372,897	Surplus Dec. 31, 1982	168,679.59
RESERVE FOR UNCOLLECTED TAXES	414,455.02	State Equalized Valuation	519,803,693	Total	2,485,171.74
EXPENDITURES TOTAL	16,314,741.91	State Equalization Ratio	84.44		

1981/3000

\* ABOVE DEBT SERVICE INCLUDES TYPE I SCHOOL DEBT



2006

Population 1980 4,752  
 Population 1982 4,754  
 S & P Rating  
 Moody Rating A

General Tax Rate Per \$100.

3.87  
 State Equalized Tax Rate  
 2.49

**GARWOOD BOROUGH – UNION COUNTY****Form of Government:****Borough Council****Number of Members on Governing Body – 6****PER CAPITA:**

Grass Debt 552.24  
 Net Debt 229.42  
 Debt Service 17.88  
 Total Tax Levy 638.07  
 Municipal Expenditures 346.99

**PER CENT:**

Grass Debt 2.39  
 Net Debt .99  
 Tax Levy Collected 98.73  
 Tax Levy Cancelled, Abated or Adjusted

EXPENDITURES		REVENUES-REALIZED		1982 PROPERTY TAX	
<b>GENERAL GOVERNMENT</b>				<b>STATE EQUALIZED TAX RATE</b>	
Governing Body & Public Boards		1982 Property Taxes Collected	2,994,162.77	Local District School Taxes .75	909,904.75
Municipal Clerk		1982 Payments in Lieu of Taxes		Regional & Consolidated School Tax .63	767,398.34
Financial Administration	9,000.00	Delinquent Tax & Lien Collections	38,102.65	School Taxes in Municipal Budget	
Assessment of Taxes	13,158.00	Business Personalty Replacement Taxes	232,744.12	County Taxes .50	614,973.91
Collection of Taxes	29,025.00	Taxes from Public Utilities	272,922.00	County Library Taxes	
Planning, Housing & Development	7,000.00	Other Miscellaneous Tax Revenues		Local Municipal Purpose Taxes .60	730,768.69
Human Resources	560.00	State Aid Revenues	48,242.62	Veteran & Senior Citizen Taxes	69,575.00
Elections	810.00	Federal Aid Revenues		Total Taxes for Rate Computation 2.48	3,092,620.69
General Administration (other)	128,653.00	State and Local Fiscal Assistance Act Utilized	48,123.00	Special District Taxes	
<b>JUDICIARY</b>		Sale of Acquired Property		Bank Corp. Taxes	6,703.42
Municipal Courts	22,000.00	Other Miscellaneous Revenues	269,657.57	Added and Omitted Taxes	3,619.42
<b>PUBLIC SAFETY</b>		Total	3,903,954.73	Total Taxes Levied - ABSTRACT	3,033,368.53
Fire Protection	62,955.00	Prior Years Surplus Appropriated	279,000.00	Total Taxes Billed	3,032,661.80
Police Protection	434,001.48	REVENUES TOTAL	4,182,954.73	1982 TAXES COLLECTED	2,994,162.77
Civil Defense & Disaster Control	2,000.00	Reserve For Uncollected Taxes	134,265.00	1982 Taxes Cancelled, Abated or Adjusted	
Environmental Inspection & Control	14,130.00	<b>CAPITAL OUTLAY TOTAL</b>	429,627.50	Transfer to Tax Title Liens or Foreclosed	2,805.75
Other Public Safety				Balance Outstanding Dec. 31, 1982	35,693.28
<b>PUBLIC WORKS</b>				<b>PRIOR YEARS TAXES OUTSTANDING</b>	
Streets and Drainage	270,430.00	Public Enterprises		Balance January 1, 1982	38,855.21
Sewers and Sewage Processing	139,547.00	Recreation—Culture		Collected in 1982	35,064.53
Garbage and Trash Disposal	4,000.00	Public Works	95,159.92	Cancelled, Abated or Adjusted 1982	
Public Buildings and Grounds	30,911.00	Buildings and Grounds	334,467.58	Transfers to Tax Title Liens or Foreclosed	2,689.47
Other Public Works	3,089.00	Library and Education		Balance December 31, 1982	1,101.21
<b>HEALTH and WELFARE</b>		Conservation		<b>TAX TITLE LIENS OUTSTANDING</b>	
Health Services Except Environmental	27,338.00	All Other		Balance January 1, 1982	10,374.20
Welfare-Public Assistance	3,250.00	<b>CAPITAL DEBT AUTHORIZED, DECEMBER 31, 1982</b>		Transfer From Taxes	5,952.02
Hospitals, Clinics, First Aid		ISSUED AND UNISSUED		Redeemed in 1982	3,038.12
Animal, Insect, & Rodent Control	1,200.00	School	881,122	Cancelled, Abated or Adjusted (1982)	
Other Welfare Services		Self-liquidating		Transfers to Foreclosed Property	
<b>RECREATION and CONSERVATION</b>		Other	1,744,250	Balance December 31, 1982	13,288.10
Beaches and Boardwalks		Total	2,625,372	<b>PROPERTY ACQUIRED BY DEED OR FORECLOSURE</b>	
Parks, Playgrounds, Shade Trees	6,375.00			Balance January 1, 1982	82,584.00
Land Reclamation & Conservation				Transfers From Taxes or Liens	
Other Recreational Services	20,120.00			Sale for Cash (1982)	
<b>EDUCATION (excluding schools)</b>				Cancelled, Abated or Adjusted (1982)	55,200.00
Libraries	25,600.00			Balance December 31, 1982	27,384.00
Other Educational Services				<b>CURRENT FINANCES DECEMBER 31, 1982</b>	
<b>STATUTORY EXPENDITURES</b>				<b>ASSETS</b>	
Pensions & F. I. C. A.	127,163.52			Cash Dec. 31, 1982	808,341.29
Employee Fringe Benefits	43,000.00			Taxes Receivable	36,794.49
Other Statutory Expenditures	5,000.00			Tax Title Liens	13,288.10
<b>CETA And Other Public Employment Programs</b>				Foreclosed Property	27,384.00
<b>MUNICIPAL FUNCTIONS TOTAL</b>	1,430,316.00			Emergencies & Other Deferred Charges	5,013.52
<b>CAPITAL IMPROVEMENTS *MEMO*</b>	20,000.00			State and Federal Aid Receivable	
<b>DEBT SERVICE</b>				Other Receivables	113,822.56
Principal Payments	57,000.00			Total	1,004,643.96
Interest Payments	28,001.17			<b>LIABILITIES, RESERVES, AND SURPLUS</b>	
<b>DEFERRED CHARGES</b>				Cash Liabilities	216,461.02
SCHOOL, COUNTY, SPECIAL DISTRICT TAXES	2,292,277.00			Reserves for Receivables	191,289.15
RESERVE FOR UNCOLLECTED TAXES	134,265.00			Surplus Dec. 31, 1982	56,893.79
<b>EXPENDITURES TOTAL</b>	3,941,859.17			Total	1,004,643.96

Population 1980 **2,510**  
 Population 1982 **2,525**  
 S & P Rating  
 Moody Rating

General Tax Rate Per \$100.

State Equalized Tax Rate **4.24**

General Tax Rate Per \$100.  
 State Equalized Tax Rate **2.84**

**GIBBSBORO BOROUGH -CAMDEN COUNTY****Form of Government:****Borough Council****Number of Members on Governing Body - 6**

## PER CAPITA

Grass Debt **290.03**  
 Net Debt **27.06**  
 Debt Service **23.69**  
 Total Tax Levy **520.77**  
 Municipal Expenditures **227.17**

## PER CENT:

Grass Debt **1.80**  
 Net Debt **.17**  
 Tax Levy Collected **96.19**  
 Tax Levy Cancelled, Abated or Adjusted **.13**

EXPENDITURES		REVENUES-REALIZED		1982 PROPERTY TAX	
<b>GENERAL GOVERNMENT</b>		<b>STATE EQUALIZED TAX RATE</b>		<b>Local District Schaal Taxes</b>	
Governing Body & Public Boards		1982 Property Taxes Collected	<b>1,265,330.36</b>	<b>.89</b>	<b>409,106.00</b>
Municipal Clerk		1982 Payments in Lieu of Taxes		<b>.51</b>	<b>235,306.63</b>
Financial Administration	<b>20,680.00</b>	Delinquent Tax & Lien Collections	<b>43,188.26</b>	<b>School Taxes in Municipal Budget</b>	
Assessment of Taxes	<b>6,440.00</b>	Business Personality Replacement Taxes	<b>58,586.48</b>	<b>County Taxes</b>	
Collection of Taxes	<b>7,000.00</b>	Taxes from Public Utilities	<b>172,747.00</b>	<b>1.04</b>	<b>* 481,138.60</b>
Planning, Housing & Development	<b>6,500.00</b>	Other Miscellaneous Tax Revenues		<b>.02</b>	<b>11,518.00</b>
Human Resources		State Aid Revenues	<b>24,049.79</b>	<b>.38</b>	<b>174,800.00</b>
Elections	<b>3,000.00</b>	Federal Aid Revenues		<b>Veteran &amp; Senior Citizen Taxes</b>	
General Administration (other)	<b>85,545.00</b>	State and Local Fiscal Assistance Act Utilized	<b>18,792.00</b>	<b>2.84</b>	<b>1,338,294.23</b>
<b>JUDICIARY</b>		Sale of Acquired Property		<b>Total Taxes for Rate Computation</b>	
Municipal Courts	<b>7,220.00</b>	Other Miscellaneous Revenues	<b>70,941.21</b>	<b>Special District Taxes</b>	
<b>PUBLIC SAFETY</b>		Total	<b>1,653,635.10</b>	<b>Bank Corp Taxes</b>	
Fire Protection	<b>21,250.00</b>	Prior Years Surplus Appropriated	<b>143,000.00</b>	<b>Added and Omitted Taxes</b>	
Police Protection	<b>60,646.00</b>	REVENUES TOTAL	<b>1,796,635.10</b>	<b>Total Taxes Levied - ABSTRACT</b>	
Civil Defense & Disaster Control	<b>2,220.00</b>	Reserve For Uncollected Taxes	<b>80,354.24</b>	<b>Total Taxes Billed</b>	
Environmental Inspection & Control	<b>8,700.00</b>	CAPITAL OUTLAY TOTAL	<b>35,453.75</b>	<b>1982 TAXES COLLECTED</b>	
Other Public Safety		Public Enterprises		<b>1982 Taxes Cancelled, Abated or Adjusted</b>	
<b>PUBLIC WORKS</b>		Recreation—Culture		<b>Transfer to Tax Title Liens or Foreclosed</b>	
Streets and Drainage	<b>70,302.48</b>	Public Works	<b>35,453.75</b>	<b>Balance Outstanding Dec. 31, 1982</b>	
Sewers and Sewage Processing		Buildings and Grounds		<b>PRIOR YEARS TAXES OUTSTANDING</b>	
Garbage and Trash Disposal	<b>45,000.00</b>	Library and Education		<b>Balance January 1, 1982</b>	
Public Buildings and Grounds	<b>32,484.68</b>	Conservation		<b>Collected in 1982</b>	
Other Public Works	<b>1,984.00</b>	All Other		<b>Cancelled, Abated or Adjusted 1982</b>	
<b>HEALTH and WELFARE</b>		CAPITAL DEBT AUTHORIZED, DECEMBER 31, 1982		<b>Transfers to Tax Title Liens or Foreclosed</b>	
Health Services Except Environmental	<b>1,170.00</b>	ISSUED AND UNISSUED GROSS DEBT NET DEBT		<b>Balance December 31, 1982</b>	
Welfare-Public Assistance	<b>3,020.00</b>	Schaal	<b>663,986</b>	<b>TAX TITLE LIENS OUTSTANDING</b>	
Hospitals, Clinics, First Aid		Self-liquidating		<b>Balance January 1, 1982</b>	
Animal, Insect, & Rodent Control	<b>1,485.00</b>	Other	<b>68,326</b>	<b>Transfer From Taxes</b>	
Other Welfare Services		Total	<b>732,313</b>	<b>Redeemed in 1982</b>	
<b>RECREATION and CONSERVATION</b>		ISSUED AND OUTSTANDING		<b>Cancelled, Abated or Adjusted (1982)</b>	
Beaches and Boardwalks	<b>500.00</b>	Schaal	<b>663,986.73</b>	<b>Transfers to Foreclosed Property</b>	
Parks, Playgrounds, Shade Trees		Self-Liquidating		<b>Balance December 31, 1982</b>	
Land Reclamation & Conservation	<b>13,600.00</b>	Other	<b>63,350.00</b>	<b>PROPERTY ACQUIRED BY DEED OR FORECLOSURE</b>	
Other Recreational Services		Total	<b>727,336.73</b>	<b>Balance January 1, 1982</b>	
<b>EDUCATION (excluding schools)</b>		EQUALIZED VALUATION BASIS		<b>Transfers From Taxes or Liens</b>	
Libraries	<b>11,020.00</b>	FOR NET DEBT COMPUTATION	<b>40,584,338</b>	<b>Sale for Cash (1982)</b>	
Other Educational Services		REAL PROPERTY VALUATIONS		<b>Cancelled, Abated or Adjusted (1982)</b>	
<b>STATUTORY EXPENDITURES</b>		Code Class # of Parcels % VAL'N ASSESSED VALUATION		<b>Balance December 31, 1982</b>	
Pensions & F. I. C. A.	<b>12,659.39</b>	1 Vacant Land 177 10.39 3,142,600.00		<b>CURRENT FINANCES DECEMBER 31, 1982</b>	
Employee Fringe Benefits		2 Residential 702 77.25 23,354,300.00		<b>ASSETS</b>	
Other Statutory Expenditures	<b>1,723.94</b>	3 Farm 4 .18 55,400.00		<b>Cash Dec. 31, 1982</b>	
CETA and Other Public Employment Programs		4a Commercial 33 7.47 2,259,800.00		<b>Taxes Receivable</b>	
<b>MUNICIPAL FUNCTIONS TOTAL</b>	<b>430,150.49</b>	4b Industrial 7 4.52 1,365,300.00		<b>Tax Title Liens</b>	
<b>CAPITAL IMPROVEMENTS *MEMO*</b>	<b>10,000.00</b>	4c Apartments 1 .18 55,600.00		<b>Foreclosed Property</b>	
<b>DEBT SERVICE</b>		Total 924 30,233,000.00		<b>Emergencies &amp; Other Deferred Charges</b>	
Principal Payments	<b>45,000.00</b>	Land Area 2.16 Sq. Miles		<b>State and Federal Aid Receivable</b>	
Interest Payments	<b>14,806.99</b>	Net Valuation Taxable-Municipal	<b>30,957,635</b>	<b>Other Receivables</b>	
<b>DEFERRED CHARGES</b>	<b>3,284.33</b>	Net Valuation Taxable-County	<b>42,582,347</b>	<b>Total</b>	
<b>SCHOOL, COUNTY, SPECIAL DISTRICT TAXES</b>	<b>1,137,069.23</b>	State Equalized Valuation	<b>45,821,592</b>	<b>LIABILITIES, RESERVES, AND SURPLUS</b>	
<b>RESERVE FOR UNCOLLECTED TAXES</b>	<b>80,354.24</b>	State Equalization Ratio	<b>67.04</b>	<b>Cash Liabilities</b>	
<b>EXPENDITURES TOTAL</b>	<b>1,710,665.28</b>			<b>Reserves for Receivables</b>	
				<b>Surplus Dec. 31, 1982</b>	
				<b>Total</b>	



Population 1980 **14,574**  
 Population 1982 **14,677**  
 S & P Rating  
 Moody Rating **A**

General Tax Rate Per \$100.

**3.31**

State Equalized Tax Rate

**2.99****GLASSBORO BOROUGH – GLOUCESTER CO.****Form of Government:****Borough Council****Number of Members on Governing Body – 6****PER CAPITA:**

Gross Debt **356.77**  
 Net Debt **192.06**  
 Debt Service **15.23**  
 Total Tax Levy **410.88**  
 Municipal Expenditures **254.54**

**PER CENT:**

Gross Debt **2.74**  
 Net Debt **1.47**  
 Tax Levy Collected **94.75**  
 Tax Levy Cancelled, Abated  
 or Adjusted **.53**

EXPENDITURES		REVENUES-REALIZED		1982 PROPERTY TAX	
<b>GENERAL GOVERNMENT</b>				STATE EQUALIZED TAX RATE <b>1.73</b>	
Governing Body & Public Boards	<b>13,800.00</b>	1982 Property Taxes Collected	<b>5,707,950.25</b>	Local District School Taxes	<b>3,478,128.93</b>
Municipal Clerk	<b>43,850.00</b>	1982 Payments in Lieu of Taxes		Regional & Consolidated School Tax	
Financial Administration	<b>12,373.00</b>	Delinquent Tax & Lien Collections	<b>327,516.08</b>	School Taxes in Municipal Budget	
Assessment of Taxes	<b>36,323.50</b>	Business Personalty Replacement Taxes	<b>245,854.94</b>	County Taxes	<b>1,302,414.87</b>
Collection of Taxes	<b>47,480.00</b>	Taxes from Public Utilities	<b>1,050,075.00</b>	County Library Taxes	<b>26,245.08</b>
Planning, Housing & Development	<b>13,484.72</b>	Other Miscellaneous Tax Revenues		Local Municipal Purpose Taxes	<b>1,178,284.94</b>
Human Resources	<b>87,723.50</b>	State Aid Revenues	<b>383,417.54</b>	Veteran & Senior Citizen Taxes	<b>100,125.00</b>
Elections	<b>4,762.00</b>	Federal Aid Revenues		Total Taxes for Rate Computation	<b>6,095,198.82</b>
General Administration (other)	<b>252,887.59</b>	State and Local Fiscal Assistance Act Utilized	<b>168,638.98</b>	Special District Taxes	
<b>JUDICIARY</b>		Sale of Acquired Property		Bank Corp. Taxes	<b>6,110.12</b>
Municipal Courts	<b>40,300.00</b>	Other Miscellaneous Revenues	<b>262,999.91</b>	Added and Omitted Taxes	<b>29,240.74</b>
<b>PUBLIC SAFETY</b>		Total	<b>8,186,452.70</b>	Total Taxes Levied - ABSTRACT	<b>6,030,424.68</b>
Fire Protection	<b>80,416.58</b>	Prior Years Surplus Appropriated	<b>257,837.70</b>	Total Taxes Billed	<b>6,024,314.56</b>
Police Protection	<b>825,520.00</b>	REVENUES TOTAL	<b>8,484,290.40</b>	1982 TAXES COLLECTED	<b>5,707,950.25</b>
Civil Defense & Disaster Control	<b>500.00</b>	Reserve For Uncollected Taxes	<b>428,017.79</b>	1982 Taxes Cancelled, Abated or Adjusted	<b>31,794.81</b>
Environmental Inspection & Control	<b>45,615.09</b>	CAPITAL OUTLAY TOTAL	<b>136,548.50</b>	Transfer to Tax Title Liens or Foreclosed	<b>15,057.27</b>
Other Public Safety				Balance Outstanding Dec. 31, 1982	<b>269,512.23</b>
<b>PUBLIC WORKS</b>				<b>PRIOR YEARS TAXES OUTSTANDING</b>	
Streets and Drainage	<b>655,642.35</b>	Public Enterprises	<b>27,152.61</b>	Balance January 1, 1982	<b>289,408.74</b>
Sewers and Sewage Processing		Recreation—Culture		Collected in 1982	<b>280,411.90</b>
Garbage and Trash Disposal	<b>158,752.66</b>	Public Works	<b>1,593.62</b>	Cancelled, Abated or Adjusted 1982	
Public Buildings and Grounds	<b>39,594.79</b>	Buildings and Grounds	<b>107,185.30</b>	Transfers to Tax Title Liens or Foreclosed	<b>8,996.84</b>
Other Public Works	<b>107,965.71</b>	Library and Education	<b>616.97</b>	Balance December 31, 1982	
<b>HEALTH and WELFARE</b>		Conservation		<b>TAX TITLE LIENS OUTSTANDING</b>	
Health Services Except Environmental	<b>48,137.58</b>	All Other		Balance January 1, 1982	<b>96,282.65</b>
Welfare-Public Assistance	<b>6,300.00</b>	CAPITAL DEBT AUTHORIZED, DECEMBER 31, 1982		Transfer From Taxes	<b>25,779.13</b>
Hospitals, Clinics, First Aid		ISSUED AND UNISSUED		Redeemed in 1982	<b>47,104.18</b>
Animal, Insect, & Rodent Control	<b>3,500.00</b>	School	<b>1,192,400</b>	Cancelled, Abated or Adjusted (1982)	
Other Welfare Services		Self-liquidating	<b>1,146,100</b>	Transfers to Foreclosed Property	
<b>RECREATION and CONSERVATION</b>		Other	<b>2,897,800</b>	Balance December 31, 1982	<b>74,957.60</b>
Beaches and Boardwalks		Total	<b>5,236,300</b>	<b>PROPERTY ACQUIRED BY DEED OR FORECLOSURE</b>	
Parks, Playgrounds, Shade Trees	<b>142,710.77</b>	ISSUED AND OUTSTANDING		Balance January 1, 1982	<b>537,704.84</b>
Land Reclamation & Conservation	<b>100.00</b>	School	<b>1,192,400.00</b>	Transfers From Taxes or Liens	
Other Recreational Services	<b>27,475.33</b>	Self-liquidating	<b>1,115,000.00</b>	Sale for Cash (1982)	<b>27,950.00</b>
<b>EDUCATION (excluding schools)</b>		Other	<b>2,796,500.00</b>	Cancelled, Abated or Adjusted (1982)	
Libraries	<b>42,900.00</b>	Total	<b>5,103,900.00</b>	Balance December 31, 1982	<b>509,754.84</b>
Other Educational Services		EQUALIZED VALUATION BASIS		<b>CURRENT FINANCES DECEMBER 31, 1982</b>	
<b>STATUTORY EXPENDITURES</b>		FOR NET DEBT COMPUTATION	<b>191,402,235</b>	<b>ASSETS</b>	
Pensions & F. I. C. A.	<b>211,300.00</b>	REAL PROPERTY VALUATIONS		Cash Dec. 31, 1982	<b>903,776.78</b>
Employee Fringe Benefits	<b>103,900.00</b>	Code Class # of Parcels % VAL'N		Taxes Receivable	<b>269,512.23</b>
Other Statutory Expenditures	<b>15,000.00</b>	1 Vacant Land 828 3.31	<b>5,798,900.00</b>	Tax Title Liens	<b>74,957.60</b>
CETA And Other Public Employment Programs		2 Residential 2749 59.55	<b>104,247,100.00</b>	Foreclosed Property	<b>509,754.84</b>
<b>MUNICIPAL FUNCTIONS TOTAL</b>	<b>3,068,315.17</b>	3 Farm 109 2.39	<b>4,150,300.00</b>	Emergencies & Other Deferred Charges	<b>22,644.53</b>
<b>CAPITAL IMPROVEMENTS *MEMC*</b>		4a Commercial 235 19.16	<b>33,547,400.00</b>	State and Federal Aid Receivable	
<b>DEBT SERVICE</b>		4b Industrial 17 6.21	<b>10,875,200.00</b>	Other Receivables	<b>37,312.25</b>
Principal Payments	<b>80,000.00</b>	4c Apartments 30 9.37	<b>16,403,500.00</b>	Total	<b>1,817,958.23</b>
Interest Payments	<b>143,560.11</b>	Total 3968	<b>175,062,400.00</b>	<b>LIABILITIES, RESERVES, AND SURPLUS</b>	
<b>DEFERRED CHARGES</b>	<b>16,017.66</b>	Land Area 9.37 Sq. Miles		Cash Liabilities	<b>352,166.05</b>
SCHOOL, COUNTY, SPECIAL DISTRICT TAXES	<b>4,816,788.88</b>	Net Valuation Taxable-Municipal	<b>181,274,606</b>	Reserves for Receivables	<b>891,536.92</b>
RESERVE FOR UNCOLLECTED TAXES	<b>428,017.79</b>	Net Valuation Taxable-County	<b>209,405,022</b>	Surplus Dec. 31, 1982	<b>574,255.26</b>
<b>EXPENDITURES TOTAL</b>	<b>8,552,699.61</b>	State Equalized Valuation	<b>199,978,388</b>	Total	<b>1,817,958.23</b>
		State Equalization Ratio	<b>90.36</b>		



Population 1980 834  
 Population 1982 903  
 S & P Rating  
 Moody Rating

General Tax Rate Per \$100. 5.14  
 State Equalized Tax Rate 3.04

**GLEN GARDNER BORO. HUNTERDON CO.**  
**Form of Government:**  
**Borough Council**  
**Number of Members on Governing Body - 6**

PER CAPITA  
 Gross Debt 379.90  
 Net Debt 89.45  
 Debt Service 23.38  
 Total Tax Levy 505.67  
 Municipal Expenditures 280.26

PER CENT:  
 Gross Debt 2.44  
 Net Debt .58  
 Tax Levy Collected 85.21  
 Tax Levy Cancelled, Abated or Adjusted .63

EXPENDITURES	REVENUES-REALIZED	1982 PROPERTY TAX	
<b>GENERAL GOVERNMENT</b>		<b>STATE EQUALIZED TAX RATE</b>	
Governing Body & Public Boards		Local District School Taxes 1.16	172,446.00
Municipal Clerk		Regional & Consolidated School Tax .70	103,300.52
Financial Administration 7,010.00	1982 Property Taxes Collected 386,075.31	School Taxes in Municipal Budget	
Assessment of Taxes 8,500.00	1982 Payments in Lieu of Taxes 5,187.38	County Taxes .47	70,375.38
Collection of Taxes 5,100.00	Delinquent Tax & Lien Collections 40,129.69	County Library Taxes .03	4,227.88
Planning, Housing & Development 3,050.00	Business Personalty Replacement Taxes 6,239.92	Local Municipal Purpose Taxes .67	99,628.07
Human Resources	Taxes from Public Utilities 34,108.00	Veteran & Senior Citizen Taxes	7,025.00
Elections	Other Miscellaneous Tax Revenues	Total Taxes for Rate Computation 3.03	457,002.85
General Administration (other) 37,644.47	State Aid Revenues 6,749.95	Special District Taxes	
<b>JUDICIARY</b>	Federal Aid Revenues	Bank Corp. Taxes	4,093.53
Municipal Courts 6,150.00	State and Local Fiscal Assistance Act Utilized 7,523.00	Added and Omitted Taxes	2,551.66
<b>PUBLIC SAFETY</b>	Sale of Acquired Property	Total Taxes Levied - ABSTRACT	456,623.04
Fire Protection 5,000.00	Other Miscellaneous Revenues	Total Taxes Billed	453,070.10
Police Protection 2,900.00	Total 518,860.36	1982 TAXES COLLECTED	386,075.31
Civil Defense & Disaster Control 10.00	Prior Years Surplus Appropriated 16,670.00	1982 Taxes Cancelled, Abated or Adjusted	2,862.98
Environmental Inspection & Control	REVENUES TOTAL 535,530.36	Transfer to Tax Title Liens or Foreclosed	10,664.33
Other Public Safety	Reserve For Uncollected Taxes 72,262.66	Balance Outstanding Dec. 31, 1982	53,467.48
<b>PUBLIC WORKS</b>	<b>CAPITAL OUTLAY TOTAL 59,039.51</b>	<b>PRIOR YEARS TAXES OUTSTANDING</b>	
Streets and Drainage 28,180.00	Public Enterprises 87,039.51	Balance January 1, 1982	40,285.87
Sewers and Sewage Processing 27,019.56	Recreation—Culture	Collected in 1982	36,712.18
Garbage and Trash Disposal	Public Works	Cancelled, Abated or Adjusted 1982	.55
Public Buildings and Grounds 8,169.33	Buildings and Grounds 12,000.00	Transfers to Tax Title Liens or Foreclosed	3,204.66
Other Public Works	Library and Education	Balance December 31, 1982	368.48
<b>HEALTH and WELFARE</b>	Conservation	<b>TAX TITLE LIENS OUTSTANDING</b>	
Health Services Except Environmental 900.00	All Other	Balance January 1, 1982	11,892.59
Welfare-Public Assistance 1,300.00		Transfer From Taxes	14,156.39
Hospitals, Clinics, First Aid	<b>CAPITAL DEBT AUTHORIZED, DECEMBER 31, 1982</b>	Redeemed in 1982	3,417.51
Animal, Insect, & Rodent Control	<b>ISSUED AND UNISSUED GROSS DEBT NET DEBT</b>	Cancelled, Abated or Adjusted (1982)	
Other Welfare Services	School 88,721	Transfers to Foreclosed Property	
<b>RECREATION and CONSERVATION</b>	Self-Liquidating 183,500 18,440	Balance December 31, 1982	22,631.47
Beaches and Boardwalks	Other 70,830 62,330	<b>PROPERTY ACQUIRED BY DEED OR FORECLOSURE</b>	
Parks, Playgrounds, Shade Trees	Total 343,051 80,770	Balance January 1, 1982	25,150.00
Land Reclamation & Conservation 10.00	<b>ISSUED AND OUTSTANDING</b>	Transfers From Taxes or Liens	
Other Recreational Services 46.57	School 88,668.24	Sale for Cash (1982)	
<b>EDUCATION (excluding schools)</b>	Self-Liquidating 183,500.00	Cancelled, Abated or Adjusted (1982)	
Libraries	Other 70,830.00	Balance December 31, 1982	25,150.00
Other Educational Services	Total 342,998.24	<b>CURRENT FINANCES DECEMBER 31, 1982</b>	
<b>STATUTORY EXPENDITURES</b>	<b>EQUALIZED VALUATION BASIS</b>	<b>ASSETS</b>	
Pensions & F. I. C. A. 4,240.00	<b>FOR NET DEBT COMPUTATION 14,033,605</b>	Cash Dec. 31, 1982	229,584.46
Employee Fringe Benefits	<b>REAL PROPERTY VALUATIONS</b>	Taxes Receivable	53,835.96
Other Statutory Expenditures 350.00	<b>Code Class # of Parcels % VAL'N ASSESSED VALUATION</b>	Tax Title Liens	22,631.47
CETA And Other Public Employment Programs	1 Vacant Land 56 5.68 490,772.00	Foreclosed Property	25,150.00
<b>MUNICIPAL FUNCTIONS TOTAL 145,579.93</b>	2 Residential 230 77.47 6,652,890.00	Emergencies & Other Deferred Charges	14,382.82
<b>CAPITAL IMPROVEMENTS *MEMO*</b>	3 Farm 31 5.42 468,225.00	State and Federal Aid Receivable	538.42
<b>DEBT SERVICE</b>	4a Commercial 16 9.19 794,100.00	Other Receivables	3,314.66
Principal Payments 13,610.00	4b Industrial 1 1.23 106,250.00	Total	349,437.79
Interest Payments 7,500.00	4c Apartments 2 1.01 87,650.00	<b>LIABILITIES, RESERVES, AND SURPLUS</b>	
	Total 336 8,635,887.00	Cash Liabilities	202,674.70
<b>DEFERRED CHARGES 14,119.51</b>	Land Area 1.46 Sq. Miles	Reserves for Receivables	104,932.09
<b>SCHOOL, COUNTY, SPECIAL DISTRICT TAXES 350,349.78</b>	Net Valuation Taxable-Municipal 8,764,950	Surplus Dec. 31, 1982	41,831.00
<b>RESERVE FOR UNCOLLECTED TAXES 72,262.66</b>	Net Valuation Taxable-County 15,003,410	Total	349,437.79
<b>EXPENDITURES TOTAL 603,421.88</b>	State Equalized Valuation 14,734,600		
	State Equalization Ratio 59.14		

0708

Population 1980 **7,855**  
 Population 1982 **7,783**  
 S & P Rating  
 Moody Rating

General Tax Rate Per \$100.

State Equalized Tax Rate **10.12**  
**3.85**

**GLEN RIDGE BORO. - TWP. - ESSEX COUNTY****Form of Government:****Borough Council****Number of Members on Governing Body - 6**

PER CAPITA:

Grass Debt **168.57**  
 Net Debt  
 Debt Service  
 Total Tax Levy **1,061.62**  
 Municipal Expenditures **392.77**

PER CENT:

Grass Debt **.68**  
 Net Debt  
 Tax Levy Collected **99.07**  
 Tax Levy Cancelled, Abated  
 or Adjusted **.02**

EXPENDITURES	REVENUES-REALIZED	1982 PROPERTY TAX
<b>GENERAL GOVERNMENT</b>		<b>STATE EQUALIZED TAX RATE</b>
Governing Body & Public Boards		Local District School Taxes <b>1.90</b>
Municipal Clerk		Regional & Consolidated School Tax
Financial Administration <b>32,061.00</b>	1982 Property Taxes Collected <b>8,175,998.04</b>	School Taxes in Municipal Budget
Assessment of Taxes <b>81,310.00</b>	1982 Payments in Lieu of Taxes	County Taxes <b>1.04</b>
Collection of Taxes <b>25,882.00</b>	Delinquent Tax & Lien Collections <b>57,241.38</b>	County Library Taxes
Planning, Housing & Development <b>1,850.00</b>	Business Personalty Replacement Taxes <b>42,030.28</b>	Local Municipal Purpose Taxes <b>.91</b>
Human Resources	Taxes from Public Utilities <b>254,461.00</b>	Veteran & Senior Citizen Taxes
Elections <b>1,925.00</b>	Other Miscellaneous Tax Revenues	Total Taxes for Rate Computation <b>3.85</b>
General Administration (other) <b>207,580.00</b>	State Aid Revenues <b>70,040.28</b>	Special District Taxes
<b>JUDICIARY</b>	Federal Aid Revenues	Bank Corp. Taxes <b>10,764.45</b>
Municipal Courts <b>31,698.00</b>	State and Local Fiscal Assistance Act Utilized <b>32,604.00</b>	Added and Omitted Taxes
<b>PUBLIC SAFETY</b>	Sale of Acquired Property	Total Taxes Levied - ABSTRACT <b>8,262,626.74</b>
Fire Protection <b>303,604.00</b>	Other Miscellaneous Revenues <b>436,584.40</b>	Total Taxes Billed <b>8,252,812.84</b>
Police Protection <b>752,157.00</b>	Total <b>9,108,959.38</b>	1982 TAXES COLLECTED <b>8,175,998.04</b>
Civil Defense & Disaster Control	Prior Years Surplus Appropriated <b>250,000.00</b>	1982 Taxes Cancelled, Abated or Adjusted <b>1,275.12</b>
Environmental Inspection & Control <b>18,222.00</b>	REVENUES TOTAL <b>9,358,959.38</b>	Transfer to Tax Title Liens or Foreclosed <b>7,296.52</b>
Other Public Safety	Reserve for Uncollected Taxes <b>166,000.00</b>	Balance Outstanding Dec. 31, 1982 <b>68,243.16</b>
<b>PUBLIC WORKS</b>	CAPITAL OUTLAY TOTAL <b>101,828.36</b>	<b>PRIOR YEARS TAXES OUTSTANDING</b>
Streets and Drainage <b>300,775.00</b>	Public Enterprises <b>8,944.00</b>	Balance January 1, 1982 <b>58,084.62</b>
Sewers and Sewage Processing <b>110,647.00</b>	Recreation—Culture	Collected in 1982 <b>57,241.38</b>
Garbage and Trash Disposal <b>330,320.00</b>	Public Works <b>60,770.95</b>	Cancelled, Abated or Adjusted 1982
Public Buildings and Grounds <b>60,526.00</b>	Buildings and Grounds <b>32,113.41</b>	Transfers to Tax Title Liens or Foreclosed <b>25.24</b>
Other Public Works	Library and Education	Balance December 31, 1982 <b>818.00</b>
<b>HEALTH and WELFARE</b>	Conservation	<b>TAX TITLE LIENS OUTSTANDING</b>
Health Services Except Environmental <b>17,861.00</b>	All Other	Balance January 1, 1982 <b>28,954.83</b>
Welfare-Public Assistance <b>2,280.00</b>	CAPITAL DEBT AUTHORIZED, DECEMBER 31, 1982	Transfer From Taxes
Hospitals, Clinics, First Aid	ISSUED AND UNISSUED GROSS DEBT NET DEBT	Redeemed in 1982
Animal, Insect, & Rodent Control	School <b>1,312,000</b>	Cancelled, Abated or Adjusted (1982)
Other Welfare Services	Self-liquidating	Transfers to Foreclosed Property
<b>RECREATION and CONSERVATION</b>	Other	Balance December 31, 1982 <b>36,276.59</b>
Beaches and Boardwalks	Total <b>1,312,000</b>	<b>PROPERTY ACQUIRED BY DEED OR FORECLOSURE</b>
Parks, Playgrounds, Shade Trees	ISSUED AND OUTSTANDING	Balance January 1, 1982 <b>410.00</b>
Land Reclamation & Conservation	School <b>1,312,000.00</b>	Transfers From Taxes or Liens
Other Recreational Services <b>47,927.00</b>	Self-Liquidating	Sale for Cash (1982)
<b>EDUCATION (excluding schools)</b>	Other	Cancelled, Abated or Adjusted (1982)
Libraries <b>98,283.00</b>	Total <b>1,312,000.00</b>	Balance December 31, 1982 <b>410.00</b>
Other Educational Services	EQUALIZED VALUATION BASIS	<b>CURRENT FINANCES DECEMBER 31, 1982</b>
<b>STATUTORY EXPENDITURES</b>	FOR NET DEBT COMPUTATION <b>193,995,300</b>	<b>ASSETS</b>
Pensions & F. I. C. A. <b>332,804.00</b>	REAL PROPERTY VALUATIONS	Cash Dec. 31, 1982 <b>1,916,049.86</b>
Employee Fringe Benefits <b>57,245.00</b>	Code Class # of Parcels % VAL'N ASSESSED VALUATION	Taxes Receivable <b>69,061.16</b>
Other Statutory Expenditures	1 Vacant Land 20 .24 <b>150,300.00</b>	Tax Title Liens <b>36,276.59</b>
<b>CETA And Other Public Employment Programs</b>	2 Residential 2174 90.36 <b>72,924,400.00</b>	Foreclosed Property <b>410.00</b>
<b>MUNICIPAL FUNCTIONS TOTAL 2,850,933.00</b>	3 Farm	Emergencies & Other Deferred Charges <b>77,800.00</b>
<b>CAPITAL IMPROVEMENTS *MEMC* 87,000.00</b>	4a Commercial 13 5.63 <b>4,541,400.00</b>	State and Federal Aid Receivable
<b>DEBT SERVICE</b>	4b Industrial 1 .19 <b>149,800.00</b>	Other Receivables <b>4,252.57</b>
Principal Payments	4c Apartments 2 3.59 <b>2,895,700.00</b>	Total <b>2,103,850.18</b>
Interest Payments	Total 2210 <b>80,701,600.00</b>	<b>LIABILITIES, RESERVES, AND SURPLUS</b>
<b>DEFERRED CHARGES</b>	Land Area 1.30 Sq. Miles	Cash Liabilities <b>1,648,755.81</b>
<b>SCHOOL, COUNTY, SPECIAL DISTRICT TAXES 6,305,153.23</b>	Net Valuation Taxable-Municipal <b>81,526,400</b>	Reserves for Receivables <b>110,000.32</b>
<b>RESERVE FOR UNCOLLECTED TAXES 166,000.00</b>	Net Valuation Taxable-County <b>159,453,273</b>	Surplus Dec. 31, 1982 <b>345,094.05</b>
<b>EXPENDITURES TOTAL 9,362,086.23</b>	State Equalized Valuation <b>213,171,756</b>	Total <b>2,103,850.18</b>
	State Equalization Ratio <b>38.01</b>	



0222

Population 1980 11,497  
 Population 1982 11,393  
 S & P Rating  
 Moody Rating A1

General Tax Rate Per \$100.  
 State Equalized Tax Rate 3.88  
 2.46

# GLEN ROCK BOROUGH – BERGEN COUNTY

## Form of Government:

### Borough Council

## Number of Members on Governing Body – 6

## PER CAPITA

Grass Debt 453.32  
 Net Debt 328.24  
 Debt Service 57.87  
 Total Tax Levy 931.82  
 Municipal Expenditures 405.56

## PER CENT:

Grass Debt 1.32  
 Net Debt .96  
 Tax Levy Collected 98.14  
 Tax Levy Cancelled, Abated or Adjusted .54

EXPENDITURES		REVENUES-REALIZED		1982 PROPERTY TAX	
GENERAL GOVERNMENT				STATE EQUALIZED TAX RATE	
Governing Body & Public Boards		1982 Property Taxes Collected	10,418,655.86	Local District Schaal Taxes	1.52
Municipal Clerk		1982 Payments in Lieu of Taxes		Regional & Cansolidated Schaal Tax	
Financial Administration	14,200.00	Delinquent Tax & Lien Collections	129,879.58	School Taxes in Municipal Budget	
Assessment of Taxes	9,997.00	Business Persanalty Replacement Taxes	103,793.80	County Taxes	.34
Collection of Taxes	21,165.00	Taxes from Public Utilities	678,759.00	County Library Taxes	
Planning, Housing & Development	8,330.00	Other Miscellaneous Tax Revenues		Local Municipal Purpose Taxes	.60
Human Resources	5,750.00	State Aid Revenues	100,890.65	Veteran & Senior Citizen Taxes	
Elections	2,421.00	Federal Aid Revenues		Total Taxes for Rate Computation	2.46
General Administration (other)	340,798.00	State and Local Fiscal Assistance Act Utilized	58,525.80	Special District Taxes	
JUDICIARY		Sale of Acquired Property		Bank Corp Taxes	16,365.52
Municipal Courts	31,410.00	Other Miscellaneous Revenues	458,913.36	Added and Omitted Taxes	45,813.14
PUBLIC SAFETY		Total	11,949,458.05	Total Taxes Levied - ABSTRACT	10,616,180.60
Fire Protection	64,728.00	Prior Years Surplus Appropriated	700,000.00	Total Taxes Billed	10,616,598.59
Police Protection	743,754.00	REVENUES TOTAL	12,649,458.05	1982 TAXES COLLECTED	10,418,655.86
Civil Defense & Disaster Control	733.00	Reserve For Uncollected Taxes	529,070.00	1982 Taxes Cancelled, Abated or Adjusted	57,278.06
Environmental Inspection & Contral	43,018.00	CAPITAL OUTLAY TOTAL	514,343.46	Transfer to Tax Title Liens or Foreclosed	1,652.88
Other Public Safety				Balance Outstanding Dec. 31, 1982	139,011.79
PUBLIC WORKS				PRIOR YEARS TAXES OUTSTANDING	
Streets and Drainage	533,091.00	Public Enterprises		Balance January 1, 1982	132,714.44
Sewers and Sewage Processing	210,172.00	Recreation—Culture	94,735.20	Collected in 1982	129,879.58
Garbage and Trash Disposal	412,507.65	Public Works	331,517.55	Cancelled, Abated or Adjusted 1982	348.31
Public Buildings and Grounds	97,121.00	Buildings and Grounds	88,090.71	Transfers to Tax Title Liens or Foreclosed	
Other Public Works	18,137.36	Library and Education		Balance December 31, 1982	2,486.55
HEALTH and WELFARE		Conservation		TAX TITLE LIENS OUTSTANDING	
Health Services Except Environmental	45,487.00	All Other		Balance January 1, 1982	6,010.07
Welfare-Public Assistance	5,090.00			Transfer From Taxes	1,652.88
Hospitals, Clinics, First Aid				Redeemed in 1982	
Animal, Insect, & Radent Control				Cancelled, Abated or Adjusted (1982)	
Other Welfare Services				Transfers to Foreclosed Property	
RECREATION and CONSERVATION				Balance December 31, 1982	7,662.95
Beaches and Boardwalks				PROPERTY ACQUIRED BY DEED OR	
Parks, Playgrounds, Shade Trees	108,365.00			FORECLOSURE	
Land Reclamation & Conservation				Balance January 1, 1982	184,000.00
Other Recreational Services	125,563.00			Transfers From Taxes or Liens	
EDUCATION (excluding schools)				Sale for Cash (1982)	
Libraries	199,762.00			Cancelled, Abated or Adjusted (1982)	40,000.00
Other Educational Services	3,500.00			Balance December 31, 1982	144,000.00
STATUTORY EXPENDITURES				CURRENT FINANCES DECEMBER 31, 1982	
Pensions & F. I. C. A.	284,962.00			ASSETS	
Employee Fringe Benefits	93,135.00			Cash Dec. 31, 1982	1,194,039.57
Other Statutory Expenditures	5,000.00			Taxes Receivable	141,498.34
CETA And Other Public Employment Programs				Tax Title Liens	7,662.95
MUNICIPAL FUNCTIONS TOTAL	3,428,197.01			Foreclosed Property	144,000.00
CAPITAL IMPROVEMENTS *MEMU*	41,301.44			Emergencies & Other Deferred Charges	22,896.65
DEBT SERVICE				State and Federal Aid Receivable	1,300.00
Principal Payments	361,450.00			Other Receivables	41,374.36
Interest Payments	277,866.97			Total	1,552,771.87
DEFERRED CHARGES	4,000.00			LIABILITIES, RESERVES, AND SURPLUS	
SCHOOL, COUNTY, SPECIAL DISTRICT TAXES	7,987,865.94			Cash Liabilities	327,316.43
RESERVE FOR UNCOLLECTED TAXES	529,070.00			Reserves for Receivables	334,535.65
EXPENDITURES TOTAL	12,608,449.92			Surplus Dec. 31, 1982	890,919.79
				Total	1,552,771.87



0414

Population 1980 13,121  
 Population 1982 12,918  
 S & P Rating  
 Moody Rating

General Tax Rate Per \$100.

3.77  
 State Equalized Tax Rate  
 2.98

## GLOUCESTER CITY - CAMDEN COUNTY

## Form of Government:

Special Charter (P.L. 1868 c. 44)

Number of Members on Governing Body - 7

## PER CAPITA:

Gross Debt 200.60  
 Net Debt 13.11  
 Debt Service  
 Total Tax Levy 377.99  
 Municipal Expenditures 302.41

## PER CENT:

Gross Debt 1.76  
 Net Debt .11  
 Tax Levy Collected 83.29  
 Tax Levy Cancelled, Abated or Adjusted .29

EXPENDITURES		REVENUES-REALIZED		1982 PROPERTY TAX	
GENERAL GOVERNMENT				STATE EQUALIZED TAX RATE	
Governing Body & Public Boards		1982 Property Taxes Collected	4,065,960.19	Local District School Taxes 1.42	2,319,150.00
Municipal Clerk		1982 Payments in Lieu of Taxes		Regional & Consolidated School Tax	
Financial Administration	78,921.00	Delinquent Tax & Lien Collections	653,962.22	School Taxes in Municipal Budget	
Assessment of Taxes	10,434.00	Business Personality Replacement Taxes	392,857.72	County Taxes 1.15 *	1,878,096.90
Collection of Taxes	23,313.00	Taxes from Public Utilities	1,576,488.00	County Library Taxes	
Planning, Housing & Development	7,092.00	Other Miscellaneous Tax Revenues		Local Municipal Purpose Taxes .41	673,310.46
Human Resources		State Aid Revenues	102,300.99	Veteran & Senior Citizen Taxes	218,525.00
Elections	8,500.00	Federal Aid Revenues		Total Taxes for Rate Computation 2.98	5,089,082.36
General Administration (other)	273,233.00	State and Local Fiscal Assistance Act Utilized	160,000.00	Special District Taxes	
JUDICIARY		Sale of Acquired Property		Bank Corp. Taxes	5,146.47
Municipal Courts	53,755.00	Other Miscellaneous Revenues	406,326.06	Added and Omitted Taxes	7,193.52
PUBLIC SAFETY		Total	7,397,895.18	Total Taxes Levied - ABSTRACT	4,882,897.35
Fire Protection	379,619.00	Prior Years Surplus Appropriated	400,000.00	Total Taxes Billed	4,881,826.45
Police Protection	664,450.00	REVENUES TOTAL	7,797,895.18	1982 TAXES COLLECTED	4,065,960.19
Civil Defense & Disaster Control	700.00	Reserve For Uncollected Taxes	817,400.31	1982 Taxes Cancelled, Abated or Adjusted	14,210.82
Environmental Inspection & Control	27,879.00	CAPITAL OUTLAY TOTAL	435,540.23	Transfer to Tax Title Liens or Foreclosed	63,607.12
Other Public Safety				Balance Outstanding Dec. 31, 1982	738,048.32
PUBLIC WORKS				PRIOR YEARS TAXES OUTSTANDING	
Streets and Drainage	532,083.00	Public Enterprises	294,419.00	Balance January 1, 1982	688,955.87
Sewers and Sewage Processing		Recreation—Culture		Collected in 1982	658,175.85
Garbage and Trash Disposal	89,500.00	Public Works		Cancelled, Abated or Adjusted 1982	
Public Buildings and Grounds	168,496.00	Buildings and Grounds	141,121.23	Transfers to Tax Title Liens or Foreclosed	10,080.01
Other Public Works		Library and Education		Balance December 31, 1982	20,700.01
HEALTH and WELFARE		Conservation		TAX TITLE LIENS OUTSTANDING	
Health Services Except Environmental	16,954.00	All Other		Balance January 1, 1982	228,519.47
Welfare-Public Assistance	28,150.00	CAPITAL DEBT AUTHORIZED, DECEMBER 31, 1982		Transfer From Taxes	55,722.90
Hospitals, Clinics, First Aid	113,924.00	ISSUED AND UNISSUED		Redeemed in 1982	35,786.37
Animal, Insect, & Rodent Control	4,000.00	SCHOOL	1,142,000	Cancelled, Abated or Adjusted (1982)	
Other Welfare Services		Self-Liquidating	1,280,000	Transfers to Foreclosed Property	110,377.69
RECREATION and CONSERVATION		Other	169,323	Balance December 31, 1982	138,078.31
Beaches and Boardwalks		Total	2,591,323	PROPERTY ACQUIRED BY DEED OR FORECLOSURE	
Parks, Playgrounds, Shade Trees		ISSUED AND OUTSTANDING		Balance January 1, 1982	611,999.23
Land Reclamation & Conservation		School	1,142,000.00	Transfers From Taxes or Liens	129,900.77
Other Recreational Services	19,000.00	Self-Liquidating	125,000.00	Sale for Cash (1982)	48,450.00
EDUCATION (excluding schools)		Other	132,000.00	Cancelled, Abated or Adjusted (1982)	230,450.00
Libraries	169,213.00	Total	1,409,000.00	Balance December 31, 1982	463,000.00
Other Educational Services		EQUALIZED VALUATION BASIS		CURRENT FINANCES DECEMBER 31, 1982	
STATUTORY EXPENDITURES		FOR NET DEBT COMPUTATION	147,442,133	ASSETS	
Pensions & F. I. C. A.	300,404.21	REAL PROPERTY VALUATIONS		Cash Dec. 31, 1982	1,028,111.35
Employee Fringe Benefits	58,200.00	Code Class # of Parcels % VAL'N		Taxes Receivable	758,748.32
Other Statutory Expenditures	10,000.00	1 Vacant Land 323 1.68	2,054,800.00	Tax Title Liens	138,078.31
CETA And Other Public Employment Programs		2 Residential 3662 60.47	75,509,800.00	Foreclosed Property	463,000.00
MUNICIPAL FUNCTIONS TOTAL	3,087,820.21	3 Farm 364 23.25	29,031,700.00	Emergencies & Other Deferred Charges	693.50
CAPITAL IMPROVEMENTS *MEMO*		4a Commercial 37 11.28	14,085,900.00	State and Federal Aid Receivable	395.55
DEBT SERVICE		4b Industrial 14 3.33	4,157,100.00	Other Receivables	35,599.09
Principal Payments		Total 4400	124,879,300.00	Total	2,424,626.13
Interest Payments		Land Area 2.32 Sq. Miles		LIABILITIES, RESERVES, AND SURPLUS	
DEFERRED CHARGES	1,274.29	Net Valuation Taxable-Municipal	125,227,955	Cash Liabilities	301,366.44
SCHOOL, COUNTY, SPECIAL DISTRICT TAXES	4,197,246.90	Net Valuation Taxable-County	162,443,069	Reserves for Receivables	1,395,425.73
RESERVE FOR UNCOLLECTED TAXES	817,400.31	State Equalized Valuation	162,236,702	Surplus Dec. 31, 1982	727,833.96
EXPENDITURES TOTAL	8,103,741.71	State Equalization Ratio	79.10	Total	2,424,626.13

\*Includes County Health Service Taxes or County Vocational School Taxes. See Table 13.

0415

Population 1980 45,156  
 Population 1982 47,248  
 S & P Rating  
 Moody Rating A

General Tax Rate Per \$100. 4.47  
 State Equalized Tax Rate 2.92

**GLOUCESTER TOWNSHIP - CAMDEN CO.**  
**Form of Government:**  
**Mayor-Council Plan B (OMCL 50)**  
**Number of Members on Governing Body - 7**

PER CAPITAL: Gross Debt 317.99 PER CENT: Gross Debt 2.17  
 Net Debt 152.86 Net Debt 1.04  
 Debt Service 12.74 Tax Levy Collected 92.60  
 Total Tax Levy 508.55 Tax Levy Cancelled, Abated or Adjusted .46  
 Municipal Expenditures 197.20

EXPENDITURES		REVENUES REALIZED		1982 PROPERTY TAX	
GENERAL GOVERNMENT				STATE EQUALIZED TAX RATE →	
Governing Body & Public Boards	69,238.17	1982 Property Taxes Collected		Local District School Taxes .94	7,304,287.96
Municipal Clerk	113,039.94	1982 Payments in Lieu of Taxes 60,000.00		Regional & Consolidated School Tax .42	3,284,575.01
Financial Administration	54,035.16	Delinquent Tax & Lien Collections 1,485,965.61		School Taxes in Municipal Budget	
Assessment of Taxes	81,014.32	Business Personalty Replacement Taxes 156,114.60		County Taxes 1.09	8,455,011.01
Collection of Taxes	78,130.17	Taxes from Public Utilities 2,471,184.00		County Library Taxes .03	196,618.00
Planning, Housing & Development	147,462.63	Other Miscellaneous Tax Revenues		Local Municipal Purpose Taxes .43	3,363,719.40
Human Resources	114,254.00	State Aid Revenues 522,834.43		Veteran & Senior Citizen Taxes	335,400.00
Elections		Federal Aid Revenues		Total Taxes for Rate Computation 2.91	22,939,611.38
General Administration (other)	1,258,733.23	State and Local Fiscal Assistance Act Utilized 507,020.95		Special District Taxes	1,160,238.71
JUDICIARY		Sale of Acquired Property		Bank Corp. Taxes	12,436.78
Municipal Courts	144,711.88	Other Miscellaneous Revenues		Added and Omitted Taxes	251,249.16
PUBLIC SAFETY		Total 28,086,402.02		Total Taxes Levied - ABSTRACT	24,028,136.03
Fire Protection	1,946.00	Prior Years Surplus Appropriated 150,000.00		Total Taxes Billed	24,056,600.16
Police Protection	2,386,507.65	REVENUES TOTAL 28,276,402.00		1982 TAXES COLLECTED	22,76,744.86
Civil Defense & Disaster Control	2,095.00	Reserve For Uncollected Taxes 1,791,258.07		1982 Taxes Cancelled, Abated or Adjusted	111,548.98
Environmental Inspection & Control	13,304.00	CAPITAL OUTLAY TOTAL 655,819.91		Transfer to Tax Title Liens or Foreclosed	465,607.43
Other Public Safety		Public Enterprises		Balance Outstanding Dec. 31, 1982	1,202,698.89
PUBLIC WORKS		Recreation—Culture		PRIOR YEARS TAXES OUTSTANDING	
Streets and Drainage	375,439.00	Public Works 479,354.85		Balance January 1, 1982	1,340,169.29
Sewers and Sewage Processing		Buildings and Grounds 176,465.06		Collected in 1982	1,090,488.96
Garbage and Trash Disposal	905,631.00	Library and Education		Cancelled, Abated or Adjusted 1982	68,870.42
Public Buildings and Grounds	163,415.84	Conservation		Transfers to Tax Title Liens or Foreclosed	171,342.93
Other Public Works		All Other		Balance December 31, 1982	9,466.98
HEALTH and WELFARE		CAPITAL DEBT AUTHORIZED, DECEMBER 31, 1982		TAX TITLE LIENS OUTSTANDING	
Health Services Except Environmental	6,710.88	ISSUED AND UNISSUED GROSS DEBT NET DEBT		Balance January 1, 1982	962,336.06
Welfare-Public Assistance	14,074.12	School 7,801,814		Transfer From Taxes	659,522.82
Hospitals, Clinics, First Aid		Self-liquidating		Redeemed in 1982	395,476.65
Animal, Insect, & Rodent Control		Other 7,222,513		Cancelled, Abated or Adjusted (1982)	3,553.06
Other Welfare Services		Total 15,024,327		Transfers to Foreclosed Property	
RECREATION and CONSERVATION		ISSUED AND OUTSTANDING		Balance December 31, 1982	1,222,829.17
Beaches and Boardwalks		School 7,800,814.01		PROPERTY ACQUIRED BY DEED OR FORECLOSURE	
Parks, Playgrounds, Shade Trees	31,108.00	Self-Liquidating		Balance January 1, 1982	96,486.83
Land Reclamation & Conservation	122.00	Other 5,615,814.00		Transfers From Taxes or Liens	
Other Recreational Services	7,435.02	Total 13,416,628.01		Sale for Cash (1982)	
EDUCATION (excluding schools)		EQUALIZED VALUATION BASIS		Cancelled, Abated or Adjusted (1982)	32,550.00
Libraries		FOR NET DEBT COMPUTATION 693,249,658		Balance December 31, 1982	63,936.83
Other Educational Services		REAL PROPERTY VALUATIONS		CURRENT FINANCES DECEMBER 31, 1982	
STATUTORY EXPENDITURES		Code Class # of Parcels % VAL'N ASSESSED VALUATION		ASSETS	
Pensions & F. I. C. A.	517,424.55	1 Vacant Land 3211 4.62 23,110,509.00		Cash Dec. 31, 1982	894,916.82
Employee Fringe Benefits	200,662.00	2 Residential 11791 79.01 394,915,470.00		Taxes Receivable	1,212,165.87
Other Statutory Expenditures	33,000.00	3 Farm 108 .54 2,697,344.00		Tax Title Liens	1,222,829.17
CETA And Other Public Employment Programs		4a Commercial 356 7.61 38,015,690.00		Foreclosed Property	63,936.83
MUNICIPAL FUNCTIONS TOTAL 6,719,498.56		4b Industrial 22 1.03 5,158,600.00		Emergencies & Other Deferred Charges	207,277.58
CAPITAL IMPROVEMENTS *MEMO* 50,000.00		4c Apartments 34 7.19 35,551,780.00		State and Federal Aid Receivable	9,500.00
DEBT SERVICE		Total 15522 499,849,393.00		Other Receivables	41,416.30
Principal Payments 72,000.00		Land Area 23.14 Sq. Miles		Total	3,652,042.57
Interest Payments 530,090.47		Net Valuation Taxable-Municipal 506,186,474		LIABILITIES, RESERVES, AND SURPLUS	
DEFERRED CHARGES 204,356.17		Net Valuation Taxable-County 726,906,780		Cash Liabilities	535,454.19
SCHOOL, COUNTY, SPECIAL DISTRICT TAXES 20,400,730.69		State Equalized Valuation 771,803,226		Reserves for Receivables	2,540,348.17
RESERVE FOR UNCOLLECTED TAXES 1,791,258.07		State Equalization Ratio 65.30		Surplus Dec. 31, 1982	576,240.21
EXPENDITURES TOTAL 29,717,933.96				Total	3,652,042.57

1981/3000



\*Includes County Health Service Taxes or County Vocational School Taxes. See Table 13.



1908

Population 1980 2,450  
 Population 1982 2,483  
 S & P Rating  
 Moody Rating

General Tax Rate Per \$100.

4.93

State Equalized Tax Rate

2.49

## GREEN TOWNSHIP - SUSSEX COUNTY

## Form of Government:

## Township Committee

## Number of Members on Governing Body - 3

PER CAPITA:

Grass Debt 273.30  
 Net Debt 52.60  
 Debt Service 12.04  
 Total Tax Levy 641.11  
 Municipal Expenditures 187.95

PER CENT:

Grass Debt 1.19  
 Net Debt .23  
 Tax Levy Collected 94.16  
 Tax Levy Cancelled, Abated  
 or Adjusted .47

EXPENDITURES		REVENUES-REALIZED		1982 PROPERTY TAX	
GENERAL GOVERNMENT				STATE EQUALIZED TAX RATE	
Governing Body & Public Boards		1982 Property Taxes Collected	1,498,611.11	Local District School Taxes 1.69	1,075,791.96
Municipal Clerk		1982 Payments in Lieu of Taxes		Regional & Consolidated School Tax	
Financial Administration	11,032.53	Delinquent Tax, & Lien Collections	81,896.32	School Taxes in Municipal Budget	
Assessment of Taxes	32,500.00	Business Personalty Replacement Taxes	25,218.36	County Taxes .55 *	352,303.57
Collection of Taxes	15,555.00	Taxes from Public Utilities	99,021.00	County Library Taxes .03	19,611.92
Planning, Housing & Development	5,550.00	Other Miscellaneous Tax Revenues		Local Municipal Purpose Taxes .22	138,000.00
Human Resources		State Aid Revenues	13,856.97	Veteran & Senior Citizen Taxes	14,425.00
Elections		Federal Aid Revenues		Total Taxes for Rate Computation 2.49	1,600,132.45
General Administration (other)	78,945.00	State and Local Fiscal Assistance Act Utilized	24,000.00	Special District Taxes	
JUDICIARY		Sale of Acquired Property	4,000.00	Bank Corp. Taxes	731.14
Municipal Courts	7,300.00	Other Miscellaneous Revenues	82,120.17	Added and Omitted Taxes	5,444.26
PUBLIC SAFETY		Total	1,828,723.93	Total Taxes Levied - ABSTRACT	1,591,882.85
Fire Protection	7,567.47	Prior Years Surplus Appropriated	89,259.10	Total Taxes Billed	1,591,616.89
Police Protection	11,300.00	REVENUES TOTAL	1,917,983.03	1982 TAXES COLLECTED	1,498,611.11
Civil Defense & Disaster Control	300.00	Reserve For Uncollected Taxes	50,840.00	1982 Taxes Cancelled, Abated or Adjusted	7,449.23
Environmental Inspection & Control	10,036.00	CAPITAL OUTLAY TOTAL	95,284.72	Transfer to Tax Title Liens or Foreclosed	6,834.93
Other Public Safety				Balance Outstanding Dec. 31, 1982	78,721.62
PUBLIC WORKS				PRIOR YEARS TAXES OUTSTANDING	
Streets and Drainage	117,345.00	Public Enterprises		Balance January 1, 1982	80,746.67
Sewers and Sewage Processing		Recreation—Culture		Collected in 1982	76,767.49
Garbage and Trash Disposal	2,112.00	Public Works	95,284.72	Cancelled, Abated or Adjusted 1982	2,228.42
Public Buildings and Grounds	12,588.00	Buildings and Grounds		Transfers to Tax Title Liens or Foreclosed	1,750.76
Other Public Works		Library and Education		Balance December 31, 1982	
HEALTH and WELFARE		Conservation		TAX TITLE LIENS OUTSTANDING	
Health Services Except Environmental	8,928.00	All Other		Balance January 1, 1982	17,136.40
Welfare-Public Assistance	700.00	CAPITAL DEBT AUTHORIZED, DECEMBER 31, 1982		Transfer From Taxes	8,916.65
Hospitals, Clinics, First Aid		ISSUED AND UNISSUED GROSS DEBT		Redeemed in 1982	5,128.83
Animal, Insect, & Rodent Control	100.00	School 548,000		Cancelled, Abated or Adjusted (1982)	
Other Welfare Services		Self-liquidating		Transfers to Foreclosed Property	14,935.89
RECREATION and CONSERVATION		Other 130,600	130,600	Balance December 31, 1982	5,988.33
Beaches and Boardwalks		Total 678,600	130,600	PROPERTY ACQUIRED BY DEED OR FORECLOSURE	
Parks, Playgrounds, Shade Trees	4,000.00	ISSUED AND OUTSTANDING		Balance January 1, 1982	328,961.25
Land Reclamation & Conservation	400.00	School 548,000.00		Transfers From Taxes or Liens	15,438.75
Other Recreational Services	1,500.00	Self-liquidating 130,000.00		Sale for Cash (1982)	4,000.00
EDUCATION (excluding schools)		Other 678,000.00		Cancelled, Abated or Adjusted (1982)	400.00
Libraries		Total		Balance December 31, 1982	340,000.00
Other Educational Services		EQUALIZED VALUATION BASIS		CURRENT FINANCES DECEMBER 31, 1982	
STATUTORY EXPENDITURES		FOR NET DEBT COMPUTATION	57,133.236	ASSETS	
Pensions & F. I. C. A.	11,937.98	REAL PROPERTY VALUATIONS		Cash Dec. 31, 1982	186,724.95
Employee Fringe Benefits	4,500.00	Code Class # of Parcels % VAL'N		Taxes Receivable	78,721.62
Other Statutory Expenditures	1,700.00	1 Vacant Land 556 5.60	1,789,010.00	Tax Title Liens	5,988.33
CETA And Other Public Employment Programs		2 Residential 619 72.24	23,092,286.00	Foreclosed Property	340,000.00
MUNICIPAL FUNCTIONS TOTAL	345,896.98	3 Farm 290 16.66	5,325,741.00	Emergencies & Other Deferred Charges	26,007.19
CAPITAL IMPROVEMENTS *MEMO*		4a Commercial 11 1.75	561,000.00	State and Federal Aid Receivable	1,784.89
DEBT SERVICE		4b Industrial 8 3.75	1,198,900.00	Other Receivables	12,926.58
Principal Payments	21,500.00	4c Apartments		Total	652,153.56
Interest Payments	8,386.54	Total 1484	31,966,937.00	LIABILITIES, RESERVES, AND SURPLUS	
DEFERRED CHARGES	61.56	Land Area 15.80 Sq. Miles		Cash Liabilities	76,427.24
SCHOOL, COUNTY, SPECIAL DISTRICT TAXES	1,447,707.45	Net Valuation Taxable-Municipal	32,177,943	Reserves for Receivables	437,636.53
RESERVE FOR UNCOLLECTED TAXES	90,840.00	Net Valuation Taxable-County	60,259,878	Surplus Dec. 31, 1982	138,089.79
EXPENDITURES TOTAL	1,914,392.53	State Equalized Valuation	63,537,204	Total	652,153.56
		State Equalization Ratio	50.48		

\*Includes County Health Service Taxes or County Vocational School Taxes. See Table 13.



Population 1980 4,640  
 Population 1982 4,667  
 S & P Rating  
 Moody Rating

General Tax Rate Per \$100.

State Equalized Tax Rate

2.35

**GREEN BROOK TWP. - SOMERSET COUNTY****Form of Government:****Township Committee****Number of Members on Governing Body - 5****PER CAPITA:**

Gross Debt 896.21  
 Net Debt 393.53  
 Debt Service 21.97  
 Total Tax Levy 847.15  
 Municipal Expenditures 289.60

**PER CENT:**

Gross Debt 2.84  
 Net Debt 1.25  
 Tax Levy Collected 94.05  
 Tax Levy Cancelled, Abated or Adjusted 1.09

EXPENDITURES		REVENUES-REALIZED		1982 PROPERTY TAX	
<b>GENERAL GOVERNMENT</b>				<b>STATE EQUALIZED TAX RATE</b>	
Governing Body & Public Boards		1982 Property Taxes Collected	3,732,177.63	Local District School Taxes 1.61	2,710,731.50
Municipal Clerk		1982 Payments in Lieu of Taxes		Regional & Consolidated School Tax	
Financial Administration	15,050.00	Delinquent Tax & Lien Collections	149,702.59	School Taxes in Municipal Budget	
Assessment of Taxes	10,485.00	Business Personalty Replacement Taxes	75,136.24	County Taxes .43	727,080.26
Collection of Taxes	21,635.08	Taxes from Public Utilities	352,329.00	County Library Taxes .03	54,913.34
Planning, Housing & Development	15,575.08	Other Miscellaneous Tax Revenues		Local Municipal Purpose Taxes .27	447,953.76
Human Resources		State Aid Revenues	36,294.73	Veteran & Senior Citizen Taxes	35,104.00
Elections	695.00	Federal Aid Revenues		Total Taxes for Rate Computation 2.34	3,975,782.86
General Administration (other)	132,181.33	State and Local Fiscal Assistance Act Utilized	36,216.05	Special District Taxes	
<b>JUDICIARY</b>		Sale of Acquired Property		Bank Corp. Taxes	1,375.88
Municipal Courts	19,125.00	Other Miscellaneous Revenues	286,311.00	Added and Omitted Taxes	11,615.89
<b>PUBLIC SAFETY</b>		Total	4,668,167.24	Total Taxes Levied - ABSTRACT	3,953,670.63
Fire Protection	74,734.95	Prior Years Surplus Appropriated	238,425.74	Total Taxes Billed	3,968,278.51
Police Protection	415,533.50	REVENUES TOTAL	4,506,592.98	1982 TAXES COLLECTED	3,732,177.63
Civil Defense & Disaster Control		Reserve For Uncollected Taxes	196,958.78	1982 Taxes Cancelled, Abated or Adjusted	43,220.48
Environmental Inspection & Control	44,760.12	CAPITAL OUTLAY TOTAL	666,311.12	Transfer to Tax Title Liens or Foreclosed	10,275.96
Other Public Safety		Public Enterprises	344,757.18	Balance Outstanding Dec. 31, 1982	182,604.44
<b>PUBLIC WORKS</b>		Recreation—Culture		<b>PRIOR YEARS TAXES OUTSTANDING</b>	
Streets and Drainage	99,420.72	Public Works	222,193.23	Balance January 1, 1982	154,195.65
Sewers and Sewage Processing		Buildings and Grounds	99,360.71	Collected in 1982	148,834.52
Garbage and Trash Disposal		Library and Education		Cancelled, Abated or Adjusted 1982	453.25
Public Buildings and Grounds	21,512.13	Conservation		Transfers to Tax Title Liens or Foreclosed	4,623.54
Other Public Works	6,013.00	All Other		Balance December 31, 1982	284.34
<b>HEALTH and WELFARE</b>		CAPITAL DEBT AUTHORIZED, DECEMBER 31, 1982		<b>TAX TITLE LIENS OUTSTANDING</b>	
Health Services Except Environmental	38,064.64	ISSUED AND UNISSUED		Balance January 1, 1982	27,039.15
Welfare-Public Assistance	8,325.00	School 1,135,000		Transfer From Taxes	15,579.82
Hospitals, Clinics, First Aid		Self-liquidating 1,211,000		Redeemed in 1982	868.07
Animal, Insect, & Rodent Control	2,000.00	Other 1,836,600	1,836,600	Cancelled, Abated or Adjusted (1982)	
Other Welfare Services		Total 4,182,600	1,836,600	Transfers to Foreclosed Property	
<b>RECREATION and CONSERVATION</b>		ISSUED AND OUTSTANDING		Balance December 31, 1982	41,750.90
Beaches and Boardwalks		School 1,135,000.00		<b>PROPERTY ACQUIRED BY DEED OR FORECLOSURE</b>	
Parks, Playgrounds, Shade Trees		Self-liquidating 471,750.00		Balance January 1, 1982	91,800.00
Land Reclamation & Conservation	2,450.00	Other 1,458,250.00		Transfers From Taxes or Liens	
Other Recreational Services	4,632.57	Total 3,065,000.00		Sale for Cash (1982)	
<b>EDUCATION (excluding schools)</b>		EQUALIZED VALUATION BASIS		Cancelled, Abated or Adjusted (1982)	
Libraries		FOR NET DEBT COMPUTATION	147,403.858	Balance December 31, 1982	91,800.00
Other Educational Services		<b>REAL PROPERTY VALUATIONS</b>		<b>CURRENT FINANCES DECEMBER 31, 1982</b>	
<b>STATUTORY EXPENDITURES</b>		Code Class # of Parcels % VAL'N		<b>ASSETS</b>	
Pensions & F. I. C. A.	78,525.94	1 Vacant Land 290 5.85	10,117,500.00	Cash Dec. 31, 1982	1,063,443.66
Employee Fringe Benefits	25,560.00	2 Residential 1322 69.27	119,718,710.00	Taxes Receivable	182,888.78
Other Statutory Expenditures	4,800.00	3 Farm 5 .01	17,300.00	Tax Title Liens	41,750.90
CETA And Other Public Employment Programs		4a Commercial 150 22.83	39,459,500.00	Foreclosed Property	91,800.00
<b>MUNICIPAL FUNCTIONS</b>		4b Industrial 11 2.04	3,521,300.00	Emergencies & Other Deferred Charges	32,000.00
CAPITAL IMPROVEMENTS *MEMO*	10,000.00	4c Apartments		State and Federal Aid Receivable	18,226.37
<b>DEBT SERVICE</b>		Total 1778	172,834,310.00	Other Receivables	105.28
Principal Payments	35,000.00	Land Area 4.60 Sq. Miles		Total	1,430,214.99
Interest Payments	67,540.61	Net Valuation Taxable-Municipal	173,537,834	<b>LIABILITIES, RESERVES, AND SURPLUS</b>	
<b>DEFERRED CHARGES</b>		Net Valuation Taxable-County	153,266,479	Cash Liabilities	162,543.27
SCHOOL, COUNTY, SPECIAL DISTRICT TAXES	3,452,725.10	State Equalized Valuation	168,373,596	Reserves for Receivables	316,544.96
RESERVE FOR UNCOLLECTED TAXES	196,958.78	State Equalization Ratio	103.08	Surplus Dec. 31, 1982	951,126.76
<b>EXPENDITURES TOTAL</b>	4,844,303.55			Total	1,430,214.99

0606

## GREENWICH TWP. - CUMBERLAND CO.

PER CAPITA:

PER CENT:

Population 1980 973  
 Population 1982 964  
 S & P Rating 2.99  
 Moody Rating 2.78

General Tax Rate Per \$100.

Form of Government:

Gross Debt 461.37  
 Net Debt  
 Debt Service  
 Total Tax Levy 514.34  
 Municipal Expenditures 203.61

Gross Debt 2.60  
 Net Debt  
 Tax Levy Collected 83.96  
 Tax Levy Cancelled, Abated or Adjusted .11

Township Committee

Number of Members on Governing Body - 3

EXPENDITURES		REVENUES-REALIZED		1982 PROPERTY TAX	
GENERAL GOVERNMENT		1982 Property Taxes Collected		STATE EQUALIZED TAX RATE	
Governing Body & Public Boards			416,090.01	Local District School Taxes	1.19
Municipal Clerk				Regional & Consolidated School Tax	.52
Financial Administration	7,050.00	1982 Payments in Lieu of Taxes		School Taxes in Municipal Budget	
Assessment of Taxes	4,420.00	Delinquent Tax & Lien Collections	57,160.00	County Taxes	1.06 *
Collection of Taxes	2,560.00	Business Personalty Replacement Taxes	19,909.92	County Library Taxes	
Planning, Housing & Development	3,850.00	Taxes from Public Utilities	42,457.00	Local Municipal Purpose Taxes	
Human Resources		Other Miscellaneous Tax Revenues		Veteran & Senior Citizen Taxes	
Elections	1,100.00	State Aid Revenues	6,471.76	Total Taxes for Rate Computation	2.77
General Administration (other)	22,942.28	Federal Aid Revenues		Special District Taxes	
JUDICIARY		State and Local Fiscal Assistance Act Utilized	8,267.28	Bond Corp. Taxes	241.95
Municipal Courts	3,182.00	Sale of Acquired Property		Added and Omitted Taxes	497.33
PUBLIC SAFETY		Other Miscellaneous Revenues	20,144.80	Total Taxes Levied - ABSTRACT	495,819.22
Fire Protection	8,600.00	Total	570,500.77	Total Taxes Billed	495,577.27
Police Protection	6,400.00	Prior Years Surplus Appropriated	65,418.22	1982 TAXES COLLECTED	416,090.01
Civil Defense & Disaster Control	2,180.00	REVENUES TOTAL	635,918.99	1982 Taxes Cancelled, Abated or Adjusted	535.21
Environmental Inspection & Control	3,060.00	Reserve For Uncollected Taxes	53,911.10	Transfer to Tax Title Liens or Foreclosed	1,395.52
Other Public Safety				Balance Outstanding Dec. 31, 1982	77,556.53
PUBLIC WORKS		CAPITAL OUTLAY TOTAL		PRIOR YEARS TAXES OUTSTANDING	
Streets and Drainage	13,500.00	Public Enterprises		Balance January 1, 1982	92,510.72
Sewers and Sewage Processing		Recreation—Culture		Collected in 1982	55,614.17
Garbage and Trash Disposal	9,600.00	Public Works		Cancelled, Abated or Adjusted 1982	
Public Buildings and Grounds	6,235.00	Buildings and Grounds		Transfers to Tax Title Liens or Foreclosed	599.24
Other Public Works		Library and Education		Balance December 31, 1982	36,297.31
HEALTH and WELFARE		Conservation		TAX TITLE LIENS OUTSTANDING	
Health Services Except Environmental	200.00	All Other		Balance January 1, 1982	3,406.87
Welfare-Public Assistance	615.00			Transfer From Taxes	2,079.99
Hospitals, Clinics, First Aid		CAPITAL DEBT AUTHORIZED, DECEMBER 31, 1982		Redeemed in 1982	1,545.83
Animal, Insect, & Rodent Control	725.00	ISSUED AND UNISSUED		Cancelled, Abated or Adjusted (1982)	
Other Welfare Services		School	444,758	Transfers to Foreclosed Property	
RECREATION and CONSERVATION		Self-liquidating		Balance December 31, 1982	3,941.03
Beaches and Boardwalks		Other		PROPERTY ACQUIRED BY DEED OR	
Parks, Playgrounds, Shade Trees	3,000.00	Total	444,758	FORECLOSURE	
Land Reclamation & Conservation	100.00	ISSUED AND OUTSTANDING		Balance January 1, 1982	200.00
Other Recreational Services	150.00	School	444,758.70	Transfers From Taxes or Liens	
EDUCATION (excluding schools)		Self-Liquidating		Sale for Cash (1982)	
Libraries		Other		Cancelled, Abated or Adjusted (1982)	
Other Educational Services		Total	444,758.70	Balance December 31, 1982	200.00
STATUTORY EXPENDITURES		EQUALIZED VALUATION BASIS		CURRENT FINANCES DECEMBER 31, 1982	
Pensions & F. I. C. A	2,500.00	FOR NET DEBT COMPUTATION	17,102,729	ASSETS	
Employee Fringe Benefits		REAL PROPERTY VALUATIONS		Cash Dec. 31, 1982	139,891.03
Other Statutory Expenditures	400.00	Code Class # of Parcels % VAL'N		Taxes Receivable	113,853.84
CETA And Other Public Employment Programs		1 Vacant Land 109 1.98	320,500.00	Tax Title Liens	3,941.03
MUNICIPAL FUNCTIONS TOTAL	102,369.28	2 Residential 268 58.50	9,467,600.00	Foreclosed Property	200.00
CAPITAL IMPROVEMENTS *MEMO*	500.00	3 Farm 195 31.87	5,157,500.00	Emergencies & Other Deferred Charges	
DEBT SERVICE		4a Commercial 26 7.65	1,237,200.00	State and Federal Aid Receivable	15,608.63
Principal Payments		4b Industrial		Other Receivables	8,351.14
Interest Payments		4c Apartments		Total	281,845.67
DEFERRED CHARGES		Total 598	16,182,800.00	LIABILITIES, RESERVES, AND SURPLUS	
SCHOOL, COUNTY, SPECIAL DISTRICT TAXES	495,079.94	Land Area 19.00 Sq. Miles		Cash Liabilities	73,620.45
RESERVE FOR UNCOLLECTED TAXES	53,911.10	Net Valuation Taxable-Municipal	16,567,972	Reserves for Receivables	126,346.01
EXPENDITURES TOTAL	691,360.32	Net Valuation Taxable-County	18,032,003	Surplus Dec. 31, 1982	81,879.21
		State Equalized Valuation	17,816,021	Total	281,845.67
		State Equalization Ratio	92.84		

\*Includes County Health Service Taxes or County Vocational School Taxes. See Table 13.



0807

Population 1980 5,404  
 Population 1982 5,409  
 S & P Rating  
 Moody Rating

General Tax Rate Per \$100.

4.58

State Equalized Tax Rate

1.54

## GREENWICH TWP. - GLOUCESTER COUNTY

## Form of Government:

## Small Municipality Plan C (OMCL 50)

## Number of Members on Governing Body - 5

## PER CAPITA

Gross Debt 863.10  
 Net Debt 709.65  
 Debt Service .92  
 Total Tax Levy 941.28  
 Municipal Expenditures 365.90

## PER CENT:

Gross Debt 1.72  
 Net Debt 1.41  
 Tax Levy Collected 99.01  
 Tax Levy Cancelled, Abated or Adjusted

EXPENDITURES		REVENUES-REALIZED		1982 PROPERTY TAX	
GENERAL GOVERNMENT				STATE EQUALIZED TAX RATE → .83	
Governing Body & Public Boards	19,900.00	1982 Property Taxes Collected 5,042,983.05		Local District School Taxes	2,717,448.00
Municipal Clerk	33,240.00			Regional & Consolidated School Tax	
Financial Administration	29,675.00			School Taxes in Municipal Budget	
Assessment of Taxes	15,025.00			County Taxes	1,764,931.69
Collection of Taxes	12,695.00			County Library Taxes	49,089.95
Planning, Housing & Development	25,280.00			Local Municipal Purpose Taxes	516,130.39
Human Resources	4,500.00			Veteran & Senior Citizen Taxes	85,400.00
Elections	3,300.00			Total Taxes for Rate Computation	5,133,000.03
General Administration (other)	236,880.00			Special District Taxes	
JUDICIARY				Bank Corp. Taxes	2,247.93
Municipal Courts	20,310.00			Added and Omitted Taxes	41,525.30
PUBLIC SAFETY				Total Taxes Levied - ABSTRACT	5,091,373.26
Fire Protection	77,535.00			Total Taxes Billed	5,093,505.58
Police Protection	456,580.00			1982 TAXES COLLECTED	5,042,983.05
Civil Defense & Disaster Control	700.00			1982 Taxes Cancelled, Abated or Adjusted	18.32
Environmental Inspection & Control	17,645.00			Transfer to Tax Title Liens or Foreclosed	7,288.65
Other Public Safety				Balance Outstanding Dec. 31, 1982	43,215.56
PUBLIC WORKS				PRIOR YEARS TAXES OUTSTANDING	
Streets and Drainage	212,920.00			Balance January 1, 1982	37,601.96
Sewers and Sewage Processing	155,975.00			Collected in 1982	34,995.55
Garbage and Trash Disposal	169,600.00			Cancelled, Abated or Adjusted 1982	
Public Buildings and Grounds	32,620.00			Transfers to Tax Title Liens or Foreclosed	2,160.96
Other Public Works	57,900.00			Balance December 31, 1982	445.45
HEALTH and WELFARE				TAX TITLE LIENS OUTSTANDING	
Health Services Except Environmental	13,285.00			Balance January 1, 1982	12,094.21
Welfare-Public Assistance	500.00			Transfer From Taxes	9,732.47
Hospitals, Clinics, First Aid				Redeemed in 1982	5,304.09
Animal, Insect, & Rodent Control	17,650.00			Cancelled, Abated or Adjusted (1982)	
Other Welfare Services	3,440.00			Transfers to Foreclosed Property	1,909.53
RECREATION and CONSERVATION				Balance December 31, 1982	14,613.06
Beaches and Boardwalks				PROPERTY ACQUIRED BY DEED OR FORECLOSURE	
Parks, Playgrounds, Shade Trees	17,900.00			Balance January 1, 1982	8,160.47
Land Reclamation & Conservation	2,430.00			Transfers From Taxes or Liens	1,909.53
Other Recreational Services	33,660.00			Sole for Cash (1982)	
EDUCATION (excluding schools)				Cancelled, Abated or Adjusted (1982)	
Libraries	33,420.00			Balance December 31, 1982	10,070.00
Other Educational Services				CURRENT FINANCES DECEMBER 31, 1982	
STATUTORY EXPENDITURES				ASSETS	
Pensions & F. I. C. A.	108,482.77			Cash Dec. 31, 1982	512,773.11
Employee Fringe Benefits	50,800.00			Taxes Receivable	43,661.01
Other Statutory Expenditures	4,000.00			Tax Title Liens	14,613.06
CETA And Other Public Employment Programs				Foreclosed Property	10,070.00
MUNICIPAL FUNCTIONS TOTAL	1,867,847.77			Emergencies & Other Deferred Charges	73,066.59
CAPITAL IMPROVEMENTS *MEMO*	58,000.00			State and Federal Aid Receivable	
DEBT SERVICE				Other Receivables	34,897.58
Principal Payments	5,000.00			Total	689,081.35
Interest Payments				LIABILITIES, RESERVES, AND SURPLUS	
DEFERRED CHARGES	31,102.23			Cash Liabilities	255,490.42
SCHOOL, COUNTY, SPECIAL DISTRICT TAXES	4,531,469.64			Reserves for Receivables	103,241.65
RESERVE FOR UNCOLLECTED TAXES	75,208.35			Surplus Dec. 31, 1982	330,349.28
EXPENDITURES TOTAL	6,510,627.99			Total	689,081.35
		CAPITAL OUTLAY TOTAL 375,002.64			
		Public Enterprises 62,114.41			
		Recreation—Culture 245.34			
		Public Works 55,417.42			
		Buildings and Grounds 257,225.47			
		Library and Education			
		Conservation			
		All Other			
		CAPITAL DEBT AUTHORIZED, DECEMBER 31, 1982			
		ISSUED AND UNISSUED GROSS DEBT NET DEBT			
		School 830,000			
		Self-liquidating 2,505,500			
		Other 1,333,000			
		Total 4,668,500			
		ISSUED AND OUTSTANDING			
		School 830,000.00			
		Self-Liquidating 70,000.00			
		Other 445,000.00			
		Total 1,345,000.00			
		EQUALIZED VALUATION BASIS			
		FOR NET DEBT COMPUTATION 272,185,720			
		REAL PROPERTY VALUATIONS			
		Code Class # of Parcels % VAL'N ASSESSED VALUATION			
		1 Vacant Land 242 .87 950,100.00			
		2 Residential 1645 19.10 20,577,700.00			
		3 Farm 44 .45 450,900.00			
		4a Commercial 60 2.10 2,308,300.00			
		4b Industrial 16 77.40 84,599,160.00			
		4c Apartments 4 .08 85,300.00			
		Total 2011 109,811,460.00			
		Land Area 9.44 Sq. Miles			
		Net Valuation Taxable-Municipal 110,313,434			
		Net Valuation Taxable-County 282,107,146			
		State Equalized Valuation 327,936,440			
		State Equalization Ratio 33.54			



Population 1980 1,738  
 Population 1982 1,733  
 S & P Rating  
 Moody Rating

General Tax Rate Per \$100.

3.33

State Equalized Tax Rate

2.19

## GREENWICH TOWNSHIP - WARREN CO.

## Form of Government:

## Township Committee

## Number of Members on Governing Body - 3

## PER CAPITA:

Gross Debt 159.26  
 Net Debt 72.13  
 Debt Service 9.76  
 Total Tax Levy 564.55  
 Municipal Expenditures 202.18

## PER CENT:

Gross Debt .69  
 Net Debt .31  
 Tax Levy Collected 94.10  
 Tax Levy Cancelled, Abated or Adjusted

EXPENDITURES		REVENUES-REALIZED		1982 PROPERTY TAX	
GENERAL GOVERNMENT				STATE EQUALIZED TAX RATE $\rightarrow$ 1.46	
Governing Body & Public Boards		1982 Property Taxes Collected		Local District School Taxes	645,133.25
Municipal Clerk		920,274.47		Regional & Consolidated School Tax	
Financial Administration	6,655.00	1982 Payments in Lieu of Taxes		School Taxes in Municipal Budget	
Assessment of Taxes	4,600.00	Delinquent Tax & Lien Collections		County Taxes	* 243,634.80
Collection of Taxes	4,750.00	Business Personalty Replacement Taxes		County Library Taxes	12,033.81
Planning, Housing & Development	16,052.00	Taxes from Public Utilities		Local Municipal Purpose Taxes	70,626.00
Human Resources		Other Miscellaneous Tax Revenues		Veteran & Senior Citizen Taxes	20,475.00
Elections		State Aid Revenues		Total Taxes for Rate Computation	991,902.86
General Administration (other)	76,500.00	Federal Aid Revenues		Special District Taxes	
JUDICIARY		State and Local Fiscal Assistance Act Utilized		Bank Corp. Taxes	859.52
Municipal Courts	12,250.00	Sale of Acquired Property		Added and Omitted Taxes	6,072.57
PUBLIC SAFETY		Other Miscellaneous Revenues		Total Taxes Levied - ABSTRACT	978,359.95
Fire Protection	18,783.00	Total		Total Taxes Billed	977,974.81
Police Protection	47,950.00	1,211,510.22		1982 TAXES COLLECTED	920,274.47
Civil Defense & Disaster Control	254.00	Prior Years Surplus Appropriated		1982 Taxes Cancelled, Abated or Adjusted	13.72
Environmental Inspection & Control		REVENUES TOTAL		Transfer to Tax Title Liens or Foreclosed	116.55
Other Public Safety		47,884.08		Balance Outstanding Dec. 31, 1982	57,570.07
PUBLIC WORKS		CAPITAL OUTLAY TOTAL		PRIOR YEARS TAXES OUTSTANDING	
Streets and Drainage	46,810.00	1,741.75		Balance January 1, 1982	54,438.30
Sewers and Sewage Processing		Public Enterprises		Collected in 1982	37,425.01
Garbage and Trash Disposal		Recreation—Culture		Cancelled, Abated or Adjusted 1982	1,247.30
Public Buildings and Grounds	21,000.00	Public Works		Transfers to Tax Title Liens or Foreclosed	
Other Public Works	7,700.00	Buildings and Grounds		Balance December 31, 1982	15,765.99
HEALTH and WELFARE		Library and Education		TAX TITLE LIENS OUTSTANDING	
Health Services Except Environmental	300.00	Conservation		Balance January 1, 1982	2,710.19
Welfare-Public Assistance	330.00	All Other		Transfer From Taxes	116.55
Hospitals, Clinics, First Aid		CAPITAL DEBT AUTHORIZED, DECEMBER 31, 1982		Redeemed in 1982	1,439.86
Animal, Insect, & Rodent Control		ISSUED AND UNISSUED GROSS DEBT		Cancelled, Abated or Adjusted (1982)	398.12
Other Welfare Services		NET DEBT		Transfers to Foreclosed Property	
RECREATION and CONSERVATION		SCHOOL		Balance December 31, 1982	988.76
Beaches and Boardwalks		151,000		PROPERTY ACQUIRED BY DEED OR FORECLOSURE	
Parks, Playgrounds, Shade Trees	3,000.00	Self-Liquidating		Balance January 1, 1982	
Land Reclamation & Conservation	750.00	Other		Transfers From Taxes or Liens	
Other Recreational Services		125,000		Sale for Cash (1982)	
EDUCATION (excluding schools)		Total		Cancelled, Abated or Adjusted (1982)	
Libraries	469.00	276,000		Balance December 31, 1982	
Other Educational Services	200.00	ISSUED AND OUTSTANDING		CURRENT FINANCES DECEMBER 31, 1982	
STATUTORY EXPENDITURES		SCHOOL		ASSETS	
Pensions & F. I. C. A.	9,900.00	Self-Liquidating		Cash Dec. 31, 1982	517,370.95
Employee Fringe Benefits	5,100.00	Other		Taxes Receivable	73,336.06
Other Statutory Expenditures	600.00	Total		Tax Title Liens	988.76
CETA And Other Public Employment Programs		EQUIALIZED VALUATION BASIS		Foreclosed Property	
MUNICIPAL FUNCTIONS TOTAL	283,953.00	FOR NET DEBT COMPUTATION		Emergencies & Other Deferred Charges	
CAPITAL IMPROVEMENTS *MEMO*		REAL PROPERTY VALUATIONS		State and Federal Aid Receivable	1,209.50
DEBT SERVICE		Code Class # of Parcels % VAL'N		Other Receivables	972.01
Principal Payments	10,000.00	ASSESSED VALUATION		Total	593,877.28
Interest Payments	6,918.75	1 Vacant Land 44 1.33		LIABILITIES, RESERVES, AND SURPLUS	
DEFERRED CHARGES	1,626.26	2 Residential 480 69.27		Cash Liabilities	395,810.35
SCHOOL, COUNTY, SPECIAL DISTRICT TAXES	900,801.86	3 Farm 179 14.65		Reserves for Receivables	75,296.83
RESERVE FOR UNCOLLECTED TAXES	47,884.08	4a Commercial 37 13.49		Surplus Dec. 31, 1982	122,770.10
EXPENDITURES TOTAL	1,251,183.95	4b Industrial 3 1.26		Total	593,877.28
		4c Apartments			
		Total 743			
		Land Area 10.42 Sq. Miles			
		Net Valuation Taxable-Municipal			
		Net Valuation Taxable-County			
		State Equalized Valuation			
		State Equalization Ratio			

\*Includes County Health Service Taxes or County Vocational School Taxes. See Table 13.

0903

Population 1980 7,340  
 Population 1982 7,339  
 S & P Rating  
 Moody Rating

General Tax Rate Per \$100. 5.63  
 State Equalized Tax Rate 3.08

## GUTTENBERG TOWN – HUDSON COUNTY

## Form of Government:

## Town Council

## Number of Members on Governing Body – 6

## PER CAPITA

Gross Debt 32.02  
 Net Debt 4.09  
 Debt Service 10.70  
 Total Tax Levy 724.04  
 Municipal Expenditures 323.57

## PER CENT:

Gross Debt .19  
 Net Debt .02  
 Tax Levy Collected 97.53  
 Tax Levy Cancelled, Abated or Adjusted .69

EXPENDITURES		REVENUES-REALIZED		1982 PROPERTY TAX	
GENERAL GOVERNMENT				STATE EQUALIZED TAX RATE .77	
Governing Body & Public Boards		1982 Property Taxes Collected	5,163,730.63	Local District School Taxes	1,324,031.00
Municipal Clerk		1982 Payments in Lieu of Taxes		Regional & Consolidated School Tax	
Financial Administration	44,000.00	Delinquent Tax & Lien Collections	45,320.71	School Taxes in Municipal Budget	49,859.12
Assessment of Taxes	61,350.00	Business Personalty Replacement Taxes	104,817.32	County Taxes	2,201,968.81
Collection of Taxes	13,100.00	Taxes from Public Utilities	181,439.00	County Library Taxes	
Planning, Housing & Development	10,800.00	Other Miscellaneous Tax Revenues		Local Municipal Purpose Taxes	1,717,449.22
Human Resources	3,500.00	State Aid Revenues	109,155.50	Veteran & Senior Citizen Taxes	39,979.48
Elections	2,700.00	Federal Aid Revenues	64,019.00	Total Taxes for Rate Computation	5,333,287.63
General Administration (other)	214,700.00	State and Local Fiscal Assistance Act Utilized		Special District Taxes	
JUDICIARY		Sale of Acquired Property	207,955.63	Bank Corp. Taxes	20,108.09
Municipal Courts	40,650.00	Other Miscellaneous Revenues	5,876,437.79	Added and Omitted Taxes	294.06
PUBLIC SAFETY		Total	300,000.00	Total Taxes Levied - ABSTRACT	5,313,710.30
Fire Protection	170,200.00	Prior Years Surplus Appropriated	6,176,437.79	Total Taxes Billed	5,294,425.41
Police Protection	466,250.00	REVENUES	525,517.83	1982 TAXES COLLECTED	5,163,730.63
Civil Defense & Disaster Control	350.00	Reserve For Uncollected Taxes	416,554.87	1982 Taxes Cancelled, Abated or Adjusted	36,340.82
Environmental Inspection & Control	7,100.00	CAPITAL OUTLAY		Transfer to Tax Title Liens or Foreclosed	2,240.34
Other Public Safety		TOTAL		Balance Outstanding Dec. 31, 1982	92,113.62
PUBLIC WORKS				PRIOR YEARS TAXES OUTSTANDING	
Streets and Drainage	153,350.00	Public Enterprises		Balance January 1, 1982	45,600.34
Sewers and Sewage Processing	19,500.00	Recreation—Culture		Collected in 1982	45,320.79
Garbage and Trash Disposal	129,499.00	Public Works	2,050.00	Cancelled, Abated or Adjusted 1982	279.55
Public Buildings and Grounds	56,450.00	Buildings and Grounds	242,761.62	Transfers to Tax Title Liens or Foreclosed	
Other Public Works	3,500.00	Library and Education	171,743.25	Balance December 31, 1982	
HEALTH and WELFARE		Conservation		TAX TITLE LIENS OUTSTANDING	
Health Services Except Environmental	45,875.00	All Other		Balance January 1, 1982	5,827.53
Welfare-Public Assistance	20,250.00	CAPITAL DEBT AUTHORIZED, DECEMBER 31, 1982		Transfer From Taxes	2,240.34
Hospitals, Clinics, First Aid		ISSUED AND UNISSUED		Redeemed in 1982	
Animal, Insect, & Rodent Control		School	205,000	Cancelled, Abated or Adjusted (1982)	
Other Welfare Services		Self-liquidating		Transfers to Foreclosed Property	
RECREATION and CONSERVATION		Other	30,000	Balance December 31, 1982	8,067.87
Beaches and Boardwalks		Total	235,000	PROPERTY ACQUIRED BY DEED OR FORECLOSURE	
Parks, Playgrounds, Shade Trees		ISSUED AND OUTSTANDING		Balance January 1, 1982	10,800.00
Land Reclamation & Conservation		School	205,000.00	Transfers From Taxes or Liens	
Other Recreational Services	58,270.00	Self-Liquidating		Sale for Cash (1982)	
EDUCATION (excluding schools)		Other	30,000.00	Cancelled, Abated or Adjusted (1982)	
Libraries	12,845.00	Total	235,000.00	Balance December 31, 1982	10,800.00
Other Educational Services	6,000.00	EQUALIZED VALUATION BASIS		CURRENT FINANCES DECEMBER 31, 1982	
STATUTORY EXPENDITURES		FOR NET DEBT COMPUTATION	121,072,486	ASSETS	
Pensions & F. I. C. A.	132,320.00	REAL PROPERTY VALUATIONS		Cash Dec. 31, 1982	1,771,622.98
Employee Fringe Benefits	63,076.83	Code Class # of Parcels % VAL'N		Taxes Receivable	52,113.62
Other Statutory Expenditures	5,000.00	1 Vacant Land 16 .65	609,700.00	Tax Title Liens	8,067.87
CETA And Other Public Employment Programs		2 Residential 1786 76.57	71,714,100.00	Foreclosed Property	10,800.00
MUNICIPAL FUNCTIONS	1,760,635.83	3 Farm		Emergencies & Other Deferred Charges	47,000.00
CAPITAL IMPROVEMENTS	260,000.00	4a Commercial 145 8.07	7,558,300.00	State and Federal Aid Receivable	24,261.36
DEBT SERVICE		4b Industrial 99 4.29	4,020,600.00	Other Receivables	53,496.38
Principal Payments	55,000.00	4c Apartments 82 10.42	9,756,100.00	Total	2,047,362.21
Interest Payments	23,525.00	Total 2128	93,658,800.00	LIABILITIES, RESERVES, AND SURPLUS	
TYPE I SCHL DEBT *MEMC	61,612.50	Land Area .20 Sq. Miles		Cash Liabilities	866,572.38
DEFERRED CHARGES		Net Valuation Taxable-Municipal	94,049,659	Reserves for Receivables	204,477.87
SCHOOL, COUNTY, SPECIAL DISTRICT TAXES	3,575,858.93	Net Valuation Taxable-County	185,537,831	Surplus Dec. 31, 1982	976,311.96
RESERVE FOR UNCOLLECTED TAXES	535,517.83	State Equalized Valuation	171,676,155	Total	2,047,362.21
EXPENDITURES	5,950,537.59	State Equalization Ratio	54.68		

1981/3000

\* ABOVE DEBT SERVICE INCLUDES TYPE I SCHOOL DEBT

261

\*Includes County Health Service Taxes or County Vocational School Taxes. See Table 13.



0223

Population 1980 **36,039**  
 Population 1982 **35,813**  
 S & P Rating **A+**  
 Moody Rating **AA**

General Tax Rate Per \$100.

State Equalized Tax Rate **4.10**  
**2.68**

**HACKENSACK CITY - BERGEN COUNTY****Form of Government:****Council-Manager (1923)****Number of Members on Governing Body - 5****PER CAPITA:**

Gross Debt **541.90**  
 Net Debt **272.77**  
 Debt Service **123.55**  
 Total Tax Levy **791.35**  
 Municipal Expenditures **574.32**

**PER CENT:**

Gross Debt **2.18**  
 Net Debt **1.10**  
 Tax Levy Collected **96.41**  
 Tax Levy Cancelled, Abated or Adjusted **1.07**

EXPENDITURES		REVENUES-REALIZED		1982 PROPERTY TAX	
<b>GENERAL GOVERNMENT</b>		<b>1982 Property Taxes Collected</b>		<b>STATE EQUALIZED TAX RATE</b> <span style="float:right">1.23</span>	
Governing Body & Public Boards			<b>27,083,268.07</b>	Local District School Taxes	<b>12,787,403.00</b>
Municipal Clerk			<b>17,730.08</b>	Regional & Consolidated School Tax	
Financial Administration	<b>162,896.00</b>	1982 Payments in Lieu of Taxes	<b>661,642.93</b>	School Taxes in Municipal Budget	<b>1,277,722.00</b>
Assessment of Taxes	<b>145,724.00</b>	Delinquent Tax & Lien Collections	<b>1,404,865.00</b>	County Taxes	<b>3,535,670.16</b>
Collection of Taxes	<b>77,817.00</b>	Business Personalty Replacement Taxes	<b>2,159,311.00</b>	County Library Taxes	
Planning, Housing & Development	<b>93,392.00</b>	Taxes from Public Utilities	<b>2,203.79</b>	Local Municipal Purpose Taxes	<b>10,273,681.46</b>
Human Resources		Other Miscellaneous Tax Revenues	<b>321,902.47</b>	Veteran & Senior Citizen Taxes	<b>235,575.00</b>
Elections	<b>5,200.00</b>	State Aid Revenues		Total Taxes for Rate Computation	<b>28,110,051.62</b>
General Administration (other)	<b>1,644,500.00</b>	Federal Aid Revenues		Special District Taxes	
<b>JUDICIARY</b>		State and Local Fiscal Assistance Act Utilized	<b>515,000.00</b>	Bank Corp. Taxes	<b>274,926.62</b>
Municipal Courts	<b>169,939.00</b>	Sale of Acquired Property	<b>83,005.00</b>	Added and Omitted Taxes	<b>191,123.91</b>
<b>PUBLIC SAFETY</b>		Other Miscellaneous Revenues	<b>3,782,576.76</b>	Total Taxes Levied - ABSTRACT	<b>28,340,527.15</b>
Fire Protection	<b>2,784,605.00</b>	Total	<b>36,031,505.10</b>	Total Taxes Billed	<b>28,091,137.89</b>
Police Protection	<b>3,006,063.53</b>	Prior Years Surplus Appropriated	<b>1,000,000.00</b>	1982 TAXES COLLECTED	<b>27,083,268.07</b>
Civil Defense & Disaster Control	<b>1,400.00</b>	REVENUES TOTAL	<b>37,031,505.10</b>	1982 Taxes Cancelled, Abated or Adjusted	<b>300,308.19</b>
Environmental Inspection & Control	<b>143,917.00</b>	Reserve For Uncollected Taxes	<b>1,056,203.98</b>	Transfer to Tax Title Liens or Foreclosed	<b>12,632.10</b>
Other Public Safety		CAPITAL OUTLAY TOTAL	<b>3,083,366.90</b>	Balance Outstanding Dec. 31, 1982	<b>694,929.53</b>
<b>PUBLIC WORKS</b>		Public Enterprises		<b>PRIOR YEARS TAXES OUTSTANDING</b>	
Streets and Drainage	<b>659,894.00</b>	Recreation—Culture	<b>18,152.54</b>	Balance January 1, 1982	<b>749,600.00</b>
Sewers and Sewage Processing	<b>1,140,452.41</b>	Public Works	<b>2,083,219.75</b>	Collected in 1982	<b>654,252.48</b>
Garbage and Trash Disposal	<b>651,890.00</b>	Buildings and Grounds	<b>980,483.17</b>	Cancelled, Abated or Adjusted 1982	<b>37,103.23</b>
Public Buildings and Grounds	<b>623,924.00</b>	Library and Education	<b>1,511.44</b>	Transfers to Tax Title Liens or Foreclosed	<b>5,915.44</b>
Other Public Works		Conservation		Balance December 31, 1982	<b>52,328.85</b>
<b>HEALTH and WELFARE</b>		All Other		<b>TAX TITLE LIENS OUTSTANDING</b>	
Health Services Except Environmental	<b>10,526.00</b>	<b>CAPITAL DEBT AUTHORIZED, DECEMBER 31, 1982</b>		Balance January 1, 1982	<b>30,586.60</b>
Welfare-Public Assistance	<b>113,057.00</b>	ISSUED AND UNISSUED		Transfer From Taxes	<b>19,560.73</b>
Hospitals, Clinics, First Aid	<b>31,750.00</b>	School	<b>8,505,674</b>	Redeemed in 1982	<b>7,390.45</b>
Animal, Insect, & Rodent Control	<b>23,221.00</b>	Self-liquidating	<b>1,132,000</b>	Cancelled, Abated or Adjusted (1982)	
Other Welfare Services		Other	<b>9,769,458</b>	Transfers to Foreclosed Property	<b>16,385.23</b>
<b>RECREATION and CONSERVATION</b>		Total	<b>19,407,132</b>	Balance December 31, 1982	<b>26,371.65</b>
Beaches and Boardwalks		ISSUED AND OUTSTANDING		<b>PROPERTY ACQUIRED BY DEED OR FORECLOSURE</b>	
Parks, Playgrounds, Shade Trees	<b>224,946.00</b>	School	<b>8,499,000.00</b>	Balance January 1, 1982	<b>141,136.77</b>
Land Reclamation & Conservation		Self-Liquidating	<b>1,132,000.00</b>	Transfers From Taxes or Liens	<b>16,314.77</b>
Other Recreational Services	<b>56,243.00</b>	Other	<b>8,072,000.00</b>	Sale for Cash (1982)	<b>83,005.00</b>
<b>EDUCATION (excluding schools)</b>		Total	<b>17,703,000.00</b>	Cancelled, Abated or Adjusted (1982)	<b>21,167.00</b>
Libraries	<b>551,839.00</b>	<b>EQUALIZED VALUATION BASIS</b>		Balance December 31, 1982	<b>53,279.54</b>
Other Educational Services		<b>FOR NET DEBT COMPUTATION</b>		<b>CURRENT FINANCES DECEMBER 31, 1982</b>	
<b>STATUTORY EXPENDITURES</b>		<b>REAL PROPERTY VALUATIONS</b>		<b>ASSETS</b>	
Pensions & F. I. C. A.	<b>1,563,999.91</b>	Code Class # of Parcels % VAL'N		Cash Dec. 31, 1982	<b>4,057,042.29</b>
Employee Fringe Benefits	<b>686,000.00</b>	1 Vacant Land 473 1.90	<b>12,536,200.00</b>	Taxes Receivable	<b>747,258.38</b>
Other Statutory Expenditures	<b>32,000.00</b>	2 Residential 5274 37.37	<b>246,810,200.00</b>	Tax Title Liens	<b>26,371.65</b>
CETA And Other Public Employment Programs		3 Farm		Foreclosed Property	<b>53,279.54</b>
MUNICIPAL FUNCTIONS TOTAL	<b>14,645,195.85</b>	4a Commercial 955 27.29	<b>180,238,700.00</b>	Emergencies & Other Deferred Charges	<b>401,100.00</b>
CAPITAL IMPROVEMENTS *MEMO*	<b>60,000.00</b>	4b Industrial 251 9.82	<b>64,818,600.00</b>	State and Federal Aid Receivable	<b>9,243.02</b>
<b>DEBT SERVICE</b>		4c Apartments 213 23.62	<b>155,983,500.00</b>	Other Receivables	<b>129,546.85</b>
Principal Payments	<b>3,435,975.24</b>	Total 7166	<b>660,387,200.00</b>	Total	<b>5,423,841.73</b>
Interest Payments	<b>988,743.69</b>	Land Area 4.00 Sq. Miles		<b>LIABILITIES, RESERVES, AND SURPLUS</b>	
TYPE I SCHL DEBT *MEMO	<b>1,277,598.42</b>	Net Valuation Taxable-Municipal	<b>680,488,146</b>	Cash Liabilities	<b>2,134,246.84</b>
DEFERRED CHARGES	<b>402,000.00</b>	Net Valuation Taxable-County	<b>964,920,749</b>	Reserves for Receivables	<b>956,456.42</b>
SCHOOL COUNTY, SPECIAL DISTRICT TAXES	<b>17,600,795.16</b>	State Equalized Valuation	<b>1,031,164,969</b>	Surplus Dec. 31, 1982	<b>2,333,138.47</b>
RESERVE FOR UNCOLLECTED TAXES	<b>1,056,203.98</b>	State Equalization Ratio	<b>65.32</b>	Total	<b>5,423,841.73</b>
EXPENDITURES TOTAL	<b>38,168,913.92</b>				

1981/3000

\* ABOVE DEBT SERVICE INCLUDES TYPE I SCHOOL DEBT



Population 1980 8,850  
 Population 1982 8,747  
 S & P Rating  
 Moody Rating A

General Tax Rate Per \$100.

6.16

State Equalized Tax Rate

2.45

**HACKETTSTOWN TOWN - WARREN CO.****Form of Government:****Special Charter - (CH 206 - 1970)****Number of Members on Governing Body - 6****PER CENT:**

Gross Debt 344.85  
 Net Debt 68.41  
 Debt Service 6.29  
 Total Tax Levy 539.17  
 Municipal Expenditures 241.47

PER CENT:  
 Gross Debt 1.77  
 Net Debt .35  
 Tax Levy Collected 94.47  
 Tax Levy Cancelled, Abated or Adjusted 2.61

EXPENDITURES		REVENUES-REALIZED		1982 PROPERTY TAX	
<b>GENERAL GOVERNMENT</b>				<b>STATE EQUALIZED TAX RATE</b>	
Governing Body & Public Boards		1982 Property Taxes Collected	4,433,730.28	Local District School Taxes 1.43	2,734,221.00
Municipal Clerk		1982 Payments in Lieu of Taxes		Regional & Consolidated School Tax	
Financial Administration	16,410.00	Delinquent Tax & Lien Collections	159,311.22	School Taxes in Municipal Budget	
Assessment of Taxes	23,114.00	Business Personality Replacement Taxes	211,688.88	County Taxes .54 *	1,034,982.87
Collection of Taxes	14,300.00	Taxes from Public Utilities	377,570.00	County Library Taxes	
Planning, Housing & Development	9,500.00	Other Miscellaneous Tax Revenues		Local Municipal Purpose Taxes .48	921,440.27
Human Resources		State Aid Revenues	100,765.40	Veteran & Senior Citizen Taxes	59,875.00
Elections		Federal Aid Revenues		Total Taxes for Rate Computation 2.45	4,750,519.14
General Administration (other)	226,262.00	State and Local Fiscal Assistance Act Utilized	77,520.19	Special District Taxes	
<b>JUDICIARY</b>		Sale of Acquired Property		Bank Corp. Taxes	23,127.42
Municipal Courts	23,400.00	Other Miscellaneous Revenues		Added and Omitted Taxes	2,362.31
<b>PUBLIC SAFETY</b>		Total	5,632,214.56	Total Taxes Levied - ABSTRACT	4,716,133.87
Fire Protection	37,550.00	Prior Years Surplus Appropriated	150,000.00	Total Taxes Billed	4,693,269.58
Police Protection	572,260.00	REVENUES TOTAL	5,782,214.56	1982 TAXES COLLECTED	4,433,730.28
Civil Defense & Disaster Control	400.00	Reserve For Uncollected Taxes	296,500.00	1982 Taxes Cancelled, Abated or Adjusted	122,424.59
Environmental Inspection & Control	35,400.00	CAPITAL OUTLAY TOTAL	151,368.00	Transfer to Tax Title Liens or Foreclosed	5,633.32
Other Public Safety				Balance Outstanding Dec. 31, 1982	131,481.39
<b>PUBLIC WORKS</b>				<b>PRIOR YEARS TAXES OUTSTANDING</b>	
Streets and Drainage	303,090.00	Public Enterprises		Balance January 1, 1982	130,719.11
Sewers and Sewage Processing		Recreation—Culture		Collected in 1982	125,375.20
Garbage and Trash Disposal	21,343.33	Public Works	7,000.00	Cancelled, Abated or Adjusted 1982	200.00
Public Buildings and Grounds	63,550.00	Buildings and Grounds	144,368.00	Transfers to Tax Title Liens or Foreclosed	5,143.91
Other Public Works		Library and Education		Balance December 31, 1982	
<b>HEALTH and WELFARE</b>		Conservation		<b>TAX TITLE LIENS OUTSTANDING</b>	
Health Services Except Environmental	5,500.00	All Other		Balance January 1, 1982	33,819.26
Welfare-Public Assistance	1,200.00			Transfer From Taxes	11,595.13
Hospitals, Clinics, First Aid				Redeemed in 1982	33,936.02
Animal, Insect, & Rodent Control				Cancelled, Abated or Adjusted (1982)	
Other Welfare Services				Transfers to Foreclosed Property	
<b>RECREATION and CONSERVATION</b>				Balance December 31, 1982	11,478.37
Beaches and Boardwalks				<b>PROPERTY ACQUIRED BY DEED OR FORECLOSURE</b>	
Parks, Playgrounds, Shade Trees	18,500.00			Balance January 1, 1982	3,350.00
Land Reclamation & Conservation	750.00			Transfers From Taxes or Liens	
Other Recreational Services	78,175.00			Sale for Cash (1982)	
<b>EDUCATION (excluding schools)</b>				Cancelled, Abated or Adjusted (1982)	
Libraries	86,000.00			Balance December 31, 1982	3,350.00
Other Educational Services				<b>CURRENT FINANCES DECEMBER 31, 1982</b>	
<b>STATUTORY EXPENDITURES</b>				<b>ASSETS</b>	
Pensions & F. I. C. A.	110,000.00			Cash Dec. 31, 1982	1,419,078.99
Employee Fringe Benefits	54,100.00			Taxes Receivable	131,481.39
Other Statutory Expenditures	9,600.00			Tax Title Liens	11,478.37
CETA and Other Public Employment Programs				Foreclosed Property	3,350.00
<b>MUNICIPAL FUNCTIONS TOTAL</b>	1,730,404.33			Emergencies & Other Deferred Charges	52,837.50
<b>CAPITAL IMPROVEMENTS *MEMO*</b>				State and Federal Aid Receivable	471.86
<b>DEBT SERVICE</b>				Other Receivables	71,241.67
Principal Payments	34,000.00			Total	1,689,939.78
Interest Payments	20,988.00			<b>LIABILITIES, RESERVES, AND SURPLUS</b>	
<b>DEFERRED CHARGES</b>				Cash Liabilities	1,164,430.91
SCHOOL, COUNTY, SPECIAL DISTRICT TAXES	3,769,203.87			Reserves for Receivables	217,551.43
RESERVE FOR UNCOLLECTED TAXES	256,500.00			Surplus Dec. 31, 1982	287,957.44
<b>EXPENDITURES TOTAL</b>	5,881,341.23			Total	1,689,939.78

0416

Population 1980 15,875

Population 1982 16,155

S &amp; P Rating

Moody Rating A

General Tax Rate Per \$100.

3.96

State Equalized Tax Rate

3.10

**HADDON TOWNSHIP - CAMDEN COUNTY****Form of Government:****Commission (1911)****Number of Members on Governing Body - 3****PER CAPITA:**

Gross Debt 236.12

Net Debt 117.20

Debt Service 16.33

Total Tax Levy 571.09

Municipal Expenditures 172.94

**PER CENT:**

Gross Debt 1.40

Net Debt .69

Tax Levy Collected 97.48

Tax Levy Cancelled, Abated

or Adjusted .31

EXPENDITURES		REVENUES-REALIZED		1982 PROPERTY TAX	
<b>GENERAL GOVERNMENT</b>				<b>STATE EQUALIZED TAX RATE</b>	
Governing Body & Public Boards		1982 Property Taxes Collected	8,593,349.95	Local District School Taxes	1.55 4,478,387.00
Municipal Clerk		1982 Payments in Lieu of Taxes	11,771.11	Regional & Consolidated School Tax	
Financial Administration	15,000.00	Delinquent Tax & Lien Collections	210,294.89	School Taxes in Municipal Budget	
Assessment of Taxes	17,842.00	Business Personalty Replacement Taxes	111,167.76	County Taxes	1.15 * 3,332,447.95
Collection of Taxes	52,377.16	Taxes from Public Utilities	770,536.00	County Library Taxes	.03 76,738.00
Planning, Housing & Development	13,234.00	Other Miscellaneous Tax Revenues		Local Municipal Purpose Taxes	.38 1,100,000.00
Human Resources		State Aid Revenues	167,674.48	Veteran & Senior Citizen Taxes	226,600.00
Elections	7,534.95	Federal Aid Revenues		Total Taxes for Rate Computation	3.11 9,214,172.95
General Administration (other)	248,420.00	State and Local Fiscal Assistance Act Utilized	77,544.44	Special District Taxes	197,758.00
<b>JUDICIARY</b>		Sale of Acquired Property		Bank Corp. Taxes	25,070.30
Municipal Courts	19,420.18	Other Miscellaneous Revenues	187,433.47	Added and Omitted Taxes	15,517.61
<b>PUBLIC SAFETY</b>		Total	10,529,772.10	Total Taxes Levied - ABSTRACT	9,225,918.86
Fire Protection	17,470.00	Prior Years Surplus Appropriated	370,000.00	Total Taxes Billed	9,225,727.13
Police Protection	720,137.00	<b>REVENUES TOTAL</b>	10,899,772.10	1982 TAXES COLLECTED	8,993,349.95
Civil Defense & Disaster Control	2,258.00	Reserve For Uncollected Taxes	353,988.45	1982 Taxes Cancelled, Abated or Adjusted	28,766.25
Environmental Inspection & Control	38,538.00	<b>CAPITAL OUTLAY TOTAL</b>	379,532.52	Transfer to Tax Title Liens or Foreclosed	
Other Public Safety				Balance Outstanding Dec. 31, 1982	203,610.93
<b>PUBLIC WORKS</b>		Public Enterprises	83,076.57	<b>PRIOR YEARS TAXES OUTSTANDING</b>	
Streets and Drainage	356,398.00	Recreation—Culture		Balance January 1, 1982	201,363.76
Sewers and Sewage Processing	125,441.00	Public Works	285,960.12	Collected in 1982	197,625.33
Garbage and Trash Disposal	101,000.00	Buildings and Grounds	10,495.83	Cancelled, Abated or Adjusted 1982	1,445.72
Public Buildings and Grounds	41,883.00	Library and Education		Transfers to Tax Title Liens or Foreclosed	2,080.14
Other Public Works	53,388.00	Conservation		Balance December 31, 1982	212.57
<b>HEALTH and WELFARE</b>		All Other		<b>TAX TITLE LIENS OUTSTANDING</b>	
Health Services Except Environmental	1,120.00	<b>CAPITAL DEBT AUTHORIZED, DECEMBER 31, 1982</b>		Balance January 1, 1982	12,570.83
Welfare-Public Assistance	7,788.00	<b>ISSUED AND UNISSUED GROSS DEBT NET DEBT</b>		Transfer From Taxes	2,080.14
Hospitals, Clinics, First Aid		School	1,034,405	Redeemed in 1982	12,669.56
Animal, Insect, & Rodent Control		Self-liquidating	728,000	Cancelled, Abated or Adjusted (1982)	
Other Welfare Services		Other	2,052,066	Transfers to Foreclosed Property	
<b>RECREATION and CONSERVATION</b>		Total	3,814,475	Balance December 31, 1982	1,981.41
Beaches and Boardwalks		<b>ISSUED AND OUTSTANDING</b>		<b>PROPERTY ACQUIRED BY DEED OR FORECLOSURE</b>	
Parks, Playgrounds, Shade Trees	3,426.00	School	735,000.00	Balance January 1, 1982	39,660.00
Land Reclamation & Conservation		Self-Liquidating	713,000.00	Transfers From Taxes or Liens	
Other Recreational Services	13,908.00	Other	1,659,500.00	Sale for Cash (1982)	
<b>EDUCATION (excluding schools)</b>		Total	3,107,500.00	Cancelled, Abated or Adjusted (1982)	
Libraries	4,100.00	<b>EQUALIZED VALUATION BASIS</b>		Balance December 31, 1982	39,660.00
Other Educational Services		<b>FOR NET DEBT COMPUTATION</b>	272,584,928	<b>CURRENT FINANCES DECEMBER 31, 1982</b>	
<b>STATUTORY EXPENDITURES</b>		<b>REAL PROPERTY VALUATIONS</b>		<b>ASSETS</b>	
Pensions & F. I. C. A.	176,900.00	Code Class # of Parcels % VAL'N	ASSESSED VALUATION	Cash Dec. 31, 1982	688,178.26
Employee Fringe Benefits	37,832.89	1 Vacant Land 229 .87	1,558,250.00	Taxes Receivable	203,823.50
Other Statutory Expenditures	18,000.00	2 Residential 4559 77.86	175,412,250.00	Tax Title Liens	1,981.41
<b>CETA And Other Public Employment Programs</b>		3 Farm		Foreclosed Property	39,660.00
<b>MUNICIPAL FUNCTIONS TOTAL</b>	2,053,416.18	4a Commercial 283 14.12	31,810,500.00	Emergencies & Other Deferred Charges	78,496.15
<b>CAPITAL IMPROVEMENTS *MEMO*</b>	20,375.00	4b Industrial 26 .87	1,568,200.00	State and Federal Aid Receivable	9,515.12
<b>DEBT SERVICE</b>		4c Apartments 19 6.28	14,153,600.00	Other Receivables	61,786.11
Principal Payments	150,000.00	Total 5116	225,302,800.00	Total	1,083,440.55
Interest Payments	113,855.00	Land Area 2.69 Sq. Miles		<b>LIABILITIES, RESERVES, AND SURPLUS</b>	
<b>DEFERRED CHARGES</b>	82,536.57	Net Valuation Taxable-Municipal	226,851,573	Cash Liabilities	200,682.09
<b>SCHOOL, COUNTY, SPECIAL DISTRICT TAXES</b>	8,085,330.95	Net Valuation Taxable-County	283,705,655	Reserves for Receivables	307,251.02
<b>RESERVE FOR UNCOLLECTED TAXES</b>	353,988.49	State Equalized Valuation	285,256,338	Surplus Dec. 31, 1982	575,507.44
<b>EXPENDITURES TOTAL</b>	10,879,127.19	State Equalization Ratio	78.31	Total	1,083,440.55

\*Includes County Health Service Taxes or County Vocational School Taxes. See Table 13



Population 1980 **8,361**  
 Population 1982 **8,380**  
 S & P Rating  
 Moody Rating **A1**

General Tax Rate Per \$100. **4.88**  
 State Equalized Tax Rate **2.90**

# HADDON HEIGHTS BORO. - CAMDEN CO.

## Form of Government:

### Borough Council

## Number of Members on Governing Body - 6

## PER CAPITA:

Gross Debt **184.38**  
 Net Debt **180.01**  
 Debt Service **22.77**  
 Total Tax Levy **590.90**  
 Municipal Expenditures **226.05**

## PER CENT:

Gross Debt **1.02**  
 Net Debt **1.00**  
 Tax Levy Collected **98.41**  
 Tax Levy Cancelled, Abated or Adjusted

EXPENDITURES		REVENUES-REALIZED		1982 PROPERTY TAX	
GENERAL GOVERNMENT		1982 Property Taxes Collected		STATE EQUALIZED TAX RATE <b>1.34</b>	
Governing Body & Public Boards	7,200.00	1982 Payments in Lieu of Taxes	4,860,613.07	Local District School Taxes	2,286,391.50
Municipal Clerk		Delinquent Tax & Lien Collections	53,855.30	Regional & Consolidated School Tax	
Financial Administration	9,600.00	Business Personalty Replacement Taxes	45,422.64	School Taxes in Municipal Budget	
Assessment of Taxes	11,901.00	Taxes from Public Utilities	543,326.00	County Taxes	1,801,319.54
Collection of Taxes	19,743.00	Other Miscellaneous Tax Revenues		County Library Taxes	
Planning, Housing & Development	8,791.00	State Aid Revenues	84,450.95	Local Municipal Purpose Taxes	841,000.00
Human Resources		Federal Aid Revenues		Veteran & Senior Citizen Taxes	114,425.00
Elections		State and Local Fiscal Assistance Act Utilized	37,926.36	Total Taxes for Rate Computation	5,043,136.04
General Administration (other)	159,278.16	Sale of Acquired Property		Special District Taxes	
JUDICIARY		Other Miscellaneous Revenues	245,444.99	Bank Corp. Taxes	13,741.70
Municipal Courts	16,076.00	Total	5,871,039.31	Added and Omitted Taxes	9,302.20
PUBLIC SAFETY		Prior Years Surplus Appropriated	105,000.00	Total Taxes Levied - ABSTRACT	4,951,754.94
Fire Protection	60,331.00	REVENUES TOTAL	5,576,039.31	Total Taxes Billed	4,939,014.35
Police Protection	442,217.00	Reserve For Uncollected Taxes	96,105.85	1982 TAXES COLLECTED	4,860,613.07
Civil Defense & Disaster Control	1,300.00	CAPITAL OUTLAY TOTAL	168,801.42	1982 Taxes Cancelled, Abated or Adjusted	
Environmental Inspection & Control	6,606.00	Public Enterprises		Transfer to Tax Title Liens or Foreclosed	
Other Public Safety		Recreation—Culture		Balance Outstanding Dec. 31, 1982	78,401.28
PUBLIC WORKS		Public Works	161,936.47	PRIOR YEARS TAXES OUTSTANDING	
Streets and Drainage	186,987.00	Buildings and Grounds	6,864.95	Balance January 1, 1982	55,060.58
Sewers and Sewage Processing	180,449.68	Library and Education		Collected in 1982	53,855.30
Garbage and Trash Disposal	157,847.00	Conservation		Cancelled, Abated or Adjusted 1982	
Public Buildings and Grounds	26,353.00	All Other		Transfers to Tax Title Liens or Foreclosed	
Other Public Works		CAPITAL DEBT AUTHORIZED, DECEMBER 31, 1982		Balance December 31, 1982	1,205.28
HEALTH and WELFARE		ISSUED AND UNISSUED GROSS DEBT NET DEBT		TAX TITLE LIENS OUTSTANDING	
Health Services Except Environmental	1,395.00	School 29,000		Balance January 1, 1982	
Welfare-Public Assistance	2,597.00	Self-liquidating		Transfer From Taxes	
Hospitals, Clinics, First Aid		Other 1,516,144	1,508,444	Redeemed in 1982	
Animal, Insect, & Rodent Control		Total 1,545,144	1,508,444	Cancelled, Abated or Adjusted (1982)	
Other Welfare Services		ISSUED AND OUTSTANDING		Transfers to Foreclosed Property	
RECREATION and CONSERVATION		School 29,000.00		Balance December 31, 1982	
Beaches and Boardwalks		Self-Liquidating		PROPERTY ACQUIRED BY DEED OR FORECLOSURE	
Parks, Playgrounds, Shade Trees	19,758.00	Other 1,229,340.00		Balance January 1, 1982	28,550.00
Land Reclamation & Conservation		Total 1,258,340.00		Transfers From Taxes or Liens	
Other Recreational Services	4,000.00	EQUALIZED VALUATION BASIS FOR NET DEBT COMPUTATION	151,020,821	Sale for Cash (1982)	
EDUCATION (excluding schools)		REAL PROPERTY VALUATIONS		Cancelled, Abated or Adjusted (1982)	
Libraries	53,100.00	Code Class # of Parcels % VAL'N		Balance December 31, 1982	28,550.00
Other Educational Services		1 Vacant Land 46 .36	357,900.00	CURRENT FINANCES DECEMBER 31, 1982	
STATUTORY EXPENDITURES		2 Residential 2538 88.14	88,292,500.00	ASSETS	
Pensions & F. I. C. A.	166,045.65	3 Farm		Cash Dec. 31, 1982	672,107.60
Employee Fringe Benefits	39,566.00	4a Commercial 88 9.32	9,338,400.00	Taxes Receivable	79,606.56
Other Statutory Expenditures	1,000.00	4b Industrial 3 .25	246,800.00	Tax Title Liens	
CETA And Other Public Employment Programs		4c Apartments 13 1.93	1,936,400.00	Foreclosed Property	28,550.00
MUNICIPAL FUNCTIONS TOTAL	1,582,141.49	Total 2688	100,172,000.00	Emergencies & Other Deferred Charges	45,953.65
CAPITAL IMPROVEMENTS *MEMC*	15,000.00	Land Area 1.58 Sq. Miles		State and Federal Aid Receivable	
DEBT SERVICE		Net Valuation Taxable-Municipal	101,039,369	Other Receivables	10,443.17
Principal Payments	103,000.00	Net Valuation Taxable-County	153,432,788	Total	836,660.98
Interest Payments	87,798.93	State Equalized Valuation	169,627,318	LIABILITIES, RESERVES, AND SURPLUS	
DEFERRED CHARGES	25,264.52	State Equalization Ratio	59.36	Cash Liabilities	133,603.72
SCHOOL, COUNTY, SPECIAL DISTRICT TAXES	4,087,711.04			Reserves for Receivables	118,599.73
RESERVE FOR UNCOLLECTED TAXES	56,105.85			Surplus Dec. 31, 1982	584,457.53
EXPENDITURES TOTAL	5,582,021.83			Total	836,660.98



0417

Population 1980 12,337

Population 1982 12,383

S &amp; P Rating

Moody Rating

General Tax Rate Per \$100.

7.09

State Equalized Tax Rate

2.82

**HADDONFIELD BORO. - CAMDEN COUNTY****Form of Government:****Commission (1911)****Number of Members on Governing Body - 3****PER CAPITA**

Gross Debt 372.32

Net Debt 67.31

Debt Service 7.86

Total Tax Levy 920.42

Municipal Expenditures 273.91

**PER CENT:**

Gross Debt 1.31

Net Debt .24

Tax Levy Collected 96.87

Tax Levy Cancelled, Abated

or Adjusted .10

EXPENDITURES		REVENUES-REALIZED		1982 PROPERTY TAX	
<b>GENERAL GOVERNMENT</b>				<b>STATE EQUALIZED TAX RATE</b>	
Governing Body & Public Boards		1982 Property Taxes Collected	11,011,752.91	Local District School Taxes	1.46
Municipal Clerk		1982 Payments in Lieu of Taxes		Regional & Consolidated School Tax	
Financial Administration	58,261.27	Delinquent Tax & Lien Collections	272,456.36	School Taxes in Municipal Budget	
Assessment of Taxes	140,414.86	Business Personalty Replacement Taxes	109,677.92	County Taxes	1.07
Collection of Taxes	56,437.81	Taxes from Public Utilities	680,343.00	County Library Taxes	
Planning, Housing & Development	17,941.52	Other Miscellaneous Tax Revenues		Local Municipal Purpose Taxes	.29
Human Resources		State Aid Revenues	104,525.47	Veteran & Senior Citizen Taxes	
Elections	6,444.59	Federal Aid Revenues		Total Taxes for Rate Computation	2.82
General Administration (other)	142,980.37	State and Local Fiscal Assistance Act Utilized	48,916.00	Special District Taxes	
<b>JUDICIARY</b>		Sole of Acquired Property		Bank Corp Taxes	32,673.85
Municipal Courts	49,771.00	Other Miscellaneous Revenues	768,389.23	Added and Omitted Taxes	16,758.91
<b>PUBLIC SAFETY</b>		Total	12,596,060.89	Total Taxes Levied - ABSTRACT	11,397,600.93
Fire Protection	172,737.61	Prior Years Surplus Appropriated	770,000.00	Total Taxes Billed	11,367,693.45
Police Protection	739,365.64	REVENUES TOTAL	13,766,060.89	1982 TAXES COLLECTED	11,011,752.91
Civil Defense & Disaster Control	499.95	Reserve For Uncollected Taxes	330,291.98	1982 Taxes Cancelled, Abated or Adjusted	11,395.90
Environmental Inspection & Control	25,772.07			Transfer to Tax Title Liens or Foreclosed	19,177.45
Other Public Safety				Balance Outstanding Dec. 31, 1982	325,367.19
<b>PUBLIC WORKS</b>		<b>CAPITAL OUTLAY TOTAL</b>	538,833.40	<b>PRIOR YEARS TAXES OUTSTANDING</b>	
Streets and Drainage	308,020.58	Public Enterprises	102,003.06	Balance January 1, 1982	268,415.38
Sewers and Sewage Processing		Recreation—Culture	3,379.30	Collected in 1982	261,841.90
Garbage and Trash Disposal	262,762.07	Public Works	107,973.25	Cancelled, Abated or Adjusted 1982	589.49
Public Buildings and Grounds	210,213.54	Buildings and Grounds	325,477.79	Transfers to Tax Title Liens or Foreclosed	
Other Public Works		Library and Education		Balance December 31, 1982	5,983.99
<b>HEALTH and WELFARE</b>		Conservation		<b>TAX TITLE LIENS OUTSTANDING</b>	
Health Services Except Environmental	29,373.86	All Other		Balance January 1, 1982	83,810.84
Welfare Public Assistance	4,375.89			Transfer From Taxes	19,177.45
Hospitals, Clinics, First Aid	320.00			Redeemed in 1982	10,614.46
Animal, Insect, & Rodent Control				Cancelled, Abated or Adjusted (1982)	
Other Welfare Services				Transfers to Foreclosed Property	
<b>RECREATION and CONSERVATION</b>				Balance December 31, 1982	92,373.83
Beaches and Boardwalks				<b>PROPERTY ACQUIRED BY DEED OR FORECLOSURE</b>	
Parks, Playgrounds, Shade Trees	55,342.25			Balance January 1, 1982	24,300.00
Land Reclamation & Conservation	178.60			Transfers From Taxes or Liens	
Other Recreational Services	56,427.53			Sale for Cash (1982)	
<b>EDUCATION (excluding schools)</b>				Cancelled, Abated or Adjusted (1982)	
Libraries	214,325.00			Balance December 31, 1982	24,300.00
Other Educational Services				<b>CURRENT FINANCES DECEMBER 31, 1982</b>	
<b>STATUTORY EXPENDITURES</b>				<b>ASSETS</b>	
Pensions & F. I. C. A.	273,990.89			Cash Dec. 31, 1982	3,242,383.28
Employee Fringe Benefits	89,121.34			Taxes Receivable	331,351.18
Other Statutory Expenditures	6,580.00			Tax Title Liens	92,373.83
<b>CETA And Other Public Employment Programs</b>				Foreclosed Property	24,300.00
<b>MUNICIPAL FUNCTIONS TOTAL</b>	2,961,658.24			Emergencies & Other Deferred Charges	133,000.00
<b>CAPITAL IMPROVEMENTS *MEMC*</b>	15,000.00			State and Federal Aid Receivable	12,769.67
<b>DEBT SERVICE</b>				Other Receivables	1,461.54
Principal Payments	79,340.00			Total	3,837,639.50
Interest Payments	18,026.63			<b>LIABILITIES, RESERVES, AND SURPLUS</b>	
<b>DEFERRED CHARGES</b>	2,453.11			Cash Liabilities	2,564,296.69
<b>SCHOOL, COUNTY, SPECIAL DISTRICT TAXES</b>	10,176,668.17			Reserves for Receivables	449,486.55
<b>RESERVE FOR UNCOLLECTED TAXES</b>	330,291.98			Surplus Dec. 31, 1982	823,856.26
<b>EXPENDITURES TOTAL</b>	13,568,438.13			Total	3,837,639.50

Population 1980 3,236  
 Population 1982 3,335  
 S & P Rating  
 Moody Rating

General Tax Rate Per \$100. 3.37  
 State Equalized Tax Rate 2.61

# HAINESPORT TWP. - BURLINGTON CO.

## Form of Government:

## Township Committee

## Number of Members on Governing Body - 3

## PER CAPITA:

Gross Debt 232.12  
 Net Debt 163.65  
 Debt Service 11.01  
 Total Tax Levy 580.47  
 Municipal Expenditures 293.91

## PER CENT

Gross Debt 1.12  
 Net Debt .79  
 Tax Levy Collected 87.06  
 Tax Levy Cancelled, Abated or Adjusted

EXPENDITURES		REVENUES-REALIZED		1982 PROPERTY TAX	
<b>GENERAL GOVERNMENT</b>				<b>STATE EQUALIZED TAX RATE</b>	
Governing Body & Public Boards		1982 Property Taxes Collected	1,687,956.91	Local District School Taxes	1.08 791,257.53
Municipal Clerk		1982 Payments in Lieu of Taxes		Regional & Consolidated School Tax	.73 537,121.87
Financial Administration	14,045.00	Delinquent Tax & Lien Collections	231,424.15	School Taxes in Municipal Budget	
Assessment of Taxes	32,150.00	Business Personalty Replacement Taxes	54,573.28	County Taxes	.62 453,388.88
Collection of Taxes	17,700.00	Taxes from Public Utilities	238,534.00	County Library Taxes	.03 24,920.62
Planning, Housing & Development	7,856.34	Other Miscellaneous Tax Revenues		Local Municipal Purpose Taxes	.15 107,950.00
Human Resources		State Aid Revenues	20,089.42	Veteran & Senior Citizen Taxes	
Elections	905.00	Federal Aid Revenues		Total Taxes for Rate Computation	2.61 1,957,263.90
General Administration (other)	98,471.84	State and Local Fiscal Assistance Act Utilized	28,477.00	Special District Taxes	
<b>JUDICIARY</b>		Sole of Acquired Property		Bank Corp. Taxes	414.00
Municipal Courts	22,350.00	Other Miscellaneous Revenues	146,715.74	Added and Omitted Taxes	20,830.35
<b>PUBLIC SAFETY</b>		Total	2,407,770.50	Total Taxes Levied - ABSTRACT	1,935,883.25
Fire Protection	44,069.00	Prior Years Surplus Appropriated	225,000.00	Total Taxes Billed	1,938,942.52
Police Protection	179,257.93	REVENUES TOTAL	2,632,770.50	1982 TAXES COLLECTED	1,687,956.91
Civil Defense & Disaster Control		Reserve For Uncollected Taxes	282,375.53	1982 Taxes Cancelled, Abated or Adjusted	
Environmental Inspection & Control	12,843.00	CAPITAL OUTLAY TOTAL	388,553.14	Transfer to Tax Title Liens or Foreclosed	23,199.80
Other Public Safety				Balance Outstanding Dec. 31, 1982	227,785.81
<b>PUBLIC WORKS</b>				<b>PRIOR YEARS TAXES OUTSTANDING</b>	
Streets and Drainage	60,685.00	Public Enterprises		Balance January 1, 1982	227,809.93
Sewers and Sewage Processing	2,910.00	Recreation—Culture		Collected in 1982	222,139.78
Gorbage and Trash Disposal	56,150.00	Public Works	295,102.42	Cancelled, Abated or Adjusted 1982	1,272.00
Public Buildings and Grounds	20,358.00	Buildings and Grounds	93,450.72	Transfers to Tax Title Liens or Foreclosed	4,398.15
Other Public Works	18,045.74	Library and Education		Balance December 31, 1982	
<b>HEALTH and WELFARE</b>		Conservation		<b>TAX TITLE LIENS OUTSTANDING</b>	
Health Services Except Environmental		All Other		Balance January 1, 1982	45,494.96
Welfare-Public Assistance	2,000.00	CAPITAL DEBT AUTHORIZED, DECEMBER 31, 1982		Transfer From Taxes	28,365.17
Hospitals, Clinics, First Aid		ISSUED AND UNISSUED GROSS DEBT NET DEBT		Redeemed in 1982	9,284.37
Animal, Insect, & Rodent Control		School 71,079		Cancelled, Abated or Adjusted (1982)	
Other Welfare Services		Self-liquidating		Transfers to Foreclosed Property	
<b>RECREATION and CONSERVATION</b>		Other 703,050	545,770	Balance December 31, 1982	64,575.76
Beaches and Boardwalks		Total 774,125	545,770	<b>PROPERTY ACQUIRED BY DEED OR FORECLOSURE</b>	
Parks, Playgrounds, Shade Trees				Balance January 1, 1982	12,636.00
Land Reclamation & Conservation				Transfers From Taxes or Liens	
Other Recreational Services	1,101.28	ISSUED AND OUTSTANDING		Sale for Cash (1982)	
<b>EDUCATION (excluding schools)</b>		School 71,079.84		Cancelled, Abated or Adjusted (1982)	
Libraries		Self-Liquidating		Balance December 31, 1982	12,636.00
Other Educational Services		Other 686,450.00		<b>CURRENT FINANCES DECEMBER 31, 1982</b>	
<b>STATUTORY EXPENDITURES</b>		Total 757,529.84		<b>ASSETS</b>	
Pensions & F. I. C. A.	34,500.00	EQUALIZED VALUATION BASIS		Cash Dec. 31, 1982	353,005.45
Employee Fringe Benefits	13,029.00	FOR NET DEBT COMPUTATION	69,075,464	Taxes Receivable	227,785.81
Other Statutory Expenditures	5,000.00	REAL PROPERTY VALUATIONS		Tax Title Liens	64,575.76
CETA And Other Public Employment Programs		Code Class # of Parcels % VAL'N		Foreclosed Property	12,636.00
<b>MUNICIPAL FUNCTIONS TOTAL</b>	643,427.13	1 Vacant Land 297 6.45	3,609,250.00	Emergencies & Other Deferred Charges	39,094.07
<b>CAPITAL IMPROVEMENTS *MEMO*</b>	10,000.00	2 Residential 1015 62.00	34,666,610.00	State and Federal Aid Receivable	
<b>DEBT SERVICE</b>		3 Farm 66 2.60	1,454,600.00	Other Receivables	4,771.65
Principal Payments		4a Commercial 76 14.59	8,156,500.00	Total	701,868.74
Interest Payments	36,730.64	4b Industrial 42 14.36	8,028,500.00	<b>LIABILITIES, RESERVES, AND SURPLUS</b>	
		4c Apartments		Cash Liabilities	99,839.66
		Total 1496	55,515,460.00	Reserves for Receivables	309,769.22
<b>DEFERRED CHARGES</b>	17,659.54	Land Area 6.58 Sq. Miles		Surplus Dec. 31, 1982	292,259.86
SCHOOL, COUNTY, SPECIAL DISTRICT TAXES	1,806,688.90	Net Valuation Taxable-Municipal	56,774,546	Total	701,868.74
RESERVE FOR UNCOLLECTED TAXES	282,375.53	Net Valuation Taxable-County	74,924,694		
<b>EXPENDITURES TOTAL</b>	2,786,881.74	State Equalized Valuation	73,110,802		
		State Equalization Ratio	77.39		



1603

Population 1980 6,607  
 Population 1982 6,708  
 S & P Rating  
 Moody Rating 8AA1

General Tax Rate Per \$100.  
 5.83  
 State Equalized Tax Rate  
 2.14

## HALEDON BOROUGH - PASSAIC COUNTY

## Form of Government:

## Borough Council

## Number of Members on Governing Body - 6

PER CAPITA:  
 Gross Debt 460.73  
 Net Debt 197.42  
 Debt Service 16.93  
 Total Tax Levy 477.49  
 Municipal Expenditures 231.94

PER CENT:  
 Gross Debt 2.45  
 Net Debt 1.05  
 Tax Levy Collected 98.28  
 Tax Levy Cancelled, Abated or Adjusted

EXPENDITURES		REVENUES-REALIZED		1982 PROPERTY TAX	
GENERAL GOVERNMENT		1982 Property Taxes Collected		STATE EQUALIZED TAX RATE	
Governing Body & Public Boords		1982 Payments in Lieu of Taxes	3,142,954.87	Local District School Taxes	.75
Municipal Clerk		Delinquent Tax & Lien Collections	50,831.49	Regional & Consolidated School Tax	.51
Finanicial Administration	9,500.00	Business Personalty Replacement Taxes	76,347.64	School Taxes in Municipal Budget	
Assessment of Taxes	6,626.08	Taxes from Public Utilities	358,384.00	County Taxes	.53
Collection of Taxes	19,422.14	Other Miscellaneous Tax Revenues		County Library Taxes	
Plonning, Housing & Development	4,588.68	State Aid Revenues	58,896.34	Local Municipal Purpose Taxes	.34
Human Resources		Federal Aid Revenues		Veteran & Senior Citizen Taxes	
Elections	1,588.40	State and Local Fiscal Assistance Act Utilized	40,947.00	Total Taxes for Rate Computation	2.13
General Administration (other)	167,772.91	Sale of Acquired Property		Special District Taxes	
JUDICIARY		Other Miscellaneous Revenues	310,610.96	Bank Corp. Taxes	7,093.07
Municipal Courts	13,490.13	Total	4,078,972.30	Added and Omitted Taxes	
PUBLIC SAFETY		Prior Years Surplus Appropriated	17,000.00	Total Taxes Levied - ABSTRACT	3,203,014.11
Fire Protection	49,761.24	REVENUES TOTAL	4,055,972.30	Total Taxes Billed	3,198,030.58
Police Protection	450,661.90	Reserve For Uncollected Taxes	75,921.08	1982 TAXES COLLECTED	3,142,954.87
Civil Defense & Disaster Control	556.19	CAPITAL OUTLAY TOTAL	188,739.20	1982 Taxes Cancelled, Abated or Adjusted	58.30
Environmental Inspection & Control	5,452.54	Public Enterprises	40,954.70	Transfer to Tax Title Liens or Foreclosed	
Other Public Safety		Recreation—Culture		Balance Outstanding Dec. 31, 1982	55,017.41
PUBLIC WORKS		Public Works	147,484.50	PRIOR YEARS TAXES OUTSTANDING	
Streets and Drainage	128,416.19	Buildings and Grounds	300.00	Balance January 1, 1982	54,862.05
Sewers and Sewage Processing	182,579.95	Library and Education		Collected in 1982	50,831.49
Gorbage and Trash Disposal	51,185.73	Conservation		Cancelled, Abated or Adjusted 1982	
Public Buildings and Grounds	24,995.49	All Other		Transfers to Tax Title Liens or Foreclosed	3,489.18
Other Public Works	35,187.13	CAPITAL DEBT AUTHORIZED, DECEMBER 31, 1982		Balance December 31, 1982	541.38
HEALTH and WELFARE		ISSUED AND UNISSUED		TAX TITLE LIENS OUTSTANDING	
Health Services Except Environmental	18,877.82	School	867,792	Balance January 1, 1982	627.67
Welfare-Public Assistance	2,337.72	Self-liquidating	246,550	Transfer From Taxes	3,708.09
Hospitals, Clinics, First Aid		Other	1,976,227	Redeemed in 1982	
Animal, Insect, & Rodent Control		Total	3,090,570	Cancelled, Abated or Adjusted (1982)	
Other Welfare Services		ISSUED AND OUTSTANDING		Transfers to Foreclosed Property	
RECREATION and CONSERVATION		School	867,792.49	Balance December 31, 1982	4,335.76
Beaches and Boardwalks		Self-Liquidating	184,800.00	PROPERTY ACQUIRED BY DEED OR	
Parks, Playgrounds, Shade Trees		Other	1,742,380.00	FORECLOSURE	
Land Reclamation & Conservation		Total	2,754,972.49	Balance January 1, 1982	10,425.00
Other Recreational Services	4,008.41	EQUALIZED VALUATION BASIS		Transfers From Taxes or Liens	
EDUCATION (excluding schools)		FOR NET DEBT COMPUTATION	126,221,612	Sole for Cosh (1982)	
Libraries	37,500.00	REAL PROPERTY VALUATIONS		Cancelled Abated or Adjusted (1982)	
Other Educational Services		Code Class # of Parcels % VAL'N		Balance December 31, 1982	10,425.00
STATUTORY EXPENDITURES		1 Vacant Land 98 1.26		CURRENT FINANCES DECEMBER 31, 1982	
Pensions & F. I. C. A	72,212.19	2 Residential 1486 72.26		ASSETS	
Employee Fringe Benefits	29,028.34	3 Farm		Cosh Dec. 31, 1982	125.00
Other Statutory Expenditures	3,900.00	4a Commercial 131 11.75		Taxes Receivable	55,558.79
CETA And Other Public Employment Programs		4b Industrial 29 10.95		Tax Title Liens	4,335.76
MUNICIPAL FUNCTIONS TOTAL	1,359,653.18	4c Apartments 9 3.79		Foreclosed Property	10,425.00
CAPITAL IMPROVEMENTS *MEMC*		Total 1753		Emergencies & Other Deferred Charges	214,452.02
DEBT SERVICE		Land Area 1.30 Sq. Miles		State and Federal Aid Receivable	9,364.02
Principal Payments	35,590.00	Net Valuation Taxable-Municipal	54,854,727	Other Receivables	110,685.97
Interest Payments	78,005.16	Net Valuation Taxable-County	129,947,838	Total	404,946.56
DEFERRED CHARGES	6,675.99	State Equalized Valuation	143,310,758	LIABILITIES, RESERVES, AND SURPLUS	
SCHOOL, COUNTY, SPECIAL DISTRICT TAXES	2,681,749.52	State Equalization Ratio	36.72	Cosh Liabilities	203,203.49
RESERVE FOR UNCOLLECTED TAXES	75,921.08			Reserves for Receivables	181,346.56
EXPENDITURES TOTAL	4,237,594.93			Surplus Dec. 31, 1982	20,396.51
				Total	404,946.56



1909  
Population 1980 1,832  
Population 1982 1,818  
S & P Rating  
Moody Rating

General Tax Rate Per \$100. 3.25  
State Equalized Tax Rate 2.79

**HAMBURG BOROUGH - SUSSEX COUNTY**  
**Form of Government:**  
**Borough Council**  
**Number of Members on Governing Body - 6**

PER CAPITA:  
Gross Debt 1,864.21  
Net Debt 876.69  
Debt Service 9.41  
Total Tax Levy 617.64  
Municipal Expenditures 297.20  
PER CENT:  
Gross Debt 9.26  
Net Debt 4.36  
Tax Levy Collected 89.67  
Tax Levy Cancelled, Abated or Adjusted .23

EXPENDITURES		REVENUES-REALIZED		1982 PROPERTY TAX	
<b>GENERAL GOVERNMENT</b>				<b>STATE EQUALIZED TAX RATE</b>	
Governing Body & Public Boards		1982 Property Taxes Collected	595,989.25	Local District School Taxes 1.38	549,494.00
Municipal Clerk		1982 Payments in Lieu of Taxes		Regional & Consolidated School Tax .42	165,925.04
Financial Administration	4,773.06	Delinquent Tax & Lien Collections	94,151.73	School Taxes in Municipal Budget	
Assessment of Taxes	5,596.00	Business Personalty Replacement Taxes	38,493.96	County Taxes .56	221,580.25
Collection of Taxes	5,071.09	Taxes from Public Utilities	98,039.00	County Library Taxes .03	12,247.98
Planning, Housing & Development	6,877.01	Other Miscellaneous Tax Revenues		Local Municipal Purpose Taxes .40	158,615.82
Human Resources		State Aid Revenues	12,675.86	Veteran & Senior Citizen Taxes	19,975.00
Elections	400.00	Federal Aid Revenues		Total Taxes for Rate Computation 2.79	1,128,838.09
General Administration (other)	72,375.01	State and Local Fiscal Assistance Act Utilized	12,670.00	Special District Taxes	
<b>JUDICIARY</b>		State and Local Fiscal Assistance Act Utilized	12,670.00	Bank Corp. Taxes	12,616.80
Municipal Courts	15,900.00	Sale of Acquired Property		Added and Omitted Taxes	1,396.37
<b>PUBLIC SAFETY</b>		Other Miscellaneous Revenues	172,355.10	Total Taxes Levied - ABSTRACT	1,122,876.26
Fire Protection	17,300.00	Total	1,424,374.90	Total Taxes Billed	1,110,723.50
Police Protection	101,593.78	Prior Years Surplus Appropriated	81,000.00	1982 TAXES COLLECTED	955,989.25
Civil Defense & Disaster Control	50.00	REVENUES TOTAL	1,505,374.90	1982 Taxes Cancelled, Abated or Adjusted	2,577.01
Environmental Inspection & Control	8,415.00	Reserve For Uncollected Taxes	128,624.40	Transfer to Tax Title Liens or Foreclosed	27,641.25
Other Public Safety		<b>CAPITAL OUTLAY TOTAL</b>	<b>2,757,245.72</b>	Balance Outstanding Dec. 31, 1982	84,515.99
<b>PUBLIC WORKS</b>				<b>PRIOR YEARS TAXES OUTSTANDING</b>	
Streets and Drainage	55,748.89	Public Enterprises		Balance January 1, 1982	51,265.97
Sewers and Sewage Processing		Recreation—Culture		Collected in 1982	73,832.93
Garbage and Trash Disposol	27,500.00	Public Works	2,625,259.72	Cancelled, Abated or Adjusted 1982	6,150.77
Public Buildings and Grounds	14,246.13	Buildings and Grounds	131,586.00	Transfers to Tax Title Liens or Foreclosed	3,257.70
Other Public Works	525.00	Library and Education		Balance December 31, 1982	7,964.57
<b>HEALTH and WELFARE</b>		Conservation		<b>TAX TITLE LIENS OUTSTANDING</b>	
Health Services Except Environmental	7,250.00	All Other		Balance January 1, 1982	40,562.13
Welfare-Public Assistance	2,371.08	<b>CAPITAL DEBT AUTHORIZED, DECEMBER 31, 1982</b>		Transfer From Taxes	31,570.20
Hospitals, Clinics, First Aid		<b>ISSUED AND UNISSUED</b>		Redeemed in 1982	20,318.80
Animal, Insect, & Rodent Control	1,196.00	School	1,704,130	Cancelled, Abated or Adjusted (1982)	
Other Welfare Services		Self-liquidating	148,000	Transfers to Foreclosed Property	
<b>RECREATION and CONSERVATION</b>		Other	1,537,000	Balance December 31, 1982	51,813.53
Beaches and Boardwalks		Total	3,389,130	<b>PROPERTY ACQUIRED BY DEED OR FORECLOSURE</b>	
Parks, Playgrounds, Shade Trees	3,300.00	<b>ISSUED AND OUTSTANDING</b>		Balance January 1, 1982	
Land Reclamation & Conservation		School	1,704,130.50	Transfers From Taxes or Liens	
Other Recreational Services		Self-Liquidoting	148,000.00	Sale for Cash (1982)	
<b>EDUCATION (excluding schools)</b>		Other	1,537,000.00	Cancelled, Abated or Adjusted (1982)	
Libraries		Total	3,389,130.50	Balance December 31, 1982	
Other Educational Services		<b>EQUALIZED VALUATION BASIS</b>		<b>CURRENT FINANCES DECEMBER 31, 1982</b>	
<b>STATUTORY EXPENDITURES</b>		<b>FOR NET DEBT COMPUTATION</b>	<b>36,583.864</b>	<b>ASSETS</b>	
Pensions & F. I. C. A.	15,133.40	<b>REAL PROPERTY VALUATIONS</b>		Cash Dec. 31, 1982	267,535.90
Employee Fringe Benefits		Code Class # of Parcels % VAL'N		Taxes Receivable	92,480.56
Other Statutory Expenditures	2,000.00	1 Vacant Land 88 4.81	1,629,450.00	Tox Title Liens	51,813.53
CETA And Other Public Employment Programs		2 Residential 502 62.00	21,009,800.00	Foreclosed Property	
<b>MUNICIPAL FUNCTIONS TOTAL</b>	<b>377,621.45</b>	3 Farm 10 1.31	443,100.00	Emergencies & Other Deferred Charges	20,812.46
<b>CAPITAL IMPROVEMENTS *MEMO*</b>	<b>5,000.00</b>	4a Commercial 45 14.04	4,757,850.00	State and Federal Aid Receivable	3,537.76
<b>DEBT SERVICE</b>		4b Industrial 7 17.11	5,757,300.00	Other Receivables	14,670.45
Principal Payments		4c Apartments 2 .74	250,900.00	Total	450,850.66
Interest Payments	17,110.00	Total 654	33,888,400.00	<b>LIABILITIES, RESERVES, AND SURPLUS</b>	
<b>DEFERRED CHARGES</b>	<b>16,957.85</b>	Land Area 1.20 Sq. Miles		Cash Liabilities	124,141.02
SCHOOL, COUNTY, SPECIAL DISTRICT TAXES	950,247.27	Net Valuation Taxable-Municipal	34,133,142	Reserves for Receivables	158,964.54
RESERVE FOR UNCOLLECTED TAXES	128,624.40	Net Valuation Taxable-County	37,641,482	Surplus Dec. 31, 1982	167,745.10
<b>EXPENDITURES TOTAL</b>	<b>1,490,560.97</b>	State Equalized Valuation	35,668,195	Total	450,850.66
		State Equalization Ratio	85.96		

0112

Population 1980 9,499  
 Population 1982 10,622  
 S & P Rating  
 Moody Rating

General Tax Rate Per \$100.

3.30  
 State Equalized Tax Rate  
 2.05

**HAMILTON TOWNSHIP - ATLANTIC CO.****Form of Government:****Township Committee****Number of Members on Governing Body - 5****PER CAPITA:**

Gross Debt 731.66  
 Net Debt 240.34  
 Debt Service 74.46  
 Total Tax Levy 689.28  
 Municipal Expenditures 369.57

**PER CENT:**

Gross Debt 2.46  
 Net Debt .81  
 Tax Levy Collected 86.60  
 Tax Levy Cancelled, Abated or Adjusted 2.61

EXPENDITURES		REVENUES-REALIZED		1982 PROPERTY TAX	
<b>GENERAL GOVERNMENT</b>		<b>1982 Property Taxes Collected</b>		<b>STATE EQUALIZED TAX RATE</b>	
Governing Body & Public Boards	18,700.00	6,357,949.82		Local District School Taxes	.57
Municipal Clerk	57,632.00	1982 Payments in Lieu of Taxes		Regional & Consolidated School Tax	.75
Financial Administration	30,094.00	513,785.74		School Taxes in Municipal Budget	
Assessment of Taxes	75,089.00	Delinquent Tax & Lien Collections		County Taxes	.45 *
Collection of Taxes	81,308.00	149,576.72		County Library Taxes	.03
Planning, Housing & Development	108,926.00	Taxes from Public Utilities		Local Municipal Purpose Taxes	.25
Human Resources	3,143.57	Other Miscellaneous Tax Revenues		Veteran & Senior Citizen Taxes	
Elections		71,595.04		Total Taxes for Rate Computation	2.05
General Administration (other)	380,813.80	State Aid Revenues		Special District Taxes	
<b>JUDICIARY</b>		Federal Aid Revenues		Bank Corp. Taxes	
Municipal Courts	104,721.00	State and Local Fiscal Assistance Act Utilized		Added and Omitted Taxes	
<b>PUBLIC SAFETY</b>		Sale of Acquired Property		Total Taxes Levied - ABSTRACT	
Fire Protection	100,086.10	Other Miscellaneous Revenues		Total Taxes Billed	
Police Protection	113,665.00	9,127,488.35		1982 TAXES COLLECTED	
Civil Defense & Disaster Control	3,700.00	Prior Years Surplus Appropriated		1982 Taxes Cancelled, Abated or Adjusted	
Environmental Inspection & Control	56,998.00	REVENUES TOTAL		Transfer to Tax Title Liens or Foreclosed	
Other Public Safety		629,169.91		Balance Outstanding Dec. 31, 1982	
<b>PUBLIC WORKS</b>		<b>CAPITAL OUTLAY TOTAL</b>		<b>PRIOR YEARS TAXES OUTSTANDING</b>	
Streets and Drainage	842,825.86	70,100.08		Balance January 1, 1982	
Sewers and Sewage Processing		Public Enterprises		Collected in 1982	
Garbage and Trash Disposal		2,240.02		Cancelled, Abated or Adjusted 1982	
Public Buildings and Grounds	80,469.00	65,115.06		Transfers to Tax Title Liens or Foreclosed	
Other Public Works	55,339.00	Buildings and Grounds		Balance December 31, 1982	
<b>HEALTH and WELFARE</b>		2,745.00		<b>TAX TITLE LIENS OUTSTANDING</b>	
Health Services Except Environmental	1,600.00	Library and Education		Balance January 1, 1982	
Welfare-Public Assistance	51,098.00	Conservation		Transfer From Taxes	
Hospitals, Clinics, First Aid		All Other		Redeemed in 1982	
Animal, Insect, & Rodent Control	11,000.00	<b>CAPITAL DEBT AUTHORIZED, DECEMBER 31, 1982</b>		Cancelled, Abated or Adjusted (1982)	
Other Welfare Services		<b>ISSUED AND UNISSUED GROSS DEBT NET DEBT</b>		Transfers to Foreclosed Property	
<b>RECREATION and CONSERVATION</b>		School 5,063,702		Balance December 31, 1982	
Beaches and Boardwalks		Self-Liquidating 2,707,973		<b>PROPERTY ACQUIRED BY DEED OR FORECLOSURE</b>	
Parks, Playgrounds, Shade Trees	47,773.00	Other 7,771,675		Balance January 1, 1982	
Land Reclamation & Conservation	1,000.00	Total 7,444,675.62		Transfers From Taxes or Liens	
Other Recreational Services	4,950.00	<b>ISSUED AND OUTSTANDING</b>		Sale for Cash (1982)	
<b>EDUCATION (excluding schools)</b>		School 5,063,702.62		Cancelled, Abated or Adjusted (1982)	
Libraries	4,795.00	Self-Liquidating 2,380,973.00		Balance December 31, 1982	
Other Educational Services	13,285.00	Other 7,444,675.62		<b>CURRENT FINANCES DECEMBER 31, 1982</b>	
<b>STATUTORY EXPENDITURES</b>		<b>EQUALIZED VALUATION BASIS</b>		<b>ASSETS</b>	
Pensions & F. I. C. A.	139,931.77	<b>FOR NET DEBT COMPUTATION</b>		Cash Dec. 31, 1982	
Employee Fringe Benefits		<b>REAL PROPERTY VALUATIONS</b>		Taxes Receivable	
Other Statutory Expenditures	12,000.00	<b>Code Class # of Parcels % VAL'N ASSESSED VALUATION</b>		Tax Title Liens	
<b>CETA And Other Public Employment Programs</b>		1 Vacant Land 7741 24.64		Foreclosed Property	
<b>MUNICIPAL FUNCTIONS TOTAL</b>	2,440,943.10	2 Residential 3622 54.08		Emergencies & Other Deferred Charges	
<b>CAPITAL IMPROVEMENTS *MEMU*</b>	45,600.00	3 Farm 253 2.90		State and Federal Aid Receivable	
<b>DEBT SERVICE</b>		4a Commercial 178 11.79		Other Receivables	
Principal Payments	502,145.25	4b Industrial 11 4.33		Total	
Interest Payments	288,777.06	4c Apartments 8 2.27		<b>LIABILITIES, RESERVES, AND SURPLUS</b>	
		Total 11813		Cash Liabilities	
<b>DEFERRED CHARGES</b>		Land Area 113.40 Sq. Miles		Reserves for Receivables	
SCHOOL, COUNTY, SPECIAL DISTRICT TAXES	64,525.13	Net Valuation Taxable-Municipal		Surplus Dec. 31, 1982	
SCHOOL, COUNTY, SPECIAL DISTRICT TAXES	6,362,411.86	214,940,865		Total	
RESERVE FOR UNCOLLECTED TAXES	629,169.91	Net Valuation Taxable-County			
<b>EXPENDITURES TOTAL</b>	10,287,972.31	348,456,424			
		State Equalized Valuation			
		344,368,962			
		State Equalization Ratio			
		61.98			



Population 1980 82,801  
 Population 1982 83,221  
 S & P Rating  
 Moody Rating A1

General Tax Rate Per \$100.

3.91

State Equalized Tax Rate

2.79

**HAMILTON TOWNSHIP - MERCER COUNTY****Form of Government:****Mayor-Council Plan E (OMCL 50)****Number of Members on Governing Body - 5****PER CAPITA:**

Gross Debt 817.24  
 Net Debt 359.41  
 Debt Service 29.33  
 Total Tax Levy 558.02  
 Municipal Expenditures 283.15

**PER CENT:**

Gross Debt 4.69  
 Net Debt 2.06  
 Tax Levy Collected 95.84  
 Tax Levy Cancelled, Abated or Adjusted .27

EXPENDITURES		REVENUES-REALIZED		1982 PROPERTY TAX	
<b>GENERAL GOVERNMENT</b>				<b>STATE EQUALIZED TAX RATE</b> →	
Governing Body & Public Boards	210,591.50	1982 Property Taxes Collected	44,525,246.56	Local District School Taxes	1.57 24,703,813.50
Municipal Clerk	115,947.00	1982 Payments in Lieu of Taxes	91,444.60	Regional & Consolidated School Tax	
Financial Administration	144,844.00	Delinquent Tax & Lien Collections	1,643,585.00	School Taxes in Municipal Budget	
Assessment of Taxes	121,209.00	Business Personalty Replacement Taxes	977,727.20	County Taxes	.82 12,966,449.06
Collection of Taxes	260,562.00	Taxes from Public Utilities	12,149,743.00	County Library Taxes	
Planning, Housing & Development	153,818.80	Other Miscellaneous Tax Revenues		Local Municipal Purpose Taxes	.40 6,301,766.94
Human Resources	156,000.00	State Aid Revenues	824,526.32	Veteran & Senior Citizen Taxes	1,002,160.00
Elections		Federal Aid Revenues		Total Taxes for Rate Computation	2.79 44,974,189.50
General Administration (other)	3,469,515.21	State and Local Fiscal Assistance Act Utilized	1,022,281.41	Special District Taxes	2,161,218.47
<b>JUDICIARY</b>		Sale of Acquired Property		Bank Corp. Taxes	40,332.84
Municipal Courts	305,373.00	Other Miscellaneous Revenues		Added and Omitted Taxes	265,789.60
<b>PUBLIC SAFETY</b>		Total	2,652,998.87	Total Taxes Levied - ABSTRACT	46,439,370.41
Fire Protection	15,000.00	Prior Years Surplus Appropriated	1,641,000.00	Total Taxes Billed	46,457,059.41
Police Protection	4,244,694.83	REVENUES TOTAL	65,728,552.96	1982 TAXES COLLECTED	44,525,246.56
Civil Defense & Disaster Control	14,649.00	Reserve For Uncollected Taxes	1,589,000.00	1982 Taxes Cancelled, Abated or Adjusted	127,267.98
Environmental Inspection & Control	442,384.00	CAPITAL OUTLAY TOTAL	5,215,854.35	Transfer to Tax Title Liens or Foreclosed	186,644.45
Other Public Safety				Balance Outstanding Dec. 31, 1982	1,617,900.42
<b>PUBLIC WORKS</b>				<b>PRIOR YEARS TAXES OUTSTANDING</b>	
Streets and Drainage	2,275,416.00	Public Enterprises	3,189,853.33	Balance January 1, 1982	1,677,096.62
Sewers and Sewage Processing		Recreation—Culture	103,755.48	Collected in 1982	1,497,546.90
Garbage and Trash Disposol	1,475,467.60	Public Works	1,569,820.53	Cancelled, Abated or Adjusted 1982	6,937.30
Public Buildings and Grounds	1,002,413.00	Buildings and Grounds	352,425.01	Transfers to Tax Title Liens or Foreclosed	85,953.99
Other Public Works		Library and Education		Balance December 31, 1982	86,658.43
<b>HEALTH and WELFARE</b>		Conservation		<b>TAX TITLE LIENS OUTSTANDING</b>	
Health Services Except Environmental	812,189.00	All Other		Balance January 1, 1982	285,966.15
Welfare-Public Assistance	124,442.00	CAPITAL DEBT AUTHORIZED, DECEMBER 31, 1982		Transfer From Taxes	286,161.60
Hospitals, Clinics, First Aid		ISSUED AND UNISSUED GROSS DEBT		Redeemed in 1982	146,038.10
Animal, Insect, & Rodent Control		School	4,561,000	Cancelled, Abated or Adjusted (1982)	1,071.90
Other Welfare Services		Self-liquidating	21,634,646	Transfers to Foreclosed Property	11,001.01
<b>RECREATION and CONSERVATION</b>		Other	41,815,539	Balance December 31, 1982	414,016.74
Beaches and Boardwalks		Total	68,011,185	PROPERTY ACQUIRED BY DEED OR FORECLOSURE	
Parks, Playgrounds, Shade Trees	885.00	ISSUED AND OUTSTANDING		Balance January 1, 1982	326,263.99
Land Reclamation & Conservation	925.00	School	4,561,000.00	Transfers From Taxes or Liens	11,001.01
Other Recreational Services	885,485.30	Self-Liquidating	16,163,000.00	Sale for Cash (1982)	
<b>EDUCATION (excluding schools)</b>		Other	34,455,000.00	Cancelled, Abated or Adjusted (1982)	
Libraries	775,000.00	Total	55,179,000.00	Balance December 31, 1982	337,265.00
Other Educational Services	6,550.00	EQUALIZED VALUATION BASIS		<b>CURRENT FINANCES DECEMBER 31, 1982</b>	
<b>STATUTORY EXPENDITURES</b>		FOR NET DEBT COMPUTATION	1,451,151,131	<b>ASSETS</b>	
Pensions & F. I. C. A.	1,266,000.00	REAL PROPERTY VALUATIONS		Cash Dec. 31, 1982	8,128,414.85
Employee Fringe Benefits	815,000.00	Code Class # of Parcels % VAL'N		Taxes Receivable	1,704,558.85
Other Statutory Expenditures	25,000.00	1 Vacant Land 2039 2.68		Tox Title Liens	414,016.74
CETA And Other Public Employment Programs		2 Residential 22679 74.77		Foreclosed Property	337,265.00
<b>MUNICIPAL FUNCTIONS TOTAL</b>	19,119,361.24	3 Farm 300 .67		Emergencies & Other Deferred Charges	
<b>CAPITAL IMPROVEMENTS *MEMO*</b>	180,000.00	4a Commercial 947 12.69		State and Federal Aid Receivable	88,740.18
<b>DEBT SERVICE</b>		4b Industrial 73 4.33		Other Receivables	271,300.40
Principal Payments	700,000.00	4c Apartments 55 4.84		Total	10,954,296.02
Interest Payments	1,740,765.00	Total 26093		<b>LIABILITIES, RESERVES, AND SURPLUS</b>	
<b>DEFERRED CHARGES</b>	15,000.00	Land Area 39.38 Sq. Miles		Cash Liabilities	1,813,707.61
SCHOOL, COUNTY, SPECIAL DISTRICT TAXES	39,831,481.03	Net Valuation Taxable-Municipal	1,125,315,525	Reserves for Receivables	2,727,140.99
RESERVE FOR UNCOLLECTED TAXES	1,989,000.00	Net Valuation Taxable-County	1,552,338,824	Surplus Dec. 31, 1982	6,413,447.42
<b>EXPENDITURES TOTAL</b>	63,395,611.27	State Equalized Valuation	1,566,754,653	Total	10,954,296.02
		State Equalization Ratio	71.33		



0113

Population 1980 12,298  
 Population 1982 12,189  
 S & P Rating BBB+  
 Moody Rating BAA1

General Tax Rate Per \$100.

5.84  
 State Equalized Tax Rate  
 2.04

**HAMMONTON TOWN - ATLANTIC COUNTY****Form of Government:****Special Charter - (CH 85 - 1866)****Number of Members on Governing Body - 7****PER CAPITA:**

Gross Debt 606.39  
 Net Debt 296.96  
 Debt Service 28.71  
 Total Tax Levy 416.04  
 Municipal Expenditures 225.85

**PER CENT:**

Gross Debt 3.51  
 Net Debt 1.72  
 Tax Levy Collected 93.82  
 Tax Levy Cancelled, Abated or Adjusted .13

EXPENDITURES		REVENUES-REALIZED		1982 PROPERTY TAX	
<b>GENERAL GOVERNMENT</b>				<b>STATE EQUALIZED TAX RATE</b>	
Governing Body & Public Boords		1982 Property Taxes Collected	4,751,318.18	Local District School Taxes	1.31
Municipal Clerk		1982 Payments in Lieu of Taxes		Regional & Consolidated School Tax	
Financial Administration	22,875.16	Delinquent Tax & Lien Collections	313,725.52	School Taxes in Municipal Budget	
Assessment of Taxes	21,394.00	Business Personalty Replacement Taxes	157,737.48	County Taxes	.41
Collection of Taxes	28,365.14	Taxes from Public Utilities	719,044.00	County Library Taxes	.02
Planning, Housing & Development	16,300.00	Other Miscellaneous Tax Revenues		Local Municipal Purpose Taxes	.30
Human Resources	60.00	State Aid Revenues	127,297.21	Veteran & Senior Citizen Taxes	
Elections	4,434.99	Federal Aid Revenues		Total Taxes for Rate Computation	2.04
General Administration (other)	274,811.51	State and Local Fiscal Assistance Act Utilized	78,124.00	Special District Taxes	
<b>JUDICIARY</b>		Sole of Acquired Property		Bank Corp. Taxes	
Municipal Courts	46,500.00	Other Miscellaneous Revenues	356,384.08	Added and Omitted Taxes	
<b>PUBLIC SAFETY</b>		Total	6,543,630.47	Total Taxes Levied - ABSTRACT	
Fire Protection	65,150.00	Prior Years Surplus Appropriated	375,000.00	Total Taxes Billed	
Police Protection	632,429.27	<b>REVENUES TOTAL</b>	6,518,630.47	1982 TAXES COLLECTED	
Civil Defense & Disaster Control		Reserve For Uncollected Taxes	360,827.71	1982 Taxes Cancelled, Abated or Adjusted	
Environmental Inspection & Control	63,500.00	<b>CAPITAL OUTLAY TOTAL</b>	550,058.67	Transfer to Tax Title Liens or Foreclosed	
Other Public Safety				Balance Outstanding Dec. 31, 1982	
<b>PUBLIC WORKS</b>					
Streets and Drainage	464,274.85	Public Enterprises	432,932.87	<b>PRIOR YEARS TAXES OUTSTANDING</b>	
Sewers and Sewage Processing		Recreation—Culture	59,701.63	Balance January 1, 1982	326,262.19
Gorbage and Trash Disposol	10,514.07	Public Works	319,182.38	Collected in 1982	312,008.30
Public Buildings and Grounds	33,400.00	Buildings and Grounds	971.88	Cancelled, Abated or Adjusted 1982	
Other Public Works		Librory and Education	57,269.91	Transfers to Tax Title Liens or Foreclosed	
<b>HEALTH and WELFARE</b>		Conservation		Balance December 31, 1982	12,696.77
Health Services Except Environmental	13,933.32	All Other		<b>TAX TITLE LIENS OUTSTANDING</b>	
Welfare-Public Assistance	6,100.00	<b>CAPITAL DEBT AUTHORIZED, DECEMBER 31, 1982</b>		Balance January 1, 1982	36,563.37
Hospitals, Clinics, First Aid		<b>ISSUED AND UNISSUED</b>		Transfer From Taxes	14,665.76
Animal, Insect, & Rodent Control	3,799.55	<b>GROSS DEBT</b>		Redeemed in 1982	1,717.22
Other Welfare Services		School	2,239,000	Cancelled, Abated or Adjusted (1982)	
<b>RECREATION and CONSERVATION</b>		Self-Liquidating	2,644,825	Transfers to Foreclosed Property	
Beaches and Boardwalks	3,444.00	Other	2,507,494	Balance December 31, 1982	49,511.91
Parks, Playgrounds, Shade Trees	11,779.01	Total	7,391,315	<b>PROPERTY ACQUIRED BY DEED OR FORECLOSURE</b>	
Land Reclamation & Conservation	31,150.00	<b>ISSUED AND OUTSTANDING</b>		Balance January 1, 1982	19,460.00
Other Recreational Services	23,330.91	School	2,239,000.00	Transfers From Taxes or Liens	
<b>EDUCATION (excluding schools)</b>		Self-Liquidating	2,640,800.00	Sole for Cash (1982)	
Libraries		Other	2,355,500.00	Cancelled, Abated or Adjusted (1982)	
Other Educational Services		Total	7,235,300.00	Balance December 31, 1982	19,460.00
<b>STATUTORY EXPENDITURES</b>		<b>EQUALIZED VALUATION BASIS</b>		<b>CURRENT FINANCES DECEMBER 31, 1982</b>	
Pensions & F. I. C. A.	150,439.91	<b>FOR NET DEBT COMPUTATION</b>	210,649,931	<b>ASSETS</b>	
Employee Fringe Benefits	71,121.21	<b>REAL PROPERTY VALUATIONS</b>		Cash Dec. 31, 1982	756,846.56
Other Statutory Expenditures	13,000.00	Code Class # of Parcels % VAL'N		Taxes Receivable	305,960.92
<b>CETA And Other Public Employment Programs</b>		1 Vocont Land 974 3.48	2,914,750.00	Tax Title Liens	49,511.99
<b>MUNICIPAL FUNCTIONS TOTAL</b>	2,012,106.90	2 Residential 3138 60.80	50,504,540.00	Foreclosed Property	19,460.00
<b>CAPITAL IMPROVEMENTS *MEMO*</b>	25,000.00	3 Form 764 7.65	6,402,325.00	Emergencies & Other Deferred Charges	45,984.59
<b>DEBT SERVICE</b>		4a Commercial 384 18.55	15,525,575.00	State and Federal Aid Receivable	2,406.23
Principal Payments	211,250.00	4b Industrial 52 6.62	5,542,770.00	Other Receivables	5,250.00
Interest Payments	138,751.85	4c Apartments 11 2.90	2,428,050.00	Total	1,225,420.29
<b>DEFERRED CHARGES</b>	30,000.00	Total 5323	83,718,010.00	<b>LIABILITIES, RESERVES, AND SURPLUS</b>	
<b>SCHOOL, COUNTY, SPECIAL DISTRICT TAXES</b>	4,303,180.83	Land Area 41.80 Sq. Miles		Cash Liabilities	247,964.58
<b>RESERVE FOR UNCOLLECTED TAXES</b>	360,827.71	Net Valuation Taxable-Municipal	86,429,232	Reserves for Receivables	380,182.91
<b>EXPENDITURES TOTAL</b>	7,056,117.29	Net Valuation Taxable-County	225,075,941	Surplus Dec. 31, 1982	597,272.80
		State Equalized Valuation	241,960,995	Total	1,225,420.29
		State Equalization Ratio	35.00		

1981/3000

▽

\*Includes County Health Service Taxes or County Vocational School Taxes. See Table 13.

1013

Population 1980 **1,614**  
 Population 1982 **1,647**  
 S & P Rating  
 Moody Rating

General Tax Rate Per \$100.

State Equalized Tax Rate

2.93

**HAMPTON BOROUGH - HUNTERDON CO.****Form of Government:****Borough Council****Number of Members on Governing Body - 6**

PER CAPITA

Gross Debt **750.57**  
 Net Debt **109.52**  
 Debt Service **6.97**  
 Total Tax Levy **458.29**  
 Municipal Expenditures **219.01**

PER CENT:

Gross Debt **5.36**  
 Net Debt **.78**  
 Tax Levy Collected **86.87**  
 Tax Levy Cancelled, Abated or Adjusted **.02**

EXPENDITURES		REVENUES-REALIZED		1982 PROPERTY TAX	
<b>GENERAL GOVERNMENT</b>				<b>STATE EQUALIZED TAX RATE</b>	
Governing Body & Public Boards		1982 Property Taxes Collected	657,167.06	Local District School Taxes	1.31 337,101.00
Municipal Clerk		1982 Payments in Lieu of Taxes	12,000.56	Regional & Consolidated School Tax	.59 151,321.74
Financial Administration	6,500.00	Delinquent Tax & Lien Collections	67,673.02	School Taxes in Municipal Budget	
Assessment of Taxes	3,210.00	Business Personalty Replacement Taxes	7,716.60	County Taxes	.43 111,171.26
Collection of Taxes	4,758.00	Taxes from Public Utilities	35,381.00	County Library Taxes	.03 6,669.03
Planning, Housing & Development	6,215.00	Other Miscellaneous Tax Revenues		Local Municipal Purpose Taxes	.56 143,156.27
Human Resources		State Aid Revenues	32,073.61	Veteran & Senior Citizen Taxes	
Elections		Federal Aid Revenues		Total Taxes for Rate Computation	2.92 758,219.30
General Administration (other)	55,501.00	State and Local Fiscal Assistance Act Utilized	6,202.00	Special District Taxes	
<b>JUDICIARY</b>		Sale of Acquired Property		Bank Corp. Taxes	
Municipal Courts	6,100.00	Other Miscellaneous Revenues	61,785.73	Added and Omitted Taxes	5,381.98
<b>PUBLIC SAFETY</b>		Total	879,999.58	Total Taxes Levied - ABSTRACT	754,801.28
Fire Protection	15,552.00	Prior Years Surplus Appropriated	32,000.00	Total Taxes Billed	756,466.70
Police Protection	54,170.00	REVENUES TOTAL	911,999.58	1982 TAXES COLLECTED	657,167.06
Civil Defense & Disaster Control	50.00	Reserve For Uncollected Taxes	85,784.00	1982 Taxes Cancelled, Abated or Adjusted	133.21
Environmental Inspection & Control	1,616.20	<b>CAPITAL OUTLAY TOTAL</b>	80,047.36	Transfer to Tax Title Liens or Foreclosed	13,019.57
Other Public Safety				Balance Outstanding Dec. 31, 1982	86,146.86
<b>PUBLIC WORKS</b>				<b>PRIOR YEARS TAXES OUTSTANDING</b>	
Streets and Drainage	41,728.54	Public Enterprises	200.00	Balance January 1, 1982	85,993.14
Sewers and Sewage Processing	3,448.00	Recreation—Culture		Collected in 1982	49,189.13
Garbage and Trash Disposal	16,278.16	Public Works	31,741.01	Cancelled, Abated or Adjusted 1982	
Public Buildings and Grounds	18,714.00	Buildings and Grounds	48,106.35	Transfers to Tax Title Liens or Foreclosed	13,019.57
Other Public Works		Library and Education		Balance December 31, 1982	23,784.44
<b>HEALTH and WELFARE</b>		Conservation		<b>TAX TITLE LIENS OUTSTANDING</b>	
Health Services Except Environmental	970.00	All Other		Balance January 1, 1982	35,890.17
Welfare-Public Assistance	600.00	<b>CAPITAL DEBT AUTHORIZED, DECEMBER 31, 1982</b>		Transfer From Taxes	26,039.14
Hospitals, Clinics, First Aid		ISSUED AND UNISSUED		Redeemed in 1982	18,483.89
Animal, Insect, & Rodent Control		School	225,648	Cancelled, Abated or Adjusted (1982)	
Other Welfare Services		Self-liquidating	830,172	Transfers to Foreclosed Property	
<b>RECREATION and CONSERVATION</b>		Other	180,375	Balance December 31, 1982	43,445.42
Beaches and Boardwalks		Total	1,236,195	<b>PROPERTY ACQUIRED BY DEED OR FORECLOSURE</b>	
Parks, Playgrounds, Shade Trees	5,500.00	ISSUED AND OUTSTANDING		Balance January 1, 1982	
Land Reclamation & Conservation	160.00	School	225,648.00	Transfers From Taxes or Liens	
Other Recreational Services	2,628.65	Self-Liquidating	750,172.46	Sale for Cash (1982)	
<b>EDUCATION (excluding schools)</b>		Other	125,000.00	Cancelled, Abated or Adjusted (1982)	
Libraries		Total	1,100,820.46	Balance December 31, 1982	
Other Educational Services		<b>EQUALIZED VALUATION BASIS</b>		<b>CURRENT FINANCES DECEMBER 31, 1982</b>	
<b>STATUTORY EXPENDITURES</b>		<b>FOR NET DEBT COMPUTATION</b>	23,051,845	<b>ASSETS</b>	
Pensions & F. I. C. A.	12,019.37	<b>REAL PROPERTY VALUATIONS</b>		Cash Dec. 31, 1982	197,510.58
Employee Fringe Benefits	3,000.00	Code Class # of Parcels % VAL'N		Taxes Receivable	109,931.30
Other Statutory Expenditures	1,400.00	1 Vacant Land 92 4.49	906,265.00	Tax Title Liens	43,445.42
<b>CETA And Other Public Employment Programs</b>		2 Residential 380 82.16	16,566,075.00	Foreclosed Property	
<b>MUNICIPAL FUNCTIONS TOTAL</b>	260,118.92	3 Farm 19 2.86	576,534.00	Emergencies & Other Deferred Charges	2,423.77
<b>CAPITAL IMPROVEMENTS *MEMO*</b>	4,000.00	4a Commercial 13 4.63	932,900.00	State and Federal Aid Receivable	
<b>DEBT SERVICE</b>		4b Industrial 1 .51	103,250.00	Other Receivables	16,989.71
Principal Payments		4c Apartments 6 5.35	1,078,950.00	Total	370,300.78
Interest Payments	11,473.05	Total 511	20,163,974.00	<b>LIABILITIES, RESERVES, AND SURPLUS</b>	
<b>DEFERRED CHARGES</b>	3,334.71	Land Area 1.40 Sq. Miles		Cash Liabilities	177,893.27
<b>SCHOOL, COUNTY, SPECIAL DISTRICT TAXES</b>	606,263.03	Net Valuation Taxable-Municipal	20,581,742	Reserves for Receivables	170,366.43
<b>RESERVE FOR UNCOLLECTED TAXES</b>	85,784.00	Net Valuation Taxable-County	24,005,944	Surplus Dec. 31, 1982	22,041.08
<b>EXPENDITURES TOTAL</b>	566,973.71	State Equalized Valuation	25,563,510	Total	370,300.78
		State Equalization Ratio	80.21		



1910

Population 1980 **3,916**  
 Population 1982 **4,287**  
 S & P Rating  
 Maady Rating

General Tax Rate Per \$100. **2.82**  
 State Equalized Tax Rate **2.71**

**HAMPTON TOWNSHIP – SUSSEX COUNTY****Form of Government:****Township Committee****Number of Members on Governing Body – 5****PER CAPITA:**

Gross Debt **447.11**  
 Net Debt **46.12**  
 Debt Service **17.96**  
 Total Tax Levy **698.43**  
 Municipal Expenditures **263.46**

**PER CENT:**

Gross Debt **1.88**  
 Net Debt **.19**  
 Tax Levy Collected **85.88**  
 Tax Levy Cancelled, Abated or Adjusted

EXPENDITURES		REVENUES-REALIZED		1982 PROPERTY TAX	
GENERAL GOVERNMENT				STATE EQUALIZED TAX RATE	
Governing Body & Public Boards		1982 Property Taxes Collected	2,571,220.09	Local District School Taxes	.72 783,712.00
Municipal Clerk		1982 Payments in Lieu of Taxes		Regional & Consolidated School Tax	.94 1,028,501.80
Financial Administration	17,640.32	Delinquent Tax & Lien Collections	232,390.12	School Taxes in Municipal Budget	
Assessment of Taxes	19,500.00	Business Personalty Replacement Taxes	46,064.36	County Taxes	.58 * 630,422.32
Collection of Taxes	43,050.00	Taxes from Public Utilities	177,938.00	County Library Taxes	.03 34,978.28
Planning, Housing & Development	7,798.50	Other Miscellaneous Tax Revenues		Local Municipal Purpose Taxes	.44 483,200.61
Human Resources		State Aid Revenues	23,597.06	Veteran & Senior Citizen Taxes	39,100.00
Elections		Federal Aid Revenues		Total Taxes for Rate Computation	2.71 2,999,915.01
General Administration (other)	93,010.26	State and Local Fiscal Assistance Act Utilized	32,066.00	Special District Taxes	
JUDICIARY		Sale of Acquired Property	15,900.00	Bank Corp. Taxes	175.06
Municipal Courts	9,000.00	Other Miscellaneous Revenues	219,480.77	Added and Omitted Taxes	33,168.11
PUBLIC SAFETY		Total	3,318,656.40	Total Taxes Levied - ABSTRACT	2,994,158.18
Fire Protection	21,099.97	Prior Years Surplus Appropriated		Total Taxes Billed	2,993,983.12
Police Protection	3,950.00	REVENUES TOTAL	3,318,656.40	1982 TAXES COLLECTED	2,571,220.09
Civil Defense & Disaster Control	1,017.28	Reserve For Uncollected Taxes	382,836.00	1982 Taxes Cancelled, Abated or Adjusted	
Environmental Inspection & Control	14,100.94	CAPITAL OUTLAY TOTAL	2,800.00	Transfer to Tax Title Liens or Foreclosed	
Other Public Safety				Balance Outstanding Dec. 31, 1982	422,763.03
PUBLIC WORKS				PRIOR YEARS TAXES OUTSTANDING	
Streets and Drainage	197,316.00	Public Enterprises		Balance January 1, 1982	308,037.38
Sewers and Sewage Processing		Recreation—Culture		Collected in 1982	219,835.16
Garbage and Trash Disposal	65,214.00	Public Works	2,800.00	Cancelled, Abated or Adjusted 1982	
Public Buildings and Grounds	11,748.00	Buildings and Grounds		Transfers to Tax Title Liens or Foreclosed	
Other Public Works	3,700.00	Library and Education		Balance December 31, 1982	88,202.22
HEALTH and WELFARE		Conservation		TAX TITLE LIENS OUTSTANDING	
Health Services Except Environmental	17,891.00	All Other		Balance January 1, 1982	326,220.17
Welfare-Public Assistance	1,525.84	CAPITAL DEBT AUTHORIZED, DECEMBER 31, 1982		Transfer From Taxes	
Hospitals, Clinics, First Aid	4,620.00	ISSUED AND UNISSUED		Redeemed in 1982	12,554.96
Animal, Insect, & Rodent Control	4,952.00	GROSS DEBT		Cancelled, Abated or Adjusted (1982)	
Other Welfare Services		School	1,719,039	Transfers to Foreclosed Property	150,000.00
RECREATION and CONSERVATION		Self-liquidating		Balance December 31, 1982	163,665.21
Beaches and Boardwalks		Other	197,700	PROPERTY ACQUIRED BY DEED OR FORECLOSURE	
Parks, Playgrounds, Shade Trees		Total	1,916,740	Balance January 1, 1982	
Land Reclamation & Conservation	50.00	ISSUED AND OUTSTANDING		Transfers From Taxes or Liens	150,000.00
Other Recreational Services	6,600.00	School		Sale for Cash (1982)	15,900.00
EDUCATION (excluding schools)		Self-Liquidating		Cancelled, Abated or Adjusted (1982)	113,300.00
Libraries		Other	145,428.14	Balance December 31, 1982	20,800.00
Other Educational Services		Total	1,864,468.02	CURRENT FINANCES DECEMBER 31, 1982	
STATUTORY EXPENDITURES		EQUALIZED VALUATION BASIS		ASSETS	
Pensions & F. I. C. A.	34,740.50	FOR NET DEBT COMPUTATION	101,862,538	Cash Dec. 31, 1982	215,611.09
Employee Fringe Benefits	15,632.39	REAL PROPERTY VALUATIONS		Taxes Receivable	510,965.25
Other Statutory Expenditures	2,000.00	Code Class # of Parcels % VAL'N		Tax Title Liens	163,665.21
CETA And Other Public Employment Programs		1 Vacant Land 1622 11.78	12,296,910.00	Foreclosed Property	20,800.00
MUNICIPAL FUNCTIONS TOTAL	556,161.00	2 Residential 1189 65.63	68,526,855.00	Emergencies & Other Deferred Charges	2,292.50
CAPITAL IMPROVEMENTS *MEMO*		3 Farm 352 7.65	7,586,467.00	State and Federal Aid Receivable	
DEBT SERVICE		4a Commercial 56 14.95	15,610,277.00	Other Receivables	137,798.28
Principal Payments		4b Industrial		Total	1,051,132.33
Interest Payments	77,000.00	4c Apartments		LIABILITIES, RESERVES, AND SURPLUS	
DEFERRED CHARGES	73,456.03	Total	104,420,509.00	Cash Liabilities	81,910.84
SCHOOL, COUNTY, SPECIAL DISTRICT TAXES	2,477,614.40	Land Area 24.95 Sq. Miles		Reserves for Receivables	833,228.74
RESERVE FOR UNCOLLECTED TAXES	382,836.00	Net Valuation Taxable-Municipal	105,210,886	Surplus Dec. 31, 1982	135,992.75
EXPENDITURES TOTAL	3,607,067.43	Net Valuation Taxable-County	107,874,948	Total	1,051,132.33
		State Equalized Valuation	109,493,803		
		State Equalization Ratio	96.06		

\*Includes County Health Service Taxes or County Vocational School Taxes. See Table 13.



Population 1980 **11,846**  
 Population 1982 **11,813**  
 S & P Rating  
 Moody Rating

General Tax Rate Per \$100.

**6.27**

State Equalized Tax Rate

**1.42****HANOVER TOWNSHIP – MORRIS COUNTY****Form of Government:****Township Committee****Number of Members on Governing Body – 5**

PER CAPITA

Gross Debt

Net Debt

Debt Service

Total Tax Levy

Municipal Expenditures

**404.97****1,046.79****428.31**

PER CENT:

Gross Debt

Net Debt

Tax Levy Collected

Tax Levy Cancelled, Abated

or Adjusted

**.79****1.86**

EXPENDITURES		REVENUES-REALIZED		1982 PROPERTY TAX	
GENERAL GOVERNMENT		1982 Property Taxes Collected		STATE EQUALIZED TAX RATE	
Governing Body & Public Boards			11,908,445.48	Local District School Taxes	.61
Municipal Clerk				Regional & Consolidated School Tax	.32
Financial Administration	50,000.00	1982 Payments in Lieu of Taxes		School Taxes in Municipal Budget	
Assessment of Taxes	69,200.00	Delinquent Tax & Lien Collections	1,005,786.45	County Taxes	.33
Collection of Taxes	39,950.00	Business Personality Replacement Taxes	506,911.72	County Library Taxes	.01
Planning, Housing & Development	39,300.00	Taxes from Public Utilities	1,115,203.00	Local Municipal Purpose Taxes	.14
Human Resources		Other Miscellaneous Tax Revenues		Veteran & Senior Citizen Taxes	
Elections		State Aid Revenues	82,332.39	Total Taxes for Rate Computation	1.41
General Administration (other)	671,100.00	Federal Aid Revenues		Special District Taxes	
JUDICIARY		State and Local Fiscal Assistance Act Utilized	100,630.48	Bank Corp. Taxes	
Municipal Courts	27,400.00	Sale of Acquired Property		Added and Omitted Taxes	
PUBLIC SAFETY		Other Miscellaneous Revenues		Total Taxes Levied - ABSTRACT	
Fire Protection	3,100.00	Total	16,192,187.24	Total Taxes Billed	
Police Protection	543,600.00	Prior Years Surplus Appropriated	1,471,886.43	1982 TAXES COLLECTED	
Civil Defense & Disaster Control	3,000.00	REVENUES TOTAL	17,664,073.67	1982 Taxes Cancelled, Abated or Adjusted	
Environmental Inspection & Control	41,200.00	Reserve For Uncollected Taxes	846,157.59	Transfer to Tax Title Liens or Foreclosed	
Other Public Safety		CAPITAL OUTLAY TOTAL	416,733.93	Balance Outstanding Dec. 31, 1982	
PUBLIC WORKS				PRIOR YEARS TAXES OUTSTANDING	
Streets and Drainage	1,135,800.48	Public Enterprises	10,868.42	Balance January 1, 1982	
Sewers and Sewage Processing		Recreation—Culture	60,082.92	Collected in 1982	
Garbage and Trash Disposal	271,200.00	Public Works	343,644.64	Cancelled, Abated or Adjusted-1982	
Public Buildings and Grounds	115,400.00	Buildings and Grounds	432.36	Transfers to Tax Title Liens or Foreclosed	
Other Public Works	4,974.64	Library and Education	1,705.55	Balance December 31, 1982	
HEALTH and WELFARE		Conservation		TAX TITLE LIENS OUTSTANDING	
Health Services Except Environmental	62,400.00	All Other		Balance January 1, 1982	
Welfare-Public Assistance	5,500.00	CAPITAL DEBT AUTHORIZED, DECEMBER 31, 1982		Transfer From Taxes	
Hospitals, Clinics, First Aid		ISSUED AND UNISSUED GROSS DEBT		Redeemed in 1982	
Animal, Insect, & Rodent Control	10,500.00	School	4,783,962	Cancelled, Abated or Adjusted (1982)	
Other Welfare Services		Self-liquidating		Transfers to Foreclosed Property	
RECREATION and CONSERVATION		Other		Balance December 31, 1982	
Beaches and Boardwalks		Total	4,783,962	PROPERTY ACQUIRED BY DEED OR	
Parks, Playgrounds, Shade Trees	123,000.00	ISSUED AND OUTSTANDING		FORECLOSURE	
Land Reclamation & Conservation	700.00	School	4,783,562.50	Balance January 1, 1982	
Other Recreational Services	112,900.00	Self-Liquidating		Transfers From Taxes or Liens	
EDUCATION (excluding schools)		Other		Sale for Cash (1982)	
Libraries	22,000.00	Total	4,783,962.90	Cancelled, Abated or Adjusted (1982)	
Other Educational Services	1,600.00	EQUALIZED VALUATION BASIS		Balance December 31, 1982	
STATUTORY EXPENDITURES		FOR NET DEBT COMPUTATION		CURRENT FINANCES DECEMBER 31, 1982	
Pensions & F. I. C. A.	384,686.43	REAL PROPERTY VALUATIONS		ASSETS	
Employee Fringe Benefits	100,000.00	Code Class # of Parcels % VAL'N		Cash Dec. 31, 1982	
Other Statutory Expenditures	5,000.00	1 Vacant Land 341 2.57	4,573,900.00	Taxes Receivable	
CETA And Other Public Employment Programs		2 Residential 3398 44.51	79,308,000.00	Tax Title Liens	
MUNICIPAL FUNCTIONS TOTAL	4,213,511.55	3 Farm 2 .02	37,400.00	Foreclosed Property	
CAPITAL IMPROVEMENTS *MEMO*	230,000.00	4a Commercial 129 12.50	22,275,300.00	Emergencies & Other Deferred Charges	
DEBT SERVICE		4b Industrial 103 40.36	71,914,400.00	State and Federal Aid Receivable	
Principal Payments		4c Apartments 4 .05	81,000.00	Other Receivables	
Interest Payments		Total 3977	178,150,000.00	Total	
DEFERRED CHARGES		Land Area 10.80 Sq. Miles		LIABILITIES, RESERVES, AND SURPLUS	
SCHOOL, COUNTY, SPECIAL DISTRICT TAXES	10,879,187.54	Net Valuation Taxable-Municipal	187,530,278	Cash Liabilities	
RESERVE FOR UNCOLLECTED TAXES	846,157.59	Net Valuation Taxable-County	751,810,129	Reserves for Receivables	
EXPENDITURES TOTAL	15,938,856.68	State Equalized Valuation	795,024,339	Surplus Dec. 31, 1982	
		State Equalization Ratio	22.68	Total	

Population 1980 **3,236**  
 Population 1982 **3,446**  
 S & P Rating  
 Moody Rating

General Tax Rate Per \$100.

2.92

State Equalized Tax Rate

1.19

**HARDING TOWNSHIP – MORRIS COUNTY****Form of Government:****Township Committee****Number of Members on Governing Body – 5****PER CAPITA:**

Gross Debt **418.64**  
 Net Debt **383.82**  
 Debt Service **55.25**  
 Total Tax Levy **1,005.68**  
 Municipal Expenditures **492.46**

**PER CENT:**

Gross Debt **.58**  
 Net Debt **.54**  
 Tax Levy Collected **97.82**  
 Tax Levy Cancelled, Abated or Adjusted **.15**

EXPENDITURES		REVENUES-REALIZED		1982 PROPERTY TAX	
<b>GENERAL GOVERNMENT</b>				<b>STATE EQUALIZED TAX RATE</b>	
Governing Body & Public Boards		1982 Property Taxes Collected	<b>3,396,105.54</b>	Local District School Taxes	<b>.54</b>
Municipal Clerk		1982 Payments in Lieu of Taxes	<b>41.11</b>	Regional & Consolidated School Tax	
Financial Administration	<b>15,700.00</b>	Delinquent Tax & Lien Collections	<b>118,093.78</b>	School Taxes in Municipal Budget	
Assessment of Taxes	<b>17,025.00</b>	Business Personalty Replacement Taxes	<b>18,701.36</b>	County Taxes	<b>.37</b>
Collection of Taxes	<b>28,800.00</b>	Taxes from Public Utilities	<b>335,322.00</b>	County Library Taxes	<b>.01</b>
Planning, Housing & Development	<b>51,025.00</b>	Other Miscellaneous Tax Revenues		Local Municipal Purpose Taxes	<b>.26</b>
Human Resources		State Aid Revenues	<b>22,516.33</b>	Veteran & Senior Citizen Taxes	
Elections		Federal Aid Revenues		Total Taxes for Rate Computation	<b>1.18</b>
General Administration (other)	<b>281,097.96</b>	State and Local Fiscal Assistance Act Utilized	<b>15,956.33</b>	Special District Taxes	
<b>JUDICIARY</b>		Sale of Acquired Property		Bank Corp. Taxes	<b>2,518.89</b>
Municipal Courts	<b>25,800.00</b>	Other Miscellaneous Revenues	<b>372,169.30</b>	Added and Omitted Taxes	<b>66,456.74</b>
<b>PUBLIC SAFETY</b>		Total	<b>4,278,905.75</b>	Total Taxes Levied - ABSTRACT	<b>3,465,560.28</b>
Fire Protection	<b>32,500.00</b>	Prior Years Surplus Appropriated	<b>450,000.00</b>	Total Taxes Billed	<b>3,471,728.85</b>
Police Protection	<b>431,515.00</b>	REVENUES	<b>4,728,905.75</b>	1982 TAXES COLLECTED	<b>3,396,105.54</b>
Civil Defense & Disaster Control	<b>1,200.00</b>	Reserve For Uncollected Taxes	<b>203,900.68</b>	1982 Taxes Cancelled, Abated or Adjusted	<b>5,118.76</b>
Environmental Inspection & Control	<b>17,900.00</b>	CAPITAL OUTLAY	<b>13,278.60</b>	Transfer to Tax Title Liens or Foreclosed	<b>4,041.28</b>
Other Public Safety		TOTAL		Balance Outstanding Dec. 31, 1982	<b>66,463.27</b>
<b>PUBLIC WORKS</b>				<b>PRIOR YEARS TAXES OUTSTANDING</b>	
Streets and Drainage	<b>148,656.33</b>	Public Enterprises		Balance January 1, 1982	<b>112,743.19</b>
Sewers and Sewage Processing		Recreation—Culture		Collected in 1982	<b>106,945.41</b>
Garbage and Trash Disposal		Public Works	<b>350.00</b>	Cancelled, Abated or Adjusted 1982	<b>9.37</b>
Public Buildings and Grounds	<b>53,700.00</b>	Buildings and Grounds	<b>12,928.60</b>	Transfers to Tax Title Liens or Foreclosed	<b>5,784.15</b>
Other Public Works	<b>14,000.00</b>	Library and Education		Balance December 31, 1982	<b>4.26</b>
<b>HEALTH and WELFARE</b>		Conservation		<b>TAX TITLE LIENS OUTSTANDING</b>	
Health Services Except Environmental	<b>34,450.00</b>	All Other		Balance January 1, 1982	<b>11,403.82</b>
Welfare-Public Assistance	<b>145.00</b>	CAPITAL DEBT AUTHORIZED, DECEMBER 31, 1982		Transfer From Taxes	<b>10,458.34</b>
Hospitals, Clinics, First Aid		ISSUED AND UNISSUED		Redeemed in 1982	<b>11,148.37</b>
Animal, Insect, & Rodent Control	<b>525.00</b>	School	<b>120,000</b>	Cancelled, Abated or Adjusted (1982)	
Other Welfare Services		Self-liquidating	<b>1,322,636</b>	Transfers to Foreclosed Property	
<b>RECREATION and CONSERVATION</b>		Other	<b>1,442,636</b>	Balance December 31, 1982	<b>10,713.79</b>
Beaches and Boardwalks		Total		<b>PROPERTY ACQUIRED BY DEED OR FORECLOSURE</b>	
Parks, Playgrounds, Shade Trees	<b>1,350.00</b>	ISSUED AND OUTSTANDING		Balance January 1, 1982	
Land Reclamation & Conservation	<b>8,175.00</b>	School	<b>120,000.00</b>	Transfers From Taxes or Liens	
Other Recreational Services	<b>5,000.00</b>	Self-Liquidating	<b>1,321,465.00</b>	Sale for Cash (1982)	
<b>EDUCATION (excluding schools)</b>		Other	<b>1,441,465.00</b>	Cancelled, Abated or Adjusted (1982)	
Libraries	<b>1,920.00</b>	Total		Balance December 31, 1982	
Other Educational Services	<b>1,000.00</b>	EQUALIZED VALUATION BASIS		<b>CURRENT FINANCES DECEMBER 31, 1982</b>	
<b>STATUTORY EXPENDITURES</b>		FOR NET DEBT COMPUTATION	<b>246,849.001</b>	<b>ASSETS</b>	
Pensions & F. I. C. A.	<b>88,000.00</b>	REAL PROPERTY VALUATIONS		Cash Dec. 31, 1982	<b>1,320,169.65</b>
Employee Fringe Benefits	<b>41,360.00</b>	Code Class # of Parcels % VAL'N		Taxes Receivable	<b>66,467.53</b>
Other Statutory Expenditures	<b>1,800.00</b>	1 Vacant Land 276 6.26	<b>7,254,000.00</b>	Tax Title Liens	<b>10,713.79</b>
<b>CETA And Other Public Employment Programs</b>		2 Residential 1112 85.09	<b>98,598,770.00</b>	Foreclosed Property	
<b>MUNICIPAL FUNCTIONS</b>	<b>1,302,644.29</b>	3 Farm 111 2.32	<b>2,686,100.00</b>	Emergencies & Other Deferred Charges	
<b>CAPITAL IMPROVEMENTS</b>	<b>1,000.00</b>	4a Commercial 35 5.93	<b>6,869,550.00</b>	State and Federal Aid Receivable	
<b>DEBT SERVICE</b>		4b Industrial 2 .40	<b>468,640.00</b>	Other Receivables	<b>5,908.01</b>
Principal Payments	<b>61,000.00</b>	4c Apartments		Total	<b>1,403,258.98</b>
Interest Payments	<b>129,402.14</b>	Total 1536	<b>115,877,060.00</b>	<b>LIABILITIES, RESERVES, AND SURPLUS</b>	
<b>DEFERRED CHARGES</b>	<b>80.79</b>	Land Area 20.50 Sq. Miles		Cash Liabilities	<b>602,111.01</b>
<b>SCHOOL, COUNTY, SPECIAL DISTRICT TAXES</b>	<b>2,655,918.40</b>	Net Valuation Taxable-Municipal	<b>116,618,908</b>	Reserves for Receivables	<b>83,089.33</b>
<b>RESERVE FOR UNCOLLECTED TAXES</b>	<b>203,900.68</b>	Net Valuation Taxable-County	<b>301,802,270</b>	Surplus Dec. 31, 1982	<b>718,058.64</b>
<b>EXPENDITURES</b>	<b>4,352,946.30</b>	State Equalized Valuation	<b>285,592,045</b>	Total	<b>1,403,258.98</b>
		State Equalization Ratio	<b>40.68</b>		



Population 1980 947  
 Population 1982 993  
 S & P Rating  
 Moody Rating

General Tax Rate Per \$100. 1.93  
 State Equalized Tax Rate 1.96

**HARDWICK TOWNSHIP - WARREN CO.**  
**Form of Government:**  
**Township Committee**  
**Number of Members on Governing Body - 3**

PER CAPITA-  
 Gross Debt 165.16  
 Net Debt 8.06  
 Debt Service 8.86  
 Total Tax Levy 666.68  
 Municipal Expenditures 224.67

PER CENT:  
 Gross Debt .51  
 Net Debt .02  
 Tax Levy Collected 91.77  
 Tax Levy Cancelled, Abated or Adjusted .51

EXPENDITURES		REVENUES-REALIZED		1982 PROPERTY TAX	
<b>GENERAL GOVERNMENT</b>				<b>STATE EQUALIZED TAX RATE</b>	
Governing Body & Public Boards		1982 Property Taxes Collected	608,673.59	Local District School Taxes	.52 175,840.28
Municipal Clerk		1982 Payments in Lieu of Taxes		Regional & Consolidated School Tax	.78 261,972.69
Financial Administration	6,556.24	Delinquent Tax & Lien Collections	62,220.85	School Taxes in Municipal Budget	
Assessment of Taxes	4,155.41	Business Personalty Replacement Taxes	8,734.56	County Taxes	.56 * 189,692.36
Collection of Taxes	3,730.60	Taxes from Public Utilities	77,419.00	County Library Taxes	.03 9,426.40
Planning, Housing & Development	5,062.14	Other Miscellaneous Tax Revenues		Local Municipal Purpose Taxes	.07 22,893.43
Human Resources		State Aid Revenues	4,213.39	Veteran & Senior Citizen Taxes	9,525.00
Elections		Federal Aid Revenues		Total Taxes for Rate Computation	1.96 669,350.16
General Administration (other)	20,624.47	State and Local Fiscal Assistance Act Utilized	10,482.89	Special District Taxes	
<b>JUDICIARY</b>		Sale of Acquired Property		Bank Corp. Taxes	
Municipal Courts	1,515.96	Other Miscellaneous Revenues	47,534.98	Added and Omitted Taxes	2,189.13
<b>PUBLIC SAFETY</b>		Total	819,279.26	Total Taxes Levied - ABSTRACT	662,014.29
Fire Protection	700.00	Prior Years Surplus Appropriated	60,000.00	Total Taxes Billed	663,271.75
Police Protection	1,650.00	REVENUES TOTAL	879,279.26	1982 TAXES COLLECTED	608,673.59
Civil Defense & Disaster Control	500.00	Reserve For Uncollected Taxes	68,789.34	1982 Taxes Cancelled, Abated or Adjusted	3,381.36
Environmental Inspection & Control	3,367.03			Transfer to Tax Title Liens or Foreclosed	391.79
Other Public Safety				Balance Outstanding Dec. 31, 1982	50,825.01
<b>PUBLIC WORKS</b>		<b>CAPITAL OUTLAY TOTAL</b>	14,778.30	<b>PRIOR YEARS TAXES OUTSTANDING</b>	
Streets and Drainage	80,074.80	Public Enterprises		Balance January 1, 1982	59,298.69
Sewers and Sewage Processing		Recreation—Culture		Collected in 1982	56,834.34
Garbage and Trash Disposal	1,837.48	Public Works	14,778.30	Cancelled, Abated or Adjusted 1982	.19
Public Buildings and Grounds	900.00	Buildings and Grounds		Transfers to Tax Title Liens or Foreclosed	2,464.16
Other Public Works		Library and Education		Balance December 31, 1982	
<b>HEALTH and WELFARE</b>		Conservation		<b>TAX TITLE LIENS OUTSTANDING</b>	
Health Services Except Environmental	514.28	All Other		Balance January 1, 1982	4,046.83
Welfare-Public Assistance				Transfer From Taxes	3,176.61
Hospitals, Clinics, First Aid	375.00	<b>CAPITAL DEBT AUTHORIZED, DECEMBER 31, 1982</b>		Redeemed in 1982	5,386.51
Animal, Insect, & Rodent Control	800.69	<b>ISSUED AND UNISSUED GROSS DEBT NET DEBT</b>		Cancelled, Abated or Adjusted (1982)	
Other Welfare Services		School 156,007		Transfers to Foreclosed Property	
<b>RECREATION and CONSERVATION</b>		Self-liquidating 8,000	8,000	Balance December 31, 1982	1,836.93
Beaches and Boardwalks		Other 164,007	8,000	<b>PROPERTY ACQUIRED BY DEED OR FORECLOSURE</b>	
Parks, Playgrounds, Shade Trees				Balance January 1, 1982	
Land Reclamation & Conservation		<b>ISSUED AND OUTSTANDING</b>		Transfers From Taxes or Liens	
Other Recreational Services	980.00	School 156,007.90		Sale for Cash (1982)	
<b>EDUCATION (excluding schools)</b>		Self-Liquidating 8,000.00		Cancelled, Abated or Adjusted (1982)	
Libraries		Other 164,007.90		Balance December 31, 1982	
Other Educational Services		Total		<b>CURRENT FINANCES DECEMBER 31, 1982</b>	
<b>STATUTORY EXPENDITURES</b>		<b>EQUALIZED VALUATION BASIS FOR NET DEBT COMPUTATION</b>	32,374.562	<b>ASSETS</b>	
Pensions & F. I. C. A.	6,156.70	<b>REAL PROPERTY VALUATIONS</b>		Cash Dec. 31, 1982	347,790.36
Employee Fringe Benefits	1,156.08	Code Class # of Parcels % VAL'N		Taxes Receivable	50,825.01
Other Statutory Expenditures	992.59	1 Vacant Land 208 14.77	5,033,320.00	Tax Title Liens	1,836.93
CETA And Other Public Employment Programs		2 Residential 286 69.53	23,694,300.00	Foreclosed Property	
<b>MUNICIPAL FUNCTIONS TOTAL</b>	141,649.47	3 Farm 177 13.32	4,538,450.00	Emergencies & Other Deferred Charges	10,560.40
<b>CAPITAL IMPROVEMENTS *MEMO*</b>	10,482.89	4a Commercial 3 1.86	633,400.00	State and Federal Aid Receivable	
<b>DEBT SERVICE</b>		4b Industrial 1 .52	177,400.00	Other Receivables	6,477.20
Principal Payments	8,000.00	4c Apartments		Total	417,489.90
Interest Payments	797.80	Total 675	34,076,870.00	<b>LIABILITIES, RESERVES, AND SURPLUS</b>	
<b>DEFERRED CHARGES</b>		Land Area 17.80 Sq. Miles		Cash Liabilities	233,311.36
SCHOOL, COUNTY, SPECIAL DISTRICT TAXES	3,865.04	Net Valuation Taxable-Municipal	34,250,394	Reserves for Receivables	59,139.14
RESERVE FOR UNCOLLECTED TAXES	636,931.73	Net Valuation Taxable-County	32,452,416	Surplus Dec. 31, 1982	125,039.40
<b>EXPENDITURES TOTAL</b>	860,033.38	State Equalized Valuation	33,783,219	Total	417,489.90
		State Equalization Ratio	101.39		



General Tax Rate Per \$100. 5.78  
State Equalized Tax Rate 2.49

## HARDYSTON TOWNSHIP – SUSSEX CO.

**Form of Government:**

## Township Committee

**Number of Members on Governing Body – 3**

PER CAPITA:

Gross Debt	1,321.96
Net Debt	140.26
Debt Service	5.53
Total Tax Levy	702.77
Municipal Expenditures	298.02

## PER CENT:

Gross Debt	5.18
Net Debt	.55
Tax Levy Collected	92.57
Tax Levy Cancelled, Abated or Adjusted	

EXPENDITURES		REVENUES-REALIZED		1982 PROPERTY TAX	
GENERAL GOVERNMENT				STATE EQUALIZED TAX RATE	
Governing Body & Public Boards		1982 Property Taxes Collected	3,015,774.51	Local District School Taxes	1.15
Municipal Clerk		1982 Payments in Lieu of Taxes		Regional & Consolidated School Tax	.38
Financial Administration	20,188.49	Delinquent Tax & Lien Collections	238,734.41	School Taxes in Municipal Budget	
Assessment of Taxes	12,735.42	Business Personalty Replacement Taxes	43,946.68	County Taxes	.55
Collection of Taxes	16,381.49	Taxes from Public Utilities	244,432.00	County Library Taxes	.03
Planning, Housing & Development	25,750.29	Other Miscellaneous Tax Revenues		Local Municipal Purpose Taxes	.39
Human Resources		State Aid Revenues	37,507.43	Veteran & Senior Citizen Taxes	
Elections	1,079.87	Federal Aid Revenues		Total Taxes for Rate Computation	2.50
General Administration (other)	104,766.85	State and Local Fiscal Assistance Act Utilized	70,797.00	Special District Taxes	
JUDICIARY		Sale of Acquired Property		Bank Corp. Taxes	
Municipal Courts	11,879.17	Other Miscellaneous Revenues	153,409.70	Added and Omitted Taxes	
PUBLIC SAFETY		Total	3,804,601.73	Total Taxes Levied - A8STRACT	
Fire Protection	25,601.19	Prior Years Surplus Appropriated	375,000.00	Total Taxes Billed	
Police Protection	311,354.18	REVENUES	4,179,601.73	1982 TAXES COLLECTED	
Civil Defense & Disaster Control	2,109.40	Reserve For Uncollected Taxes	324,000.00	1982 Taxes Cancelled, Abated or Adjusted	
Environmental Inspection & Control	28,948.00	CAPITAL OUTLAY	514,299.04	Transfer to Tax Title Liens or Foreclosed	
Other Public Safety		Total	514,299.04	Balance Outstanding Dec. 31, 1982	
PUBLIC WORKS		Public Enterprises		PRIOR YEARS TAXES OUTSTANDING	
Streets and Drainage	114,107.10	Recreation—Culture		Balance January 1, 1982	
Sewers and Sewage Processing		Public Works	514,299.04	Collected in 1982	
Garbage and Trash Disposal	19,849.52	Buildings and Grounds		Cancelled, Abated or Adjusted 1982	
Public Buildings and Grounds	18,047.38	Library and Education		Transfers to Tax Title Liens or Foreclosed	
Other Public Works	38,806.63	Conservation		Balance December 31, 1982	
HEALTH and WELFARE		All Other		TAX TITLE LIENS OUTSTANDING	
Health Services Except Environmental	22,267.10	CAPITAL DEBT AUTHORIZED, DECEMBER 31, 1982		Balance January 1, 1982	
Welfare-Public Assistance	3,552.22	ISSUED AND UNISSUED		Transfer From Taxes	
Hospitals, Clinics, First Aid		School	5,485,444	Redeemed in 1982	
Animal, Insect, & Rodent Control	4,825.65	Self-liquidating		Cancelled, Abated or Adjusted (1982)	
Other Welfare Services		Other	651,090	Transfers to Foreclosed Property	
RECREATION and CONSERVATION		Total	6,136,535	Balance December 31, 1982	
Beaches and Boardwalks		ISSUED AND OUTSTANDING		PROPERTY ACQUIRED BY DEED OR	
Parks, Playgrounds, Shade Trees		School	5,485,044.82	FORECLOSURE	
Land Reclamation & Conservation		Self-Liquidating		Balance January 1, 1982	
Other Recreational Services	6,109.60	Other	566,325.00	Transfers From Taxes or Liens	
EDUCATION (excluding schools)		Total	6,051,369.82	Sale for Cash (1982)	
Libraries		EQUALIZED VALUATION BASIS		Cancelled, Abated or Adjusted (1982)	
Other Educational Services		FOR NET DEBT COMPUTATION	118,517,433	Balance December 31, 1982	
STATUTORY EXPENDITURES		REAL PROPERTY VALUATIONS		CURRENT FINANCES DECEMBER 31, 1982	
Pensions & F. I. C. A.	66,638.19	Code Class # of Parcels % VAL'N	ASSESSED VALUATION	ASSETS	
Employee Fringe Benefits	31,595.29	1 Vacant Land 586 12.29	6,814,750.00	Cash Dec. 31, 1982	
Other Statutory Expenditures	4,678.39	2 Residential 1594 66.12	36,650,880.00	Taxes Receivable	
CETA And Other Public Employment Programs		3 Farm 170 5.86	3,250,100.00	Tax Title Liens	
MUNICIPAL FUNCTIONS		4a Commercial 73 7.83	4,340,855.00	Foreclosed Property	
TOTAL	891,271.62	4b Industrial 10 2.23	1,234,700.00	Emergencies & Other Deferred Charges	
CAPITAL IMPROVEMENTS		4c Apartments 4 5.67	3,143,200.00	State and Federal Aid Receivable	
DEBT SERVICE		Total	55,434,525.00	Other Receivables	
Principal Payments		Land Area 32.50 Sq. Miles		Total	
Interest Payments	25,680.00	Net Valuation Taxable-Municipal	55,874,572	LIABILITIES, RESERVES, AND SURPLUS	
DEFERRED CHARGES	142,475.20	Net Valuation Taxable-County	120,773,884	Cash Liabilities	
SCHOOL, COUNTY, SPECIAL DISTRICT TAXES	2,729,614.92	State Equalized Valuation	128,909,541	Reserves for Receivables	
RESERVE FOR UNCOLLECTED TAXES	324,000.00	State Equalization Ratio	43.15	Surplus Dec. 31, 1982	
EXPENDITURES				Total	
TOTAL	4,113,041.74				

Population 1980 2,592  
 Population 1982 2,639  
 S & P Rating  
 Moody Rating

General Tax Rate Per \$100.

3.16  
 State Equalized Tax Rate  
 2.20

**HARMONY TOWNSHIP – WARREN COUNTY****Form of Government:****Township Committee****Number of Members on Governing Body – 3**

PER CAPITA

Gross Debt 49.26  
 Net Debt  
 Debt Service  
 Total Tax Levy 586.05  
 Municipal Expenditures 188.07

PER CENT:

Gross Debt .20  
 Net Debt  
 Tax Levy Collected 93.21  
 Tax Levy Cancelled, Abated  
 or Adjusted

EXPENDITURES		REVENUES-REALIZED		1982 PROPERTY TAX	
<b>GENERAL GOVERNMENT</b>				<b>STATE EQUALIZED TAX RATE</b>	
Governing Body & Public Boords		1982 Property Taxes Collected	1,443,887.03	Local District School Taxes	1.60
Municipal Clerk		1982 Payments in Lieu of Taxes		Regional & Consolidated School Tax	
Financial Administration	8,300.00	Delinquent Tax & Lien Collections	91,806.61	School Taxes in Municipal Budget	
Assessment of Taxes	8,500.00	Business Personolty Replacement Taxes	60,062.28	County Taxes	.57 *
Collection of Taxes	11,000.00	Taxes from Public Utilities	104,585.00	County Library Taxes	.03
Planning, Housing & Development	20,000.00	Other Miscellaneous Tax Revenues		Local Municipal Purpose Taxes	
Human Resources		State Aid Revenues	13,921.02	Veteron & Senior Citizen Taxes	
Elections		Federal Aid Revenues		Total Taxes for Rate Computation	2.20
General Administration (other)	46,500.00	State and Local Fiscsl Assistance Act Utilized	15,411.00	Special District Taxes	
<b>JUDICIARY</b>		Sole of Acquired Property		Bank Corp. Taxes	2,121.11
Municipal Courts		Other Miscellaneous Revenues	143,811.14	Added and Omitted Taxes	7,987.78
<b>PUBLIC SAFETY</b>		Total	1,873,484.08	Total Taxes Levied - ABSTRACT	1,546,595.32
Fire Protection	5,000.00	Prior Years Surplus Appropriated	231,227.53	Total Taxes Billed	1,549,120.80
Police Protection	2,500.00	<b>REVENUES TOTAL</b>	2,104,711.61	1982 TAXES COLLECTED	1,443,887.03
Civil Defense & Disoster Control	1,500.00	Reserve For Uncollected Taxes	114,400.00	1982 Taxes Cancelled, Aboted or Adjusted	.07
Environmental Inspection & Control	3,600.00	<b>CAPITAL OUTLAY TOTAL</b>	2,274.10	Transfer to Tax Title Liens or Foreclosed	4,431.26
Other Public Safety				Balance Outstanding Dec. 31, 1982	100,802.44
<b>PUBLIC WORKS</b>				<b>PRIOR YEARS TAXES OUTSTANDING</b>	
Streets and Drainage	239,611.00	Public Enterprises		Balance January 1, 1982	96,381.41
Sewers and Sewage Processing		Recreation—Culture		Collected in 1982	91,631.52
Garbage and Trsh Disposol		Public Works	2,274.10	Cancelled, Aboted or Adjusted 1982	500.00
Public Buildings ond Grounds		Buildings and Grounds		Transfers to Tax Title Liens or Foreclosed	1,770.74
Other Public Works		Library and Education		Balance December 31, 1982	2,479.15
<b>HEALTH and WELFARE</b>		Conservation		<b>TAX TITLE LIENS OUTSTANDING</b>	
Health Services Except Environmental	2,336.00	All Other		Balance January 1, 1982	2,469.02
Welfare-Public Assistance	1,100.00	<b>CAPITAL DEBT AUTHORIZED, DECEMBER 31, 1982</b>		Transfer From Taxes	6,378.26
Hospitals, Clinics, First Aid		<b>ISSUED AND UNISSUED GROSS DEBT NET DEBT</b>		Redeemed in 1982	175.09
Animol, Insect, & Rodent Control		School 130,000		Cancelled, Aboted or Adjusted (1982)	
Other Welfare Services		Self-liquidoting		Transfers to Foreclosed Property	
<b>RECREATION and CONSERVATION</b>		Other		Balance December 31, 1982	8,672.19
Beoches and Boordwalks		Total 130,000		<b>PROPERTY ACQUIRED BY DEED OR FORECLOSURE</b>	
Parks, Playgrounds, Shode Trees	5,000.00	<b>ISSUED AND OUTSTANDING</b>		Balance January 1, 1982	
Land Reclamation & Conservation		School	130,000.00	Transfers From Taxes or Liens	
Other Recreational Services	10,000.00	Self-Liquidoting		Sole for Cash (1982)	
<b>EDUCATION (excluding schools)</b>		Other		Cancelled, Aboted or Adjusted (1982)	
Libraries		Total	130,000.00	Balance December 31, 1982	
Other Educational Services		<b>EQUALIZED VALUATION BASIS</b>		<b>CURRENT FINANCES DECEMBER 31, 1982</b>	
<b>STATUTORY EXPENDITURES</b>		<b>FOR NET DEBT COMPUTATION</b>	64,746,392	<b>ASSETS</b>	
Pensions & F. I. C. A.	12,364.00	<b>REAL PROPERTY VALUATIONS</b>		Cosh Dec. 31, 1982	472,249.35
Employee Fringe Benefits	3,800.00	<b>Code Class # of Parcels % VAL'N ASSESSED VALUATION</b>		Taxes Receivable	103,281.59
Other Statutory Expenditures	800.00	1 Vacant Land 447 8.54	4,130,110.00	Tax Title Liens	8,672.19
CETA And Other Public Employment Programs		2 Residential 810 63.52	30,707,230.00	Foreclosed Property	
<b>MUNICIPAL FUNCTIONS TOTAL</b>	381,911.00	3 Form 296 15.06	7,279,273.00	Emergencies & Other Deferred Charges	
<b>CAPITAL IMPROVEMENTS *MEMO*</b>	25,000.00	4a Commercial 39 9.16	4,428,665.00	State and Federal Aid Receivable	
<b>DEBT SERVICE</b>		4b Industrial 8 3.20	1,544,660.00	Other Receivables	90.33
Principal Payments		4c Aportments 2 .52	250,130.00	Total	584,293.46
Interest Payments		Total 1602	48,340,068.00	<b>LIABILITIES, RESERVES, AND SURPLUS</b>	
<b>DEFERRED CHARGES</b>		Land Area 24.00 Sq. Miles		Cosh Liabilities	227,180.54
SCHOOL, COUNTY, SPECIAL DISTRICT TAXES	1,536,486.43	Net Valuation Taxable-Municipol	48,773,193	Reserves for Receivobles	112,044.11
RESERVE FOR UNCOLLECTED TAXES	114,400.00	Net Valuation Taxable-County	68,008,924	Surplus Dec. 31, 1982	245,068.81
<b>EXPENDITURES TOTAL</b>	2,032,797.43	State Equalized Valuation	65,782,456	Total	584,293.46
		State Equalization Ratio	69.71		



0224

Population 1980 **4,532**  
 Population 1982 **4,593**  
 S & P Rating **A+**  
 Moody Rating **A1**

General Tax Rate Per \$100.

State Equalized Tax Rate **3.93**  
**2.39**

**HARRINGTON PARK BORO. - BERGEN CO.****Form of Government:****Borough Council****Number of Members on Governing Body - 6****PER CAPITA:**

Gross Debt **862.48**  
 Net Debt **700.76**  
 Debt Service **70.07**  
 Total Tax Levy **945.97**  
 Municipal Expenditures **374.58**

**PER CENT:**

Gross Debt **2.44**  
 Net Debt **1.98**  
 Tax Levy Collected **98.89**  
 Tax Levy Cancelled, Abated or Adjusted **.03**

EXPENDITURES	REVENUES-REALIZED	1982 PROPERTY TAX
<b>GENERAL GOVERNMENT</b>		<b>STATE EQUALIZED TAX RATE</b>
Governing Body & Public Boards	1982 Property Taxes Collected <b>4,299,282.10</b>	Local District School Taxes <b>.93</b> <b>1,685,099.00</b>
Municipal Clerk	1982 Payments in Lieu of Taxes	Regional & Consolidated School Tax <b>.59</b> <b>1,068,832.30</b>
Financial Administration	Delinquent Tax & Lien Collections <b>33,023.16</b>	School Taxes in Municipal Budget
Assessment of Taxes <b>7,325.00</b>	Business Personalty Replocement Taxes <b>11,709.60</b>	County Taxes <b>.34</b> <b>611,233.65</b>
Collection of Taxes <b>16,300.00</b>	Taxes from Public Utilities <b>354,308.00</b>	County Library Taxes
Planning, Housing & Development <b>3,325.00</b>	Other Miscellaneous Tax Revenues	Local Municipal Purpose Taxes <b>.53</b> <b>957,600.00</b>
Human Resources	State Aid Revenues <b>38,550.59</b>	Veteran & Senior Citizen Taxes <b>28,900.00</b>
Elections	Federal Aid Revenues	Total Taxes for Rate Computation <b>2.39</b> <b>4,351,664.95</b>
General Administration (other) <b>135,075.00</b>	State and Local Fiscal Assistance Act Utilized <b>58,453.62</b>	Special District Taxes
<b>JUDICIARY</b>	Sale of Acquired Property	Bank Corp. Taxes <b>260.03</b>
Municipal Courts <b>23,500.00</b>	Other Miscellaneous Revenues <b>145,921.90</b>	Added and Omitted Taxes <b>21,838.11</b>
<b>PUBLIC SAFETY</b>	Total <b>4,941,248.97</b>	Total Taxes Levied - ABSTRACT <b>4,344,863.09</b>
Fire Protection <b>64,900.00</b>	Prior Years Surplus Appropriated <b>301,794.44</b>	Total Taxes Billed <b>4,299,282.10</b>
Police Protection <b>362,612.00</b>	REVENUES TOTAL <b>5,243,043.41</b>	1982 TAXES COLLECTED
Civil Defense & Disaster Control <b>50.00</b>	Reserve For Uncollected Taxes <b>107,165.23</b>	1982 Taxes Cancelled, Abated or Adjusted <b>1,368.63</b>
Environmental Inspection & Control <b>12,550.00</b>	CAPITAL OUTLAY TOTAL <b>100,752.71</b>	Transfer to Tax Title Liens or Foreclosed <b>243.66</b>
Other Public Safety		Balance Outstanding Dec. 31, 1982 <b>46,670.28</b>
<b>PUBLIC WORKS</b>	Public Enterprises	<b>PRIOR YEARS TAXES OUTSTANDING</b>
Streets and Drainage <b>205,850.00</b>	Recreation—Culture <b>2,000.00</b>	Balance January 1, 1982 <b>33,023.16</b>
Sewers and Sewage Processing <b>69,124.75</b>	Public Works	Collected in 1982 <b>33,023.16</b>
Garbage and Trash Disposal <b>151,969.00</b>	Buildings and Grounds <b>98,752.71</b>	Cancelled, Abated or Adjusted 1982
Public Buildings and Grounds <b>2,000.00</b>	Library and Education	Transfers to Tax Title Liens or Foreclosed
Other Public Works <b>20,850.00</b>	Conservation	Balance December 31, 1982
<b>HEALTH and WELFARE</b>	All Other	<b>TAX TITLE LIENS OUTSTANDING</b>
Health Services Except Environmental <b>14,843.40</b>	CAPITAL DEBT AUTHORIZED, DECEMBER 31, 1982	Balance January 1, 1982 <b>964.32</b>
Welfare-Public Assistance <b>150.00</b>	ISSUED AND UNISSUED GROSS DEBT NET DEBT	Transfer From Taxes <b>243.66</b>
Hospitals, Clinics, First Aid	School <b>727,758</b>	Redeemed in 1982
Animal, Insect, & Rodent Control <b>250.00</b>	Self-liquidating <b>3,233,600</b>	Cancelled, Abated or Adjusted (1982)
Other Welfare Services	Other <b>3,218,600</b>	Transfers to Foreclosed Property
<b>RECREATION and CONSERVATION</b>	Total <b>3,961,358</b>	Balance December 31, 1982 <b>1,207.98</b>
Beaches and Boardwalks	ISSUED AND OUTSTANDING	<b>PROPERTY ACQUIRED BY DEED OR FORECLOSURE</b>
Parks, Playgrounds, Shade Trees	School <b>727,758.44</b>	Balance January 1, 1982 <b>68,420.00</b>
Land Reclamation & Conservation <b>40.00</b>	Self-Liquidating	Transfers From Taxes or Liens
Other Recreational Services	Other <b>3,233,600.00</b>	Sole for Cash (1982)
<b>EDUCATION (excluding schools)</b>	Total <b>3,961,358.44</b>	Cancelled, Abated or Adjusted (1982)
Libraries <b>26,250.00</b>	EQUALIZED VALUATION BASIS	Balance December 31, 1982 <b>68,420.00</b>
Other Educational Services	FOR NET DEBT COMPUTATION <b>162,214.600</b>	<b>CURRENT FINANCES DECEMBER 31, 1982</b>
<b>STATUTORY EXPENDITURES</b>	REAL PROPERTY VALUATIONS	<b>ASSETS</b>
Pensions & F. I. C. A. <b>83,862.45</b>	Code Class # of Parcels % VAL'N	Cash Dec. 31, 1982 <b>1,165,640.26</b>
Employee Fringe Benefits <b>20,830.00</b>	1 Vacant Land 69 .91 <b>995,300.00</b>	Taxes Receivable <b>46,670.28</b>
Other Statutory Expenditures <b>5,000.00</b>	2 Residential 1354 90.43 <b>99,210,400.00</b>	Tax Title Liens <b>1,207.98</b>
<b>CETA And Other Public Employment Programs</b>	3 Form <b>9,502,400.00</b>	Foreclosed Property <b>68,420.00</b>
<b>MUNICIPAL FUNCTIONS</b>	4a Commercial 89 <b>109,708,100.00</b>	Emergencies & Other Deferred Charges
<b>CAPITAL IMPROVEMENTS *MEMC*</b>	4b Industrial	State and Federal Aid Receivable <b>572.18</b>
<b>DEBT SERVICE</b>	4c Apartments	Other Receivables <b>1,623.62</b>
Principal Payments <b>130,000.00</b>	Total <b>1512</b>	Total <b>1,284,134.32</b>
Interest Payments <b>151,820.00</b>	Land Area <b>2.04</b> Sq. Miles	<b>LIABILITIES, RESERVES, AND SURPLUS</b>
<b>DEFERRED CHARGES</b>	Net Valuation Taxable-Municipal <b>110,069,378</b>	Cash Liabilities <b>393,141.60</b>
<b>SCHOOL, COUNTY, SPECIAL DISTRICT TAXES</b>	Net Valuation Taxable-County <b>166,313,572</b>	Reserves for Receivables <b>117,921.88</b>
<b>RESERVE FOR UNCOLLECTED TAXES</b>	State Equalized Valuation <b>180,891,425</b>	Surplus Dec. 31, 1982 <b>773,070.84</b>
<b>EXPENDITURES</b>	State Equalization Ratio <b>60.77</b>	Total <b>1,284,134.32</b>
<b>TOTAL</b>		



0904  
Population 1980 12,242  
Population 1982 12,254  
S & P Rating  
Moody Rating

General Tax Rate Per \$100.  
5.91  
State Equalized Tax Rate  
2.45

**HARRISON TOWN — HUDSON COUNTY**  
**Form of Government:**  
**Town Council**  
**Number of Members on Governing Body — 9**

PER CAPITAL PER CENT  
Gross Debt 400.11 Gross Debt 2.55  
Net Debt 196.07 Net Debt 1.25  
Debt Service 44.33 Tax Levy Collected 97.73  
Total Tax Levy 430.81 Tax Levy Cancelled, Abated  
Municipal Expenditures 771.43 or Adjusted .79

EXPENDITURES		REVENUES-REALIZED		1982 PROPERTY TAX	
<b>GENERAL GOVERNMENT</b>				<b>STATE EQUALIZED TAX RATE</b> →	
Governing Body & Public Boards	14,500.00	1982 Property Taxes Collected	5,157,002.79	Local District School Taxes	1.27 2,700,862.50
Municipal Clerk	133,525.00	1982 Payments in Lieu of Taxes	16,475.91	Regional & Consolidated School Tax	
Financial Administration	59,000.00	Delinquent Tax & Lien Collections	169,737.41	School Taxes in Municipal Budget	
Assessment of Taxes	27,100.00	Business Personalty Replacement Taxes	1,109,918.68	County Taxes	1.18 * 2,514,725.69
Collection of Taxes	74,050.00	Taxes from Public Utilities	7,260,448.00	County Library Taxes	
Planning, Housing & Development	18,575.00	Other Miscellaneous Tax Revenues	31,262.67	Local Municipal Purpose Taxes	
Human Resources	15,000.00	State Aid Revenues	141,744.20	Veteran & Senior Citizen Taxes	69,100.00
Elections	6,000.00	Federal Aid Revenues		Total Taxes for Rate Computation	2.45 5,284,688.19
General Administration (other)	354,450.00	State and Local Fiscal Assistance Act Utilized	358,138.99	Special District Taxes	
<b>JUDICIARY</b>		Sale of Acquired Property		Bank Corp. Taxes	2,356.33
Municipal Courts	56,475.00	Other Miscellaneous Revenues	556,004.74	Added and Omitted Taxes	61,156.74
<b>PUBLIC SAFETY</b>		Total	14,840,733.39	Total Taxes Levied - ABSTRACT	5,279,101.26
Fire Protection	1,631,470.50	Prior Years Surplus Appropriated	1,074,000.00	Total Taxes Billed	5,276,973.43
Police Protection	1,794,818.49	REVENUES TOTAL	15,514,733.39	1982 TAXES COLLECTED	5,157,002.79
Civil Defense & Disaster Control	9,200.00	Reserve For Uncollected Taxes	225,000.00	1982 Taxes Cancelled, Abated or Adjusted	41,921.05
Environmental Inspection & Control	27,275.00	CAPITAL OUTLAY TOTAL	240,764.77	Transfer to Tax Title Liens or Foreclosed	608.94
Other Public Safety	16,500.00			Balance Outstanding Dec. 31, 1982	77,440.65
<b>PUBLIC WORKS</b>				<b>PRIOR YEARS TAXES OUTSTANDING</b>	
Streets and Drainage	1,362,886.30	Public Enterprises	31,532.63	Balance January 1, 1982	273,501.83
Sewers and Sewage Processing	66,200.00	Recreation—Culture	18,283.42	Collected in 1982	169,737.41
Garbage and Trash Disposal	358,000.00	Public Works	112,476.76	Cancelled, Abated or Adjusted 1982	
Public Buildings and Grounds	206,175.00	Buildings and Grounds	63,892.76	Transfers to Tax Title Liens or Foreclosed	
Other Public Works		Library and Education	14,579.20	Balance December 31, 1982	103,764.42
<b>HEALTH and WELFARE</b>		Conservation		<b>TAX TITLE LIENS OUTSTANDING</b>	
Health Services Except Environmental	209,650.00	All Other		Balance January 1, 1982	8,408.44
Welfare-Public Assistance	69,100.00	CAPITAL DEBT AUTHORIZED, DECEMBER 31, 1982		Transfer From Taxes	608.94
Hospitals, Clinics, First Aid	8,000.00	ISSUED AND UNISSUED GROSS DEBT NET DEBT		Redeemed in 1982	
Animal, Insect, & Rodent Control	6,000.00	School 1,757,221		Cancelled, Abated or Adjusted (1982)	
Other Welfare Services		Self-liquidating		Transfers to Foreclosed Property	
<b>RECREATION and CONSERVATION</b>		Other 3,145,725	2,402,695	Balance December 31, 1982	9,017.38
Beaches and Boardwalks		Total 4,902,946	2,402,695	<b>PROPERTY ACQUIRED BY DEED OR FORECLOSURE</b>	
Parks, Playgrounds, Shade Trees	210,950.00			Balance January 1, 1982	16,700.00
Land Reclamation & Conservation		ISSUED AND OUTSTANDING		Transfers From Taxes or Liens	
Other Recreational Services	125,100.00	School 1,703,000.00		Sale for Cash (1982)	
<b>EDUCATION (excluding schools)</b>		Self-Liquidating		Cancelled, Abated or Adjusted (1982)	
Libraries	155,000.00	Other 1,560,500.00		Balance December 31, 1982	16,700.00
Other Educational Services	1,000.00	Total 3,663,500.00		<b>CURRENT FINANCES DECEMBER 31, 1982</b>	
<b>STATUTORY EXPENDITURES</b>		EQUALIZED VALUATION BASIS FOR NET DEBT COMPUTATION	192,212,397	ASSETS	
Pensions & F. I. C. A.	949,500.00	REAL PROPERTY VALUATIONS		Cash Dec. 31, 1982	3,622,091.22
Employee Fringe Benefits	568,200.00	Code Class # of Parcels % VAL'N ASSESSED VALUATION		Taxes Receivable	181,205.07
Other Statutory Expenditures	5,000.00	1 Vacant Land 116 1.33 1,157,900.00		Tax Title Liens	9,017.38
<b>CETA And Other Public Employment Programs</b>		2 Residential 1633 40.88 35,718,100.00		Foreclosed Property	16,700.00
<b>MUNICIPAL FUNCTIONS TOTAL</b>	8,618,700.29	3 Farm		Emergencies & Other Deferred Charges	
<b>CAPITAL IMPROVEMENTS *MEMO*</b>		4a Commercial 310 13.24 11,568,500.00		State and Federal Aid Receivable	15,088.42
<b>DEBT SERVICE</b>		4b Industrial 86 40.17 35,100,600.00		Other Receivables	11,406.66
Principal Payments	355,420.00	4c Apartments 73 4.38 3,629,950.00		Total	3,855,508.75
Interest Payments	187,768.38	Total 2218 87,375,050.00		<b>LIABILITIES, RESERVES, AND SURPLUS</b>	
<b>TYPE I SCHL DEBT *MEMO</b>	149,920.00	Land Area 1.20 Sq. Miles		Cash Liabilities	2,028,480.44
<b>DEFERRED CHARGES</b>	66,158.44	Net Valuation Taxable-Municipal	88,228,883	Reserves for Receivables	218,329.11
<b>SCHOOL, COUNTY, SPECIAL DISTRICT TAXES</b>	5,215,588.19	Net Valuation Taxable-County	219,735,101	Surplus Dec. 31, 1982	1,608,699.20
<b>RESERVE FOR UNCOLLECTED TAXES</b>	225,000.00	State Equalized Valuation	212,589,825	Total	3,855,508.75
<b>EXPENDITURES TOTAL</b>	14,668,635.30	State Equalization Ratio	41.38		

1981/3000

\* ABOVE DEBT SERVICE INCLUDES TYPE I SCHOOL DEBT

\*Includes County Health Service Taxes or County Vocational School Taxes. See Table 13.

Population 1980 **3,585**  
 Population 1982 **3,655**  
 S & P Rating  
 Moody Rating

General Tax Rate Per \$100. **3.46**  
 State Equalized Tax Rate **2.57**

**HARRISON TWP. - GLOUCESTER COUNTY**  
**Form of Government:**  
**Township Committee**  
**Number of Members on Governing Body - 3**

PER CAPITA:  
 Gross Debt **231.53**  
 Net Debt **69.66**  
 Debt Service  
 Total Tax Levy **555.42**  
 Municipal Expenditures **198.52**

PER CENT:  
 Gross Debt **1.23**  
 Net Debt **.37**  
 Tax Levy Collected **92.38**  
 Tax Levy Cancelled, Abated or Adjusted

EXPENDITURES		REVENUES-REALIZED		1982 PROPERTY TAX	
<b>GENERAL GOVERNMENT</b>				<b>STATE EQUALIZED TAX RATE</b>	
Governing Body & Public Boards		1982 Property Taxes Collected	<b>1,869,515.41</b>	Local District School Taxes	<b>.78</b>
Municipal Clerk		1982 Payments in Lieu of Taxes		Regional & Consolidated School Tax	<b>.92</b>
Financial Administration	<b>15,147.00</b>	Delinquent Tax & Lien Collections	<b>116,597.34</b>	School Taxes in Municipal Budget	
Assessment of Taxes	<b>13,960.00</b>	Business Personalty Replacement Taxes	<b>38,490.36</b>	County Taxes	<b>.62</b>
Collection of Taxes	<b>9,350.12</b>	Taxes from Public Utilities	<b>227,245.00</b>	County Library Taxes	<b>.02</b>
Planning, Housing & Development	<b>11,375.00</b>	Other Miscellaneous Tax Revenues		Local Municipal Purpose Taxes	<b>.22</b>
Human Resources		State Aid Revenues	<b>19,381.57</b>	Veteran & Senior Citizen Taxes	
Elections	<b>1,177.80</b>	Federal Aid Revenues		Total Taxes for Rate Computation	<b>2.56</b>
General Administration (other)	<b>86,736.69</b>	State and Local Fiscal Assistance Act Utilized	<b>19,640.03</b>	Special District Taxes	
<b>JUDICIARY</b>		Sale of Acquired Property		Bank Corp. Taxes	<b>6,258.92</b>
Municipal Courts	<b>17,716.00</b>	Other Miscellaneous Revenues	<b>69,240.15</b>	Added and Omitted Taxes	<b>9,166.94</b>
<b>PUBLIC SAFETY</b>		Total	<b>2,360,109.90</b>	Total Taxes Levied - ABSTRACT	<b>2,030,077.04</b>
Fire Protection	<b>4,960.00</b>	Prior Years Surplus Appropriated	<b>84,048.36</b>	Total Taxes Billed	<b>2,023,818.12</b>
Police Protection	<b>181,611.03</b>	REVENUES	<b>2,444,158.26</b>	1982 TAXES COLLECTED	<b>1,869,515.41</b>
Civil Defense & Disaster Control	<b>100.00</b>	Reserve For Uncollected Taxes	<b>170,084.34</b>	1982 Taxes Cancelled, Abated or Adjusted	
Environmental Inspection & Control	<b>7,199.00</b>	CAPITAL OUTLAY	<b>3,023.57</b>	Transfer to Tax Title Liens or Foreclosed	
Other Public Safety		TOTAL	<b>3,023.57</b>	Balance Outstanding Dec. 31, 1982	<b>154,302.71</b>
<b>PUBLIC WORKS</b>				<b>PRIOR YEARS TAXES OUTSTANDING</b>	
Streets and Drainage	<b>47,091.20</b>	Public Enterprises		Balance January 1, 1982	<b>127,794.71</b>
Sewers and Sewage Processing		Recreation—Culture		Collected in 1982	<b>116,417.46</b>
Garbage and Trash Disposal	<b>51,255.00</b>	Public Works	<b>3,023.57</b>	Cancelled, Abated or Adjusted 1982	
Public Buildings and Grounds	<b>20,875.94</b>	Buildings and Grounds		Transfers to Tax Title Liens or Foreclosed	
Other Public Works		Library and Education		Balance December 31, 1982	<b>11,377.25</b>
<b>HEALTH and WELFARE</b>		Conservation		<b>TAX TITLE LIENS OUTSTANDING</b>	
Health Services Except Environmental	<b>2,224.00</b>	All Other		Balance January 1, 1982	<b>18,913.57</b>
Welfare-Public Assistance	<b>2,989.00</b>	CAPITAL DEBT AUTHORIZED, DECEMBER 31, 1982		Transfer From Taxes	
Hospitals, Clinics, First Aid		ISSUED AND UNISSUED		Redeemed in 1982	<b>179.88</b>
Animal, Insect, & Rodent Control	<b>4,300.00</b>	School	<b>382,238</b>	Cancelled, Abated or Adjusted (1982)	
Other Welfare Services		Self-liquidating	<b>464,000</b>	Transfers to Foreclosed Property	
<b>RECREATION and CONSERVATION</b>		Other		Balance December 31, 1982	<b>18,733.69</b>
Beaches and Boardwalks		Total	<b>846,238</b>	<b>PROPERTY ACQUIRED BY DEED OR FORECLOSURE</b>	
Parks, Playgrounds, Shade Trees	<b>10,582.77</b>	ISSUED AND OUTSTANDING		Balance January 1, 1982	
Land Reclamation & Conservation	<b>2,158.00</b>	School	<b>382,238.72</b>	Transfers From Taxes or Liens	
Other Recreational Services		Self-Liquidating	<b>464,000.00</b>	Sale for Cash (1982)	
<b>EDUCATION (excluding schools)</b>		Other		Cancelled, Abated or Adjusted (1982)	
Libraries		Total	<b>846,238.72</b>	Balance December 31, 1982	
Other Educational Services		EQUALIZED VALUATION BASIS		<b>CURRENT FINANCES DECEMBER 31, 1982</b>	
<b>STATUTORY EXPENDITURES</b>		FOR NET DEBT COMPUTATION	<b>68,860.015</b>	<b>ASSETS</b>	
Pensions & F. I. C. A	<b>29,250.00</b>	REAL PROPERTY VALUATIONS		Cash Dec. 31, 1982	<b>414,448.60</b>
Employee Fringe Benefits	<b>10,000.00</b>	Code Class # of Parcels % VAL'N		Taxes Receivable	<b>165,679.96</b>
Other Statutory Expenditures		1 Vacant Land 205 3.90	<b>2,131,600.00</b>	Tax Title Liens	<b>18,733.69</b>
CETA And Other Public Employment Programs		2 Residential 805 63.20	<b>34,569,300.00</b>	Foreclosed Property	
<b>MUNICIPAL FUNCTIONS</b>	<b>530,058.55</b>	3 Farm 481 22.66	<b>12,391,500.00</b>	Emergencies & Other Deferred Charges	<b>9,474.65</b>
<b>CAPITAL IMPROVEMENTS</b>	<b>*MEMO* 5,000.00</b>	4a Commercial 61 6.82	<b>3,732,500.00</b>	State and Federal Aid Receivable	
<b>DEBT SERVICE</b>		4b Industrial		Other Receivables	<b>5,030.55</b>
Principal Payments		4c Apartments 3 3.42	<b>1,870,400.00</b>	Total	<b>613,367.45</b>
Interest Payments		Total 1555	<b>54,695,700.00</b>	<b>LIABILITIES, RESERVES, AND SURPLUS</b>	
<b>DEFERRED CHARGES</b>	<b>25,463.23</b>	Land Area 19.08 Sq. Miles		Cash Liabilities	<b>56,469.08</b>
SCHOOL, COUNTY, SPECIAL DISTRICT TAXES	<b>1,846,651.18</b>	Net Valuation Taxable-Municipal	<b>56,138,150</b>	Reserves for Receivables	<b>189,444.20</b>
RESERVE FOR UNCOLLECTED TAXES	<b>170,084.34</b>	Net Valuation Taxable-County	<b>75,433,502</b>	Surplus Dec. 31, 1982	<b>367,454.17</b>
<b>EXPENDITURES</b>	<b>TOTAL 2,572,257.30</b>	State Equalized Valuation	<b>74,958,176</b>	Total	<b>613,367.45</b>
		State Equalization Ratio	<b>74.40</b>		



Population 1980 363  
Population 1982 388  
S & P Rating  
Moody Rating

General Tax Rate Per \$100. 2.28  
State Equalized Tax Rate 1.06

# HARVEY CEDARS BOROUGH - OCEAN CO.

## Form of Government:

Commission (1911)

Number of Members on Governing Body - 3

## PER CAPITA:

Gross Debt 2,557.47  
Net Debt 1,023.65  
Debt Service 43.18  
Total Tax Levy 3,755.73  
Municipal Expenditures 2,030.03

## PER CENT:

Gross Debt .86  
Net Debt .34  
Tax Levy Collected 95.14  
Tax Levy Cancelled, Abated or Adjusted

EXPENDITURES		REVENUES-REALIZED		1982 PROPERTY TAX	
GENERAL GOVERNMENT				STATE EQUALIZED TAX RATE	
Governing Body & Public Boards		1982 Property Taxes Collected	1,384,644.96	Local District School Taxes .09	118,797.51
Municipal Clerk	7,760.00	1982 Payments in Lieu of Taxes		Regional & Consolidated School Tax .27	372,532.64
Financial Administration	6,450.00	Delinquent Tax & Lien Collections	56,200.18	School Taxes in Municipal Budget	
Assessment of Taxes	7,100.00	Business Personalty Replacement Taxes	2,973.96	County Taxes .41	* 557,126.82
Collection of Taxes	16,200.00	Taxes from Public Utilities	85,183.00	County Library Taxes .02	32,016.43
Planning, Housing & Development	5,200.00	Other Miscellaneous Tax Revenues	27,000.00	Local Municipal Purpose Taxes .27	362,800.00
Human Resources		State Aid Revenues	3,303.29	Veteran & Senior Citizen Taxes	6,800.00
Elections	1,200.00	Federal Aid Revenues		Total Taxes for Rate Computation 1.06	1,450,073.40
General Administration (other)	66,400.00	State and Local Fiscal Assistance Act Utilized	8,902.00	Special District Taxes	
JUDICIARY		Sale of Acquired Property		Bank Corp. Taxes	1,797.45
Municipal Courts	4,450.00	Other Miscellaneous Revenues	137,178.75	Added and Omitted Taxes	12,151.05
PUBLIC SAFETY		Total	1,705,386.14	Total Taxes Levied - ABSTRACT	1,457,221.90
Fire Protection	11,000.00	Prior Years Surplus Appropriated	191,900.00	Total Taxes Billed	1,455,424.45
Police Protection	172,500.00	REVENUES TOTAL	1,897,286.14	1982 TAXES COLLECTED	1,384,644.96
Civil Defense & Disaster Control	1,000.00	Reserve For Uncollected Taxes	101,950.00	1982 Taxes Cancelled, Abated or Adjusted	
Environmental Inspection & Control	12,500.00	CAPITAL OUTLAY TOTAL	45,210.96	Transfer to Tax Title Liens or Foreclosed	
Other Public Safety		Public Enterprises	36,013.96	Balance Outstanding Dec. 31, 1982	70,779.49
PUBLIC WORKS		Recreation—Culture		PRIOR YEARS TAXES OUTSTANDING	
Streets and Drainage	127,425.00	Public Works	9,197.00	Balance January 1, 1982	56,360.18
Sewers and Sewage Processing		Buildings and Grounds		Collected in 1982	56,200.18
Garbage and Trash Disposal	58,000.00	Library and Education		Cancelled, Abated or Adjusted 1982	160.00
Public Buildings and Grounds	11,000.00	Conservation		Transfers to Tax Title Liens or Foreclosed	
Other Public Works		All Other		Balance December 31, 1982	
HEALTH and WELFARE		CAPITAL DEBT AUTHORIZED, DECEMBER 31, 1982		TAX TITLE LIENS OUTSTANDING	
Health Services Except Environmental	1,000.00	ISSUED AND UNISSUED		Balance January 1, 1982	1,403.80
Welfare-Public Assistance	500.00	School	164,752	Transfer From Taxes	
Hospitals, Clinics, First Aid	4,000.00	Self-liquidating	777,000	Redeemed in 1982	
Animal, Insect, & Rodent Control	1,500.00	Other	50,547	Cancelled, Abated or Adjusted (1982)	
Other Welfare Services		Total	992,299	Transfers to Foreclosed Property	
RECREATION and CONSERVATION		ISSUED AND OUTSTANDING		Balance December 31, 1982	1,403.80
Beaches and Boardwalks	58,300.00	School	164,752.06	PROPERTY ACQUIRED BY DEED OR FORECLOSURE	
Parks, Playgrounds, Shade Trees		Self-Liquidating	739,000.00	Balance January 1, 1982	9,465.00
Land Reclamation & Conservation		Other		Transfers From Taxes or Liens	
Other Recreational Services	7,250.00	Total	903,752.06	Sale for Cash (1982)	
EDUCATION (excluding schools)		EQUALIZED VALUATION BASIS		Cancelled, Abated or Adjusted (1982)	
Libraries	200.00	FOR NET DEBT COMPUTATION	115,822,898	Balance December 31, 1982	9,465.00
Other Educational Services		REAL PROPERTY VALUATIONS		CURRENT FINANCES DECEMBER 31, 1982	
STATUTORY EXPENDITURES		Code Class # of Parcels % VAL'N		ASSETS	
Pensions & F. I. C. A.	40,314.00	1 Vacant Land 208 5.86	3,688,400.00	Cash Dec. 31, 1982	516,255.55
Employee Fringe Benefits	22,700.00	2 Residential 958 91.13	57,399,780.00	Taxes Receivable	70,779.49
Other Statutory Expenditures	4,000.00	3 Farm		Tax Title Liens	1,403.80
CETA And Other Public Employment Programs		4a Commercial 33 3.02	1,901,450.00	Foreclosed Property	9,465.00
MUNICIPAL FUNCTIONS TOTAL	647,949.00	4b Industrial		Emergencies & Other Deferred Charges	40,600.00
CAPITAL IMPROVEMENTS *MEMO*	1,000.00	4c Apartments		State and Federal Aid Receivable	27,000.00
DEBT SERVICE		Total 1199	62,989,630.00	Other Receivables	89,114.63
Principal Payments	15,300.00	Land Area .55 Sq. Miles		Total	754,618.47
Interest Payments	1,453.50	Net Valuation Taxable-Municipal	63,315,805	LIABILITIES, RESERVES, AND SURPLUS	
DEFERRED CHARGES	21,000.00	Net Valuation Taxable-County	119,561,635	Cash Liabilities	359,501.79
SCHOOL, COUNTY, SPECIAL DISTRICT TAXES	1,080,473.40	State Equalized Valuation	135,933,059	Reserves for Receivables	170,762.92
RESERVE FOR UNCOLLECTED TAXES	101,950.00	State Equalization Ratio	46.45	Surplus Dec. 31, 1982	224,353.76
EXPENDITURES TOTAL	1,868,125.90			Total	754,618.47



0225

Population 1980 **12,166**  
 Population 1982 **12,075**  
 S & P Rating  
 Moody Rating

General Tax Rate Per \$100.  
 State Equalized Tax Rate  
**2.76**  
**2.05**

**HASBROUCK HEIGHTS BORO. - BERGEN CO.**  
**Form of Government:**  
**Borough Council**  
**Number of Members on Governing Body - 6**

PER CAPITA:  
 Grass Debt **96.32**  
 Net Debt **74.61**  
 Debt Service **17.64**  
 Total Tax Levy **639.46**  
 Municipal Expenditures **301.39**

PER CENT:  
 Grass Debt **.35**  
 Net Debt **.27**  
 Tax Levy Collected **98.84**  
 Tax Levy Cancelled, Abated or Adjusted **.21**

EXPENDITURES		REVENUES-REALIZED		1982 PROPERTY TAX	
GENERAL GOVERNMENT				STATE EQUALIZED TAX RATE <b>1.19</b>	
Governing Body & Public Boards	10,423.00	1982 Property Taxes Collected	7,626,466.25	Local District School Taxes	4,458,424.50
Municipal Clerk	35,400.00	1982 Payments in Lieu of Taxes		Regional & Consolidated School Tax	
Financial Administration	14,000.00	Delinquent Tax & Lien Collections	59,230.72	School Taxes in Municipal Budget	
Assessment of Taxes	48,352.00	Business Personalty Replacement Taxes	103,307.76	County Taxes	1,277,639.64
Collection of Taxes	60,436.34	Taxes from Public Utilities	752,568.00	County Library Taxes	
Planning, Housing & Development	18,216.46	Other Miscellaneous Tax Revenues		Local Municipal Purpose Taxes	1,933,040.00
Human Resources		State Aid Revenues	111,158.70	Veteran & Senior Citizen Taxes	141,850.00
Elections	7,484.69	Federal Aid Revenues		Total Taxes for Rate Computation	7,810,954.14
General Administration (other)	326,203.17	State and Local Fiscal Assistance Act Utilized	98,174.50	Special District Taxes	
JUDICIARY		Sale of Acquired Property		Bank Corp. Taxes	13,081.58
Municipal Courts	37,400.00	Other Miscellaneous Revenues	271,868.79	Added and Omitted Taxes	39,260.68
PUBLIC SAFETY		Total	9,022,774.72	Total Taxes Levied - ABSTRACT	7,721,446.40
Fire Protection	109,889.17	Prior Years Surplus Appropriated	408,000.00	Total Taxes Billed	7,715,795.63
Police Protection	918,216.97	REVENUES TOTAL	9,430,774.72	1982 TAXES COLLECTED	7,626,466.25
Civil Defense & Disaster Control		Reserve For Uncollected Taxes	168,817.00	1982 Taxes Cancelled, Abated or Adjusted	16,358.52
Environmental Inspection & Control	28,310.61	CAPITAL OUTLAY TOTAL	93,981.48	Transfer to Tax Title Liens or Foreclosed	2,381.88
Other Public Safety				Balance Outstanding Dec. 31, 1982	70,431.66
PUBLIC WORKS				PRIOR YEARS TAXES OUTSTANDING	
Streets and Drainage	227,941.17	Public Enterprises		Balance January 1, 1982	60,616.30
Sewers and Sewage Processing	264,252.51	Recreation—Culture	5,389.84	Collected in 1982	59,230.72
Garbage and Trash Disposal	250,421.74	Public Works	81,695.34	Cancelled, Abated or Adjusted 1982	
Public Buildings and Grounds	30,686.28	Buildings and Grounds	6,896.30	Transfers to Tax Title Liens or Foreclosed	
Other Public Works	50,035.45	Library and Education		Balance December 31, 1982	1,385.58
HEALTH and WELFARE		Conservation		TAX TITLE LIENS OUTSTANDING	
Health Services Except Environmental	33,783.39	All Other		Balance January 1, 1982	14,651.00
Welfare-Public Assistance	12,500.00	CAPITAL DEBT AUTHORIZED, DECEMBER 31, 1982		Transfer From Taxes	2,381.88
Hospitals, Clinics, First Aid		ISSUED AND UNISSUED GROSS DEBT		Redeemed in 1982	
Animal, Insect, & Rodent Control	3,500.00	School	258,600	Cancelled, Abated or Adjusted (1982)	
Other Welfare Services		Self-liquidating		Transfers to Foreclosed Property	
RECREATION and CONSERVATION		Other	904,515	Balance December 31, 1982	17,032.88
Beaches and Boardwalks		Total	1,163,115	PROPERTY ACQUIRED BY DEED OR FORECLOSURE	
Parks, Playgrounds, Shade Trees	115,350.00			Balance January 1, 1982	313,430.00
Land Reclamation & Conservation		ISSUED AND OUTSTANDING		Transfers From Taxes or Liens	
Other Recreational Services	37,255.14	School	258,600.00	Sale for Cash (1982)	
EDUCATION (excluding schools)		Self-Liquidating		Cancelled, Abated or Adjusted (1982)	
Libraries	104,655.88	Other	721,890.00	Balance December 31, 1982	313,430.00
Other Educational Services		Total	990,490.00	CURRENT FINANCES DECEMBER 31, 1982	
STATUTORY EXPENDITURES		EQUALIZED VALUATION BASIS		ASSETS	
Pensions & F. I. C. A.	329,447.87	FOR NET DEBT COMPUTATION	335,770,656	Cash Dec. 31, 1982	728,698.14
Employee Fringe Benefits	89,367.49	REAL PROPERTY VALUATIONS		Taxes Receivable	71,817.24
Other Statutory Expenditures	10,000.00	Code Class # of Parcels % VAL'N	ASSESSED VALUATION	Tax Title Liens	17,032.88
CETA And Other Public Employment Programs		1 Vacant Land 156 1.06	2,940,600.00	Foreclosed Property	313,430.00
MUNICIPAL FUNCTIONS TOTAL	3,173,529.33	2 Residential 3270 71.42	197,522,650.00	Emergencies & Other Deferred Charges	57,000.00
CAPITAL IMPROVEMENTS *MEMC*	10,000.00	3 Farm		State and Federal Aid Receivable	
DEBT SERVICE		4a Commercial 144 21.47	59,380,800.00	Other Receivables	11,531.90
Principal Payments	155,535.00	4b Industrial 10 1.45	4,012,300.00	Total	1,199,510.16
Interest Payments	57,487.78	4c Apartments 24 4.60	12,726,500.00	LIABILITIES, RESERVES, AND SURPLUS	
		Total 3604	276,592,850.00	Cash Liabilities	185,461.49
DEFERRED CHARGES	83,865.97	Land Area 1.50 Sq. Miles		Reserves for Receivables	413,812.02
SCHOOL, COUNTY, SPECIAL DISTRICT TAXES	5,736,064.14	Net Valuation Taxable-Municipal	278,135,324	Surplus Dec. 31, 1982	600,236.65
RESERVE FOR UNCOLLECTED TAXES	168,817.00	Net Valuation Taxable-County	348,260,118	Total	1,199,510.16
EXPENDITURES TOTAL	9,375,299.22	State Equalized Valuation	373,607,656		
		State Equalization Ratio	74.34		

Population 1980 3,509  
 Population 1982 3,486  
 S & P Rating  
 Moody Rating A

General Tax Rate Per \$100.

State Equalized Tax Rate 4.28  
 2.25

**HAWORTH BOROUGH - BERGEN COUNTY****Form of Government:****Borough Council****Number of Members on Governing Body - 6****PER CAPITAL:**

Gross Debt 1,340.77  
 Net Debt 1,279.33  
 Debt Service 106.92  
 Total Tax Levy 1,057.64  
 Principal Expenditures 468.61

**PER CENT:**

Gross Debt 3.12  
 Net Debt 2.97  
 Tax Levy Collected 98.95  
 Tax Levy Cancelled, Abated or Adjusted .05

EXPENDITURES		REVENUES-REALIZED		1982 PROPERTY TAX	
<b>GENERAL GOVERNMENT</b>				<b>STATE EQUALIZED TAX RATE</b> →	
Governing Body & Public Boards		1982 Property Taxes Collected	3,645,742.42	Local District School Taxes .70	1,138,449.00
Municipal Clerk		1982 Payments in Lieu of Taxes		Regional & Consolidated School Tax .71	1,156,970.99
Financial Administration	14,990.00	Delinquent Tax & Lien Collections	25,281.96	School Taxes in Municipal Budget	
Assessment of Taxes	6,275.00	Business Personalty Replacement Taxes	19,974.04	County Taxes .32	530,249.52
Collection of Taxes	7,561.00	Taxes from Public Utilities	457,944.00	County Library Taxes	
Planning, Housing & Development	5,945.00	Other Miscellaneous Tax Revenues		Local Municipal Purpose Taxes .52	850,374.52
Human Resources		State Aid Revenues	28,600.72	Veteran & Senior Citizen Taxes	25,300.00
Elections	550.00	Federal Aid Revenues		Total Taxes for Rate Computation 2.25	3,701,344.03
General Administration (other)	124,941.20	State and Local Fiscal Assistance Act Utilized	28,721.30	Special District Taxes	
<b>JUDICIARY</b>		Sale of Acquired Property	2,450.00	Bank Corp. Taxes	2,324.80
Municipal Courts	13,158.18	Other Miscellaneous Revenues	104,365.45	Added and Omitted Taxes	8,563.99
<b>PUBLIC SAFETY</b>		Total	4,313,079.89	Total Taxes Levied - ABSTRACT	3,686,932.82
Fire Protection	66,900.00	Prior Years Surplus Appropriated	215,000.00	Total Taxes Billed	3,684,608.02
Police Protection	390,478.06	REVENUES TOTAL	4,528,079.89	1982 TAXES COLLECTED	3,645,742.42
Civil Defense & Disaster Control	400.00	Reserve For Uncollected Taxes	86,182.17	1982 Taxes Cancelled, Abated or Adjusted	1,921.72
Environmental Inspection & Control	9,940.00	<b>CAPITAL OUTLAY TOTAL</b>	91,755.73	Transfer to Tax Title Liens or Foreclosed	449.40
Other Public Safety				Balance Outstanding Dec. 31, 1982	36,494.48
<b>PUBLIC WORKS</b>				<b>PRIOR YEARS TAXES OUTSTANDING</b>	
Streets and Drainage	108,911.50	Public Enterprises		Balance January 1, 1982	32,067.35
Sewers and Sewage Processing	62,086.85	Recreation—Culture	447.18	Collected in 1982	25,281.96
Garbage and Trash Disposal	82,274.00	Public Works	69,663.12	Cancelled, Abated or Adjusted 1982	252.79
Public Buildings and Grounds	18,352.00	Buildings and Grounds	21,645.43	Transfers to Tax Title Liens or Foreclosed	
Other Public Works	20,300.00	Library and Education		Balance December 31, 1982	6,532.60
<b>HEALTH and WELFARE</b>		Conservation		<b>TAX TITLE LIENS OUTSTANDING</b>	
Health Services Except Environmental	5,707.00	All Other		Balance January 1, 1982	1,503.51
Welfare-Public Assistance	450.00	<b>CAPITAL DEBT AUTHORIZED, DECEMBER 31, 1982</b>		Transfer From Taxes	697.43
Hospitals, Clinics, First Aid	600.00	<b>ISSUED AND UNISSUED GROSS DEBT</b>		Redeemed in 1982	
Animal, Insect, & Rodent Control	550.00	School	214,201	Cancelled, Abated or Adjusted (1982)	
Other Welfare Services		Self-liquidating		Transfers to Foreclosed Property	
<b>RECREATION and CONSERVATION</b>		Other	4,459,735	Balance December 31, 1982	2,200.94
Beaches and Boardwalks		Total	4,673,936	<b>PROPERTY ACQUIRED BY DEED OR FORECLOSURE</b>	
Parks, Playgrounds, Shade Trees	69,454.68	<b>ISSUED AND OUTSTANDING</b>		Balance January 1, 1982	92,436.00
Land Reclamation & Conservation		School	214,201.28	Transfers From Taxes or Liens	
Other Recreational Services	9,451.00	Self-Liquidating		Sale for Cash (1982)	2,450.00
<b>EDUCATION (excluding schools)</b>		Other	4,340,510.00	Cancelled, Abated or Adjusted (1982)	
Libraries	38,640.00	Total	4,554,711.28	Balance December 31, 1982	89,986.00
Other Educational Services		<b>EQUALIZED VALUATION BASIS</b>		<b>CURRENT FINANCES DECEMBER 31, 1982</b>	
<b>STATUTORY EXPENDITURES</b>		<b>FOR NET DEBT COMPUTATION</b>	149,925,821	<b>ASSETS</b>	
Pensions & F. I. C. A.	78,987.00	<b>REAL PROPERTY VALUATIONS</b>		Cash Dec. 31, 1982	561,730.27
Employee Fringe Benefits	24,000.00	Code Class # of Parcels % VAL'N		Taxes Receivable	43,027.08
Other Statutory Expenditures	4,000.00	1 Vacant Land 47 .66	564,700.00	Tax Title Liens	2,200.94
<b>CETA And Other Public Employment Programs</b>		2 Residential 1076 85.19	73,070,400.00	Foreclosed Property	89,986.00
<b>MUNICIPAL FUNCTIONS TOTAL</b>	1,164,902.47	3 Farm 1 .16	133,600.00	Emergencies & Other Deferred Charges	7,735.00
<b>CAPITAL IMPROVEMENTS *MEMO*</b>	14,600.00	4a Commercial 48 14.00	12,006,300.00	State and Federal Aid Receivable	
<b>DEBT SERVICE</b>		4b Industrial		Other Receivables	8,415.02
Principal Payments	141,618.00	4c Apartments		Total	713,094.31
Interest Payments	231,105.26	Total 1172	85,775,000.00	<b>LIABILITIES, RESERVES, AND SURPLUS</b>	
<b>DEFERRED CHARGES</b>	9,782.83	Land Area 1.97 Sq. Miles		Cash Liabilities	161,667.63
<b>SCHOOL, COUNTY, SPECIAL DISTRICT TAXES</b>	2,825,669.51	Net Valuation Taxable-Municipal	86,055,175	Reserves for Receivables	143,629.04
<b>RESERVE FOR UNCOLLECTED TAXES</b>	86,182.17	Net Valuation Taxable-County	152,522,455	Surplus Dec. 31, 1982	407,797.64
<b>EXPENDITURES TOTAL</b>	4,459,260.24	State Equalized Valuation	163,228,474	Total	713,094.31
		State Equalization Ratio	52.64		



Population 1980 **18,200**  
 Population 1982 **18,622**  
 S & P Rating  
 Moody Rating **A**

General Tax Rate Per \$100.

State Equalized Tax Rate **4.71**  
**2.16**

**HAWTHORNE BOROUGH - PASSAIC CO.****Form of Government:****Commission (1911)****Number of Members on Governing Body - 3****PER CAPITA:**

Gross Debt **218.81**  
 Net Debt **103.26**  
 Debt Service **9.37**  
 Total Tax Levy **600.69**  
 Municipal Expenditures **231.41**

**PER CENT:**

Gross Debt **.88**  
 Net Debt **.41**  
 Tax Levy Collected **97.78**  
 Tax Levy Cancelled, Abated or Adjusted

EXPENDITURES		REVENUES-REALIZED		1982 PROPERTY TAX	
<b>GENERAL GOVERNMENT</b>				<b>STATE EQUALIZED TAX RATE</b> <b>1.33</b>	
Governing Body & Public Boards		1982 Property Taxes Collected	<b>10,925,099.14</b>	Local District School Taxes	<b>6,830,550.00</b>
Municipal Clerk	<b>49,994.00</b>	1982 Payments in Lieu of Taxes		Regional & Consolidated School Tax	
Financial Administration	<b>20,750.00</b>	Delinquent Tax & Lien Collections	<b>161,830.15</b>	School Taxes in Municipal Budget	
Assessment of Taxes	<b>28,665.00</b>	Business Personalty Replacement Taxes	<b>278,340.12</b>	County Taxes	<b>2,954,994.16</b>
Collection of Taxes	<b>75,672.00</b>	Taxes from Public Utilities	<b>1,008,435.00</b>	County Library Taxes	
Planning, Housing & Development	<b>35,148.00</b>	Other Miscellaneous Tax Revenues		Local Municipal Purpose Taxes	<b>1,344,992.00</b>
Human Resources		State Aid Revenues	<b>129,199.24</b>	Veteran & Senior Citizen Taxes	<b>230,500.00</b>
Elections	<b>6,000.00</b>	Federal Aid Revenues		Total Taxes for Rate Computation	<b>11,361,036.16</b>
General Administration (other)	<b>189,473.00</b>	State and Local Fiscal Assistance Act Utilized	<b>59,080.60</b>	Special District Taxes	
<b>JUDICIARY</b>		Sale of Acquired Property		Bank Corp. Taxes	<b>28,711.37</b>
Municipal Courts	<b>37,191.00</b>	Other Miscellaneous Revenues	<b>686,063.19</b>	Added and Omitted Taxes	<b>26,818.53</b>
<b>PUBLIC SAFETY</b>		Total	<b>13,288,047.44</b>	Total Taxes Levied - ABSTRACT	<b>11,186,066.06</b>
Fire Protection	<b>114,698.00</b>	Prior Years Surplus Appropriated	<b>950,000.00</b>	Total Taxes Billed	<b>11,173,445.27</b>
Police Protection	<b>762,087.00</b>	REVENUES TOTAL	<b>14,238,047.44</b>	1982 TAXES COLLECTED	<b>10,925,099.14</b>
Civil Defense & Disaster Control	<b>3,950.00</b>	Reserve For Uncollected Taxes	<b>659,304.00</b>	1982 Taxes Cancelled, Abated or Adjusted	<b>94.20</b>
Environmental Inspection & Control	<b>29,493.00</b>	CAPITAL OUTLAY TOTAL	<b>88,667.74</b>	Transfer to Tax Title Liens or Foreclosed	<b>3,014.40</b>
Other Public Safety				Balance Outstanding Dec. 31, 1982	<b>245,237.53</b>
<b>PUBLIC WORKS</b>				<b>PRIOR YEARS TAXES OUTSTANDING</b>	
Streets and Drainage	<b>402,003.00</b>	Public Enterprises		Balance January 1, 1982	<b>167,668.04</b>
Sewers and Sewage Processing	<b>284,409.00</b>	Recreation—Culture		Collected in 1982	<b>161,681.54</b>
Gorbage and Trash Disposal	<b>544,190.76</b>	Public Works	<b>68,586.62</b>	Cancelled, Abated or Adjusted 1982	<b>.01</b>
Public Buildings and Grounds	<b>55,980.00</b>	Buildings and Grounds	<b>20,081.12</b>	Transfers to Tax Title Liens or Foreclosed	<b>2,232.00</b>
Other Public Works		Library and Education		Balance December 31, 1982	<b>3,754.49</b>
<b>HEALTH and WELFARE</b>		Conservation		<b>TAX TITLE LIENS OUTSTANDING</b>	
Health Services Except Environmental	<b>51,738.00</b>	All Other		Balance January 1, 1982	<b>7,447.57</b>
Welfare-Public Assistance	<b>5,447.00</b>			Transfer From Taxes	<b>5,674.34</b>
Hospitals, Clinics, First Aid				Redeemed in 1982	<b>148.61</b>
Animal, Insect, & Rodent Control				Cancelled, Abated or Adjusted (1982)	
Other Welfare Services	<b>360.00</b>			Transfers to Foreclosed Property	
<b>RECREATION and CONSERVATION</b>				Balance December 31, 1982	<b>12,973.30</b>
Beaches and Boardwalks	<b>17,396.00</b>			<b>PROPERTY ACQUIRED BY DEED OR FORECLOSURE</b>	
Parks, Playgrounds, Shade Trees				Balance January 1, 1982	<b>27,855.00</b>
Land Reclamation & Conservation				Transfers From Taxes or Liens	
Other Recreational Services	<b>121,228.00</b>			Sole for Cash (1982)	
<b>EDUCATION (excluding schools)</b>				Cancelled, Abated or Adjusted (1982)	
Libraries	<b>144,683.00</b>			Balance December 31, 1982	<b>27,855.00</b>
Other Educational Services				<b>CURRENT FINANCES DECEMBER 31, 1982</b>	
<b>STATUTORY EXPENDITURES</b>				<b>ASSETS</b>	
Pensions & F. I. C. A.	<b>282,353.00</b>			Cash Dec. 31, 1982	<b>2,161,539.45</b>
Employee Fringe Benefits	<b>147,842.60</b>			Taxes Receivable	<b>248,992.02</b>
Other Statutory Expenditures	<b>6,500.00</b>			Tax Title Liens	<b>12,973.30</b>
CETA And Other Public Employment Programs				Foreclosed Property	<b>27,855.00</b>
<b>MUNICIPAL FUNCTIONS TOTAL</b>	<b>3,457,251.36</b>			Emergencies & Other Deferred Charges	
<b>CAPITAL IMPROVEMENTS *MEMC*</b>	<b>52,609.24</b>			State and Federal Aid Receivable	<b>1,447.37</b>
<b>DEBT SERVICE</b>				Other Receivables	
Principal Payments	<b>174,530.00</b>			Total	<b>2,452,807.14</b>
Interest Payments				<b>LIABILITIES, RESERVES, AND SURPLUS</b>	
	<b>18,296.37</b>			Cash Liabilities	<b>666,232.25</b>
<b>DEFERRED CHARGES</b>				Reserves for Receivables	<b>269,820.32</b>
SCHOOL, COUNTY, SPECIAL DISTRICT TAXES	<b>9,785,544.16</b>			Surplus Dec. 31, 1982	<b>1,496,754.57</b>
RESERVE FOR UNCOLLECTED TAXES	<b>659,304.00</b>			Total	<b>2,452,807.14</b>
<b>EXPENDITURES TOTAL</b>	<b>14,054,925.89</b>				



Population 1980 **23,013**  
 Population 1982 **22,971**  
 S & P Rating  
 Moody Rating **A**

General Tax Rate Per \$100. **3.76**  
 State Equalized Tax Rate **2.52**

# HAZLET TOWNSHIP – MONMOUTH CO.

## Form of Government:

## Township Committee

## Number of Members on Governing Body – 5

## PER CAPITA:

Gross Debt **305.86**  
 Net Debt **158.43**  
 Debt Service **18.30**  
 Total Tax Levy **449.96**  
 Municipal Expenditures **183.96**

## PER CENT:

Gross Debt **1.86**  
 Net Debt **.56**  
 Tax Levy Collected **98.35**  
 Tax Levy Cancelled, Abated or Adjusted

EXPENDITURES		REVENUES REALIZED		1982 PROPERTY TAX	
GENERAL GOVERNMENT				STATE EQUALIZED TAX RATE <b>1.49</b>	
Governing Body & Public Boards		1982 Property Taxes Collected	<b>10,149,417.00</b>	Local District School Taxes	<b>6,103,554.38</b>
Municipal Clerk		1982 Payments in Lieu of Taxes	<b>64,118.00</b>	Regional & Consolidated School Tax	
Financial Administration	<b>37,577.00</b>	Delinquent Tax & Lien Collections	<b>190,017.26</b>	School Taxes in Municipal Budget	
Assessment of Taxes	<b>34,971.00</b>	Business Personalty Replacement Taxes	<b>180,213.88</b>	County Taxes	<b>2,155,844.66</b>
Collection of Taxes	<b>52,174.00</b>	Taxes from Public Utilities	<b>888,043.00</b>	County Library Taxes	<b>82,624.20</b>
Planning, Housing & Development	<b>20,080.00</b>	Other Miscellaneous Tax Revenues		Local Municipal Purpose Taxes	<b>1,960,679.00</b>
Human Resources		State Aid Revenues	<b>223,368.17</b>	Veteran & Senior Citizen Taxes	<b>167,600.00</b>
Elections		Federal Aid Revenues		Total Taxes for Rate Computation	<b>2.52</b>
General Administration (other)	<b>551,561.00</b>	State and Local Fiscal Assistance Act Utilized	<b>188,094.00</b>	Special District Taxes	
JUDICIARY		Sale of Acquired Property		Bank Corp. Taxes	<b>16,251.93</b>
Municipal Courts	<b>45,159.00</b>	Other Miscellaneous Revenues	<b>371,973.53</b>	Added and Omitted Taxes	<b>16,993.10</b>
PUBLIC SAFETY		Total	<b>12,255,244.84</b>	Total Taxes Levied - ABSTRACT	<b>10,335,947.27</b>
Fire Protection	<b>316,500.00</b>	Prior Years Surplus Appropriated	<b>300,000.00</b>	Total Taxes Billed	<b>10,319,695.34</b>
Police Protection	<b>1,152,272.62</b>	REVENUES TOTAL	<b>12,555,244.84</b>	1982 TAXES COLLECTED	<b>10,149,417.00</b>
Civil Defense & Disaster Control	<b>10,203.00</b>	Reserve For Uncollected Taxes	<b>266,867.00</b>	1982 Taxes Cancelled, Abated or Adjusted	
Environmental Inspection & Control	<b>38,208.12</b>	CAPITAL OUTLAY TOTAL	<b>134,665.35</b>	Transfer to Tax Title Liens or Foreclosed	
Other Public Safety		Public Enterprises		Balance Outstanding Dec. 31, 1982	<b>170,278.34</b>
PUBLIC WORKS		Recreation—Culture	<b>38,000.00</b>	PRIOR YEARS TAXES OUTSTANDING	
Streets and Drainage	<b>551,454.00</b>	Public Works	<b>96,665.35</b>	Balance January 1, 1982	<b>190,680.27</b>
Sewers and Sewage Processing		Buildings and Grounds		Collected in 1982	<b>184,201.88</b>
Gorbage and Trash Disposal		Library and Education		Cancelled, Abated or Adjusted 1982	
Public Buildings and Grounds	<b>129,513.00</b>	Conservation		Transfers to Tax Title Liens or Foreclosed	
Other Public Works	<b>8,165.00</b>	All Other		Balance December 31, 1982	<b>6,478.39</b>
HEALTH and WELFARE		CAPITAL DEBT AUTHORIZED, DECEMBER 31, 1982		TAX TITLE LIENS OUTSTANDING	
Health Services Except Environmental	<b>74,287.00</b>	ISSUED AND UNISSUED		Balance January 1, 1982	<b>13,138.15</b>
Welfare-Public Assistance	<b>32,181.00</b>	School	<b>3,297,000</b>	Transfer From Taxes	
Hospitals, Clinics, First Aid	<b>2,000.00</b>	Self-liquidating	<b>238,000</b>	Redeemed in 1982	<b>5,815.38</b>
Animal, Insect, & Rodent Control		Other	<b>3,490,945</b>	Cancelled, Abated or Adjusted (1982)	
Other Welfare Services		Total	<b>7,025,945</b>	Transfers to Foreclosed Property	
RECREATION and CONSERVATION		ISSUED AND OUTSTANDING		Balance December 31, 1982	<b>7,322.77</b>
Beaches and Boardwalks		School	<b>3,257,000.00</b>	PROPERTY ACQUIRED BY DEED OR FORECLOSURE	
Parks, Playgrounds, Shade Trees		Self-Liquidating	<b>238,000.00</b>	Balance January 1, 1982	<b>166,500.00</b>
Land Reclamation & Conservation	<b>20,885.00</b>	Other	<b>3,332,550.00</b>	Transfers From Taxes or Liens	
Other Recreational Services	<b>116,286.88</b>	Total	<b>6,867,550.00</b>	Sale for Cash (1982)	<b>6,000.00</b>
EDUCATION (excluding schools)		EQUALIZED VALUATION BASIS		Cancelled, Abated or Adjusted (1982)	
Libraries	<b>38,715.00</b>	FOR NET DEBT COMPUTATION	<b>378,295,513</b>	Balance December 31, 1982	<b>160,500.00</b>
Other Educational Services		REAL PROPERTY VALUATIONS		CURRENT FINANCES DECEMBER 31, 1982	
STATUTORY EXPENDITURES		Code Class # of Parcels % VAL'N		ASSETS	
Pensions & F. I. C. A.	<b>253,646.96</b>	1 Vacant Land 362 2.19	<b>5,969,850.00</b>	Cash Dec. 31, 1982	<b>1,228,132.21</b>
Employee Fringe Benefits		2 Residential 5662 83.86	<b>228,162,700.00</b>	Taxes Receivable	<b>176,756.73</b>
Other Statutory Expenditures		3 Farm 12 .14	<b>373,400.00</b>	Tax Title Liens	<b>7,322.77</b>
CETA And Other Public Employment Programs		4a Commercial 154 11.67	<b>31,743,300.00</b>	Foreclosed Property	<b>160,500.00</b>
MUNICIPAL FUNCTIONS TOTAL	<b>3,525,839.58</b>	4b Industrial 7 2.14	<b>5,831,000.00</b>	Emergencies & Other Deferred Charges	<b>6,996.26</b>
CAPITAL IMPROVEMENTS *MEMO*	<b>5,000.00</b>	4c Apartments		State and Federal Aid Receivable	<b>30,093.79</b>
DEBT SERVICE		Total 6197	<b>272,060,250.00</b>	Other Receivables	<b>2,770.47</b>
Principal Payments	<b>136,000.00</b>	Land Area 5.60 Sq. Miles		Total	<b>1,612,572.23</b>
Interest Payments	<b>284,456.32</b>	Net Valuation Taxable-Municipal	<b>273,594,959</b>	LIABILITIES, RESERVES, AND SURPLUS	
DEFERRED CHARGES	<b>12,528.58</b>	Net Valuation Taxable-County	<b>403,160,408</b>	Cash Liabilities	<b>727,608.19</b>
SCHOOL, COUNTY, SPECIAL DISTRICT TAXES	<b>8,342,023.24</b>	State Equalized Valuation	<b>407,847,289</b>	Reserves for Receivables	<b>347,349.97</b>
RESERVE FOR UNCOLLECTED TAXES	<b>266,867.00</b>	State Equalization Ratio	<b>66.96</b>	Surplus Dec. 31, 1982	<b>537,614.07</b>
EXPENDITURES TOTAL	<b>12,567,714.72</b>			Total	<b>1,612,572.23</b>

1206

Population 1980 955  
 Population 1982 953  
 S & P Rating  
 Moody Rating

General Tax Rate Per \$100.

State Equalized Tax Rate 4.50  
 2.87

## HELMETTA BOROUGH - MIDDLESEX CO.

## Form of Government:

## Borough Council

## Number of Members on Governing Body - 6

## PER CAPITA:

Gross Debt 258.68  
 Net Debt 222.26  
 Debt Service 47.96  
 Total Tax Levy 631.50  
 Municipal Expenditures 415.78

## PER CENT:

Gross Debt 1.26  
 Net Debt 1.09  
 Tax Levy Collected 90.95  
 Tax Levy Cancelled, Abated  
 or Adjusted

EXPENDITURES		REVENUES-REALIZED		1982 PROPERTY TAX	
GENERAL GOVERNMENT				STATE EQUALIZED TAX RATE 1.62	
Governing Body & Public Boards		1982 Property Taxes Collected	547,332.35	Local District School Taxes	340,561.00
Municipal Clerk		1982 Payments in Lieu of Taxes		Regional & Consolidated School Tax	
Financial Administration	2,750.00	Delinquent Tax & Lien Collections	39,624.36	School Taxes in Municipal Budget	
Assessment of Taxes	14,788.00	Business Personalty Replacement Taxes	68,541.32	County Taxes	132,998.21
Collection of Taxes	9,949.00	Taxes from Public Utilities	64,584.00	County Library Taxes	
Planning, Housing & Development	4,800.00	Other Miscellaneous Tax Revenues		Local Municipal Purpose Taxes	126,860.39
Human Resources		State Aid Revenues	8,161.72	Veteran & Senior Citizen Taxes	8,050.00
Elections	325.00	Federal Aid Revenues	24,000.00	Total Taxes for Rate Computation	608,469.60
General Administration (other)	55,430.10	State and Local Fiscal Assistance Act Utilized	10,320.00	Special District Taxes	
JUDICIARY		Sale of Acquired Property		Bank Corp. Taxes	
Municipal Courts	3,275.00	Other Miscellaneous Revenues	45,433.14	Added and Omitted Taxes	1,402.17
PUBLIC SAFETY				Total Taxes Levied - ABSTRACT	601,821.77
Fire Protection	10,645.00			Total Taxes Billed	601,821.77
Police Protection	98,570.00	Prior Years Surplus Appropriated	32,000.00	1982 TAXES COLLECTED	547,332.35
Civil Defense & Disaster Control	550.00	REVENUES TOTAL	839,996.89	1982 Taxes Cancelled, Abated or Adjusted	
Environmental Inspection & Control	3,250.00	Reserve For Uncollected Taxes	52,000.00	Transfer to Tax Title Liens or Foreclosed	
Other Public Safety		CAPITAL OUTLAY TOTAL	825.00	Balance Outstanding Dec. 31, 1982	54,489.42
PUBLIC WORKS				PRIOR YEARS TAXES OUTSTANDING	
Streets and Drainage	17,425.00	Public Enterprises		Balance January 1, 1982	51,829.03
Sewers and Sewage Processing		Recreation—Culture		Collected in 1982	39,624.36
Garbage and Trash Disposal	14,200.00	Public Works	825.00	Cancelled, Abated or Adjusted 1982	
Public Buildings and Grounds	6,450.00	Buildings and Grounds		Transfers to Tax Title Liens or Foreclosed	
Other Public Works		Library and Education		Balance December 31, 1982	12,204.67
HEALTH and WELFARE		Conservation		TAX TITLE LIENS OUTSTANDING	
Health Services Except Environmental	3,835.00	All Other		Balance January 1, 1982	17,112.00
Welfare-Public Assistance	325.00	CAPITAL DEBT AUTHORIZED, DECEMBER 31, 1982		Transfer From Taxes	
Hospitals, Clinics, First Aid	100.00	ISSUED AND UNISSUED GROSS DEBT NET DEBT		Redeemed in 1982	
Animal, Insect, & Rodent Control		School		Cancelled, Abated or Adjusted (1982)	
Other Welfare Services		Self-liquidating		Transfers to Foreclosed Property	
RECREATION and CONSERVATION		Other	246,521	Balance December 31, 1982	17,112.00
Beaches and Boardwalks		Total	246,521	PROPERTY ACQUIRED BY DEED OR	
Parks, Playgrounds, Shade Trees	25.00	ISSUED AND OUTSTANDING		FORECLOSURE	
Land Reclamation & Conservation	32,000.00	School		Balance January 1, 1982	
Other Recreational Services	1,800.00	Self-Liquidating		Transfers From Taxes or Liens	
EDUCATION (excluding schools)		Other	235,000.00	Sale for Cash (1982)	
Libraries		Total	235,000.00	Cancelled, Abated or Adjusted (1982)	
Other Educational Services		EQUALIZED VALUATION BASIS		Balance December 31, 1982	
STATUTORY EXPENDITURES		FOR NET DEBT COMPUTATION	19,493,918	CURRENT FINANCES DECEMBER 31, 1982	
Pensions & F. I. C. A.	16,540.00	REAL PROPERTY VALUATIONS		ASSETS	
Employee Fringe Benefits		Code Class # of Parcels % VAL'N		Cash Dec. 31, 1982	276,221.60
Other Statutory Expenditures	1,500.00	1 Vacant Land 89 3.78	500,300.00	Taxes Receivable	66,694.09
CETA And Other Public Employment Programs		2 Residential 307 67.36	8,911,300.00	Tax Title Liens	17,112.00
MUNICIPAL FUNCTIONS TOTAL	258,532.10	3 Farm		Foreclosed Property	
CAPITAL IMPROVEMENTS *MEMO*		4a Commercial 6 2.37	313,000.00	Emergencies & Other Deferred Charges	11,000.00
DEBT SERVICE		4b Industrial 32 26.49	3,504,600.00	State and Federal Aid Receivable	
Principal Payments	20,000.00	4c Apartments		Other Receivables	22,134.69
Interest Payments	25,705.00	Total	13,229,200.00	Total	393,162.38
DEFERRED CHARGES		Land Area .80 Sq. Miles		LIABILITIES, RESERVES, AND SURPLUS	
SCHOOL, COUNTY, SPECIAL DISTRICT TAXES	473,559.21	Net Valuation Taxable-Municipal	13,372,000	Cash Liabilities	236,527.46
RESERVE FOR UNCOLLECTED TAXES	52,000.00	Net Valuation Taxable-County	23,660,048	Reserves for Receivables	84,924.03
EXPENDITURES TOTAL	869,796.31	State Equalized Valuation	20,884,725	Surplus Dec. 31, 1982	71,710.89
		State Equalization Ratio	63.78	Total	393,162.38

0419

Population 1980 **1,250**  
 Population 1982 **1,251**  
 S & P Rating  
 Moody Rating

General Tax Rate Per \$100.

**8.81**

State Equalized Tax Rate

**3.49****HI-NELLA BOROUGH - CAMDEN COUNTY****Form of Government:****Borough Council****Number of Members on Governing Body - 6**

## PER CAPITA

Gross Debt **81.33**Net Debt **81.33**Debt Service **15.17**Total Tax Levy **328.72**Municipal Expenditures **202.52**

## PER CENT:

Gross Debt **1.00**Net Debt **1.00**Tax Levy Collected **95.81**Tax Levy Cancelled, Abated  
or Adjusted

EXPENDITURES		REVENUES-REALIZED		1982 PROPERTY TAX	
<b>GENERAL GOVERNMENT</b>				<b>STATE EQUALIZED TAX RATE</b> <span style="float:right">1.90</span>	
Governing Body & Public Boards		1982 Property Taxes Collected	<b>393,678.88</b>	Local District School Taxes	<b>224,433.55</b>
Municipal Clerk		1982 Payments in Lieu of Taxes		Regional & Consolidated School Tax	
Financial Administration	<b>8,336.00</b>	Delinquent Tax & Lien Collections	<b>5,202.14</b>	School Taxes in Municipal Budget	
Assessment of Taxes	<b>4,610.00</b>	Business Personalty Replocement Taxes	<b>4,456.68</b>	County Taxes	<b>111,932.44</b>
Collection of Taxes	<b>2,724.16</b>	Taxes from Public Utilities	<b>55,183.00</b>	County Library Taxes	<b>2,580.00</b>
Planning, Housing & Development	<b>175.00</b>	Other Miscellaneous Tax Revenues		Local Municipal Purpose Taxes	<b>71,844.00</b>
Human Resources		State Aid Reveneues	<b>25,392.64</b>	Veteran & Senior Citizen Taxes	<b>6,050.00</b>
Elections	<b>1,550.00</b>	Federal Aid Revenues		Total Taxes far Rate Computation	<b>416,839.99</b>
General Administration (other)	<b>28,565.00</b>	State and Local Fiscal Assistance Act Utilized	<b>5,563.00</b>	Special District Taxes	
<b>JUDICIARY</b>		Sale of Acquired Property		Bank Corp. Taxes	<b>439.22</b>
Municipal Courts	<b>9,959.04</b>	Other Miscellaneous Revenues	<b>110,045.10</b>	Added and Omitted Taxes	
<b>PUBLIC SAFETY</b>		Total	<b>559,521.44</b>	Total Taxes Levied - ABSTRACT	<b>411,229.21</b>
Fire Protection	<b>8,031.49</b>	Prior Years Surplus Appropriated	<b>26,000.00</b>	Total Taxes Billed	<b>410,913.35</b>
Police Protection	<b>38,395.96</b>	REVENUES TOTAL	<b>625,521.44</b>	1982 TAXES COLLECTED	<b>393,678.88</b>
Civil Defense & Disaster Control	<b>25.00</b>	Reserve For Uncollected Taxes	<b>44,487.13</b>	1982 Taxes Cancelled, Abated or Adjusted	
Environmental Inspection & Control	<b>1,025.00</b>			Transfer to Tax Title Liens or Foreclosed	
Other Public Safety		<b>CAPITAL OUTLAY</b>	<b>2,854.81</b>	Balance Outstanding Dec. 31, 1982	<b>17,234.47</b>
<b>PUBLIC WORKS</b>		Total		<b>PRIOR YEARS TAXES OUTSTANDING</b>	
Streets and Drainage	<b>5,350.00</b>	Public Enterprises		Balance January 1, 1982	<b>12,068.24</b>
Sewers and Sewage Processing	<b>58,760.00</b>	Recreation—Culture		Collected in 1982	<b>5,202.14</b>
Garbage and Trash Disposal	<b>7,900.00</b>	Public Works	<b>2,854.81</b>	Cancelled, Abated or Adjusted 1982	
Public Buildings and Grounds	<b>3,794.72</b>	Buildings and Grounds		Transfers to Tax Title Liens or Foreclosed	
Other Public Works		Library and Education		Balance December 31, 1982	<b>6,866.10</b>
<b>HEALTH and WELFARE</b>		Conservation		<b>TAX TITLE LIENS OUTSTANDING</b>	
Health Services Except Environmental	<b>100.00</b>	All Other		Balance January 1, 1982	<b>4,357.78</b>
Welfare-Public Assistance	<b>300.00</b>	<b>CAPITAL DEBT AUTHORIZED, DECEMBER 31, 1982</b>		Transfer From Taxes	
Hospitals, Clinics, First Aid		ISSUED AND UNISSUED		Redeemed in 1982	
Animal, Insect, & Rodent Control	<b>55.00</b>	School		Cancelled, Abated or Adjusted (1982)	
Other Welfare Services		Self-liquidating		Transfers to Foreclosed Property	
<b>RECREATION and CONSERVATION</b>		Other	<b>101,748</b>	Balance December 31, 1982	<b>4,357.78</b>
Beaches and Boardwalks		Total	<b>101,748</b>	<b>PROPERTY ACQUIRED BY DEED OR FORECLOSURE</b>	
Parks, Playgrounds, Shade Trees	<b>2,657.10</b>	ISSUED AND OUTSTANDING		Balance January 1, 1982	<b>950.00</b>
Land Reclamation & Conservation	<b>50.00</b>	School		Transfers From Taxes or Liens	
Other Recreational Services	<b>435.32</b>	Self-Liquidating		Sale for Cash (1982)	
<b>EDUCATION (excluding schools)</b>		Other	<b>70,000.00</b>	Cancelled, Abated or Adjusted (1982)	
Libraries	<b>1,600.00</b>	Total	<b>70,000.00</b>	Balance December 31, 1982	<b>950.00</b>
Other Educational Services		<b>EQUALIZED VALUATION BASIS</b>		<b>CURRENT FINANCES DECEMBER 31, 1982</b>	
<b>STATUTORY EXPENDITURES</b>		FOR NET DEBT COMPUTATION	<b>10,218,522</b>	<b>ASSETS</b>	
Pensions & F. I. C. A.	<b>4,820.84</b>	<b>REAL PROPERTY VALUATIONS</b>		Cash Dec. 31, 1982	<b>266,012.02</b>
Employee Fringe Benefits		Code Class # of Parcels % VAL'N		Taxes Receivable	<b>24,100.57</b>
Other Statutory Expenditures		1 Vacant Land 15 1.77	<b>81,670.00</b>	Tax Title Liens	<b>4,357.78</b>
<b>CETA And Other Public Employment Programs</b>		2 Residential 124 41.99	<b>1,936,450.00</b>	Foreclosed Property	<b>950.00</b>
<b>MUNICIPAL FUNCTIONS</b>	<b>189,219.63</b>	3 Farm 2 .90	<b>41,612.00</b>	Emergencies & Other Deferred Charges	<b>6,308.84</b>
<b>CAPITAL IMPROVEMENTS</b>	<b>*MEMO*</b>	4a Commercial 9 15.15	<b>698,750.00</b>	State and Federal Aid Receivable	
<b>DEBT SERVICE</b>		4b Industrial 1 2.03	<b>93,650.00</b>	Other Receivables	<b>18,761.63</b>
Principal Payments	<b>15,000.00</b>	4c Apartments 3 38.15	<b>1,759,600.00</b>	Total	<b>320,490.84</b>
Interest Payments	<b>3,971.86</b>	Total 154	<b>4,611,732.00</b>	<b>LIABILITIES, RESERVES, AND SURPLUS</b>	
<b>DEFERRED CHARGES</b>	<b>675.17</b>	Land Area .23 Sq. Miles		Cash Liabilities	<b>61,005.51</b>
<b>SCHOOL, COUNTY, SPECIAL DISTRICT TAXES</b>	<b>338,945.99</b>	Net Valuation Taxable-Municipal	<b>4,665,228</b>	Reserves for Receivables	<b>48,169.98</b>
<b>RESERVE FOR UNCOLLECTED TAXES</b>	<b>44,487.13</b>	Net Valuation Taxable-County	<b>5,539,353</b>	Surplus Dec. 31, 1982	<b>211,315.35</b>
<b>EXPENDITURES</b>		State Equalized Valuation	<b>11,711,059</b>	Total	<b>320,490.84</b>
<b>TOTAL</b>	<b>592,299.78</b>	State Equalization Ratio	<b>39.56</b>		

1981/3000



\*Includes County Health Service Taxes or County Vocational School Taxes. See Table 13.



Population 1980 **3,435**  
 Population 1982 **3,410**  
 S & P Rating  
 Moody Rating **A**

General Tax Rate Per \$100. **4.49**  
 State Equalized Tax Rate **2.52**

**HIGH BRIDGE BOROUGH – HUNTERDON CO.****Form of Government:****Borough Council****Number of Members on Governing Body – 6****PER CAPITA:**

Gross Debt **674.93**  
 Net Debt **214.01**  
 Debt Service **17.43**  
 Total Tax Levy **559.99**  
 Municipal Expenditures **252.92**

**PER CENT:**

Gross Debt **3.29**  
 Net Debt **1.04**  
 Tax Levy Collected **92.68**  
 Tax Levy Cancelled, Abated or Adjusted **.16**

EXPENDITURES		REVENUES-REALIZED		1982 PROPERTY TAX	
<b>GENERAL GOVERNMENT</b>				<b>STATE EQUALIZED TAX RATE</b>	
Governing Body & Public Boards		1982 Property Taxes Collected	<b>1,771,485.68</b>	Local District School Taxes	<b>1.01</b>
Municipal Clerk		1982 Payments in Lieu of Taxes		Regional & Consolidated School Tax	<b>.72</b>
Financial Administration	<b>7,891.81</b>	Delinquent Tax & Lien Collections	<b>104,544.52</b>	School Taxes in Municipal Budget	
Assessment of Taxes	<b>37,360.00</b>	Business Personalty Replacement Taxes	<b>64,678.12</b>	County Taxes	<b>.46</b>
Collection of Taxes	<b>7,625.00</b>	Taxes from Public Utilities	<b>85,848.00</b>	County Library Taxes	<b>.03</b>
Planning, Housing & Development	<b>8,715.29</b>	Other Miscellaneous Tax Revenues		Local Municipal Purpose Taxes	<b>.30</b>
Human Resources		State Aid Revenues	<b>61,562.21</b>	Veteran & Senior Citizen Taxes	
Elections		Federal Aid Revenues		Total Taxes for Rate Computation	<b>2.52</b>
General Administration (other)	<b>117,473.12</b>	State and Local Fiscal Assistance Act Utilized	<b>23,070.20</b>	Special District Taxes	
<b>JUDICIARY</b>		Sale of Acquired Property		Bank Corp. Taxes	<b>2,190.05</b>
Municipal Courts	<b>9,250.00</b>	Other Miscellaneous Revenues	<b>110,403.36</b>	Added and Omitted Taxes	<b>5,520.29</b>
<b>PUBLIC SAFETY</b>		Total	<b>2,241,592.09</b>	Total Taxes Levied - ABSTRACT	<b>1,909,573.72</b>
Fire Protection	<b>18,250.00</b>	Prior Years Surplus Appropriated	<b>210,000.00</b>	Total Taxes Billed	<b>1,911,440.88</b>
Police Protection	<b>120,619.00</b>	REVENUES TOTAL	<b>2,451,592.09</b>	1982 TAXES COLLECTED	<b>1,771,485.68</b>
Civil Defense & Disaster Control	<b>500.00</b>	Reserve For Uncollected Taxes	<b>145,699.30</b>	1982 Taxes Cancelled, Abated or Adjusted	<b>3,042.06</b>
Environmental Inspection & Control	<b>487.80</b>	CAPITAL OUTLAY TOTAL	<b>46,117.30</b>	Transfer to Tax Title Liens or Foreclosed	<b>16,171.98</b>
Other Public Safety				Balance Outstanding Dec. 31, 1982	<b>120,741.16</b>
<b>PUBLIC WORKS</b>				<b>PRIOR YEARS TAXES OUTSTANDING</b>	
Streets and Drainage	<b>129,331.88</b>	Public Enterprises	<b>12,187.50</b>	Balance January 1, 1982	<b>105,724.92</b>
Sewers and Sewage Processing		Recreation—Culture		Collected in 1982	<b>98,032.23</b>
Garbage and Trash Disposal	<b>49,875.00</b>	Public Works	<b>23,690.75</b>	Cancelled, Abated or Adjusted 1982	<b>141.47</b>
Public Buildings and Grounds	<b>19,363.55</b>	Buildings and Grounds	<b>8,989.05</b>	Transfers to Tax Title Liens or Foreclosed	<b>5,808.84</b>
Other Public Works	<b>25,287.00</b>	Library and Education	<b>1,250.00</b>	Balance December 31, 1982	<b>1,742.38</b>
<b>HEALTH and WELFARE</b>		Conservation		<b>TAX TITLE LIENS OUTSTANDING</b>	
Health Services Except Environmental	<b>112.19</b>	All Other		Balance January 1, 1982	<b>15,704.03</b>
Welfare-Public Assistance	<b>1,357.09</b>	CAPITAL DEBT AUTHORIZED, DECEMBER 31, 1982		Transfer From Taxes	<b>22,840.90</b>
Hospitals, Clinics, First Aid		ISSUED AND UNISSUED		Redeemed in 1982	<b>6,512.29</b>
Animal, Insect, & Rodent Control		School	<b>682,463</b>	Cancelled, Abated or Adjusted (1982)	<b>1,426.87</b>
Other Welfare Services		Self-liquidating	<b>1,317,645</b>	Transfers to Foreclosed Property	
<b>RECREATION and CONSERVATION</b>		Other	<b>301,397</b>	Balance December 31, 1982	<b>30,605.77</b>
Beaches and Boardwalks		Total	<b>2,301,505</b>	<b>PROPERTY ACQUIRED BY DEED OR FORECLOSURE</b>	
Parks, Playgrounds, Shade Trees	<b>1,500.00</b>	ISSUES AND OUTSTANDING		Balance January 1, 1982	
Land Reclamation & Conservation	<b>25.00</b>	School	<b>682,463.34</b>	Transfers From Taxes or Liens	
Other Recreational Services	<b>2,757.70</b>	Self-Liquidating	<b>1,314,035.00</b>	Sale for Cash (1982)	
<b>EDUCATION (excluding schools)</b>		Other	<b>173,461.50</b>	Cancelled, Abated or Adjusted (1982)	
Libraries	<b>4,864.00</b>	Total	<b>2,169,959.84</b>	Balance December 31, 1982	
Other Educational Services		EQUALIZED VALUATION BASIS		<b>CURRENT FINANCES DECEMBER 31, 1982</b>	
<b>STATUTORY EXPENDITURES</b>		FOR NET DEBT COMPUTATION	<b>70,029,087</b>	<b>ASSETS</b>	
Pensions & F. I. C. A.	<b>36,000.00</b>	REAL PROPERTY VALUATIONS		Cash Dec. 31, 1982	<b>968,664.79</b>
Employee Fringe Benefits	<b>21,244.00</b>	Code Class # of Parcels % VAL'N		Taxes Receivable	<b>122,483.54</b>
Other Statutory Expenditures	<b>5,000.00</b>	1 Vacant Land 170 4.00	<b>1,684,580.00</b>	Tax Title Liens	<b>30,605.77</b>
<b>CETA And Other Public Employment Programs</b>		2 Residential 1023 85.15	<b>35,861,520.00</b>	Foreclosed Property	
<b>MUNICIPAL FUNCTIONS</b>	<b>624,885.43</b>	3 Farm 26 1.54	<b>650,420.00</b>	Emergencies & Other Deferred Charges	<b>41,822.78</b>
<b>CAPITAL IMPROVEMENTS</b>	<b>*MEMO*</b>	4a Commercial 29 3.62	<b>1,523,600.00</b>	State and Federal Aid Receivable	<b>1,467.64</b>
<b>DEBT SERVICE</b>		4b Industrial 10 5.16	<b>2,173,000.00</b>	Other Receivables	<b>29,427.75</b>
Principal Payments	<b>40,258.12</b>	4c Apartments 2 .53	<b>224,700.00</b>	Total	<b>1,194,472.27</b>
Interest Payments	<b>19,190.76</b>	Total 1260	<b>42,117,820.00</b>	<b>LIABILITIES, RESERVES, AND SURPLUS</b>	
<b>DEFERRED CHARGES</b>	<b>32,434.39</b>	Land Area 2.30 Sq. Miles		Cash Liabilities	<b>778,666.16</b>
<b>SCHOOL, COUNTY, SPECIAL DISTRICT TAXES</b>	<b>1,673,260.08</b>	Net Valuation Taxable-Municipal	<b>42,448,126</b>	Reserves for Receivables	<b>182,517.06</b>
<b>RESERVE FOR UNCOLLECTED TAXES</b>	<b>145,699.30</b>	Net Valuation Taxable-County	<b>74,034,705</b>	Surplus Dec. 31, 1982	<b>233,289.05</b>
<b>EXPENDITURES</b>	<b>2,535,732.08</b>	State Equalized Valuation	<b>75,499,701</b>	Total	<b>1,194,472.27</b>
		State Equalization Ratio	<b>56.04</b>		

1207

Population 1980 **13,396**  
 Population 1982 **13,187**  
 S & P Rating  
 Moody Rating **A**

General Tax Rate Per \$100. **4.77**  
 State Equalized Tax Rate **3.62**

**HIGHLAND PARK BORO. - MIDDLESEX CO.**  
**Form of Government:**  
**Borough Council**  
**Number of Members on Governing Body - 6**

PER CAPITA

Gross Debt **435.25**  
 Net Debt **171.37**  
 Debt Service **14.89**  
 Total Tax Levy **697.07**  
 Municipal Expenditures **278.23**

PER CENT:

Gross Debt **2.39**  
 Net Debt **.94**  
 Tax Levy Collected **97.52**  
 Tax Levy Cancelled, Abated or Adjusted

EXPENDITURES		REVENUES-REALIZED		1982 PROPERTY TAX	
<b>GENERAL GOVERNMENT</b>				<b>STATE EQUALIZED TAX RATE</b> →	
Governing Body & Public Boards		1982 Property Taxes Collected	<b>8,969,874.62</b>	Local District School Taxes <b>2.12</b>	<b>5,376,740.25</b>
Municipal Clerk		1982 Payments in Lieu of Taxes		Regional & Consolidated School Tax	
Financial Administration	<b>52,500.00</b>	Delinquent Tax & Lien Collections	<b>101,727.71</b>	School Taxes in Municipal Budget	
Assessment of Taxes	<b>22,300.00</b>	Business Personalty Replacement Taxes	<b>133,207.32</b>	County Taxes <b>.60</b>	<b>1,517,601.20</b>
Collection of Taxes	<b>23,325.00</b>	Taxes from Public Utilities	<b>515,879.00</b>	County Library Taxes	
Planning, Housing & Development	<b>7,655.00</b>	Other Miscellaneous Tax Revenues		Local Municipal Purpose Taxes <b>.89</b>	<b>2,271,257.36</b>
Human Resources	<b>33,710.00</b>	State Aid Revenues	<b>195,484.41</b>	Veteran & Senior Citizen Taxes	<b>84,300.00</b>
Elections	<b>4,510.00</b>	Federal Aid Revenues		Total Taxes for Rate Computation <b>3.61</b>	<b>9,249,898.81</b>
General Administration (other)	<b>386,918.00</b>	State and Local Fiscal Assistance Act Utilized	<b>106,905.35</b>	Special District Taxes	
<b>JUDICIARY</b>		Sale of Acquired Property		Bank Corp. Taxes	<b>11,531.32</b>
Municipal Courts	<b>31,900.00</b>	Other Miscellaneous Revenues	<b>345,623.26</b>	Added and Omitted Taxes	<b>15,197.60</b>
<b>PUBLIC SAFETY</b>		Total	<b>10,368,701.67</b>	Total Taxes Levied - ABSTRACT	<b>9,192,327.73</b>
Fire Protection	<b>164,348.00</b>	Prior Years Surplus Appropriated	<b>64,000.00</b>	Total Taxes Billed	<b>9,198,400.31</b>
Police Protection	<b>818,359.34</b>	REVENUES TOTAL	<b>10,432,701.67</b>	1982 TAXES COLLECTED	<b>8,969,874.62</b>
Civil Defense & Disaster Control	<b>1,500.00</b>	Reserve For Uncollected Taxes	<b>274,060.09</b>	1982 Taxes Cancelled, Abated or Adjusted	
Environmental Inspection & Control	<b>38,834.00</b>	CAPITAL OUTLAY TOTAL	<b>850,382.72</b>	Transfer to Tax Title Liens or Foreclosed	
Other Public Safety		Public Enterprises	<b>581,419.37</b>	Balance Outstanding Dec. 31, 1982	<b>228,525.69</b>
<b>PUBLIC WORKS</b>		Recreation—Culture		<b>PRIOR YEARS TAXES OUTSTANDING</b>	
Streets and Drainage	<b>344,073.00</b>	Public Works	<b>257,056.94</b>	Balance January 1, 1982	<b>526,502.53</b>
Sewers and Sewage Processing		Buildings and Grounds	<b>11,906.41</b>	Collected in 1982	<b>101,617.71</b>
Garbage and Trash Disposal	<b>220,949.00</b>	Library and Education		Cancelled, Abated or Adjusted 1982	
Public Buildings and Grounds	<b>55,373.41</b>	Conservation		Transfers to Tax Title Liens or Foreclosed	
Other Public Works	<b>43,398.00</b>	All Other		Balance December 31, 1982	<b>424,884.82</b>
<b>HEALTH and WELFARE</b>		CAPITAL DEBT AUTHORIZED, DECEMBER 31, 1982		<b>TAX TITLE LIENS OUTSTANDING</b>	
Health Services Except Environmental	<b>22,021.00</b>	ISSUED AND UNISSUED		Balance January 1, 1982	<b>16,165.08</b>
Welfare-Public Assistance	<b>36,217.00</b>	School	<b>2,614,000</b>	Transfer From Taxes	
Hospitals, Clinics, First Aid		Self-Liquidating	<b>760,000</b>	Redeemed in 1982	<b>110.00</b>
Animal, Insect, & Rodent Control	<b>5,000.00</b>	Other	<b>2,365,623</b>	Cancelled, Abated or Adjusted (1982)	
Other Welfare Services		Total	<b>5,739,623</b>	Transfers to Foreclosed Property	
<b>RECREATION and CONSERVATION</b>		ISSUED AND OUTSTANDING		Balance December 31, 1982	<b>16,055.08</b>
Beaches and Boardwalks		School	<b>2,614,000.00</b>	<b>PROPERTY ACQUIRED BY DEED OR FORECLOSURE</b>	
Parks, Playgrounds, Shade Trees	<b>9,000.00</b>	Self-Liquidating	<b>760,000.00</b>	Balance January 1, 1982	<b>34,356.20</b>
Land Reclamation & Conservation	<b>100.00</b>	Other	<b>1,520,000.00</b>	Transfers From Taxes or Liens	
Other Recreational Services	<b>34,500.00</b>	Total	<b>4,894,000.00</b>	Sale for Cash (1982)	
<b>EDUCATION (excluding schools)</b>		EQUALIZED VALUATION BASIS		Cancelled, Abated or Adjusted (1982)	
Libraries	<b>110,000.00</b>	FOR NET DEBT COMPUTATION	<b>239,982,278</b>	Balance December 31, 1982	<b>34,356.20</b>
Other Educational Services	<b>9,442.00</b>	REAL PROPERTY VALUATIONS		<b>CURRENT FINANCES DECEMBER 31, 1982</b>	
<b>STATUTORY EXPENDITURES</b>		Code Class # of Parcels % VAL'N		<b>ASSETS</b>	
Pensions & F. I. C. A.	<b>315,226.61</b>	1 Vacant Land 134 1.43	<b>2,725,500.00</b>	Cash Dec. 31, 1982	<b>645,140.94</b>
Employee Fringe Benefits	<b>110,700.00</b>	2 Residential 2596 68.46	<b>130,672,900.00</b>	Taxes Receivable	<b>653,410.51</b>
Other Statutory Expenditures	<b>25,000.00</b>	3 Farm		Tax Title Liens	<b>16,055.08</b>
<b>CETA And Other Public Employment Programs</b>		4a Commercial 158 9.79	<b>18,661,200.00</b>	Foreclosed Property	<b>34,356.20</b>
<b>MUNICIPAL FUNCTIONS TOTAL</b>	<b>2,966,859.36</b>	4b Industrial 11 2.17	<b>4,136,100.00</b>	Emergencies & Other Deferred Charges	<b>19,000.00</b>
<b>CAPITAL IMPROVEMENTS *MEMO*</b>	<b>50,000.00</b>	4c Apartments 51 18.15	<b>34,647,300.00</b>	State and Federal Aid Receivable	<b>1,073.78</b>
<b>DEBT SERVICE</b>		Total 2950	<b>190,863,000.00</b>	Other Receivables	<b>50,689.09</b>
Principal Payments	<b>100,000.00</b>	Land Area 1.80 Sq. Miles		Total	<b>1,419,725.60</b>
Interest Payments	<b>56,295.00</b>	Net Valuation Taxable-Municipal	<b>192,519,973</b>	<b>LIABILITIES, RESERVES, AND SURPLUS</b>	
<b>DEFERRED CHARGES</b>	<b>231,772.28</b>	Net Valuation Taxable-County	<b>272,952,138</b>	Cash Liabilities	<b>282,694.90</b>
<b>SCHOOL, COUNTY, SPECIAL DISTRICT TAXES</b>	<b>6,894,341.45</b>	State Equalized Valuation	<b>253,458,896</b>	Reserves for Receivables	<b>754,510.88</b>
<b>RESERVE FOR UNCOLLECTED TAXES</b>	<b>274,060.09</b>	State Equalization Ratio	<b>75.80</b>	Surplus Dec. 31, 1982	<b>382,519.82</b>
<b>EXPENDITURES TOTAL</b>	<b>10,563,328.18</b>			Total	<b>1,419,725.60</b>



Population 1980 **5,187**  
 Population 1982 **5,080**  
 S & P Rating  
 Moody Rating **A**

General Tax Rate Per \$100.

State Equalized Tax Rate  
**4.82**  
**2.73**

**HIGHLANDS BOROUGH - MONMOUTH CO.****Form of Government:****Small Municipality Plan C (OMCL 50)****Number of Members on Governing Body - 5****PER CAPITA:**

Gross Debt **346.79**  
 Net Debt **207.22**  
 Debt Service **21.71**  
 Total Tax Levy **589.25**  
 Municipal Expenditures **322.69**

**PER CENT:**

Gross Debt **1.93**  
 Net Debt **1.15**  
 Tax Levy Collected **90.65**  
 Tax Levy Cancelled, Abated or Adjusted **.29**

EXPENDITURES		REVENUES-REALIZED		1982 PROPERTY TAX	
<b>GENERAL GOVERNMENT</b>				<b>STATE EQUALIZED TAX RATE</b>	
Governing Body & Public Boards		1982 Property Taxes Collected	<b>2,710,836.51</b>	Local District School Taxes	<b>.76</b> <b>820,734.00</b>
Municipal Clerk	<b>22,100.00</b>	1982 Payments in Lieu of Taxes	<b>264.79</b>	Regional & Consolidated School Tax	<b>.84</b> <b>901,770.57</b>
Financial Administration	<b>42,400.00</b>	Delinquent Tax & Lien Collections	<b>181,503.71</b>	School Taxes in Municipal Budget	
Assessment of Taxes	<b>31,400.23</b>	Business Personalty Replacement Taxes	<b>27,388.64</b>	County Taxes	<b>.47</b> <b>502,943.36</b>
Collection of Taxes	<b>39,673.12</b>	Taxes from Public Utilities	<b>175,701.00</b>	County Library Taxes	<b>.02</b> <b>19,275.61</b>
Planning, Housing & Development	<b>13,191.80</b>	Other Miscellaneous Tax Revenues		Local Municipal Purpose Taxes	<b>.65</b> <b>700,202.88</b>
Human Resources		State Aid Revenues	<b>78,092.17</b>	Veteran & Senior Citizen Taxes	<b>57,600.00</b>
Elections	<b>800.00</b>	Federal Aid Revenues		Total Taxes for Rate Computation	<b>2.74</b> <b>3,002,526.42</b>
General Administration (other)	<b>151,281.20</b>	State and Local Fiscal Assistance Act Utilized	<b>63,306.00</b>	Special District Taxes	
<b>JUDICIARY</b>		Sole of Acquired Property		Bank Corp Taxes	<b>2,977.98</b>
Municipal Courts	<b>27,223.76</b>	Other Miscellaneous Revenues	<b>135,220.36</b>	Added and Omitted Taxes	<b>45,470.81</b>
<b>PUBLIC SAFETY</b>		Total	<b>3,372,313.18</b>	Total Taxes Levied - ABSTRACT	<b>2,993,375.21</b>
Fire Protection	<b>27,626.05</b>	Prior Years Surplus Appropriated	<b>300,000.00</b>	Total Taxes Billed	<b>2,990,397.23</b>
Police Protection	<b>356,871.56</b>	REVENUES TOTAL	<b>3,672,313.18</b>	1982 TAXES COLLECTED	<b>2,710,836.51</b>
Civil Defense & Disaster Control		Reserve For Uncollected Taxes	<b>254,068.04</b>	1982 Taxes Cancelled, Abated or Adjusted	<b>8,762.40</b>
Environmental Inspection & Control	<b>25,924.92</b>	CAPITAL OUTLAY TOTAL	<b>250,441.89</b>	Transfer to Tax Title Liens or Foreclosed	<b>45,738.05</b>
Other Public Safety				Balance Outstanding Dec. 31, 1982	<b>225,060.27</b>
<b>PUBLIC WORKS</b>				<b>PRIOR YEARS TAXES OUTSTANDING</b>	
Streets and Drainage	<b>147,870.93</b>	Public Enterprises	<b>25,747.24</b>	Balance January 1, 1982	<b>248,326.48</b>
Sewers and Sewage Processing		Recreation—Culture		Collected in 1982	<b>175,371.68</b>
Garbage and Trash Disposal	<b>102,459.62</b>	Public Works	<b>255,846.23</b>	Cancelled, Abated or Adjusted 1982	<b>7,227.79</b>
Public Buildings and Grounds	<b>21,860.00</b>	Buildings and Grounds	<b>8,848.42</b>	Transfers to Tax Title Liens or Foreclosed	<b>15,957.08</b>
Other Public Works	<b>17,449.66</b>	Library and Education		Balance December 31, 1982	<b>49,769.93</b>
<b>HEALTH and WELFARE</b>		Conservation		<b>TAX TITLE LIENS OUTSTANDING</b>	
Health Services Except Environmental	<b>32,503.00</b>	All Other		Balance January 1, 1982	<b>124,733.35</b>
Welfare-Public Assistance	<b>5,460.00</b>	CAPITAL DEBT AUTHORIZED, DECEMBER 31, 1982		Transfer From Taxes	<b>63,215.49</b>
Hospitals, Clinics, First Aid		ISSUED AND UNISSUED		Redeemed in 1982	<b>6,132.03</b>
Animal, Insect, & Rodent Control		School	<b>236,977</b>	Cancelled, Abated or Adjusted (1982)	
Other Welfare Services		Self-liquidating	<b>472,000</b>	Transfers to Foreclosed Property	
<b>RECREATION and CONSERVATION</b>		Other	<b>1,052,700</b>	Balance December 31, 1982	<b>181,816.81</b>
Beaches and Boardwalks	<b>5,700.00</b>	Total	<b>1,761,677</b>	<b>PROPERTY ACQUIRED BY DEED OR FORECLOSURE</b>	
Parks, Playgrounds, Shade Trees	<b>21,645.65</b>			Balance January 1, 1982	<b>11,323.64</b>
Land Reclamation & Conservation		ISSUED AND OUTSTANDING		Transfers From Taxes or Liens	
Other Recreational Services	<b>4,250.00</b>	School	<b>236,977.95</b>	Sale for Cash (1982)	<b>1,418.64</b>
<b>EDUCATION (excluding schools)</b>		Self-Liquidating	<b>107,000.00</b>	Cancelled, Abated or Adjusted (1982)	
Libraries	<b>1,945.00</b>	Other	<b>952,900.00</b>	Balance December 31, 1982	<b>9,905.00</b>
Other Educational Services	<b>1,298.50</b>	Total	<b>1,336,877.95</b>	<b>CURRENT FINANCES DECEMBER 31, 1982</b>	
<b>STATUTORY EXPENDITURES</b>		EQUALIZED VALUATION BASIS		ASSETS	
Pensions & F. I. C. A.	<b>77,212.75</b>	FOR NET DEBT COMPUTATION	<b>91,461,152</b>	Cash Dec. 31, 1982	<b>409,677.37</b>
Employee Fringe Benefits	<b>25,600.00</b>	REAL PROPERTY VALUATIONS		Taxes Receivable	<b>274,830.20</b>
Other Statutory Expenditures	<b>1,000.00</b>	Code Class # of Parcels % VAL'N		Tax Title Liens	<b>181,816.81</b>
<b>CETA And Other Public Employment Programs</b>		1 Vacant Land 168 1.82	<b>1,108,090.00</b>	Foreclosed Property	<b>9,905.00</b>
<b>MUNICIPAL FUNCTIONS</b>		2 Residential 1728 76.57	<b>46,567,440.00</b>	Emergencies & Other Deferred Charges	<b>56,120.25</b>
<b>CAPITAL IMPROVEMENTS</b>	<b>*MEMO*</b> <b>10,000.00</b>	3 Farm		State and Federal Aid Receivable	<b>2,180.00</b>
<b>DEBT SERVICE</b>		4a Commercial 130 12.45	<b>7,572,850.00</b>	Other Receivables	<b>72,105.62</b>
Principal Payments	<b>17,800.00</b>	4b Industrial 1 .12	<b>75,800.00</b>	Total	<b>1,046,635.25</b>
Interest Payments	<b>92,491.79</b>	4c Apartments 22 9.03	<b>5,491,416.00</b>	<b>LIABILITIES, RESERVES, AND SURPLUS</b>	
		Total 2049	<b>60,615,596.00</b>	Cash Liabilities	<b>186,971.82</b>
<b>DEFERRED CHARGES</b>	<b>30,175.20</b>	Land Area .64 Sq. Miles		Reserves for Receivables	<b>533,588.93</b>
<b>SCHOOL, COUNTY, SPECIAL DISTRICT TAXES</b>	<b>2,244,723.54</b>	Net Valuation Taxable-Municipal	<b>61,131,062</b>	Surplus Dec. 31, 1982	<b>326,074.50</b>
<b>RESERVE FOR UNCOLLECTED TAXES</b>	<b>294,068.04</b>	Net Valuation Taxable-County	<b>94,077,901</b>	Total	<b>1,046,635.25</b>
<b>EXPENDITURES</b>	<b>3,884,006.32</b>	State Equalized Valuation	<b>107,555,099</b>		
		State Equalization Ratio	<b>56.71</b>		



Population 1980 4,581  
 Population 1982 4,548  
 S & P Rating  
 Moody Rating A

General Tax Rate Per \$100. 6.41  
 State Equalized Tax Rate 3.25

**HIGHTSTOWN BOROUGH - MERCER CO.**  
**Form of Government:**  
**Borough Council**  
**Number of Members on Governing Body - 6**

PER CAPITA  
 Gross Debt 944.98  
 Net Debt 247.47  
 Debt Service 46.79  
 Total Tax Levy 635.06  
 Municipal Expenditures 300.91

PER CENT:  
 Gross Debt 5.36  
 Net Debt 1.40  
 Tax Levy Collected 95.05  
 Tax Levy Cancelled, Abated or Adjusted .62

EXPENDITURES		REVENUES-REALIZED		1982 PROPERTY TAX	
<b>GENERAL GOVERNMENT</b>				STATE EQUALIZED TAX RATE →	
Governing Body & Public Boards		1982 Property Taxes Collected	2,735,958.99	Local District School Taxes	
Municipal Clerk		1982 Payments in Lieu of Taxes		Regional & Consolidated School Tax	1.65
Financial Administration	15,535.00	Delinquent Tax & Lien Collections	102,717.47	School Taxes in Municipal Budget	
Assessment of Taxes	9,910.00	Business Personalty Replacement Taxes	86,806.48	County Taxes	.75
Collection of Taxes	7,360.00	Taxes from Public Utilities	262,808.00	County Library Taxes	.04
Planning, Housing & Development	7,150.00	Other Miscellaneous Tax Revenues	116.81	Local Municipal Purpose Taxes	.76
Human Resources	2,000.00	State Aid Revenues	65,454.85	Veteran & Senior Citizen Taxes	
Elections	1,000.00	Federal Aid Revenues		Total Taxes for Rate Computation	3.24
General Administration (other)	119,950.00	State and Local Fiscal Assistance Act Utilized	28,813.57	Special District Taxes	
<b>JUDICIARY</b>		Sale of Acquired Property		Bank Corp. Taxes	9,373.10
Municipal Courts	19,100.00	Other Miscellaneous Revenues	54,250.56	Added and Omitted Taxes	7,742.39
<b>PUBLIC SAFETY</b>		Total	3,376,966.73	Total Taxes Levied - ABSTRACT	2,888,252.14
Fire Protection	18,825.00	Prior Years Surplus Appropriated	75,000.00	Total Taxes Billed	2,878,494.16
Police Protection	386,561.00	REVENUES TOTAL	3,451,966.73	1982 TAXES COLLECTED	2,735,958.99
Civil Defense & Disaster Control	400.00	Reserve For Uncollected Taxes	128,000.00	1982 Taxes Cancelled, Abated or Adjusted	17,948.00
Environmental Inspection & Control	3,850.00	CAPITAL OUTLAY TOTAL	85,912.81	Transfer to Tax Title Liens or Foreclosed	5,576.70
Other Public Safety		Public Enterprises	12,040.83	Balance Outstanding Dec. 31, 1982	119,010.92
<b>PUBLIC WORKS</b>		Recreation—Culture		<b>PRIOR YEARS TAXES OUTSTANDING</b>	
Streets and Drainage	111,923.57	Public Works	70,373.45	Balance January 1, 1982	141,441.00
Sewers and Sewage Processing	111,150.00	Buildings and Grounds	3,498.53	Collected in 1982	58,286.53
Garbage and Trash Disposal	34,960.00	Library and Education		Cancelled, Abated or Adjusted 1982	
Public Buildings and Grounds		Conservation		Transfers to Tax Title Liens or Foreclosed	
Other Public Works		All Other		Balance December 31, 1982	43,154.47
<b>HEALTH and WELFARE</b>		CAPITAL DEBT AUTHORIZED, DECEMBER 31, 1982		<b>TAX TITLE LIENS OUTSTANDING</b>	
Health Services Except Environmental	35,834.00	ISSUED AND UNISSUED GROSS DEBT NET DEBT		Balance January 1, 1982	32,003.43
Welfare-Public Assistance	8,000.00	School 2,136,267		Transfer From Taxes	5,576.70
Hospitals, Clinics, First Aid		Self-liquidating 1,036,000		Redeemed in 1982	4,430.54
Animal, Insect, & Rodent Control	1,000.00	Other 1,125,500	1,125,500	Cancelled, Abated or Adjusted (1982)	
Other Welfare Services	900.00	Total 4,297,767	1,125,500	Transfers to Foreclosed Property	
<b>RECREATION and CONSERVATION</b>		ISSUED AND OUTSTANDING		Balance December 31, 1982	33,149.19
Beaches and Boardwalks		School 2,136,267.85		<b>PROPERTY ACQUIRED BY DEED OR FORECLOSURE</b>	
Parks, Playgrounds, Shade Trees	22,925.00	Self-Liquidating 979,000.00		Balance January 1, 1982	
Land Reclamation & Conservation		Other 1,125,500.00		Transfers From Taxes or Liens	
Other Recreational Services	11,800.00	Total 4,240,767.89		Sale for Cash (1982)	
<b>EDUCATION (excluding schools)</b>		EQUALIZED VALUATION BASIS FOR NET DEBT COMPUTATION	80,135,675	Cancelled, Abated or Adjusted (1982)	
Libraries		REAL PROPERTY VALUATIONS		Balance December 31, 1982	
Other Educational Services		Code Class # of Parcels % VAL'N ASSESSED VALUATION		<b>CURRENT FINANCES DECEMBER 31, 1982</b>	
<b>STATUTORY EXPENDITURES</b>		1 Vacant Land 92 1.06 451,800.00		ASSETS	
Pensions & F. I. C. A.	69,000.00	2 Residential 1087 66.62 28,432,500.00		Cash Dec. 31, 1982	260,071.59
Employee Fringe Benefits	26,900.00	3 Farm 10 .60 257,600.00		Taxes Receivable	162,165.39
Other Statutory Expenditures	1,700.00	4a Commercial 101 19.93 8,505,300.00		Tax Title Liens	33,149.19
<b>CETA And Other Public Employment Programs</b>		4b Industrial 10 3.59 1,533,400.00		Foreclosed Property	
<b>MUNICIPAL FUNCTIONS TOTAL</b>	1,027,733.57	4c Apartments 7 8.19 3,455,100.00		Emergencies & Other Deferred Charges	
<b>CAPITAL IMPROVEMENTS *MEMO*</b>		Total 1307 42,675,700.00		State and Federal Aid Receivable	
<b>DEBT SERVICE</b>		Land Area 1.23 Sq. Miles		Other Receivables	15,096.94
Principal Payments	86,450.00	Net Valuation Taxable-Municipal	44,785,526	Total	470,483.11
Interest Payments	126,360.38	Net Valuation Taxable-County	87,238,331	<b>LIABILITIES, RESERVES, AND SURPLUS</b>	
<b>DEFERRED CHARGES</b>		State Equalized Valuation	86,332,567	Cash Liabilities	204,628.68
SCHOOL, COUNTY, SPECIAL DISTRICT TAXES	2,158,027.65	State Equalization Ratio	50.68	Reserves for Receivables	210,411.52
<b>RESERVE FOR UNCOLLECTED TAXES</b>	128,000.00			Surplus Dec. 31, 1982	55,442.91
<b>EXPENDITURES TOTAL</b>	3,566,571.60			Total	470,483.11

Population 1980 **19,061**  
 Population 1982 **20,681**  
 S & P Rating  
 Moody Rating **A**

General Tax Rate Per \$100. **5.33**  
 State Equalized Tax Rate **2.04**

**HILLSBOROUGH TWP. - SOMERSET CO.****Form of Government:****Township Council****Number of Members on Governing Body - 5****PER CAPITA:**

Gross Debt **554.96**  
 Net Debt **278.15**  
 Debt Service **51.66**  
 Total Tax Levy **646.80**  
 Municipal Expenditures **252.80**

**PER CENT:**

Gross Debt **2.09**  
 Net Debt **1.05**  
 Tax Levy Collected **93.72**  
 Tax Levy Cancelled, Abated or Adjusted **1.16**

EXPENDITURES		REVENUES-REALIZED		1982 PROPERTY TAX	
<b>GENERAL GOVERNMENT</b>				<b>STATE EQUALIZED TAX RATE</b> →	
Governing Body & Public Boards		1982 Property Taxes Collected	<b>12,548,169.23</b>	Local District School Taxes <b>1.42</b>	<b>8,925,594.71</b>
Municipal Clerk		1982 Payments in Lieu of Taxes	<b>11,000.38</b>	Regional & Consolidated School Tax	
Financial Administration	<b>41,657.96</b>	Delinquent Tax & Lien Collections	<b>634,724.56</b>	School Taxes in Municipal Budget	
Assessment of Taxes	<b>53,283.51</b>	Business Personalty Replacement Taxes	<b>202,535.80</b>	County Taxes	<b>.44</b> <b>2,776,861.54</b>
Collection of Taxes	<b>78,671.22</b>	Taxes from Public Utilities	<b>1,746,456.00</b>	County Library Taxes	<b>.03</b> <b>210,022.96</b>
Planning, Housing & Development	<b>67,635.29</b>	Other Miscellaneous Tax Revenues		Local Municipal Purpose Taxes	<b>.14</b> <b>906,613.04</b>
Human Resources		State Aid Revenues	<b>59,701.97</b>	Veteran & Senior Citizen Taxes	<b>100,975.00</b>
Elections	<b>3,641.70</b>	Federal Aid Revenues		Total Taxes for Rate Computation	<b>2.03</b> <b>12,920,067.25</b>
General Administration (other)	<b>539,135.66</b>	State and Local Fiscal Assistance Act Utilized	<b>173,437.35</b>	Special District Taxes	<b>226,468.78</b>
<b>JUDICIARY</b>		Sale of Acquired Property	<b>9,000.00</b>	Bank Corp. Taxes	<b>15,706.13</b>
Municipal Courts	<b>38,243.21</b>	Other Miscellaneous Revenues	<b>764,819.41</b>	Added and Omitted Taxes	<b>315,170.37</b>
<b>PUBLIC SAFETY</b>		Total	<b>16,189,844.70</b>	Total Taxes Levied - ABSTRACT	<b>13,376,437.53</b>
Fire Protection	<b>134,634.16</b>	Prior Years Surplus Appropriated	<b>1,250,000.00</b>	Total Taxes Billed	<b>13,389,237.88</b>
Police Protection	<b>903,306.74</b>	REVENUES TOTAL	<b>17,429,844.70</b>	1982 TAXES COLLECTED	<b>12,548,169.23</b>
Civil Defense & Disaster Control		Reserve For Uncollected Taxes	<b>771,000.00</b>	1982 Taxes Cancelled, Abated or Adjusted	<b>154,979.18</b>
Environmental Inspection & Control	<b>93,213.50</b>	CAPITAL OUTLAY TOTAL	<b>896,552.88</b>	Transfer to Tax Title Liens or Foreclosed	<b>47,285.03</b>
Other Public Safety				Balance Outstanding Dec. 31, 1982	<b>638,804.44</b>
<b>PUBLIC WORKS</b>				<b>PRIOR YEARS TAXES OUTSTANDING</b>	
Streets and Drainage	<b>685,474.02</b>	Public Enterprises		Balance January 1, 1982	<b>704,433.90</b>
Sewers and Sewage Processing		Recreation—Culture		Collected in 1982	<b>606,306.79</b>
Gorboge and Trash Disposol	<b>3,689.17</b>	Public Works	<b>763,405.00</b>	Cancelled, Abated or Adjusted 1982	<b>20,978.18</b>
Public Buildings and Grounds	<b>56,515.00</b>	Buildings and Grounds	<b>133,147.88</b>	Transfers to Tax Title Liens or Foreclosed	<b>21,733.41</b>
Other Public Works	<b>59,169.50</b>	Library and Education		Balance December 31, 1982	<b>55,415.52</b>
<b>HEALTH and WELFARE</b>		Conservation		<b>TAX TITLE LIENS OUTSTANDING</b>	
Health Services Except Environmental	<b>107,235.98</b>	All Other		Balance January 1, 1982	<b>56,289.33</b>
Welfare-Public Assistance	<b>10,734.10</b>			Transfer From Taxes	<b>72,653.59</b>
Hospitals, Clinics, First Aid	<b>1,000.00</b>			Redeemed in 1982	<b>28,417.77</b>
Animal, Insect, & Rodent Control				Cancelled, Abated or Adjusted (1982)	
Other Welfare Services				Transfers to Foreclosed Property	
<b>RECREATION and CONSERVATION</b>				Balance December 31, 1982	<b>100,525.15</b>
Beaches and Boardwalks				<b>PROPERTY ACQUIRED BY DEED OR FORECLOSURE</b>	
Parks, Playgrounds, Shade Trees	<b>1,307.09</b>			Balance January 1, 1982	<b>129,925.00</b>
Land Reclamation & Conservation	<b>27,305.00</b>			Transfers From Taxes or Liens	
Other Recreational Services				Sole for Cosh (1982)	<b>9,000.00</b>
<b>EDUCATION (excluding schools)</b>				Cancelled, Abated or Adjusted (1982)	
Libraries	<b>24,600.00</b>			Balance December 31, 1982	<b>120,925.00</b>
Other Educational Services	<b>100.00</b>			<b>CURRENT FINANCES DECEMBER 31, 1982</b>	
<b>STATUTORY EXPENDITURES</b>				<b>ASSETS</b>	
Pensions & F. I. C. A.	<b>274,030.66</b>			Cosh Dec. 31, 1982	<b>1,245,939.53</b>
Employee Fringe Benefits	<b>66,095.00</b>			Taxes Receivable	<b>694,219.96</b>
Other Statutory Expenditures	<b>15,297.98</b>			Tax Title Liens	<b>100,525.15</b>
<b>CETA And Other Public Employment Programs</b>				Foreclosed Property	<b>120,925.00</b>
<b>MUNICIPAL FUNCTIONS TOTAL</b>	<b>3,305,980.45</b>			Emergencies & Other Deferred Charges	<b>180,116.60</b>
<b>CAPITAL IMPROVEMENTS *MEMO*</b>				State and Federal Aid Receivable	<b>21,384.52</b>
<b>DEBT SERVICE</b>				Other Receivables	<b>3,430.87</b>
Principal Payments	<b>670,000.00</b>			Total	<b>2,366,541.63</b>
Interest Payments	<b>358,291.85</b>			<b>LIABILITIES, RESERVES, AND SURPLUS</b>	
<b>DEFERRED CHARGES</b>	<b>62,795.88</b>			Cosh Liabilities	<b>556,674.61</b>
<b>SCHOOL, COUNTY, SPECIAL DISTRICT TAXES</b>	<b>12,138,947.99</b>			Reserves for Receivables	<b>916,850.98</b>
<b>RESERVE FOR UNCOLLECTED TAXES</b>	<b>771,000.00</b>			Surplus Dec. 31, 1982	<b>893,016.04</b>
<b>EXPENDITURES TOTAL</b>	<b>17,367,016.17</b>			Total	<b>2,366,541.63</b>



0227

Population 1980 10,495  
 Population 1982 10,435  
 S & P Rating A+  
 Moody Rating A

General Tax Rate Per \$100. 4.41  
 State Equalized Tax Rate 2.59

# HILLSDALE BOROUGH - BERGEN COUNTY

## Form of Government:

### Borough Council

## Number of Members on Governing Body - 6

### PER CAPITA:

Gross Debt 519.96  
 Net Debt 340.20  
 Debt Service 39.23  
 Total Tax Levy 868.22  
 Municipal Expenditures 374.30

### PER CENT:

Gross Debt 1.73  
 Net Debt 1.13  
 Tax Levy Collected 98.28  
 Tax Levy Cancelled, Abated or Adjusted .08

EXPENDITURES		REVENUES-REALIZED		1982 PROPERTY TAX	
GENERAL GOVERNMENT				STATE EQUALIZED TAX RATE →	
Governing Body & Public Boards		1982 Property Taxes Collected	8,887,340.84	Local District School Taxes .98	3,435,497.75
Municipal Clerk		1982 Payments in Lieu of Taxes		Regional & Consolidated School Tax .62	2,176,467.41
Financial Administration	30,309.00	Delinquent Tax & Lien Collections	143,625.00	School Taxes in Municipal Budget	
Assessment of Taxes	21,096.00	Business Personalty Replacement Taxes	83,860.52	County Taxes .34	1,189,792.30
Collection of Taxes	24,110.13	Taxes from Public Utilities	935,175.00	County Library Taxes	
Planning, Housing & Development	24,092.00	Other Miscellaneous Tax Revenues		Local Municipal Purpose Taxes .64	2,220,445.00
Human Resources	500.00	State Aid Revenues	94,424.13	Veteran & Senior Citizen Taxes	50,500.00
Elections	2,200.00	Federal Aid Revenues		Total Taxes for Rate Computation 2.58	9,112,702.46
General Administration (other)	366,325.37	State and Local Fiscal Assistance Act Utilized	117,693.27	Special District Taxes	
JUDICIARY		Sale of Acquired Property		Bank Corp. Taxes	16,921.80
Municipal Courts	20,079.00	Other Miscellaneous Revenues	273,396.69	Added and Omitted Taxes	20,741.29
PUBLIC SAFETY		Total	10,535,455.45	Total Taxes Levied - ABSTRACT	9,059,865.55
Fire Protection	173,959.00	Prior Years Surplus Appropriated	220,000.00	Total Taxes Billed	9,042,943.75
Police Protection	761,405.00	REVENUES TOTAL	10,755,455.45	1982 TAXES COLLECTED	8,887,340.84
Civil Defense & Disaster Control	5,000.00	Reserve For Uncollected Taxes	180,164.16	1982 Taxes Cancelled, Abated or Adjusted	7,196.70
Environmental Inspection & Control	21,300.00	CAPITAL OUTLAY TOTAL	228,688.48	Transfer to Tax Title Liens or Foreclosed	3,364.83
Other Public Safety				Balance Outstanding Dec. 31, 1982	145,041.38
PUBLIC WORKS				PRIOR YEARS TAXES OUTSTANDING	
Streets and Drainage	494,959.65	Public Enterprises		Balance January 1, 1982	130,740.58
Sewers and Sewage Processing	240,541.00	Recreation—Culture	460.94	Collected in 1982	129,069.38
Garbage and Trash Disposol	368,317.00	Public Works	223,313.12	Cancelled, Abated or Adjusted 1982	
Public Buildings and Grounds	89,843.00	Buildings and Grounds	4,914.42	Transfers to Tax Title Liens or Foreclosed	548.89
Other Public Works		Library and Education		Balance December 31, 1982	1,122.31
HEALTH and WELFARE		Conservation		TAX TITLE LIENS OUTSTANDING	
Health Services Except Environmental	52,738.00	All Other		Balance January 1, 1982	31,578.89
Welfare-Public Assistance	5,125.00	CAPITAL DEBT AUTHORIZED, DECEMBER 31, 1982		Transfer From Taxes	3,999.39
Hospitals, Clinics, First Aid	5,934.00	ISSUED AND UNISSUED		Redeemed in 1982	14,555.62
Animal, Insect, & Rodent Control	5,000.00	School	1,491,917	Cancelled, Abated or Adjusted (1982)	10,461.37
Other Welfare Services		Self-liquidating	851,500	Transfers to Foreclosed Property	
RECREATION and CONSERVATION		Other	3,082,339	Balance December 31, 1982	10,561.25
Beaches and Boardwalks		Total	5,425,756	PROPERTY ACQUIRED BY DEED OR FORECLOSURE	
Parks, Playgrounds, Shade Trees	105,519.00	ISSUED AND OUTSTANDING		Balance January 1, 1982	16,855.00
Land Reclamation & Conservation	2,050.00	School	1,491,917.21	Transfers From Taxes or Liens	
Other Recreational Services	51,484.00	Self-Liquidating	851,500.00	Sale for Cash (1982)	
EDUCATION (excluding schools)		Other	2,830,000.00	Cancelled, Abated or Adjusted (1982)	
Libraries	120,000.00	Total	5,173,417.21	Balance December 31, 1982	16,855.00
Other Educational Services	675.00	EQUALIZED VALUATION BASIS		CURRENT FINANCES DECEMBER 31, 1982	
STATUTORY EXPENDITURES		FOR NET DEBT COMPUTATION	314,190,992	ASSETS	
Pensions & F. I. C. A.	217,305.00	REAL PROPERTY VALUATIONS		Cash Dec. 31, 1982	1,999,211.75
Employee Fringe Benefits	104,510.00	Code Class # of Parcels % VAL'N		Taxes Receivable	146,163.69
Other Statutory Expenditures		1 Vacant Land 119 .95	1,899,500.00	Tax Title Liens	10,561.29
CETA And Other Public Employment Programs		2 Residential 3073 90.08	180,007,720.00	Foreclosed Property	16,855.00
MUNICIPAL FUNCTIONS TOTAL	3,314,376.15	3 Farm 5 .07	141,500.00	Emergencies & Other Deferred Charges	9,665.20
CAPITAL IMPROVEMENTS *MEMO*		4a Commercial 95 7.87	15,735,600.00	State and Federal Aid Receivable	1,119.04
DEBT SERVICE		4b Industrial 12 .95	1,857,800.00	Other Receivables	18,101.54
Principal Payments	260,500.00	4c Apartments 1 .07	143,000.00	Total	2,201,677.51
Interest Payments	148,899.95	Total 3305	199,825,120.00	LIABILITIES, RESERVES, AND SURPLUS	
DEFERRED CHARGES	1,853.75	Land Area 2.90 Sq. Miles		Cash Liabilities	1,569,612.98
SCHOOL, COUNTY, SPECIAL DISTRICT TAXES	6,801,757.46	Net Valuation Taxable-Municipal	204,799,274	Reserves for Receivables	191,681.52
RESERVE FOR UNCOLLECTED TAXES	180,164.16	Net Valuation Taxable-County	324,125,169	Surplus Dec. 31, 1982	440,383.01
EXPENDITURES TOTAL	10,707,551.47	State Equalized Valuation	345,857,320	Total	2,201,677.51
		State Equalization Ratio	58.62		



2007

Population 1980 **21,440**  
 Population 1982 **21,386**  
 S & P Rating  
 Moody Rating **A**

General Tax Rate Per \$100. **4.22**  
 State Equalized Tax Rate **3.32**

**HILLSTOWN TOWNSHIP - UNION COUNTY****Form of Government:****Township Committee****Number of Members on Governing Body - 5****PER CAPITA:**

Gross Debt **161.71**  
 Net Debt **128.55**  
 Debt Service **21.80**  
 Total Tax Levy **617.65**  
 Municipal Expenditures **450.03**

**PER CENT:**

Gross Debt **.92**  
 Net Debt **.73**  
 Tax Levy Collected **96.83**  
 Tax Levy Cancelled, Abated or Adjusted **.09**

EXPENDITURES		REVENUES-REALIZED		1982 PROPERTY TAX	
<b>GENERAL GOVERNMENT</b>				<b>STATE EQUALIZED TAX RATE</b> →	
Governing Body & Public Boards	500.00	1982 Property Taxes Collected		Local District School Taxes	1.51
Municipal Clerk		1982 Payments in Lieu of Taxes		Regional & Consolidated School Tax	
Financial Administration	74,900.00	Delinquent Tax & Lien Collections		School Taxes in Municipal Budget	
Assessment of Taxes	34,200.00	Business Personalty Replacement Taxes		County Taxes	.50
Collection of Taxes	54,514.05	Taxes from Public Utilities		County Library Taxes	
Planning, Housing & Development	4,000.00	Other Miscellaneous Tax Revenues		Local Municipal Purpose Taxes	1.31
Human Resources	24,369.30	State Aid Revenues		Veteran & Senior Citizen Taxes	
Elections	5,000.00	Federal Aid Revenues		Total Taxes for Rate Computation	3.32
General Administration (other)	754,627.13	State and Local Fiscal Assistance Act Utilized		Special District Taxes	
<b>JUDICIARY</b>		Sale of Acquired Property		Bank Corp. Taxes	30,296.01
Municipal Courts	70,481.00	Other Miscellaneous Revenues		Added and Omitted Taxes	24,558.69
<b>PUBLIC SAFETY</b>		Total		Total Taxes Levied - ABSTRACT	13,209,059.77
Fire Protection	1,553,493.57	Prior Years Surplus Appropriated		Total Taxes Billed	13,185,986.94
Police Protection	2,129,999.00	REVENUES		1982 TAXES COLLECTED	12,767,617.37
Civil Defense & Disaster Control	13,125.00	Reserve For Uncollected Taxes		1982 Taxes Cancelled, Abated or Adjusted	12,074.29
Environmental Inspection & Control	78,420.95	CAPITAL OUTLAY		Transfer to Tax Title Liens or Foreclosed	31,052.52
Other Public Safety	250.00	TOTAL		Balance Outstanding Dec. 31, 1982	375,242.76
<b>PUBLIC WORKS</b>		Public Enterprises		<b>PRIOR YEARS TAXES OUTSTANDING</b>	
Streets and Drainage	609,818.00	Recreation—Culture		Balance January 1, 1982	273,096.72
Sewers and Sewage Processing	265,173.00	Public Works		Collected in 1982	265,424.91
Garbage and Trash Disposal	584,000.00	Buildings and Grounds		Cancelled, Abated or Adjusted 1982	
Public Buildings and Grounds	88,666.00	Library and Education		Transfers to Tax Title Liens or Foreclosed	7,671.81
Other Public Works	64,000.00	Conservation		Balance December 31, 1982	
<b>HEALTH and WELFARE</b>		All Other		<b>TAX TITLE LIENS OUTSTANDING</b>	
Health Services Except Environmental	59,375.00	CAPITAL DEBT AUTHORIZED, DECEMBER 31, 1982		Balance January 1, 1982	122,976.16
Welfare-Public Assistance	69,650.00	ISSUED AND UNISSUED		Transfer From Taxes	39,112.83
Hospitals, Clinics, First Aid		GROSS DEBT		Redeemed in 1982	14,045.15
Animal, Insect, & Rodent Control	5,542.29	NET DEBT		Cancelled, Abated or Adjusted (1982)	
Other Welfare Services	41,075.00	SCHOOL		Transfers to Foreclosed Property	
<b>RECREATION and CONSERVATION</b>		Self-liquidating		Balance December 31, 1982	148,043.84
Beaches and Boardwalks		Other		<b>PROPERTY ACQUIRED BY DEED OR FORECLOSURE</b>	
Parks, Playgrounds, Shade Trees		Total		Balance January 1, 1982	185,600.00
Land Reclamation & Conservation		ISSUED AND OUTSTANDING		Transfers From Taxes or Liens	
Other Recreational Services	83,238.15	SCHOOL		Sale for Cash (1982)	
<b>EDUCATION (excluding schools)</b>		Self-Liquidating		Cancelled, Abated or Adjusted (1982)	
Libraries	151,000.00	Other		Balance December 31, 1982	185,600.00
Other Educational Services		Total		<b>CURRENT FINANCES DECEMBER 31, 1982</b>	
<b>STATUTORY EXPENDITURES</b>		EQUALIZED VALUATION BASIS		<b>ASSETS</b>	
Pensions & F. I. C. A.	889,633.00	FOR NET DEBT COMPUTATION		Cash Dec. 31, 1982	871,009.48
Employee Fringe Benefits	289,158.65	REAL PROPERTY VALUATIONS		Taxes Receivable	375,242.76
Other Statutory Expenditures	25,000.00	Code Class # of Parcels % VAL'N		Tax Title Liens	148,043.84
<b>CETA And Other Public Employment Programs</b>		ASSESSED VALUATION		Foreclosed Property	185,600.00
<b>MUNICIPAL FUNCTIONS</b>		1 Vacant Land 192 1.14		Emergencies & Other Deferred Charges	441,217.51
<b>CAPITAL IMPROVEMENTS</b>		2 Residential 5487 65.40		State and Federal Aid Receivable	
<b>DEBT SERVICE</b>		3 Farm		Other Receivables	61,768.19
Principal Payments	245,358.54	4a Commercial 273 8.05		Total	2,082,881.78
Interest Payments	220,770.46	4b Industrial 175 24.21		<b>LIABILITIES, RESERVES, AND SURPLUS</b>	
<b>DEFERRED CHARGES</b>		4c Apartments 16 1.20		Cash Liabilities	676,738.87
SCHOOL, COUNTY, SPECIAL DISTRICT TAXES	447,951.03	Total 6143		Reserves for Receivables	759,641.35
RESERVE FOR UNCOLLECTED TAXES	7,556,700.12	Land Area 2.70 Sq. Miles		Surplus Dec. 31, 1982	646,501.56
<b>EXPENDITURES</b>		Net Valuation Taxable-Municipal		Total	2,082,881.78
<b>TOTAL</b>	17,580,989.24	Net Valuation Taxable-County			
		State Equalized Valuation			
		State Equalization Ratio			

## 0905

Population 1980 42,460  
 Population 1982 42,104  
 S & P Rating  
 Moody Rating BAA

General Tax Rate Per \$100.

14.73

State Equalized Tax Rate

4.83

## HOBOKEN CITY - HUDSON COUNTY

## Form of Government:

Mayor-Council Plan D (OMCL 50)

Number of Members on Governing Body - 9

## PER CAPITA:

Gross Debt 494.71  
 Net Debt 174.99  
 Debt Service 21.01  
 Total Tax Levy 360.31  
 Municipal Expenditures 484.02

## PER CENT:

Gross Debt 7.70  
 Net Debt 2.72  
 Tax Levy Collected 89.05  
 Tax Levy Cancelled, Abated or Adjusted

EXPENDITURES		REVENUES-REALIZED		1982 PROPERTY TAX	
GENERAL GOVERNMENT				STATE EQUALIZED TAX RATE $\downarrow$	
Governing Body & Public Boards	206,619.00	1982 Property Taxes Collected		Local District School Taxes 1.56	4,891,183.00
Municipal Clerk	92,580.00	1982 Payments in Lieu of Taxes		Regional & Consolidated School Tax	
Financial Administration	174,126.00	Delinquent Tax & Lien Collections		School Taxes in Municipal Budget .04	127,133.59
Assessment of Taxes	102,623.00	Business Personalty Replacement Taxes		County Taxes 1.12	3,499,645.93
Collection of Taxes	86,720.00	Taxes from Public Utilities		County Library Taxes	
Planning, Housing & Development	37,500.00	Other Miscellaneous Tax Revenues		Local Municipal Purpose Taxes 2.11	6,611,912.33
Human Resources	1,893,132.00	State Aid Revenues		Veteran & Senior Citizen Taxes	90,231.08
Elections	20,000.00	Federal Aid Revenues		Total Taxes for Rate Computation 4.83	15,230,105.93
General Administration (other)	1,358,716.98	State and Local Fiscal Assistance Act Utilized		Special District Taxes	
JUDICIARY		Sale of Acquired Property		Bank Corp. Taxes	30,447.34
Municipal Courts	171,410.00	Other Miscellaneous Revenues		Added and Omitted Taxes	
PUBLIC SAFETY		Total		Total Taxes Levied - ABSTRACT	15,170,322.19
Fire Protection	3,155,080.00	Prior Years Surplus Appropriated		Total Taxes Billed	15,230,105.93
Police Protection	2,748,707.00	REVENUES		1982 TAXES COLLECTED	12,561,760.70
Civil Defense & Disaster Control		Reserve For Uncollected Taxes		1982 Taxes Cancelled, Abated or Adjusted	
Environmental Inspection & Control	268,269.00	CAPITAL OUTLAY		Transfer to Tax Title Liens or Foreclosed	
Other Public Safety	6,000.00	TOTAL		Balance Outstanding Dec. 31, 1982	1,668,345.23
PUBLIC WORKS		Public Enterprises		PRIOR YEARS TAXES OUTSTANDING	
Streets and Drainage	640,919.00	Recreation—Culture		Balance January 1, 1982	3,547,005.75
Sewers and Sewage Processing		Public Works		Collected in 1982	1,346,155.42
Garbage and Trash Disposal	1,098,771.00	Buildings and Grounds		Cancelled, Abated or Adjusted 1982	
Public Buildings and Grounds	315,520.00	Library and Education		Transfers to Tax Title Liens or Foreclosed	
Other Public Works	260,000.00	Conservation		Balance December 31, 1982	2,200,850.33
HEALTH and WELFARE		All Other		TAX TITLE LIENS OUTSTANDING	
Health Services Except Environmental	340,584.00	CAPITAL DEBT AUTHORIZED, DECEMBER 31, 1982		Balance January 1, 1982	1,093,788.75
Welfare-Public Assistance	306,870.00	ISSUED AND UNISSUED		Transfer From Taxes	
Hospitals, Clinics, First Aid		GROSS DEBT		Redeemed in 1982	264,805.90
Animal, Insect, & Rodent Control		NET DEBT		Cancelled, Abated or Adjusted (1982)	
Other Welfare Services		SCHOOL		Transfers to Foreclosed Property	
RECREATION and CONSERVATION		Self-liquidating		Balance December 31, 1982	828,982.85
Beaches and Boardwalks		Other		PROPERTY ACQUIRED BY DEED OR	
Parks, Playgrounds, Shade Trees	118,549.00	Total		FORECLOSURE	
Land Reclamation & Conservation		ISSUED AND OUTSTANDING		Balance January 1, 1982	2,907,200.00
Other Recreational Services	149,538.00	SCHOOL		Transfers From Taxes or Liens	
EDUCATION (excluding schools)		Self-liquidating		Sale for Cash (1982)	135,000.00
Libraries	216,789.00	Other		Cancelled, Abated or Adjusted (1982)	
Other Educational Services	21,000.00	Total		Balance December 31, 1982	2,772,200.00
STATUTORY EXPENDITURES		EQUALIZED VALUATION BASIS		CURRENT FINANCES DECEMBER 31, 1982	
Pensions & F. I. C. A.	2,354,219.28	FOR NET DEBT COMPUTATION		ASSETS	
Employee Fringe Benefits	731,000.00	REAL PROPERTY VALUATIONS		Cash Dec. 31, 1982	2,817,274.22
Other Statutory Expenditures	205,000.00	Code Class # of Parcels % VAL'N		Taxes Receivable	3,869,195.56
CETA And Other Public Employment Programs		ASSESSED VALUATION		Tax Title Liens	828,982.85
MUNICIPAL FUNCTIONS		1 Vacant Land 320 2.97		Foreclosed Property	2,772,200.00
CAPITAL IMPROVEMENTS	*MEMO* 10,000.00	2 Residential 1763 26.52		Emergencies & Other Deferred Charges	714,936.00
DEBT SERVICE		3 Farm		State and Federal Aid Receivable	4,661.68
Principal Payments	315,000.00	4a Commercial 1233 31.22		Other Receivables	546,605.53
Interest Payments	569,685.32	4b Industrial 187 28.20		Total	11,553,855.84
TYPE I SCHL DEBT *MEMO	465,895.75	4c Apartments 473 11.08		LIABILITIES, RESERVES, AND SURPLUS	
DEFERRED CHARGES	474,448.87	Total 3976		Cash Liabilities	2,644,592.40
SCHOOL, COUNTY, SPECIAL DISTRICT TAXES	8,527,962.52	Land Area 1.30 Sq. Miles		Reserves for Receivables	7,689,384.98
RESERVE FOR UNCOLLECTED TAXES	1,940,007.31	Net Valuation Taxable-Municipal		Surplus Dec. 31, 1982	1,219,878.46
EXPENDITURES		Net Valuation Taxable-County		Total	11,553,855.84
TOTAL	28,907,346.28	State Equalized Valuation			
		State Equalization Ratio			
		32.80			

1981/3000

\* ABOVE DEBT SERVICE INCLUDES TYPE I SCHOOL DEBT

\*Includes County Health Service Taxes or County Vocational School Taxes. See Table 13.



0228

Population 1980 4,129  
 Population 1982 4,126  
 S & P Rating  
 Moody Rating A1

General Tax Rate Per \$100.

State Equalized Tax Rate 3.04  
 1.80

**HO-HO-KUS BOROUGH - BERGEN COUNTY****Form of Government:****Borough Council****Number of Members on Governing Body - 6**

PER CAPITA:

Gross Debt 1,000.68  
 Net Debt 836.19  
 Debt Service 101.17  
 Total Tax Levy 989.87  
 Municipal Expenditures 536.01

PER CENT:

Gross Debt 2.03  
 Net Debt 1.69  
 Tax Levy Collected 97.23  
 Tax Levy Cancelled, Abated or Adjusted .15

EXPENDITURES		REVENUES-REALIZED		1982 PROPERTY TAX	
GENERAL GOVERNMENT				STATE EQUALIZED TAX RATE →	
Governing Body & Public Boards		1982 Property Taxes Collected	3,972,504.84	Local District School Taxes .89	2,021,752.50
Municipal Clerk		1982 Payments in Lieu of Taxes		Regional & Consolidated School Tax	
Financial Administration	6,800.00	Delinquent Tax & Lien Collections	111,978.47	School Taxes in Municipal Budget	
Assessment of Taxes	19,600.00	Business Personalty Replacement Taxes	33,544.96	County Taxes .34	767,966.03
Collection of Taxes	24,900.00	Taxes from Public Utilities	294,811.00	County Library Taxes	
Planning, Housing & Development	9,200.00	Other Miscellaneous Tax Revenues		Local Municipal Purpose Taxes .56	1,270,364.47
Human Resources		State Aid Revenues	32,752.69	Veteran & Senior Citizen Taxes	26,400.00
Elections		Federal Aid Revenues		Total Taxes for Rate Computation 1.79	4,086,483.00
General Administration (other)	199,550.00	State and Local Fiscal Assistance Act Utilized	19,506.00	Special District Taxes	
JUDICIARY		Sale of Acquired Property		Bank Corp. Taxes	3,994.04
Municipal Courts	15,075.00	Other Miscellaneous Revenues	302,802.95	Added and Omitted Taxes	20,137.73
PUBLIC SAFETY		Total	4,767,900.95	Total Taxes Levied - ABSTRACT	4,084,214.77
Fire Protection	28,250.00	Prior Years Surplus Appropriated	350,000.00	Total Taxes Billed	4,085,778.95
Police Protection	421,506.00	REVENUES TOTAL	5,117,900.95	1982 TAXES COLLECTED	3,972,504.84
Civil Defense & Disaster Control	250.00	Reserve for Uncollected Taxes	126,787.73	1982 Taxes Cancelled, Abated or Adjusted	6,148.64
Environmental Inspection & Control	23,000.00	CAPITAL OUTLAY TOTAL	67,465.72	Transfer to Tax Title Liens or Foreclosed	
Other Public Safety		Public Enterprises	2,855.67	Balance Outstanding Dec. 31, 1982	107,125.47
PUBLIC WORKS		Recreation—Culture		PRIOR YEARS TAXES OUTSTANDING	
Streets and Drainage	202,435.00	Public Works	45,400.62	Balance January 1, 1982	113,476.67
Sewers and Sewage Processing	431,635.00	Buildings and Grounds	19,209.43	Collected in 1982	111,978.47
Garbage and Trash Disposal		Library and Education		Cancelled, Abated or Adjusted 1982	176.20
Public Buildings and Grounds	39,400.00	Conservation		Transfers to Tax Title Liens or Foreclosed	1,322.00
Other Public Works		All Other		Balance December 31, 1982	
HEALTH and WELFARE		CAPITAL DEBT AUTHORIZED, DECEMBER 31, 1982		TAX TITLE LIENS OUTSTANDING	
Health Services Except Environmental	16,100.00	ISSUED AND UNISSUED		Balance January 1, 1982	
Welfare-Public Assistance	5,240.00	School	635,000	Transfer From Taxes	1,322.00
Hospitals, Clinics, First Aid		Self-Liquidating	43,700	Redeemed in 1982	
Animal, Insect, & Rodent Control		Other	3,450,100	Cancelled, Abated or Adjusted (1982)	
Other Welfare Services		Total	4,128,800	Transfers to Foreclosed Property	
RECREATION and CONSERVATION				Balance December 31, 1982	1,322.00
Beaches and Boardwalks		ISSUED AND OUTSTANDING		PROPERTY ACQUIRED BY DEED OR	
Parks, Playgrounds, Shade Trees	43,630.00	School	635,000.00	FORECLOSURE	
Land Reclamation & Conservation		Self-Liquidating	43,700.00	Balance January 1, 1982	40,200.00
Other Recreational Services		Other	2,846,600.00	Transfers From Taxes or Liens	
EDUCATION (excluding schools)		Total	3,525,300.00	Sale for Cash (1982)	
Libraries	49,250.00	EQUALIZED VALUATION BASIS		Cancelled, Abated or Adjusted (1982)	
Other Educational Services		FOR NET DEBT COMPUTATION	203,659,545	Balance December 31, 1982	40,200.00
STATUTORY EXPENDITURES		REAL PROPERTY VALUATIONS		CURRENT FINANCES DECEMBER 31, 1982	
Pensions & F. I. C. A.	105,025.00	Code Class # of Parcels % VAL'N		ASSETS	
Employee Fringe Benefits	22,500.00	1 Vacant Land 90 1.95	2,600,800.00	Cash Dec. 31, 1982	1,200,529.23
Other Statutory Expenditures	4,000.00	2 Residential 1371 93.75	124,758,000.00	Taxes Receivable	107,125.47
CETA And Other Public Employment Programs		3 Farm		Tax Title Liens	1,322.00
MUNICIPAL FUNCTIONS TOTAL	1,667,346.00	4a Commercial 33 4.29	5,715,400.00	Foreclosed Property	40,200.00
CAPITAL IMPROVEMENTS *MEMO*	10,000.00	4b Industrial		Emergencies & Other Deferred Charges	
DEBT SERVICE		4c Apartments		State and Federal Aid Receivable	
Principal Payments	241,600.00	Total	1494	Other Receivables	4,443.37
Interest Payments	175,833.84	Land Area 1.80 Sq. Miles	133,074,200.00	Total	1,353,620.07
DEFERRED CHARGES		Net Valuation Taxable-Municipal	133,738,198	LIABILITIES, RESERVES, AND SURPLUS	
SCHOOL, COUNTY, SPECIAL DISTRICT TAXES	2,789,718.53	Net Valuation Taxable-County	208,946,943	Cash Liabilities	396,029.22
RESERVE FOR UNCOLLECTED TAXES	126,787.73	State Equalized Valuation	225,499,436	Reserves for Receivables	153,090.84
EXPENDITURES TOTAL	5,001,286.10	State Equalization Ratio	59.19	Surplus Dec. 31, 1982	804,500.01
				Total	1,353,620.07



Population 1980 4,593  
 Population 1982 4,576  
 S & P Rating  
 Moody Rating

General Tax Rate Per \$100.

State Equalized Tax Rate .95  
 .68

**HOLLAND TOWNSHIP – HUNTERDON CO.****Form of Government:****Township Committee****Number of Members on Governing Body – 3****PER CAPITA:**

Gross Debt 403.86  
 Net Debt 17.37  
 Debt Service  
 Total Tax Levy 211.91  
 Municipal Expenditures 832.26

**PER.CENT:**

Gross Debt 1.39  
 Net Debt .06  
 Tax Levy Collected 95.57  
 Tax Levy Cancelled, Abated or Adjusted .18

EXPENDITURES		REVENUES-REALIZED		1982 PROPERTY TAX	
<b>GENERAL GOVERNMENT</b>				STATE EQUALIZED TAX RATE →	
Governing Body & Public Boards		1982 Property Taxes Collected	529,342.42	Local District School Taxes	
Municipal Clerk		1982 Payments in Lieu of Taxes		Regional & Consolidated School Tax .16	232,500.00
Financial Administration	17,575.00	Delinquent Tax & Lien Collections	32,766.47	School Taxes in Municipal Budget	
Assessment of Taxes	12,640.00	Business Personalty Replacement Taxes	51,415.48	County Taxes .48	684,204.45
Collection of Taxes	12,725.00	Taxes from Public Utilities	3,188,963.00	County Library Taxes .03	41,096.80
Planning, Housing & Development	63,420.00	Other Miscellaneous Tax Revenues		Local Municipal Purpose Taxes	
Human Resources	2,350.00	State Aid Revenues		Veteran & Senior Citizen Taxes	51,142.00
Elections	1,700.00	Federal Aid Revenues		Total Taxes for Rate Computation .67	1,008,943.25
General Administration (other)	173,850.00	State and Local Fiscal Assistance Act Utilized	203,142.71	Special District Taxes	
<b>JUDICIARY</b>		Sole of Acquired Property		Bank Corp. Taxes	2,202.25
Municipal Courts	5,200.00	Other Miscellaneous Revenues	1,150,948.37	Added and Omitted Taxes	9,678.17
<b>PUBLIC SAFETY</b>		Total	5,596,578.45	Total Taxes Levied - ABSTRACT	969,681.67
Fire Protection	106,142.71	Prior Years Surplus Appropriated	320,000.00	Total Taxes Billed	972,391.34
Police Protection	168,700.00	REVENUES TOTAL	5,516,578.45	1982 TAXES COLLECTED	929,342.42
Civil Defense & Disaster Control	2,000.00	Reserve For Uncollected Taxes	50,000.00	1982 Taxes Cancelled, Abated or Adjusted	1,792.54
Environmental Inspection & Control		CAPITAL OUTLAY TOTAL	35,896.41	Transfer to Tax Title Liens or Foreclosed	2,239.15
Other Public Safety				Balance Outstanding Dec. 31, 1982	39,017.23
<b>PUBLIC WORKS</b>				<b>PRIOR YEARS TAXES OUTSTANDING</b>	
Streets and Drainage	448,300.00	Public Enterprises		Balance January 1, 1982	33,465.94
Sewers and Sewage Processing		Recreation—Culture		Collected in 1982	32,766.47
Garbage and Trash Disposal		Public Works	35,896.41	Cancelled, Abated or Adjusted 1982	200.50
Public Buildings and Grounds	140,825.00	Buildings and Grounds		Transfers to Tax Title Liens or Foreclosed	158.26
Other Public Works	53,000.00	Library and Education		Balance December 31, 1982	340.71
<b>HEALTH and WELFARE</b>		Conservation		<b>TAX TITLE LIENS OUTSTANDING</b>	
Health Services Except Environmental	14,350.00	All Other		Balance January 1, 1982	12,298.59
Welfare-Public Assistance	3,500.00	CAPITAL DEBT AUTHORIZED, DECEMBER 31, 1982		Transfer From Taxes	2,425.23
Hospitals, Clinics, First Aid		ISSUED AND UNISSUED GROSS DEBT		Redeemed in 1982	
Animal, Insect, & Rodent Control	3,000.00	School 1,335,084		Cancelled, Abated or Adjusted (1982)	
Other Welfare Services		Self-Liquidating 513,000	79,490	Transfers to Foreclosed Property	
<b>RECREATION and CONSERVATION</b>		Other		Balance December 31, 1982	14,723.82
Beaches and Boardwalks		Total 1,848,084	79,490	<b>PROPERTY ACQUIRED BY DEED OR FORECLOSURE</b>	
Parks, Playgrounds, Shade Trees	13,100.00	ISSUED AND OUTSTANDING		Balance January 1, 1982	
Land Reclamation & Conservation	2,490.00	School 1,333,411.14		Transfers From Taxes or Liens	
Other Recreational Services	11,000.00	Self-Liquidating 513,000.00		Sale for Cash (1982)	
<b>EDUCATION (excluding schools)</b>		Other		Cancelled, Abated or Adjusted (1982)	
Libraries	13,500.00	Total 1,846,411.14		Balance December 31, 1982	
Other Educational Services	2,361,439.36	EQUALIZED VALUATION BASIS		<b>CURRENT FINANCES DECEMBER 31, 1982</b>	
<b>STATUTORY EXPENDITURES</b>		FOR NET DEBT COMPUTATION	133,252,963	<b>ASSETS</b>	
Pensions & F. I. C. A.	46,500.00	REAL PROPERTY VALUATIONS		Cash Dec. 31, 1982	10,584,136.11
Employee Fringe Benefits	21,000.00	Code Class # of Parcels % VAL'N		Taxes Receivable	39,357.94
Other Statutory Expenditures	6,500.00	1 Vacant Land 311 4.89	4,866,230.00	Tax Title Liens	14,723.82
<b>CETA And Other Public Employment Programs</b>		2 Residential 1346 74.70	74,368,705.00	Foreclosed Property	
<b>MUNICIPAL FUNCTIONS TOTAL</b>	3,704,807.07	3 Farm 283 7.35	7,318,340.00	Emergencies & Other Deferred Charges	
<b>CAPITAL IMPROVEMENTS *MEMO*</b>		4a Commercial 18 2.13	2,124,400.00	State and Federal Aid Receivable	
<b>DEBT SERVICE</b>		4b Industrial 9 10.77	10,724,100.00	Other Receivables	59,366.98
Principal Payments		4c Apartments 2 .16	161,200.00	Total	10,697,584.85
Interest Payments		Total 1969	99,562,975.00	<b>LIABILITIES, RESERVES, AND SURPLUS</b>	
<b>DEFERRED CHARGES</b>	13,634.35	Land Area 22.70 Sq. Miles		Cash Liabilities	1,539,430.72
<b>SCHOOL, COUNTY, SPECIAL DISTRICT TAXES</b>	557,801.25	Net Valuation Taxable-Municipal	101,302,300	Reserves for Receivables	113,448.74
<b>RESERVE FOR UNCOLLECTED TAXES</b>	50,000.00	Net Valuation Taxable-County	146,092,343	Surplus Dec. 31, 1982	9,044,705.39
<b>EXPENDITURES TOTAL</b>	4,766,242.67	State Equalized Valuation	141,196,688	Total	10,697,584.85
		State Equalization Ratio	71.40		

1318

Population 1980 **8,447**  
 Population 1982 **8,772**  
 S & P Rating  
 Moody Rating **A1**

General Tax Rate Per \$100. **2.84**  
 State Equalized Tax Rate **2.01**

**HOLMDEL TOWNSHIP - MONMOUTH CO.****Form of Government:****Township Committee****Number of Members on Governing Body - 5****PER CAPITA:**

Gross Debt **1,616.43**  
 Net Debt **931.46**  
 Debt Service **72.68**  
 Total Tax Levy **1,226.89**  
 Municipal Expenditures **602.53**

**PER CENT:**

Gross Debt **2.76**  
 Net Debt **1.59**  
 Tax Levy Collected **95.66**  
 Tax Levy Cancelled, Abated or Adjusted

EXPENDITURES		REVENUES-REALIZED		1982 PROPERTY TAX	
GENERAL GOVERNMENT		1982 Property Taxes Collected		STATE EQUALIZED TAX RATE $\rightarrow$	
Governing Body & Public Boards	10,800.00	10,285,602.52		Local District School Taxes	1.34
Municipal Clerk	68,843.01	185,988.34		Regional & Consolidated School Tax	
Financial Administration	71,335.00	411,621.44		School Taxes in Municipal Budget	
Assessment of Taxes	28,125.00	843,576.00		County Taxes	.58
Collection of Taxes	34,700.00	1,423,744.00		County Library Taxes	.02
Planning, Housing & Development	142,260.00	44,864.12		Local Municipal Purpose Taxes	.06
Human Resources	10,200.00	51,470.00		Veteran & Senior Citizen Taxes	
Elections	4,500.00	14,329,836.34		Total Taxes for Rate Computation	2.00
General Administration (other)	577,865.07	1,652,500.00		Special District Taxes	
JUDICIARY		15,982,336.34		Bank Corp. Taxes	9,514.83
Municipal Courts	53,385.00	373,385.00		Added and Omitted Taxes	143,035.44
PUBLIC SAFETY		612,348.88		Total Taxes Levied - ABSTRACT	10,762,250.91
Fire Protection	257,840.66	9,129.74		Total Taxes Billed	10,752,736.08
Police Protection	845,020.00	11,023.54		1982 TAXES COLLECTED	10,285,602.92
Civil Defense & Disaster Control	250.00	321,539.84		1982 Taxes Cancelled, Abated or Adjusted	
Environmental Inspection & Control	58,080.00	270,655.76		Transfer to Tax Title Liens or Foreclosed	
Other Public Safety				Balance Outstanding Dec. 31, 1982	467,133.16
PUBLIC WORKS				PRIOR YEARS TAXES OUTSTANDING	
Streets and Drainage	651,000.00			Balance January 1, 1982	234,414.26
Sewers and Sewage Processing	1,000.00			Collected in 1982	185,988.34
Garbage and Trash Disposal	7,500.00			Cancelled, Abated or Adjusted 1982	
Public Buildings and Grounds	87,575.00			Transfers to Tax Title Liens or Foreclosed	
Other Public Works	808,151.92			Balance December 31, 1982	48,425.92
HEALTH and WELFARE				TAX TITLE LIENS OUTSTANDING	
Health Services Except Environmental	41,325.00			Balance January 1, 1982	70,983.71
Welfare-Public Assistance	2,700.00			Transfer From Taxes	
Hospitals, Clinics, First Aid				Redeemed in 1982	
Animal, Insect, & Rodent Control				Cancelled, Abated or Adjusted (1982)	
Other Welfare Services				Transfers to Foreclosed Property	
RECREATION and CONSERVATION				Balance December 31, 1982	70,983.71
Beaches and Boardwalks	42,025.00			PROPERTY ACQUIRED BY DEED OR	
Parks, Playgrounds, Shade Trees	200.00			FORECLOSURE	
Land Reclamation & Conservation	32,450.00			Balance January 1, 1982	15,350.00
Other Recreational Services				Transfers From Taxes or Liens	
EDUCATION (excluding schools)				Sale for Cash (1982)	
Libraries	25,100.00			Cancelled, Abated or Adjusted (1982)	
Other Educational Services	1,200.00			Balance December 31, 1982	15,350.00
STATUTORY EXPENDITURES				CURRENT FINANCES DECEMBER 31, 1982	
Pensions & F. I. C. A.	185,155.14			ASSETS	
Employee Fringe Benefits	74,900.00			Cash Dec. 31, 1982	5,356,390.65
Other Statutory Expenditures	7,000.00			Taxes Receivable	515,559.08
CETA And Other Public Employment Programs				Tax Title Liens	70,983.71
MUNICIPAL FUNCTIONS	4,130,485.80			Foreclosed Property	15,350.00
CAPITAL IMPROVEMENTS	*MEMO*			Emergencies & Other Deferred Charges	62,222.80
DEBT SERVICE				State and Federal Aid Receivable	
Principal Payments	157,500.00			Other Receivables	1,954.24
Interest Payments	440,035.02			Total	6,062,460.48
DEFERRED CHARGES	144,000.00			LIABILITIES, RESERVES, AND SURPLUS	
SCHOOL, COUNTY, SPECIAL DISTRICT TAXES	10,293,797.64			Cash Liabilities	3,418,804.50
RESERVE FOR UNCOLLECTED TAXES	373,385.00			Reserves for Receivables	603,847.03
EXPENDITURES	15,579,203.46			Surplus Dec. 31, 1982	2,039,808.95
				Total	6,062,460.48



1912

Population 1980 **15,531**  
 Population 1982 **15,345**  
 S & P Rating  
 Moody Rating

General Tax Rate Per \$100:  
**3.56**  
 State Equalized Tax Rate  
**2.63**

**HOPATCONG BOROUGH - SUSSEX COUNTY**  
**Form of Government:**  
**Borough Council**  
**Number of Members on Governing Body - 6**

PER CAPITA:  
 Gross Debt **640.78**  
 Net Debt **243.71**  
 Debt Service **17.14**  
 Total Tax Levy **598.75**  
 Municipal Expenditures **247.13**

PER CENT:  
 Gross Debt **3.02**  
 Net Debt **1.15**  
 Tax Levy Collected **96.38**  
 Tax Levy Cancelled, Abated or Adjusted **.28**

EXPENDITURES		REVENUES-REALIZED		1982 PROPERTY TAX	
<b>GENERAL GOVERNMENT</b>				STATE EQUALIZED TAX RATE <b>2.63</b>	
Governing Body & Public Boards		1982 Property Taxes Collected	<b>8,857,457.98</b>	Local District School Taxes	<b>1.53</b> <b>5,329,282.50</b>
Municipal Clerk		1982 Payments in Lieu of Taxes		Regional & Consolidated School Tax	
Financial Administration	<b>60,090.00</b>	Delinquent Tax & Lien Collections	<b>363,287.05</b>	School Taxes in Municipal Budget	
Assessment of Taxes	<b>55,950.00</b>	Business Personalty Replacement Taxes	<b>21,248.00</b>	County Taxes	<b>.56</b> * <b>1,953,319.60</b>
Collection of Taxes	<b>67,405.00</b>	Taxes from Public Utilities	<b>425,064.00</b>	County Library Taxes	<b>.03</b> <b>107,775.70</b>
Planning, Housing & Development	<b>9,540.00</b>	Other Miscellaneous Tax Revenues		Local Municipal Purpose Taxes	<b>.50</b> <b>1,757,827.91</b>
Human Resources	<b>500.00</b>	State Aid Revenues	<b>161,055.62</b>	Veteran & Senior Citizen Taxes	<b>136,375.00</b>
Elections	<b>4,100.00</b>	Federal Aid Revenues		Total Taxes for Rate Computation	<b>2.62</b> <b>5,284,580.71</b>
General Administration (other)	<b>326,650.00</b>	State and Local Fiscal Assistance Act Utilized	<b>173,110.15</b>	Special District Taxes	
<b>JUDICIARY</b>		Sale of Acquired Property		Bank Corp. Taxes	<b>1,526.71</b>
Municipal Courts	<b>51,170.00</b>	Other Miscellaneous Revenues	<b>756,560.57</b>	Added and Omitted Taxes	<b>38,064.81</b>
<b>PUBLIC SAFETY</b>		Total	<b>10,757,783.41</b>	Total Taxes Levied - ABSTRACT	<b>5,187,797.23</b>
Fire Protection	<b>23,625.00</b>	Prior Years Surplus Appropriated	<b>615,300.00</b>	Total Taxes Billed	<b>5,150,214.32</b>
Police Protection	<b>649,081.70</b>	REVENUES TOTAL	<b>11,373,083.41</b>	1982 TAXES COLLECTED	<b>8,857,457.98</b>
Civil Defense & Disaster Control		Reserve For Uncollected Taxes	<b>640,246.86</b>	1982 Taxes Cancelled, Abated or Adjusted	<b>25,371.92</b>
Environmental Inspection & Control	<b>112,435.00</b>	CAPITAL OUTLAY TOTAL	<b>960,359.17</b>	Transfer to Tax Title Liens or Foreclosed	<b>48,227.34</b>
Other Public Safety				Balance Outstanding Dec. 31, 1982	<b>259,157.08</b>
<b>PUBLIC WORKS</b>				<b>PRIOR YEARS TAXES OUTSTANDING</b>	
Streets and Drainage	<b>24,500.00</b>	Public Enterprises		Balance January 1, 1982	<b>316,457.23</b>
Sewers and Sewage Processing		Recreation—Culture	<b>36,050.87</b>	Collected in 1982	<b>257,259.93</b>
Garbage and Trash Disposal	<b>9,000.00</b>	Public Works	<b>557,969.32</b>	Cancelled, Abated or Adjusted 1982	<b>3,919.38</b>
Public Buildings and Grounds	<b>80,500.00</b>	Buildings and Grounds	<b>326,338.98</b>	Transfers to Tax Title Liens or Foreclosed	<b>15,277.92</b>
Other Public Works	<b>598,249.34</b>	Library and Education		Balance December 31, 1982	
<b>HEALTH and WELFARE</b>		Conservation		<b>TAX TITLE LIENS OUTSTANDING</b>	
Health Services Except Environmental	<b>102,000.00</b>	All Other		Balance January 1, 1982	<b>395,219.89</b>
Welfare-Public Assistance	<b>8,900.00</b>	CAPITAL DEBT AUTHORIZED, DECEMBER 31, 1982		Transfer From Taxes	<b>66,142.76</b>
Hospitals, Clinics, First Aid		ISSUED AND UNISSUED GROSS DEBT NET DEBT		Redeemed in 1982	<b>66,027.16</b>
Animal, Insect, & Rodent Control	<b>22,195.00</b>	School <b>6,093,000</b>		Cancelled, Abated or Adjusted (1982)	
Other Welfare Services		Self-liquidating		Transfers to Foreclosed Property	<b>200,835.18</b>
<b>RECREATION and CONSERVATION</b>		Other <b>3,739,711</b>	<b>3,739,711</b>	Balance December 31, 1982	<b>194,500.31</b>
Beaches and Boardwalks		Total <b>9,832,711</b>	<b>3,739,711</b>	<b>PROPERTY ACQUIRED BY DEED OR FORECLOSURE</b>	
Parks, Playgrounds, Shade Trees	<b>2,000.00</b>	ISSUED AND OUTSTANDING		Balance January 1, 1982	<b>813,445.10</b>
Land Reclamation & Conservation	<b>148,100.00</b>	School	<b>6,053,000.00</b>	Transfers From Taxes or Liens	<b>200,835.18</b>
Other Recreational Services		Self-Liquidating		Sale for Cash (1982)	<b>12,730.18</b>
<b>EDUCATION (excluding schools)</b>		Other	<b>2,777,193.82</b>	Cancelled, Abated or Adjusted (1982)	
Libraries	<b>24,000.00</b>	Total	<b>8,870,193.82</b>	Balance December 31, 1982	<b>1,001,550.10</b>
Other Educational Services		EQUALIZED VALUATION BASIS		<b>CURRENT FINANCES DECEMBER 31, 1982</b>	
<b>STATUTORY EXPENDITURES</b>		FOR NET DEBT COMPUTATION	<b>325,091,157</b>	<b>ASSETS</b>	
Pensions & F. I. C. A.	<b>209,799.30</b>	REAL PROPERTY VALUATIONS		Cash Dec. 31, 1982	<b>1,621,773.41</b>
Employee Fringe Benefits	<b>73,550.00</b>	Code Class # of Parcels % VAL'N		Taxes Receivable	<b>259,157.08</b>
Other Statutory Expenditures	<b>17,100.00</b>	1 Vacant Land 3045 4.02	<b>10,274,210.00</b>	Tax Title Liens	<b>194,500.31</b>
<b>CETA And Other Public Employment Programs</b>		2 Residential 5803 92.54	<b>236,455,840.00</b>	Foreclosed Property	<b>1,001,550.10</b>
<b>MUNICIPAL FUNCTIONS TOTAL</b>	<b>2,680,440.34</b>	3 Farm 7 .04	<b>107,740.00</b>	Emergencies & Other Deferred Charges	
<b>CAPITAL IMPROVEMENTS *MEMO*</b>	<b>150,000.00</b>	4a Commercial 78 2.99	<b>7,652,750.00</b>	State and Federal Aid Receivable	<b>25,029.94</b>
<b>DEBT SERVICE</b>		4b Industrial		Other Receivables	<b>47,927.18</b>
Principal Payments	<b>158,284.63</b>	4c Apartments 4 .41	<b>1,035,700.00</b>	Total	<b>3,149,938.02</b>
Interest Payments	<b>104,762.50</b>	Total 8937	<b>255,526,240.00</b>	<b>LIABILITIES, RESERVES, AND SURPLUS</b>	
<b>DEFERRED CHARGES</b>	<b>208,515.37</b>	Land Area 10.80 Sq. Miles		Cash Liabilities	<b>198,259.10</b>
<b>SCHOOL, COUNTY, SPECIAL DISTRICT TAXES</b>	<b>7,350,377.80</b>	Net Valuation Taxable-Municipal	<b>257,083,108</b>	Reserves for Receivables	<b>1,503,134.67</b>
<b>RESERVE FOR UNCOLLECTED TAXES</b>	<b>640,246.86</b>	Net Valuation Taxable-County	<b>331,504,940</b>	Surplus Dec. 31, 1982	<b>1,448,544.25</b>
<b>EXPENDITURES TOTAL</b>	<b>11,182,627.50</b>	State Equalized Valuation	<b>348,080,112</b>	Total	<b>3,149,938.02</b>
		State Equalization Ratio	<b>73.74</b>		



2111

Population 1980 1,468  
 Population 1982 1,509  
 S & P Rating  
 Moody Rating

General Tax Rate Per \$100.

2.58

State Equalized Tax Rate  
1.84

## HOPE TOWNSHIP – WARREN COUNTY

## Form of Government:

## Township Committee

## Number of Members on Governing Body – 3

PER CAPITA:

Grass Debt 66.27

Net Debt

Debt Service

Total Tax Levy 616.27

Municipal Expenditures 287.21

PER CENT:

Grass Debt .24

Net Debt

Tax Levy Collected 91.39

Tax Levy Cancelled, Abated

or Adjusted

EXPENDITURES		REVENUES-REALIZED		1982 PROPERTY TAX	
GENERAL GOVERNMENT				STATE EQUALIZED TAX RATE	
Governing Body & Public Boards		1982 Property Taxes Collected	849,381.85	Local District School Taxes 1.29	638,449.00
Municipal Clerk		1982 Payments in Lieu of Taxes	23.52	Regional & Consolidated School Tax	
Financial Administration	8,936.50	Delinquent Tax & Lien Collections	58,907.18	School Taxes in Municipal Budget	
Assessment of Taxes	7,682.00	Business Personalty Replacement Taxes	20,175.84	County Taxes .51 *	253,610.53
Collection of Taxes	6,090.00	Taxes from Public Utilities	117,405.00	County Library Taxes .03	12,631.48
Planning, Housing & Development	20,445.00	Other Miscellaneous Tax Revenues		Local Municipal Purpose Taxes	
Human Resources		State Aid Revenues	8,055.99	Veteran & Senior Citizen Taxes	14,025.00
Elections	310.00	Federal Aid Revenues		Total Taxes for Rate Computation 1.83	918,716.01
General Administration (other)	70,446.90	State and Local Fiscal Assistance Act Utilized	18,494.00	Special District Taxes	
JUDICIARY		Sale of Acquired Property		Bank Corp. Taxes	3,783.00
Municipal Courts	17,814.00	Other Miscellaneous Revenues	121,149.53	Added and Omitted Taxes	21,477.75
PUBLIC SAFETY		Total	1,153,592.91	Total Taxes Levied - ABSTRACT	929,951.76
Fire Protection	13,028.00	Prior Years Surplus Appropriated	219,743.55	Total Taxes Billed	929,398.59
Police Protection	6,755.90	REVENUES TOTAL	1,413,336.50	1982 TAXES COLLECTED	849,381.85
Civil Defense & Disaster Control	690.00	Reserve For Uncollected Taxes	72,480.00	1982 Taxes Cancelled, Abated or Adjusted	
Environmental Inspection & Control	6,044.00			Transfer to Tax Title Liens or Foreclosed	12,928.63
Other Public Safety				Prior Outstanding Dec. 31, 1982	67,088.11
PUBLIC WORKS		CAPITAL OUTLAY TOTAL		PRIOR YEARS TAXES OUTSTANDING	
Streets and Drainage	85,259.20	Public Enterprises		Balance January 1, 1982	55,965.12
Sewers and Sewage Processing		Recreation—Culture		Collected in 1982	51,381.68
Garbage and Trash Disposal	23,500.00	Public Works		Cancelled, Abated or Adjusted 1982	.43
Public Buildings and Grounds	12,567.00	Buildings and Grounds		Transfers to Tax Title Liens or Foreclosed	2,832.87
Other Public Works		Library and Education		Balance December 31, 1982	1,750.14
HEALTH and WELFARE		Conservation		TAX TITLE LIENS OUTSTANDING	
Health Services Except Environmental	1,024.00	All Other		Balance January 1, 1982	10,761.34
Welfare-Public Assistance		CAPITAL DEBT AUTHORIZED, DECEMBER 31, 1982		Transfer From Taxes	7,372.97
Hospitals, Clinics, First Aid		ISSUED AND UNISSUED GROSS DEBT NET DEBT		Redeemed in 1982	7,525.50
Animal, Insect, & Rodent Control	1,684.00	School 100,000		Cancelled, Abated or Adjusted (1982)	
Other Welfare Services		Self-liquidating		Transfers to Foreclosed Property	1,045.76
RECREATION and CONSERVATION		Other		Balance December 31, 1982	9,563.05
Beaches and Boardwalks		Total 100,000		PROPERTY ACQUIRED BY DEED OR	
Parks, Playgrounds, Shade Trees		ISSUED AND OUTSTANDING		FORECLOSURE	
Land Reclamation & Conservation	100.00	School 100,000.00		Balance January 1, 1982	14,604.24
Other Recreational Services	8,134.20	Self-Liquidating		Transfers From Taxes or Liens	1,045.76
EDUCATION (excluding schools)		Other		Sale for Cash (1982)	
Libraries	100.00	Total 100,000.00		Cancelled, Abated or Adjusted (1982)	
Other Educational Services	400.00	EQUALIZED VALUATION BASIS		Balance December 31, 1982	15,650.00
STATUTORY EXPENDITURES		FOR NET DEBT COMPUTATION	42,167,575	CURRENT FINANCES DECEMBER 31, 1982	
Pensions & F. I. C. A.	12,900.00	REAL PROPERTY VALUATIONS		ASSETS	
Employee Fringe Benefits	3,800.00	Code Class # of Parcels % VAL'N ASSESSED VALUATION		Cash Dec. 31, 1982	517,603.98
Other Statutory Expenditures	1,450.00	1 Vacant Land 238 10.39 3,570,625.00		Taxes Receivable	68,838.25
CETA And Other Public Employment Programs		2 Residential 463 63.87 21,944,880.00		Tax Title Liens	9,563.05
MUNICIPAL FUNCTIONS TOTAL	309,160.70	3 Farm 279 20.53 7,051,595.00		Foreclosed Property	15,650.00
CAPITAL IMPROVEMENTS *MEMO*	10,000.00	4a Commercial 30 4.58 1,573,700.00		Emergencies & Other Deferred Charges	442.20
DEBT SERVICE		4b Industrial 2 .38 129,400.00		State and Federal Aid Receivable	
Principal Payments		4c Apartments 1 .26 88,650.00		Other Receivables	190.44
Interest Payments		Total 1013 34,358,850.00		Total	612,287.92
DEFERRED CHARGES	51,753.67	Land Area 18.90 Sq. Miles		LIABILITIES, RESERVES, AND SURPLUS	
SCHOOL, COUNTY, SPECIAL DISTRICT TAXES	904,691.01	Net Valuation Taxable-Municipal	35,196,543	Cash Liabilities	312,242.97
RESERVE FOR UNCOLLECTED TAXES	72,480.00	Net Valuation Taxable-County	42,486,596	Reserves for Receivables	54,241.74
EXPENDITURES TOTAL	1,338,085.38	State Equalized Valuation	49,033,583	Surplus Dec. 31, 1982	205,803.21
		State Equalization Ratio	71.29	Total	612,287.92

1105

Population 1980 **2,001**  
 Population 1982 **1,984**  
 S & P Rating  
 Moody Rating

General Tax Rate Per \$100.

State Equalized Tax Rate **4.61**  
**2.47**

**HOPEWELL BOROUGH – MERCER COUNTY****Form of Government:****Borough Council****Number of Members on Governing Body – 6**

PER CAPITA:

Gross Debt **582.97**  
 Net Debt **476.47**  
 Debt Service **62.18**  
 Total Tax Levy **656.76**  
 Municipal Expenditures **259.91**

PER CENT:

Gross Debt **2.38**  
 Net Debt **1.94**  
 Tax Levy Collected **97.82**  
 Tax Levy Cancelled, Abated or Adjusted **.01**

EXPENDITURES		REVENUES-REALIZED		1982 PROPERTY TAX	
GENERAL GOVERNMENT		1982 Property Taxes Collected		STATE EQUALIZED TAX RATE →	
Governing Body & Public Boords		1,274,240.60		Local District School Taxes	
Municipal Clerk		25,716.00		Regional & Consolidated School Tax	
Financial Administration	8,075.00	32,915.68		School Taxes in Municipal Budget	
Assessment of Taxes	30,311.53	100,419.00		County Taxes	
Collection of Taxes	5,409.00	18,334.13		County Library Taxes	
Planning, Housing & Development	4,073.00	2,075.74		Local Municipal Purpose Taxes	
Human Resources		138,731.13		Veteran & Senior Citizen Taxes	
Elections	1,000.00	98,571.66		Total Taxes for Rate Computation	
General Administration (other)	46,126.47	1,691,003.94		Special District Taxes	
JUDICIARY		42,084.00		Bank Corp. Taxes	
Municipal Courts	3,554.00	45,212.13		Added and Omitted Taxes	
PUBLIC SAFETY		29,960.00		Total Taxes Levied - ABSTRACT	
Fire Protection	7,500.00	15,252.13		Total Taxes Billed	
Police Protection	78,074.48	77,823.26		1982 TAXES COLLECTED	
Civil Defense & Disaster Control	50.00	1,061,500.00		1982 Taxes Cancelled, Abated or Adjusted	
Environmental Inspection & Control		1,139,323.26		Transfer to Tax Title Liens or Foreclosed	
Other Public Safety		48,652.536		Balance Outstanding Dec. 31, 1982	
PUBLIC WORKS		27,396.35		PRIOR YEARS TAXES OUTSTANDING	
Streets and Drainage	36,968.52	25,726.87		Balance January 1, 1982	
Sewers and Sewage Processing		25,716.00		Collected in 1982	
Garbage and Trash Disposal	61,082.42	10.87		Cancelled, Abated or Adjusted 1982	
Public Buildings and Grounds	9,645.00	3,239.58		Transfers to Tax Title Liens or Foreclosed	
Other Public Works		1,174.15		Balance December 31, 1982	
HEALTH and WELFARE		233,338.82		TAX TITLE LIENS OUTSTANDING	
Health Services Except Environmental	11,790.44	36,620.07		Balance January 1, 1982	
Welfare-Public Assistance	2,089.50	31,810.08		Transfer From Taxes	
Hospitals, Clinics, First Aid		164,908.67		Redeemed in 1982	
Animal, Insect, & Rodent Control	1,630.00	23,400.00		Cancelled, Abated or Adjusted (1982)	
Other Welfare Services		1,174.15		Transfers to Foreclosed Property	
RECREATION and CONSERVATION		233,338.82		Balance December 31, 1982	
Beaches and Boardwalks	2,500.00	1,174.15		PROPERTY ACQUIRED BY DEED OR FORECLOSURE	
Parks, Playgrounds, Shade Trees		36,620.07		Balance January 1, 1982	
Land Reclamation & Conservation		31,810.08		Transfers From Taxes or Liens	
Other Recreational Services		164,908.67		Sole for Cosh (1982)	
EDUCATION (excluding schools)		23,400.00		Cancelled, Abated or Adjusted (1982)	
Libraries	12,625.00	1,174.15		Balance December 31, 1982	
Other Educational Services		36,620.07		CURRENT FINANCES DECEMBER 31, 1982	
STATUTORY EXPENDITURES		233,338.82		ASSETS	
Pensions & F. I. C. A.	20,499.49	1,174.15		Cosh Dec. 31, 1982	
Employee Fringe Benefits	2,946.00	36,620.07		Taxes Receivable	
Other Statutory Expenditures	1,600.00	31,810.08		Tax Title Liens	
CETA And Other Public Employment Programs		164,908.67		Foreclosed Property	
MUNICIPAL FUNCTIONS TOTAL	347,549.91	23,400.00		Emergencies & Other Deferred Charges	
CAPITAL IMPROVEMENTS *MEMO*	2,937.05	1,174.15		State and Federal Aid Receivable	
DEBT SERVICE		36,620.07		Other Receivables	
Principal Payments	20,500.00	31,810.08		Total	
Interest Payments	102,857.09	164,908.67		LIABILITIES, RESERVES, AND SURPLUS	
DEFERRED CHARGES	2,676.91	23,400.00		Cosh Liabilities	
SCHOOL, COUNTY, SPECIAL DISTRICT TAXES	1,120,581.77	31,810.08		Reserves for Receivables	
RESERVE FOR UNCOLLECTED TAXES	42,084.00	164,908.67		Surplus Dec. 31, 1982	
EXPENDITURES TOTAL	1,636,249.68	233,338.82		Total	



0607

Population 1980 4,365  
Population 1982 4,379  
S & P Rating  
Moody Rating

General Tax Rate Per \$100.

State Equalized Tax Rate 2.47  
2.47

# HOPEWELL TWP. - CUMBERLAND CO.

Form of Government:  
Township Committee

Number of Members on Governing Body - 3

PER CAPITA:

Gross Debt 436.60  
Net Debt 47.96  
Debt Service 22.12  
Total Tax Levy 368.93  
Municipal Expenditures 165.56

PER CENT:

Gross Debt 3.05  
Net Debt .33  
Tax Levy Collected 89.08  
Tax Levy Cancelled, Abated or Adjusted

EXPENDITURES		REVENUES-REALIZED		1982 PROPERTY TAX	
GENERAL GOVERNMENT				STATE EQUALIZED TAX RATE	
Governing Body & Public Boards		1982 Property Taxes Collected	1,436,770.06	Local District School Taxes .89	577,872.00
Municipal Clerk		1982 Payments in Lieu of Taxes		Regional & Consolidated School Tax .53	340,620.48
Financial Administration	22,000.00	Delinquent Tax & Lien Collections	152,166.58	School Taxes in Municipal Budget	
Assessment of Taxes	14,200.00	Business Personalty Replacement Taxes	36,495.04	County Taxes 1.05 *	683,410.61
Collection of Taxes	15,200.00	Taxes from Public Utilities	184,250.00	County Library Taxes	
Planning, Housing & Development	11,100.00	Other Miscellaneous Tax Revenues		Local Municipal Purpose Taxes	
Human Resources		State Aid Revenues	28,111.70	Veteran & Senior Citizen Taxes	42,800.00
Elections		Federal Aid Revenues		Total Taxes for Rate Computation 2.47	1,644,703.09
General Administration (other)	85,820.00	State and Local Fiscal Assistance Act Utilized	27,703.00	Special District Taxes	
JUDICIARY		Sale of Acquired Property		Bank Corp. Taxes	2,632.71
Municipal Courts	8,468.00	Other Miscellaneous Revenues		Added and Omitted Taxes	11,027.07
PUBLIC SAFETY		Total	2,081,800.44	Total Taxes Levied - ABSTRACT	1,615,562.87
Fire Protection	18,600.00	Prior Years Surplus Appropriated	350,000.00	Total Taxes Billed	1,612,930.16
Police Protection	2,650.00	REVENUES TOTAL	2,431,800.44	1982 TAXES COLLECTED	1,436,770.06
Civil Defense & Disaster Control	1,200.00	Reserve For Uncollected Taxes	152,000.00	1982 Taxes Cancelled, Abated or Adjusted	
Environmental Inspection & Control	8,000.00	CAPITAL OUTLAY TOTAL	9,073.60	Transfer to Tax Title Liens or Foreclosed	
Other Public Safety				Balance Outstanding Dec. 31, 1982	176,160.10
PUBLIC WORKS				PRIOR YEARS TAXES OUTSTANDING	
Streets and Drainage	154,380.96	Public Enterprises		Balance January 1, 1982	147,830.90
Sewers and Sewage Processing		Recreation—Culture		Collected in 1982	147,326.56
Garbage and Trash Disposal	10,455.04	Public Works		Cancelled, Abated or Adjusted 1982	
Public Buildings and Grounds	36,500.00	Buildings and Grounds	9,073.60	Transfers to Tax Title Liens or Foreclosed	
Other Public Works		Library and Education		Balance December 31, 1982	504.34
HEALTH and WELFARE		Conservation		TAX TITLE LIENS OUTSTANDING	
Health Services Except Environmental	400.00	All Other		Balance January 1, 1982	6,505.48
Welfare-Public Assistance	3,500.00	CAPITAL DEBT AUTHORIZED, DECEMBER 31, 1982		Transfer From Taxes	
Hospitals, Clinics, First Aid		ISSUED AND UNISSUED GROSS DEBT NET DEBT		Redeemed in 1982	4,840.02
Animal, Insect, & Rodent Control	2,900.00	School 1,701,869		Cancelled, Abated or Adjusted (1982)	
Other Welfare Services		Self-liquidating 210,000	210,000	Transfers to Foreclosed Property	
RECREATION and CONSERVATION		Other 1,911,869	210,000	Balance December 31, 1982	1,665.46
Beaches and Boardwalks		Total	1,911,869.98	PROPERTY ACQUIRED BY DEED OR	
Parks, Playgrounds, Shade Trees		ISSUED AND OUTSTANDING		FORECLOSURE	
Land Reclamation & Conservation		School 1,701,869.98		Balance January 1, 1982	
Other Recreational Services	6,500.00	Self-Liquidating 210,000.00		Transfers From Taxes or Liens	
EDUCATION (excluding schools)		Other 1,911,869.98		Sole for Cash (1982)	
Libraries		Total	1,911,869.98	Cancelled, Abated or Adjusted (1982)	
Other Educational Services		EQUALIZED VALUATION BASIS		Balance December 31, 1982	
STATUTORY EXPENDITURES		FOR NET DEBT COMPUTATION	62,751,847	CURRENT FINANCES DECEMBER 31, 1982	
Pensions & F. I. C. A.	16,974.00	REAL PROPERTY VALUATIONS		ASSETS	
Employee Fringe Benefits		Code Class # of Parcels % VAL'N ASSESSED VALUATION		Cash Dec. 31, 1982	1,108,653.47
Other Statutory Expenditures	2,000.00	1 Vacant Land 343 2.33	1,482,500.00	Taxes Receivable	176,664.44
CETA And Other Public Employment Programs		2 Residential 1111 74.25	47,265,400.00	Tax Title Liens	1,665.46
MUNICIPAL FUNCTIONS TOTAL	420,848.00	3 Farm 589 19.57	12,458,600.00	Foreclosed Property	
CAPITAL IMPROVEMENTS *MEMC*		4a Commercial 48 3.85	2,449,700.00	Emergencies & Other Deferred Charges	
DEBT SERVICE		4b Industrial		State and Federal Aid Receivable	1,778.81
Principal Payments	70,000.00	4c Apartments		Other Receivables	3,732.58
Interest Payments	26,852.00	Total 2091	63,656,200.00	Total	1,292,494.76
DEFERRED CHARGES	15,300.00	Land Area 31.40 Sq. Miles		LIABILITIES, RESERVES, AND SURPLUS	
SCHOOL, COUNTY, SPECIAL DISTRICT TAXES	1,601,903.09	Net Valuation Taxable-Municipal	64,961,947	Cash Liabilities	596,505.26
RESERVE FOR UNCOLLECTED TAXES	152,000.00	Net Valuation Taxable-County	64,359,360	Reserves for Receivables	182,062.48
EXPENDITURES TOTAL	2,326,903.09	State Equalized Valuation	64,866,606	Surplus Dec. 31, 1982	513,927.02
		State Equalization Ratio	100.15	Total	1,292,494.76



Population 1980 10,893  
 Population 1982 10,937  
 S & P Rating  
 Moody Rating

General Tax Rate Per \$100.

3.38  
 State Equalized Tax Rate  
 2.30

**HOPEWELL TWP. - MERCER CO.****Form of Government:****Township Committee****Number of Members on Governing Body - 5****PER CAPITA:**

Gross Debt 168.41  
 Net Debt 105.88  
 Debt Service 34.35  
 Total Tax Levy 932.86  
 Municipal Expenditures 300.26

**PER CENT:**

Gross Debt .46  
 Net Debt .29  
 Tax Levy Collected 96.31  
 Tax Levy Cancelled, Abated or Adjusted .02

EXPENDITURES		REVENUES-REALIZED		1982 PROPERTY TAX	
<b>GENERAL GOVERNMENT</b>				STATE EQUALIZED TAX RATE →	
Governing Body & Public Boards	24,251.00	1982 Property Taxes Collected		Local District School Taxes	
Municipal Clerk	30,522.00	9,820,344.93		Regional & Consolidated School Tax	1.28
Financial Administration	43,905.00	1982 Payments in Lieu of Taxes		School Taxes in Municipal Budget	
Assessment of Taxes	44,968.00	Delinquent Tax & Lien Collections		County Taxes	.81
Collection of Taxes	30,836.00	404,257.00		County Library Taxes	.04
Planning, Housing & Development	43,631.00	Business Personalty Replacement Taxes		Local Municipal Purpose Taxes	.17
Human Resources		277,737.40		Veteran & Senior Citizen Taxes	
Elections	2,965.00	Taxes from Public Utilities		Total Taxes for Rate Computation	2.30
General Administration (other)	267,852.41	1,063,646.00		Special District Taxes	
<b>JUDICIARY</b>		Other Miscellaneous Tax Revenues		Bank Corp. Taxes	
Municipal Courts	69,793.00	State Aid Revenues		Added and Omitted Taxes	
<b>PUBLIC SAFETY</b>		Federal Aid Revenues		Total Taxes Levied - ABSTRACT	
Fire Protection	38,057.00	State and Local Fiscal Assistance Act Utilized		Total Taxes Billed	
Police Protection	553,341.93	Sale of Acquired Property		1982 TAXES COLLECTED	
Civil Defense & Disaster Control	4,020.00	Other Miscellaneous Revenues		1982 Taxes Cancelled, Abated or Adjusted	
Environmental Inspection & Control	41,634.00	467,555.05		Transfer to Tax Title Liens or Foreclosed	
Other Public Safety		Total		Balance Outstanding Dec. 31, 1982	
<b>PUBLIC WORKS</b>		12,179,252.13		PRIOR YEARS TAXES OUTSTANDING	
Streets and Drainage	583,112.40	Prior Years Surplus Appropriated		Balance January 1, 1982	
Sewers and Sewage Processing	22,187.89	500,000.00		Collected in 1982	
Garbage and Trash Disposal		REVENUES		Cancelled, Abated or Adjusted 1982	
Public Buildings and Grounds	85,707.00	12,679,252.13		Transfers to Tax Title Liens or Foreclosed	
Other Public Works	4,163.00	Reserve for Uncollected Taxes		Balance December 31, 1982	
<b>HEALTH and WELFARE</b>		580,553.04		TAX TITLE LIENS OUTSTANDING	
Health Services Except Environmental	53,079.00	CAPITAL OUTLAY		Balance January 1, 1982	
Welfare-Public Assistance	2,985.00	TOTAL		Transfer From Taxes	
Hospitals, Clinics, First Aid		241,100.45		Redeemed in 1982	
Animal, Insect, & Rodent Control	4,698.00	Public Enterprises		Cancelled, Abated or Adjusted (1982)	
Other Welfare Services		Recreation—Culture		Transfers to Foreclosed Property	
<b>RECREATION and CONSERVATION</b>		240,670.45		Balance December 31, 1982	
Beaches and Boardwalks		Public Works		PROPERTY ACQUIRED BY DEED OR FORECLOSURE	
Parks, Playgrounds, Shade Trees	319.00	Buildings and Grounds		Balance January 1, 1982	
Land Reclamation & Conservation	875.00	430.00		Transfers From Taxes or Liens	
Other Recreational Services	2,810.00	Library and Education		Sale for Cash (1982)	
<b>EDUCATION (excluding schools)</b>		Conservation		Cancelled, Abated or Adjusted (1982)	
Libraries		All Other		Balance December 31, 1982	
Other Educational Services	505.00	CAPITAL DEBT AUTHORIZED, DECEMBER 31, 1982		CURRENT FINANCES DECEMBER 31, 1982	
<b>STATUTORY EXPENDITURES</b>		ISSUED AND UNISSUED		ASSETS	
Pensions & F. I. C. A.	168,693.00	GROSS DEBT		Cash Dec. 31, 1982	
Employee Fringe Benefits	78,810.00	NET DEBT		Taxes Receivable	
Other Statutory Expenditures	6,642.00	SCHOOL		Tax Title Liens	
<b>CETA And Other Public Employment Programs</b>		Self-Liquidating		Foreclosed Property	
MUNICIPAL FUNCTIONS		Other		Emergencies & Other Deferred Charges	
CAPITAL IMPROVEMENTS	*MEMO*	Total		State and Federal Aid Receivable	
DEBT SERVICE		1,198,057		Other Receivables	
Principal Payments	275,910.00	1,841,923		Total	
Interest Payments	99,755.36	ISSUED AND OUTSTANDING		LIABILITIES, RESERVES, AND SURPLUS	
<b>DEFERRED CHARGES</b>		SCHOOL		Cash Liabilities	
SCHOOL, COUNTY, SPECIAL DISTRICT TAXES		Self-Liquidating		Reserves for Receivables	
RESERVE FOR UNCOLLECTED TAXES		Other		Surplus Dec. 31, 1982	
EXPENDITURES		Total		Total	
		1,158,057			
		1,197,557.00			
		EQUALIZED VALUATION BASIS			
		FOR NET DEBT COMPUTATION			
		REAL PROPERTY VALUATIONS			
		Code Class # of Parcels % VAL'N			
		ASSESSED VALUATION			
		1 Vacant Land 452 1.93			
		2 Residential 2920 63.38			
		3 Farm 1233 15.13			
		4a Commercial 85 6.32			
		4b Industrial 25 13.01			
		4c Apartments 7 .23			
		Total 4722			
		Land Area 58.00 Sq. Miles			
		Net Valuation Taxable-Municipal			
		Net Valuation Taxable-County			
		State Equalized Valuation			
		State Equalization Ratio			
		298,442,336			
		425,983,084			
		436,789,707			
		68.13			

Population 1980 25,065  
 Population 1982 26,702  
 S & P Rating  
 Moody Rating

General Tax Rate Per \$100.  
 6.31  
 State Equalized Tax Rate  
 2.36

# HOWELL TOWNSHIP - MONMOUTH CO.

## Form of Government:

## Township Committee

Number of Members on Governing Body - 5

## PER CAPITA:

Gross Debt 578.47  
 Net Debt 293.34  
 Debt Service 35.92  
 Total Tax Levy 493.24  
 Municipal Expenditures 260.69

## PER CENT:

Gross Debt 3.33  
 Net Debt 1.69  
 Tax Levy Collected 94.60  
 Tax Levy Cancelled, Abated or Adjusted .06

EXPENDITURES		REVENUES-REALIZED		1982 PROPERTY TAX	
GENERAL GOVERNMENT				STATE EQUALIZED TAX RATE $\rightarrow$	
Governing Body & Public Boards	33,310.00	1982 Property Taxes Collected	12,437,303.27	Local District School Taxes 1.10	5,682,531.75
Municipal Clerk	67,849.00	1982 Payments in Lieu of Taxes	69,170.15	Regional & Consolidated School Tax .65	3,323,072.90
Financial Administration	70,388.00	Delinquent Tax & Lien Collections	706,676.25	School Taxes in Municipal Budget	
Assessment of Taxes	59,676.00	Business Personalty Replacement Taxes	240,647.40	County Taxes .51	2,647,745.10
Collection of Taxes	57,502.00	Taxes from Public Utilities	4,181,092.00	County Library Taxes .02	101,465.94
Planning, Housing & Development	40,890.00	Other Miscellaneous Tax Revenues		Local Municipal Purpose Taxes .07	378,286.00
Human Resources	50,000.00	State Aid Revenues	250,374.36	Veteran & Senior Citizen Taxes	237,575.00
Elections	900.00	Federal Aid Revenues		Total Taxes for Rate Computation 2.35	12,370,676.69
General Administration (other)	602,466.17	State and Local Fiscal Assistance Act Utilized	326,619.25	Special District Taxes	600,747.73
JUDICIARY		Sale of Acquired Property		Bank Corp. Taxes	13,082.51
Municipal Courts	103,591.00	Other Miscellaneous Revenues	1,022,603.64	Added and Omitted Taxes	423,682.86
PUBLIC SAFETY		Total	19,234,486.32	Total Taxes Levied - ABSTRACT	13,170,614.79
Fire Protection	3,500.00	Prior Years Surplus Appropriated	1,050,000.00	Total Taxes Billed	13,147,841.96
Police Protection	1,677,635.25	REVENUES TOTAL	20,284,486.32	1982 TAXES COLLECTED	12,437,303.27
Civil Defense & Disaster Control	3,400.00	Reserve For Uncollected Taxes	852,348.75	1982 Taxes Cancelled, Abated or Adjusted	8,357.48
Environmental Inspection & Control	168,196.00	CAPITAL OUTLAY TOTAL	1,819,677.73	Transfer to Tax Title Liens or Foreclosed	62,413.08
Other Public Safety		Public Enterprises		Balance Outstanding Dec. 31, 1982	639,768.13
PUBLIC WORKS		Recreation—Culture	151,773.11	PRIOR YEARS TAXES OUTSTANDING	
Streets and Drainage	1,225,464.00	Public Works	1,066,393.29	Balance January 1, 1982	669,426.88
Sewers and Sewage Processing		Buildings and Grounds	601,511.33	Collected in 1982	639,058.12
Garbage and Trash Disposal		Library and Education		Cancelled, Abated or Adjusted 1982	1,221.96
Public Buildings and Grounds		Conservation		Transfers to Tax Title Liens or Foreclosed	26,113.05
Other Public Works	22,539.00	All Other		Balance December 31, 1982	3,033.75
HEALTH and WELFARE		CAPITAL DEBT AUTHORIZED, DECEMBER 31, 1982		TAX TITLE LIENS OUTSTANDING	
Health Services Except Environmental	154,752.00	ISSUED AND UNISSUED GROSS DEBT		Balance January 1, 1982	460,205.82
Welfare-Public Assistance	30,000.00	School 6,489,480		Transfer From Taxes	93,184.51
Hospitals, Clinics, First Aid		Self-liquidating 8,956,875	7,832,875	Redeemed in 1982	67,618.13
Animal, Insect, & Rodent Control		Other 15,446,355	7,832,875	Cancelled, Abated or Adjusted (1982)	
Other Welfare Services		Total 15,446,355	7,832,875	Transfers to Foreclosed Property	
RECREATION and CONSERVATION		ISSUED AND OUTSTANDING		Balance December 31, 1982	485,772.20
Beaches and Boardwalks		School 6,330,131.41		PROPERTY ACQUIRED BY DEED OR FORECLOSURE	
Parks, Playgrounds, Shade Trees	12,190.00	Self-Liquidating 5,128,561.00		Balance January 1, 1982	124,200.00
Land Reclamation & Conservation	2,620.00	Other 11,458,692.41		Transfers From Taxes or Liens	
Other Recreational Services	110,088.00	Total 11,458,692.41		Sale for Cash (1982)	
EDUCATION (excluding schools)		EQUALIZED VALUATION BASIS		Cancelled, Abated or Adjusted (1982)	
Libraries	6,550.00	FOR NET DEBT COMPUTATION	464,404.070	Balance December 31, 1982	124,200.00
Other Educational Services		REAL PROPERTY VALUATIONS		CURRENT FINANCES DECEMBER 31, 1982	
STATUTORY EXPENDITURES		Code Class # of Parcels % VAL'N		ASSETS	
Pensions & F. I. C. A.	377,366.00	1 Vacant Land 1459 3.49	6,642,160.00	Cash Dec. 31, 1982	5,812,372.31
Employee Fringe Benefits	165,515.00	2 Residential 964 71.77	136,507,200.00	Taxes Receivable	642,801.88
Other Statutory Expenditures	15,000.00	3 Farm 985 9.61	18,271,100.00	Tax Title Liens	485,772.20
CETA And Other Public Employment Programs		4a Commercial 292 10.51	19,994,000.00	Foreclosed Property	124,200.00
MUNICIPAL FUNCTIONS TOTAL	5,061,387.42	4b Industrial 56 4.62	8,793,700.00	Emergencies & Other Deferred Charges	407,985.69
CAPITAL IMPROVEMENTS *MEMC*	400,000.00	Total 9756	190,208,160.00	State and Federal Aid Receivable	115,172.71
DEBT SERVICE		Land Area 62.10 Sq. Miles		Other Receivables	4,853.97
Principal Payments	520,050.00	Net Valuation Taxable-Municipal	192,389,468	Total	7,593,158.76
Interest Payments	439,005.91	Net Valuation Taxable-County	494,723,037	LIABILITIES, RESERVES, AND SURPLUS	
DEFERRED CHARGES	88,268.00	State Equalized Valuation	511,308,620	Cash Liabilities	3,520,995.08
SCHOOL, COUNTY, SPECIAL DISTRICT TAXES	12,355,563.42	State Equalization Ratio	37.36	Reserves for Receivables	1,333,757.38
RESERVE FOR UNCOLLECTED TAXES	852,348.75			Surplus Dec. 31, 1982	2,738,406.30
EXPENDITURES TOTAL	19,316,623.50			Total	7,593,158.76



Population 1980 **2,829**  
 Population 1982 **2,970**  
 S & P Rating  
 Moody Rating

General Tax Rate Per \$100.

3.19  
 State Equalized Tax Rate  
 2.26

**INDEPENDENCE TOWNSHIP - WARREN CO.****Form of Government:****Township Committee****Number of Members on Governing Body - 3****PER CAPITA.**

Gross Debt **52.03**  
 Net Debt **35.87**  
 Debt Service  
 Total Tax Levy **609.50**  
 Municipal Expenditures **203.24**

**PER CENT:**

Gross Debt **.21**  
 Net Debt **.14**  
 Tax Levy Collected **92.06**  
 Tax Levy Cancelled, Abated or Adjusted **.46**

EXPENDITURES		REVENUES-REALIZED		1982 PROPERTY TAX	
<b>GENERAL GOVERNMENT</b>				<b>STATE EQUALIZED TAX RATE</b> <span style="float:right">1.45</span>	
Governing Body & Public Boards		1982 Property Taxes Collected	<b>1,664,947.25</b>	Local District School Taxes	<b>1,148,079.00</b>
Municipal Clerk		1982 Payments in Lieu of Taxes		Regional & Consolidated School Tax	
Financial Administration	<b>8,450.00</b>	Delinquent Tax & Lien Collections	<b>127,340.92</b>	School Taxes in Municipal Budget	
Assessment of Taxes	<b>10,228.90</b>	Business Personalty Replacement Taxes	<b>29,051.48</b>	County Taxes	<b>* 462,279.91</b>
Collection of Taxes	<b>7,040.00</b>	Taxes from Public Utilities	<b>85,429.00</b>	County Library Taxes	<b>.03 22,891.97</b>
Planning, Housing & Development	<b>16,250.00</b>	Other Miscellaneous Tax Revenues		Local Municipal Purpose Taxes	<b>.20 160,000.00</b>
Human Resources		State Aid Revenues	<b>16,778.98</b>	Veteran & Senior Citizen Taxes	<b>24,200.00</b>
Elections		Federal Aid Revenues		Total Taxes for Rate Computation	<b>2.26 1,817,450.88</b>
General Administration (other)	<b>60,889.85</b>	State and Local Fiscal Assistance Act Utilized	<b>16,145.00</b>	Special District Taxes	
<b>JUDICIARY</b>		Sale of Acquired Property		Bank Corp Taxes	<b>1,687.34</b>
Municipal Courts	<b>10,200.00</b>	Other Miscellaneous Revenues	<b>145,011.27</b>	Added and Omitted Taxes	<b>15,288.71</b>
<b>PUBLIC SAFETY</b>		Total	<b>2,084,703.90</b>	Total Taxes Levied - ABSTRACT	<b>1,810,226.93</b>
Fire Protection	<b>19,800.00</b>	Prior Years Surplus Appropriated	<b>175,000.00</b>	Total Taxes Billed	<b>1,808,598.56</b>
Police Protection	<b>34,600.00</b>	REVENUES TOTAL	<b>2,259,703.90</b>	1982 TAXES COLLECTED	<b>1,664,947.25</b>
Civil Defense & Disaster Control	<b>200.00</b>	Reserve For Uncollected Taxes	<b>171,064.32</b>	1982 Taxes Cancelled, Abated or Adjusted	<b>8,282.77</b>
Environmental Inspection & Control	<b>12,400.00</b>	CAPITAL OUTLAY TOTAL	<b>16,617.83</b>	Transfer to Tax Title Liens or Foreclosed	<b>9,361.09</b>
Other Public Safety				Balance Outstanding Dec. 31, 1982	<b>126,007.45</b>
<b>PUBLIC WORKS</b>				<b>PRIOR YEARS TAXES OUTSTANDING</b>	
Streets and Drainage	<b>107,261.28</b>	Public Enterprises		Balance January 1, 1982	<b>116,550.86</b>
Sewers and Sewage Processing		Recreation—Culture		Collected in 1982	<b>103,152.28</b>
Garbage and Trash Disposal	<b>15,432.00</b>	Public Works	<b>16,617.83</b>	Cancelled, Abated or Adjusted 1982	
Public Buildings and Grounds	<b>6,880.00</b>	Buildings and Grounds		Transfers to Tax Title Liens or Foreclosed	<b>11,138.00</b>
Other Public Works	<b>11,180.00</b>	Library and Education		Balance December 31, 1982	<b>2,260.58</b>
<b>HEALTH and WELFARE</b>		Conservation		<b>TAX TITLE LIENS OUTSTANDING</b>	
Health Services Except Environmental	<b>100.00</b>	All Other		Balance January 1, 1982	<b>29,734.89</b>
Welfare-Public Assistance	<b>150.00</b>	CAPITAL DEBT AUTHORIZED, DECEMBER 31, 1982		Transfer From Taxes	<b>22,723.61</b>
Hospitals, Clinics, First Aid		ISSUED AND UNISSUED GROSS DEBT		Redeemed in 1982	<b>24,188.64</b>
Animal, Insect, & Rodent Control	<b>900.00</b>	School	<b>48,000</b>	Cancelled, Abated or Adjusted (1982)	
Other Welfare Services		Self-liquidating		Transfers to Foreclosed Property	<b>8,606.63</b>
<b>RECREATION and CONSERVATION</b>		Other	<b>106,525</b>	Balance December 31, 1982	<b>19,663.23</b>
Beaches and Boardwalks		Total	<b>154,525</b>	<b>PROPERTY ACQUIRED BY DEED OR FORECLOSURE</b>	
Parks, Playgrounds, Shade Trees		ISSUED AND OUTSTANDING		Balance January 1, 1982	<b>48,573.37</b>
Land Reclamation & Conservation	<b>800.00</b>	School	<b>48,000.00</b>	Transfers From Taxes or Liens	<b>8,606.63</b>
Other Recreational Services	<b>24,151.58</b>	Self-Liquidating		Sale for Cash (1982)	
<b>EDUCATION (excluding schools)</b>		Other		Cancelled, Abated or Adjusted (1982)	
Libraries		Total	<b>48,000.00</b>	Balance December 31, 1982	<b>57,180.00</b>
Other Educational Services		EQUALIZED VALUATION BASIS		<b>CURRENT FINANCES DECEMBER 31, 1982</b>	
<b>STATUTORY EXPENDITURES</b>		FOR NET DEBT COMPUTATION	<b>73,538,077</b>	<b>ASSETS</b>	
Pensions & F. I. C. A.	<b>17,981.73</b>	REAL PROPERTY VALUATIONS		Cash Dec. 31, 1982	<b>927,945.16</b>
Employee Fringe Benefits	<b>3,900.00</b>	Code Class # of Parcels % VAL'N		Taxes Receivable	<b>128,268.03</b>
Other Statutory Expenditures	<b>1,800.00</b>	1 Vacant Land 245 8.64	<b>4,791,405.00</b>	Tax Title Liens	<b>19,663.23</b>
<b>CETA And Other Public Employment Programs</b>		2 Residential 718 67.07	<b>37,212,835.00</b>	Foreclosed Property	<b>57,180.00</b>
<b>MUNICIPAL FUNCTIONS TOTAL</b>	<b>390,595.34</b>	3 Farm 247 8.70	<b>4,827,528.00</b>	Emergencies & Other Deferred Charges	<b>39,148.56</b>
<b>CAPITAL IMPROVEMENTS *MEMO*</b>		4a Commercial 40 4.45	<b>2,466,940.00</b>	State and Federal Aid Receivable	<b>287.68</b>
<b>DEBT SERVICE</b>		4b Industrial 6 2.92	<b>1,619,020.00</b>	Other Receivables	<b>30,643.04</b>
Principal Payments		4c Apartments 8 8.23	<b>4,563,525.00</b>	Total	<b>1,203,135.70</b>
Interest Payments		Total 1264	<b>55,481,253.00</b>	<b>LIABILITIES, RESERVES, AND SURPLUS</b>	
<b>DEFERRED CHARGES</b>	<b>41,961.39</b>	Land Area 20.10 Sq. Miles		Cash Liabilities	<b>631,851.06</b>
<b>SCHOOL, COUNTY, SPECIAL DISTRICT TAXES</b>	<b>1,633,250.88</b>	Net Valuation Taxable-Municipal	<b>56,216,591</b>	Reserves for Receivables	<b>235,754.30</b>
<b>RESERVE FOR UNCOLLECTED TAXES</b>	<b>171,064.32</b>	Net Valuation Taxable-County	<b>78,810,544</b>	Surplus Dec. 31, 1982	<b>335,530.34</b>
<b>EXPENDITURES TOTAL</b>	<b>2,236,871.93</b>	State Equalized Valuation	<b>78,999,987</b>	Total	<b>1,203,135.70</b>
		State Equalization Ratio	<b>70.89</b>		



1320

Population 1980 **1,037**  
 Population 1982 **1,024**  
 S & P Rating  
 Maady Rating

General Tax Rate Per \$100.

1.62  
 State Equalized Tax Rate  
 1.64

**INTERLAKEN BOROUGH - MONMOUTH CO.****Form of Government:****Borough Council****Number of Members on Governing Body - 6**

PER CAPITA:

Grass Debt **280.77**  
 Net Debt **280.77**  
 Debt Service **43.45**  
 Total Tax Levy **624.16**  
 Municipal Expenditures **467.39**

PER CENT:

Grass Debt **.77**  
 Net Debt **.77**  
 Tax Levy Collected **97.29**  
 Tax Levy Cancelled, Abated  
 or Adjusted **.50**

EXPENDITURES		REVENUES-REALIZED		1982 PROPERTY TAX	
<b>GENERAL GOVERNMENT</b>				<b>STATE EQUALIZED TAX RATE</b>	
Governing Body & Public Boards		1982 Property Taxes Collected	<b>621,840.95</b>	Local District School Taxes	<b>.18</b>
Municipal Clerk		1982 Payments in Lieu of Taxes		Regional & Consolidated School Tax	
Financial Administration	<b>4,729.00</b>	Delinquent Tax & Lien Collections	<b>9,251.56</b>	School Taxes in Municipal Budget	
Assessment of Taxes	<b>5,955.00</b>	Business Personalty Replacement Taxes	<b>14.00</b>	County Taxes	<b>.54</b>
Collection of Taxes	<b>6,225.00</b>	Taxes from Public Utilities	<b>86,979.00</b>	County Library Taxes	<b>.02</b>
Planning, Housing & Development	<b>860.97</b>	Other Miscellaneous Tax Revenues		Local Municipal Purpose Taxes	<b>.90</b>
Human Resources		State Aid Revenues	<b>9,138.10</b>	Veteran & Senior Citizen Taxes	
Elections	<b>500.00</b>	Federal Aid Revenues		Total Taxes for Rate Computation	<b>1.64</b>
General Administration (other)	<b>57,156.68</b>	State and Local Fiscal Assistance Act Utilized	<b>5,968.92</b>	Special District Taxes	
<b>JUDICIARY</b>		Sale of Acquired Property		Bank Corp. Taxes	
Municipal Courts	<b>3,055.00</b>	Other Miscellaneous Revenues	<b>15,983.48</b>	Added and Omitted Taxes	<b>206.67</b>
<b>PUBLIC SAFETY</b>		Total	<b>749,176.01</b>	Total Taxes Levied - ABSTRACT	<b>639,143.57</b>
Fire Protection	<b>23,600.00</b>	Prior Years Surplus Appropriated	<b>30,000.00</b>	Total Taxes Billed	<b>639,152.33</b>
Police Protection	<b>103,545.03</b>	REVENUES TOTAL	<b>779,176.01</b>	1982 TAXES COLLECTED	<b>621,840.95</b>
Civil Defense & Disaster Control	<b>50.00</b>	Reserve For Uncollected Taxes	<b>28,259.99</b>	1982 Taxes Cancelled, Abated or Adjusted	<b>3,169.71</b>
Environmental Inspection & Control	<b>1,600.00</b>	CAPITAL OUTLAY TOTAL	<b>76,534.43</b>	Transfer to Tax Title Liens or Foreclosed	<b>124.97</b>
Other Public Safety				Balance Outstanding Dec. 31, 1982	<b>14,016.70</b>
<b>PUBLIC WORKS</b>				PRIOR YEARS TAXES OUTSTANDING	
Streets and Drainage	<b>51,097.77</b>	Public Enterprises		Balance January 1, 1982	<b>9,251.56</b>
Sewers and Sewage Processing	<b>29,648.00</b>	Recreation—Culture	<b>5,881.15</b>	Collected in 1982	<b>9,251.56</b>
Garbage and Trash Disposal	<b>35,348.31</b>	Public Works	<b>70,653.28</b>	Cancelled, Abated or Adjusted 1982	
Public Buildings and Grounds	<b>6,118.02</b>	Buildings and Grounds		Transfers to Tax Title Liens or Foreclosed	
Other Public Works	<b>342.49</b>	Library and Education		Balance December 31, 1982	
<b>HEALTH and WELFARE</b>		Conservation		TAX TITLE LIENS OUTSTANDING	
Health Services Except Environmental	<b>1,500.00</b>	All Other		Balance January 1, 1982	<b>390.08</b>
Welfare Public Assistance		CAPITAL DEBT AUTHORIZED, DECEMBER 31, 1982		Transfer From Taxes	
Hospitals, Clinics, First Aid	<b>650.00</b>	ISSUED AND UNISSUED GROSS DEBT		Redeemed in 1982	
Animal, Insect, & Rodent Control		School		Cancelled, Abated or Adjusted (1982)	
Other Welfare Services		Self-liquidating		Transfers to Foreclosed Property	<b>390.08</b>
<b>RECREATION and CONSERVATION</b>		Other	<b>287,507</b>	Balance December 31, 1982	
Beaches and Boardwalks		Total	<b>287,507</b>	PROPERTY ACQUIRED BY DEED OR	
Parks, Playgrounds, Shade Trees	<b>22,479.45</b>	ISSUED AND OUTSTANDING		FORECLOSURE	
Land Reclamation & Conservation		School		Balance January 1, 1982	<b>11,184.95</b>
Other Recreational Services		Self-Liquidating		Transfers From Taxes or Liens	<b>515.05</b>
<b>EDUCATION (excluding schools)</b>		Other	<b>128,011.38</b>	Sale for Cash (1982)	
Libraries	<b>1,700.00</b>	Total	<b>128,011.38</b>	Cancelled, Abated or Adjusted (1982)	
Other Educational Services		EQUALIZED VALUATION BASIS		Balance December 31, 1982	<b>11,700.00</b>
<b>STATUTORY EXPENDITURES</b>		FOR NET DEBT COMPUTATION	<b>37,152,343</b>	CURRENT FINANCES DECEMBER 31, 1982	
Pensions & F. I. C. A.	<b>35,811.41</b>	REAL PROPERTY VALUATIONS		ASSETS	
Employee Fringe Benefits	<b>6,100.00</b>	Code Class # of Parcels % VAL'N		Cash Dec. 31, 1982	<b>115,821.21</b>
Other Statutory Expenditures	<b>1,725.82</b>	1 Vacant Land 15 1.10	<b>431,300.00</b>	Taxes Receivable	<b>14,016.70</b>
<b>CETA And Other Public Employment Programs</b>		2 Residential 384 98.90	<b>38,800,700.00</b>	Tax Title Liens	
<b>MUNICIPAL FUNCTIONS TOTAL</b>	<b>359,797.95</b>	3 Farm		Foreclosed Property	<b>11,700.00</b>
<b>CAPITAL IMPROVEMENTS *MEMO*</b>	<b>7,000.00</b>	4a Commercial		Emergencies & Other Deferred Charges	<b>9,000.00</b>
<b>DEBT SERVICE</b>		4b Industrial		State and Federal Aid Receivable	
Principal Payments	<b>29,000.00</b>	4c Apartments		Other Receivables	<b>4,127.66</b>
Interest Payments	<b>15,487.88</b>	Total 399	<b>39,232,000.00</b>	Total	<b>154,665.57</b>
<b>DEFERRED CHARGES</b>	<b>6,058.28</b>	Land Area .38 Sq. Miles		LIABILITIES, RESERVES, AND SURPLUS	
<b>SCHOOL, COUNTY, SPECIAL DISTRICT TAXES</b>	<b>287,794.39</b>	Net Valuation Taxable-Municipal	<b>39,368,264</b>	Cash Liabilities	<b>40,904.52</b>
<b>RESERVE FOR UNCOLLECTED TAXES</b>	<b>28,259.99</b>	Net Valuation Taxable-County	<b>38,949,990</b>	Reserves for Receivables	<b>29,844.36</b>
<b>EXPENDITURES TOTAL</b>	<b>766,398.49</b>	State Equalized Valuation	<b>38,937,570</b>	Surplus Dec. 31, 1982	<b>83,916.69</b>
		State Equalization Ratio	<b>101.11</b>	Total	<b>154,665.57</b>

0709

Population 1980 61,493  
 Population 1982 61,021  
 S & P Rating  
 Moody Rating A

General Tax Rate Per \$100.

7.67

State Equalized Tax Rate

4.43

## IRVINGTON TOWNSHIP - ESSEX COUNTY

## Form of Government:

Mayor-Council Plan D (OMCL 50)

Number of Members on Governing Body - 7

PER CAPITA:

Gross Debt 294.29  
 Net Debt 128.54  
 Debt Service 18.01  
 Total Tax Levy 403.02  
 Municipal Expenditures 339.46

PER CENT:

Gross Debt 3.56  
 Net Debt 1.56  
 Tax Levy Collected 93.12  
 Tax Levy Cancelled, Abated or Adjusted 1.49

EXPENDITURES		REVENUES-REALIZED		1982 PROPERTY TAX	
GENERAL GOVERNMENT				STATE EQUALIZED TAX RATE $\rightarrow$	
Governing Body & Public Boards	50,951.00	1982 Property Taxes Collected		Local District School Taxes	1.64 9,064,486.50
Municipal Clerk	88,642.00	1982 Payments in Lieu of Taxes		Regional & Consolidated School Tax	
Financial Administration	359,035.00	Delinquent Tax & Lien Collections		School Taxes in Municipal Budget	
Assessment of Taxes	84,396.00	Business Personalty Replacement Taxes		County Taxes	1.03 5,721,870.64
Collection of Taxes	141,145.00	Taxes from Public Utilities		County Library Taxes	
Planning, Housing & Development	18,850.00	Other Miscellaneous Tax Revenues		Local Municipal Purpose Taxes	1.76 9,750,326.12
Human Resources	731,894.00	State Aid Revenues		Veteran & Senior Citizen Taxes	255,175.00
Elections	37,500.00	Federal Aid Revenues		Total Taxes for Rate Computation	4.43 24,831,858.26
General Administration (other)	1,089,521.00	State and Local Fiscal Assistance Act Utilized		Special District Taxes	
JUDICIARY		Sale of Acquired Property		Bank Corp. Taxes	47,672.93
Municipal Courts	211,176.00	Other Miscellaneous Revenues		Added and Omitted Taxes	8,130.20
PUBLIC SAFETY		Total		Total Taxes Levied - ABSTRACT	24,592,486.39
Fire Protection	3,248,348.00	Prior Years Surplus Appropriated		Total Taxes Billed	24,544,920.40
Police Protection	3,368,094.01	REVENUES		1982 TAXES COLLECTED	22,856,030.94
Civil Defense & Disaster Control	33,620.00	Reserve For Uncollected Taxes		1982 Taxes Cancelled, Abated or Adjusted	364,739.18
Environmental Inspection & Control	113,688.00	CAPITAL OUTLAY		Transfer to Tax Title Liens or Foreclosed	169,248.91
Other Public Safety	129,499.00	TOTAL		Balance Outstanding Dec. 31, 1982	1,154,901.37
PUBLIC WORKS				PRIOR YEARS TAXES OUTSTANDING	
Streets and Drainage	1,447,863.00	Public Enterprises		Balance January 1, 1982	883,460.33
Sewers and Sewage Processing	1,327,511.00	Recreation—Culture		Collected in 1982	753,070.37
Garbage and Trash Disposal	198,000.00	Public Works		Cancelled, Abated or Adjusted 1982	56,705.21
Public Buildings and Grounds	486,729.00	Buildings and Grounds		Transfers to Tax Title Liens or Foreclosed	64,284.56
Other Public Works	8,640.00	Library and Education		Balance December 31, 1982	9,400.19
HEALTH and WELFARE		Conservation		TAX TITLE LIENS OUTSTANDING	
Health Services Except Environmental	243,338.00	All Other		Balance January 1, 1982	878,338.53
Welfare-Public Assistance	186,429.00	CAPITAL DEBT AUTHORIZED, DECEMBER 31, 1982		Transfer From Taxes	257,118.23
Hospitals, Clinics, First Aid		ISSUED AND UNISSUED		Redeemed in 1982	139,615.46
Animal, Insect, & Rodent Control	23,867.00	GROSS DEBT		Cancelled, Abated or Adjusted (1982)	
Other Welfare Services		NET DEBT		Transfers to Foreclosed Property	
RECREATION and CONSERVATION				Balance December 31, 1982	995,841.30
Beaches and Boardwalks				PROPERTY ACQUIRED BY DEED OR FORECLOSURE	
Parks, Playgrounds, Shade Trees	315,405.00			Balance January 1, 1982	173,300.00
Land Reclamation & Conservation				Transfers From Taxes or Liens	
Other Recreational Services	66,479.00			Sale for Cash (1982)	36,250.00
EDUCATION (excluding schools)				Cancelled, Abated or Adjusted (1982)	1,250.00
Libraries	352,500.00			Balance December 31, 1982	135,800.00
Other Educational Services				CURRENT FINANCES DECEMBER 31, 1982	
STATUTORY EXPENDITURES				ASSETS	
Pensions & F. I. C. A.	2,613,440.28			Cash Dec. 31, 1982	2,931,156.10
Employee Fringe Benefits	665,000.00			Taxes Receivable	1,164,301.56
Other Statutory Expenditures	60,000.00			Tax Title Liens	995,841.30
CETA And Other Public Employment Programs				Foreclosed Property	135,800.00
MUNICIPAL FUNCTIONS				Emergencies & Other Deferred Charges	192,411.00
CAPITAL IMPROVEMENTS	20,000.00			State and Federal Aid Receivable	160,427.53
DEBT SERVICE				Other Receivables	336,419.17
Principal Payments	565,000.00			Total	5,916,356.66
Interest Payments	533,867.45			LIABILITIES, RESERVES, AND SURPLUS	
TYPE I SCHL DEBT *MEMO	309,925.00			Cash Liabilities	2,113,004.08
DEFERRED CHARGES	20,000.00			Reserves for Receivables	2,632,362.03
SCHOOL, COUNTY, SPECIAL DISTRICT TAXES	14,786,357.14			Surplus Dec. 31, 1982	1,170,990.55
RESERVE FOR UNCOLLECTED TAXES	1,854,000.00			Total	5,916,356.66
EXPENDITURES	35,500,784.88				

1981/3000

\* ABOVE DEBT SERVICE INCLUDES TYPE I SCHOOL DEBT



1510

Population 1980 1,575

Population 1982 1,600

S &amp; P Rating

Moody Rating

General Tax Rate Per \$100.

State Equalized Tax Rate 3.40

2.16

## ISLAND HEIGHTS BOROUGH – OCEAN CO.

## Form of Government:

## Small Municipality Plan A (OMCL 50)

## Number of Members on Governing Body – 7

## PER CAPITA:

Gross Debt 597.89

Net Debt 201.88

Debt Service 38.52

Total Tax Levy 551.71

Municipal Expenditures 299.74

## PER CENT:

Gross Debt 2.64

Net Debt .89

Tax Levy Collected 93.52

Tax Levy Cancelled, Abated

or Adjusted

EXPENDITURES		REVENUES-REALIZED		1982 PROPERTY TAX	
<b>GENERAL GOVERNMENT</b>				<b>STATE EQUALIZED TAX RATE</b>	
Governing Body & Public Boords		1982 Property Taxes Collected	625,281.12	Local District School Taxes	.67 272,972.01
Municipal Clerk		1982 Payments in Lieu of Taxes		Regional & Consolidated School Tax	.58 237,327.40
Financial Administration	10,309.00	Delinquent Tax & Lien Collections	120,624.87	School Taxes in Municipal Budget	
Assessment of Taxes	4,050.00	Business Personalty Replacement Taxes	5,714.72	County Taxes	.42 * 169,746.63
Collection of Taxes	4,771.00	Taxes from Public Utilities	78,344.00	County Library Taxes	.02 9,755.18
Planning, Housing & Development	3,863.25	Other Miscellaneous Tax Revenues		Local Municipal Purpose Taxes	.47 190,000.00
Human Resources		State Aid Revenues	12,872.51	Veteran & Senior Citizen Taxes	24,750.00
Elections	350.00	Federal Aid Revenues		Total Taxes for Rate Computation	2.16 904,551.22
General Administration (other)	65,203.62	State and Local Fiscal Assistance Act Utilized	17,694.00	Special District Taxes	
<b>JUDICIARY</b>		Sale of Acquired Property		Bank Corp. Taxes	305.52
Municipal Courts	6,726.00	Other Miscellaneous Revenues	83,376.20	Added and Omitted Taxes	2,631.96
<b>PUBLIC SAFETY</b>		Total	1,143,907.42	Total Taxes Levied - ABSTRACT	882,738.70
Fire Protection	2,500.00	Prior Years Surplus Appropriated	25,000.00	Total Taxes Billed	882,433.18
Police Protection	61,253.00	REVENUES TOTAL	1,168,907.42	1982 TAXES COLLECTED	825,281.12
Civil Defense & Disaster Control	100.00	Reserve For Uncollected Taxes	105,630.97	1982 Taxes Cancelled, Abated or Adjusted	
Environmental Inspection & Control	3,300.00			Transfer to Tax Title Liens or Foreclosed	
Other Public Safety				Balance Outstanding Dec. 31, 1982	57,152.06
<b>PUBLIC WORKS</b>		<b>CAPITAL OUTLAY TOTAL</b>	34,403.60	<b>PRIOR YEARS TAXES OUTSTANDING</b>	
Streets and Drainage	22,757.62	Public Enterprises	23,365.47	Balance January 1, 1982	102,710.44
Sewers and Sewage Processing		Recreation—Culture		Collected in 1982	93,876.71
Gorbage and Trash Disposol	58,462.43	Public Works	11,038.13	Cancelled, Abated or Adjusted 1982	
Public Buildings and Grounds	9,499.00	Buildings and Grounds		Transfers to Tax Title Liens or Foreclosed	
Other Public Works	13,386.00	Library and Education		Balance December 31, 1982	8,833.73
<b>HEALTH and WELFARE</b>		Conservation		<b>TAX TITLE LIENS OUTSTANDING</b>	
Health Services Except Environmental	655.00	All Other		Balance January 1, 1982	26,770.37
Welfare-Public Assistance	500.00			Transfer From Taxes	
Hospitals, Clinics, First Aid		<b>CAPITAL DEBT AUTHORIZED, DECEMBER 31, 1982</b>		Redeemed in 1982	26,748.16
Animal, Insect, & Rodent Control	1,600.00	<b>ISSUED AND UNISSUED GROSS DEBT NET DEBT</b>		Cancelled, Abated or Adjusted (1982)	
Other Welfare Services		School 387,027		Transfers to Foreclosed Property	
<b>RECREATION and CONSERVATION</b>		Self-liquidating 246,600		Balance December 31, 1982	22.21
Beaches and Boardwalks	11,794.00	Other 323,000	323,000	<b>PROPERTY ACQUIRED BY DEED OR FORECLOSURE</b>	
Parks, Playgrounds, Shade Trees	1,260.00	Total 956,627	323,000	Balance January 1, 1982	45,000.00
Land Reclamation & Conservation	10.00			Transfers From Taxes or Liens	
Other Recreational Services	1,366.75	<b>ISSUED AND OUTSTANDING</b>		Sole for Cash (1982)	45,000.00
<b>EDUCATION (excluding schools)</b>		School 387,027.43		Cancelled, Abated or Adjusted (1982)	
Libraries	125.00	Self-Liquidating 43,000.00		Balance December 31, 1982	
Other Educational Services		Other 323,000.00		<b>CURRENT FINANCES DECEMBER 31, 1982</b>	
<b>STATUTORY EXPENDITURES</b>		Total 753,027.43		<b>ASSETS</b>	
Pensions & F. I. C. A.	14,007.00	<b>EQUALIZED VALUATION BASIS</b>		Cash Dec. 31, 1982	317,953.69
Employee Fringe Benefits	1,200.00	<b>FOR NET DEBT COMPUTATION</b>	36,294,300	Taxes Receivable	65,985.79
Other Statutory Expenditures	2,232.00	<b>REAL PROPERTY VALUATIONS</b>		Tax Title Liens	22.21
<b>CETA And Other Public Employment Programs</b>		Code Class # of Parcels % VAL'N		Foreclosed Property	
<b>MUNICIPAL FUNCTIONS TOTAL</b>	311,284.67	1 Vacant Land 93 3.72	955,000.00	Emergencies & Other Deferred Charges	1,040.00
<b>CAPITAL IMPROVEMENTS *MEMO*</b>	8,000.00	2 Residential 663 86.15	22,122,600.00	State and Federal Aid Receivable	6,423.63
<b>DEBT SERVICE</b>		3 Farm		Other Receivables	55,717.62
Principal Payments	34,000.00	4a Commercial 28 9.86	2,530,600.00	Total	447,142.94
Interest Payments	27,629.10	4b Industrial		<b>LIABILITIES, RESERVES, AND SURPLUS</b>	
		4c Apartments 1 .27	70,100.00	Cash Liabilities	189,290.75
<b>DEFERRED CHARGES</b>	1,040.00	Total 785	25,678,300.00	Reserves for Receivables	121,725.62
<b>SCHOOL, COUNTY, SPECIAL DISTRICT TAXES</b>	689,801.22	Land Area .60 Sq. Miles		Surplus Dec. 31, 1982	136,126.57
<b>RESERVE FOR UNCOLLECTED TAXES</b>	105,630.97	Net Valuation Taxable-Municipal	25,908,096	Total	447,142.94
<b>EXPENDITURES TOTAL</b>	1,169,385.96	Net Valuation Taxable-County	36,470,557		
		State Equalized Valuation	40,674,433		
		State Equalization Ratio	63.45		



1511

Population 1980 25,644

Population 1982 26,316

S &amp; P Rating

Moody Rating BAA

General Tax Rate Per \$100.

3.72

State Equalized Tax Rate

2.59

## JACKSON TOWNSHIP - OCEAN COUNTY

## Form of Government:

## Township Committee

## Number of Members on Governing Body - 5

## PER CAPITA

Grass Debt 498.21

Net Debt 205.51

Debt Service 21.69

Total Tax Levy 524.44

Municipal Expenditures 284.95

## PER CENT:

Grass Debt 2.92

Net Debt 1.21

Tax Levy Collected 88.60

Tax Levy Cancelled, Abated

or Adjusted

EXPENDITURES		REVENUES-REALIZED		1982 PROPERTY TAX	
GENERAL GOVERNMENT				STATE EQUALIZED TAX RATE	
Governing Body & Public Boards	935.00	1982 Property Taxes Collected	12,251,455.70	Local District School Taxes	1.59
Municipal Clerk		1982 Payments in Lieu of Taxes		Regional & Consolidated School Tax	
Financial Administration	71,490.00	Delinquent Tax & Lien Collections	1,095,701.19	School Taxes in Municipal Budget	
Assessment of Taxes	103,073.00	Business Personalty Replacement Taxes	128,908.68	County Taxes	.44
Collection of Taxes	134,673.00	Taxes from Public Utilities	1,360,045.00	County Library Taxes	.03
Planning, Housing & Development	106,457.00	Other Miscellaneous Tax Revenues		Local Municipal Purpose Taxes	.54
Human Resources		State Aid Revenues	281,347.52	Veteran & Senior Citizen Taxes	
Elections	4,090.00	Federal Aid Revenues		Total Taxes for Rate Computation	2.60
General Administration (other)	823,541.60	State and Local Fiscal Assistance Act Utilized	407,718.85	Special District Taxes	
JUDICIARY		Sale of Acquired Property	63,903.10	Bank Corp. Taxes	
Municipal Courts	61,615.00	Other Miscellaneous Revenues	1,304,877.81	Added and Omitted Taxes	
PUBLIC SAFETY		Total	16,893,957.85	Total Taxes Levied - ABSTRACT	
Fire Protection		Prior Years Surplus Appropriated	454,400.00	Total Taxes Billed	
Police Protection	1,789,261.00	REVENUES	17,288,357.85	1982 TAXES COLLECTED	
Civil Defense & Disaster Control	1,800.00	Reserve For Uncollected Taxes	1,455,216.94	1982 Taxes Cancelled, Abated or Adjusted	
Environmental Inspection & Control	168,902.00	CAPITAL OUTLAY	870,720.86	Transfer to Tax Title Liens or Foreclosed	
Other Public Safety		TOTAL		Balance Outstanding Dec. 31, 1982	
PUBLIC WORKS				PRIOR YEARS TAXES OUTSTANDING	
Streets and Drainage	303,375.00	Public Enterprises	29,643.94	Balance January 1, 1982	
Sewers and Sewage Processing		Recreation—Culture	77,852.27	Collected in 1982	
Garbage and Trash Disposal	8,000.00	Public Works	668,130.76	Cancelled, Abated or Adjusted 1982	
Public Buildings and Grounds	24,875.00	Buildings and Grounds	95,093.89	Transfers to Tax Title Liens or Foreclosed	
Other Public Works	765,289.00	Library and Education		Balance December 31, 1982	
HEALTH and WELFARE		Conservation		TAX TITLE LIENS OUTSTANDING	
Health Services Except Environmental	9,600.00	All Other		Balance January 1, 1982	
Welfare-Public Assistance	63,033.00	CAPITAL DEBT AUTHORIZED, DECEMBER 31, 1982		Transfer From Taxes	
Hospitals, Clinics, First Aid	17,500.00	ISSUED AND UNISSUED		Redeemed in 1982	
Animal, Insect, & Rodent Control	63,000.00	School	7,702,572	Cancelled, Abated or Adjusted (1982)	
Other Welfare Services		Self-liquidating	1,078,539	Transfers to Foreclosed Property	
RECREATION and CONSERVATION		Other	4,329,792	Balance December 31, 1982	
Beaches and Boardwalks		Total	13,110,904	PROPERTY ACQUIRED BY DEED OR	
Parks, Playgrounds, Shade Trees	175.00	ISSUED AND OUTSTANDING		FORECLOSURE	
Land Reclamation & Conservation	28,325.00	School		Balance January 1, 1982	
Other Recreational Services	104,661.22	Self-Liquidating	991,839.25	Transfers From Taxes or Liens	
EDUCATION (excluding schools)		Other	4,315,542.50	Sale for Cash (1982)	
Libraries	25.00	Total	5,307,381.75	Cancelled, Abated or Adjusted (1982)	
Other Educational Services	630.00	EQUALIZED VALUATION BASIS		Balance December 31, 1982	
STATUTORY EXPENDITURES		FOR NET DEBT COMPUTATION	446,545,249	CURRENT FINANCES DECEMBER 31, 1982	
Pensions & F. I. C. A.	483,990.00	REAL PROPERTY VALUATIONS		ASSETS	
Employee Fringe Benefits	224,192.00	Code Class # of Parcels % VAL'N		Cash Dec. 31, 1982	
Other Statutory Expenditures	20,000.00	1 Vacant Land 3502 13.30	45,056,285.00	Taxes Receivable	
CETA And Other Public Employment Programs		2 Residential 6282 69.06	234,005,620.00	Tax Title Liens	
MUNICIPAL FUNCTIONS		3 Farm 154 .83	2,758,450.00	Foreclosed Property	
CAPITAL IMPROVEMENTS	*MEMO*	4a Commercial 147 12.89	43,665,380.00	Emergencies & Other Deferred Charges	
DEBT SERVICE		4b Industrial 13 .74	2,510,150.00	State and Federal Aid Receivable	
Principal Payments	137,000.00	4c Apartments 7 3.19	10,820,900.00	Other Receivables	
Interest Payments	433,790.42	Total	338,856,785.00	Total	
DEFERRED CHARGES		Land Area 100.30 Sq. Miles		LIABILITIES, RESERVES, AND SURPLUS	
SCHOOL, COUNTY, SPECIAL DISTRICT TAXES	10,980,224.04	Net Valuation Taxable-Municipal	343,243,261	Cash Liabilities	
RESERVE FOR UNCOLLECTED TAXES	1,455,216.94	Net Valuation Taxable-County	467,569,042	Reserves for Receivables	
EXPENDITURES		State Equalized Valuation	490,411,698	Surplus Dec. 31, 1982	
TOTAL	18,478,955.78	State Equalization Ratio	69.72	Total	

\*Includes County Health Service Taxes or County Vocational School Taxes. See Table 43.

Population 1980 4,114  
Population 1982 4,201  
S & P Rating  
Moody Rating

General Tax Rate Per \$100.

2.79  
State Equalized Tax Rate  
2.73

**JAMESBURG BOROUGH - MIDDLESEX CO.****Form of Government:****Borough Council****Number of Members on Governing Body - 6****PER CAPITA:**

Gross Debt 86.10  
Net Debt 84.91  
Debt Service 15.88  
Total Tax Levy 442.22  
Municipal Expenditures 249.74

**PER CENT:**

Gross Debt .60  
Net Debt .59  
Tax Levy Collected 93.85  
Tax Levy Cancelled, Abated or Adjusted .37

EXPENDITURES		REVENUES-REALIZED		1982 PROPERTY TAX	
<b>GENERAL GOVERNMENT</b>		<b>1982 Property Taxes Collected</b>		<b>STATE EQUALIZED TAX RATE</b>	
Governing Body & Public Boards			1,744,847.81	Local District School Taxes	1.62
Municipal Clerk				Regional & Consolidated School Tax	
Financial Administration	14,649.98	1982 Payments in Lieu of Taxes		School Taxes in Municipal Budget	
Assessment of Taxes	7,280.04	Delinquent Tax & Lien Collections	121,479.36	County Taxes	.56
Collection of Taxes	12,340.00	Business Personalty Replacement Taxes	36,795.80	County Library Taxes	
Planning, Housing & Development	7,245.02	Taxes from Public Utilities	201,623.00	Local Municipal Purpose Taxes	.55
Human Resources	9,500.00	Other Miscellaneous Tax Revenues		Veteran & Senior Citizen Taxes	
Elections	3,800.00	State Aid Revenues	86,438.12	Total Taxes for Rate Computation	2.73
General Administration (other)	153,899.80	Federal Aid Revenues		Special District Taxes	
<b>JUDICIARY</b>		State and Local Fiscal Assistance Act Utilized	43,271.00	Bank Corp. Taxes	3,562.73
Municipal Courts	7,240.06	Sole of Acquired Property		Added and Omitted Taxes	2,215.72
<b>PUBLIC SAFETY</b>		Other Miscellaneous Revenues	55,025.72	Total Taxes Levied - ABSTRACT	1,857,776.25
Fire Protection	34,850.00	Total	2,289,480.81	Total Taxes Billed	1,859,160.90
Police Protection	188,134.00	Prior Years Surplus Appropriated	120,000.00	1982 TAXES COLLECTED	1,744,847.81
Civil Defense & Disaster Control		REVENUES TOTAL	2,409,480.81	1982 Taxes Cancelled, Abated or Adjusted	6,841.09
Environmental Inspection & Control	11,860.00	Reserve For Uncollected Taxes	192,445.81	Transfer to Tax Title Liens or Foreclosed	9,792.90
Other Public Safety		CAPITAL OUTLAY TOTAL	76,539.66	Balance Outstanding Dec. 31, 1982	97,679.10
<b>PUBLIC WORKS</b>		Public Enterprises		<b>PRIOR YEARS TAXES OUTSTANDING</b>	
Streets and Drainage	63,791.81	Recreation—Culture	60,355.20	Balance January 1, 1982	135,231.81
Sewers and Sewage Processing	50,578.87	Public Works	16,184.46	Collected in 1982	116,208.83
Garbage and Trash Disposal	76,900.00	Buildings and Grounds		Cancelled, Abated or Adjusted 1982	14,235.88
Public Buildings and Grounds	2,200.00	Library and Education		Transfers to Tax Title Liens or Foreclosed	3,168.35
Other Public Works	13,200.00	Conservation		Balance December 31, 1982	1,618.75
<b>HEALTH and WELFARE</b>		All Other		TAX TITLE LIENS OUTSTANDING	
Health Services Except Environmental	4,680.09	CAPITAL DEBT AUTHORIZED, DECEMBER 31, 1982		Balance January 1, 1982	21,962.71
Welfare-Public Assistance	2,265.00	ISSUED AND UNISSUED	GROSS DEBT	Transfer From Taxes	13,443.25
Hospitals, Clinics, First Aid		School	5,000	Redeemed in 1982	5,270.53
Animal, Insect, & Rodent Control	3,869.96	Self-liquidating		Cancelled, Abated or Adjusted (1982)	4,287.16
Other Welfare Services		Other	356,710	Transfers to Foreclosed Property	
<b>RECREATION and CONSERVATION</b>		Total	361,710	Balance December 31, 1982	25,848.27
Beaches and Boardwalks		ISSUED AND OUTSTANDING		PROPERTY ACQUIRED BY DEED OR	
Parks, Playgrounds, Shade Trees	875.00	School	5,000.00	FORECLOSURE	
Land Reclamation & Conservation		Self-Liquidating		Balance January 1, 1982	112,000.00
Other Recreational Services	12,720.00	Other	254,000.00	Transfers From Taxes or Liens	
<b>EDUCATION (excluding schools)</b>		Total	259,000.00	Sole for Cash (1982)	
Libraries	15,960.00	EQUALIZED VALUATION BASIS		Cancelled, Abated or Adjusted (1982)	
Other Educational Services		FOR NET DEBT COMPUTATION	60,366,629	Balance December 31, 1982	112,000.00
<b>STATUTORY EXPENDITURES</b>		REAL PROPERTY VALUATIONS		<b>CURRENT FINANCES DECEMBER 31, 1982</b>	
Pensions & F. I. C. A.	44,402.37	Code	Class # of Parcels % VAL'N	<b>ASSETS</b>	
Employee Fringe Benefits		1	Vacant Land 154 2.83	Cash Dec. 31, 1982	308,359.28
Other Statutory Expenditures	10,000.00	2	Residential 1004 78.27	Taxes Receivable	59,297.85
CETA And Other Public Employment Programs		3	Farm	Tax Title Liens	25,848.27
<b>MUNICIPAL FUNCTIONS</b>		4a	Commercial 74 12.14	Foreclosed Property	112,000.00
CAPITAL IMPROVEMENTS	*MEMO*	4b	Industrial 2 1.15	Emergencies & Other Deferred Charges	9,300.44
<b>DEBT SERVICE</b>		4c	Apartments 9 5.62	State and Federal Aid Receivable	3,286.93
Principal Payments	50,000.00	Total	1243	Other Receivables	26,030.59
Interest Payments	16,730.00	Land Area	.87 Sq. Miles	Total	584,123.36
<b>DEFERRED CHARGES</b>		Net Valuation Taxable-Municipal	66,557,175	<b>LIABILITIES, RESERVES, AND SURPLUS</b>	
SCHOOL, COUNTY, SPECIAL DISTRICT TAXES	1,481,301.73	Net Valuation Taxable-County	67,876,716	Cash Liabilities	112,176.08
RESERVE FOR UNCOLLECTED TAXES	152,445.81	State Equalized Valuation	67,886,599	Reserves for Receivables	263,176.71
<b>EXPENDITURES TOTAL</b>		State Equalization Ratio	98.00	Surplus Dec. 31, 1982	208,770.57
	2,530,452.47			Total	584,123.36



1414

Population 1980 **16,413**  
 Population 1982 **16,234**  
 S & P Rating  
 Moody Rating **BAA1**

General Tax Rate Per \$100.

State Equalized Tax Rate **4.17**  
**2.17**

**JEFFERSON TOWNSHIP – MORRIS COUNTY****Form of Government:****Mayor–Council Plan E (OMCL 50)****Number of Members on Governing Body – 5****PER CAPITA:**

Gross Debt **591.59**  
 Net Debt **190.39**  
 Debt Service **24.83**  
 Total Tax Levy **580.46**  
 Municipal Expenditures **302.17**

**PER CENT:**

Gross Debt **2.52**  
 Net Debt **.81**  
 Tax Levy Collected **94.64**  
 Tax Levy Cancelled, Abated or Adjusted **.24**

EXPENDITURES		REVENUES-REALIZED		1982 PROPERTY TAX	
<b>GENERAL GOVERNMENT</b>				STATE EQUALIZED TAX RATE <b>1.44</b>	
Governing Body & Public Boards	<b>86,390.00</b>	1982 Property Taxes Collected	<b>8,919,789.28</b>	Local District School Taxes	<b>5,970,758.00</b>
Municipal Clerk		1982 Payments in Lieu of Taxes		Regional & Consolidated School Tax	
Financial Administration	<b>200,320.00</b>	Delinquent Tax & Lien Collections	<b>418,843.49</b>	School Taxes in Municipal Budget	
Assessment of Taxes	<b>35,675.00</b>	Business Personalty Replacement Taxes	<b>63,152.56</b>	County Taxes	<b>1,442,705.21</b>
Collection of Taxes	<b>64,086.00</b>	Taxes from Public Utilities	<b>1,615,540.00</b>	County Library Taxes	<b>54,511.69</b>
Planning, Housing & Development	<b>40,160.00</b>	Other Miscellaneous Tax Revenues		Local Municipal Purpose Taxes	<b>1,509,914.00</b>
Human Resources	<b>14,550.00</b>	State Aid Revenues	<b>139,806.14</b>	Veteran & Senior Citizen Taxes	<b>137,600.00</b>
Elections		Federal Aid Revenues		Total Taxes for Rate Computation	<b>9,115,488.90</b>
General Administration (other)	<b>405,138.00</b>	State and Local Fiscal Assistance Act Utilized	<b>225,918.00</b>	Special District Taxes	<b>383,771.00</b>
<b>JUDICIARY</b>		Sale of Acquired Property		Bank Corp. Taxes	<b>7,436.04</b>
Municipal Courts	<b>36,670.00</b>	Other Miscellaneous Revenues	<b>523,284.55</b>	Added and Omitted Taxes	<b>54,116.19</b>
<b>PUBLIC SAFETY</b>		Total	<b>11,906,334.02</b>	Total Taxes Levied - ABSTRACT	<b>9,423,212.13</b>
Fire Protection	<b>187,993.00</b>	Prior Years Surplus Appropriated	<b>600,000.00</b>	Total Taxes Billed	<b>9,425,464.26</b>
Police Protection	<b>981,961.00</b>	REVENUES	<b>12,506,334.02</b>	1982 TAXES COLLECTED	<b>8,919,789.28</b>
Civil Defense & Disaster Control	<b>7,800.00</b>	Reserve For Uncollected Taxes	<b>619,899.92</b>	1982 Taxes Cancelled, Abated or Adjusted	<b>22,928.73</b>
Environmental Inspection & Control	<b>51,150.00</b>	CAPITAL OUTLAY	<b>1,914,295.16</b>	Transfer to Tax Title Liens or Foreclosed	<b>85,913.90</b>
Other Public Safety		TOTAL	<b>1,914,295.16</b>	Balance Outstanding Dec. 31, 1982	<b>396,832.35</b>
<b>PUBLIC WORKS</b>		Public Enterprises	<b>1,094,143.62</b>	<b>PRIOR YEARS TAXES OUTSTANDING</b>	
Streets and Drainage	<b>907,074.62</b>	Recreation—Culture		Balance January 1, 1982	<b>382,912.93</b>
Sewers and Sewage Processing		Public Works	<b>779,719.79</b>	Collected in 1982	<b>362,548.54</b>
Garbage and Trash Disposal		Buildings and Grounds	<b>39,934.25</b>	Cancelled, Abated or Adjusted 1982	<b>3,669.19</b>
Public Buildings and Grounds	<b>108,889.00</b>	Library and Education	<b>497.50</b>	Transfers to Tax Title Liens or Foreclosed	<b>13,897.23</b>
Other Public Works		Conservation		Balance December 31, 1982	<b>2,797.97</b>
<b>HEALTH and WELFARE</b>		All Other		<b>TAX TITLE LIENS OUTSTANDING</b>	
Health Services Except Environmental	<b>149,633.00</b>	CAPITAL DEBT AUTHORIZED, DECEMBER 31, 1982		Balance January 1, 1982	<b>453,250.15</b>
Welfare-Public Assistance	<b>3,500.00</b>	ISSUED AND UNISSUED		Transfer From Taxes	<b>102,023.23</b>
Hospitals, Clinics, First Aid	<b>3,000.00</b>	School	<b>3,656,000</b>	Redeemed in 1982	<b>56,294.95</b>
Animal, Insect, & Rodent Control	<b>57,883.00</b>	Self-liquidating	<b>2,851,500</b>	Cancelled, Abated or Adjusted (1982)	<b>3,339.61</b>
Other Welfare Services	<b>14,267.00</b>	Other	<b>3,096,425</b>	Transfers to Foreclosed Property	<b>1,623.56</b>
<b>RECREATION and CONSERVATION</b>		Total	<b>9,603,925</b>	Balance December 31, 1982	<b>494,015.26</b>
Beaches and Boardwalks		ISSUED AND OUTSTANDING		<b>PROPERTY ACQUIRED BY DEED OR FORECLOSURE</b>	
Parks, Playgrounds, Shade Trees	<b>5,000.00</b>	School	<b>3,656,000.00</b>	Balance January 1, 1982	<b>441,850.44</b>
Land Reclamation & Conservation	<b>1,247.00</b>	Self-Liquidating	<b>2,851,500.00</b>	Transfers From Taxes or Liens	<b>1,623.56</b>
Other Recreational Services	<b>93,824.00</b>	Other	<b>3,096,425.00</b>	Sale for Cash (1982)	
<b>EDUCATION (excluding schools)</b>		Total	<b>9,603,925.00</b>	Cancelled, Abated or Adjusted (1982)	<b>18,674.00</b>
Libraries	<b>47,500.00</b>	EQUALIZED VALUATION BASIS		Balance December 31, 1982	<b>424,800.00</b>
Other Educational Services	<b>600.00</b>	FOR NET DEBT COMPUTATION	<b>381,390,935</b>	<b>CURRENT FINANCES DECEMBER 31, 1982</b>	
<b>STATUTORY EXPENDITURES</b>		REAL PROPERTY VALUATIONS		<b>ASSETS</b>	
Pensions & F. I. C. A.	<b>289,086.18</b>	Code Class # of Parcels % VAL'N		Cash Dec. 31, 1982	<b>1,743,409.51</b>
Employee Fringe Benefits		1 Vacant Land 2050 9.37	<b>19,970,470.00</b>	Taxes Receivable	<b>399,630.32</b>
Other Statutory Expenditures		2 Residential 5642 82.83	<b>176,465,200.00</b>	Tox Title Liens	<b>494,015.26</b>
CETA And Other Public Employment Programs		3 Farm 10 .05	<b>107,700.00</b>	Foreclosed Property	<b>424,800.00</b>
<b>MUNICIPAL FUNCTIONS</b>	<b>3,793,396.80</b>	4a Commercial 162 6.74	<b>14,369,600.00</b>	Emergencies & Other Deferred Charges	<b>163,476.00</b>
<b>CAPITAL IMPROVEMENTS</b>	<b>*MEMO* 60,000.00</b>	4b Industrial 9 .41	<b>866,100.00</b>	State and Federal Aid Receivable	<b>10,187.00</b>
<b>DEBT SERVICE</b>		4c Apartments 7 .59	<b>1,263,500.00</b>	Other Receivables	<b>116,719.86</b>
Principal Payments	<b>123,155.00</b>	Total 7880	<b>213,042,570.00</b>	Total	<b>3,352,237.95</b>
Interest Payments	<b>279,871.81</b>	Land Area 41.20 Sq. Miles		<b>LIABILITIES, RESERVES, AND SURPLUS</b>	
<b>DEFERRED CHARGES</b>	<b>89,184.61</b>	Net Valuation Taxable-Municipal	<b>215,631,920</b>	Cash Liabilities	<b>635,878.42</b>
<b>SCHOOL, COUNTY, SPECIAL DISTRICT TAXES</b>	<b>7,851,745.90</b>	Net Valuation Taxable-County	<b>411,518,475</b>	Reserves for Receivables	<b>1,430,165.44</b>
<b>RESERVE FOR UNCOLLECTED TAXES</b>	<b>619,899.92</b>	State Equalized Valuation	<b>412,759,990</b>	Surplus Dec. 31, 1982	<b>1,266,194.09</b>
<b>EXPENDITURES</b>	<b>12,757,254.04</b>	State Equalization Ratio	<b>51.94</b>	Total	<b>3,352,237.95</b>



Population 1980 223,532

Population 1982 221,937

S &amp; P Rating BBB+

Moody Rating BAA1

General Tax Rate Per \$100.

11.92

State Equalized Tax Rate

5.70

## JERSEY CITY – HUDSON COUNTY

## Form of Government:

Mayor–Council Plan C (OMCL 50)

Number of Members on Governing Body – 9

## PER CAPITA:

Gross Debt 674.25

Net Debt 193.31

Debt Service 52.12

Total Tax Levy 419.97

Municipal Expenditures 681.21

## PER CENT:

Gross Debt 10.33

Net Debt 2.96

Tax Levy Collected 88.40

Tax Levy Cancelled, Abated

or Adjusted .77

EXPENDITURES		REVENUES-REALIZED		1982 PROPERTY TAX	
GENERAL GOVERNMENT				STATE EQUALIZED TAX RATE $\rightarrow$	
Governing Body & Public Boards	965,854.00	1982 Property Taxes Collected	82,244,177.61	Local District School Taxes 1.66	26,985,589.00
Municipal Clerk	252,038.00	1982 Payments in Lieu of Taxes	2,381,409.36	Regional & Consolidated School Tax	
Financial Administration	1,483,427.28	Delinquent Tax & Lien Collections	8,117,637.80	School Taxes in Municipal Budget .04	689,513.52
Assessment of Taxes	631,335.00	Business Personalty Replacement Taxes		County Taxes 1.09 *	17,745,874.71
Collection of Taxes	427,038.00	Taxes from Public Utilities	28,685,229.00	County Library Taxes	
Planning, Housing & Development	344,402.00	Other Miscellaneous Tax Revenues	273,687.67	Local Municipal Purpose Taxes 2.91	47,334,543.62
Human Resources	4,530,899.00	State Aid Revenues	26,409,188.78	Veteran & Senior Citizen Taxes	1,039,740.01
Elections	48,057.00	Federal Aid Revenues	3,159,579.89	Total Taxes for Rate Computation 5.70	93,795,260.86
General Administration (other)	7,678,382.38	State and Local Fiscal Assistance Act Utilized	5,646,866.51	Special District Taxes	
JUDICIARY		Sale of Acquired Property	856.00	Bank Corp. Taxes	172,621.72
Municipal Courts	1,451,503.00	Other Miscellaneous Revenues	25,656,329.17	Added and Omitted Taxes	278,474.16
PUBLIC SAFETY		Total	182,654,961.79	Total Taxes Levied - ABSTRACT	93,206,616.73
Fire Protection	21,364,913.00	Prior Years Surplus Appropriated	7,000,000.00	Total Taxes Billed	93,033,994.26
Police Protection	24,715,429.85	REVENUES TOTAL	189,654,961.79	1982 TAXES COLLECTED	82,244,177.61
Civil Defense & Disaster Control	26,637.00	Reserve for Uncollected Taxes	12,036,515.00	1982 Taxes Cancelled, Abated or Adjusted	712,252.41
Environmental Inspection & Control	489,450.00	CAPITAL OUTLAY TOTAL	11,420,247.85	Transfer to Tax Title Liens or Foreclosed	1,479,038.00
Other Public Safety				Balance Outstanding Dec. 31, 1982	8,558,526.24
PUBLIC WORKS				PRIOR YEARS TAXES OUTSTANDING	
Streets and Drainage	5,553,063.00	Public Enterprises	2,902,174.73	Balance January 1, 1982	23,660,324.93
Sewers and Sewage Processing	1,302,840.00	Recreation—Culture	281,261.20	Collected in 1982	7,067,590.78
Garbage and Trash Disposal	7,272,209.00	Public Works	1,453,247.94	Cancelled, Abated or Adjusted 1982	480,808.10
Public Buildings and Grounds	1,783,075.00	Buildings and Grounds	2,552,197.14	Transfers to Tax Title Liens or Foreclosed	2,911,730.46
Other Public Works	3,354,972.00	Library and Education	4,191,366.84	Balance December 31, 1982	13,200,195.59
HEALTH and WELFARE		Conservation		TAX TITLE LIENS OUTSTANDING	
Health Services Except Environmental	6,425,659.00	All Other		Balance January 1, 1982	11,211,068.34
Welfare-Public Assistance	1,900,000.00	CAPITAL DEBT AUTHORIZED, DECEMBER 31, 1982		Transfer From Taxes	4,380,222.34
Hospitals, Clinics, First Aid	3,400,000.00	ISSUED AND UNISSUED		Redeemed in 1982	1,050,047.02
Animal, Insect, & Radent Control	140,000.00	School	49,681,044	Cancelled, Abated or Adjusted (1982)	
Other Welfare Services	624,045.00	Self-Liquidating	44,654,000	Transfers to Foreclosed Property	284,511.21
RECREATION and CONSERVATION		Other	55,305,094	Balance December 31, 1982	14,256,732.45
Beaches and Boardwalks		Total	149,640,138	PROPERTY ACQUIRED BY DEED OR FORECLOSURE	
Parks, Playgrounds, Shade Trees	1,053,880.00	ISSUED AND OUTSTANDING		Balance January 1, 1982	18,892,965.00
Land Reclamation & Conservation		School	37,331,720.00	Transfers From Taxes or Liens	849,831.00
Other Recreational Services	26,800.00	Self-Liquidating	42,930,500.00	Sale for Cash (1982)	1,361,551.00
EDUCATION (excluding schools)		Other	51,930,000.00	Cancelled, Abated or Adjusted (1982)	1,154,549.00
Libraries	2,640,885.00	Total	132,192,220.00	Balance December 31, 1982	17,226,696.00
Other Educational Services	50,000.00	EQUALIZED VALUATION BASIS		CURRENT FINANCES DECEMBER 31, 1982	
STATUTORY EXPENDITURES		FOR NET DEBT COMPUTATION	1,447,975,206	ASSETS	
Pensions & F. I. C. A.	15,439,978.00	REAL PROPERTY VALUATIONS		Cash Dec. 31, 1982	24,520,073.87
Employee Fringe Benefits	6,284,936.00	Code Class # of Parcels % VAL'N		Taxes Receivable	21,798,721.83
Other Statutory Expenditures	510,000.00	1 Vacant Land 3587 5.16	38,553,200.00	Tax Title Liens	14,256,732.45
CETA And Other Public Employment Programs	3,316,925.00	2 Residential 23886 42.78	319,654,750.00	Foreclosed Property	17,226,696.00
MUNICIPAL FUNCTIONS TOTAL	125,528,632.51	3 Farm		Emergencies & Other Deferred Charges	1,875,586.47
CAPITAL IMPROVEMENTS *MEMG*	100,000.00	4a Commercial 3785 18.34	137,009,100.00	State and Federal Aid Receivable	314,184.92
DEBT SERVICE		4b Industrial 1265 20.03	149,685,300.00	Other Receivables	15,467,578.69
Principal Payments	6,325,417.20	4c Apartments 2177 13.69	102,262,600.00	Total	95,459,574.23
Interest Payments	5,242,642.38	Total 34700	747,164,950.00	LIABILITIES, RESERVES, AND SURPLUS	
TYPE I SCHL DEBT *MEMO	5,822,726.08	Land Area 14.65 Sq. Miles		Cash Liabilities	21,838,258.89
DEFERRED CHARGES	2,051,732.56	Net Valuation Taxable-Municipal	778,305,322	Reserves for Receivables	64,083,965.75
SCHOOL, COUNTY, SPECIAL DISTRICT TAXES	45,420,777.23	Net Valuation Taxable-County	1,546,206,398	Surplus Dec. 31, 1982	9,537,349.59
RESERVE FOR UNCOLLECTED TAXES	12,036,515.00	State Equalized Valuation	1,611,930,606	Total	95,459,574.23
EXPENDITURES TOTAL	196,605,916.88	State Equalization Ratio	47.86		

Population 1980 **10,613**  
 Population 1982 **10,460**  
 S & P Rating  
 Moody Rating **EAA**

General Tax Rate Per \$100.  
**3.02**  
 State Equalized Tax Rate  
**2.85**

**KEANSBURG BOROUGH – MONMOUTH CO.**  
**Form of Government:**  
**Council-Manager Plan B (OMCL 50)**  
**Number of Members on Governing Body – 5**

PER CAPITA:  
 Gross Debt **318.60**  
 Net Debt **145.46**  
 Debt Service **23.35**  
 Total Tax Levy **316.09**  
 Municipal Expenditures **299.40**

PER CENT.  
 Gross Debt **3.14**  
 Net Debt **1.43**  
 Tax Levy Collected **88.66**  
 Tax Levy Cancelled, Abated or Adjusted

EXPENDITURES		REVENUES-REALIZED		1982 PROPERTY TAX	
<b>GENERAL GOVERNMENT</b>				STATE EQUALIZED TAX RATE $\rightarrow$	
Governing Body & Public Boards	3,000.00	1982 Property Taxes Collected	2,920,638.92	Local District School Taxes	1.23 1,414,981.71
Municipal Clerk	31,871.00	1982 Payments in Lieu of Taxes	26,614.00	Regional & Consolidated School Tax	
Financial Administration	67,751.00	Delinquent Tax & Lien Collections	346,619.21	School Taxes in Municipal Budget	
Assessment of Taxes	12,450.00	Business Personalty Replacement Taxes	61,827.16	County Taxes	.51 589,948.42
Collection of Taxes	41,850.00	Taxes from Public Utilities	336,027.00	County Library Taxes	.02 22,616.88
Planning, Housing & Development	2,140.00	Other Miscellaneous Tax Revenues	520.15	Local Municipal Purpose Taxes	1.09 1,262,720.72
Human Resources		State Aid Revenues	300,542.08	Veteran & Senior Citizen Taxes	94,225.00
Elections	6,865.00	Federal Aid Revenues		Total Taxes for Rate Computation	2.85 3,384,492.73
General Administration (other)	272,381.50	State and Local Fiscal Assistance Act Utilized	152,963.81	Special District Taxes	
<b>JUDICIARY</b>		Sale of Acquired Property		Bank Corp. Taxes	11,920.34
Municipal Courts	42,669.00	Other Miscellaneous Revenues	352,911.81	Added and Omitted Taxes	4,066.93
<b>PUBLIC SAFETY</b>		Total	4,538,664.14	Total Taxes Levied - ABSTRACT	3,306,255.00
Fire Protection	72,000.00	Prior Years Surplus Appropriated	154,000.00	Total Taxes Billed	3,254,334.66
Police Protection	82,508.00	REVENUES TOTAL	4,732,664.14	1982 TAXES COLLECTED	2,920,638.92
Civil Defense & Disaster Control		Reserve For Uncollected Taxes	413,043.57	1982 Taxes Cancelled, Abated or Adjusted	
Environmental Inspection & Control	23,687.00	CAPITAL OUTLAY TOTAL	352,995.65	Transfer to Tax Title Liens or Foreclosed	75,574.54
Other Public Safety				Balance Outstanding Dec. 31, 1982	355,689.21
<b>PUBLIC WORKS</b>				<b>PRIOR YEARS TAXES OUTSTANDING</b>	
Streets and Drainage	1,069,803.00	Public Enterprises		Balance January 1, 1982	388,601.83
Sewers and Sewage Processing		Recreation—Culture	80,000.00	Collected in 1982	301,755.09
Garbage and Trash Disposal	35,000.00	Public Works	258,225.61	Cancelled, Abated or Adjusted 1982	
Public Buildings and Grounds	166,600.00	Buildings and Grounds	14,770.04	Transfers to Tax Title Liens or Foreclosed	29,278.73
Other Public Works		Library and Education		Balance December 31, 1982	57,568.01
<b>HEALTH and WELFARE</b>		Conservation		<b>TAX TITLE LIENS OUTSTANDING</b>	
Health Services Except Environmental	35,505.36	All Other		Balance January 1, 1982	139,045.52
Welfare-Public Assistance	20,377.00	CAPITAL DEBT AUTHORIZED, DECEMBER 31, 1982		Transfer From Taxes	108,586.63
Hospitals, Clinics, First Aid		ISSUED AND UNISSUED		Redeemed in 1982	44,864.12
Animal, Insect, & Rodent Control		School	1,236,000	Cancelled, Abated or Adjusted (1982)	
Other Welfare Services		Self-liquidating	436,000	Transfers to Foreclosed Property	
<b>RECREATION and CONSERVATION</b>		Other	1,660,529	Balance December 31, 1982	202,768.03
Beaches and Boardwalks		Total	3,332,529	<b>PROPERTY ACQUIRED BY DEED OR FORECLOSURE</b>	
Parks, Playgrounds, Shade Trees	8,651.00	ISSUED AND OUTSTANDING		Balance January 1, 1982	527,335.00
Land Reclamation & Conservation	20,000.00	School	1,236,000.00	Transfers From Taxes or Liens	
Other Recreational Services	3,000.00	Self-Liquidating	436,000.00	Sale for Cash (1982)	
<b>EDUCATION (excluding schools)</b>		Other	1,608,333.00	Cancelled, Abated or Adjusted (1982)	
Libraries	8,878.00	Total	3,280,333.00	Balance December 31, 1982	527,335.00
Other Educational Services		EQUALIZED VALUATION BASIS		<b>CURRENT FINANCES DECEMBER 31, 1982</b>	
<b>STATUTORY EXPENDITURES</b>		FOR NET DEBT COMPUTATION	106,213,232	<b>ASSETS</b>	
Pensions & F. I. C. A.	211,995.00	REAL PROPERTY VALUATIONS		Cash Dec. 31, 1982	293,080.13
Employee Fringe Benefits	118,177.50	Code Class # of Parcels % VAL'N	ASSESSED VALUATION	Taxes Receivable	355,689.21
Other Statutory Expenditures	7,700.00	1 Vacant Land 212 1.66	1,756,150.00	Tax Title Liens	202,768.03
CETA And Other Public Employment Programs		2 Residential 2677 79.97	86,553,800.00	Foreclosed Property	527,335.00
<b>MUNICIPAL FUNCTIONS TOTAL</b>	2,444,859.36	3 Farm		Emergencies & Other Deferred Charges	120,300.00
<b>CAPITAL IMPROVEMENTS *MEMC*</b>		4a Commercial 133 13.03	14,107,000.00	State and Federal Aid Receivable	1,854.66
<b>DEBT SERVICE</b>		4b Industrial 3 .29	310,900.00	Other Receivables	3,655.29
Principal Payments	80,000.00	4c Apartments 63 5.05	5,469,800.00	Total	1,504,682.32
Interest Payments	164,220.84	Total 3088	108,237,650.00	<b>LIABILITIES, RESERVES, AND SURPLUS</b>	
<b>DEFERRED CHARGES</b>	29,580.00	Land Area .95 Sq. Miles		Cash Liabilities	353,807.40
<b>SCHOOL, COUNTY, SPECIAL DISTRICT TAXES</b>	2,027,547.01	Net Valuation Taxable-Municipal	109,092,087	Reserves for Receivables	1,089,447.53
<b>RESERVE FOR UNCOLLECTED TAXES</b>	413,043.57	Net Valuation Taxable-County	110,975,740	Surplus Dec. 31, 1982	61,427.39
<b>EXPENDITURES TOTAL</b>	5,159,250.78	State Equalized Valuation	115,367,397	Total	1,504,682.32
		State Equalization Ratio	94.52		



0907

Population 1980 35,735

Population 1982 35,255

S &amp; P Rating

Moody Rating A1

General Tax Rate Per \$100.

6.85

State Equalized Tax Rate

3.03

## KEARNY TOWN - HUDSON COUNTY

## Form of Government:

## Town Council

Number of Members on Governing Body - 9

## PER CAPITA:

Gross Debt 577.46

Net Debt 424.69

Debt Service 80.56

Total Tax Levy 654.45

Municipal Expenditures 624.14

## PER CENT:

Gross Debt 2.77

Net Debt 2.03

Tax Levy Collected 97.73

Tax Levy Cancelled, Abated

or Adjusted

EXPENDITURES		REVENUES-REALIZED		1982 PROPERTY TAX	
GENERAL GOVERNMENT		1982 Property Taxes Collected		STATE EQUALIZED TAX RATE	
Governing Body & Public Boords	22,500.00	22,528,916.81		Local District School Taxes	1.63 12,167,907.50
Municipal Clerk		1982 Payments in Lieu of Taxes		Regional & Consolidated School Tax	
Financial Administration	170,725.00	710,698.45		School Taxes in Municipal Budget	.06 425,887.36
Assessment of Taxes	366,411.00	2,268,536.56		County Taxes	1.35 * 10,087,305.39
Collection of Taxes	137,630.00	Taxes from Public Utilities		County Library Taxes	
Planning, Housing & Development	52,331.00	14,622,128.00		Local Municipal Purpose Taxes	
Human Resources	64,002.00	Other Miscellaneous Tax Revenues		Veteran & Senior Citizen Taxes	286,971.67
Elections	16,910.00	311,553.89		Total Taxes for Rate Computation	3.04 22,968,071.92
General Administration (other)	1,063,161.00	503,372.77		Special District Taxes	
JUDICIARY		Federal Aid Revenues		Bank Corp. Taxes	21,229.77
Municipal Courts	90,118.00	State and Local Fiscal Assistance Act Utilized		Added and Omitted Taxes	370,139.57
PUBLIC SAFETY		Sale of Acquired Property		Total Taxes Levied - ABSTRACT	23,072,469.59
Fire Protection	3,731,852.00	Other Miscellaneous Revenues		Total Taxes Billed	23,051,239.82
Police Protection	3,943,957.00	Prior Years Surplus Appropriated		1982 TAXES COLLECTED	22,528,916.81
Civil Defense & Disaster Control	2,325.00	REVENUES		1982 Taxes Cancelled, Abated or Adjusted	
Environmental Inspection & Control	149,123.00	Reserve For Uncollected Taxes		Transfer to Tax Title Liens or Foreclosed	
Other Public Safety	1,500.00	CAPITAL OUTLAY		Balance Outstanding Dec. 31, 1982	522,323.01
PUBLIC WORKS		TOTAL		PRIOR YEARS TAXES OUTSTANDING	
Streets and Drainage	789,448.00	Public Enterprises		Balance January 1, 1982	1,143,210.22
Sewers and Sewage Processing	1,869,770.62	Recreation—Culture		Collected in 1982	692,043.12
Garbage and Trash Disposal	383,314.00	Public Works		Cancelled, Abated or Adjusted 1982	
Public Buildings and Grounds	227,400.00	Buildings and Grounds		Transfers to Tax Title Liens or Foreclosed	
Other Public Works	85,000.00	Library and Education		Balance December 31, 1982	451,167.10
HEALTH and WELFARE		Conservation		TAX TITLE LIENS OUTSTANDING	
Health Services Except Environmental	404,345.00	All Other		Balance January 1, 1982	147,528.80
Welfare-Public Assistance	117,938.00	CAPITAL DEBT AUTHORIZED, DECEMBER 31, 1982		Transfer From Taxes	
Hospitals, Clinics, First Aid		ISSUED AND UNISSUED		Redeemed in 1982	18,655.37
Animal, Insect, & Rodent Control		GROSS DEBT		Cancelled, Abated or Adjusted (1982)	
Other Welfare Services	47,046.00	NET DEBT		Transfers to Foreclosed Property	
RECREATION and CONSERVATION		SCHOOL		Balance December 31, 1982	128,873.43
Beaches and Boardwalks		Self-Liquidating		PROPERTY ACQUIRED BY DEED OR	
Parks, Playgrounds, Shade Trees	284,254.00	Other		FORECLOSURE	
Land Reclamation & Conservation	1,420.00	Total		Balance January 1, 1982	936,082.00
Other Recreational Services	389,445.00	ISSUED AND OUTSTANDING		Transfers From Taxes or Liens	
EDUCATION (excluding schools)		SCHOOL		Sale for Cash (1982)	
Libraries	297,771.00	Self-Liquidating		Cancelled, Abated or Adjusted (1982)	
Other Educational Services	5,350.00	Other		Balance December 31, 1982	936,082.00
STATUTORY EXPENDITURES		Total		CURRENT FINANCES DECEMBER 31, 1982	
Pensions & F. I. C. A.	2,350,467.34	EQUALIZED VALUATION BASIS		ASSETS	
Employee Fringe Benefits	895,000.00	FOR NET DEBT COMPUTATION		Cash Dec. 31, 1982	1,196,668.87
Other Statutory Expenditures	146,215.70	REAL PROPERTY VALUATIONS		Taxes Receivable	973,490.11
CETA And Other Public Employment Programs		Code Class # of Parcels % VAL'N		Tax Title Liens	128,873.43
MUNICIPAL FUNCTIONS		1 Vacant Land 394 2.53		Foreclosed Property	936,082.00
CAPITAL IMPROVEMENTS	*MEMO* 80,000.00	2 Residential 6766 44.76		Emergencies & Other Deferred Charges	1,014,941.46
DEBT SERVICE		3 Farm		State and Federal Aid Receivable	
Principal Payments	1,265,000.00	4a Commercial 594 13.97		Other Receivables	1,176,841.24
Interest Payments	1,575,175.00	4b Industrial 213 35.89		Total	5,426,897.11
TYPE I SCHL DEBT *MEMO	660,746.50	4c Apartments 103 2.85		LIABILITIES, RESERVES, AND SURPLUS	
DEFERRED CHARGES	306,287.71	Total 8070		Cash Liabilities	1,806,260.66
SCHOOL, COUNTY, SPECIAL DISTRICT TAXES	22,681,100.25	Land Area 9.30 Sq. Miles		Reserves for Receivables	3,194,175.78
RESERVE FOR UNCOLLECTED TAXES	750,943.36	Net Valuation Taxable-Municipal		Surplus Dec. 31, 1982	426,460.67
EXPENDITURES		Net Valuation Taxable-County		Total	5,426,897.11
TOTAL	44,685,235.98	State Equalized Valuation			
		State Equalization Ratio			

1981/3000

\* ABOVE DEBT SERVICE INCLUDES TYPE I SCHOOL DEBT

\*Includes County Health Service Taxes or County Vocational School Taxes. See Table 13.

2008

Population 1980 8,221  
 Population 1982 8,239  
 S & P Rating  
 Moody Rating

General Tax Rate Per \$100.

3.09

State Equalized Tax Rate

2.00

**KENILWORTH BOROUGH – UNION COUNTY****Form of Government:****Borough Council****Number of Members on Governing Body – 6****PER CAPITA**

Gross Debt 322.12  
 Net Debt 175.26  
 Debt Service 17.91  
 Total Tax Levy 700.10  
 Municipal Expenditures 294.76

**PER CENT**

Gross Debt .97  
 Net Debt .53  
 Tax Levy Collected 98.19  
 Tax Levy Cancelled, Abated  
 or Adjusted

EXPENDITURES		REVENUES-REALIZED		1982 PROPERTY TAX	
<b>GENERAL GOVERNMENT</b>				<b>STATE EQUALIZED TAX RATE</b> →	
Governing Body & Public Boards		1982 Property Taxes Collected	5,653,516.92	Local District School Taxes .61	1,752,717.00
Municipal Clerk		1982 Payments in Lieu of Taxes		Regional & Consolidated School Tax .67	1,905,068.99
Financial Administration		Delinquent Tax & Lien Collections	88,407.08	School Taxes in Municipal Budget	
Assessment of Taxes	12,725.00	Business Personalty Replacement Taxes	451,695.40	County Taxes .54	1,544,415.84
Collection of Taxes	44,008.00	Taxes from Public Utilities	695,471.00	County Library Taxes	
Planning, Housing & Development	6,200.00	Other Miscellaneous Tax Revenues	3,156.84	Local Municipal Purpose Taxes .18	513,863.36
Human Resources		State Aid Revenues	62,897.41	Veteran & Senior Citizen Taxes	113,650.00
Elections		Federal Aid Revenues		Total Taxes for Rate Computation 2.00	5,829,715.19
General Administration (other)	180,360.00	State and Local Fiscal Assistance Act Utilized	62,775.16	Special District Taxes	
<b>JUDICIARY</b>		Sale of Acquired Property		Bank Corp. Taxes	17,928.71
Municipal Courts	19,381.00	Other Miscellaneous Revenues	402,529.60	Added and Omitted Taxes	34,141.48
<b>PUBLIC SAFETY</b>		Total	7,420,449.41	Total Taxes Levied - ABSTRACT	5,768,135.38
Fire Protection	103,311.00	Prior Years Surplus Appropriated	550,000.00	Total Taxes Billed	5,757,706.80
Police Protection	587,275.00	REVENUES TOTAL	7,970,449.41	1982 TAXES COLLECTED	5,653,516.92
Civil Defense & Disaster Control	2,400.00	Reserve For Uncollected Taxes	194,139.70	1982 Taxes Cancelled, Abated or Adjusted	
Environmental Inspection & Control	32,150.00	CAPITAL OUTLAY TOTAL	344,066.28	Transfer to Tax Title Liens or Foreclosed	917.73
Other Public Safety				Balance Outstanding Dec. 31, 1982	103,272.15
<b>PUBLIC WORKS</b>				<b>PRIOR YEARS TAXES OUTSTANDING</b>	
Streets and Drainage	284,311.00	Public Enterprises		Balance January 1, 1982	88,435.84
Sewers and Sewage Processing	198,755.00	Recreation—Culture	5,961.74	Collected in 1982	87,820.04
Garbage and Trash Disposal	132,561.00	Public Works	298,530.43	Cancelled, Abated or Adjusted 1982	
Public Buildings and Grounds	31,600.00	Buildings and Grounds	35,662.47	Transfers to Tax Title Liens or Foreclosed	17.80
Other Public Works	20,889.00	Library and Education	3,911.64	Balance December 31, 1982	598.00
<b>HEALTH and WELFARE</b>		Conservation		<b>TAX TITLE LIENS OUTSTANDING</b>	
Health Services Except Environmental	45,826.00	All Other		Balance January 1, 1982	9,139.24
Welfare-Public Assistance	4,270.00			Transfer From Taxes	953.28
Hospitals, Clinics, First Aid				Redeemed in 1982	587.04
Animal, Insect, & Rodent Control	5,500.00			Cancelled, Abated or Adjusted (1982)	
Other Welfare Services				Transfers to Foreclosed Property	
<b>RECREATION and CONSERVATION</b>				Balance December 31, 1982	9,505.48
Beaches and Boardwalks				<b>PROPERTY ACQUIRED BY DEED OR FORECLOSURE</b>	
Parks, Playgrounds, Shade Trees	25,310.00			Balance January 1, 1982	22,150.00
Land Reclamation & Conservation				Transfers From Taxes or Liens	
Other Recreational Services	3,125.00			Sole for Cash (1982)	
<b>EDUCATION (excluding schools)</b>				Cancelled, Abated or Adjusted (1982)	
Libraries	65,000.00			Balance December 31, 1982	22,150.00
Other Educational Services				<b>CURRENT FINANCES DECEMBER 31, 1982</b>	
<b>STATUTORY EXPENDITURES</b>				ASSETS	
Pensions & F. I. C. A.	187,030.00			Cash Dec. 31, 1982	2,779,479.66
Employee Fringe Benefits	75,700.00			Taxes Receivable	163,870.15
Other Statutory Expenditures	13,000.00			Tax Title Liens	9,505.48
<b>CETA And Other Public Employment Programs</b>				Foreclosed Property	22,150.00
<b>MUNICIPAL FUNCTIONS</b> TOTAL	2,080,689.00			Emergencies & Other Deferred Charges	20,370.39
<b>CAPITAL IMPROVEMENTS</b> *MEMO*	40,000.00			State and Federal Aid Receivable	
<b>DEBT SERVICE</b>				Other Receivables	6,249.96
Principal Payments	90,000.00			Total	2,941,625.64
Interest Payments	57,569.59			<b>LIABILITIES, RESERVES, AND SURPLUS</b>	
<b>DEFERRED CHARGES</b>	6,100.00			Cash Liabilities	1,970,823.58
<b>SCHOOL, COUNTY, SPECIAL DISTRICT TAXES</b>	5,202,201.83			Reserves for Receivables	141,775.59
<b>RESERVE FOR UNCOLLECTED TAXES</b>	194,139.70			Surplus Dec. 31, 1982	829,026.47
<b>EXPENDITURES</b> TOTAL	7,630,700.12			Total	2,941,625.64



1322

Population 1980 **7,413**  
 Population 1982 **7,305**  
 S & P Rating  
 Moody Rating **A**

General Tax Rate Per \$100.

State Equalized Tax Rate **4.56**  
**2.86**

**KEYPORT BOROUGH - MONMOUTH CO.****Form of Government:****Borough Council****Number of Members on Governing Body - 6****PER CAPITA:**

Gross Debt **454.20**  
 Net Debt **393.56**  
 Debt Service **21.32**  
 Total Tax Levy **477.53**  
 Municipal Expenditures **294.60**

**PER CENT:**

Gross Debt **3.14**  
 Net Debt **2.72**  
 Tax Levy Collected **91.57**  
 Tax Levy Cancelled, Abated  
 or Adjusted **.33**

EXPENDITURES		REVENUES-REALIZED		1982 PROPERTY TAX	
<b>GENERAL GOVERNMENT</b>				<b>STATE EQUALIZED TAX RATE</b> <span style="float: right;">↓</span>	
Governing Body & Public Boards	2,200.00	1982 Property Taxes Collected		Local District School Taxes	1.61 1,950,269.50
Municipal Clerk		1982 Payments in Lieu of Taxes		Regional & Consolidated School Tax	
Financial Administration	46,130.00	Delinquent Tax & Lien Collections		School Taxes in Municipal Budget	
Assessment of Taxes	17,440.00	Business Personalty Replacement Taxes		County Taxes	.49 588,657.45
Collection of Taxes	32,588.00	Taxes from Public Utilities		County Library Taxes	
Planning, Housing & Development	10,250.00	Other Miscellaneous Tax Revenues		Local Municipal Purpose Taxes	.77 929,939.91
Human Resources		State Aid Revenues		Veteran & Senior Citizen Taxes	
Elections	2,510.00	Federal Aid Revenues		Total Taxes for Rate Computation	2.87 3,529,791.86
General Administration (other)	170,190.10	State and Local Fiscal Assistance Act Utilized		Special District Taxes	
<b>JUDICIARY</b>		Sale of Acquired Property		Bank Corp. Taxes	16,994.71
Municipal Courts	23,400.00	Other Miscellaneous Revenues		Added and Omitted Taxes	2,495.96
<b>PUBLIC SAFETY</b>		Total		Total Taxes Levied - ABSTRACT	3,488,357.53
Fire Protection	51,360.00	Prior Years Surplus Appropriated		Total Taxes Billed	3,471,362.82
Police Protection	537,710.00	REVENUES TOTAL		1982 TAXES COLLECTED	3,178,717.88
Civil Defense & Disaster Control	1,960.00	Reserve For Uncollected Taxes		1982 Taxes Cancelled, Abated or Adjusted	11,597.59
Environmental Inspection & Control	28,550.00	CAPITAL OUTLAY TOTAL		Transfer to Tax Title Liens or Foreclosed	24,016.82
Other Public Safety				Balance Outstanding Dec. 31, 1982	257,030.53
<b>PUBLIC WORKS</b>		Public Enterprises		<b>PRIOR YEARS TAXES OUTSTANDING</b>	
Streets and Drainage	188,100.00	Recreation—Culture		Balance January 1, 1982	359,266.70
Sewers and Sewage Processing		Public Works		Collected in 1982	329,594.45
Garbage and Trash Disposal	158,339.60	Buildings and Grounds		Cancelled, Abated or Adjusted 1982	7,260.66
Public Buildings and Grounds	24,210.00	Library and Education		Transfers to Tax Title Liens or Foreclosed	21,332.88
Other Public Works	27,230.00	Conservation		Balance December 31, 1982	1,078.71
<b>HEALTH and WELFARE</b>		All Other		<b>TAX TITLE LIENS OUTSTANDING</b>	
Health Services Except Environmental	43,070.00	CAPITAL DEBT AUTHORIZED, DECEMBER 31, 1982		Balance January 1, 1982	49,251.20
Welfare-Public Assistance	9,560.00	ISSUED AND UNISSUED GROSS DEBT NET DEBT		Transfer From Taxes	48,532.77
Hospitals, Clinics, First Aid		School 443,000		Redeemed in 1982	16,017.67
Animal, Insect, & Rodent Control		Self-liquidating 2,177,200		Cancelled, Abated or Adjusted (1982)	15,405.81
Other Welfare Services		Other 697,725		Transfers to Foreclosed Property	
<b>RECREATION and CONSERVATION</b>		Total 3,317,925		Balance December 31, 1982	66,360.49
Beaches and Boardwalks		ISSUED AND OUTSTANDING		<b>PROPERTY ACQUIRED BY DEED OR FORECLOSURE</b>	
Parks, Playgrounds, Shade Trees	3,500.00	School 443,000.00		Balance January 1, 1982	165,800.00
Land Reclamation & Conservation		Self-liquidating 2,177,200.00		Transfers From Taxes or Liens	
Other Recreational Services	23,650.00	Other 675,600.00		Sale for Cash (1982)	
<b>EDUCATION (excluding schools)</b>		Total 3,295,800.00		Cancelled, Abated or Adjusted (1982)	
Libraries	27,000.00	EQUALIZED VALUATION BASIS		Balance December 31, 1982	165,800.00
Other Educational Services	1,000.00	FOR NET DEBT COMPUTATION		<b>CURRENT FINANCES DECEMBER 31, 1982</b>	
<b>STATUTORY EXPENDITURES</b>		REAL PROPERTY VALUATIONS		<b>ASSETS</b>	
Pensions & F. I. C. A.	121,625.74	Code Class # of Parcels % VAL'N ASSESSED VALUATION		Cash Dec. 31, 1982	508,318.62
Employee Fringe Benefits	49,500.00	1 Vacant Land 206 2.57 1,852,000.00		Taxes Receivable	258,109.24
Other Statutory Expenditures	5,000.00	2 Residential 1592 59.91 43,246,200.00		Tax Title Liens	66,360.49
CETA And Other Public Employment Programs	1,000.00	3 Farm 18,021,200.00		Foreclosed Property	165,800.00
<b>MUNICIPAL FUNCTIONS TOTAL</b>	<b>1,607,073.44</b>	4a Commercial 229 24.97 2,946,700.00		Emergencies & Other Deferred Charges	8,372.90
<b>CAPITAL IMPROVEMENTS *MEMC*</b>	<b>5,000.00</b>	4b Industrial 6 4.08 6,114,600.00		State and Federal Aid Receivable	40,745.50
<b>DEBT SERVICE</b>		4c Apartments 19 8.47 72,180,700.00		Other Receivables	18,834.93
Principal Payments	89,200.00	Total 2052		Total	1,066,541.68
Interest Payments	66,561.60	Land Area 1.40 Sq. Miles		<b>LIABILITIES, RESERVES, AND SURPLUS</b>	
<b>DEFERRED CHARGES</b>	<b>34,263.31</b>	Net Valuation Taxable-Municipal		Cash Liabilities	188,192.59
SCHOOL, COUNTY, SPECIAL DISTRICT TAXES	2,538,926.95	Net Valuation Taxable-County		Reserves for Receivables	509,104.66
RESERVE FOR UNCOLLECTED TAXES	354,951.49	State Equalized Valuation		Surplus Dec. 31, 1982	369,244.43
<b>EXPENDITURES TOTAL</b>	<b>4,650,976.79</b>	State Equalization Ratio		Total	1,066,541.68

Population 1980 2,772  
 Population 1982 2,748  
 S & P Rating  
 Moody Rating

General Tax Rate Per \$100.

4.50

State Equalized Tax Rate

2.32

**KINGWOOD TOWNSHIP – HUNTERDON CO.****Form of Government:****Township Committee****Number of Members on Governing Body – 3****PER CAPITA:**

Gross Debt 481.68  
 Net Debt 25.66  
 Debt Service  
 Total Tax Levy 700.80  
 Municipal Expenditures 243.08

**PER CENT:**

Gross Debt 1.68  
 Net Debt .09  
 Tax Levy Collected 89.03  
 Tax Levy Cancelled, Abated or Adjusted .06

EXPENDITURES		REVENUES-REALIZED		1982 PROPERTY TAX	
<b>GENERAL GOVERNMENT</b>				<b>STATE EQUALIZED TAX RATE</b> →	
Governing Body & Public Boards		1982 Property Taxes Collected	1,714,594.66	Local District School Taxes 1.09	899,647.00
Municipal Clerk		1982 Payments in Lieu of Taxes		Regional & Consolidated School Tax .73	604,633.30
Financial Administration	10,900.00	Delinquent Tax & Lien Collections	214,292.40	School Taxes in Municipal Budget	
Assessment of Taxes	40,300.00	Business Personalty Replacement Taxes	53,837.68	County Taxes .47	388,169.97
Collection of Taxes	7,600.00	Taxes from Public Utilities	203,210.00	County Library Taxes .03	23,315.51
Planning, Housing & Development	6,060.00	Other Miscellaneous Tax Revenues		Local Municipal Purpose Taxes	
Human Resources		State Aid Revenues	16,449.06	Veteran & Senior Citizen Taxes	25,125.00
Elections	700.00	Federal Aid Revenues		Total Taxes for Rate Computation 2.32	1,940,890.78
General Administration (other)	45,290.00	State and Local Fiscal Assistance Act Utilized	13,215.69	Special District Taxes	
<b>JUDICIARY</b>		Sale of Acquired Property		Bank Corp. Taxes	2,372.68
Municipal Courts	8,985.00	Other Miscellaneous Revenues	184,588.68	Added and Omitted Taxes	7,671.77
<b>PUBLIC SAFETY</b>		Total	2,400,188.17	Total Taxes Levied - ABSTRACT	1,925,810.23
Fire Protection	19,350.00	Prior Years Surplus Appropriated	200,000.00	Total Taxes Billed	1,925,791.75
Police Protection	18,000.00	REVENUES TOTAL	2,600,188.17	1982 TAXES COLLECTED	1,714,594.66
Civil Defense & Disaster Control		Reserve For Uncollected Taxes	240,660.56	1982 Taxes Cancelled, Abated or Adjusted	1,210.95
Environmental Inspection & Control	9,650.00	<b>CAPITAL OUTLAY</b> TOTAL	68,149.00	Transfer to Tax Title Liens or Foreclosed	8,461.62
Other Public Safety				Balance Outstanding Dec. 31, 1982	201,524.52
<b>PUBLIC WORKS</b>				<b>PRIOR YEARS TAXES OUTSTANDING</b>	
Streets and Drainage	150,715.69	Public Enterprises		Balance January 1, 1982	210,736.21
Sewers and Sewage Processing		Recreation—Culture		Collected in 1982	205,930.82
Garbage and Trash Disposal		Public Works	68,149.00	Cancelled, Abated or Adjusted 1982	1,112.88
Public Buildings and Grounds	5,950.00	Buildings and Grounds		Transfers to Tax Title Liens or Foreclosed	2,010.12
Other Public Works		Library and Education		Balance December 31, 1982	1,682.39
<b>HEALTH and WELFARE</b>		Conservation		<b>TAX TITLE LIENS OUTSTANDING</b>	
Health Services Except Environmental	4,215.00	All Other		Balance January 1, 1982	36,376.22
Welfare-Public Assistance	5,300.00	<b>CAPITAL DEBT AUTHORIZED, DECEMBER 31, 1982</b>		Transfer From Taxes	10,686.91
Hospitals, Clinics, First Aid		<b>ISSUED AND UNISSUED</b> GROSS DEBT		Redeemed in 1982	8,361.58
Animal, Insect, & Rodent Control		School 1,253,117		Cancelled, Abated or Adjusted (1982)	
Other Welfare Services		Self-liquidating		Transfers to Foreclosed Property	
<b>RECREATION and CONSERVATION</b>		Other 70,525	70,525	Balance December 31, 1982	38,701.55
Beaches and Boardwalks		Total 1,323,642	70,525	<b>PROPERTY ACQUIRED BY DEED OR FORECLOSURE</b>	
Parks, Playgrounds, Shade Trees	400.00	<b>ISSUED AND OUTSTANDING</b>		Balance January 1, 1982	
Land Reclamation & Conservation		School	1,252,126.12	Transfers From Taxes or Liens	
Other Recreational Services	800.00	Self-Liquidating		Sale for Cash (1982)	
<b>EDUCATION (excluding schools)</b>		Other		Cancelled, Abated or Adjusted (1982)	
Libraries		Total	1,252,126.12	Balance December 31, 1982	
Other Educational Services	200.00	<b>EQUALIZED VALUATION BASIS</b>		<b>CURRENT FINANCES DECEMBER 31, 1982</b>	
<b>STATUTORY EXPENDITURES</b>		<b>FOR NET DEBT COMPUTATION</b>	79,001,854	<b>ASSETS</b>	
Pensions & F. I. C. A.	18,200.00	<b>REAL PROPERTY VALUATIONS</b>		Cash Dec. 31, 1982	1,203,728.23
Employee Fringe Benefits	7,500.00	Code Class # of Parcels % VAL'N		Taxes Receivable	203,206.91
Other Statutory Expenditures	1,000.00	1 Vacant Land 252 6.40	2,686,140.00	Tax Title Liens	38,701.55
<b>CETA And Other Public Employment Programs</b>		2 Residential 587 48.66	20,414,000.00	Foreclosed Property	
<b>MUNICIPAL FUNCTIONS</b> TOTAL	401,115.69	3 Farm 655 33.72	14,146,400.00	Emergencies & Other Deferred Charges	32,000.00
<b>CAPITAL IMPROVEMENTS</b> *MEMO*	10,000.00	4a Commercial 28 6.57	2,754,988.00	State and Federal Aid Receivable	725.00
<b>DEBT SERVICE</b>		4b Industrial 4 4.38	1,836,300.00	Other Receivables	1,895.72
Principal Payments		4c Apartments 1 .27	113,950.00	Total	1,480,257.41
Interest Payments		Total 1527	41,951,778.00	<b>LIABILITIES, RESERVES, AND SURPLUS</b>	
<b>DEFERRED CHARGES</b>	26,202.54	Land Area 35.60 Sq. Miles		Cash Liabilities	669,471.45
<b>SCHOOL, COUNTY, SPECIAL DISTRICT TAXES</b>	1,915,765.78	Net Valuation Taxable-Municipal	42,624,888	Reserves for Receivables	243,804.18
<b>RESERVE FOR UNCOLLECTED TAXES</b>	240,660.56	Net Valuation Taxable-County	83,050,135	Surplus Dec. 31, 1982	566,981.78
<b>EXPENDITURES</b> TOTAL	2,583,744.57	State Equalized Valuation	82,212,037	Total	1,480,257.41
		State Equalization Ratio	51.45		



Population 1980 **7,770**  
 Population 1982 **7,850**  
 S & P Rating  
 Moody Rating

General Tax Rate Per \$100.

5.11

State Equalized Tax Rate

2.21

**KINNELON BOROUGH – MORRIS COUNTY****Form of Government:****Borough Council****Number of Members on Governing Body – 6****PER CAPITA:**

Gross Debt **215.03**  
 Net Debt **119.75**  
 Debt Service **46.58**  
 Total Tax Levy **933.00**  
 Municipal Expenditures **324.95**

**PER CENT:**

Gross Debt **.56**  
 Net Debt **.31**  
 Tax Levy Collected **97.30**  
 Tax Levy Cancelled, Abated  
 or Adjusted **.08**

EXPENDITURES		REVENUES-REALIZED		1982 PROPERTY TAX	
<b>GENERAL GOVERNMENT</b>				<b>STATE EQUALIZED TAX RATE</b> →	
Governing Body & Public Boards		1982 Property Taxes Collected	<b>7,131,571.38</b>	Local District School Taxes <b>1.52</b>	<b>5,007,237.50</b>
Municipal Clerk		1982 Payments in Lieu of Taxes		Regional & Consolidated School Tax	
Financial Administration	<b>12,002.00</b>	Delinquent Tax & Lien Collections	<b>146,569.45</b>	School Taxes in Municipal Budget	
Assessment of Taxes	<b>25,839.00</b>	Business Personalty. Replacement Taxes	<b>32,555.60</b>	County Taxes <b>.36</b>	<b>1,179,634.22</b>
Collection of Taxes	<b>23,044.00</b>	Taxes from Public Utilities	<b>322,841.00</b>	County Library Taxes	
Planning, Housing & Development	<b>13,420.00</b>	Other Miscellaneous Tax Revenues		Local Municipal Purpose Taxes <b>.33</b>	<b>1,097,365.38</b>
Human Resources	<b>2,750.00</b>	State Aid Revenues	<b>55,794.52</b>	Veteran & Senior Citizen Taxes	<b>39,450.00</b>
Elections		Federal Aid Revenues		Total Taxes for Rate Computation <b>2.21</b>	<b>7,323,687.10</b>
General Administration (other)	<b>169,562.21</b>	State and Local Fiscal Assistance Act Utilized	<b>34,605.00</b>	Special District Taxes	
<b>JUDICIARY</b>		Sale of Acquired Property		Bank Corp. Taxes	<b>5,980.31</b>
Municipal Courts	<b>17,245.00</b>	Other Miscellaneous Revenues	<b>253,619.95</b>	Added and Omitted Taxes	<b>33,826.31</b>
<b>PUBLIC SAFETY</b>		Total	<b>8,017,556.90</b>	Total Taxes Levied - ABSTRACT	<b>7,324,043.72</b>
Fire Protection	<b>64,566.00</b>	Prior Years Surplus Appropriated	<b>800,000.00</b>	Total Taxes Billed	<b>7,329,132.70</b>
Police Protection	<b>413,614.16</b>	REVENUES TOTAL	<b>8,817,556.90</b>	1982 TAXES COLLECTED	<b>7,131,571.38</b>
Civil Defense & Disaster Control	<b>1,000.00</b>	Reserve For Uncollected Taxes	<b>474,498.66</b>	1982 Taxes Cancelled, Abated or Adjusted	<b>5,866.28</b>
Environmental Inspection & Control	<b>24,068.00</b>			Transfer to Tax Title Liens or Foreclosed	<b>16,530.85</b>
Other Public Safety				Balance Outstanding Dec. 31, 1982	<b>175,164.19</b>
<b>PUBLIC WORKS</b>		<b>CAPITAL OUTLAY TOTAL</b>	<b>391,152.83</b>	<b>PRIOR YEARS TAXES OUTSTANDING</b>	
Streets and Drainage	<b>218,250.10</b>	Public Enterprises		Balance January 1, 1982	<b>152,887.32</b>
Sewers and Sewage Processing	<b>2,340.00</b>	Recreation—Culture		Collected in 1982	<b>146,569.45</b>
Garbage and Trash Disposal	<b>232,000.00</b>	Public Works	<b>391,152.83</b>	Cancelled, Abated or Adjusted 1982	
Public Buildings and Grounds	<b>47,072.09</b>	Buildings and Grounds		Transfers to Tax Title Liens or Foreclosed	<b>6,317.87</b>
Other Public Works	<b>26,165.34</b>	Library and Education		Balance December 31, 1982	
<b>HEALTH and WELFARE</b>		Conservation		<b>TAX TITLE LIENS OUTSTANDING</b>	
Health Services Except Environmental	<b>76,733.00</b>	All Other		Balance January 1, 1982	<b>15,408.28</b>
Welfare Public Assistance	<b>1,300.00</b>			Transfer From Taxes	<b>23,730.47</b>
Hospitals, Clinics, First Aid	<b>425.00</b>	<b>CAPITAL DEBT AUTHORIZED, DECEMBER 31, 1982</b>		Redeemed in 1982	
Animal, Insect, & Rodent Control	<b>55,170.55</b>	ISSUED AND UNISSUED		Cancelled, Abated or Adjusted (1982)	
Other Welfare Services		School	<b>748,000</b>	Transfers to Foreclosed Property	
<b>RECREATION and CONSERVATION</b>		Self-liquidating		Balance December 31, 1982	<b>39,138.75</b>
Beaches and Boardwalks		Other	<b>940,000</b>	<b>PROPERTY ACQUIRED BY DEED OR FORECLOSURE</b>	
Parks, Playgrounds, Shade Trees		Total	<b>1,688,000</b>	Balance January 1, 1982	<b>23,700.00</b>
Land Reclamation & Conservation	<b>975.00</b>			Transfers From Taxes or Liens	
Other Recreational Services	<b>50,061.00</b>	ISSUED AND OUTSTANDING		Sale for Cash (1982)	
<b>EDUCATION (excluding schools)</b>		School	<b>748,000.00</b>	Cancelled, Abated or Adjusted (1982)	
Libraries	<b>86,500.00</b>	Self-Liquidating	<b>540,000.00</b>	Balance December 31, 1982	<b>23,700.00</b>
Other Educational Services		Other	<b>1,688,000.00</b>	<b>CURRENT FINANCES DECEMBER 31, 1982</b>	
<b>STATUTORY EXPENDITURES</b>		Total		ASSETS	
Pensions & F. I. C. A.	<b>100,470.00</b>	EQUALIZED VALUATION BASIS	<b>299,952,600</b>	Cash Dec. 31, 1982	<b>1,145,514.78</b>
Employee Fringe Benefits	<b>35,000.00</b>	FOR NET DEBT COMPUTATION		Taxes Receivable	<b>175,164.19</b>
Other Statutory Expenditures	<b>7,160.00</b>	REAL PROPERTY VALUATIONS		Tax Title Liens	<b>39,138.75</b>
<b>CETA And Other Public Employment Programs</b>		Code Class # of Parcels % VAL'N	ASSESSED VALUATION	Foreclosed Property	<b>23,700.00</b>
<b>MUNICIPAL FUNCTIONS</b>		1 Vacant Land 689 7.56	<b>10,736,500.00</b>	Emergencies & Other Deferred Charges	<b>175,300.00</b>
<b>CAPITAL IMPROVEMENTS</b>	<b>*MEMO*</b>	2 Residential 2404 87.46	<b>124,233,218.00</b>	State and Federal Aid Receivable	<b>766.41</b>
<b>DEBT SERVICE</b>		3 Farm 6 .25	<b>356,620.00</b>	Other Receivables	<b>10,481.00</b>
Principal Payments	<b>250,000.00</b>	4a Commercial 65 4.73	<b>6,721,350.00</b>	Total	<b>1,570,065.13</b>
Interest Payments	<b>75,641.65</b>	4b Industrial		<b>LIABILITIES, RESERVES, AND SURPLUS</b>	
<b>DEFERRED CHARGES</b>		4c Apartments		Cash Liabilities	<b>474,890.12</b>
SCHOOL, COUNTY, SPECIAL DISTRICT TAXES	<b>6,186,871.72</b>	Total	<b>142,047,688.00</b>	Reserves for Receivables	<b>248,483.54</b>
RESERVE FOR UNCOLLECTED TAXES	<b>474,498.66</b>	Land Area <b>19.05</b> Sq. Miles		Surplus Dec. 31, 1982	<b>846,691.07</b>
<b>EXPENDITURES</b>		Net Valuation Taxable-Municipal	<b>142,765,291</b>	Total	<b>1,570,065.13</b>
<b>TOTAL</b>	<b>8,737,744.48</b>	Net Valuation Taxable-County	<b>337,546,015</b>		
		State Equalized Valuation	<b>329,227,670</b>		
		State Equalization Ratio	<b>43.24</b>		

Population 1980 **2,074**  
 Population 1982 **2,135**  
 S & P Rating  
 Moody Rating

General Tax Rate Per \$100.

1.98

State Equalized Tax Rate

2.07

## KNOWLTON TOWNSHIP - WARREN CO.

## Form of Government:

## Township Committee

## Number of Members on Governing Body - 3

PER CAPITA.

Gross Debt **107.73**

Net Debt

Debt Service

Total Tax Levy **508.37**Municipal Expenditures **251.73**

PER CENT.

Gross Debt **.48**

Net Debt

Tax Levy Collected **90.95**Tax Levy Cancelled, Abated  
or Adjusted **.30**

EXPENDITURES		REVENUES-REALIZED		1982 PROPERTY TAX	
GENERAL GOVERNMENT		1982 Property Taxes Collected		STATE EQUALIZED TAX RATE <b>.81</b>	
Governing Body & Public Boards		1982 Payments in Lieu of Taxes	<b>590,311.71</b>	Local District School Taxes	<b>423,237.00</b>
Municipal Clerk		Delinquent Tax & Lien Collections	<b>633.58</b>	Regional & Consolidated School Tax	<b>350,617.62</b>
Financial Administration	<b>10,959.00</b>	Business Personalty, Replacement Taxes	<b>151,188.98</b>	School Taxes in Municipal Budget	
Assessment of Taxes	<b>9,790.00</b>	Taxes from Public Utilities	<b>35,545.68</b>	County Taxes	<b>.55 *</b>
Collection of Taxes	<b>8,855.00</b>	Other Miscellaneous Tax Revenues	<b>155,679.00</b>	County Library Taxes	<b>.03</b>
Planning, Housing & Development	<b>11,850.00</b>	State Aid Revenues	<b>12,033.43</b>	Local Municipal Purpose Taxes	
Human Resources		Federal Aid Revenues	<b>22,000.00</b>	Veteran & Senior Citizen Taxes	<b>23,700.00</b>
Elections		State and Local Fiscal Assistance Act Utilized	<b>22,000.00</b>	Total Taxes for Rate Computation	<b>2.06</b>
General Administration (other)	<b>57,650.00</b>	Sale of Acquired Property		Special District Taxes	
JUDICIARY		Other Miscellaneous Revenues	<b>170,250.56</b>	Bank Corp Taxes	
Municipal Courts	<b>21,500.00</b>	Prior Years Surplus Appropriated	<b>155,113.49</b>	Added and Omitted Taxes	<b>8,551.03</b>
PUBLIC SAFETY		REVENUES TOTAL	<b>1,537,642.94</b>	Total Taxes Levied - ABSTRACT	<b>1,085,360.49</b>
Fire Protection	<b>5,500.00</b>	Reserve For Uncollected Taxes	<b>1,692,756.43</b>	Total Taxes Billed	<b>1,088,811.78</b>
Police Protection	<b>6,163.00</b>	CAPITAL OUTLAY TOTAL	<b>20,731.09</b>	1982 TAXES COLLECTED	<b>990,311.71</b>
Civil Defense & Disaster Control	<b>100.00</b>	Public Enterprises		1982 Taxes Cancelled, Abated or Adjusted	<b>3,248.02</b>
Environmental Inspection & Control	<b>3,400.00</b>	Recreation—Culture		Transfer to Tax Title Liens or Foreclosed	<b>9,678.24</b>
Other Public Safety		Public Works	<b>10,000.00</b>	Balance Outstanding Dec. 31, 1982	<b>85,573.81</b>
PUBLIC WORKS		Buildings and Grounds	<b>10,731.09</b>	PRIOR YEARS TAXES OUTSTANDING	
Streets and Drainage	<b>191,960.00</b>	Library and Education		Balance January 1, 1982	<b>133,647.21</b>
Sewers and Sewage Processing		Conservation		Collected in 1982	<b>129,651.90</b>
Garbage and Trash Disposal	<b>2,500.00</b>	All Other		Cancelled, Abated or Adjusted 1982	<b>3,626.34</b>
Public Buildings and Grounds	<b>11,000.00</b>	CAPITAL DEBT AUTHORIZED, DECEMBER 31, 1982		Transfers to Tax Title Liens or Foreclosed	
Other Public Works		ISSUED AND UNISSUED		Balance December 31, 1982	<b>368.97</b>
HEALTH and WELFARE		School	<b>229,994</b>	TAX TITLE-LIENS OUTSTANDING	
Health Services Except Environmental	<b>202.60</b>	Self-liquidating		Balance January 1, 1982	<b>49,762.85</b>
Welfare-Public Assistance	<b>1,224.00</b>	Other		Transfer From Taxes	<b>9,678.24</b>
Hospitals, Clinics, First Aid	<b>400.00</b>	Total	<b>229,994</b>	Redeemed in 1982	<b>21,537.08</b>
Animal, Insect, & Rodent Control	<b>5,357.00</b>	ISSUED AND OUTSTANDING		Cancelled, Abated or Adjusted (1982)	
Other Welfare Services		School	<b>229,994.72</b>	Transfers to Foreclosed Property	
RECREATION and CONSERVATION		Self-Liquidating		Balance December 31, 1982	<b>37,904.01</b>
Beaches and Boardwalks		Other		PROPERTY ACQUIRED BY DEED OR FORECLOSURE	
Parks, Playgrounds, Shade Trees		Total	<b>229,994.72</b>	Balance January 1, 1982	
Land Reclamation & Conservation		EQUALIZED VALUATION BASIS		Transfers From Taxes or Liens	
Other Recreational Services	<b>2,050.00</b>	FOR NET DEBT COMPUTATION	<b>47,728,215</b>	Sale for Cash (1982)	
EDUCATION (excluding schools)		REAL PROPERTY VALUATIONS		Cancelled, Abated or Adjusted (1982)	
Libraries		Code Class # of Parcels % VAL'N		Balance December 31, 1982	
Other Educational Services		1 Vacant Land 370 9.77	<b>5,266,100.00</b>	CURRENT FINANCES DECEMBER 31, 1982	
STATUTORY EXPENDITURES		2 Residential 556 59.54	<b>32,082,800.00</b>	ASSETS	
Pensions & F. I. C. A.	<b>13,990.00</b>	3 Farm 361 18.51	<b>9,973,925.00</b>	Cash Dec. 31, 1982	<b>708,044.55</b>
Employee Fringe Benefits	<b>2,750.00</b>	4a Commercial 59 11.92	<b>6,425,600.00</b>	Taxes Receivable	<b>85,942.78</b>
Other Statutory Expenditures	<b>1,650.00</b>	4b Industrial		Tax Title Liens	<b>37,904.01</b>
CETA And Other Public Employment Programs		4c Apartments 1 .25	<b>136,700.00</b>	Foreclosed Property	
MUNICIPAL FUNCTIONS TOTAL	<b>368,850.60</b>	Total 1347	<b>53,885,125.00</b>	Emergencies & Other Deferred Charges	<b>15,300.00</b>
CAPITAL IMPROVEMENTS *MEMO*		Land Area 26.00 Sq. Miles		State and Federal Aid Receivable	<b>1,064.86</b>
DEBT SERVICE		Net Valuation Taxable-Municipal	<b>54,562,599</b>	Other Receivables	<b>2,026.96</b>
Principal Payments		Net Valuation Taxable-County	<b>49,762,948</b>	Total	<b>850,283.16</b>
Interest Payments		State Equalized Valuation	<b>52,148,865</b>	LIABILITIES, RESERVES, AND SURPLUS	
DEFERRED CHARGES	<b>5,100.00</b>	State Equalization Ratio	<b>104.69</b>	Cash Liabilities	<b>422,606.04</b>
SCHOOL, COUNTY, SPECIAL DISTRICT TAXES	<b>1,076,809.46</b>			Reserves for Receivables	<b>125,873.75</b>
RESERVE FOR UNCOLLECTED TAXES	<b>163,500.00</b>			Surplus Dec. 31, 1982	<b>301,803.37</b>
EXPENDITURES TOTAL	<b>1,614,260.06</b>			Total	<b>850,283.16</b>



Population 1980 **14,161**  
 Population 1982 **14,735**  
 S & P Rating  
 Moody Rating

General Tax Rate Per \$100.

1.96  
 State Equalized Tax Rate  
 1.82

**LACEY TOWNSHIP - OCEAN COUNTY****Form of Government:****Township Committee****Number of Members on Governing Body - 5****PER CAPITA:**

Gross Debt **965.93**  
 Net Debt  
 Debt Service  
 Total Tax Levy **604.68**  
 Municipal Expenditures **662.00**

**PER CENT:**

Gross Debt **3.22**  
 Net Debt  
 Tax Levy Collected **91.14**  
 Tax Levy Cancelled, Abated  
 or Adjusted **.86**

EXPENDITURES		REVENUES-REALIZED		1982 PROPERTY TAX	
<b>GENERAL GOVERNMENT</b>				<b>STATE EQUALIZED TAX RATE</b> →	
Governing Body & Public Boards	27,500.00	1982 Property Taxes Collected	8,111,254.62	Local District School Taxes	1.27
Municipal Clerk		1982 Payments in Lieu of Taxes		Regional & Consolidated School Tax	-57.98
Financial Administration	83,172.10	Delinquent Tax & Lien Collections	710,452.58	School Taxes in Municipal Budget	
Assessment of Taxes	71,160.70	Business Personalty Replacement Taxes	40,933.82	County Taxes	.42 *
Collection of Taxes	159,287.41	Taxes from Public Utilities	6,470,260.00	County Library Taxes	.02
Planning, Housing & Development	125,681.50	Other Miscellaneous Tax Revenues		Local Municipal Purpose Taxes	.10
Human Resources	2,000.00	State Aid Revenues	72,400.05	Veteran & Senior Citizen Taxes	
Elections		Federal Aid Revenues		Total Taxes for Rate Computation	1.81
General Administration (other)	778,898.62	State and Local Fiscal Assistance Act Utilized	367,094.36	Special District Taxes	
<b>JUDICIARY</b>		Sale of Acquired Property		Bank Corp. Taxes	11,710.46
Municipal Courts	74,334.26	Other Miscellaneous Revenues		Added and Omitted Taxes	119,132.32
<b>PUBLIC SAFETY</b>		Total	17,001,710.15	Total Taxes Levied - ABSTRACT	8,909,921.46
Fire Protection	105,000.00	Prior Years Surplus Appropriated	2,286,482.16	Total Taxes Billed	8,899,968.98
Police Protection	1,207,840.71	REVENUES TOTAL	19,288,192.31	1982 TAXES COLLECTED	8,111,254.62
Civil Defense & Disaster Control	16,000.00	Reserve For Uncollected Taxes	1,150,707.20	1982 Taxes Cancelled, Abated or Adjusted	76,145.77
Environmental Inspection & Control	73,304.00	CAPITAL OUTLAY TOTAL	246,475.40	Transfer to Tax Title Liens or Foreclosed	101,615.62
Other Public Safety	10,000.00			Balance Outstanding Dec. 31, 1982	610,952.97
<b>PUBLIC WORKS</b>				<b>PRIOR YEARS TAXES OUTSTANDING</b>	
Streets and Drainage	1,413,526.00	Public Enterprises		Balance January 1, 1982	864,091.92
Sewers and Sewage Processing		Recreation—Culture	52,867.14	Collected in 1982	634,745.67
Garbage and Trash Disposal	1,001,357.00	Public Works	177,861.93	Cancelled, Abated or Adjusted 1982	44,232.46
Public Buildings and Grounds	362,729.51	Buildings and Grounds	15,746.33	Transfers to Tax Title Liens or Foreclosed	47,322.98
Other Public Works	115,000.00	Library and Education		Balance December 31, 1982	137,790.81
<b>HEALTH and WELFARE</b>		Conservation		<b>TAX TITLE LIENS OUTSTANDING</b>	
Health Services Except Environmental	25,200.00	All Other		Balance January 1, 1982	237,526.12
Welfare-Public Assistance	20,545.00			Transfer From Taxes	148,938.60
Hospitals, Clinics, First Aid	6,000.00			Redeemed in 1982	75,706.91
Animal, Insect, & Rodent Control	15,980.00			Cancelled, Abated or Adjusted (1982)	
Other Welfare Services				Transfers to Foreclosed Property	27,996.12
<b>RECREATION and CONSERVATION</b>				Balance December 31, 1982	282,761.69
Beaches and Boardwalks				<b>PROPERTY ACQUIRED BY DEED OR FORECLOSURE</b>	
Parks, Playgrounds, Shade Trees	111,571.17			Balance January 1, 1982	94,776.38
Land Reclamation & Conservation				Transfers From Taxes or Liens	27,996.12
Other Recreational Services	80,200.02			Sale for Cash (1982)	
<b>EDUCATION (excluding schools)</b>				Cancelled, Abated or Adjusted (1982)	
Libraries	5,000.00			Balance December 31, 1982	122,772.50
Other Educational Services	2,319,000.00			<b>CURRENT FINANCES DECEMBER 31, 1982</b>	
<b>STATUTORY EXPENDITURES</b>				<b>ASSETS</b>	
Pensions & F. I. C. A.	327,000.00			Cash Dec. 31, 1982	8,443,955.47
Employee Fringe Benefits				Taxes Receivable	748,743.78
Other Statutory Expenditures	23,000.00			Tax Title Liens	282,761.69
<b>CETA And Other Public Employment Programs</b>				Foreclosed Property	122,772.50
<b>MUNICIPAL FUNCTIONS</b>				Emergencies & Other Deferred Charges	85,600.00
CAPITAL IMPROVEMENTS *MEMO*	8,560,288.00			State and Federal Aid Receivable	16,977.43
<b>DEBT SERVICE</b>				Other Receivables	94,258.36
Principal Payments				Total	9,795,069.23
Interest Payments				<b>LIABILITIES, RESERVES, AND SURPLUS</b>	
<b>DEFERRED CHARGES</b>				Cash Liabilities	4,452,991.95
SCHOOL, COUNTY, SPECIAL DISTRICT TAXES	43,500.00			Reserves for Receivables	1,248,536.33
RESERVE FOR UNCOLLECTED TAXES	8,286,949.16			Surplus Dec. 31, 1982	4,053,540.95
EXPENDITURES TOTAL	18,041,504.36			Total	9,795,069.23

1913

Population 1980 1,614

Population 1982 1,677

S &amp; P Rating

Moody Rating

General Tax Rate Per \$100.

State Equalized Tax Rate 5.47

2.38

## LAFAYETTE TOWNSHIP – SUSSEX COUNTY

## Form of Government:

## Township Committee

## Number of Members on Governing Body – 5

## PER CAPITA:

Gross Debt 1,233.64

Net Debt 261.45

Debt Service

Total Tax Levy 775.86

Municipal Expenditures 240.55

## PER CENT:

Gross Debt 4.30

Net Debt .91

Tax Levy Collected 93.40

Tax Levy Cancelled, Abated

or Adjusted

EXPENDITURES		REVENUES-REALIZED		1982 PROPERTY TAX	
GENERAL GOVERNMENT		1982 Property Taxes Collected		STATE EQUALIZED TAX RATE	
Governing Body & Public Boards			1,214,974.27	Local District School Taxes	1.06
Municipal Clerk				Regional & Consolidated School Tax	.56
Financial Administration	5,469.76	1982 Payments in Lieu of Taxes		School Taxes in Municipal Budget	
Assessment of Taxes	4,600.00	Delinquent Tax & Lien Collections	85,789.54	County Taxes	.55
Collection of Taxes	6,230.16	Business Personalty Replacement Taxes	43,294.52	County Library Taxes	.03
Planning, Housing & Development	1,725.00	Taxes from Public Utilities	50,376.00	Local Municipal Purpose Taxes	.17
Human Resources		Other Miscellaneous Tax Revenues		Veteran & Senior Citizen Taxes	
Elections	360.00	State Aid Revenues	9,370.57	Total Taxes for Rate Computation	2.37
General Administration (other)	54,850.48	Federal Aid Revenues		Special District Taxes	
JUDICIARY		State and Local Fiscal Assistance Act Utilized	10,560.00	Bank Corp. Taxes	325.01
Municipal Courts	15,725.00	Sale of Acquired Property	3,000.00	Added and Omitted Taxes	9,591.22
PUBLIC SAFETY		Other Miscellaneous Revenues	59,128.08	Total Taxes Levied - ABSTRACT	1,301,122.45
Fire Protection	28,500.00	Total	1,476,492.98	Total Taxes Billed	1,300,797.44
Police Protection	1,800.00	Prior Years Surplus Appropriated	160,000.00	1982 TAXES COLLECTED	1,214,974.27
Civil Defense & Disaster Control	100.00	REVENUES	1,636,492.98	1982 Taxes Cancelled, Abated or Adjusted	
Environmental Inspection & Control	11,455.56	Reserve For Uncollected Taxes	106,000.00	Transfer to Tax Title Liens or Foreclosed	
Other Public Safety		CAPITAL OUTLAY	18,577.14	Balance Outstanding Dec. 31, 1982	85,823.17
PUBLIC WORKS		TOTAL		PRIOR YEARS TAXES OUTSTANDING	
Streets and Drainage	105,994.82	Public Enterprises		Balance January 1, 1982	91,603.25
Sewers and Sewage Processing		Recreation—Culture		Collected in 1982	60,495.62
Garbage and Trash Disposal		Public Works		Cancelled, Abated or Adjusted 1982	
Public Buildings and Grounds	9,411.67	Buildings and Grounds	18,577.14	Transfers to Tax Title Liens or Foreclosed	
Other Public Works		Library and Education		Balance December 31, 1982	11,107.63
HEALTH and WELFARE		Conservation		TAX TITLE LIENS OUTSTANDING	
Health Services Except Environmental	8,223.16	All Other		Balance January 1, 1982	18,241.80
Welfare-Public Assistance	850.00	CAPITAL DEBT AUTHORIZED, DECEMBER 31, 1982		Transfer From Taxes	
Hospitals, Clinics, First Aid	200.00	ISSUED AND UNISSUED		Redeemed in 1982	5,293.92
Animal, Insect, & Rodent Control	1,239.45	School	2,025,526	Cancelled, Abated or Adjusted (1982)	
Other Welfare Services	1,250.00	Self-liquidating		Transfers to Foreclosed Property	
RECREATION and CONSERVATION		Other	43,296	Balance December 31, 1982	12,947.88
Beaches and Boardwalks		Total	2,068,822	PROPERTY ACQUIRED BY DEED OR	
Parks, Playgrounds, Shade Trees		ISSUED AND OUTSTANDING		FORECLOSURE	
Land Reclamation & Conservation		School	1,885,526.04	Balance January 1, 1982	27,300.00
Other Recreational Services	3,000.00	Self-Liquidating		Transfers From Taxes or Liens	
EDUCATION (excluding schools)		Other		Sale for Cash (1982)	3,000.00
Libraries		Total	1,885,526.04	Cancelled, Abated or Adjusted (1982)	
Other Educational Services		EQUALIZED VALUATION BASIS		Balance December 31, 1982	24,300.00
STATUTORY EXPENDITURES		FOR NET DEBT COMPUTATION	48,161,418	CURRENT FINANCES DECEMBER 31, 1982	
Pensions & F. I. C. A.	9,634.94	REAL PROPERTY VALUATIONS		ASSETS	
Employee Fringe Benefits	2,450.00	Code Class # of Parcels % VAL'N		Cash Dec. 31, 1982	250,564.66
Other Statutory Expenditures	1,000.00	1 Vacant Land 127 4.47	1,048,375.00	Taxes Receivable	96,930.80
CETA And Other Public Employment Programs		2 Residential 386 48.04	11,261,800.00	Tax Title Liens	12,947.88
MUNICIPAL FUNCTIONS	274,070.00	3 Farm 542 24.13	5,658,050.00	Foreclosed Property	24,300.00
CAPITAL IMPROVEMENTS	*MEMO*	4a Commercial 25 3.63	850,500.00	Emergencies & Other Deferred Charges	22,104.58
DEBT SERVICE		4b Industrial 21 19.72	4,623,350.00	State and Federal Aid Receivable	970.00
Principal Payments		4c Apartments		Other Receivables	32,862.70
Interest Payments		Total 1101	23,442,075.00	Total	440,680.62
DEFERRED CHARGES	23,325.31	Land Area 18.70 Sq. Miles		LIABILITIES, RESERVES, AND SURPLUS	
SCHOOL, COUNTY, SPECIAL DISTRICT TAXES	1,197,669.13	Net Valuation Taxable-Municipal	23,638,345	Cash Liabilities	53,084.99
RESERVE FOR UNCOLLECTED TAXES	106,000.00	Net Valuation Taxable-County	51,397,055	Reserves for Receivables	167,041.38
EXPENDITURES	1,601,064.44	State Equalized Valuation	54,011,869	Surplus Dec. 31, 1982	220,554.25
TOTAL		State Equalization Ratio	43.56	Total	440,680.62



Population 1980 2,908  
 Population 1982 2,898  
 S & P Rating  
 Moody Rating

General Tax Rate Per \$100. 3.45  
 State Equalized Tax Rate 2.94

## LAKEHURST BOROUGH – OCEAN COUNTY

## Form of Government:

## Borough Council

## Number of Members on Governing Body – 6

## PER CAPITA:

Gross Debt 725.67  
 Net Debt 283.49  
 Debt Service  
 Total Tax Levy 296.50  
 Municipal Expenditures 285.59

## PER CENT:

Gross Debt 8.87  
 Net Debt 3.46  
 Tax Levy Collected 91.60  
 Tax Levy Cancelled, Abated or Adjusted

EXPENDITURES		REVENUES-REALIZED		1982 PROPERTY TAX	
GENERAL GOVERNMENT				STATE EQUALIZED TAX RATE	
Governing Body & Public Boards	1,320.22	1982 Property Taxes Collected	781,010.34	Local District School Taxes	1.64
Municipal Clerk		1982 Payments in Lieu of Taxes		Regional & Consolidated School Tax	
Financial Administration	3,000.00	Delinquent Tax & Lien Collections	63,740.82	School Taxes in Municipal Budget	
Assessment of Taxes	4,549.38	Business Personalty Replacement Taxes	9,725.20	County Taxes	.43 *
Collection of Taxes	7,834.85	Taxes from Public Utilities	54,916.00	County Library Taxes	.02
Planning, Housing & Development	1,595.49	Other Miscellaneous Tax Revenues		Local Municipal Purpose Taxes	.85
Human Resources		State Aid Revenues	87,137.87	Veteron & Senior Citizen Taxes	
Elections		Federal Aid Revenues		Total Taxes for Rate Computation	2.94
General Administration (other)	67,172.03	State and Local Fiscal Assistance Act Utilized	105,732.70	Special District Taxes	
JUDICIARY		Sole of Acquired Property		Bank Corp. Taxes	6,616.63
Municipal Courts	21,933.79	Other Miscellaneous Revenues	114,002.15	Added and Omitted Taxes	3,477.35
PUBLIC SAFETY		Total	1,256,265.08	Total Taxes Levied - ABSTRACT	859,271.17
Fire Protection	11,391.79	Prior Years Surplus Appropriated	57,200.00	Total Taxes Billed	852,654.54
Police Protection	266,342.35	REVENUES TOTAL	1,313,465.08	1982 TAXES COLLECTED	781,010.34
Civil Defense & Disaster Control	1,958.27	Reserve For Uncollected Taxes	93,854.68	1982 Taxes Cancelled, Abated or Adjusted	
Environmental Inspection & Control				Transfer to Tax Title Liens or Foreclosed	7,000.00
Other Public Safety		CAPITAL OUTLAY TOTAL		Balance Outstanding Dec. 31, 1982	64,644.20
PUBLIC WORKS				PRIOR YEARS TAXES OUTSTANDING	
Streets and Drainage	51,546.63	Public Enterprises		Balance January 1, 1982	62,705.34
Sewers and Sewage Processing		Recreation—Culture		Collected in 1982	60,492.05
Gorbage and Trash Disposol	41,658.02	Public Works		Cancelled, Abated or Adjusted 1982	
Public Buildings and Grounds	30,827.62	Buildings and Grounds		Transfers to Tax Title Liens or Foreclosed	
Other Public Works	15,869.82	Library and Education		Balance December 31, 1982	2,213.29
HEALTH and WELFARE		Conservation		TAX TITLE LIENS OUTSTANDING	
Health Services Except Environmental	279.03	All Other		Balance January 1, 1982	23,752.31
Welfare-Public Assistance	9,155.59			Transfer From Taxes	7,000.00
Hospitals, Clinics, First Aid		CAPITAL DEBT AUTHORIZED, DECEMBER 31, 1982		Redeemed in 1982	3,248.77
Animal, Insect, & Rodent Control	820.76	ISSUED AND UNISSUED		Cancelled, Abated or Adjusted (1982)	
Other Welfare Services		School	1,533,000	Transfers to Foreclosed Property	
		Self-liquidating	570,000	Balance December 31, 1982	27,503.54
		Other		PROPERTY ACQUIRED BY DEED OR	
		Total	2,103,000	FORECLOSURE	
RECREATION and CONSERVATION				Balance January 1, 1982	14,400.00
Beaches and Boardwalks		ISSUED AND OUTSTANDING		Transfers From Taxes or Liens	
Parks, Playgrounds, Shade Trees		School	1,533,000.00	Sole for Cash (1982)	
Land Reclamation & Conservation		Self-Liquidating	555,000.00	Cancelled, Abated or Adjusted (1982)	
Other Recreational Services	3,056.78	Other		Balance December 31, 1982	14,400.00
EDUCATION (excluding schools)		Total	2,088,000.00	CURRENT FINANCES DECEMBER 31, 1982	
Libraries		EQUALIZED VALUATION BASIS		ASSETS	
Other Educational Services		FOR NET DEBT COMPUTATION	23,715,073	Cash Dec. 31, 1982	573,547.18
STATUTORY EXPENDITURES		REAL PROPERTY VALUATIONS		Taxes Receivable	66,857.49
Pensions & F. I. C. A.	60,288.16	Code Class # of Parcels % VAL'N		Tax Title Liens	27,503.54
Employee Fringe Benefits	27,906.71	1 Vacant Land 95 2.63	570,700.00	Foreclosed Property	14,400.00
Other Statutory Expenditures	2,600.00	2 Residential 666 80.24	17,417,200.00	Emergencies & Other Deferred Charges	41,194.35
CETA And Other Public Employment Programs		3 Farm		State and Federal Aid Receivable	9,417.94
MUNICIPAL FUNCTIONS	655,107.29	4a Commercial 45 16.87	3,661,300.00	Other Receivables	36,292.77
CAPITAL IMPROVEMENTS	*MEMO* 2,000.00	4b Industrial		Total	769,213.27
DEBT SERVICE		4c Apartments 1 .26	56,600.00	LIABILITIES, RESERVES, AND SURPLUS	
Principal Payments		Total 807	21,765,800.00	Cash Liabilities	489,263.14
Interest Payments		Land Area .95 Sq. Miles		Reserves for Receivables	145,053.80
DEFERRED CHARGES	78,673.85	Net Valuation Taxable-Municipal	24,595,327	Surplus Dec. 31, 1982	134,896.33
SCHOOL, COUNTY, SPECIAL DISTRICT TAXES	603,957.19	Net Valuation Taxable-County	26,697,591	Total	769,213.27
RESERVE FOR UNCOLLECTED TAXES	93,854.68	State Equalized Valuation	28,372,722		
EXPENDITURES TOTAL	1,431,593.01	State Equalization Ratio	85.18		

1514

Population 1980 38,464

Population 1982 35,082

S &amp; P Rating AAA

Moody Rating BAA1

General Tax Rate Per \$100.

3.67

State Equalized Tax Rate

2.57

## LAKEWOOD TOWNSHIP – OCEAN COUNTY

## Form of Government:

## Township Committee

## Number of Members on Governing Body – 5

## PER CAPITA:

Gross Debt 440.43

Net Debt 234.86

Debt Service 27.33

Total Tax Levy 464.82

Municipal Expenditures 285.81

## PER CENT:

Gross Debt 2.70

Net Debt 1.44

Tax Levy Collected 94.72

Tax Levy Cancelled, Abated

or Adjusted .03

EXPENDITURES		REVENUES-REALIZED		1982 PROPERTY TAX	
GENERAL GOVERNMENT		1982 Property Taxes Collected		STATE EQUALIZED TAX RATE →	
Governing Body & Public Boards		1982 Payments in Lieu of Taxes	17,157,504.17	Local District School Taxes	1.42
Municipal Clerk		Delinquent Tax & Lien Collections	63,162.00	Regional & Consolidated School Tax	
Financial Administration	50,588.00	Business Personalty Replacement Taxes	902,908.87	School Taxes in Municipal Budget	
Assessment of Taxes	128,121.00	Taxes from Public Utilities	247,553.43	County Taxes	.45
Collection of Taxes	165,198.00	Other Miscellaneous Tax Revenues	1,659,581.00	County Library Taxes	
Planning, Housing & Development	81,781.00	State Aid Revenues	586,469.73	Local Municipal Purpose Taxes	.70
Human Resources	421,621.00	Federal Aid Revenues		Veteran & Senior Citizen Taxes	
Elections	2,800.00	State and Local Fiscal Assistance Act Utilized	475,292.00	Total Taxes for Rate Computation	2.57
General Administration (other)	727,053.00	Sale of Acquired Property	366,451.39	Special District Taxes	
JUDICIARY		Other Miscellaneous Revenues	829,002.95	Bank Corp. Taxes	51,744.78
Municipal Courts	123,535.00	Total	22,888,325.54	Added and Omitted Taxes	78,273.73
PUBLIC SAFETY		Prior Years Surplus Appropriated	1,111,000.00	Total Taxes Levied - ABSTRACT	18,166,270.51
Fire Protection	313,520.00	REVENUES TOTAL	23,999,325.54	Total Taxes Billed	18,114,525.73
Police Protection	2,465,429.36	Reserve For Uncollected Taxes	1,159,000.00	1982 TAXES COLLECTED	17,157,504.17
Civil Defense & Disaster Control	9,100.00	CAPITAL OUTLAY TOTAL	266,480.53	1982 Taxes Cancelled, Abated or Adjusted	5,759.07
Environmental Inspection & Control	223,535.00	Public Enterprises		Transfer to Tax Title Liens or Foreclosed	110,948.98
Other Public Safety		Recreation—Culture	246,970.83	Balance Outstanding Dec. 31, 1982	840,313.51
PUBLIC WORKS		Public Works	19,509.70	PRIOR YEARS TAXES OUTSTANDING	
Streets and Drainage	561,390.00	Buildings and Grounds		Balance January 1, 1982	786,928.34
Sewers and Sewage Processing		Library and Education		Collected in 1982	733,142.84
Garbage and Trash Disposal	555,938.00	Conservation		Cancelled, Abated or Adjusted 1982	1,038.18
Public Buildings and Grounds	331,294.00	All Other		Transfers to Tax Title Liens or Foreclosed	34,623.11
Other Public Works	111,746.00	CAPITAL DEBT AUTHORIZED, DECEMBER 31, 1982		Balance December 31, 1982	18,124.21
HEALTH and WELFARE		ISSUED AND UNISSUED		TAX TITLE LIENS OUTSTANDING	
Health Services Except Environmental	95,165.65	School	7,853,000	Balance January 1, 1982	664,662.51
Welfare-Public Assistance	160,141.00	Self-liquidating		Transfer From Taxes	151,142.03
Hospitals, Clinics, First Aid	27,500.00	Other	9,359,804	Redeemed in 1982	169,766.03
Animal, Insect, & Rodent Control		Total	17,212,804	Cancelled, Abated or Adjusted (1982)	1,673.34
Other Welfare Services	15,804.00	ISSUED AND OUTSTANDING		Transfers to Foreclosed Property	
RECREATION and CONSERVATION		School	7,853,000.00	Balance December 31, 1982	644,365.17
Beaches and Boardwalks	339,580.00	Self-Liquidating		PROPERTY ACQUIRED BY DEED OR	
Parks, Playgrounds, Shade Trees	1,000.00	Other	8,525,000.00	FORECLOSURE	
Land Reclamation & Conservation	147,265.00	Total	16,378,000.00	Balance January 1, 1982	2,795,763.85
Other Recreational Services		EQUALIZED VALUATION BASIS		Transfers From Taxes or Liens	
EDUCATION (excluding schools)		FOR NET DEBT COMPUTATION	638,456,692	Sale for Cash (1982)	370,920.64
Libraries	304,120.00	REAL PROPERTY VALUATIONS		Cancelled, Abated or Adjusted (1982)	
Other Educational Services		Code Class # of Parcels % VAL'N		Balance December 31, 1982	2,424,843.21
STATUTORY EXPENDITURES		ASSESSED VALUATION		CURRENT FINANCES DECEMBER 31, 1982	
Pensions & F. I. C. A.	689,800.00	1 Vacant Land 5450 4.21	20,321,900.00	ASSETS	
Employee Fringe Benefits	404,421.00	2 Residential 11447 71.15	343,329,700.00	Cash Dec. 31, 1982	2,139,574.81
Other Statutory Expenditures	44,000.00	3 Farm 79 .64	3,084,100.00	Taxes Receivable	858,437.72
CETA And Other Public Employment Programs		4a Commercial 410 11.46	55,285,000.00	Tax Title Liens	644,365.17
MUNICIPAL FUNCTIONS TOTAL	8,941,446.01	4b Industrial 68 5.75	27,723,500.00	Foreclosed Property	2,424,843.21
CAPITAL IMPROVEMENTS *MEMO*		4c Apartments 82 6.79	32,773,600.00	Emergencies & Other Deferred Charges	
DEBT SERVICE		Total 17536	482,517,800.00	State and Federal Aid Receivable	17,391.30
Principal Payments	466,500.00	Land Area 24.40 Sq. Miles		Other Receivables	156,634.19
Interest Payments	601,541.35	Net Valuation Taxable-Municipal	491,526,851	Total	6,281,246.40
DEFERRED CHARGES	1,383.93	Net Valuation Taxable-County	676,318,402	LIABILITIES, RESERVES, AND SURPLUS	
SCHOOL, COUNTY, SPECIAL DISTRICT TAXES	13,140,943.11	State Equalized Valuation	695,215,775	Cash Liabilities	625,114.79
RESERVE FOR UNCOLLECTED TAXES	1,159,000.00	State Equalization Ratio	69.91	Reserves for Receivables	4,124,280.29
EXPENDITURES TOTAL	24,310,814.40			Surplus Dec. 31, 1982	1,531,851.32
				Total	6,281,246.40



1017

Population 1980 4,044  
 Population 1982 3,972  
 S & P Rating  
 Moody Rating

General Tax Rate Per \$100.

3.33  
 State Equalized Tax Rate  
 2.25

**LAMBERTVILLE CITY - HUNTERDON CO.****Form of Government:****Small Municipality Plan C (OMCL 50)****Number of Members on Governing Body - 3****PER CAPITA:**

Gross Debt 61.68  
 Net Debt  
 Debt Service  
 Total Tax Levy 495.21  
 Municipal Expenditures 240.66

**PER CENT:**

Gross Debt .32  
 Net Debt  
 Tax Levy Collected 86.34  
 Tax Levy Cancelled, Abated  
 or Adjusted

EXPENDITURES		REVENUES-REALIZED		1982 PROPERTY TAX	
<b>GENERAL GOVERNMENT</b>				<b>STATE EQUALIZED TAX RATE</b> →	
Governing Body & Public Boards		1982 Property Taxes Collected	1,690,866.25	Local District School Taxes .58	481,370.50
Municipal Clerk	16,000.00	1982 Payments in Lieu of Taxes		Regional & Consolidated School Tax .82	673,628.33
Financial Administration	12,110.00	Delinquent Tax & Lien Collections	224,830.46	School Taxes in Municipal Budget	
Assessment of Taxes	6,900.00	Business Personalty Replacement Taxes	76,855.68	County Taxes .47	385,147.58
Collection of Taxes	18,000.00	Taxes from Public Utilities	156,935.00	County Library Taxes	
Planning, Housing & Development	8,240.00	Other Miscellaneous Tax Revenues		Local Municipal Purpose Taxes .37	308,075.58
Human Resources		State Aid Revenues	76,742.16	Veteran & Senior Citizen Taxes	56,805.00
Elections	2,000.00	Federal Aid Revenues		Total Taxes for Rate Computation 2.24	1,905,026.99
General Administration (other)	71,600.00	State and Local Fiscal Assistance Act Utilized	26,380.00	Special District Taxes	104,550.00
<b>JUDICIARY</b>		Sale of Acquired Property		Bank Corp. Taxes	8,575.46
Municipal Courts	27,800.00	Other Miscellaneous Revenues	145,015.31	Added and Omitted Taxes	5,642.59
<b>PUBLIC SAFETY</b>		Total	2,397,624.86	Total Taxes Levied - ABSTRACT	1,966,990.04
Fire Protection	9,850.00	Prior Years Surplus Appropriated	40,900.00	Total Taxes Billed	1,958,414.58
Police Protection	178,050.00	<b>REVENUES</b>	<b>TOTAL</b>	1982 TAXES COLLECTED	1,690,866.25
Civil Defense & Disaster Control	2,000.00	Reserve For Uncollected Taxes	266,822.54	1982 Taxes Cancelled, Abated or Adjusted	
Environmental Inspection & Control	9,500.00	<b>CAPITAL OUTLAY</b>	<b>TOTAL</b>	Transfer to Tax Title Liens or Foreclosed	
Other Public Safety		Public Enterprises		Balance Outstanding Dec. 31, 1982	267,548.33
<b>PUBLIC WORKS</b>		Recreation—Culture		<b>PRIOR YEARS TAXES OUTSTANDING</b>	
Streets and Drainage	112,000.00	Public Works		Balance January 1, 1982	308,562.90
Sewers and Sewage Processing	1,000.00	Buildings and Grounds		Collected in 1982	221,743.05
Garbage and Trash Disposal	107,900.00	Library and Education		Cancelled, Abated or Adjusted 1982	
Public Buildings and Grounds	16,500.00	Conservation		Transfers to Tax Title Liens or Foreclosed	
Other Public Works		All Other		Balance December 31, 1982	86,819.85
<b>HEALTH and WELFARE</b>		<b>CAPITAL DEBT AUTHORIZED, DECEMBER 31, 1982</b>		<b>TAX TITLE LIENS OUTSTANDING</b>	
Health Services Except Environmental	4,600.00	ISSUED AND UNISSUED	GROSS DEBT	Balance January 1, 1982	49,755.04
Welfare-Public Assistance	5,575.00	School	245,000	Transfer From Taxes	
Hospitals, Clinics, First Aid		Self-liquidating		Redeemed in 1982	3,087.41
Animal, Insect, & Rodent Control	100.00	Other		Cancelled, Abated or Adjusted (1982)	
Other Welfare Services		Total	245,000	Transfers to Foreclosed Property	
<b>RECREATION and CONSERVATION</b>		<b>ISSUED AND OUTSTANDING</b>		Balance December 31, 1982	46,667.63
Beaches and Boardwalks		School	245,000.00	<b>PROPERTY ACQUIRED BY DEED OR</b>	
Parks, Playgrounds, Shade Trees	4,850.00	Self-Liquidating		<b>FORECLOSURE</b>	
Land Reclamation & Conservation		Other		Balance January 1, 1982	1,925.00
Other Recreational Services	2,500.00	Total	245,000.00	Transfers From Taxes or Liens	
<b>EDUCATION (excluding schools)</b>		<b>EQUALIZED VALUATION BASIS</b>		Sale for Cash (1982)	
Libraries	18,500.00	FOR NET DEBT COMPUTATION	75,894,064	Cancelled, Abated or Adjusted (1982)	
Other Educational Services		<b>REAL PROPERTY VALUATIONS</b>		Balance December 31, 1982	1,925.00
<b>STATUTORY EXPENDITURES</b>				<b>CURRENT FINANCES DECEMBER 31, 1982</b>	
Pensions & F. I. C. A.	36,000.00			<b>ASSETS</b>	
Employee Fringe Benefits	15,000.00			Cash Dec. 31, 1982	338,656.11
Other Statutory Expenditures	2,500.00			Taxes Receivable	354,368.18
<b>CETA And Other Public Employment Programs</b>				Tax Title Liens	46,667.63
<b>MUNICIPAL FUNCTIONS</b>				Foreclosed Property	1,925.00
<b>CAPITAL IMPROVEMENTS</b>	<b>*MEMO*</b>			Emergencies & Other Deferred Charges	
<b>DEBT SERVICE</b>				State and Federal Aid Receivable	2,388.06
Principal Payments				Other Receivables	56,599.45
Interest Payments				Total	800,604.43
<b>DEFERRED CHARGES</b>				<b>LIABILITIES, RESERVES, AND SURPLUS</b>	
SCHOOL, COUNTY, SPECIAL DISTRICT TAXES	1,644,696.41			Cash Liabilities	186,626.43
RESERVE FOR UNCOLLECTED TAXES	266,822.54			Reserves for Receivables	459,560.26
<b>EXPENDITURES</b>	<b>TOTAL</b>			Surplus Dec. 31, 1982	154,417.74
	2,600,593.95			Total	800,604.43

0420

Population 1980 2,249  
 Population 1982 2,259  
 S & P Rating  
 Moody Rating

General Tax Rate Per \$100.  
 State Equalized Tax Rate 5.92  
 2.76

**LAUREL SPRINGS BORO. - CAMDEN CO.**  
**Form of Government:**  
**Borough Council**  
**Number of Members on Governing Body - 6**

PER CAPITA:  
 Gross Debt 75.96  
 Net Debt 75.96  
 Debt Service 8.24  
 Total Tax Levy 552.25  
 Municipal Expenditures 226.69

PER CENT:  
 Gross Debt .52  
 Net Debt .52  
 Tax Levy Collected 97.95  
 Tax Levy Cancelled, Abated or Adjusted

EXPENDITURES		REVENUES-REALIZED		1982 PROPERTY TAX	
<b>GENERAL GOVERNMENT</b>				<b>STATE EQUALIZED TAX RATE</b> → 1.22	
Governing Body & Public Boards		1982 Property Taxes Collected	1,219,740.30	Local District School Taxes	551,096.00
Municipal Clerk		1982 Payments in Lieu of Taxes		Regional & Consolidated School Tax	
Financial Administration	10,495.00	Delinquent Tax & Lien Collections	22,175.75	School Taxes in Municipal Budget	
Assessment of Taxes	4,045.00	Business Personalty Replacement Taxes	10,870.84	County Taxes	* 439,816.86
Collection of Taxes	8,017.55	Taxes from Public Utilities	147,643.07	County Library Taxes	10,135.00
Planning, Housing & Development	2,600.00	Other Miscellaneous Tax Revenues		Local Municipal Purpose Taxes	241,515.00
Human Resources		State Aid Revenues	36,078.38	Veteran & Senior Citizen Taxes	26,950.00
Elections		Federal Aid Revenues		Total Taxes for Rate Computation	1,269,512.86
General Administration (other)	59,295.55	State and Local Fiscal Assistance Act Utilized	14,356.67	Special District Taxes	
<b>JUDICIARY</b>		Sale of Acquired Property		Bank Corp. Taxes	2,571.06
Municipal Courts	12,145.40	Other Miscellaneous Revenues	103,433.45	Added and Omitted Taxes	2,390.88
<b>PUBLIC SAFETY</b>		Total	1,554,298.46	Total Taxes Levied - ABSTRACT	1,247,524.80
Fire Protection	17,855.00	Prior Years Surplus Appropriated	20,000.00	Total Taxes Billed	1,245,251.28
Police Protection	92,882.54	REVENUES TOTAL	1,574,298.46	1982 TAXES COLLECTED	1,219,740.30
Civil Defense & Disaster Control	100.00	Reserve For Uncollected Taxes	59,326.53	1982 Taxes Cancelled, Abated or Adjusted	
Environmental Inspection & Control	2,449.00	<b>CAPITAL OUTLAY TOTAL</b>		Transfer to Tax Title Liens or Foreclosed	
Other Public Safety				Balance Outstanding Dec. 31, 1982	25,510.98
<b>PUBLIC WORKS</b>				<b>PRIOR YEARS TAXES OUTSTANDING</b>	
Streets and Drainage	73,980.00	Public Enterprises		Balance January 1, 1982	22,351.36
Sewers and Sewage Processing		Recreation--Culture		Collected in 1982	22,175.75
Garbage and Trash Disposal	27,672.27	Public Works		Cancelled, Abated or Adjusted 1982	
Public Buildings and Grounds	3,400.00	Buildings and Grounds	7,724.96	Transfers to Tax Title Liens or Foreclosed	
Other Public Works	12,000.00	Library and Education		Balance December 31, 1982	175.61
<b>HEALTH and WELFARE</b>		Conservation		<b>TAX TITLE LIENS OUTSTANDING</b>	
Health Services Except Environmental	1,300.00	All Other		Balance January 1, 1982	
Welfare-Public Assistance	500.00	<b>CAPITAL DEBT AUTHORIZED, DECEMBER 31, 1982</b>		Transfer From Taxes	
Hospitals, Clinics, First Aid				Redeemed in 1982	
Animal, Insect, & Rodent Control				Cancelled, Abated or Adjusted (1982)	
Other Welfare Services				Transfers to Foreclosed Property	
<b>RECREATION and CONSERVATION</b>				Balance December 31, 1982	
Beaches and Boardwalks				PROPERTY ACQUIRED BY DEED OR FORECLOSURE	
Parks, Playgrounds, Shade Trees	1,000.00			Balance January 1, 1982	551.00
Land Reclamation & Conservation				Transfers From Taxes or Liens	
Other Recreational Services	2,700.00			Sale for Cash (1982)	
<b>EDUCATION (excluding schools)</b>				Cancelled, Abated or Adjusted (1982)	
Libraries				Balance December 31, 1982	551.00
Other Educational Services				<b>CURRENT FINANCES DECEMBER 31, 1982</b>	
<b>STATUTORY EXPENDITURES</b>				<b>ASSETS</b>	
Pensions & F. I. C. A.	24,270.00			Cash Dec. 31, 1982	228,706.13
Employee Fringe Benefits				Taxes Receivable	25,686.59
Other Statutory Expenditures	1,000.00			Tax Title Liens	
CETA And Other Public Employment Programs				Foreclosed Property	551.00
<b>MUNICIPAL FUNCTIONS TOTAL</b>				Emergencies & Other Deferred Charges	2,161.98
CAPITAL IMPROVEMENTS *MEMO*	4,200.00			State and Federal Aid Receivable	
<b>DEBT SERVICE</b>				Other Receivables	12,368.70
Principal Payments	15,000.00			Total	269,474.40
Interest Payments	3,610.00			<b>LIABILITIES, RESERVES, AND SURPLUS</b>	
<b>DEFERRED CHARGES</b>				Cash Liabilities	44,986.50
SCHOOL, COUNTY, SPECIAL DISTRICT TAXES	36,456.16			Reserves for Receivables	38,606.29
RESERVE FOR UNCOLLECTED TAXES	1,001,047.86			Surplus Dec. 31, 1982	185,881.61
EXPENDITURES TOTAL	1,513,147.86			Total	269,474.40

1981/3000



\*Includes County Health Service Taxes or County Vocational School Taxes. See Table 13.



1515

Population 1980 **2,072**  
 Population 1982 **2,103**  
 S & P Rating  
 Moody Rating **BA41**

General Tax Rate Per \$100.

**1.80**

State Equalized Tax Rate

**1.05****LAVALLETTE BOROUGH - OCEAN COUNTY****Form of Government:****Borough Council****Number of Members on Governing Body - 6****PER CAPITA:**

Gross Debt **2,029.12**  
 Net Debt **1,277.17**  
 Debt Service **18.36**  
 Total Tax Levy **1,167.87**  
 Municipal Expenditures **761.56**

**PER CENT:**

Gross Debt **2.11**  
 Net Debt **1.33**  
 Tax Levy Collected **95.87**  
 Tax Levy Cancelled, Abated  
 or Adjusted

EXPENDITURES		REVENUES-REALIZED		1982 PROPERTY TAX	
<b>GENERAL GOVERNMENT</b>				<b>STATE EQUALIZED TAX RATE</b> → <b>.35</b>	
Governing Body & Public Boards	33,126.53	1982 Property Taxes Collected	2,349,569.84	Local District School Taxes	808,384.00
Municipal Clerk	22,025.10	1982 Payments in Lieu of Taxes		Regional & Consolidated School Tax	
Financial Administration	22,538.30	Delinquent Tax & Lien Collections	85,096.36	School Taxes in Municipal Budget	
Assessment of Taxes	6,350.00	Business Personalty Replacement Taxes	10,779.56	County Taxes	* 970,398.52
Collection of Taxes	15,650.00	Taxes from Public Utilities	134,400.00	County Library Taxes	.02 55,766.42
Planning, Housing & Development	7,470.00	Other Miscellaneous Tax Revenues		Local Municipal Purpose Taxes	.26 603,000.00
Human Resources		State Aid Revenues	11,093.36	Veteran & Senior Citizen Taxes	45,650.00
Elections	650.63	Federal Aid Revenues		Total Taxes for Rate Computation	1.05 2,483,198.94
General Administration (other)	165,950.80	State and Local Fiscal Assistance Act Utilized	55,242.00	Special District Taxes	
<b>JUDICIARY</b>		Sale of Acquired Property		Bank Corp. Taxes	5,272.41
Municipal Courts	23,100.20	Other Miscellaneous Revenues	603,158.09	Added and Omitted Taxes	13,218.30
<b>PUBLIC SAFETY</b>		Total	3,249,339.21	Total Taxes Levied - ABSTRACT	2,456,039.65
Fire Protection	48,734.00	Prior Years Surplus Appropriated	273,120.00	Total Taxes Billed	2,450,767.24
Police Protection	407,011.00	REVENUES TOTAL	3,522,459.21	1982 TAXES COLLECTED	2,349,569.84
Civil Defense & Disaster Control	1,575.00	Reserve For Uncollected Taxes	124,440.00	1982 Taxes Cancelled, Abated or Adjusted	
Environmental Inspection & Control	12,730.00			Transfer to Tax Title Liens or Foreclosed	
Other Public Safety		<b>CAPITAL OUTLAY TOTAL</b>	<b>441,318.96</b>	Balance Outstanding Dec. 31, 1982	101,197.40
<b>PUBLIC WORKS</b>				<b>PRIOR YEARS TAXES OUTSTANDING</b>	
Streets and Drainage	171,759.58	Public Enterprises	167,296.30	Balance January 1, 1982	82,427.27
Sewers and Sewage Processing		Recreation—Culture	107,599.28	Collected in 1982	82,097.98
Garbage and Trash Disposal	80,383.61	Public Works	143,547.82	Cancelled, Abated or Adjusted 1982	
Public Buildings and Grounds	43,337.40	Buildings and Grounds	22,875.56	Transfers to Tax Title Liens or Foreclosed	
Other Public Works		Library and Education		Balance December 31, 1982	329.29
<b>HEALTH and WELFARE</b>		Conservation		<b>TAX TITLE LIENS OUTSTANDING</b>	
Health Services Except Environmental	2,650.00	All Other		Balance January 1, 1982	7,085.73
Welfare-Public Assistance	1,106.81	<b>CAPITAL DEBT AUTHORIZED, DECEMBER 31, 1982</b>		Transfer From Taxes	
Hospitals, Clinics, First Aid		ISSUED AND UNISSUED		Redeemed in 1982	2,998.38
Animal, Insect, & Rodent Control	2,166.66	School	1,510,000	Cancelled, Abated or Adjusted (1982)	
Other Welfare Services		Self-liquidating	1,606,000	Transfers to Foreclosed Property	
<b>RECREATION and CONSERVATION</b>		Other	1,151,235	Balance December 31, 1982	4,087.35
Beaches and Boardwalks	201,238.69	Total	4,267,235	<b>PROPERTY ACQUIRED BY DEED OR FORECLOSURE</b>	
Parks, Playgrounds, Shode Trees	16,211.06			Balance January 1, 1982	
Land Reclamation & Conservation		ISSUED AND OUTSTANDING		Transfers From Taxes or Liens	
Other Recreational Services	9,176.50	School	1,510,000.00	Sale for Cash (1982)	
<b>EDUCATION (excluding schools)</b>		Self-Liquidating	1,456,000.00	Cancelled, Abated or Adjusted (1982)	
Libraries		Other	1,028,538.11	Balance December 31, 1982	
Other Educational Services		Total	3,994,538.11	<b>CURRENT FINANCES DECEMBER 31, 1982</b>	
<b>STATUTORY EXPENDITURES</b>		<b>EQUALIZED VALUATION BASIS FOR NET DEBT COMPUTATION</b>	<b>202,317,181</b>	<b>ASSETS</b>	
Pensions & F. I. C. A.	94,579.13	<b>REAL PROPERTY VALUATIONS</b>		Cash Dec. 31, 1982	959,757.48
Employee Fringe Benefits	45,000.00	Code Class # of Parcels % VAL'N	ASSESSED VALUATION	Taxes Receivable	101,526.69
Other Statutory Expenditures	4,000.00	1 Vacant Land 175 3.19	4,277,700.00	Tax Title Liens	4,087.35
<b>CETA And Other Public Employment Programs</b>		2 Residential 2191 89.36	119,704,000.00	Foreclosed Property	
<b>MUNICIPAL FUNCTIONS TOTAL</b>	<b>1,438,521.00</b>	3 Farm		Emergencies & Other Deferred Charges	
<b>CAPITAL IMPROVEMENTS *MEMO*</b>	<b>26,000.00</b>	4a Commercial 73 5.89	7,895,000.00	State and Federal Aid Receivable	29,370.48
<b>DEBT SERVICE</b>		4b Industrial		Other Receivables	34,775.85
Principal Payments	4,487.00	4c Apartments 13 1.55	2,079,500.00	Total	1,129,517.85
Interest Payments	34,120.00	Total	133,956,200.00	<b>LIABILITIES, RESERVES, AND SURPLUS</b>	
<b>DEFERRED CHARGES</b>		Land Area .65 Sq. Miles		Cash Liabilities	553,626.07
SCHOOL, COUNTY, SPECIAL DISTRICT TAXES	1,834,548.94	Net Valuation Taxable-Municipal	135,527,755	Reserves for Receivables	140,389.89
RESERVE FOR UNCOLLECTED TAXES	124,440.00	Net Valuation Taxable-County	208,312,614	Surplus Dec. 31, 1982	435,501.89
<b>EXPENDITURES TOTAL</b>	<b>3,436,116.94</b>	State Equalized Valuation	230,948,610	Total	1,129,517.85
		State Equalization Ratio	58.40		

0421

Population 1980 **3,042**  
 Population 1982 **3,041**  
 S & P Rating  
 Moody Rating

General Tax Rate Per \$100.

State Equalized Tax Rate **4.61**  
**3.47**

**LAWNSIDE BOROUGH – CAMDEN COUNTY****Form of Government:****Borough Council****Number of Members on Governing Body – 6**

## PER CAPITA

Gross Debt **653.78**  
 Net Debt **226.61**  
 Debt Service **33.92**  
 Total Tax Levy **606.74**  
 Municipal Expenditures **321.21**

## PER CENT:

Gross Debt **3.83**  
 Net Debt **1.33**  
 Tax Levy Collected **92.71**  
 Tax Levy Cancelled, Abated  
 or Adjusted

EXPENDITURES		REVENUES-REALIZED		1982 PROPERTY TAX	
<b>GENERAL GOVERNMENT</b>				STATE EQUALIZED TAX RATE $\rightarrow$	
Governing Body & Public Boards		1982 Property Taxes Collected	<b>1,708,841.43</b>	Local District School Taxes	<b>1.81</b> 949,584.48
Municipal Clerk		1982 Payments in Lieu of Taxes		Regional & Consolidated School Tax	
Financial Administration	<b>21,600.00</b>	Delinquent Tax & Lien Collections	<b>127,764.05</b>	School Taxes in Municipal Budget	
Assessment of Taxes	<b>6,130.00</b>	Business Personalty Replacement Taxes	<b>43,644.40</b>	County Taxes	<b>1.23</b> * 646,894.27
Collection of Taxes	<b>40,099.00</b>	Taxes from Public Utilities	<b>279,220.00</b>	County Library Taxes	<b>.03</b> 14,850.00
Planning, Housing & Development	<b>4,280.00</b>	Other Miscellaneous Tax Revenues		Local Municipal Purpose Taxes	<b>.41</b> 214,533.00
Human Resources		State Aid Revenues	<b>25,824.14</b>	Veteran & Senior Citizen Taxes	32,925.00
Elections	<b>3,251.00</b>	Federal Aid Revenues		Total Taxes for Rate Computation	<b>3.48</b> 1,858,826.75
General Administration (other)	<b>150,419.74</b>	State and Local Fiscal Assistance Act Utilized	<b>26,855.00</b>	Special District Taxes	
<b>JUDICIARY</b>		Sale of Acquired Property		Bank Corp. Taxes	3,134.13
Municipal Courts	<b>13,838.66</b>	Other Miscellaneous Revenues	<b>119,812.02</b>	Added and Omitted Taxes	16,047.28
<b>PUBLIC SAFETY</b>		Total	<b>2,431,961.04</b>	Total Taxes Levied - ABSTRACT	<b>1,845,083.16</b>
Fire Protection	<b>28,444.65</b>	Prior Years Surplus Appropriated	<b>270,000.00</b>	Total Taxes Billed	<b>1,843,169.09</b>
Police Protection	<b>165,066.09</b>	REVENUES TOTAL	<b>2,701,961.04</b>	1982 TAXES COLLECTED	<b>1,708,841.43</b>
Civil Defense & Disaster Control	<b>100.00</b>	Reserve For Uncollected Taxes	<b>166,143.00</b>	1982 Taxes Cancelled, Abated or Adjusted	
Environmental Inspection & Control	<b>9,897.00</b>	CAPITAL OUTLAY TOTAL	<b>39,225.12</b>	Transfer to Tax Title Liens or Foreclosed	35,196.24
Other Public Safety				Balance Outstanding Dec. 31, 1982	<b>99,131.42</b>
<b>PUBLIC WORKS</b>				<b>PRIOR YEARS TAXES OUTSTANDING</b>	
Streets and Drainage	<b>83,472.73</b>	Public Enterprises		Balance January 1, 1982	98,675.24
Sewers and Sewage Processing		Recreation—Culture		Collected in 1982	91,259.45
Garbage and Trash Disposal	<b>34,771.00</b>	Public Works	<b>14,905.50</b>	Cancelled, Abated or Adjusted 1982	1,017.72
Public Buildings and Grounds	<b>34,422.30</b>	Buildings and Grounds	<b>24,319.62</b>	Transfers to Tax Title Liens or Foreclosed	6,297.91
Other Public Works	<b>2,025.10</b>	Library and Education		Balance December 31, 1982	<b>110.16</b>
<b>HEALTH and WELFARE</b>		Conservation		<b>TAX TITLE LIENS OUTSTANDING</b>	
Health Services Except Environmental	<b>1,757.83</b>	All Other		Balance January 1, 1982	125,750.55
Welfare-Public Assistance	<b>7,526.90</b>	CAPITAL DEBT AUTHORIZED, DECEMBER 31, 1982		Transfer From Taxes	31,425.47
Hospitals, Clinics, First Aid		ISSUED AND UNISSUED		Redeemed in 1982	36,504.60
Animal, Insect, & Rodent Control	<b>2,000.00</b>	School	<b>694,000</b>	Cancelled, Abated or Adjusted (1982)	1,107.64
Other Welfare Services		Self-liquidating	<b>405,000</b>	Transfers to Foreclosed Property	41,608.80
<b>RECREATION and CONSERVATION</b>		Other	<b>889,133</b>	Balance December 31, 1982	<b>77,954.98</b>
Beaches and Boardwalks		Total	<b>1,988,133</b>	<b>PROPERTY ACQUIRED BY DEED OR FORECLOSURE</b>	
Parks, Playgrounds, Shade Trees	<b>31,323.00</b>	ISSUED AND OUTSTANDING		Balance January 1, 1982	413,616.17
Land Reclamation & Conservation		School	<b>694,000.00</b>	Transfers From Taxes or Liens	52,423.83
Other Recreational Services	<b>5,550.00</b>	Self-liquidating	<b>405,000.00</b>	Sale for Cash (1982)	
<b>EDUCATION (excluding schools)</b>		Other	<b>550,000.00</b>	Cancelled Abated or Adjusted (1982)	
Libraries		Total	<b>1,649,000.00</b>	Balance December 31, 1982	<b>466,040.00</b>
Other Educational Services		EQUALIZED VALUATION BASIS		<b>CURRENT FINANCES DECEMBER 31, 1982</b>	
<b>STATUTORY EXPENDITURES</b>		FOR NET DEBT COMPUTATION	<b>51,907,335</b>	<b>ASSETS</b>	
Pensions & F. I. C. A.	<b>40,750.73</b>	REAL PROPERTY VALUATIONS		Cash Dec. 31, 1982	489,484.35
Employee Fringe Benefits		Code Class # of Parcels % VAL'N		Taxes Receivable	99,241.58
Other Statutory Expenditures	<b>6,000.00</b>	1 Vacant Land 363 3.19	<b>1,257,275.00</b>	Tax Title Liens	77,954.98
CETA And Other Public Employment Programs		2 Residential 896 61.74	<b>24,301,275.00</b>	Foreclosed Property	466,040.00
<b>MUNICIPAL FUNCTIONS</b>		3 Farm		Emergencies & Other Deferred Charges	
CAPITAL IMPROVEMENTS <b>*MEMO*</b>	<b>1,000.00</b>	4a Commercial 40 22.14	<b>8,715,183.00</b>	State and Federal Aid Receivable	
<b>DEBT SERVICE</b>		4b Industrial 5 9.61	<b>3,781,750.00</b>	Other Receivables	93,578.97
Principal Payments	<b>57,350.00</b>	4c Apartments 5 3.31	<b>1,304,600.00</b>	Total	<b>1,226,299.88</b>
Interest Payments	<b>45,798.98</b>	Total 1309	<b>39,360,083.00</b>	<b>LIABILITIES, RESERVES, AND SURPLUS</b>	
<b>DEFERRED CHARGES</b>	<b>14,790.97</b>	Land Area 1.43 Sq. Miles		Cash Liabilities	126,273.66
SCHOOL, COUNTY, SPECIAL DISTRICT TAXES	<b>1,611,368.75</b>	Net Valuation Taxable-Municipal	<b>39,642,463</b>	Reserves for Receivables	736,815.53
RESERVE FOR UNCOLLECTED TAXES	<b>166,143.00</b>	Net Valuation Taxable-County	<b>55,050,969</b>	Surplus Dec. 31, 1982	363,210.69
<b>EXPENDITURES</b>		State Equalized Valuation	<b>52,504,860</b>	Total	<b>1,226,299.88</b>
<b>TOTAL</b>	<b>2,588,177.43</b>	State Equalization Ratio	<b>75.37</b>		

\*Includes County Health Service Taxes or County Vocational School Taxes. See Table 13.



0608

Population 1980 **2,116**  
 Population 1982 **2,423**  
 S & P Rating  
 Moody Rating

General Tax Rate Per \$100.

5.27

State Equalized Tax Rate

3.71

**LAWRENCE TWP. - CUMBERLAND CO.****Form of Government:****Township Committee****Number of Members on Governing Body - 3**

PER CAPITA:

Gross Debt **9.08**Net Debt **9.08**

Debt Service

Total Tax Levy **514.76**Municipal Expenditures **334.09**

PER CENT:

Gross Debt **.07**Net Debt **.07**Tax Levy Collected **74.52**Tax Levy Cancelled, Abated  
or Adjusted

EXPENDITURES		REVENUES-REALIZED		1982 PROPERTY TAX	
<b>GENERAL GOVERNMENT</b>				<b>STATE EQUALIZED TAX RATE</b>	
Governing Body & Public Boards		1982 Property Taxes Collected	<b>926,111.19</b>	Local District School Taxes	<b>2.07</b>
Municipal Clerk		1982 Payments in Lieu of Taxes		Regional & Consolidated School Tax	
Financial Administration	<b>17,200.00</b>	Delinquent Tax & Lien Collections	<b>218,408.11</b>	School Taxes in Municipal Budget	
Assessment of Taxes	<b>14,366.04</b>	Business Personalty Replacement Taxes	<b>29,219.28</b>	County Taxes	<b>1.07</b>
Collection of Taxes	<b>20,969.63</b>	Taxes from Public Utilities	<b>146,840.00</b>	County Library Taxes	
Planning, Housing & Development	<b>10,280.29</b>	Other Miscellaneous Tax Revenues	<b>114,000.00</b>	Local Municipal Purpose Taxes	<b>.57</b>
Human Resources		State Aid Revenues	<b>40,113.45</b>	Veteran & Senior Citizen Taxes	
Elections	<b>1,256.03</b>	Federal Aid Revenues		Total Taxes for Rate Computation	<b>3.71</b>
General Administration (other)	<b>62,154.86</b>	State and Local Fiscal Assistance Act Utilized	<b>39,482.63</b>	Special District Taxes	
<b>JUDICIARY</b>		Sale of Acquired Property		Bank Corp. Taxes	<b>4,548.04</b>
Municipal Courts	<b>14,402.26</b>	Other Miscellaneous Revenues	<b>76,726.03</b>	Added and Omitted Taxes	<b>11,051.03</b>
<b>PUBLIC SAFETY</b>		Total	<b>1,560,900.69</b>	Total Taxes Levied - ABSTRACT	<b>1,247,275.48</b>
Fire Protection	<b>12,170.38</b>	Prior Years Surplus Appropriated	<b>132,000.00</b>	Total Taxes Billed	<b>1,242,727.44</b>
Police Protection	<b>69,549.08</b>	REVENUES TOTAL	<b>1,722,900.69</b>	1982 TAXES COLLECTED	<b>926,111.19</b>
Civil Defense & Disaster Control	<b>300.00</b>	Reserve For Uncollected Taxes	<b>331,755.27</b>	1982 Taxes Cancelled, Abated or Adjusted	
Environmental Inspection & Control	<b>9,857.44</b>			Transfer to Tax Title Liens or Foreclosed	
Other Public Safety				Balance Outstanding Dec. 31, 1982	<b>316,616.25</b>
<b>PUBLIC WORKS</b>		<b>CAPITAL OUTLAY TOTAL</b>		<b>PRIOR YEARS TAXES OUTSTANDING</b>	
Streets and Drainage	<b>175,394.49</b>	Public Enterprises		Balance January 1, 1982	<b>203,610.42</b>
Sewers and Sewage Processing		Recreation—Culture		Collected in 1982	<b>159,196.23</b>
Garbage and Trash Disposal	<b>21,154.86</b>	Public Works		Cancelled, Abated or Adjusted 1982	
Public Buildings and Grounds	<b>15,705.52</b>	Buildings and Grounds		Transfers to Tax Title Liens or Foreclosed	
Other Public Works		Library and Education		Balance December 31, 1982	<b>44,414.19</b>
<b>HEALTH and WELFARE</b>		Conservation		<b>TAX TITLE LIENS OUTSTANDING</b>	
Health Services Except Environmental	<b>200.00</b>	All Other		Balance January 1, 1982	<b>277,900.10</b>
Welfare-Public Assistance	<b>6,783.85</b>			Transfer From Taxes	
Hospitals, Clinics, First Aid		<b>CAPITAL DEBT AUTHORIZED, DECEMBER 31, 1982</b>		Redeemed in 1982	<b>59,211.88</b>
Animal, Insect, & Rodent Control	<b>2,000.00</b>	ISSUED AND UNISSUED		Cancelled, Abated or Adjusted (1982)	
Other Welfare Services		School		Transfers to Foreclosed Property	
<b>RECREATION and CONSERVATION</b>		Self-liquidating		Balance December 31, 1982	<b>218,688.22</b>
Beaches and Boardwalks		Other	<b>22,000</b>	<b>PROPERTY ACQUIRED BY DEED OR</b>	
Parks, Playgrounds, Shade Trees	<b>2,200.00</b>	Total	<b>22,000</b>	<b>FORECLOSURE</b>	
Land Reclamation & Conservation				Balance January 1, 1982	<b>207,650.00</b>
Other Recreational Services	<b>2,300.00</b>	ISSUED AND OUTSTANDING		Transfers From Taxes or Liens	
<b>EDUCATION (excluding schools)</b>		School		Sale for Cash (1982)	<b>27,065.00</b>
Libraries	<b>4,000.00</b>	Self-liquidating		Cancelled, Abated or Adjusted (1982)	<b>32,376.00</b>
Other Educational Services		Other		Balance December 31, 1982	<b>148,209.00</b>
<b>STATUTORY EXPENDITURES</b>		Total		<b>CURRENT FINANCES DECEMBER 31, 1982</b>	
Pensions & F. I. C. A	<b>14,000.00</b>	<b>EQUALIZED VALUATION BASIS</b>		<b>ASSETS</b>	
Employee Fringe Benefits		<b>FOR NET DEBT COMPUTATION</b>	<b>29,801,953</b>	Cash Dec. 31, 1982	<b>324,477.03</b>
Other Statutory Expenditures	<b>1,500.00</b>	<b>REAL PROPERTY VALUATIONS</b>		Taxes Receivable	<b>361,030.44</b>
CETA And Other Public Employment Programs		Code Class # of Parcels % VAL'N		Tax Title Liens	<b>218,688.22</b>
<b>MUNICIPAL FUNCTIONS TOTAL</b>	<b>477,744.73</b>	1 Vacant Land 3925 26.69	<b>6,041,650.00</b>	Foreclosed Property	<b>148,209.00</b>
<b>CAPITAL IMPROVEMENTS *MEMO*</b>	<b>5,000.00</b>	2 Residential 677 48.84	<b>11,056,275.00</b>	Emergencies & Other Deferred Charges	
<b>DEBT SERVICE</b>		3 Farm 306 16.17	<b>3,662,090.00</b>	State and Federal Aid Receivable	<b>119,186.23</b>
Principal Payments		4a Commercial 53 5.21	<b>1,179,025.00</b>	Other Receivables	<b>37,466.16</b>
Interest Payments		4b Industrial 3 3.09	<b>658,950.00</b>	Total	<b>1,209,057.08</b>
<b>DEFERRED CHARGES</b>		4c Apartments		<b>LIABILITIES, RESERVES, AND SURPLUS</b>	
SCHOOL, COUNTY, SPECIAL DISTRICT TAXES	<b>1,042,155.41</b>	Total	<b>22,637,990.00</b>	Cash Liabilities	<b>142,739.03</b>
RESERVE FOR UNCOLLECTED TAXES	<b>331,755.27</b>	Land Area 4964 Sq. Miles		Reserves for Receivables	<b>765,393.82</b>
<b>EXPENDITURES TOTAL</b>	<b>1,851,655.41</b>	Net Valuation Taxable-Municipal	<b>23,398,069</b>	Surplus Dec. 31, 1982	<b>300,924.23</b>
		Net Valuation Taxable-County	<b>33,073,899</b>	Total	<b>1,209,057.08</b>
		State Equalized Valuation	<b>32,933,188</b>		
		State Equalization Ratio	<b>70.37</b>		

\*Includes County Health Service Taxes or County Vocational School Taxes. See Table 13

Population 1980 **19,724**  
 Population 1982 **20,761**  
 S & P Rating  
 Moody Rating **A1**

General Tax Rate Per \$100. **4.23**  
 State Equalized Tax Rate **2.25**

**LAWRENCE TWP. – MERCER CO.****Form of Government:****Council-Manager Plan E (OMCL 50)****Number of Members on Governing Body – 5****PER CAPITA:**

Gross Debt **569.40**  
 Net Debt **475.50**  
 Debt Service **58.24**  
 Total Tax Levy **877.13**  
 Municipal Expenditures **410.84**

**PER CENT:**

Gross Debt **1.70**  
 Net Debt **1.42**  
 Tax Levy Collected **97.17**  
 Tax Levy Cancelled, Abated or Adjusted **1.9**

EXPENDITURES		REVENUES-REALIZED		1982 PROPERTY TAX	
<b>GENERAL GOVERNMENT</b>				STATE EQUALIZED TAX RATE $\rightarrow$	
Governing Body & Public Boards		1982 Property Taxes Collected	17,667,989.14	Local District School Taxes <b>1.07</b>	8,504,187.00
Municipal Clerk		1982 Payments in Lieu of Taxes	55,816.15	Regional & Consolidated School Tax	
Financial Administration	132,134.80	Delinquent Tax & Lien Collections	442,873.81	School Taxes in Municipal Budget	
Assessment of Taxes	80,754.61	Business Personalty Replacement Taxes	596,204.04	County Taxes	.77 6,155,303.75
Collection of Taxes	71,174.00	Taxes from Public Utilities	2,066,672.00	County Library Taxes	.04 314,803.45
Planning, Housing & Development	57,705.42	Other Miscellaneous Tax Revenues		Local Municipal Purpose Taxes	.37 2,942,184.77
Human Resources	34,500.00	State Aid Revenues	235,858.81	Veteran & Senior Citizen Taxes	160,600.00
Elections	5,201.00	Federal Aid Revenues		Total Taxes for Rate Computation	2.25 18,077,078.97
General Administration (other)	706,552.80	State and Local Fiscal Assistance Act Utilized	227,980.37	Special District Taxes	
<b>JUDICIARY</b>		Sale of Acquired Property		Bank Corp. Taxes	24,153.93
Municipal Courts	84,065.48	Other Miscellaneous Revenues	1,880,444.36	Added and Omitted Taxes	269,369.24
<b>PUBLIC SAFETY</b>		Total	23,213,838.68	Total Taxes Levied - ABSTRACT	18,210,002.14
Fire Protection	268,417.73	Prior Years Surplus Appropriated	428,300.00	Total Taxes Billed	18,182,655.72
Police Protection	1,628,758.11	REVENUES TOTAL	23,642,138.68	1982 TAXES COLLECTED	17,667,989.14
Civil Defense & Disaster Control	16,309.45	Reserve For Uncollected Taxes	535,183.00	1982 Taxes Cancelled, Abated or Adjusted	34,686.19
Environmental Inspection & Control	79,170.97			Transfer to Tax Title Liens or Foreclosed	7,673.42
Other Public Safety		<b>CAPITAL OUTLAY TOTAL</b>	508,984.26	Balance Outstanding Dec. 31, 1982	472,306.57
<b>PUBLIC WORKS</b>				<b>PRIOR YEARS TAXES OUTSTANDING</b>	
Streets and Drainage	747,633.77	Public Enterprises		Balance January 1, 1982	1,281,453.11
Sewers and Sewage Processing	1,036,493.72	Recreation—Culture	255,194.76	Collected in 1982	413,171.73
Garbage and Trash Disposal	402,000.04	Public Works	485,492.41	Cancelled, Abated or Adjusted 1982	19,224.91
Public Buildings and Grounds	114,296.00	Buildings and Grounds	168,297.09	Transfers to Tax Title Liens or Foreclosed	
Other Public Works	35,931.89	Library and Education		Balance December 31, 1982	849,056.47
<b>HEALTH and WELFARE</b>		Conservation		<b>TAX TITLE LIENS OUTSTANDING</b>	
Health Services Except Environmental	134,577.02	All Other		Balance January 1, 1982	81,885.78
Welfare-Public Assistance	36,187.00			Transfer From Taxes	7,673.42
Hospitals, Clinics, First Aid		<b>CAPITAL DEBT AUTHORIZED, DECEMBER 31, 1982</b>		Redeemed in 1982	29,702.08
Animal, Insect, & Rodent Control	8,250.00	ISSUED AND UNISSUED		Cancelled, Abated or Adjusted (1982)	
Other Welfare Services		School	1,914,000	Transfers to Foreclosed Property	
<b>RECREATION and CONSERVATION</b>		Self-liquidating		Balance December 31, 1982	59,857.12
Beaches and Boardwalks		Other	9,907,243	<b>PROPERTY ACQUIRED BY DEED OR FORECLOSURE</b>	
Parks, Playgrounds, Shade Trees	231,450.95	Total	11,821,243	Balance January 1, 1982	12,110.00
Land Reclamation & Conservation	1,000.00	ISSUED AND OUTSTANDING		Transfers From Taxes or Liens	
Other Recreational Services	123,831.57	School	1,914,000.00	Sale for Cash (1982)	
<b>EDUCATION (excluding schools)</b>		Self-liquidating		Cancelled, Abated or Adjusted (1982)	
Libraries		Other	9,528,600.00	Balance December 31, 1982	12,110.00
Other Educational Services	1,000.00	Total	11,442,600.00	<b>CURRENT FINANCES DECEMBER 31, 1982</b>	
<b>STATUTORY EXPENDITURES</b>		<b>EQUALIZED VALUATION BASIS</b>		<b>ASSETS</b>	
Pensions & F. I. C. A.	429,761.29	FOR NET DEBT COMPUTATION	653,969.905	Cash Dec. 31, 1982	1,531,670.06
Employee Fringe Benefits	127,471.60	<b>REAL PROPERTY VALUATIONS</b>		Taxes Receivable	1,321,363.44
Other Statutory Expenditures	5,500.00	Code Class # of Parcels % VAL'N	ASSESSED VALUATION	Tax Title Liens	59,857.12
<b>CETA And Other Public Employment Programs</b>		1 Vacant Land 1148 3.15	13,224,800.00	Foreclosed Property	12,110.00
<b>MUNICIPAL FUNCTIONS TOTAL</b>	6,650,133.22	2 Residential 5155 44.41	186,510,850.00	Emergencies & Other Deferred Charges	
<b>CAPITAL IMPROVEMENTS *MEMO*</b>	36,750.00	3 Farm 177 1.11	4,646,550.00	State and Federal Aid Receivable	
<b>DEBT SERVICE</b>		4a Commercial 276 43.04	180,741,350.00	Other Receivables	605,479.69
Principal Payments	433,320.00	4b Industrial 39 5.13	21,531,600.00	Total	3,530,480.31
Interest Payments	775,892.70	4c Apartments 13 3.16	13,283,700.00	<b>LIABILITIES, RESERVES, AND SURPLUS</b>	
		Total 6808	419,538,850.00	Cash Liabilities	689,299.96
<b>DEFERRED CHARGES</b>	134,923.50	Land Area 21.87 Sq. Miles		Reserves for Receivables	1,980,127.23
<b>SCHOOL, COUNTY, SPECIAL DISTRICT TAXES</b>	14,974,294.20	Net Valuation Taxable-Municipal	423,481,550	Surplus Dec. 31, 1982	861,053.12
<b>RESERVE FOR UNCOLLECTED TAXES</b>	535,183.00	Net Valuation Taxable-County	737,074,801	Total	3,530,480.31
<b>EXPENDITURES TOTAL</b>	23,503,746.62	State Equalized Valuation	793,656,017		
		State Equalization Ratio	53.15		



Population 1980 820  
Population 1982 803  
S & P Rating  
Moody Rating

General Tax Rate Per \$100. 4.36  
State Equalized Tax Rate 2.85

**LEBANON BOROUGH - HUNTERDON CO.**  
**Form of Government:**  
**Borough Council**  
**Number of Members on Governing Body - 6**

## PER CAPITA:

Gross Debt 1,998.18  
Net Debt 64.06  
Debt Service 33.09  
Total Tax Levy 812.66  
Municipal Expenditures 269.57

## PER CENT:

Gross Debt 7.48  
Net Debt .24  
Tax Levy Collected 93.25  
Tax Levy Cancelled, Abated or Adjusted

EXPENDITURES		REVENUES-REALIZED		1982 PROPERTY TAX	
<b>GENERAL GOVERNMENT</b>				<b>STATE EQUALIZED TAX RATE</b> →	
Governing Body & Public Boards		1982 Property Taxes Collected	605,941.65	Local District School Taxes 1.25	285,170.00
Municipal Clerk		1982 Payments in Lieu of Taxes		Regional & Consolidated School Tax .83	189,898.94
Financial Administration	3,000.00	Delinquent Tax & Lien Collections	39,410.17	School Taxes in Municipal Budget	
Assessment of Taxes	12,092.44	Business Personalty Replacement Taxes	11,312.72	County Taxes .47	106,775.56
Collection of Taxes	3,050.00	Taxes from Public Utilities	46,242.00	County Library Taxes .03	6,414.66
Planning, Housing & Development	2,257.90	Other Miscellaneous Tax Revenues		Local Municipal Purpose Taxes .26	60,450.00
Human Resources		State Aid Revenues	6,100.98	Veteran & Senior Citizen Taxes	7,550.00
Elections		Federal Aid Revenues		Total Taxes for Rate Computation 2.84	656,259.16
General Administration (other)	36,003.00	State and Local Fiscal Assistance Act Utilized	4,203.00	Special District Taxes	
<b>JUDICIARY</b>		Sole of Acquired Property		Bank Corp. Taxes	3,632.12
Municipal Courts	6,150.00	Other Miscellaneous Revenues	34,397.99	Added and Omitted Taxes	223.45
<b>PUBLIC SAFETY</b>		Total	747,608.51	Total Taxes Levied - ABSTRACT	652,564.73
Fire Protection	6,850.00	Prior Years Surplus Appropriated	33,500.00	Total Taxes Billed	649,783.92
Police Protection	25,950.00	REVENUES TOTAL	781,108.51	1982 TAXES COLLECTED	605,941.65
Civil Defense & Disaster Control		Reserve For Uncollected Taxes	48,450.00	1982 Taxes Cancelled, Abated or Adjusted	
Environmental Inspection & Control		<b>CAPITAL OUTLAY TOTAL</b>	1,012,069.00	Transfer to Tax Title Liens or Foreclosed	
Other Public Safety		Public Enterprises		Balance Outstanding Dec. 31, 1982	43,842.27
<b>PUBLIC WORKS</b>		Recreation—Culture		<b>PRIOR YEARS TAXES OUTSTANDING</b>	
Streets and Drainage	15,650.00	Public Works	1,004,946.00	Balance January 1, 1982	40,638.72
Sewers and Sewage Processing		Buildings and Grounds	7,123.00	Collected in 1982	39,410.17
Gorbage and Trash Disposal	16,255.00	Library and Education		Cancelled, Abated or Adjusted 1982	
Public Buildings and Grounds	2,331.00	Conservation		Transfers to Tax Title Liens or Foreclosed	
Other Public Works	2,567.00	All Other		Balance December 31, 1982	1,228.55
<b>HEALTH and WELFARE</b>		<b>CAPITAL DEBT AUTHORIZED, DECEMBER 31, 1982</b>		<b>TAX TITLE LIENS OUTSTANDING</b>	
Health Services Except Environmental	55.34	ISSUED AND UNISSUED GROSS DEBT NET DEBT		Balance January 1, 1982	
Welfare-Public Assistance	625.00	School 135,539		Transfer From Taxes	
Hospitals, Clinics, First Aid		Self-liquidating 1,469,000	51,443	Redeemed in 1982	
Animal, Insect, & Rodent Control		Other 1,604,539	51,443	Cancelled, Abated or Adjusted (1982)	
Other Welfare Services		Total 1,604,539	51,443	Transfers to Foreclosed Property	
<b>RECREATION and CONSERVATION</b>		<b>ISSUED AND OUTSTANDING</b>		Balance December 31, 1982	
Beaches and Boardwalks		School 135,459.15		<b>PROPERTY ACQUIRED BY DEED OR FORECLOSURE</b>	
Parks, Playgrounds, Shade Trees		Self-Liquidating 1,059,000.00		Balance January 1, 1982	
Land Reclamation & Conservation		Other 1,194,459.15		Transfers From Taxes or Liens	
Other Recreational Services	4,785.00	Total 1,194,459.15		Sale for Cash (1982)	
<b>EDUCATION (excluding schools)</b>		<b>EQUALIZED VALUATION BASIS</b>		Cancelled, Abated or Adjusted (1982)	
Libraries		FOR NET DEBT COMPUTATION	21,439,246	Balance December 31, 1982	
Other Educational Services		<b>REAL PROPERTY VALUATIONS</b>		<b>CURRENT FINANCES DECEMBER 31, 1982</b>	
<b>STATUTORY EXPENDITURES</b>		Code Class # of Parcels % VAL'N ASSESSED VALUATION		<b>ASSETS</b>	
Pensions & F. I. C. A.	3,520.00	1 Vacant Land 21 2.10 299,650.00		Cash Dec. 31, 1982	231,565.18
Employee Fringe Benefits		2 Residential 211 65.32 9,302,100.00		Taxes Receivable	45,070.82
Other Statutory Expenditures	300.00	3 Farm 23 2.54 360,942.00		Tox Title Liens	
CETA And Other Public Employment Programs		4a Commercial 45 21.61 3,077,495.00		Foreclosed Property	
<b>MUNICIPAL FUNCTIONS TOTAL</b>	141,441.68	4b Industrial 4 8.43 1,200,149.00		Emergencies & Other Deferred Charges	9,500.00
<b>CAPITAL IMPROVEMENTS *MEMO*</b>	5,000.00	4c Apartments		State and Federal Aid Receivable	
<b>DEBT SERVICE</b>		Total 304 14,240,336.00		Other Receivables	547.22
Principal Payments	20,000.00	Land Area 1.23 Sq. Miles		Total	286,683.22
Interest Payments	6,570.00	Net Valuation Taxable-Municipal	14,898,176	<b>LIABILITIES, RESERVES, AND SURPLUS</b>	
<b>DEFERRED CHARGES</b>		Net Valuation Taxable-County	22,763,609	Cash Liabilities	188,644.37
SCHOOL, COUNTY, SPECIAL DISTRICT TAXES	588,259.16	State Equalized Valuation	22,478,874	Reserves for Receivables	45,618.04
RESERVE FOR UNCOLLECTED TAXES	48,450.00	State Equalization Ratio	65.26	Surplus Dec. 31, 1982	52,420.81
<b>EXPENDITURES TOTAL</b>	804,720.84			Total	286,683.22

1019

Population 1980 5,459  
 Population 1982 5,413  
 S & P Rating  
 Moody Rating

General Tax Rate Per \$100.

1.45  
 State Equalized Tax Rate  
 1.49

## LEBANON TOWNSHIP – HUNTERDON CO.

## Form of Government:

## Township Committee

## Number of Members on Governing Body – 3

## PER CAPITA:

Gross Debt 175.07  
 Net Debt 5.27  
 Debt Service  
 Total Tax Levy 428.09  
 Municipal Expenditures 536.56

## PER CENT.

Gross Debt .65  
 Net Debt .02  
 Tax Levy Collected 91.08  
 Tax Levy Cancelled, Abated  
 or Adjusted .05

EXPENDITURES		REVENUES-REALIZED		1982 PROPERTY TAX	
GENERAL GOVERNMENT				STATE EQUALIZED TAX RATE →	
Governing Body & Public Boards				Local District School Taxes .23	355,551.00
Municipal Clerk				Regional & Consolidated School Tax .74	1,155,540.83
Financial Administration	18,950.00	1982 Property Taxes Collected 2,119,980.21		School Taxes in Municipal Budget	
Assessment of Taxes	19,800.00	1982 Payments in Lieu of Taxes 872.51		County Taxes .46	715,105.27
Collection of Taxes	32,000.00	Delinquent Tax & Lien Collections 228,729.40		County Library Taxes .03	42,952.63
Planning, Housing & Development	39,125.00	Business Personalty Replacement Taxes 48,262.84		Local Municipal Purpose Taxes .02	31,970.55
Human Resources	2,200.00	Taxes from Public Utilities 2,086,502.00		Veteran & Senior Citizen Taxes	47,050.00
Elections	1,200.00	Other Miscellaneous Tax Revenues		Total Taxes for Rate Computation 1.48	2,348,170.28
General Administration (other)	173,725.00	State Aid Revenues 31,549.83		Special District Taxes	
JUDICIARY		Federal Aid Revenues		Bank Corp. Taxes	1,716.66
Municipal Courts	6,300.00	State and Local Fiscal Assistance Act Utilized 46,275.00		Added and Omitted Taxes	14,432.99
PUBLIC SAFETY		Sale of Acquired Property		Total Taxes Levied - ABSTRACT	2,317,269.93
Fire Protection	42,605.00	Other Miscellaneous Revenues 542,063.61		Total Taxes Billed	2,327,588.07
Police Protection	266,600.00	Prior Years Surplus Appropriated 1,200,000.00		1982 TAXES COLLECTED	2,119,980.21
Civil Defense & Disaster Control	500.00	REVENUES TOTAL 6,304,235.40		1982 Taxes Cancelled, Abated or Adjusted	1,163.99
Environmental Inspection & Control	16,500.00	Reserve For Uncollected Taxes 251,136.77		Transfer to Tax Title Liens or Foreclosed	16,652.89
Other Public Safety		CAPITAL OUTLAY TOTAL 242,022.64		Balance Outstanding Dec. 31, 1982	189,790.98
PUBLIC WORKS				PRIOR YEARS TAXES OUTSTANDING	
Streets and Drainage	464,300.00	Public Enterprises		Balance January 1, 1982	204,121.89
Sewers and Sewage Processing	1,000.00	Recreation—Culture		Collected in 1982	155,593.59
Garbage and Trash Disposal	13,500.00	Public Works 143,022.64		Cancelled, Abated or Adjusted 1982	
Public Buildings and Grounds	31,300.00	Buildings and Grounds 59,000.00		Transfers to Tax Title Liens or Foreclosed	2,752.77
Other Public Works	12,500.00	Library and Education		Balance December 31, 1982	5,775.53
HEALTH and WELFARE		Conservation		TAX TITLE LIENS OUTSTANDING	
Health Services Except Environmental	12,300.00	All Other		Balance January 1, 1982	59,792.21
Welfare-Public Assistance	12,299.98	CAPITAL DEBT AUTHORIZED, DECEMBER 31, 1982		Transfer From Taxes	19,752.39
Hospitals, Clinics, First Aid		ISSUED AND UNISSUED GROSS DEBT NET DEBT		Redeemed in 1982	33,135.81
Animal, Insect, & Rodent Control	8,600.00	School 919,167		Cancelled, Abated or Adjusted (1982)	
Other Welfare Services		Self-liquidating		Transfers to Foreclosed Property	
RECREATION and CONSERVATION		Other 28,500		Balance December 31, 1982	46,408.79
Beaches and Boardwalks		Total 947,667		PROPERTY ACQUIRED BY DEED OR FORECLOSURE	
Parks, Playgrounds, Shade Trees		ISSUED AND OUTSTANDING		Balance January 1, 1982	38,000.00
Land Reclamation & Conservation	10,000.00	School 918,620.34		Transfers From Taxes or Liens	
Other Recreational Services	49,000.00	Self-Liquidating		Sale for Cash (1982)	
EDUCATION (excluding schools)		Other		Cancelled, Abated or Adjusted (1982)	
Libraries	15,000.00	Total 918,620.34		Balance December 31, 1982	38,000.00
Other Educational Services	1,144,493.43	EQUALIZED VALUATION BASIS		CURRENT FINANCES DECEMBER 31, 1982	
STATUTORY EXPENDITURES		FOR NET DEBT COMPUTATION 145,390,901		ASSETS	
Pensions & F. I. C. A.	83,452.00	REAL PROPERTY VALUATIONS		Cash Dec. 31, 1982	3,135,253.54
Employee Fringe Benefits	35,000.00	Code Class # of Parcels % VAL'N ASSESSED VALUATION		Taxes Receivable	155,566.51
Other Statutory Expenditures	4,000.00	1 Vacant Land 529 7.07 11,153,590.00		Tax Title Liens	46,408.79
CETA And Other Public Employment Programs		2 Residential 1464 73.87 116,935,992.00		Foreclosed Property	38,000.00
MUNICIPAL FUNCTIONS TOTAL 2,516,250.41		3 Farm 480 12.75 20,187,213.00		Emergencies & Other Deferred Charges	
CAPITAL IMPROVEMENTS *MEMO* 100,000.00		4a Commercial 55 5.78 9,157,024.00		State and Federal Aid Receivable	2,211.50
DEBT SERVICE		4b Industrial 1 .23 362,600.00		Other Receivables	981.14
Principal Payments		4c Apartments 3 .29 453,500.00		Total	3,418,421.48
Interest Payments		Total 2532 158,289,519.00		LIABILITIES, RESERVES, AND SURPLUS	
DEFERRED CHARGES 137,000.00		Land Area 31.85 Sq. Miles		Cash Liabilities	848,515.60
SCHOOL, COUNTY, SPECIAL DISTRICT TAXES 2,269,149.73		Net Valuation Taxable-Municipal 159,527,854		Reserves for Receivables	280,956.44
RESERVE FOR UNCOLLECTED TAXES 251,136.77		Net Valuation Taxable-County 152,804,403		Surplus Dec. 31, 1982	2,288,949.44
EXPENDITURES TOTAL 5,173,536.91		State Equalized Valuation 155,306,456		Total	3,418,421.48
		State Equalization Ratio 102.74			



State Equalized Tax Rate **4.32**  
**2.81**

**Number of Members on Governing Body – 6**

Gross Debt	2.27
Net Debt	.76
Tax Levy Collected	98.32
Tax Levy Cancelled, Abated or Adjusted	.04

334

2114

Population 1980 **1,730**  
 Population 1982 **1,748**  
 S & P Rating  
 Moody Rating

General Tax Rate Per \$100.

State Equalized Tax Rate **3.16**  
**2.24**

**LIBERTY TOWNSHIP – WARREN COUNTY****Form of Government:****Township Committee****Number of Members on Governing Body – 3****PER CAPITA:**

Gross Debt **326.09**  
 Net Debt  
 Debt Service  
 Total Tax Levy **561.41**  
 Municipal Expenditures **216.22**

**PER CENT:**

Gross Debt **1.37**  
 Net Debt  
 Tax Levy Collected **90.07**  
 Tax Levy Cancelled, Abated  
 or Adjusted **.06**

EXPENDITURES		REVENUES-REALIZED		1982 PROPERTY TAX	
GENERAL GOVERNMENT				STATE EQUALIZED TAX RATE <b>1.41</b>	
Governing Body & Public Boards	<b>3,255.00</b>	1982 Property Taxes Collected	<b>884,508.30</b>	Local District School Taxes	<b>613,852.00</b>
Municipal Clerk	<b>5,535.00</b>	1982 Payments in Lieu of Taxes		Regional & Consolidated School Tax	
Financial Administration	<b>8,459.25</b>	Delinquent Tax & Lien Collections	<b>82,394.22</b>	School Taxes in Municipal Budget	
Assessment of Taxes	<b>7,570.00</b>	Business Personalty Replacement Taxes	<b>12,508.96</b>	County Taxes	<b>254,683.97</b>
Collection of Taxes	<b>7,650.00</b>	Taxes from Public Utilities	<b>72,512.00</b>	County Library Taxes	<b>12,582.63</b>
Planning, Housing & Development	<b>3,775.00</b>	Other Miscellaneous Tax Revenues		Local Municipal Purpose Taxes	<b>55,608.31</b>
Human Resources		State Aid Revenues	<b>8,696.43</b>	Veteran & Senior Citizen Taxes	<b>20,850.00</b>
Elections		Federal Aid Revenues		Total Taxes for Rate Computation	<b>997,576.91</b>
General Administration (other)	<b>36,195.00</b>	State and Local Fiscal Assistance Act Utilized	<b>10,944.25</b>	Special District Taxes	
JUDICIARY		Sale of Acquired Property		Bank Corp. Taxes	
Municipal Courts		Other Miscellaneous Revenues	<b>81,376.42</b>	Added and Omitted Taxes	<b>4,623.71</b>
PUBLIC SAFETY		Total	<b>1,152,940.58</b>	Total Taxes Levied - ABSTRACT	<b>981,350.62</b>
Fire Protection	<b>6,250.00</b>	Prior Years Surplus Appropriated	<b>75,000.00</b>	Total Taxes Billed	<b>982,072.63</b>
Police Protection	<b>3,500.00</b>	REVENUES	<b>1,227,940.58</b>	1982 TAXES COLLECTED	<b>884,508.30</b>
Civil Defense & Disaster Control	<b>150.00</b>	Reserve For Uncollected Taxes	<b>103,715.07</b>	1982 Taxes Cancelled, Abated or Adjusted	<b>578.15</b>
Environmental Inspection & Control	<b>4,100.00</b>	CAPITAL OUTLAY		Transfer to Tax Title Liens or Foreclosed	<b>18,348.19</b>
Other Public Safety		TOTAL		Balance Outstanding Dec. 31, 1982	<b>78,637.90</b>
PUBLIC WORKS				PRIOR YEARS TAXES OUTSTANDING	
Streets and Drainage	<b>137,515.00</b>	Public Enterprises		Balance January 1, 1982	<b>98,116.37</b>
Sewers and Sewage Processing		Recreation—Culture		Collected in 1982	<b>67,423.70</b>
Garbage and Trash Disposal	<b>2,500.00</b>	Public Works		Cancelled, Abated or Adjusted 1982	
Public Buildings and Grounds	<b>20,000.00</b>	Buildings and Grounds		Transfers to Tax Title Liens or Foreclosed	<b>7,743.22</b>
Other Public Works		Library and Education		Balance December 31, 1982	<b>22,949.45</b>
HEALTH and WELFARE		Conservation		TAX TITLE LIENS OUTSTANDING	
Health Services Except Environmental	<b>100.00</b>	All Other		Balance January 1, 1982	<b>50,517.51</b>
Welfare-Public Assistance		CAPITAL DEBT AUTHORIZED, DECEMBER 31, 1982		Transfer From Taxes	<b>27,185.78</b>
Hospitals, Clinics, First Aid		ISSUED AND UNISSUED		Redeemed in 1982	<b>14,970.52</b>
Animal, Insect, & Rodent Control	<b>5,100.00</b>	School	<b>570,000</b>	Cancelled, Abated or Adjusted (1982)	
Other Welfare Services		Self-liquidating		Transfers to Foreclosed Property	
RECREATION and CONSERVATION		Other		Balance December 31, 1982	<b>62,732.77</b>
Beaches and Boardwalks		Total	<b>570,000</b>	PROPERTY ACQUIRED BY DEED OR	
Parks, Playgrounds, Shade Trees		ISSUED AND OUTSTANDING		FORECLOSURE	
Land Reclamation & Conservation		School	<b>570,000.00</b>	Balance January 1, 1982	<b>5,110.00</b>
Other Recreational Services	<b>2,550.00</b>	Self-Liquidating		Transfers From Taxes or Liens	
EDUCATION (excluding schools)		Other		Sale for Cash (1982)	
Libraries		Total	<b>570,000.00</b>	Cancelled, Abated or Adjusted (1982)	
Other Educational Services		EQUALIZED VALUATION BASIS		Balance December 31, 1982	<b>5,110.00</b>
STATUTORY EXPENDITURES		FOR NET DEBT COMPUTATION	<b>41,477,085</b>	CURRENT FINANCES DECEMBER 31, 1982	
Pension's & F. I. C. A.	<b>13,500.00</b>	REAL PROPERTY VALUATIONS		ASSETS	
Employee Fringe Benefits	<b>3,500.00</b>	Code Class # of Parcels % VAL'N		Cash Dec. 31, 1982	<b>346,532.14</b>
Other Statutory Expenditures	<b>2,500.00</b>	1 Vacant Land 358 9.63	<b>2,560,750.00</b>	Taxes Receivable	<b>101,587.35</b>
CETA And Other Public Employment Programs		2 Residential 655 75.17	<b>23,111,200.00</b>	Tax Title Liens	<b>62,732.77</b>
MUNICIPAL FUNCTIONS	<b>273,704.25</b>	3 Farm 202 10.99	<b>3,379,589.00</b>	Foreclosed Property	<b>5,110.00</b>
CAPITAL IMPROVEMENTS	<b>10,000.00</b>	4a Commercial 25 4.21	<b>1,252,800.00</b>	Emergencies & Other Deferred Charges	
DEBT SERVICE		4b Industrial		State and Federal Aid Receivable	<b>1,014.95</b>
Principal Payments		4c Apartments		Other Receivables	<b>47.77</b>
Interest Payments		Total 1240	<b>30,744,339.00</b>	Total	<b>517,025.02</b>
DEFERRED CHARGES	<b>538.24</b>	Land Area 12.25 Sq. Miles		LIABILITIES, RESERVES, AND SURPLUS	
SCHOOL, COUNTY, SPECIAL DISTRICT TAXES	<b>881,118.60</b>	Net Valuation Taxable-Municipal	<b>30,931,928</b>	Cash Liabilities	<b>238,810.75</b>
RESERVE FOR UNCOLLECTED TAXES	<b>103,715.07</b>	Net Valuation Taxable-County	<b>43,318,424</b>	Reserves for Receivables	<b>169,477.89</b>
EXPENDITURES	<b>1,259,076.16</b>	State Equalized Valuation	<b>43,569,057</b>	Surplus Dec. 31, 1982	<b>108,736.38</b>
TOTAL		State Equalization Ratio	<b>70.87</b>	Total	<b>517,025.02</b>



**1416**  
 Population 1980 **8,806**  
 Population 1982 **8,701**  
 S & P Rating  
 Moody Rating **A**

General Tax Rate Per \$100.  
**5.59**  
 State Equalized Tax Rate  
**3.08**

**LINCOLN PARK BOROUGH - MORRIS CO.**  
**Form of Government:**  
**Mayor-Council Plan F (OMCL 50)**  
**Number of Members on Governing Body - 7**

PER CAPITA:  
 Gross Debt **509.39**  
 Net Debt **323.38**  
 Debt Service **39.76**  
 Total Tax Levy **675.92**  
 Municipal Expenditures **444.22**  
 PER CENT:  
 Gross Debt **2.45**  
 Net Debt **1.56**  
 Tax Levy Collected **96.70**  
 Tax Levy Cancelled, Abated or Adjusted **.30**

EXPENDITURES		REVENUES-REALIZED		1982 PROPERTY TAX	
GENERAL GOVERNMENT				STATE EQUALIZED TAX RATE <b>1.77</b>	
Governing Body & Public Boards		1982 Property Taxes Collected <b>5,669,665.68</b>		Local District School Taxes	<b>3,369,423.22</b>
Municipal Clerk		1982 Payments in Lieu of Taxes		Regional & Consolidated School Tax	
Financial Administration	<b>54,251.00</b>	Delinquent Tax & Lien Collections <b>137,191.17</b>		School Taxes in Municipal Budget	
Assessment of Taxes	<b>109,167.00</b>	Business Personalty Replacement Taxes <b>87,067.84</b>		County Taxes	<b>738,508.47</b>
Collection of Taxes	<b>22,405.00</b>	Taxes from Public Utilities <b>395,360.29</b>		County Library Taxes	
Planning, Housing & Development	<b>55,913.00</b>	Other Miscellaneous Tax Revenues		Local Municipal Purpose Taxes	<b>1,757,260.00</b>
Human Resources		State Aid Revenues <b>64,043.45</b>		Veteran & Senior Citizen Taxes	<b>61,250.00</b>
Elections		Federal Aid Revenues		Total Taxes for Rate Computation	<b>5,926,441.69</b>
General Administration (other)	<b>222,187.46</b>	State and Local Fiscal Assistance Act Utilized <b>158,322.70</b>		Special District Taxes	
JUDICIARY		Sale of Acquired Property		Bank Corp. Taxes	<b>7,325.59</b>
Municipal Courts	<b>15,966.00</b>	Other Miscellaneous Revenues		Added and Omitted Taxes	<b>8,646.11</b>
PUBLIC SAFETY		Total <b>7,331,456.64</b>		Total Taxes Levied - ABSTRACT	<b>5,881,163.39</b>
Fire Protection	<b>54,000.00</b>	Prior Years Surplus Appropriated <b>715,000.00</b>		Total Taxes Billed	<b>5,883,635.02</b>
Police Protection	<b>496,542.00</b>	REVENUES TOTAL <b>8,046,456.64</b>		1982 TAXES COLLECTED	<b>5,689,665.68</b>
Civil Defense & Disaster Control	<b>3,975.00</b>	Reserve For Uncollected Taxes <b>437,678.00</b>		1982 Taxes Cancelled, Abated or Adjusted	<b>17,659.03</b>
Environmental Inspection & Control	<b>23,864.00</b>	CAPITAL OUTLAY TOTAL <b>685,560.74</b>		Transfer to Tax Title Liens or Foreclosed	<b>46,926.43</b>
Other Public Safety		Public Enterprises <b>22,208.83</b>		Balance Outstanding Dec. 31, 1982	<b>129,383.88</b>
PUBLIC WORKS		Recreation—Culture		PRIOR YEARS TAXES OUTSTANDING	
Streets and Drainage	<b>271,531.00</b>	Public Works <b>538,583.08</b>		Balance January 1, 1982	<b>131,088.02</b>
Sewers and Sewage Processing	<b>855,610.00</b>	Buildings and Grounds <b>124,768.83</b>		Collected in 1982	<b>130,813.14</b>
Garbage and Trash Disposal	<b>227,383.70</b>	Library and Education		Cancelled, Abated or Adjusted 1982	<b>232.63</b>
Public Buildings and Grounds	<b>101,300.00</b>	Conservation		Transfers to Tax Title Liens or Foreclosed	
Other Public Works	<b>40,000.00</b>	All Other		Balance December 31, 1982	<b>42.25</b>
HEALTH and WELFARE		CAPITAL DEBT AUTHORIZED, DECEMBER 31, 1982		TAX TITLE LIENS OUTSTANDING	
Health Services Except Environmental	<b>81,700.00</b>	ISSUED AND UNISSUED GROSS DEBT NET DEBT		Balance January 1, 1982	<b>225,550.69</b>
Welfare-Public Assistance	<b>13,240.00</b>	School <b>712,000</b>		Transfer From Taxes	<b>45,109.68</b>
Hospitals, Clinics, First Aid		Self-Liquidating <b>906,500</b>		Redeemed in 1982	<b>6,378.03</b>
Animal, Insect, & Rodent Control	<b>1,000.00</b>	Other <b>2,813,720</b>		Cancelled, Abated or Adjusted (1982)	
Other Welfare Services		Total <b>4,432,220</b>		Transfers to Foreclosed Property	<b>15,030.48</b>
RECREATION and CONSERVATION		ISSUED AND OUTSTANDING		Balance December 31, 1982	<b>249,251.86</b>
Beaches and Boardwalks		School <b>321,000.00</b>		PROPERTY ACQUIRED BY DEED OR FORECLOSURE	
Parks, Playgrounds, Shade Trees	<b>240.00</b>	Self-Liquidating <b>669,000.00</b>		Balance January 1, 1982	<b>494,667.77</b>
Land Reclamation & Conservation		Other <b>1,205,650.31</b>		Transfers From Taxes or Liens	<b>16,847.23</b>
Other Recreational Services	<b>38,084.00</b>	Total <b>2,155,650.31</b>		Sale for Cash (1982)	<b>2,475.00</b>
EDUCATION (excluding schools)		EQUALIZED VALUATION BASIS FOR NET DEBT COMPUTATION <b>180,661,870</b>		Cancelled, Abated or Adjusted (1982)	
Libraries	<b>86,300.00</b>	REAL PROPERTY VALUATIONS		Balance December 31, 1982	<b>509,040.00</b>
Other Educational Services	<b>540.00</b>	ASSESSED VALUATION		CURRENT FINANCES DECEMBER 31, 1982	
STATUTORY EXPENDITURES		Code Class # of Parcels % VAL'N		ASSETS	
Pensions & F. I. C. A.	<b>134,000.00</b>	1 Vacant Land <b>487 6.89</b>		Cash Dec. 31, 1982	<b>1,043,111.65</b>
Employee Fringe Benefits	<b>62,400.00</b>	2 Residential <b>2080 66.53</b>		Taxes Receivable	<b>129,426.13</b>
Other Statutory Expenditures	<b>10,000.00</b>	3 Farm <b>40 .67</b>		Tax Title Liens	<b>249,251.86</b>
CETA And Other Public Employment Programs		4a Commercial <b>60 10.90</b>		Foreclosed Property	<b>509,040.00</b>
MUNICIPAL FUNCTIONS TOTAL <b>3,061,599.16</b>		4b Industrial <b>20 7.99</b>		Emergencies & Other Deferred Charges	<b>110,659.46</b>
CAPITAL IMPROVEMENTS *MEMC* <b>10,000.00</b>		4c Apartments <b>3 7.01</b>		State and Federal Aid Receivable	
DEBT SERVICE		Total <b>2690</b>		Other Receivables	<b>52,307.73</b>
Principal Payments	<b>251,000.00</b>	Land Area <b>6.66</b> Sq. Miles		Total	<b>2,093,796.83</b>
Interest Payments	<b>54,915.58</b>	Net Valuation Taxable-Municipal <b>105,098,712</b>		LIABILITIES, RESERVES, AND SURPLUS	
DEFERRED CHARGES		Net Valuation Taxable-County <b>214,845,515</b>		Cash Liabilities	<b>248,358.71</b>
SCHOOL, COUNTY, SPECIAL DISTRICT TAXES	<b>4,107,931.69</b>	State Equalized Valuation <b>150,347,104</b>		Reserves for Receivables	<b>940,025.72</b>
RESERVE FOR UNCOLLECTED TAXES	<b>437,678.00</b>	State Equalization Ratio <b>55.09</b>		Surplus Dec. 31, 1982	<b>905,412.40</b>
EXPENDITURES TOTAL <b>7,973,124.43</b>				Total	<b>2,093,796.83</b>

2009

Population 1980 37,836  
 Population 1982 37,784  
 S & P Rating AA  
 Moody Rating AA

General Tax Rate Per \$100.

2.14  
 State Equalized Tax Rate  
 1.51

## LINDEN CITY - UNION COUNTY

## Form of Government:

City Charter Act (P.L. 1897 c. 30)

Number of Members on Governing Body - 11

## PER CAPITA:

Gross Debt 485.43  
 Net Debt 360.16  
 Debt Service 80.16  
 Total Tax Levy 647.71  
 Municipal Expenditures 734.55

## PER CENT:

Gross Debt 1.23  
 Net Debt .91  
 Tax Levy Collected 98.35  
 Tax Levy Cancelled, Abated or Adjusted .03

EXPENDITURES		REVENUES-REALIZED		1982 PROPERTY TAX	
<b>GENERAL GOVERNMENT</b>				<b>STATE EQUALIZED TAX RATE</b>	
Governing Body & Public Boards	335,600.00	1982 Property Taxes Collected	24,030,737.41	Local District School Taxes	.92 14,860,709.50
Municipal Clerk	133,125.00	1982 Payments in Lieu of Taxes		Regional & Consolidated School Tax	
Financial Administration	280,975.00	Delinquent Tax & Lien Collections	412,373.85	School Taxes in Municipal Budget	.05 865,000.00
Assessment of Taxes	224,975.00	Business Personalty Replacement Taxes	2,739,156.48	County Taxes	.54 8,688,487.48
Collection of Taxes	128,700.00	Taxes from Public Utilities	16,554,878.00	County Library Taxes	
Planning, Housing & Development	52,125.00	Other Miscellaneous Tax Revenues		Local Municipal Purpose Taxes	
Human Resources	800.00	State Aid Revenues	293,488.44	Veteran & Senior Citizen Taxes	556,300.00
Elections	8,500.00	Federal Aid Revenues		Total Taxes for Rate Computation	1.51 24,910,496.98
General Administration (other)	1,727,670.00	State and Local Fiscal Assistance Act Utilized	845,346.14	Special District Taxes	
<b>JUDICIARY</b>		Sale of Acquired Property	201,000.00	Bank Corp. Taxes	39,499.93
Municipal Courts	137,075.00	Other Miscellaneous Revenues	2,607,438.68	Added and Omitted Taxes	79,253.70
<b>PUBLIC SAFETY</b>		Total	47,684,419.00	Total Taxes Levied - ABSTRACT	24,472,950.61
Fire Protection	4,147,423.14	Prior Years Surplus Appropriated	6,800,000.00	Total Taxes Billed	24,433,819.02
Police Protection	3,812,873.00	REVENUES TOTAL	54,484,419.00	1982 TAXES COLLECTED	24,030,737.41
Civil Defense & Disaster Control	28,800.00	Reserve For Uncollected Taxes	810,000.00	1982 Taxes Cancelled, Abated or Adjusted	7,453.64
Environmental Inspection & Control	191,125.00	CAPITAL OUTLAY TOTAL	2,286,085.34	Transfer to Tax Title Liens or Foreclosed	24,555.61
Other Public Safety	40,425.00			Balance Outstanding Dec. 31, 1982	371,072.36
<b>PUBLIC WORKS</b>		Public Enterprises		<b>PRIOR YEARS TAXES OUTSTANDING</b>	
Streets and Drainage	2,763,350.00	Recreation—Culture	728,960.37	Balance January 1, 1982	413,577.59
Sewers and Sewage Processing	555,445.00	Public Works	558,463.44	Collected in 1982	393,420.07
Garbage and Trash Disposal	782,250.00	Buildings and Grounds	998,661.53	Cancelled, Abated or Adjusted 1982	679.20
Public Buildings and Grounds	1,307,887.00	Library and Education		Transfers to Tax Title Liens or Foreclosed	13,501.14
Other Public Works	453,605.00	Conservation		Balance December 31, 1982	5,977.18
<b>HEALTH and WELFARE</b>		All Other		<b>TAX TITLE LIENS OUTSTANDING</b>	
Health Services Except Environmental	357,565.00	CAPITAL DEBT AUTHORIZED, DECEMBER 31, 1982		Balance January 1, 1982	33,105.79
Welfare-Public Assistance	107,925.00	ISSUED AND UNISSUED GROSS DEBT NET DEBT		Transfer From Taxes	39,959.79
Hospitals, Clinics, First Aid		School 4,733,000		Redeemed in 1982	18,953.78
Animal, Insect, & Rodent Control	25,000.00	Self-liquidating 13,608,355	13,608,355	Cancelled, Abated or Adjusted (1982)	164.39
Other Welfare Services		Other 18,341,355	13,608,355	Transfers to Foreclosed Property	17,097.00
<b>RECREATION and CONSERVATION</b>		Total 18,341,355	13,608,355	Balance December 31, 1982	36,850.41
Beaches and Boardwalks		ISSUED AND OUTSTANDING		<b>PROPERTY ACQUIRED BY DEED OR FORECLOSURE</b>	
Parks, Playgrounds, Shade Trees	280,000.00	School 4,733,000.00		Balance January 1, 1982	430,005.50
Land Reclamation & Conservation	525.00	Self-Liquidating 11,670,424.25		Transfers From Taxes or Liens	17,097.00
Other Recreational Services	1,052,975.00	Other 16,403,424.25		Sale for Cash (1982)	201,000.00
<b>EDUCATION (excluding schools)</b>		Total 16,403,424.25		Cancelled, Abated or Adjusted (1982)	
Libraries	981,550.00	EQUALIZED VALUATION BASIS FOR NET DEBT COMPUTATION	1,490,925,381	Balance December 31, 1982	246,102.50
Other Educational Services	5,200.00	REAL PROPERTY VALUATIONS		<b>CURRENT FINANCES DECEMBER 31, 1982</b>	
<b>STATUTORY EXPENDITURES</b>		Code Class # of Parcels % VAL'N ASSESSED VALUATION		ASSETS	
Pensions & F. I. C. A.	2,912,000.00	1 Vacant Land 744 .87 9,763,800.00		Cash Dec. 31, 1982	14,911,540.88
Employee Fringe Benefits	940,000.00	2 Residential 9298 30.89 348,665,400.00		Taxes Receivable	377,049.54
Other Statutory Expenditures	100,000.00	3 Farm 125,519,300.00		Tax Title Liens	36,850.41
<b>CETA And Other Public Employment Programs</b>		4a Commercial 869 11.12 622,128,800.00		Foreclosed Property	246,102.50
<b>MUNICIPAL FUNCTIONS TOTAL</b>	23,915,468.14	4b Industrial 231 55.12 22,671,900.00		Emergencies & Other Deferred Charges	
<b>CAPITAL IMPROVEMENTS *MEMC*</b>	185,000.00	4c Apartments 82 2.01 1,128,749,200.00		State and Federal Aid Receivable	7,372.06
<b>DEBT SERVICE</b>		Total 11224 1,128,749,200.00		Other Receivables	10,529.09
Principal Payments	2,077,000.00	Land Area 10.95 Sq. Miles		Total	15,589,444.48
Interest Payments	951,779.78	Net Valuation Taxable-Municipal	1,138,063,800	<b>LIABILITIES, RESERVES, AND SURPLUS</b>	
<b>TYPE I SCHL DEBT *MEMO</b>	759,989.25	Net Valuation Taxable-County	1,683,426,049	Cash Liabilities	5,989,687.79
<b>DEFERRED CHARGES</b>		State Equalized Valuation	1,605,945,521	Reserves for Receivables	668,096.44
SCHOOL, COUNTY, SPECIAL DISTRICT TAXES	24,354,196.98	State Equalization Ratio	70.73	Surplus Dec. 31, 1982	8,931,660.25
RESERVE FOR UNCOLLECTED TAXES	810,000.00			Total	15,589,444.48
<b>EXPENDITURES TOTAL</b>	52,108,444.50				

1981/3000

\* ABOVE DEBT SERVICE INCLUDES TYPE I SCHOOL DEBT



0422

Population 1980 18,196

Population 1982 18,353

S &amp; P Rating

Moody Rating BAA1

General Tax Rate Per \$100.

3.82

State Equalized Tax Rate

3.00

**LINDENWOLD BOROUGH – CAMDEN CO.****Form of Government:****Borough Council****Number of Members on Governing Body – 6****PER CAPITA:**

Grass Debt 279.80

Net Debt 128.05

Debt Service 17.01

Total Tax Levy 375.23

Municipal Expenditures 176.34

**PER CENT:**

Grass Debt 2.59

Net Debt 1.19

Tax Levy Collected 95.74

Tax Levy Cancelled, Abated  
or Adjusted

EXPENDITURES		REVENUES-REALIZED		1982 PROPERTY TAX	
<b>GENERAL GOVERNMENT</b>				<b>STATE EQUALIZED TAX RATE</b> →	
Governing Body & Public Boards		1982 Property Taxes Collected	6,554,432.52	Local District School Taxes .58	1,265,565.00
Municipal Clerk		1982 Payments in Lieu of Taxes		Regional & Consolidated School Tax .69	1,509,045.49
Financial Administration	49,535.00	Delinquent Tax & Lien Collections	145,585.87	School Taxes in Municipal Budget	
Assessment of Taxes	24,047.00	Business Personalty Replacement Taxes	25,767.60	County Taxes	1.07 *
Collection of Taxes	44,071.00	Taxes from Public Utilities	638,317.00	County Library Taxes .02	54,442.00
Planning, Housing & Development	11,361.00	Other Miscellaneous Tax Revenues		Local Municipal Purpose Taxes .64	1,411,470.59
Human Resources	126,528.00	State Aid Revenues	432,027.67	Veteran & Senior Citizen Taxes	108,000.00
Elections	9,000.00	Federal Aid Revenues		Total Taxes for Rate Computation 3.00	6,701,730.55
General Administration (other)	458,898.00	State and Local Fiscal Assistance Act Utilized	58,346.00	Special District Taxes	243,767.00
<b>JUDICIARY</b>		Sale of Acquired Property		Bank Corp. Taxes	4,308.27
Municipal Courts	50,429.00	Other Miscellaneous Revenues	300,553.03	Added and Omitted Taxes	44,841.24
<b>PUBLIC SAFETY</b>		Total	8,235,029.69	Total Taxes Levied - ABSTRACT	6,886,647.06
Fire Protection	31,800.00	Prior Years Surplus Appropriated	331,000.00	Total Taxes Billed	6,887,680.74
Police Protection	747,242.00	REVENUES TOTAL	8,566,029.69	1982 TAXES COLLECTED	6,594,432.52
Civil Defense & Disaster Control	500.00	Reserve for Uncollected Taxes	401,457.56	1982 Taxes Cancelled, Abated or Adjusted	
Environmental Inspection & Control	45,847.00	CAPITAL OUTLAY TOTAL	29,922.88	Transfer to Tax Title Liens or Foreclosed	
Other Public Safety				Balance Outstanding Dec. 31, 1982	293,248.22
<b>PUBLIC WORKS</b>				<b>PRIOR YEARS TAXES OUTSTANDING</b>	
Streets and Drainage	324,864.54	Public Enterprises		Balance January 1, 1982	166,339.82
Sewers and Sewage Processing		Recreation—Culture		Collected in 1982	128,065.22
Garbage and Trash Disposal	229,157.00	Public Works	20,611.31	Cancelled, Abated or Adjusted 1982	
Public Buildings and Grounds	14,670.00	Buildings and Grounds	9,311.57	Transfers to Tax Title Liens or Foreclosed	
Other Public Works		Library and Education		Balance December 31, 1982	38,274.60
<b>HEALTH and WELFARE</b>		Conservation		<b>TAX TITLE LIENS OUTSTANDING</b>	
Health Services Except Environmental	15,071.00	All Other		Balance January 1, 1982	79,662.45
Welfare-Public Assistance	28,108.00	CAPITAL DEBT AUTHORIZED, DECEMBER 31, 1982		Transfer from Taxes	
Hospitals, Clinics, First Aid		ISSUED AND UNISSUED GROSS DEBT NET DEBT		Redeemed in 1982	17,520.65
Animal, Insect, & Rodent Control	1,350.00	School 1,552,982		Cancelled, Abated or Adjusted (1982)	
Other Welfare Services		Self-liquidating		Transfers to Foreclosed Property	
<b>RECREATION and CONSERVATION</b>		Other 3,582,150	2,350,083	Balance December 31, 1982	62,141.80
Beaches and Boardwalks		Total 5,135,132	2,350,083	<b>PROPERTY ACQUIRED BY DEED OR FORECLOSURE</b>	
Parks, Playgrounds, Shade Trees	1.00	ISSUED AND OUTSTANDING		Balance January 1, 1982	120,375.00
Land Reclamation & Conservation		School 1,400,228.15		Transfers from Taxes or Liens	
Other Recreational Services		Self-liquidating		Sale for Cash (1982)	
<b>EDUCATION (excluding schools)</b>		Other 3,417,050.00	4,817,278.15	Cancelled, Abated or Adjusted (1982)	
Libraries	22,472.00	Total	4,817,278.15	Balance December 31, 1982	120,375.00
Other Educational Services		EQUALIZED VALUATION BASIS		<b>CURRENT FINANCES DECEMBER 31, 1982</b>	
<b>STATUTORY EXPENDITURES</b>		FOR NET DEBT COMPUTATION	198,304,176	<b>ASSETS</b>	
Pensions & F. I. C. A.	220,487.78	REAL PROPERTY VALUATIONS		Cash Dec. 31, 1982	2,655,689.36
Employee Fringe Benefits		Code Class # of Parcels % VAL'N ASSESSED VALUATION		Taxes Receivable	331,522.82
Other Statutory Expenditures	11,031.91	1 Vacant Land 879 3.16	5,387,200.00	Tax Title Liens	62,141.80
<b>CETA And Other Public Employment Programs</b>		2 Residential 3160 56.62	96,616,375.00	Foreclosed Property	120,375.00
<b>MUNICIPAL FUNCTIONS</b>		3 Farm 2 .01	21,850.00	Emergencies & Other Deferred Charges	19,320.00
<b>CAPITAL IMPROVEMENTS</b>	*MEMO*	4a Commercial 123 6.07	11,381,075.00	State and Federal Aid Receivable	
<b>DEBT SERVICE</b>		4b Industrial 6 .86	1,462,100.00	Other Receivables	93,232.44
Principal Payments	112,450.00	4c Apartments 36 32.68	55,770,500.00	Total	3,282,281.42
Interest Payments	199,810.49	Total 4206	170,639,100.00	<b>LIABILITIES, RESERVES, AND SURPLUS</b>	
<b>DEFERRED CHARGES</b>		Land Area 3.82 Sq. Miles		Cash Liabilities	2,210,613.27
SCHOOL, COUNTY, SPECIAL DISTRICT TAXES	5,426,026.96	Net Valuation Taxable-Municipal	172,624,615	Reserves for Receivables	607,272.06
RESERVE FOR UNCOLLECTED TAXES	401,457.56	Net Valuation Taxable-County	201,274,795	Surplus Dec. 31, 1982	464,396.09
<b>EXPENDITURES</b>		State Equalized Valuation	215,387,891	Total	3,282,281.42
<b>TOTAL</b>	8,662,356.74	State Equalization Ratio	78.49		

0114

Population 1980 6,144  
 Population 1982 6,203  
 S & P Rating AAA  
 Moody Rating

General Tax Rate Per \$100.

State Equalized Tax Rate 2.17  
 2.19

## LINWOOD CITY - ATLANTIC COUNTY

## Form of Government:

City Charter Act (P.L. 1897 c. 30)

Number of Members on Governing Body - 7

## PER CAPITA.

Grass Debt 844.34  
 Net Debt 624.79  
 Debt Service 74.40  
 Total Tax Levy 796.60  
 Municipal Expenditures 413.86

## PER CENT.

Grass Debt 2.64  
 Net Debt 1.95  
 Tax Levy Collected 96.27  
 Tax Levy Cancelled, Abated or Adjusted .56

EXPENDITURES		REVENUES-REALIZED		1982 PROPERTY TAX	
GENERAL GOVERNMENT		1982 Property Taxes Collected		STATE EQUALIZED TAX RATE	
Governing Body & Public Boards			4,761,325.37	Local District School Taxes	.85
Municipal Clerk				Regional & Consolidated School Tax	.49
Financial Administration	18,844.00	1982 Payments in Lieu of Taxes		School Taxes in Municipal Budget	.04
Assessment of Taxes	11,050.00	Delinquent Tax & Lien Collections	126,423.72	County Taxes	.42
Collection of Taxes	27,593.00	Business Personalty Replacement Taxes	41,175.89	County Library Taxes	.02
Planning, Housing & Development	13,692.00	Taxes from Public Utilities	417,825.00	Local Municipal Purpose Taxes	.37
Human Resources		Other Miscellaneous Tax Revenues		Veteran & Senior Citizen Taxes	
Elections	3,600.00	State Aid Revenues	63,444.68	Total Taxes for Rate Computation	2.19
General Administration (other)	191,087.06	Federal Aid Revenues		Special District Taxes	
JUDICIARY		State and Local Fiscal Assistance Act Utilized	39,206.00	Bank Corp. Taxes	2,245.53
Municipal Courts	38,700.00	Sale of Acquired Property		Added and Omitted Taxes	29,549.25
PUBLIC SAFETY		Other Miscellaneous Revenues	763,061.89	Total Taxes Levied - ABSTRACT	4,941,303.47
Fire Protection	153,275.00	Total	6,212,462.55	Total Taxes Billed	4,946,046.34
Police Protection	469,169.00	Prior Years Surplus Appropriated	400,000.00	1982 TAXES COLLECTED	4,761,325.37
Civil Defense & Disaster Control	2,500.00	REVENUES TOTAL	6,612,462.55	1982 Taxes Cancelled, Abated or Adjusted	27,521.22
Environmental Inspection & Control	52,502.00	Reserve for Uncollected Taxes	230,746.45	Transfer to Tax Title Liens or Foreclosed	26,091.99
Other Public Safety		CAPITAL OUTLAY TOTAL	231,794.87	Balance Outstanding Dec. 31, 1982	131,107.76
PUBLIC WORKS				PRIOR YEARS TAXES OUTSTANDING	
Streets and Drainage	139,385.00	Public Enterprises		Balance January 1, 1982	160,035.96
Sewers and Sewage Processing	249,947.00	Recreation—Culture	8,366.25	Collected in 1982	126,423.72
Garbage and Trash Disposal	145,247.00	Public Works	100,409.33	Cancelled, Abated or Adjusted 1982	12,028.75
Public Buildings and Grounds	76,381.00	Buildings and Grounds	25,426.29	Transfers to Tax Title Liens or Foreclosed	20,960.35
Other Public Works	250.00	Library and Education	97,593.00	Balance December 31, 1982	623.14
HEALTH and WELFARE		Conservation		TAX TITLE LIENS OUTSTANDING	
Health Services Except Environmental	990.00	All Other		Balance January 1, 1982	16,675.02
Welfare-Public Assistance	3,416.00	CAPITAL DEBT AUTHORIZED, DECEMBER 31, 1982		Transfer From Taxes	51,178.81
Hospitals, Clinics, First Aid	2,000.00	ISSUED AND UNISSUED		Redeemed in 1982	
Animal, Insect, & Radent Control	15,410.00	School	1,171,825	Cancelled, Abated or Adjusted (1982)	
Other Welfare Services		Self-liquidating		Transfers to Foreclosed Property	17,800.17
RECREATION and CONSERVATION		Other	4,065,600	Balance December 31, 1982	50,053.66
Beaches and Boardwalks		Total	5,237,425	PROPERTY ACQUIRED BY DEED OR FORECLOSURE	
Parks, Playgrounds, Shade Trees	32,995.00	ISSUED AND OUTSTANDING		Balance January 1, 1982	70,595.83
Land Reclamation & Conservation		School	974,576.57	Transfers From Taxes or Liens	17,800.17
Other Recreational Services		Self-Liquidating		Sale for Cash (1982)	
EDUCATION (excluding schools)		Other	4,059,000.00	Cancelled, Abated or Adjusted (1982)	2,457.00
Libraries	19,687.00	Total	5,033,576.57	Balance December 31, 1982	85,939.00
Other Educational Services	1,000.00	EQUALIZED VALUATION BASIS		CURRENT FINANCES DECEMBER 31, 1982	
STATUTORY EXPENDITURES		FOR NET DEBT COMPUTATION	198,614,414	ASSETS	
Pensions & F. I. C. A.	142,900.00	REAL PROPERTY VALUATIONS		Cash Dec. 31, 1982	699,851.61
Employee Fringe Benefits	47,250.00	Code Class # of Parcels % VAL'N		Taxes Receivable	121,730.90
Other Statutory Expenditures	6,000.00	1 Vacant Land 391 6.99	15,744,200.00	Tax Title Liens	50,053.66
CETA And Other Public Employment Programs		2 Residential 2000 78.82	177,445,600.00	Foreclosed Property	85,939.00
MUNICIPAL FUNCTIONS TOTAL	1,874,870.06	3 Farm 2 .03	77,000.00	Emergencies & Other Deferred Charges	
CAPITAL IMPROVEMENTS *MEMO*	30,000.00	4a Commercial 61 14.11	31,777,200.00	State and Federal Aid Receivable	
DEBT SERVICE		4b Industrial		Other Receivables	236,382.87
Principal Payments	113,000.00	4c Apartments 1 .04	50,300.00	Total	1,203,958.04
Interest Payments	348,534.07	Total 2455	225,134,300.00	LIABILITIES, RESERVES, AND SURPLUS	
TYPE I SCHL DEBT *MEMO	113,000.67	Land Area 3.80 Sq. Miles		Cash Liabilities	237,401.05
DEFERRED CHARGES		Net Valuation Taxable-Municipal	226,373,536	Reserves for Receivables	504,106.43
SCHOOL, COUNTY, SPECIAL DISTRICT TAXES	4,086,263.42	Net Valuation Taxable-County	210,867,273	Surplus Dec. 31, 1982	462,450.56
RESERVE FOR UNCOLLECTED TAXES	230,746.45	State Equalized Valuation	224,675,421	Total	1,203,958.04
EXPENDITURES TOTAL	6,653,414.00	State Equalization Ratio	100.76		

1981/3000

\* ABOVE DEBT SERVICE INCLUDES TYPE I SCHOOL DEBT

\*Includes County Health Service Taxes or County Vocational School Taxes. See Table 13.



1516

Population 1980 8,483  
 Population 1982 9,063  
 S & P Rating  
 Moody Rating

General Tax Rate Per \$100.

State Equalized Tax Rate 2.41  
 2.34

## LITTLE EGG HARBOR TWP. - OCEAN CO.

## Form of Government:

## Township Committee

## Number of Members on Governing Body - 3

## PER CAPITA:

Gross Debt 765.08  
 Net Debt 67.78  
 Debt Service 8.30  
 Total Tax Levy 799.97  
 Municipal Expenditures 350.98

## PER CENT:

Gross Debt 2.66  
 Net Debt .24  
 Tax Levy Collected 885.96  
 Tax Levy Cancelled, Abated or Adjusted 1.99

EXPENDITURES		REVENUES-REALIZED		1982 PROPERTY TAX	
GENERAL GOVERNMENT		1982 Property Taxes Collected		STATE EQUALIZED TAX RATE	
Governing Body & Public Boards	4,978.90	1982 Payments in Lieu of Taxes		Local District School Taxes	.55 1,634,731.00
Municipal Clerk		Delinquent Tax & Lien Collections		Regional & Consolidated School Tax	.86 2,573,526.54
Financial Administration	39,095.00	Business Personalty Replacement Taxes		School Taxes in Municipal Budget	
Assessment of Taxes	44,737.09	Taxes from Public Utilities		County Taxes	.44 * 1,304,487.42
Collection of Taxes	42,455.00	Other Miscellaneous Tax Revenues		County Library Taxes	.03 74,967.68
Planning, Housing & Development	41,292.00	State Aid Revenues		Local Municipal Purpose Taxes	.47 1,417,000.00
Human Resources	500.00	Federal Aid Revenues		Veteran & Senior Citizen Taxes	170,525.00
Elections	4,150.00	State and Local Fiscal Assistance Act Utilized		Total Taxes for Rate Computation	2.35 7,175,237.64
General Administration (other)	400,625.61	Sale of Acquired Property		Special District Taxes	
JUDICIARY		Other Miscellaneous Revenues		Bank Corp. Taxes	5,846.27
Municipal Courts	34,345.00	Prior Years Surplus Appropriated		Added and Omitted Taxes	239,558.98
PUBLIC SAFETY		REVENUES TOTAL		Total Taxes Levied - ABSTRACT	7,250,117.89
Fire Protection	47,400.00	CAPITAL OUTLAY TOTAL		Total Taxes Billed	724,271.62
Police Protection	559,274.00	Public Enterprises		1982 TAXES COLLECTED	6,416,785.57
Civil Defense & Disaster Control	1,500.00	Recreation—Culture		1982 Taxes Cancelled, Abated or Adjusted	14,420.84
Environmental Inspection & Control	38,478.06	Public Works		Transfer to Tax Title Liens or Foreclosed	97,507.24
Other Public Safety		Buildings and Grounds		Balance Outstanding Dec. 31, 1982	715,557.97
PUBLIC WORKS		Library and Education		PRIOR YEARS TAXES OUTSTANDING	
Streets and Drainage	305,182.10	Conservation		Balance January 1, 1982	562,759.91
Sewers and Sewage Processing		All Other		Collected in 1982	523,712.97
Garbage and Trash Disposal	304,901.87	CAPITAL DEBT AUTHORIZED, DECEMBER 31, 1982		Cancelled, Abated or Adjusted 1982	52.99
Public Buildings and Grounds	22,955.00	ISSUED AND UNISSUED GROSS DEBT NET DEBT		Transfers to Tax Title Liens or Foreclosed	29,718.66
Other Public Works	93,244.80	School 6,319,420		Balance December 31, 1982	9,275.29
HEALTH and WELFARE		Self-Liquidating 614,520		TAX TITLE LIENS OUTSTANDING	
Health Services Except Environmental	8,568.00	Other 614,270		Balance January 1, 1982	249,717.65
Welfare-Public Assistance	26,400.00	Total 6,933,940		Transfer From Taxes	132,733.65
Hospitals, Clinics, First Aid	1,000.00	ISSUED AND OUTSTANDING		Redeemed in 1982	167,686.37
Animal, Insect, & Rodent Control	17,701.00	School 6,319,420.44		Cancelled, Abated or Adjusted (1982)	
Other Welfare Services		Self-Liquidating 167,950.00		Transfers to Foreclosed Property	22,117.16
RECREATION and CONSERVATION		Other 6,487,370.44		Balance December 31, 1982	192,647.77
Beaches and Boardwalks		EQUALIZED VALUATION BASIS		PROPERTY ACQUIRED BY DEED OR FORECLOSURE	
Parks, Playgrounds, Shade Trees		FOR NET DEBT COMPUTATION		Balance January 1, 1982	680,157.84
Land Reclamation & Conservation	9,070.00	REAL PROPERTY VALUATIONS		Transfers From Taxes or Liens	22,117.16
Other Recreational Services	13,800.16	Code Class # of Parcels % VAL'N ASSESSED VALUATION		Sale for Cash (1982)	11,075.00
EDUCATION (excluding schools)		1 Vacant Land 3000 12.87 36,345,700.00		Cancelled, Abated or Adjusted (1982)	
Libraries	500.00	2 Residential 4949 82.06 231,753,400.00		Balance December 31, 1982	691,200.00
Other Educational Services		3 Farm 5 .06 172,400.00		CURRENT FINANCES DECEMBER 31, 1982	
STATUTORY EXPENDITURES		4a Commercial 87 5.02 14,169,900.00		ASSETS	
Pensions & F. I. C. A.	146,159.48	4b Industrial		Cash Dec. 31, 1982	1,624,212.46
Employee Fringe Benefits		4c Apartments		Taxes Receivable	724,833.26
Other Statutory Expenditures	16,418.09	Total 8041 282,481,400.00		Tax Title Liens	192,647.77
CETA And Other Public Employment Programs		Land Area 49.50 Sq. Miles		Foreclosed Property	691,200.00
MUNICIPAL FUNCTIONS TOTAL	2,264,735.16	Net Valuation Taxable-Municipal		Emergencies & Other Deferred Charges	92,467.24
CAPITAL IMPROVEMENTS *MEMO*		Net Valuation Taxable-County		State and Federal Aid Receivable	4,098.78
DEBT SERVICE		State Equalized Valuation		Other Receivables	335,026.22
Principal Payments	40,000.00	State Equalization Ratio		Total	3,664,485.73
Interest Payments	25,189.64			LIABILITIES, RESERVES, AND SURPLUS	
DEFERRED CHARGES	62,621.96			Cash Liabilities	1,231,433.87
SCHOOL, COUNTY, SPECIAL DISTRICT TAXES	5,587,712.64			Reserves for Receivables	1,943,707.25
RESERVE FOR UNCOLLECTED TAXES	778,422.00			Surplus Dec. 31, 1982	489,344.61
EXPENDITURES TOTAL	8,768,681.40			Total	3,664,485.73

1605

Population 1980 **11,496**  
 Population 1982 **12,272**  
 S & P Rating  
 Moody Rating **A**

General Tax Rate Per \$100. **4.79**  
 State Equalized Tax Rate  
**1.92**

**LITTLE FALLS TOWNSHIP - PASSAIC CO.**  
**Form of Government:**  
**Township Committee**  
**Number of Members on Governing Body - 5**

PER CAPITA:

Gross Debt **213.55**  
 Net Debt **150.32**  
 Debt Service **24.19**  
 Total Tax Levy **509.49**  
 Municipal Expenditures **222.16**

PER CENT:

Gross Debt **.87**  
 Net Debt **.61**  
 Tax Levy Collected **96.16**  
 Tax Levy Cancelled, Abated  
 or Adjusted

EXPENDITURES		REVENUES-REALIZED		1982 PROPERTY TAX	
GENERAL GOVERNMENT				STATE EQUALIZED TAX RATE $\rightarrow$	
Governing Body & Public Boards		1982 Property Taxes Collected	6,000,979.64	Local District School Taxes .63	2,027,137.00
Municipal Clerk		1982 Payments in Lieu of Taxes		Regional & Consolidated School Tax .44	1,425,051.78
Financial Administration	41,894.10	Delinquent Tax & Lien Collections	152,624.21	School Taxes in Municipal Budget	
Assessment of Taxes	22,851.46	Business Personalty Replacement Taxes	218,459.12	County Taxes .62	2,013,141.83
Collection of Taxes	23,034.51	Taxes from Public Utilities	851,438.00	County Library Taxes	
Planning, Housing & Development	15,222.46	Other Miscellaneous Tax Revenues		Local Municipal Purpose Taxes .23	736,233.21
Human Resources		State Aid Revenues	82,720.34	Veteran & Senior Citizen Taxes	124,750.00
Elections	2,818.85	Federal Aid Revenues		Total Taxes for Rate Computation 1.92	6,336,313.82
General Administration (other)	219,415.74	State and Local Fiscal Assistance Act Utilized	96,038.75	Special District Taxes	
JUDICIARY		Sale of Acquired Property	7,000.00	Bank Corp. Taxes	20,932.21
Municipal Courts	31,837.64	Other Miscellaneous Revenues	269,398.08	Added and Omitted Taxes	19,997.01
PUBLIC SAFETY		Total	7,678,658.14	Total Taxes Levied - ABSTRACT	6,252,493.04
Fire Protection	150,039.13	Prior Years Surplus Appropriated	379,000.00	Total Taxes Billed	6,240,344.46
Police Protection	550,272.82	REVENUES TOTAL	8,057,658.14	1982 TAXES COLLECTED	6,000,979.64
Civil Defense & Disaster Control	1,956.45	Reserve For Uncollected Taxes	254,112.71	1982 Taxes Cancelled, Abated or Adjusted	
Environmental Inspection & Control	31,561.38	CAPITAL OUTLAY TOTAL	55,330.82	Transfer to Tax Title Liens or Foreclosed	56,106.56
Other Public Safety				Balance Outstanding Dec. 31, 1982	143,258.26
PUBLIC WORKS				PRIOR YEARS TAXES OUTSTANDING	
Streets and Drainage	66,035.00	Public Enterprises		Balance January 1, 1982	156,634.70
Sewers and Sewage Processing	10,920.46	Recreation—Culture		Collected in 1982	152,624.21
Gorbage and Trash Disposal	168,950.00	Public Works	52,322.48	Cancelled, Abated or Adjusted 1982	
Public Buildings and Grounds	32,000.00	Buildings and Grounds	3,008.34	Transfers to Tax Title Liens or Foreclosed	42,314.62
Other Public Works	313,997.31	Library and Education		Balance December 31, 1982	1,695.87
HEALTH and WELFARE		Conservation		TAX TITLE LIENS OUTSTANDING	
Health Services Except Environmental	24,666.12	All Other		Balance January 1, 1982	51,369.23
Welfare-Public Assistance	2,100.00	CAPITAL DEBT AUTHORIZED, DECEMBER 31, 1982		Transfer From Taxes	148,350.56
Hospitals, Clinics, First Aid		ISSUED AND UNISSUED		Redeemed in 1982	
Animal, Insect, & Rodent Control	7,539.92	School	775,881	Cancelled, Abated or Adjusted (1982)	
Other Welfare Services		Self-liquidating		Transfers to Foreclosed Property	
RECREATION and CONSERVATION		Other	1,844,765	Balance December 31, 1982	199,719.79
Beaches and Boardwalks		Total	2,620,646	PROPERTY ACQUIRED BY DEED OR FORECLOSURE	
Parks, Playgrounds, Shade Trees	1,194.15	ISSUED AND OUTSTANDING		Balance January 1, 1982	12,080.00
Land Reclamation & Conservation	100.00	School	775,881.65	Transfers From Taxes or Liens	
Other Recreational Services	82,507.25	Self-Liquidating		Sole for Cash (1982)	
EDUCATION (excluding schools)		Other	1,634,020.00	Cancelled, Abated or Adjusted (1982)	
Libraries	105,500.00	Total	2,409,901.65	Balance December 31, 1982	12,080.00
Other Educational Services		EQUALIZED VALUATION BASIS		CURRENT FINANCES DECEMBER 31, 1982	
STATUTORY EXPENDITURES		FOR NET DEBT COMPUTATION	301,617,113	ASSETS	
Pensions & F. I. C. A.	176,801.00	REAL PROPERTY VALUATIONS		Cash Dec. 31, 1982	461,132.35
Employee Fringe Benefits	52,150.65	Code Class # of Parcels % VAL'N		Taxes Receivable	144,954.13
Other Statutory Expenditures	5,000.00	1 Vacant Land 292 3.16	3,586,350.00	Tax Title Liens	199,719.79
CETA And Other Public Employment Programs		2 Residential 2834 67.32	85,040,250.00	Foreclosed Property	12,080.00
MUNICIPAL FUNCTIONS TOTAL	2,140,366.40	3 Farm		Emergencies & Other Deferred Charges	52,410.00
CAPITAL IMPROVEMENTS *MEMO*	17,713.00	4a Commercial 145 10.84	13,687,300.00	State and Federal Aid Receivable	2,063.79
DEBT SERVICE		4b Industrial 50 8.50	10,736,300.00	Other Receivables	21,148.54
Principal Payments	160,880.00	4c Apartments 13 10.19	12,872,806.00	Total	893,508.60
Interest Payments	135,958.40	Total 3334	126,323,006.00	LIABILITIES, RESERVES, AND SURPLUS	
DEFERRED CHARGES	35,056.10	Land Area 2.80 Sq. Miles		Cash Liabilities	301,020.84
SCHOOL, COUNTY, SPECIAL DISTRICT TAXES	5,475,330.61	Net Valuation Taxable-Municipal	129,861,116	Reserves for Receivables	377,902.46
RESERVE FOR UNCOLLECTED TAXES	254,112.71	Net Valuation Taxable-County	327,198,232	Surplus Dec. 31, 1982	214,585.30
EXPENDITURES TOTAL	8,201,704.22	State Equalized Valuation	319,507,518	Total	893,508.60
		State Equalization Ratio	39.98		



0230

Population 1980 **5,399**  
 Population 1982 **9,334**  
 S & P Rating  
 Moody Rating **A**

General Tax Rate Per \$100. **2.87**  
 State Equalized Tax Rate **2.36**

**LITTLE FERRY BORO. - BERGEN CO.****Form of Government:****Borough Council****Number of Members on Governing Body - 6****PER CAPITA:**

Gross Debt **242.37**  
 Net Debt **213.01**  
 Debt Service **27.82**  
 Total Tax Levy **603.47**  
 Municipal Expenditures **331.90**

**PER CENT:**

Gross Debt **1.02**  
 Net Debt **.90**  
 Tax Levy Collected **97.74**  
 Tax Levy Cancelled, Abated or Adjusted **.14**

EXPENDITURES		REVENUES-REALIZED		1982 PROPERTY TAX	
<b>GENERAL GOVERNMENT</b>				<b>STATE EQUALIZED TAX RATE</b> <span style="float:right">1.19</span>	
Governing Body & Public Boards		1982 Property Taxes Collected	<b>5,492,345.66</b>	Local District School Taxes	<b>2,814,478.00</b>
Municipal Clerk		1982 Payments in Lieu of Taxes		Regional & Consolidated School Tax	
Financial Administration	<b>15,000.00</b>	Delinquent Tax & Lien Collections	<b>110,367.96</b>	School Taxes in Municipal Budget	
Assessment of Taxes	<b>76,199.00</b>	Business Personalty Replacement Taxes	<b>109,756.52</b>	County Taxes	<b>843,625.14</b>
Collection of Taxes	<b>14,076.00</b>	Taxes from Public Utilities	<b>521,115.00</b>	County Library Taxes	
Planning, Housing & Development	<b>9,425.00</b>	Other Miscellaneous Tax Revenues		Local Municipal Purpose Taxes	<b>1,947,501.24</b>
Human Resources	<b>2,500.00</b>	State Aid Revenues	<b>79,531.23</b>	Veteran & Senior Citizen Taxes	<b>78,200.00</b>
Elections	<b>1,500.00</b>	Federal Aid Revenues		Total Taxes for Rate Computation	<b>5,683,804.38</b>
General Administration (other)	<b>355,371.13</b>	State and Local Fiscal Assistance Act Utilized	<b>110,659.96</b>	Special District Taxes	
<b>JUDICIARY</b>		Sale of Acquired Property		Bank Corp. Taxes	<b>15,034.32</b>
Municipal Courts	<b>34,095.50</b>	Other Miscellaneous Revenues	<b>190,879.44</b>	Added and Omitted Taxes	<b>12,195.41</b>
<b>PUBLIC SAFETY</b>		Total	<b>6,614,655.77</b>	Total Taxes Levied - ABSTRACT	<b>5,632,834.11</b>
Fire Protection	<b>56,207.00</b>	Prior Years Surplus Appropriated	<b>100,000.00</b>	Total Taxes Billed	<b>5,619,361.62</b>
Police Protection	<b>775,955.65</b>	REVENUES TOTAL	<b>6,714,655.77</b>	1982 TAXES COLLECTED	<b>5,492,345.66</b>
Civil Defense & Disaster Control	<b>4,085.91</b>	Reserve For Uncollected Taxes	<b>249,547.87</b>	1982 Taxes Cancelled, Abated or Adjusted	<b>7,975.82</b>
Environmental Inspection & Control	<b>16,970.00</b>	<b>CAPITAL OUTLAY TOTAL</b>	<b>304,078.11</b>	Transfer to Tax Title Liens or Foreclosed	
Other Public Safety		Public Enterprises		Balance Outstanding Dec. 31, 1982	<b>119,040.14</b>
<b>PUBLIC WORKS</b>		Recreation—Culture	<b>2,443.27</b>	<b>PRIOR YEARS TAXES OUTSTANDING</b>	
Streets and Drainage	<b>306,281.94</b>	Public Works	<b>159,263.37</b>	Balance January 1, 1982	<b>110,470.95</b>
Sewers and Sewage Processing	<b>270,424.94</b>	Buildings and Grounds	<b>142,371.47</b>	Collected in 1982	<b>110,367.96</b>
Garbage and Trash Disposal	<b>166,940.00</b>	Library and Education		Cancelled, Abated or Adjusted 1982	<b>102.99</b>
Public Buildings and Grounds	<b>44,262.00</b>	Conservation		Transfers to Tax Title Liens or Foreclosed	
Other Public Works		All Other		Balance December 31, 1982	
<b>HEALTH and WELFARE</b>		<b>CAPITAL DEBT AUTHORIZED, DECEMBER 31, 1982</b>		<b>TAX TITLE LIENS OUTSTANDING</b>	
Health Services Except Environmental	<b>26,403.66</b>	ISSUED AND UNISSUED		Balance January 1, 1982	
Welfare-Public Assistance	<b>4,650.00</b>	School	<b>274,000</b>	Transfer From Taxes	
Hospitals, Clinics, First Aid		Self-liquidating		Redeemed in 1982	
Animal, Insect, & Rodent Control		Other	<b>1,988,250</b>	Cancelled, Abated or Adjusted (1982)	
Other Welfare Services	<b>50.00</b>	Total	<b>2,262,250</b>	Transfers to Foreclosed Property	
<b>RECREATION and CONSERVATION</b>				Balance December 31, 1982	
Beaches and Boardwalks		ISSUED AND OUTSTANDING		<b>PROPERTY ACQUIRED BY DEED OR FORECLOSURE</b>	
Parks, Playgrounds, Shade Trees	<b>28,515.00</b>	School	<b>274,000.00</b>	Balance January 1, 1982	<b>13,455.00</b>
Land Reclamation & Conservation		Self-Liquidating		Transfers From Taxes or Liens	
Other Recreational Services	<b>2,800.00</b>	Other	<b>1,986,450.00</b>	Sale for Cash (1982)	
<b>EDUCATION (excluding schools)</b>		Total	<b>2,260,450.00</b>	Cancelled, Abated or Adjusted (1982)	
Libraries	<b>66,700.00</b>	<b>EQUALIZED VALUATION BASIS</b>		Balance December 31, 1982	<b>13,455.00</b>
Other Educational Services		<b>FOR NET DEBT COMPUTATION</b>	<b>221,095,530</b>	<b>CURRENT FINANCES DECEMBER 31, 1982</b>	
<b>STATUTORY EXPENDITURES</b>		<b>REAL PROPERTY VALUATIONS</b>		<b>ASSETS</b>	
Pensions & F. I. C. A.	<b>161,634.34</b>	Code Class # of Parcels % VAL'N		Cash Dec. 31, 1982	<b>910,108.24</b>
Employee Fringe Benefits	<b>68,870.00</b>	1 Vacant Land 108 3.14	<b>5,984,100.00</b>	Taxes Receivable	<b>119,040.14</b>
Other Statutory Expenditures	<b>4,235.00</b>	2 Residential 1819 55.29	<b>105,496,800.00</b>	Tax Title Liens	
<b>CETA And Other Public Employment Programs</b>		3 Farm		Foreclosed Property	<b>13,455.00</b>
<b>MUNICIPAL FUNCTIONS TOTAL</b>	<b>2,553,152.07</b>	4a Commercial 111 12.34	<b>23,550,300.00</b>	Emergencies & Other Deferred Charges	<b>22,198.00</b>
<b>CAPITAL IMPROVEMENTS *MEMC*</b>	<b>2,000.00</b>	4b Industrial 77 14.96	<b>28,547,400.00</b>	State and Federal Aid Receivable	<b>12,686.71</b>
<b>DEBT SERVICE</b>		4c Apartments 25 14.27	<b>27,226,718.00</b>	Other Receivables	<b>2,631.19</b>
Principal Payments	<b>125,000.00</b>	Total 2140	<b>190,805,318.00</b>	Total	<b>1,080,119.28</b>
Interest Payments	<b>134,703.00</b>	Land Area 1.50 Sq. Miles		<b>LIABILITIES, RESERVES, AND SURPLUS</b>	
<b>DEFERRED CHARGES</b>	<b>35,526.80</b>	Net Valuation Taxable-Municipal	<b>195,371,645</b>	Cash Liabilities	<b>713,940.05</b>
<b>SCHOOL, COUNTY, SPECIAL DISTRICT TAXES</b>	<b>3,658,103.14</b>	Net Valuation Taxable-County	<b>237,921,297</b>	Reserves for Receivables	<b>135,126.33</b>
<b>RESERVE FOR UNCOLLECTED TAXES</b>	<b>249,547.87</b>	State Equalized Valuation	<b>236,210,515</b>	Surplus Dec. 31, 1982	<b>231,052.90</b>
<b>EXPENDITURES TOTAL</b>	<b>6,756,032.88</b>	State Equalization Ratio	<b>82.37</b>	Total	<b>1,080,119.28</b>

Population 1980 5,548  
 Population 1982 5,510  
 S & P Rating  
 Moody Rating A

General Tax Rate Per \$100.

2.98  
 State Equalized Tax Rate  
 2.53

## LITTLE SILVER BORO. - MONMOUTH CO.

## Form of Government:

## Borough Council

## Number of Members on Governing Body - 6

## PER CAPITA:

Gross Debt 928.00  
 Net Debt 345.71  
 Debt Service 33.38  
 Total Tax Levy 956.22  
 Municipal Expenditures 318.55

## PER CENT:

Gross Debt 2.72  
 Net Debt 1.01  
 Tax Levy Collected 95.74  
 Tax Levy Cancelled, Abated  
 or Adjusted

EXPENDITURES		REVENUES REALIZED		1982 PROPERTY TAX	
GENERAL GOVERNMENT				STATE EQUALIZED TAX RATE	
Governing Body & Public Boards		1982 Property Taxes Collected	5,040,446.18	Local District School Taxes .93	1,929,090.00
Municipal Clerk		1982 Payments in Lieu of Taxes		Regional & Consolidated School Tax .66	1,410,698.45
Financial Administration	14,785.00	Delinquent Tax & Lien Collections	126,445.63	School Taxes in Municipal Budget	
Assessment of Taxes	15,707.00	Business Personalty Repacement Taxes	47,268.48	County Taxes .51	1,045,668.66
Collection of Taxes	14,730.91	Taxes from Public Utilities	364,890.00	County Library Taxes .02	40,070.57
Planning, Housing & Development	6,035.00	Other Miscellaneous Tax Revenues		Local Municipal Purpose Taxes .39	812,606.00
Human Resources		State Aid Revenues	47,724.84	Veteran & Senior Citizen Taxes	39,800.00
Elections	1,557.26	Federal Aid Revenues		Total Taxes for Rate Computation 2.53	5,277,933.68
General Administration (other)	164,929.76	State and Local Fiscal Assistance Act Utilized	24,597.00	Special District Taxes	
JUDICIARY		Sole of Acquired Property		Bank Corp. Taxes	3,948.24
Municipal Courts	11,733.00	Other Miscellaneous Revenues	171,132.13	Added and Omitted Taxes	26,692.58
PUBLIC SAFETY		Total	5,822,504.26	Total Taxes Levied - ABSTRACT	5,268,774.50
Fire Protection	60,886.46	Prior Years Surplus Appropriated	227,000.00	Total Taxes Billed	5,264,826.26
Police Protection	450,786.05	REVENUES TOTAL	6,049,504.26	1982 TAXES COLLECTED	5,040,446.18
Civil Defense & Disaster Control		Reserve For Uncollected Taxes	184,359.00	1982 Taxes Cancelled, Abated or Adjusted	
Environmental Inspection & Control	13,918.00	CAPITAL OUTLAY TOTAL	312,416.95	Transfer to Tax Title Liens or Foreclosed	
Other Public Safety				Balance Outstanding Dec. 31, 1982	224,380.08
PUBLIC WORKS				PRIOR YEARS TAXES OUTSTANDING	
Streets and Drainage	228,570.05	Public Enterprises		Balance January 1, 1982	153,502.02
Sewers and Sewage Processing		Recreation—Culture	436.00	Collected in 1982	126,445.63
Garbage and Trash Disposal	161,850.00	Public Works	257,456.61	Cancelled, Abated or Adjusted 1982	
Public Buildings and Grounds	34,282.00	Buildings and Grounds	54,524.34	Transfers to Tax Title Liens or Foreclosed	
Other Public Works	1,225.00	Library and Education		Balance December 31, 1982	27,056.39
HEALTH and WELFARE		Conservation		TAX TITLE LIENS OUTSTANDING	
Health Services Except Environmental	14,142.58	All Other		Balance January 1, 1982	21,000.45
Welfare-Public Assistance	1,386.00	CAPITAL DEBT AUTHORIZED, DECEMBER 31, 1982		Transfer From Taxes	
Hospitals, Clinics, First Aid		ISSUED AND UNISSUED		Redeemed in 1982	
Animal, Insect, & Rodent Control		School	3,208,416	Cancelled, Abated or Adjusted (1982)	
Other Welfare Services		Self-liquidating		Transfers to Foreclosed Property	
RECREATION and CONSERVATION		Other	1,904,871	Balance December 31, 1982	21,000.45
Beaches and Boardwalks		Total	5,113,287	PROPERTY ACQUIRED BY DEED OR	
Parks, Playgrounds, Shode Trees	21,345.66	ISSUED AND OUTSTANDING		FORECLOSURE	
Land Reclamation & Conservation	325.00	School	3,208,416.48	Balance January 1, 1982	10,150.00
Other Recreational Services		Self-Liquidating		Transfers From Taxes or Liens	
EDUCATION (excluding schools)		Other	1,428,700.00	Sale for Cash (1982)	
Libraries	35,504.00	Total	4,637,116.48	Cancelled, Abated or Adjusted (1982)	
Other Educational Services		EQUALIZED VALUATION BASIS		Balance December 31, 1982	10,150.00
STATUTORY EXPENDITURES		FOR NET DEBT COMPUTATION	187,886,076	CURRENT FINANCES DECEMBER 31, 1982	
Pensions & F. I. C. A.	91,989.24	REAL PROPERTY VALUATIONS		ASSETS	
Employee Fringe Benefits	29,411.03	Code Class # of Parcels % VAL'N		Cash Dec. 31, 1982	1,618,981.05
Other Statutory Expenditures	3,900.00	1 Vacant Land 165 3.08	5,388,000.00	Taxes Receivable	251,436.47
CETA And Other Public Employment Programs		2 Residential 1872 88.71	155,171,850.00	Tax Title Liens	21,000.45
MUNICIPAL FUNCTIONS TOTAL	1,378,999.00	3 Farm 10 .39	676,200.00	Foreclosed Property	10,150.00
CAPITAL IMPROVEMENTS *MEMO*	11,350.00	4a Commercial 84 7.82	13,684,000.00	Emergencies & Other Deferred Charges	15,891.88
DEBT SERVICE		4b Industrial		State and Federal Aid Receivable	
Principal Payments	144,300.00	4c Apartments		Other Receivables	
Interest Payments	39,645.00	Total 2131	174,920,050.00	Total	1,917,459.85
DEFERRED CHARGES	7,900.00	Land Area 2.80 Sq. Miles		LIABILITIES, RESERVES, AND SURPLUS	
SCHOOL, COUNTY, SPECIAL DISTRICT TAXES	4,425,527.68	Net Valuation Taxable-Municipal	175,938,326	Cash Liabilities	1,408,108.71
RESERVE FOR UNCOLLECTED TAXES	184,359.00	Net Valuation Taxable-County	155,284,595	Reserves for Receivables	282,586.92
EXPENDITURES TOTAL	6,180,730.68	State Equalized Valuation	206,661,848	Surplus Dec. 31, 1982	226,764.22
		State Equalization Ratio	85.06	Total	1,917,459.85



0710

Population 1980 28,040  
 Population 1982 27,993  
 S & P Rating  
 Moody Rating AAI

General Tax Rate Per \$100.  
 State Equalized Tax Rate 3.96  
 2.36

## LIVINGSTON TOWNSHIP – ESSEX COUNTY

## Form of Government:

Council-Manager Plan E (OMCL 50)

Number of Members on Governing Body – 5

## PER CAPITA:

Gross Debt 143.51  
 Net Debt 78.83  
 Debt Service 5.66  
 Total Tax Levy 1,099.29  
 Municipal Expenditures 266.96

## PER CENT:

Gross Debt .35  
 Net Debt .19  
 Tax Levy Collected 98.47  
 Tax Levy Cancelled, Abated or Adjusted .05

EXPENDITURES		REVENUES-REALIZED		1982 PROPERTY TAX	
GENERAL GOVERNMENT				STATE EQUALIZED TAX RATE 1.26	
Governing Body & Public Boards		1982 Property Taxes Collected	30,272,611.08	Local District School Taxes	16,279,079.00
Municipal Clerk		1982 Payments in Lieu of Taxes		Regional & Consolidated School Tax	
Financial Administration	70,662.00	Delinquent Tax & Lien Collections	458,808.69	School Taxes in Municipal Budget	
Assessment of Taxes	50,290.00	Business Personalty Replacement Taxes	406,901.40	County Taxes	12,716,659.05
Collection of Taxes	79,868.00	Taxes from Public Utilities	2,090,355.00	County Library Taxes	
Planning, Housing & Development	74,539.00	Other Miscellaneous Tax Revenues	226,288.00	Local Municipal Purpose Taxes	1,432,741.95
Human Resources	40,300.00	State Aid Revenues	218,923.61	Veteran & Senior Citizen Taxes	202,275.00
Elections	5,200.00	Federal Aid Revenues		Total Taxes for Rate Computation	30,630,755.00
General Administration (other)	585,119.00	State and Local Fiscoal Assistance Act Utilized	311,744.80	Special District Taxes	
JUDICIARY		Sale of Acquired Property		Bank Corp. Taxes	66,258.50
Municipal Courts	78,326.00	Other Miscellaneous Revenues	1,941,711.45	Added and Omitted Taxes	277,812.08
PUBLIC SAFETY		Total	35,527,344.03	Total Taxes Levied - ABSTRACT	30,772,550.58
Fire Protection	173,581.00	Prior Years Surplus Appropriated	1,342,500.00	Total Taxes Billed	30,741,735.68
Police Protection	1,560,042.32	REVENUES TOTAL	37,269,844.03	1982 TAXES COLLECTED	30,272,611.08
Civil Defense & Disaster Control	7,000.00	Reserve For Uncollected Taxes	795,260.37	1982 Taxes Cancelled, Abated or Adjusted	15,251.44
Environmental Inspection & Control	50,933.00	CAPITAL OUTLAY TOTAL	2,207,971.97	Transfer to Tax Title Liens or Foreclosed	12,644.28
Other Public Sotety				Balance Outstanding Dec. 31, 1982	441,228.88
PUBLIC WORKS				PRIOR YEARS TAXES OUTSTANDING	
Streets and Drainage	731,769.80	Public Enterprises	45,467.00	Balance January 1, 1982	443,428.67
Sewers and Sewage Processing	571,940.00	Recreation—Culture		Collected in 1982	431,177.64
Garbage and Trash Disposol		Public Works	2,162,504.97	Cancelled, Abated or Adjusted 1982	441.89
Public Buildings and Grounds	228,247.00	Buildings and Grounds		Transfers to Tax Title Liens or Foreclosed	11,604.90
Other Public Works	40,000.00	Library and Education		Balance December 31, 1982	204.24
HEALTH and WELFARE		Conservation		TAX TITLE LIENS OUTSTANDING	
Health Services Except Environmental	167,782.00	All Other		Balance January 1, 1982	26,972.24
Welfare-Public Assistance	8,915.00	CAPITAL DEBT AUTHORIZED, DECEMBER 31, 1982		Transfer From Taxes	25,525.54
Hospitals, Clinics, First Aid		ISSUED AND UNISSUED		Redeemed in 1982	27,631.05
Animol, Insect, & Rodent Control		School	184,000	Cancelled, Abated or Adjusted (1982)	
Other Welfare Services		Self-liquidating	655,000	Transfers to Foreclosed Property	77.41
RECREATION and CONSERVATION		Other	3,178,351	Balance December 31, 1982	24,789.32
Beaches and Boardwalks		Total	4,017,351	PROPERTY ACQUIRED BY DEED OR FORECLOSURE	
Parks, Playgrounds, Shade Trees	83,150.00	ISSUED AND OUTSTANDING		Balance January 1, 1982	300,852.79
Land Reclamation & Conservation	177,000.00	School	184,000.00	Transfers From Taxes or Liens	97.21
Other Recreational Services	493,422.00	Self-Liquidating	625,000.00	Sale for Cash (1982)	
EDUCATION (excluding schools)		Other	1,564,000.00	Cancelled, Abated or Adjusted (1982)	
Libraries	530,000.00	Total	2,373,000.00	Balance December 31, 1982	300,950.00
Other Educational Services		EQUALIZED VALUATION BASIS		CURRENT FINANCES DECEMBER 31, 1982	
STATUTORY EXPENDITURES		FOR NET DEBT COMPUTATION	1,138,157,549	ASSETS	
Pensions & F. I. C. A.	503,800.00	REAL PROPERTY VALUATIONS		Cash Dec. 31, 1982	5,341,303.43
Employee Fringe Benefits	142,500.00	Code Class # of Parcels % VAL'N		Taxes Receivable	441,433.12
Other Statutory Expenditures	25,000.00	1 Vacant Land 413 3.98	30,268,100.00	Tax Title Liens	24,789.32
CETA And Other Public Employment Programs		2 Residential 8493 73.98	562,325,900.00	Foreclosed Property	300,950.00
MUNICIPAL FUNCTIONS TOTAL	6,519,386.12	3 Form 10 .02	109,000.00	Emergencies & Other Deferred Charges	25,892.32
CAPITAL IMPROVEMENTS *MEMO*	100,000.00	4a Commercial 223 19.32	146,852,100.00	State and Federal Aid Receivable	
DEBT SERVICE		4b Industrial 48 2.70	20,556,100.00	Other Receivables	272,237.00
Principal Payments	120,000.00	4c Apartments		Total	6,406,605.19
Interest Payments	38,434.00	Total	9187	760,151,200.00	LIABILITIES, RESERVES, AND SURPLUS
DEFERRED CHARGES		Land Area 14.00 Sq. Miles		Cash Liabilities	3,792,390.23
SCHOOL, COUNTY, SPECIAL DISTRICT TAXES	28,995,738.05	Net Valuation Taxable-Municipal	769,291,000	Reserves for Receivables	1,038,819.44
RESERVE FOR UNCOLLECTED TAXES	795,260.37	Net Valuation Taxable-County	1,156,612,513	Surplus Dec. 31, 1982	1,575,395.52
EXPENDITURES TOTAL	36,468,818.54	State Equalized Valuation	1,286,704,842	Total	6,406,605.19
		State Equalization Ratio	59.50		

Population 1980 369  
 Population 1982 367  
 S & P Rating  
 Moody Rating

General Tax Rate Per \$100.  
 State Equalized Tax Rate 3.12  
 2.84

**LOCH ARBOUR VILLAGE - MONMOUTH CO.**  
**Form of Government:**  
**Village Board of Trustees**  
**Number of Members on Governing Body - 5**

PER CAPITA:  
 Gross Debt 771.73  
 Net Debt 388.69  
 Debt Service 48.01  
 Total Tax Levy 981.60  
 Municipal Expenditures 790.29

PER CENT:  
 Gross Debt 2.51  
 Net Debt 1.27  
 Tax Levy Collected 96.67  
 Tax Levy Cancelled, Abated or Adjusted .03

EXPENDITURES		REVENUES-REALIZED		1982 PROPERTY TAX	
<b>GENERAL GOVERNMENT</b>				<b>STATE EQUALIZED TAX RATE</b> → 1.25	
Governing Body & Public Boards		1982 Property Taxes Collected	348,264.45	Local District School Taxes	158,645.57
Municipal Clerk		1982 Payments in Lieu of Taxes		Regional & Consolidated School Tax	
Financial Administration	12,240.00	Delinquent Tax & Lien Collections	9,787.57	School Taxes in Municipal Budget	
Assessment of Taxes	1,100.00	Business Personalty Replacement Taxes	4,101.40	County Taxes	56,820.70
Collection of Taxes	4,615.00	Taxes from Public Utilities	20,096.00	County Library Taxes	2,180.25
Planning, Housing & Development	2,556.00	Other Miscellaneous Tax Revenues		Local Municipal Purpose Taxes	142,602.00
Human Resources		State Aid Revenues	3,295.12	Veteran & Senior Citizen Taxes	2,800.00
Elections		Federal Aid Revenues		Total Taxes for Rate Computation	363,048.52
General Administration (other)	33,531.98	State and Local Fiscal Assistance Act Utilized	4,745.00	Special District Taxes	
<b>JUDICIARY</b>		Sale of Acquired Property		Bank Corp. Taxes	
Municipal Courts	4,433.00	Other Miscellaneous Revenues	66,054.29	Added and Omitted Taxes	
<b>PUBLIC SAFETY</b>		Total	456,343.83	Total Taxes Levied - ABSTRACT	360,248.52
Fire Protection	8,200.00	Prior Years Surplus Appropriated	90,000.00	Total Taxes Billed	360,248.52
Police Protection	66,857.00	REVENUES TOTAL	546,343.83	1982 TAXES COLLECTED	348,264.45
Civil Defense & Disaster Control		Reserve For Uncollected Taxes	28,889.65	1982 Taxes Cancelled, Abated or Adjusted	102.96
Environmental Inspection & Control	427.03	CAPITAL OUTLAY TOTAL	32,353.56	Transfer to Tax Title Liens or Foreclosed	
Other Public Safety				Balance Outstanding Dec. 31, 1982	11,881.11
<b>PUBLIC WORKS</b>				<b>PRIOR YEARS TAXES OUTSTANDING</b>	
Streets and Drainage	8,008.11	Public Enterprises		Balance January 1, 1982	9,787.57
Sewers and Sewage Processing	19,600.00	Recreation—Culture	652.51	Collected in 1982	9,787.57
Garbage and Trash Disposal	15,600.00	Public Works	30,853.30	Cancelled, Abated or Adjusted 1982	
Public Buildings and Grounds	3,015.00	Buildings and Grounds	847.75	Transfers to Tax Title Liens or Foreclosed	
Other Public Works		Library and Education		Balance December 31, 1982	
<b>HEALTH and WELFARE</b>		Conservation		<b>TAX TITLE LIENS OUTSTANDING</b>	
Health Services Except Environmental	745.00	All Other		Balance January 1, 1982	
Welfare-Public Assistance	101.00	CAPITAL DEBT AUTHORIZED, DECEMBER 31, 1982		Transfer From Taxes	
Hospitals, Clinics, First Aid		ISSUED AND UNISSUED		Redeemed in 1982	
Animal, Insect, & Rodent Control	100.00	School	140,575	Cancelled, Abated or Adjusted (1982)	
Other Welfare Services		Self-liquidating		Transfers to Foreclosed Property	
<b>RECREATION and CONSERVATION</b>		Other	142,650	Balance December 31, 1982	
Beaches and Boardwalks	23,075.00	Total	283,225	PROPERTY ACQUIRED BY DEED OR	
Parks, Playgrounds, Shade Trees				FORECLOSURE	
Land Reclamation & Conservation	1,155.00	ISSUED AND OUTSTANDING		Balance January 1, 1982	
Other Recreational Services		School	140,575.00	Transfers From Taxes or Liens	
<b>EDUCATION (excluding schools)</b>		Self-Liquidating	101,476.73	Sale for Cash (1982)	
Libraries		Other	242,051.73	Cancelled, Abated or Adjusted (1982)	
Other Educational Services		Total	242,051.73	Balance December 31, 1982	
<b>STATUTORY EXPENDITURES</b>		EQUALIZED VALUATION BASIS		<b>CURRENT FINANCES DECEMBER 31, 1982</b>	
Pensions & F. I. C. A.	5,731.44	FOR NET DEBT COMPUTATION	11,267,814	ASSETS	
Employee Fringe Benefits		REAL PROPERTY VALUATIONS		Cash Dec. 31, 1982	133,048.48
Other Statutory Expenditures	200.00	Code Class # of Parcels % VAL'N	ASSESSED VALUATION	Taxes Receivable	11,881.11
CETA And Other Public Employment Programs		1 Vacant Land 7 1.92	220,200.00	Tax Title Liens	
<b>MUNICIPAL FUNCTIONS TOTAL</b>	231,290.56	2 Residential 134 89.75	10,272,300.00	Foreclosed Property	
<b>CAPITAL IMPROVEMENTS *MEMO*</b>	2,000.00	3 Farm		Emergencies & Other Deferred Charges	2,000.00
<b>DEBT SERVICE</b>		4a Commercial 6 7.98	912,800.00	State and Federal Aid Receivable	
Principal Payments	8,500.00	4b Industrial		Other Receivables	212.50
Interest Payments	9,119.97	4c Apartments 1 .35	40,400.00	Total	147,142.09
		Total 148	11,445,700.00	<b>LIABILITIES, RESERVES, AND SURPLUS</b>	
<b>DEFERRED CHARGES</b>	12,237.82	Land Area .10 Sq. Miles		Cash Liabilities	48,107.22
<b>SCHOOL, COUNTY, SPECIAL DISTRICT TAXES</b>	217,646.52	Net Valuation Taxable-Municipal	11,546,456	Reserves for Receivables	12,093.61
<b>RESERVE FOR UNCOLLECTED TAXES</b>	28,889.65	Net Valuation Taxable-County	10,780,974	Surplus Dec. 31, 1982	86,941.26
<b>EXPENDITURES TOTAL</b>	507,684.52	State Equalized Valuation	12,657,750	Total	147,142.09
		State Equalization Ratio	91.15		



0231

Population 1980 **23,956**  
 Population 1982 **23,718**  
 S & P Rating  
 Moody Rating **A**

General Tax Rate Per \$100.

**3.14**  
 State Equalized Tax Rate  
**2.62**

**LODI BOROUGH - BERGEN COUNTY****Form of Government:****Mayor-Council Plan B (OMCL 50)****Number of Members on Governing Body - 7****PER CAPITA:**

Gross Debt **614.33**  
 Net Debt **448.99**  
 Debt Service **48.38**  
 Total Tax Levy **567.03**  
 Municipal Expenditures **297.65**

**PER CENT:**

Gross Debt **3.22**  
 Net Debt **2.36**  
 Tax Levy Collected **95.91**  
 Tax Levy Cancelled, Abated or Adjusted **.59**

EXPENDITURES		REVENUES-REALIZED		1982 PROPERTY TAX	
<b>GENERAL GOVERNMENT</b>				<b>STATE EQUALIZED TAX RATE</b> $\downarrow$	
Governing Body & Public Boards	34,356.72	1982 Property Taxes Collected	12,885,740.23	Local District School Taxes	1.49 7,629,287.00
Municipal Clerk	63,893.60	1982 Payments in Lieu of Taxes	9,218.42	Regional & Consolidated School Tax	
Financial Administration	44,077.01	Delinquent Tax & Lien Collections	519,119.75	School Taxes in Municipal Budget	
Assessment of Taxes	52,823.68	Business Personalty Replacement Taxes	363,124.72	County Taxes	.33 1,681,842.40
Collection of Taxes	80,827.43	Taxes from Public Utilities	864,789.00	County Library Taxes	
Planning, Housing & Development	18,200.00	Other Miscellaneous Tax Revenues		Local Municipal Purpose Taxes	.79 4,063,089.00
Human Resources	108,657.69	State Aid Revenues	473,818.87	Veteran & Senior Citizen Taxes	283,425.00
Elections	14,399.57	Federal Aid Revenues		Total Taxes for Rate Computation	2.61 13,657,643.40
General Administration (other)	564,246.00	State and Local Fiscal Assistance Act Utilized	241,119.00	Special District Taxes	
<b>JUDICIARY</b>		Sole of Acquired Property		Bank Corp. Taxes	32,983.11
Municipal Courts	75,401.18	Other Miscellaneous Revenues	917,865.36	Added and Omitted Taxes	41,650.57
<b>PUBLIC SAFETY</b>		Total	16,274,795.35	Total Taxes Levied - ABSTRACT	13,448,852.08
Fire Protection	115,200.00	Prior Years Surplus Appropriated	525,000.00	Total Taxes Billed	13,434,629.94
Police Protection	1,074,911.89	REVENUES TOTAL	16,759,795.35	1982 TAXES COLLECTED	12,885,740.23
Civil Defense & Disaster Control	600.00	Reserve For Uncollected Taxes	666,625.71	1982 Taxes Cancelled, Abated or Adjusted	79,216.88
Environmental Inspection & Control	168,035.75	<b>CAPITAL OUTLAY TOTAL</b>	<b>2,334,142.29</b>	Transfer to Tax Title Liens or Foreclosed	23,278.16
Other Public Safety		Public Enterprises	362,651.92	Balance Outstanding Dec. 31, 1982	446,394.67
<b>PUBLIC WORKS</b>		Recreation—Culture	1,610,190.93	<b>PRIOR YEARS TAXES OUTSTANDING</b>	
Streets and Drainage	326,862.46	Public Works	318,617.87	Balance January 1, 1982	472,463.06
Sewers and Sewage Processing	558,522.89	Buildings and Grounds	42,681.57	Collected in 1982	453,786.74
Gorbage and Trash Disposal	426,055.50	Library and Education		Cancelled, Abated or Adjusted 1982	
Public Buildings and Grounds	149,684.21	Conservation		Transfers to Tax Title Liens or Foreclosed	18,676.32
Other Public Works	102,750.00	All Other		Balance December 31, 1982	
<b>HEALTH and WELFARE</b>		<b>CAPITAL DEBT AUTHORIZED, DECEMBER 31, 1982</b>		<b>TAX TITLE LIENS OUTSTANDING</b>	
Health Services Except Environmental	28,381.86	ISSUED AND UNISSUED GROSS DEBT NET DEBT		Balance January 1, 1982	95,474.58
Welfare-Public Assistance	30,000.00	School 3,418,000	1,547,900	Transfer From Taxes	29,341.38
Hospitals, Clinics, First Aid	46,307.00	Self-liquidating 1,547,900	9,101,300	Redeemed in 1982	65,333.01
Animal, Insect, & Rodent Control		Other 9,604,800	10,649,200	Cancelled, Abated or Adjusted (1982)	
Other Welfare Services	32,090.85	Total 14,570,700		Transfers to Foreclosed Property	
<b>RECREATION and CONSERVATION</b>		<b>ISSUED AND OUTSTANDING</b>		Balance December 31, 1982	59,482.95
Beaches and Boardwalks		School 3,418,000.00		<b>PROPERTY ACQUIRED BY DEED OR FORECLOSURE</b>	
Parks, Playgrounds, Shade Trees	19,883.87	Self-liquidating 1,282,500.00		Balance January 1, 1982	18,247.50
Land Reclamation & Conservation		Other 8,809,100.00		Transfers From Taxes or Liens	
Other Recreational Services	63,570.12	Total 13,509,600.00		Sale for Cash (1982)	
<b>EDUCATION (excluding schools)</b>		<b>EQUALIZED VALUATION BASIS FOR NET DEBT COMPUTATION</b>	<b>452,059,576</b>	Cancelled, Abated or Adjusted (1982)	
Libraries	175,000.00	<b>REAL PROPERTY VALUATIONS</b>		Balance December 31, 1982	18,247.50
Other Educational Services		Code Class # of Parcels % VAL'N ASSESSED VALUATION		<b>CURRENT FINANCES DECEMBER 31, 1982</b>	
<b>STATUTORY EXPENDITURES</b>		1 Vacant Land 322 1.57 6,642,100.00		<b>ASSETS</b>	
Pensions & F. I. C. A.	432,476.22	2 Residential 4170 58.45 246,992,800.00		Cash Dec. 31, 1982	1,770,061.68
Employee Fringe Benefits	197,207.95	3 Farm 64,202,800.00		Taxes Receivable	446,394.67
Other Statutory Expenditures	27,500.00	4a Commercial 299 15.19 54,712,400.00		Tax Title Liens	59,482.95
CETA And Other Public Employment Programs		4b Industrial 126 12.95 50,044,200.00		Foreclosed Property	18,247.50
<b>MUNICIPAL FUNCTIONS TOTAL</b>	<b>5,031,923.45</b>	4c Apartments 83 11.84 422,594,300.00		Emergencies & Other Deferred Charges	224,267.58
<b>CAPITAL IMPROVEMENTS *MEMO*</b>	<b>25,000.00</b>	Total 5000		State and Federal Aid Receivable	3,442.14
<b>DEBT SERVICE</b>		Land Area 2.20 Sq. Miles		Other Receivables	103,461.96
Principal Payments	335,100.00	Net Valuation Taxable-Municipal	426,110,012	Total	2,625,358.48
Interest Payments	812,329.12	Net Valuation Taxable-County	456,559,489	<b>LIABILITIES, RESERVES, AND SURPLUS</b>	
<b>DEFERRED CHARGES</b>	<b>213,750.49</b>	State Equalized Valuation	510,779,518	Cash Liabilities	736,078.60
<b>SCHOOL, COUNTY, SPECIAL DISTRICT TAXES</b>	<b>9,311,129.40</b>	State Equalization Ratio	83.31	Reserves for Receivables	627,092.67
<b>RESERVE FOR UNCOLLECTED TAXES</b>	<b>666,625.71</b>			Surplus Dec. 31, 1982	1,262,187.21
<b>EXPENDITURES TOTAL</b>	<b>16,370,858.17</b>			Total	2,625,358.48

0809

Population 1980 **3,078**  
 Population 1982 **3,311**  
 S & P Rating  
 Moody Rating

General Tax Rate Per \$100.

2.51  
 State Equalized Tax Rate  
 1.97

**LOGAN TWP. - GLOUCESTER CO.****Form of Government:****Township Committee****Number of Members on Governing Body - 3****PER CAPITA:**

Gross Debt **107.71**  
 Net Debt **101.97**  
 Debt Service **3.05**  
 Total Tax Levy **640.84**  
 Municipal Expenditures **307.48**

**PER CENT:**

Gross Debt **.38**  
 Net Debt **.36**  
 Tax Levy Collected **97.75**  
 Tax Levy Cancelled, Abated  
 or Adjusted **.12**

EXPENDITURES		REVENUES-REALIZED		1982 PROPERTY TAX	
<b>GENERAL GOVERNMENT</b>				STATE EQUALIZED TAX RATE <b>1.25</b>	
Governing Body & Public Boards	6,807.00	1982 Property Taxes Collected		Local District School Taxes	1,301,869.50
Municipal Clerk	17,350.08	1982 Payments in Lieu of Taxes		Regional & Consolidated School Tax	
Financial Administration	14,268.00	Delinquent Tax & Lien Collections		School Taxes in Municipal Budget	
Assessment of Taxes	13,675.00	Business Personalty Replacement Taxes		County Taxes	647,199.98
Collection of Taxes	16,509.00	Taxes from Public Utilities		County Library Taxes	18,007.79
Planning, Housing & Development	12,686.00	Other Miscellaneous Tax Revenues		Local Municipal Purpose Taxes	80,000.00
Human Resources		State Aid Revenues		Veteran & Senior Citizen Taxes	32,275.00
Elections	2,000.00	Federal Aid Revenues		Total Taxes for Rate Computation	2,079,352.27
General Administration (other)	95,660.03	State and Local Fiscal Assistance Act Utilized		Special District Taxes	
<b>JUDICIARY</b>		Sale of Acquired Property		Bank Corp. Taxes	1,384.90
Municipal Courts	30,002.00	Other Miscellaneous Revenues		Added and Omitted Taxes	73,352.61
<b>PUBLIC SAFETY</b>		Total		Total Taxes Levied - ABSTRACT	2,121,814.78
Fire Protection	80,604.00	Prior Years Surplus Appropriated		Total Taxes Billed	2,127,695.27
Police Protection	232,390.75	REVENUES		1982 TAXES COLLECTED	2,079,913.45
Civil Defense & Disaster Control	214.83	Reserve For Uncollected Taxes		1982 Taxes Cancelled, Abated or Adjusted	2,467.89
Environmental Inspection & Control	28,712.38	CAPITAL OUTLAY		Transfer to Tax Title Liens or Foreclosed	10,601.93
Other Public Safety		TOTAL		Balance Outstanding Dec. 31, 1982	34,712.00
<b>PUBLIC WORKS</b>				<b>PRIOR YEARS TAXES OUTSTANDING</b>	
Streets and Drainage	70,078.00	Public Enterprises		Balance January 1, 1982	100,744.96
Sewers and Sewage Processing		Recreation—Culture		Collected in 1982	92,511.92
Garbage and Trash Disposal	105,000.00	Public Works		Cancelled, Abated or Adjusted 1982	336.61
Public Buildings and Grounds	22,000.00	Buildings and Grounds		Transfers to Tax Title Liens or Foreclosed	260.55
Other Public Works		Library and Education		Balance December 31, 1982	7,635.88
<b>HEALTH and WELFARE</b>		Conservation		<b>TAX TITLE LIENS OUTSTANDING</b>	
Health Services Except Environmental	31,800.00	All Other		Balance January 1, 1982	26,026.16
Welfare-Public Assistance	2,860.00	CAPITAL DEBT AUTHORIZED, DECEMBER 31, 1982		Transfer From Taxes	10,893.57
Hospitals, Clinics, First Aid		ISSUED AND UNISSUED		Redeemed in 1982	748.36
Animal, Insect, & Rodent Control	2,200.00	GROSS DEBT		Cancelled, Abated or Adjusted (1982)	1,661.34
Other Welfare Services		NET DEBT		Transfers to Foreclosed Property	
<b>RECREATION and CONSERVATION</b>				Balance December 31, 1982	34,510.03
Beaches and Boardwalks		SCHOOL		<b>PROPERTY ACQUIRED BY DEED OR FORECLOSURE</b>	
Parks, Playgrounds, Shade Trees	2,200.00	Self-Liquidating		Balance January 1, 1982	6,755.00
Land Reclamation & Conservation	870.00	Other		Transfers From Taxes or Liens	
Other Recreational Services	800.00	Total		Sale for Cash (1982)	
<b>EDUCATION (excluding schools)</b>				Cancelled, Abated or Adjusted (1982)	
Libraries		ISSUED AND OUTSTANDING		Balance December 31, 1982	6,755.00
Other Educational Services		SCHOOL		<b>CURRENT FINANCES DECEMBER 31, 1982</b>	
<b>STATUTORY EXPENDITURES</b>		Self-Liquidating		<b>ASSETS</b>	
Pensions & F. I. C. A.	36,421.30	Other		Cash Dec. 31, 1982	700,793.85
Employee Fringe Benefits		Total		Taxes Receivable	42,347.88
Other Statutory Expenditures	3,093.00			Tax Title Liens	34,510.03
<b>CETA And Other Public Employment Programs</b>		EQUALIZED VALUATION BASIS		Foreclosed Property	6,755.00
<b>MUNICIPAL FUNCTIONS</b>		FOR NET DEBT COMPUTATION		Emergencies & Other Deferred Charges	9,425.37
<b>CAPITAL IMPROVEMENTS</b>		REAL PROPERTY VALUATIONS		State and Federal Aid Receivable	11,372.36
<b>DEBT SERVICE</b>				Other Receivables	27,180.54
Principal Payments		Code Class # of Parcels % VAL'N		Total	832,385.03
Interest Payments	10,087.65	ASSESSED VALUATION		<b>LIABILITIES, RESERVES, AND SURPLUS</b>	
<b>DEFERRED CHARGES</b>				Cash Liabilities	429,223.81
SCHOOL, COUNTY, SPECIAL DISTRICT TAXES	83,770.34	1 Vacant Land 749 11.63		Reserves for Receivables	110,793.45
RESERVE FOR UNCOLLECTED TAXES	1,967,077.27	2 Residential 1121 49.52		Surplus Dec. 31, 1982	292,367.77
EXPENDITURES		3 Farm 254 5.25		Total	832,385.03
<b>TOTAL</b>	<b>2,585,136.63</b>	4a Commercial 72 20.26			
		4b Industrial 6 13.34			
		4c Apartments			
		Total 2202			
		Land Area 23.42 Sq. Miles			
		Net Valuation Taxable-Municipal			
		Net Valuation Taxable-County			
		State Equalized Valuation			
		State Equalization Ratio			



1517

Population 1980 **3,488**  
 Population 1982 **3,781**  
 S & P Rating  
 Moody Rating

General Tax Rate Per \$100.

**1.72**

State Equalized Tax Rate

**.95****LONG BEACH TWP. - OCEAN CO.****Form of Government:****Commission (1911)****Number of Members on Governing Body - 3****PER CAPITA:**

Gross Debt **916.32**  
 Net Debt **600.74**  
 Debt Service **31.69**  
 Total Tax Levy **2,120.00**  
 Municipal Expenditures **1,027.74**

**PER CENT:**

Gross Debt **.49**  
 Net Debt **.32**  
 Tax Levy Collected **94.32**  
 Tax Levy Cancelled, Abated  
 or Adjusted

EXPENDITURES		REVENUES-REALIZED		1982 PROPERTY TAX	
<b>GENERAL GOVERNMENT</b>				<b>STATE EQUALIZED TAX RATE</b> →	
Governing Body & Public Boards		1982 Property Taxes Collected	<b>7,558,820.27</b>	Local District School Taxes	<b>.09</b> <b>710,848.25</b>
Municipal Clerk	<b>51,282.09</b>	1982 Payments in Lieu of Taxes		Regional & Consolidated School Tax	<b>.27</b> <b>2,254,761.28</b>
Financial Administration	<b>10,300.00</b>	Delinquent Tax & Lien Collections	<b>429,758.67</b>	School Taxes in Municipal Budget	
Assessment of Taxes	<b>53,700.00</b>	Business Personalty Replacement Taxes	<b>26,800.41</b>	County Taxes	<b>.37</b> * <b>3,078,097.87</b>
Collection of Taxes	<b>68,881.39</b>	Taxes from Public Utilities	<b>663,105.00</b>	County Library Taxes	<b>.02</b> <b>191,978.17</b>
Planning, Housing & Development	<b>51,600.00</b>	Other Miscellaneous Tax Revenues		Local Municipal Purpose Taxes	<b>.20</b> <b>1,631,000.00</b>
Human Resources	<b>3,000.00</b>	State Aid Revenues	<b>23,898.32</b>	Veteran & Senior Citizen Taxes	<b>79,600.00</b>
Elections	<b>3,000.00</b>	Federal Aid Revenues		Total Taxes for Rate Computation	<b>.95</b> <b>7,946,285.57</b>
General Administration (other)	<b>221,181.47</b>	State and Local Fiscal Assistance Act Utilized	<b>54,045.48</b>	Special District Taxes	
<b>JUDICIARY</b>		Sale of Acquired Property		Bank Corp. Taxes	<b>1,682.63</b>
Municipal Courts	<b>35,692.68</b>	Other Miscellaneous Revenues	<b>738,180.78</b>	Added and Omitted Taxes	<b>147,370.01</b>
<b>PUBLIC SAFETY</b>		Total	<b>9,534,608.93</b>	Total Taxes Levied - ABSTRACT	<b>8,015,738.21</b>
Fire Protection	<b>58,000.00</b>	Prior Years Surplus Appropriated	<b>700,000.00</b>	Total Taxes Billed	<b>8,014,055.58</b>
Police Protection	<b>920,798.00</b>	REVENUES TOTAL	<b>10,234,608.93</b>	1982 TAXES COLLECTED	<b>7,558,820.27</b>
Civil Defense & Disaster Control	<b>1,600.00</b>	Reserve For Uncollected Taxes	<b>546,200.00</b>	1982 Taxes Cancelled, Abated or Adjusted	
Environmental Inspection & Control	<b>46,999.05</b>	CAPITAL OUTLAY TOTAL	<b>301,233.34</b>	Transfer to Tax Title Liens or Foreclosed	
Other Public Safety				Balance Outstanding Dec. 31, 1982	<b>455,235.31</b>
<b>PUBLIC WORKS</b>				<b>PRIOR YEARS TAXES OUTSTANDING</b>	
Streets and Drainage	<b>478,788.39</b>	Public Enterprises		Balance January 1, 1982	<b>425,885.03</b>
Sewers and Sewage Processing		Recreation—Culture		Collected in 1982	<b>425,885.03</b>
Garbage and Trash Disposal	<b>318,845.52</b>	Public Works	<b>273,627.57</b>	Cancelled, Abated or Adjusted 1982	
Public Buildings and Grounds	<b>56,176.43</b>	Buildings and Grounds	<b>27,605.37</b>	Transfers to Tax Title Liens or Foreclosed	
Other Public Works		Library and Education		Balance December 31, 1982	
<b>HEALTH and WELFARE</b>		Conservation		TAX TITLE LIENS OUTSTANDING	
Health Services Except Environmental	<b>160,500.00</b>	All Other		Balance January 1, 1982	<b>20,964.08</b>
Welfare-Public Assistance	<b>2,300.00</b>	CAPITAL DEBT AUTHORIZED, DECEMBER 31, 1982		Transfer From Taxes	
Hospitals, Clinics, First Aid	<b>7,650.00</b>	ISSUED AND UNISSUED GROSS DEBT NET DEBT		Redeemed in 1982	<b>3,873.64</b>
Animal, Insect, & Rodent Control	<b>4,200.00</b>	School <b>1,002,304</b>		Cancelled, Abated or Adjusted (1982)	
Other Welfare Services	<b>200.00</b>	Self-Liquidating <b>190,900</b>		Transfers to Foreclosed Property	
<b>RECREATION and CONSERVATION</b>		Other <b>2,271,403</b>	<b>2,271,403</b>	Balance December 31, 1982	<b>17,090.44</b>
Beaches and Boardwalks	<b>278,244.88</b>	Total <b>3,464,607</b>	<b>2,271,403</b>	PROPERTY ACQUIRED BY DEED OR	
Parks, Playgrounds, Shade Trees		ISSUED AND OUTSTANDING		FORECLOSURE	
Land Reclamation & Conservation	<b>150.00</b>	School <b>1,002,304.00</b>		Balance January 1, 1982	<b>5,400.00</b>
Other Recreational Services	<b>16,957.82</b>	Self-Liquidating <b>187,000.00</b>		Transfers From Taxes or Liens	
<b>EDUCATION (excluding schools)</b>		Other <b>1,304,000.00</b>		Sale for Cash (1982)	
Libraries	<b>750.00</b>	Total <b>2,493,304.00</b>		Cancelled, Abated or Adjusted (1982)	
Other Educational Services	<b>300.00</b>	EQUALIZED VALUATION BASIS		Balance December 31, 1982	<b>5,400.00</b>
<b>STATUTORY EXPENDITURES</b>		FOR NET DEBT COMPUTATION	<b>704,633,096</b>	<b>CURRENT FINANCES DECEMBER 31, 1982</b>	
Pensions & F. I. C. A.	<b>255,185.09</b>	REAL PROPERTY VALUATIONS		ASSETS	
Employee Fringe Benefits	<b>64,780.67</b>	Code Class # of Parcels % VAL'N		Cash Dec. 31, 1982	<b>2,161,836.76</b>
Other Statutory Expenditures	<b>22,000.00</b>	1 Vacant Land <b>1170 7.65</b>	<b>34,848,880.00</b>	Taxes Receivable	<b>455,235.31</b>
CETA And Other Public Employment Programs		2 Residential <b>6314 86.40</b>	<b>393,538,300.00</b>	Tax Title Liens	<b>17,090.44</b>
<b>MUNICIPAL FUNCTIONS</b>	<b>3,193,063.48</b>	3 Farm		Foreclosed Property	<b>5,400.00</b>
<b>CAPITAL IMPROVEMENTS</b> *MEMO*	<b>25,000.00</b>	4a Commercial <b>161 5.34</b>	<b>24,325,150.00</b>	Emergencies & Other Deferred Charges	
<b>DEBT SERVICE</b>		4b Industrial		State and Federal Aid Receivable	<b>2,171.94</b>
Principal Payments	<b>32,000.00</b>	4c Apartments <b>29 .61</b>	<b>2,770,800.00</b>	Other Receivables	<b>68,350.01</b>
Interest Payments	<b>87,834.00</b>	Total <b>7674</b>	<b>455,483,130.00</b>	Total	<b>3,710,084.46</b>
<b>DEFERRED CHARGES</b>	<b>26,800.00</b>	Land Area <b>4.30</b> Sq. Miles		<b>LIABILITIES, RESERVES, AND SURPLUS</b>	
<b>SCHOOL, COUNTY, SPECIAL DISTRICT TAXES</b>	<b>6,235,685.57</b>	Net Valuation Taxable-Municipal	<b>457,735,506</b>	Cash Liabilities	<b>2,266,733.88</b>
<b>RESERVE FOR UNCOLLECTED TAXES</b>	<b>546,200.00</b>	Net Valuation Taxable-County	<b>719,771,493</b>	Reserves for Receivables	<b>546,075.76</b>
<b>EXPENDITURES</b> TOTAL	<b>10,121,583.05</b>	State Equalized Valuation	<b>830,102,485</b>	Surplus Dec. 31, 1982	<b>897,274.82</b>
		State Equalization Ratio	<b>55.02</b>	Total	<b>3,710,084.46</b>

1325

Population 1980 29,819  
 Population 1982 29,649  
 S & P Rating AAA  
 Moody Rating A

General Tax Rate Per \$100.

4.67  
 State Equalized Tax Rate  
 2.98

## LONG BRANCH CITY - MONMOUTH CO.

## Form of Government:

Mayor-Council Plan A (OMCL 50)

Number of Members on Governing Body - 5

## PER CAPITA:

Gross Debt 388.09  
 Net Debt 247.77  
 Debt Service 50.57  
 Total Tax Levy 500.81  
 Municipal Expenditures 366.52

## PER CENT:

Gross Debt 2.61  
 Net Debt 1.67  
 Tax Levy Collected 92.38  
 Tax Levy Cancelled, Abated or Adjusted 1.12

EXPENDITURES		REVENUES-REALIZED		1982 PROPERTY TAX	
GENERAL GOVERNMENT				STATE EQUALIZED TAX RATE $\rightarrow$	
Governing Body & Public Boards	42,652.00	1982 Property Taxes Collected		Local District School Taxes 1.53	7,459,395.50
Municipal Clerk	89,197.00	1982 Payments in Lieu of Taxes		Regional & Consolidated School Tax	
Financial Administration	120,490.00	Delinquent Tax & Lien Collections		School Taxes in Municipal Budget .04	203,856.50
Assessment of Taxes	46,860.00	Business Personalty Replacement Taxes		County Taxes .50	2,435,108.55
Collection of Taxes	64,184.00	Taxes from Public Utilities		County Library Taxes	
Planning, Housing & Development	47,907.00	Other Miscellaneous Tax Revenues		Local Municipal Purpose Taxes .91	4,461,948.99
Human Resources	748,382.00	State Aid Revenues		Veteran & Senior Citizen Taxes	194,750.00
Elections		Federal Aid Revenues		Total Taxes for Rate Computation 2.98	14,795,059.54
General Administration (other)	1,133,113.25	State and Local Fiscal Assistance Act Utilized		Special District Taxes	
JUDICIARY		Sale of Acquired Property		Bank Corp. Taxes	35,333.07
Municipal Courts	50,233.00	Other Miscellaneous Revenues		Added and Omitted Taxes	212,746.69
PUBLIC SAFETY		Total		Total Taxes Levied - ABSTRACT	14,848,389.30
Fire Protection	681,204.00	Prior Years Surplus Appropriated		Total Taxes Billed	14,810,550.63
Police Protection	1,835,508.84	REVENUES		1982 TAXES COLLECTED	13,682,222.34
Civil Defense & Disaster Control	4,625.00	Reserve For Uncollected Taxes		1982 Taxes Cancelled, Abated or Adjusted	166,035.25
Environmental Inspection & Control	57,089.00	CAPITAL OUTLAY		Transfer to Tax Title Liens or Foreclosed	81,927.92
Other Public Safety		TOTAL		Balance Outstanding Dec. 31, 1982	880,365.12
PUBLIC WORKS				PRIOR YEARS TAXES OUTSTANDING	
Streets and Drainage	760,035.00	Public Enterprises		Balance January 1, 1982	623,191.62
Sewers and Sewage Processing	359,150.00	Recreation—Culture		Collected in 1982	470,253.87
Garbage and Trash Disposal		Public Works		Cancelled, Abated or Adjusted 1982	3,033.73
Public Buildings and Grounds	385,048.00	Buildings and Grounds		Transfers to Tax Title Liens or Foreclosed	44,478.26
Other Public Works	52,250.00	Library and Education		Balance December 31, 1982	105,425.76
HEALTH and WELFARE		Conservation		TAX TITLE LIENS OUTSTANDING	
Health Services Except Environmental	220,230.90	All Other		Balance January 1, 1982	170,816.59
Welfare-Public Assistance	52,717.00	CAPITAL DEBT AUTHORIZED, DECEMBER 31, 1982		Transfer From Taxes	132,404.83
Hospitals, Clinics, First Aid		ISSUED AND UNISSUED		Redeemed in 1982	77,686.61
Animal, Insect, & Rodent Control		GROSS DEBT		Cancelled, Abated or Adjusted (1982)	4,435.41
Other Welfare Services		NET DEBT		Transfers to Foreclosed Property	7,741.76
RECREATION and CONSERVATION				Balance December 31, 1982	213,357.64
Beaches and Boardwalks		SCHOOL		PROPERTY ACQUIRED BY DEED OR	
Parks, Playgrounds, Shade Trees	74,396.00	Self-liquidating		FORECLOSURE	
Land Reclamation & Conservation	132,080.00	Other		Balance January 1, 1982	1,934,708.24
Other Recreational Services	120,493.00	Total		Transfers From Taxes or Liens	7,741.76
EDUCATION (excluding schools)				Sale for Cash (1982)	
Libraries	189,050.00	ISSUED AND OUTSTANDING		Cancelled, Abated or Adjusted (1982)	173,800.00
Other Educational Services		SCHOOL		Balance December 31, 1982	1,768,650.00
STATUTORY EXPENDITURES		Self-Liquidating		CURRENT FINANCES DECEMBER 31, 1982	
Pensions & F. I. C. A.	724,872.98	Other		ASSETS	
Employee Fringe Benefits	270,465.00	Total		Cash Dec. 31, 1982	2,249,508.68
Other Statutory Expenditures	35,000.00			Taxes Receivable	985,790.88
CETA And Other Public Employment Programs		EQUALIZED VALUATION BASIS		Tax Title Liens	213,357.64
MUNICIPAL FUNCTIONS		FOR NET DEBT COMPUTATION		Foreclosed Property	1,768,650.00
CAPITAL IMPROVEMENTS *MEMO*	40,000.00	REAL PROPERTY VALUATIONS		Emergencies & Other Deferred Charges	112,934.00
DEBT SERVICE		Code Class # of Parcels % VAL'N		State and Federal Aid Receivable	2,760.50
Principal Payments	840,000.00	ASSESSED VALUATION		Other Receivables	184,243.81
Interest Payments	659,451.75	1 Vacant Land 655 2.05		Total	5,517,245.51
TYPE I SCHL DEBT *MEMO	492,603.50	2 Residential 6136 68.17		LIABILITIES, RESERVES, AND SURPLUS	
DEFERRED CHARGES	120,881.00	3 Farm 6 .07		Cash Liabilities	2,088,313.04
SCHOOL, COUNTY, SPECIAL DISTRICT TAXES	10,138,360.55	4a Commercial 501 14.81		Reserves for Receivables	3,060,836.03
RESERVE FOR UNCOLLECTED TAXES	869,298.27	4b Industrial 11 .84		Surplus Dec. 31, 1982	368,096.44
EXPENDITURES		4c Apartments 157 14.05		Total	5,517,245.51
TOTAL	21,005,224.54	Total 7466			
		Land Area 5.10 Sq. Miles			
		Net Valuation Taxable-Municipal			
		Net Valuation Taxable-County			
		State Equalized Valuation			
		State Equalization Ratio			

1981/3000

\* ABOVE DEBT SERVICE INCLUDES TYPE I SCHOOL DEBT



0115

Population 1980 1,249  
 Population 1982 1,236  
 S & P Rating BBB+  
 Moody Rating BAA1

General Tax Rate Per \$100.

1.12  
 State Equalized Tax Rate  
 .88

**LONGPORT BORO. - ATLANTIC CO.****Form of Government:****Commission (1911)****Number of Members on Governing Body - 3****PER CAPITA:**

Gross Debt 991.26  
 Net Debt 991.26  
 Debt Service 72.55  
 Total Tax Levy 1,608.26  
 Municipal Expenditures 1,152.08

**PER CENT:**

Gross Debt .62  
 Net Debt .62  
 Tax Levy Collected 92.33  
 Tax Levy Cancelled, Abated  
 or Adjusted 4.00

EXPENDITURES		REVENUES-REALIZED		1982 PROPERTY TAX	
<b>GENERAL GOVERNMENT</b>				<b>STATE EQUALIZED TAX RATE</b> → .09	
Governing Body & Public Boards		1982 Property Taxes Collected	1,840,714.18	Local District School Taxes	203,565.30
Municipal Clerk	23,595.00	1982 Payments in Lieu of Taxes		Regional & Consolidated School Tax	
Financial Administration	24,390.00	Delinquent Tax & Lien Collections	83,874.62	School Taxes in Municipal Budget	
Assessment of Taxes	30,912.00	Business Personalty Replacement Taxes	6,337.00	County Taxes	* 897,119.82
Collection of Taxes	17,240.00	Taxes from Public Utilities	155,553.00	County Library Taxes	53,966.75
Planning, Housing & Development	1,810.00	Other Miscellaneous Tax Revenues		Local Municipal Purpose Taxes	824,250.00
Human Resources		State Aid Revenues	8,089.70	Veteran & Senior Citizen Taxes	25,150.00
Elections		Federal Aid Revenues		Total Taxes for Rate Computation	.87 2,004,051.87
General Administration (other)	105,524.00	State and Local Fiscal Assistance Act Utilized	12,293.00	Special District Taxes	
<b>JUDICIARY</b>		Sale of Acquired Property		Bank Corp. Taxes	3,134.13
Municipal Courts	12,200.00	Other Miscellaneous Revenues	395,332.16	Added and Omitted Taxes	5,771.34
<b>PUBLIC SAFETY</b>		Total	2,502,193.66	Total Taxes Levied - ABSTRACT	1,987,807.34
Fire Protection	16,480.00	Prior Years Surplus Appropriated	120,000.00	Total Taxes Billed	1,993,580.16
Police Protection	258,218.00	<b>REVENUES</b>	<b>TOTAL</b>	1982 TAXES COLLECTED	1,840,714.18
Civil Defense & Disaster Control	500.00	Reserve For Uncollected Taxes	134,520.98	1982 Taxes Cancelled, Abated or Adjusted	79,716.56
Environmental Inspection & Control	18,300.00	<b>CAPITAL OUTLAY</b>	<b>TOTAL</b>	Transfer to Tax Title Liens or Foreclosed	
Other Public Safety			509,449.28	Balance Outstanding Dec. 31, 1982	73,149.42
<b>PUBLIC WORKS</b>		Public Enterprises		<b>PRIOR YEARS TAXES OUTSTANDING</b>	
Streets and Drainage	36,699.00	Recreation—Culture		Balance January 1, 1982	85,170.99
Sewers and Sewage Processing	202,000.00	Public Works	509,449.28	Collected in 1982	83,874.62
Garbage and Trash Disposal	36,180.00	Buildings and Grounds		Cancelled, Abated or Adjusted 1982	
Public Buildings and Grounds	14,800.00	Library and Education		Transfers to Tax Title Liens or Foreclosed	830.33
Other Public Works	151,309.00	Conservation		Balance December 31, 1982	466.04
<b>HEALTH and WELFARE</b>		All Other		<b>TAX TITLE LIENS OUTSTANDING</b>	
Health Services Except Environmental	150.00	<b>CAPITAL DEBT AUTHORIZED, DECEMBER 31, 1982</b>		Balance January 1, 1982	6,055.93
Welfare-Public Assistance	550.00	<b>ISSUED AND UNISSUED</b>	<b>GROSS DEBT</b>	Transfer From Taxes	942.84
Hospitals, Clinics, First Aid		School		Redeemed in 1982	
Animal, Insect, & Rodent Control	400.00	Self-liquidating		Cancelled, Abated or Adjusted (1982)	
Other Welfare Services		Other	1,225,197	Transfers to Foreclosed Property	
<b>RECREATION and CONSERVATION</b>		Total	1,225,197	Balance December 31, 1982	6,998.77
Beaches and Boardwalks	56,978.00	<b>ISSUED AND OUTSTANDING</b>		<b>PROPERTY ACQUIRED BY DEED OR</b>	
Parks, Playgrounds, Shade Trees	53,634.17	School		<b>FORECLOSURE</b>	
Land Reclamation & Conservation		Self-Liquidating		Balance January 1, 1982	17,695.00
Other Recreational Services	395.00	Other		Transfers From Taxes or Liens	
<b>EDUCATION (excluding schools)</b>		Total	1,200,600.00	Sale for Cash (1982)	
Libraries	5,500.00	<b>EQUALIZED VALUATION BASIS</b>	<b>1,200,600.00</b>	Cancelled, Abated or Adjusted (1982)	
Other Educational Services		<b>FOR NET DEBT COMPUTATION</b>	<b>158,522.599</b>	Balance December 31, 1982	17,695.00
<b>STATUTORY EXPENDITURES</b>		<b>REAL PROPERTY VALUATIONS</b>		<b>CURRENT FINANCES DECEMBER 31, 1982</b>	
Pensions & F. I. C. A.	89,951.83	Code Class # of Parcels % VAL'N	<b>ASSESSED VALUATION</b>	<b>ASSETS</b>	
Employee Fringe Benefits	33,056.00	1 Vacant Land 116 5.22	9,248,900.00	Cash Dec. 31, 1982	486,248.11
Other Statutory Expenditures	2,500.00	2 Residential 1414 89.79	159,081,900.00	Taxes Receivable	73,615.46
CETA And Other Public Employment Programs		3 Farm		Tax Title Liens	6,998.77
<b>MUNICIPAL FUNCTIONS</b>	<b>TOTAL</b>	4a Commercial 10 2.89	5,127,700.00	Foreclosed Property	17,695.00
<b>CAPITAL IMPROVEMENTS</b>	<b>*MEMO*</b>	4b Industrial		Emergencies & Other Deferred Charges	20,000.00
<b>DEBT SERVICE</b>		4c Apartments 20 2.09	3,709,900.00	State and Federal Aid Receivable	4,532.94
Principal Payments	50,000.00	Total	177,168,400.00	Other Receivables	56.09
Interest Payments	39,675.32	Land Area .30 Sq. Miles		Total	609,146.37
<b>DEFERRED CHARGES</b>	<b>6,500.00</b>	Net Valuation Taxable-Municipal	177,482,930	<b>LIABILITIES, RESERVES, AND SURPLUS</b>	
<b>SCHOOL, COUNTY, SPECIAL DISTRICT TAXES</b>	<b>1,154,651.87</b>	Net Valuation Taxable-County	202,940,400	Cash Liabilities	294,617.07
<b>RESERVE FOR UNCOLLECTED TAXES</b>	<b>134,520.98</b>	State Equalized Valuation	226,698,890	Reserves for Receivables	98,365.32
<b>EXPENDITURES</b>	<b>TOTAL</b>	State Equalization Ratio	78.26	Surplus Dec. 31, 1982	216,163.98
				Total	609,146.37

Population 1980 4,998  
 Population 1982 4,957  
 S & P Rating  
 Moody Rating

General Tax Rate Per \$100. 2.33  
 State Equalized Tax Rate 2.24

**LOPATCONG TOWNSHIP - WARREN CO.**  
**Form of Government:**  
**Small Municipality Plan C (OMCL 50)**  
**Number of Members on Governing Body - 3**

PER CAPITA:  
 Gross Debt 341.84  
 Net Debt 80.60  
 Debt Service 20.12  
 Total Tax Levy 525.29  
 Municipal Expenditures 289.57

PER CENT:  
 Gross Debt 1.55  
 Net Debt .37  
 Tax Levy Collected 93.63  
 Tax Levy Cancelled, Abated or Adjusted 1.19

EXPENDITURES		REVENUES-REALIZED		1982 PROPERTY TAX	
GENERAL GOVERNMENT				STATE EQUALIZED TAX RATE	
Governing Body & Public Boards		1982 Property Taxes Collected	2,439,925.95	Local District School Taxes	1.31
Municipal Clerk		1982 Payments in Lieu of Taxes		Regional & Consolidated School Tax	
Financial Administration	9,850.00	Delinquent Tax & Lien Collections	50,256.21	School Taxes in Municipal Budget	
Assessment of Taxes	13,527.52	Business Personalty Replacement Taxes	73,631.20	County Taxes	.58
Collection of Taxes	13,325.00	Taxes from Public Utilities	453,268.00	County Library Taxes	.03
Planning, Housing & Development	23,410.00	Other Miscellaneous Tax Revenues		Local Municipal Purpose Taxes	.31
Human Resources		State Aid Revenues	33,187.42	Veteran & Senior Citizen Taxes	
Elections	3,200.00	Federal Aid Revenues		Total Taxes for Rate Computation	2.23
General Administration (other)	133,575.26	State and Local Fiscal Assistance Act Utilized	47,605.97	Special District Taxes	
JUDICIARY		Sale of Acquired Property		Bank Corp. Taxes	6,035.35
Municipal Courts	32,586.58	Other Miscellaneous Revenues	189,914.76	Added and Omitted Taxes	10,920.09
PUBLIC SAFETY		Total	3,367,789.51	Total Taxes Levied - ABSTRACT	2,603,858.01
Fire Protection	57,920.00	Prior Years Surplus Appropriated	250,000.00	Total Taxes Billed	2,605,835.00
Police Protection	355,801.81	REVENUES TOTAL	3,657,789.51	1982 TAXES COLLECTED	2,439,925.95
Civil Defense & Disaster Control	500.00	Reserve For Uncollected Taxes	244,628.50	1982 Taxes Cancelled, Abated or Adjusted	30,903.21
Environmental Inspection & Control	8,300.00			Transfer to Tax Title Liens or Foreclosed	4,573.05
Other Public Safety		CAPITAL OUTLAY TOTAL	66,919.38	Balance Outstanding Dec. 31, 1982	130,432.79
PUBLIC WORKS				PRIOR YEARS TAXES OUTSTANDING	
Streets and Drainage	205,073.86	Public Enterprises	50,519.38	Balance January 1, 1982	54,492.45
Sewers and Sewage Processing		Recreation—Culture		Collected in 1982	89,994.15
Garbage and Trash Disposal		Public Works	15,650.00	Cancelled, Abated or Adjusted 1982	18.28
Public Buildings and Grounds	20,014.40	Buildings and Grounds	750.00	Transfers to Tax Title Liens or Foreclosed	
Other Public Works		Library and Education		Balance December 31, 1982	4,480.02
HEALTH and WELFARE		Conservation		TAX TITLE LIENS OUTSTANDING	
Health Services Except Environmental	1,000.00	All Other		Balance January 1, 1982	20,577.15
Welfare-Public Assistance	1,350.00	CAPITAL DEBT AUTHORIZED, DECEMBER 31, 1982		Transfer From Taxes	4,573.05
Hospitals, Clinics, First Aid		ISSUED AND UNISSUED	GROSS DEBT	Redeemed in 1982	262.06
Animal, Insect, & Rodent Control		School	845,000	Cancelled, Abated or Adjusted (1982)	
Other Welfare Services		Self-liquidating	450,000	Transfers to Foreclosed Property	
RECREATION and CONSERVATION		Other	399,521	Balance December 31, 1982	24,888.14
Beaches and Boardwalks		Total	1,694,521	PROPERTY ACQUIRED BY DEED OR FORECLOSURE	
Parks, Playgrounds, Shade Trees	22,700.00	ISSUED AND OUTSTANDING		Balance January 1, 1982	2,105.00
Land Reclamation & Conservation	500.00	School	845,000.00	Transfers From Taxes or Liens	
Other Recreational Services		Self-Liquidating	423,000.00	Sale for Cash (1982)	
EDUCATION (excluding schools)		Other	280,000.00	Cancelled, Abated or Adjusted (1982)	
Libraries		Total	1,548,000.00	Balance December 31, 1982	2,105.00
Other Educational Services		EQUALIZED VALUATION BASIS		CURRENT FINANCES DECEMBER 31, 1982	
STATUTORY EXPENDITURES		FOR NET DEBT COMPUTATION		ASSETS	
Pensions & F. I. C. A.	75,489.00	REAL PROPERTY VALUATIONS		Cash Dec. 31, 1982	1,234,319.88
Employee Fringe Benefits	31,635.20	Code	Class	# of Parcels	% VAL'N
Other Statutory Expenditures	7,550.00	1	Vacant Land	294	4.50
CETA And Other Public Employment Programs		2	Residential	1353	67.55
MUNICIPAL FUNCTIONS TOTAL	1,057,308.63	3	Farm	117	3.65
CAPITAL IMPROVEMENTS *MEMO*	4,000.00	4a	Commercial	65	12.97
DEBT SERVICE		4b	Industrial	11	5.69
Principal Payments	70,000.00	4c	Apartments	1	5.63
Interest Payments	29,750.00	Total	1841		
DEFERRED CHARGES	33,704.70	Land Area 6.90 Sq. Miles		ASSESSED VALUATION	
SCHOOL, COUNTY, SPECIAL DISTRICT TAXES	2,226,902.57	Net Valuation Taxable-Municipal	111,365,408	Cash Receivable	134,912.81
RESERVE FOR UNCOLLECTED TAXES	244,628.50	Net Valuation Taxable-County	115,192,303	Tax Title Liens	24,888.14
EXPENDITURES TOTAL	3,662,294.40	State Equalized Valuation	115,938,843	Foreclosed Property	2,105.00
		State Equalization Ratio	96.02	Emergencies & Other Deferred Charges	44,774.01
				State and Federal Aid Receivable	121,700.00
				Other Receivables	20,925.44
				Total	1,583,625.28
				LIABILITIES, RESERVES, AND SURPLUS	
				Cash Liabilities	956,477.75
				Reserves for Receivables	182,831.39
				Surplus Dec. 31, 1982	444,316.14
				Total	1,583,625.28



0505

Population 1980 **17,105**  
 Population 1982 **17,856**  
 S & P Rating  
 Moody Rating **BAA1**

General Tax Rate Per \$100.

**3.12**  
 State Equalized Tax Rate  
**1.87**

**LOWER TWP. - CAPE MAY CO.****Form of Government:****Township Committee****Number of Members on Governing Body - 3****PER CAPITA:**

Gross Debt **439.78**  
 Net Debt **205.01**  
 Debt Service **24.29**  
 Total Tax Levy **522.92**  
 Municipal Expenditures **252.67**

**PER CENT:**

Gross Debt **1.90**  
 Net Debt **.88**  
 Tax Levy Collected **91.49**  
 Tax Levy Cancelled, Abated  
 or Adjusted **.37**

EXPENDITURES		REVENUES-REALIZED		1982 PROPERTY TAX	
<b>GENERAL GOVERNMENT</b>				<b>STATE EQUALIZED TAX RATE</b> →	
Governing Body & Public Boards		1982 Property Taxes Collected	<b>8,538,744.91</b>	Local District School Taxes <b>.53</b>	<b>2,587,347.86</b>
Municipal Clerk		1982 Payments in Lieu of Taxes	<b>18,668.54</b>	Regional & Consolidated School Tax <b>.55</b>	<b>2,660,589.10</b>
Financial Administration	<b>108,423.12</b>	Delinquent Tax & Lien Collections	<b>805,674.27</b>	School Taxes in Municipal Budget	
Assessment of Taxes	<b>51,950.77</b>	Business Personalty Replacement Taxes	<b>149,040.44</b>	County Taxes <b>.36</b>	<b>1,733,474.08</b>
Collection of Taxes	<b>62,531.84</b>	Taxes from Public Utilities	<b>805,646.00</b>	County Library Taxes <b>.02</b>	<b>107,789.21</b>
Planning, Housing & Development	<b>49,696.95</b>	Other Miscellaneous Tax Revenues		Local Municipal Purpose Taxes <b>.41</b>	<b>1,978,146.13</b>
Human Resources		State Aid Revenues	<b>105,526.09</b>	Veteran & Senior Citizen Taxes	<b>442,850.00</b>
Elections		Federal Aid Revenues		Total Taxes for Rate Computation <b>1.87</b>	<b>9,510,196.38</b>
General Administration (other)	<b>389,957.05</b>	State and Local Fiscal Assistance Act Utilized	<b>107,194.00</b>	Special District Taxes	<b>179,910.00</b>
<b>JUDICIARY</b>		Sale of Acquired Property		Bank Corp. Taxes	<b>4,506.23</b>
Municipal Courts	<b>66,000.00</b>	Other Miscellaneous Revenues	<b>516,006.95</b>	Added and Omitted Taxes	<b>85,469.81</b>
<b>PUBLIC SAFETY</b>		Total	<b>11,046,501.20</b>	Total Taxes Levied - ABSTRACT	<b>9,337,232.42</b>
Fire Protection	<b>6,965.00</b>	Prior Years Surplus Appropriated		Total Taxes Billed	<b>9,332,726.19</b>
Police Protection	<b>1,055,150.00</b>	REVENUES TOTAL	<b>11,046,501.20</b>	1982 TAXES COLLECTED	<b>8,538,744.91</b>
Civil Defense & Disaster Control	<b>4,500.00</b>	Reserve For Uncollected Taxes	<b>875,517.20</b>	1982 Taxes Cancelled, Abated or Adjusted	<b>34,129.45</b>
Environmental Inspection & Control	<b>116,003.34</b>	CAPITAL OUTLAY TOTAL	<b>436,801.92</b>	Transfer to Tax Title Liens or Foreclosed	<b>89,653.87</b>
Other Public Safety		Public Enterprises		Balance Outstanding Dec. 31, 1982	<b>670,197.96</b>
<b>PUBLIC WORKS</b>		Recreation—Culture	<b>7,495.48</b>	<b>PRIOR YEARS TAXES OUTSTANDING</b>	
Streets and Drainage	<b>266,177.56</b>	Public Works	<b>274,970.45</b>	Balance January 1, 1982	<b>773,039.72</b>
Sewers and Sewage Processing		Buildings and Grounds	<b>154,335.99</b>	Collected in 1982	<b>714,065.00</b>
Garbage and Trash Disposal	<b>28,500.00</b>	Library and Education		Cancelled, Abated or Adjusted 1982	<b>14,241.96</b>
Public Buildings and Grounds	<b>83,225.95</b>	Conservation		Transfers to Tax Title Liens or Foreclosed	<b>41,815.85</b>
Other Public Works	<b>325,478.04</b>	All Other		Balance December 31, 1982	<b>2,916.91</b>
<b>HEALTH and WELFARE</b>		CAPITAL DEBT AUTHORIZED, DECEMBER 31, 1982		<b>TAX TITLE LIENS OUTSTANDING</b>	
Health Services Except Environmental	<b>6,450.00</b>	ISSUED AND UNISSUED		Balance January 1, 1982	<b>75,461.53</b>
Welfare-Public Assistance	<b>5,275.00</b>	School	<b>1,696,999</b>	Transfer From Taxes	<b>137,108.42</b>
Hospitals, Clinics, First Aid	<b>1,000.00</b>	Self-Liquidating		Redeemed in 1982	<b>91,609.27</b>
Animal, Insect, & Rodent Control	<b>20,155.00</b>	Other	<b>6,155,662</b>	Cancelled, Abated or Adjusted (1982)	
Other Welfare Services	<b>500.00</b>	Total	<b>7,852,662</b>	Transfers to Foreclosed Property	
<b>RECREATION and CONSERVATION</b>		ISSUED AND OUTSTANDING		Balance December 31, 1982	<b>120,960.68</b>
Beaches and Boardwalks		School	<b>1,696,999.69</b>	<b>PROPERTY ACQUIRED BY DEED OR FORECLOSURE</b>	
Parks, Playgrounds, Shade Trees	<b>100,590.06</b>	Self-Liquidating		Balance January 1, 1982	<b>102,000.00</b>
Land Reclamation & Conservation	<b>950.00</b>	Other	<b>5,804,450.00</b>	Transfers From Taxes or Liens	
Other Recreational Services		Total	<b>7,501,449.69</b>	Sale for Cash (1982)	
<b>EDUCATION (excluding schools)</b>		EQUALIZED VALUATION BASIS		Cancelled, Abated or Adjusted (1982)	
Libraries		FOR NET DEBT COMPUTATION	<b>413,746,523</b>	Balance December 31, 1982	<b>102,000.00</b>
Other Educational Services		REAL PROPERTY VALUATIONS		<b>CURRENT FINANCES DECEMBER 31, 1982</b>	
<b>STATUTORY EXPENDITURES</b>		Code Class # of Parcels % VAL'N		<b>ASSETS</b>	
Pensions & F. I. C. A.	<b>202,827.00</b>	1 Vacant Land 2258 6.26	<b>17,923,800.00</b>	Cash Dec. 31, 1982	<b>1,213,342.05</b>
Employee Fringe Benefits	<b>113,200.00</b>	2 Residential 9421 78.49	<b>224,584,800.00</b>	Taxes Receivable	<b>673,114.87</b>
Other Statutory Expenditures		3 Farm 241 .90	<b>2,581,450.00</b>	Tax Title Liens	<b>120,960.68</b>
CETA And Other Public Employment Programs		4a Commercial 372 11.57	<b>33,113,800.00</b>	Foreclosed Property	<b>102,000.00</b>
<b>MUNICIPAL FUNCTIONS TOTAL</b>	<b>3,065,506.68</b>	4b Industrial 7 1.93	<b>5,523,050.00</b>	Emergencies & Other Deferred Charges	<b>320,000.00</b>
<b>CAPITAL IMPROVEMENTS *MEMO*</b>	<b>5,000.00</b>	4c Apartments 3 .84	<b>2,399,950.00</b>	State and Federal Aid Receivable	
<b>DEBT SERVICE</b>		Total 12302	<b>286,126,850.00</b>	Other Receivables	<b>1,143.04</b>
Principal Payments	<b>94,000.00</b>	Land Area 29.81 Sq. Miles		Total	<b>2,430,560.64</b>
Interest Payments	<b>339,784.37</b>	Net Valuation Taxable-Municipal	<b>290,818,630</b>	<b>LIABILITIES, RESERVES, AND SURPLUS</b>	
<b>DEFERRED CHARGES</b>	<b>136,857.58</b>	Net Valuation Taxable-County	<b>430,962,590</b>	Cash Liabilities	<b>1,051,724.86</b>
<b>SCHOOL, COUNTY, SPECIAL DISTRICT TAXES</b>	<b>7,269,110.25</b>	State Equalized Valuation	<b>481,729,087</b>	Reserves for Receivables	<b>897,218.59</b>
<b>RESERVE FOR UNCOLLECTED TAXES</b>	<b>875,517.20</b>	State Equalization Ratio	<b>59.98</b>	Surplus Dec. 31, 1982	<b>481,617.19</b>
<b>EXPENDITURES TOTAL</b>	<b>11,780,776.08</b>			Total	<b>2,430,560.64</b>

General Tax Rate Per \$100.	1.45
State Equalized Tax Rate	.88

**LOWER ALLOWAYS CREEK - SALEM CO.**

**Form of Government:**

## Township Committee

**Number of Members on Governing Body – 3**

PER CAPITA

Gross Debt

Net Debt

Debt Service

Total Tax Levy	331.96
----------------	--------

Municipal Expenditures	7,363.61
------------------------	----------

PER CENT.

Gross Debt

Net Debt

Tox Levy Collected 93.74

Tax Levy Cancelled, Abated  
or Adjusted .02

EXPENDITURES		REVENUES-REALIZED		1982 PROPERTY TAX	
GENERAL GOVERNMENT				STATE EQUALIZED TAX RATE	
Governing Body & Public Boards		1982 Property Taxes Collected	488,260.01	Local District School Taxes	
Municipal Clerk		1982 Payments in Lieu of Taxes		Regional & Consolidated School Tax	
Financial Administration	49,821.00	Delinquent Tax & Lien Collections	24,240.31	School Taxes in Municipal Budget	
Assessment of Taxes	10,140.00	Business Personalty Replacement Taxes	14,890.64	County Taxes	87 517,276.09
Collection of Taxes	11,744.00	Taxes from Public Utilities	6,637,067.00	County Library Taxes	
Planning, Housing & Development	89,846.13	Other Miscellaneous Tax Revenues		Local Municipal Purpose Taxes	
Human Resources		State Aid Revenues		Veteran & Senior Citizen Taxes	18,475.00
Elections		Federal Aid Revenues		Total Taxes for Rate Computation	87 535,751.09
General Administration (other)	3,010,003.90	State and Local Fiscal Assistance Act Utilized	47,431.00	Special District Taxes	
JUDICIARY		Sale of Acquired Property		Bank Corp Taxes	6,131.12
Municipal Courts	23,090.42	Other Miscellaneous Revenues	3,285,275.45	Added and Omitted Taxes	427.50
PUBLIC SAFETY		Total	10,497,164.41	Total Taxes Levied - ABSTRACT	523,834.71
Fire Protection	43,450.00	Prior Years Surplus Appropriated	20,000,000.00	Total Taxes Billed	520,844.55
Police Protection	565,887.96	REVENUES	30,457,164.41	1982 TAXES COLLECTED	488,260.01
Civil Defense & Disaster Control	10,844.00	Reserve For Uncollected Taxes	28,830.67	1982 Taxes Cancelled, Abated or Adjusted	81.08
Environmental Inspection & Control *	20,011,300.00	CAPITAL OUTLAY	1,123,163.52	Transfer to Tax Title Liens or Foreclosed	
Other Public Safety		TOTAL		Balance Outstanding Dec. 31, 1982	32,503.46
PUBLIC WORKS				PRIOR YEARS TAXES OUTSTANDING	
Streets and Drainage	586,113.42	Public Enterprises		Balance January 1, 1982	24,240.31
Sewers and Sewage Processing		Recreation—Culture	116,777.00	Collected in 1982	24,240.31
Garbage and Trash Disposal	67,139.26	Public Works	591,386.52	Cancelled, Abated or Adjusted 1982	
Public Buildings and Grounds	252,534.63	Buildings and Grounds	15,000.00	Transfers to Tax Title Liens or Foreclosed	
Other Public Works	132,847.89	Library and Education		Balance December 31, 1982	
HEALTH and WELFARE		Conservation		TAX TITLE LIENS OUTSTANDING	
Health Services Except Environmental	21,952.20	All Other		Balance January 1, 1982	
Welfare-Public Assistance	3,792.82	CAPITAL DEBT AUTHORIZED, DECEMBER 31, 1982		Transfer From Taxes	
Hospitals, Clinics, First Aid	250,000.00	ISSUED AND UNISSUED		Redeemed in 1982	
Animal, Insect, & Rodent Control	128,859.00	School		Cancelled, Abated or Adjusted (1982)	
Other Welfare Services		Self-liquidating		Transfers to Foreclosed Property	
RECREATION and CONSERVATION		Other		Balance December 31, 1982	
Beaches and Boardwalks	613.75	Total		PROPERTY ACQUIRED BY DEED OR FORECLOSURE	
Parks, Playgrounds, Shade Trees	34,255.05	ISSUED AND OUTSTANDING		Balance January 1, 1982	2,550.00
Land Reclamation & Conservation		School		Transfers From Taxes or Liens	
Other Recreational Services	455,723.38	Self-liquidating		Sale for Cash (1982)	
EDUCATION (excluding schools)		Other		Cancelled, Abated or Adjusted (1982)	
Libraries		Total		Balance December 31, 1982	2,550.00
Other Educational Services	1,238,376.00	EQUALIZED VALUATION BASIS		CURRENT FINANCES DECEMBER 31, 1982	
STATUTORY EXPENDITURES		FOR NET DEBT COMPUTATION	57,215,788	ASSETS	
Pensions & F. I. C. A.	132,803.12	REAL PROPERTY VALUATIONS		Cash Dec. 31, 1982	10,100,404.15
Employee Fringe Benefits	84,739.03	Code Class # of Parcels % VAL'N	ASSESSED VALUATION	Taxes Receivable	32,503.46
Other Statutory Expenditures	12,500.00	1 Vacant Land 248 2.43	854,600.00	Tax Title Liens	
CETA And Other Public Employment Programs		2 Residential 369 21.06	7,416,750.00	Foreclosed Property	2,550.00
MUNICIPAL FUNCTIONS	27,288,376.96	3 Farm 521 18.79	6,618,940.00	Emergencies & Other Deferred Charges	44,230.62
CAPITAL IMPROVEMENTS *MEMO*	50,000.00	4a Commercial 12 .69	243,700.00	State and Federal Aid Receivable	
DEBT SERVICE		4b Industrial 1 57.03	20,085,100.00	Other Receivables	72,457.28
Principal Payments		4c Apartments		Total	10,252,145.51
Interest Payments		Total 1151	35,219,090.00	LIABILITIES, RESERVES, AND SURPLUS	
DEFERRED CHARGES	82,573.36	Land Area 47.70 Sq. Miles		Cash Liabilities	833,887.63
SCHOOL, COUNTY, SPECIAL DISTRICT TAXES	517,276.09	Net Valuation Taxable-Municipal	35,890,830	Reserves for Receivables	107,510.74
RESERVE FOR UNCOLLECTED TAXES	28,830.67	Net Valuation Taxable-County	62,606,683	Surplus Dec. 31, 1982	9,310,747.14
EXPENDITURES	27,917,057.08	State Equalized Valuation	56,779,461	Total	10,252,145.51
		State Equalization Ratio	60.61		

\* \$20,000,000.00 Radiological Emergency situation fund.



0317

Population 1980 5,236  
 Population 1982 5,264  
 S & P Rating  
 Moody Rating

General Tax Rate Per \$100.

2.83  
 State Equalized Tax Rate  
 2.27

**LUMBERTON TOWNSHIP - BURLINGTON CO.****Form of Government:****Township Committee****Number of Members on Governing Body - 3****PER CAPITA:**

Gross Debt 30.21  
 Net Debt 26.98  
 Debt Service 7.50  
 Total Tax Levy 464.41  
 Municipal Expenditures 344.89

**PER CENT:**

Gross Debt .16  
 Net Debt .15  
 Tax Levy Collected 92.32  
 Tax Levy Cancelled, Abated  
 or Adjusted .11

EXPENDITURES		REVENUES-REALIZED		1982 PROPERTY TAX	
<b>GENERAL GOVERNMENT</b>				<b>STATE EQUALIZED TAX RATE</b> →	
Governing Body & Public Boards		1982 Property Taxes Collected	2,252,303.11	Local District School Taxes .84	893,670.00
Municipal Clerk		1982 Payments in Lieu of Taxes		Regional & Consolidated School Tax .73	772,685.36
Financial Administration	26,500.00	Delinquent Tax & Lien Collections	108,154.19	School Taxes in Municipal Budget	
Assessment of Taxes	16,730.00	Business Personalty Replacement Taxes	90,982.00	County Taxes .60	641,981.35
Collection of Taxes	10,500.00	Taxes from Public Utilities	848,684.00	County Library Taxes .03	35,363.45
Planning, Housing & Development	32,900.00	Other Miscellaneous Tax Revenues		Local Municipal Purpose Taxes .07	76,000.00
Human Resources		State Aid Revenues	31,381.29	Veteran & Senior Citizen Taxes	33,825.00
Elections		Federal Aid Revenues		Total Taxes for Rate Computation 2.27	2,453,525.16
General Administration (other)	282,450.00	State and Local Fiscal Assistance Act Utilized	69,745.00	Special District Taxes	
<b>JUDICIARY</b>		Sale of Acquired Property		Bank Corp. Taxes	4,854.37
Municipal Courts	41,200.00	Other Miscellaneous Revenues	291,367.87	Added and Omitted Taxes	20,083.64
<b>PUBLIC SAFETY</b>		Total	3,692,617.46	Total Taxes Levied - ABSTRACT	2,444,638.17
Fire Protection	68,400.00	Prior Years Surplus Appropriated	835,000.00	Total Taxes Billed	2,439,783.80
Police Protection	403,100.00	REVENUES TOTAL	4,527,617.46	1982 TAXES COLLECTED	2,252,303.11
Civil Defense & Disaster Control	3,900.00	Reserve For Uncollected Taxes	231,574.40	1982 Taxes Cancelled, Abated or Adjusted	2,733.33
Environmental Inspection & Control	24,700.00	<b>CAPITAL OUTLAY TOTAL</b>	91,392.57	Transfer to Tax Title Liens or Foreclosed	8,987.99
Other Public Safety		Public Enterprises		Balance Outstanding Dec. 31, 1982	175,759.37
<b>PUBLIC WORKS</b>		Recreation—Culture		<b>PRIOR YEARS TAXES OUTSTANDING</b>	
Streets and Drainage	205,400.00	Public Works	18,300.00	Balance January 1, 1982	113,842.57
Sewers and Sewage Processing	1,500.00	Buildings and Grounds	73,092.57	Collected in 1982	89,033.78
Garbage and Trash Disposal	157,800.00	Library and Education		Cancelled, Abated or Adjusted 1982	1,422.18
Public Buildings and Grounds	87,500.00	Conservation		Transfers to Tax Title Liens or Foreclosed	23,366.65
Other Public Works	25,000.00	All Other		Balance December 31, 1982	19.96
<b>HEALTH and WELFARE</b>		<b>CAPITAL DEBT AUTHORIZED, DECEMBER 31, 1982</b>		<b>TAX TITLE LIENS OUTSTANDING</b>	
Health Services Except Environmental	2,800.00	ISSUED AND UNISSUED GROSS DEBT		Balance January 1, 1982	212.96
Welfare-Public Assistance	3,400.00	School	17,022	Transfer From Taxes	36,025.88
Hospitals, Clinics, First Aid		Self-liquidating		Redeemed in 1982	19,120.41
Animal, Insect, & Rodent Control	17,100.00	Other	142,000	Cancelled, Abated or Adjusted (1982)	
Other Welfare Services		Total	159,022	Transfers to Foreclosed Property	
<b>RECREATION and CONSERVATION</b>		<b>ISSUED AND OUTSTANDING</b>		Balance December 31, 1982	17,118.43
Beaches and Boardwalks		School	17,022.17	<b>PROPERTY ACQUIRED BY DEED OR FORECLOSURE</b>	
Parks, Playgrounds, Shade Trees	28,500.00	Self-Liquidating		Balance January 1, 1982	4,800.00
Land Reclamation & Conservation		Other	50,000.00	Transfers From Taxes or Liens	
Other Recreational Services	2,000.00	Total	107,022.17	Sale for Cash (1982)	
<b>EDUCATION (excluding schools)</b>		<b>EQUALIZED VALUATION BASIS</b>		Cancelled, Abated or Adjusted (1982)	
Libraries		FOR NET DEBT COMPUTATION	97,336,954	Balance December 31, 1982	4,800.00
Other Educational Services		<b>REAL PROPERTY VALUATIONS</b>		<b>CURRENT FINANCES DECEMBER 31, 1982</b>	
<b>STATUTORY EXPENDITURES</b>		<b>Code Class # of Parcels % VAL'N</b>		<b>ASSETS</b>	
Pensions & F. I. C. A.	101,000.00	1 Vacant Land 63 1.14	562,980.00	Cash Dec. 31, 1982	1,827,069.81
Employee Fringe Benefits		2 Residential 1038 49.18	41,555,900.00	Taxes Receivable	175,779.33
Other Statutory Expenditures	2,000.00	3 Farm 205 7.28	6,159,525.00	Tax Title Liens	17,118.43
CETA And Other Public Employment Programs		4a Commercial 113 30.72	25,982,900.00	Foreclosed Property	4,800.00
<b>MUNICIPAL FUNCTIONS TOTAL</b>	1,544,380.00	4b Industrial 7 2.37	2,000,600.00	Emergencies & Other Deferred Charges	
<b>CAPITAL IMPROVEMENTS *MEMO*</b>		4c Apartments 5 9.32	7,885,400.00	State and Federal Aid Receivable	3,998.37
<b>DEBT SERVICE</b>		Total 1432	84,587,305.00	Other Receivables	45,237.02
Principal Payments	28,000.00	Land Area 13.34 Sq. Miles		Total	2,074,002.96
Interest Payments	11,491.29	Net Valuation Taxable-Municipal	85,398,458	<b>LIABILITIES, RESERVES, AND SURPLUS</b>	
<b>DEFERRED CHARGES</b>	45.60	Net Valuation Taxable-County	106,267,529	Cash Liabilities	846,442.37
SCHOOL, COUNTY, SPECIAL DISTRICT TAXES	2,343,700.16	State Equalized Valuation	106,229,188	Reserves for Receivables	242,934.78
RESERVE FOR UNCOLLECTED TAXES	231,574.40	State Equalization Ratio	80.24	Surplus Dec. 31, 1982	984,625.81
<b>EXPENDITURES TOTAL</b>	4,159,191.45			Total	2,074,002.96

0232

Population 1980 20,326  
 Population 1982 20,205  
 S & P Rating  
 Moody Rating

General Tax Rate Per \$100.

2.05  
 State Equalized Tax Rate  
 1.82

## LYNDHURST TOWNSHIP - BERGEN CO.

## Form of Government:

Commission (1911)

Number of Members on Governing Body - 5

## PER CAPITA:

Gross Debt 263.28  
 Net Debt 68.79  
 Debt Service 1.98  
 Total Tax Levy 588.57  
 Municipal Expenditures 335.77

## PER CENT:

Gross Debt .89  
 Net Debt .23  
 Tax Levy Collected 94.67  
 Tax Levy Cancelled, Abated  
 or Adjusted .08

EXPENDITURES		REVENUES-REALIZED		1982 PROPERTY TAX	
GENERAL GOVERNMENT				STATE EQUALIZED TAX RATE → .86	
Governing Body & Public Boards		1982 Property Taxes Collected		Local District School Taxes	5,575,732.50
Municipal Clerk	45,037.45	1982 Payments in Lieu of Taxes		Regional & Consolidated School Tax	
Financial Administration	9,450.00	Delinquent Tax & Lien Collections		School Taxes in Municipal Budget	
Assessment of Taxes	309,803.49	Business Personalty Replacement Taxes		County Taxes	2,311,782.37
Collection of Taxes	105,582.06	Taxes from Public Utilities		County Library Taxes	
Planning, Housing & Development	8,206.10	Other Miscellaneous Tax Revenues		Local Municipal Purpose Taxes	3,925,489.50
Human Resources		State Aid Revenues		Veteran & Senior Citizen Taxes	253,475.00
Elections	4,616.91	Federal Aid Revenues		Total Taxes for Rate Computation	12,066,479.37
General Administration (other)	358,361.40	State and Local Fiscal Assistance Act Utilized		Special District Taxes	
JUDICIARY		Sale of Acquired Property		Bank Corp. Taxes	9,013.84
Municipal Courts	57,555.85	Other Miscellaneous Revenues		Added and Omitted Taxes	70,130.77
PUBLIC SAFETY		Prior Years Surplus Appropriated		Total Taxes Levied - ABSTRACT	11,892,148.98
Fire Protection	62,079.86	REVENUES TOTAL		Total Taxes Billed	11,856,210.71
Police Protection	1,459,415.08	CAPITAL OUTLAY TOTAL		1982 TAXES COLLECTED	11,261,991.26
Civil Defense & Disaster Control	10,745.00	Public Enterprises		1982 Taxes Cancelled, Abated or Adjusted	9,552.20
Environmental Inspection & Control	116,520.09	Recreation—Culture		Transfer to Tax Title Liens or Foreclosed	7,095.05
Other Public Safety		Public Works		Balance Outstanding Dec. 31, 1982	517,572.20
PUBLIC WORKS		Buildings and Grounds		PRIOR YEARS TAXES OUTSTANDING	
Streets and Drainage	323,306.50	Library and Education		Balance January 1, 1982	423,057.57
Sewers and Sewage Processing	600,105.99	Conservation		Collected in 1982	283,267.22
Garbage and Trash Disposal	462,171.62	All Other		Cancelled, Abated or Adjusted 1982	590.76
Public Buildings and Grounds	5,300.00	CAPITAL DEBT AUTHORIZED, DECEMBER 31, 1982		Transfers to Tax Title Liens or Foreclosed	
Other Public Works	10,500.00	ISSUED AND UNISSUED GROSS DEBT NET DEBT		Balance December 31, 1982	139,159.59
HEALTH and WELFARE		SCHOOL		TAX TITLE LIENS OUTSTANDING	
Health Services Except Environmental	102,625.10	Self-liquidating		Balance January 1, 1982	33,320.63
Welfare-Public Assistance	22,367.18	Other		Transfer From Taxes	7,095.05
Hospitals, Clinics, First Aid		Total		Redeemed in 1982	
Animal, Insect, & Rodent Control		ISSUED AND OUTSTANDING		Cancelled, Abated or Adjusted (1982)	
Other Welfare Services		SCHOOL		Transfers to Foreclosed Property	
RECREATION and CONSERVATION		Self-liquidating		Balance December 31, 1982	40,415.68
Beaches and Boardwalks		Other		PROPERTY ACQUIRED BY DEED OR	
Parks, Playgrounds, Shade Trees	283,889.53	Total		FORECLOSURE	
Land Reclamation & Conservation		EQUALIZED VALUATION BASIS		Balance January 1, 1982	7,560,300.00
Other Recreational Services	25,996.18	FOR NET DEBT COMPUTATION		Transfers From Taxes or Liens	
EDUCATION (excluding schools)		REAL PROPERTY VALUATIONS		Sale for Cash (1982)	9,300.00
Libraries	186,805.20	Code Class # of Parcels % VAL'N ASSESSED VALUATION		Cancelled, Abated or Adjusted (1982)	1,800.00
Other Educational Services		1 Vacant Land 197 4.72 27,114,200.00		Balance December 31, 1982	7,549,200.00
STATUTORY EXPENDITURES		2 Residential 4788 56.51 324,270,200.00		CURRENT FINANCES DECEMBER 31, 1982	
Pensions & F. I. C. A.	420,105.55	3 Farm 5448 573,855,700.00		ASSETS	
Employee Fringe Benefits	145,700.00	4a Commercial 313 8.77 50,311,700.00		Cash Dec. 31, 1982	962,420.81
Other Statutory Expenditures	10,000.00	4b Industrial 101 27.63 158,570,700.00		Taxes Receivable	756,771.79
CETA And Other Public Employment Programs		4c Apartments 49 2.37 13,588,900.00		Tax Title Liens	40,415.68
MUNICIPAL FUNCTIONS TOTAL	5,186,246.14	Total 5448 573,855,700.00		Foreclosed Property	7,549,200.00
CAPITAL IMPROVEMENTS *MEMO*	10,000.00	Land Area 4.70 Sq. Miles		Emergencies & Other Deferred Charges	46,532.73
DEBT SERVICE		Net Valuation Taxable-Municipal		State and Federal Aid Receivable	19,570.86
Principal Payments		Net Valuation Taxable-County		Other Receivables	
Interest Payments	39,924.58	State Equalized Valuation		Total	9,374,911.87
DEFERRED CHARGES	1,075,969.26	State Equalization Ratio		LIABILITIES, RESERVES, AND SURPLUS	
SCHOOL, COUNTY, SPECIAL DISTRICT TAXES	7,887,514.87			Cash Liabilities	292,912.41
RESERVE FOR UNCOLLECTED TAXES	482,191.53			Reserves for Receivables	8,346,387.47
EXPENDITURES TOTAL	14,671,846.38			Surplus Dec. 31, 1982	735,611.99
				Total	9,374,911.87



1417

Population 1980 **15,357**  
 Population 1982 **15,481**  
 S & P Rating  
 Moody Rating **AA**

General Tax Rate Per \$100. **7.39**  
 State Equalized Tax Rate **2.29**

**MADISON BOROUGH – MORRIS COUNTY****Form of Government:****Borough Council****Number of Members on Governing Body – 6****PER CAPITA:**

Gross Debt **769.33**  
 Net Debt **418.66**  
 Debt Service **32.35**  
 Total Tax Levy **808.33**  
 Municipal Expenditures **385.85**

**PER CENT:**

Gross Debt **2.63**  
 Net Debt **1.43**  
 Tax Levy Collected **97.38**  
 Tax Levy Cancelled, Abated or Adjusted **.14**

EXPENDITURES		REVENUES-REALIZED		1982 PROPERTY TAX	
<b>GENERAL GOVERNMENT</b>				<b>STATE EQUALIZED TAX RATE</b> →	
Governing Body & Public Boards		1982 Property Taxes Collected	<b>12,179,750.06</b>	Local District School Taxes <b>1.34</b>	<b>7,268,994.50</b>
Municipal Clerk		1982 Payments in Lieu of Taxes		Regional & Consolidated School Tax	
Financial Administration	<b>54,067.00</b>	Delinquent Tax & Lien Collections	<b>187,970.91</b>	School Taxes in Municipal Budget	
Assessment of Taxes	<b>36,886.00</b>	Business Personalty Replacement Taxes	<b>169,544.00</b>	County Taxes	<b>.36</b>
Collection of Taxes	<b>23,386.00</b>	Taxes from Public Utilities	<b>473,107.00</b>	County Library Taxes	
Planning, Housing & Development	<b>60,912.00</b>	Other Miscellaneous Tax Revenues		Local Municipal Purpose Taxes	<b>.59</b>
Human Resources		State Aid Revenues	<b>418,508.96</b>	Veteran & Senior Citizen Taxes	
Elections	<b>4,085.00</b>	Federal Aid Revenues	<b>84,000.00</b>	Total Taxes for Rate Computation	<b>2.29</b>
General Administration (other)	<b>430,542.41</b>	State and Local Fiscal Assistance Act Utilized	<b>112,614.43</b>	Special District Taxes	
<b>JUDICIARY</b>		Sale of Acquired Property		Bank Corp. Taxes	<b>20,272.25</b>
Municipal Courts	<b>46,064.00</b>	Other Miscellaneous Revenues		Added and Omitted Taxes	<b>104,958.24</b>
<b>PUBLIC SAFETY</b>		Total	<b>14,516,582.01</b>	Total Taxes Levied - ABSTRACT	<b>12,513,797.07</b>
Fire Protection	<b>419,572.91</b>	Prior Years Surplus Appropriated	<b>500,000.00</b>	Total Taxes Billed	<b>12,508,004.76</b>
Police Protection	<b>977,917.00</b>	REVENUES TOTAL	<b>15,016,582.01</b>	1982 TAXES COLLECTED	<b>12,179,750.06</b>
Civil Defense & Disaster Control	<b>1,075.00</b>	Reserve For Uncollected Taxes	<b>372,987.26</b>	1982 Taxes Cancelled, Abated or Adjusted	<b>16,997.00</b>
Environmental Inspection & Control	<b>30,057.00</b>	CAPITAL OUTLAY TOTAL	<b>850,472.87</b>	Transfer to Tax Title Liens or Foreclosed	<b>9,363.13</b>
Other Public Safety				Balance Outstanding Dec. 31, 1982	<b>301,894.57</b>
<b>PUBLIC WORKS</b>				<b>PRIOR YEARS TAXES OUTSTANDING</b>	
Streets and Drainage	<b>97,400.00</b>	Public Enterprises	<b>104,394.86</b>	Balance January 1, 1982	<b>197,315.09</b>
Sewers and Sewage Processing	<b>288,347.99</b>	Recreation—Culture	<b>57,205.19</b>	Collected in 1982	<b>187,970.91</b>
Garbage and Trash Disposal	<b>319,315.78</b>	Public Works	<b>618,748.38</b>	Cancelled, Abated or Adjusted 1982	<b>323.89</b>
Public Buildings and Grounds	<b>98,793.00</b>	Buildings and Grounds	<b>69,800.74</b>	Transfers to Tax Title Liens or Foreclosed	<b>3,396.09</b>
Other Public Works	<b>680,069.72</b>	Library and Education	<b>323.70</b>	Balance December 31, 1982	<b>5,624.20</b>
<b>HEALTH and WELFARE</b>		Conservation		<b>TAX TITLE LIENS OUTSTANDING</b>	
Health Services Except Environmental	<b>378,985.09</b>	All Other		Balance January 1, 1982	<b>7,732.02</b>
Welfare-Public Assistance	<b>23,545.00</b>	CAPITAL DEBT AUTHORIZED, DECEMBER 31, 1982		Transfer From Taxes	<b>13,217.65</b>
Hospitals, Clinics, First Aid		ISSUED AND UNISSUED		Redeemed in 1982	
Animal, Insect, & Rodent Control	<b>7,600.00</b>	School	<b>4,073,500</b>	Cancelled, Abated or Adjusted (1982)	
Other Welfare Services	<b>2,150.00</b>	Self-liquidating	<b>2,056,624</b>	Transfers to Foreclosed Property	
<b>RECREATION and CONSERVATION</b>		Other	<b>5,771,580</b>	Balance December 31, 1982	<b>20,949.67</b>
Beaches and Boardwalks		Total	<b>11,909,994</b>	<b>PROPERTY ACQUIRED BY DEED OR FORECLOSURE</b>	
Parks, Playgrounds, Shade Trees		ISSUED AND OUTSTANDING		Balance January 1, 1982	<b>68,650.00</b>
Land Reclamation & Conservation	<b>10,500.00</b>	School	<b>4,073,500.00</b>	Transfers From Taxes or Liens	
Other Recreational Services	<b>77,742.73</b>	Self-Liquidating	<b>1,804,000.00</b>	Sale for Cash (1982)	
<b>EDUCATION (excluding schools)</b>		Other	<b>4,419,000.00</b>	Cancelled, Abated or Adjusted (1982)	
Libraries	<b>407,034.20</b>	Total	<b>10,296,500.00</b>	Balance December 31, 1982	<b>68,650.00</b>
Other Educational Services	<b>12,856.56</b>	EQUALIZED VALUATION BASIS		<b>CURRENT FINANCES DECEMBER 31, 1982</b>	
<b>STATUTORY EXPENDITURES</b>		FOR NET DEBT COMPUTATION	<b>452,827,433</b>	<b>ASSETS</b>	
Pensions & F. I. C. A.	<b>411,885.50</b>	REAL PROPERTY VALUATIONS		Cash Dec. 31, 1982	<b>753,669.56</b>
Employee Fringe Benefits	<b>123,431.00</b>	Code Class # of Parcels % VAL'N		Taxes Receivable	<b>307,518.77</b>
Other Statutory Expenditures		1 Vacant Land 422 3.60	<b>5,737,382.00</b>	Tax Title Liens	<b>20,949.67</b>
<b>CETA And Other Public Employment Programs</b>		2 Residential 3755 75.39	<b>120,046,310.00</b>	Foreclosed Property	<b>68,650.00</b>
<b>MUNICIPAL FUNCTIONS TOTAL</b>	<b>5,024,224.89</b>	3 Form 2 .01	<b>21,000.00</b>	Emergencies & Other Deferred Charges	<b>42,205.81</b>
<b>CAPITAL IMPROVEMENTS *MEMO*</b>	<b>70,000.00</b>	4a Commercial 173 17.33	<b>27,601,497.00</b>	State and Federal Aid Receivable	
<b>DEBT SERVICE</b>		4b Industrial 3 .09	<b>148,100.00</b>	Other Receivables	<b>26,747.98</b>
Principal Payments	<b>210,000.00</b>	4c Apartments 18 3.57	<b>5,686,600.00</b>	Total	<b>1,219,741.79</b>
Interest Payments	<b>290,786.06</b>	Total 4373	<b>159,240,889.00</b>	<b>LIABILITIES, RESERVES, AND SURPLUS</b>	
<b>DEFERRED CHARGES</b>	<b>75,339.40</b>	Land Area 4.20 Sq. Miles		Cash Liabilities	<b>521,130.16</b>
<b>SCHOOL, COUNTY, SPECIAL DISTRICT TAXES</b>	<b>9,214,172.77</b>	Net Valuation Taxable-Municipal	<b>167,835,541</b>	Reserves for Receivables	<b>423,866.42</b>
<b>RESERVE FOR UNCOLLECTED TAXES</b>	<b>372,987.26</b>	Net Valuation Taxable-County	<b>557,693,342</b>	Surplus Dec. 31, 1982	<b>274,745.21</b>
<b>EXPENDITURES TOTAL</b>	<b>15,187,510.38</b>	State Equalized Valuation	<b>522,698,929</b>	Total	<b>1,219,741.79</b>
		State Equalization Ratio	<b>30.98</b>		

0423

Population 1980 4,881  
 Population 1982 4,911  
 S & P Rating  
 Moody Rating

General Tax Rate Per \$100.

4.14

State Equalized Tax Rate

3.20

**MAGNOLIA BOROUGH – CAMDEN COUNTY****Form of Government:****Borough Council****Number of Members on Governing Body – 6****PER CAPITA:**

Grass Debt 272.30  
 Net Debt 220.15  
 Debt Service 35.13  
 Total Tax Levy 460.26  
 Municipal Expenditures 213.64

**PER CENT:**

Grass Debt 2.04  
 Net Debt 1.65  
 Tax Levy Collected 94.31  
 Tax Levy Cancelled, Abated or Adjusted .79

EXPENDITURES		REVENUES-REALIZED		1982 PROPERTY TAX	
<b>GENERAL GOVERNMENT</b>				<b>STATE EQUALIZED TAX RATE</b>	
Governing Body & Public Boards	5,500.00	1982 Property Taxes Collected	2,133,025.02	Local District School Taxes .92	650,175.00
Municipal Clerk	12,678.00	1982 Payments in Lieu of Taxes		Regional & Consolidated School Tax .55	388,919.75
Financial Administration	22,282.00	Delinquent Tax & Lien Collections	102,265.06	School Taxes in Municipal Budget	
Assessment of Taxes	11,092.00	Business Personalty Replacement Taxes	34,775.56	County Taxes 1.11 *	783,129.50
Collection of Taxes	22,079.00	Taxes from Public Utilities	301,498.00	County Library Taxes .03	18,047.00
Planning, Housing & Development	3,045.00	Other Miscellaneous Tax Revenues		Local Municipal Purpose Taxes .59	413,800.00
Human Resources		State Aid Revenues	83,499.64	Veteran & Senior Citizen Taxes	58,925.00
Elections	3,685.00	Federal Aid Revenues		Total Taxes for Rate Computation 3.20	2,312,996.25
General Administration (other)	73,400.00	State and Local Fiscal Assistance Act Utilized	43,104.00	Special District Taxes	
<b>JUDICIARY</b>		Sale of Acquired Property	11,000.00	Bank Corp Taxes	466.67
Municipal Courts	11,629.00	Other Miscellaneous Revenues	50,347.81	Added and Omitted Taxes	5,818.85
<b>PUBLIC SAFETY</b>		Total	2,759,515.09	Total Taxes Levied - ABSTRACT	2,260,356.77
Fire Protection	33,103.00	Prior Years Surplus Appropriated	170,000.00	Total Taxes Billed	2,261,796.85
Police Protection	186,440.00	REVENUES TOTAL	2,969,515.09	1982 TAXES COLLECTED	2,133,025.02
Civil Defense & Disaster Control	125.00	Reserve For Uncollected Taxes	115,726.97	1982 Taxes Cancelled, Abated or Adjusted	17,935.24
Environmental Inspection & Control	6,670.00	CAPITAL OUTLAY TOTAL	124,529.18	Transfer to Tax Title Liens or Foreclosed	16,160.50
Other Public Safety				Balance Outstanding Dec. 31, 1982	94,676.09
<b>PUBLIC WORKS</b>				<b>PRIOR YEARS TAXES OUTSTANDING</b>	
Streets and Drainage	130,842.00	Public Enterprises		Balance January 1, 1982	89,208.72
Sewers and Sewage Processing		Recreation—Culture		Collected in 1982	86,344.58
Garbage and Trash Disposal	97,202.00	Public Works	124,529.18	Cancelled, Abated or Adjusted 1982	2.15
Public Buildings and Grounds	20,500.00	Buildings and Grounds		Transfers to Tax Title Liens or Foreclosed	2,858.27
Other Public Works		Library and Education		Balance December 31, 1982	3.72
<b>HEALTH and WELFARE</b>		Conservation		<b>TAX TITLE LIENS OUTSTANDING</b>	
Health Services Except Environmental	3,210.00	All Other		Balance January 1, 1982	44,905.70
Welfare-Public Assistance	5,721.00	CAPITAL DEBT AUTHORIZED, DECEMBER 31, 1982		Transfer From Taxes	19,428.29
Hospitals, Clinics, First Aid		ISSUED AND UNISSUED GROSS DEBT NET DEBT		Redeemed in 1982	15,920.48
Animal, Insect, & Radent Control	2,160.00	School 255,167		Cancelled, Abated or Adjusted (1982)	
Other Welfare Services		Self-Liquidating 1,082,087	1,081,176	Transfers to Foreclosed Property	
<b>RECREATION and CONSERVATION</b>		Other 1,337,255	1,081,176	Balance December 31, 1982	48,413.51
Beaches and Boardwalks	8,368.00	ISSUED AND OUTSTANDING		<b>PROPERTY ACQUIRED BY DEED OR FORECLOSURE</b>	
Parks, Playgrounds, Shade Trees		School 209,937.28		Balance January 1, 1982	45,550.00
Land Reclamation & Conservation		Self-Liquidating 916,291.03		Transfers From Taxes or Liens	
Other Recreational Services		Other 1,126,228.31		Sale for Cash (1982)	11,000.00
<b>EDUCATION (excluding schools)</b>		Total		Cancelled, Abated or Adjusted (1982)	12,150.00
Libraries	1,305.00	EQUALIZED VALUATION BASIS	65,474,950	Balance December 31, 1982	22,400.00
Other Educational Services		FOR NET DEBT COMPUTATION		<b>CURRENT FINANCES DECEMBER 31, 1982</b>	
<b>STATUTORY EXPENDITURES</b>		REAL PROPERTY VALUATIONS		ASSETS	
Pensions & F. I. C. A.	41,495.00	Code Class # of Parcels % VAL'N		Cash Dec. 31, 1982	845,968.77
Employee Fringe Benefits	27,250.00	1 Vacant Land 247 3.19	1,722,980.00	Taxes Receivable	94,679.81
Other Statutory Expenditures	5,000.00	2 Residential 1381 74.24	40,133,950.00	Tax Title Liens	48,413.51
CETA And Other Public Employment Programs		3 Farm		Foreclosed Property	22,400.00
<b>MUNICIPAL FUNCTIONS</b>		4a Commercial 75 8.54	4,618,700.00	Emergencies & Other Deferred Charges	
CAPITAL IMPROVEMENTS *MEMO*	100.00	4b Industrial 5 9.64	5,209,200.00	State and Federal Aid Receivable	
<b>DEBT SERVICE</b>		4c Apartments 4 4.40	2,377,500.00	Other Receivables	7,045.42
Principal Payments	87,854.44	Total 1712	54,062,330.00	Total	1,018,507.51
Interest Payments	84,681.23	Land Area .98 Sq. Miles		<b>LIABILITIES, RESERVES, AND SURPLUS</b>	
<b>DEFERRED CHARGES</b>		Net Valuation Taxable-Municipal	54,451,234	Cash Liabilities	473,845.60
SCHOOL, COUNTY, SPECIAL DISTRICT TAXES	1,840,271.25	Net Valuation Taxable-County	66,722,120	Reserves for Receivables	172,538.74
RESERVE FOR UNCOLLECTED TAXES	115,726.97	State Equalized Valuation	70,254,925	Surplus Dec. 31, 1982	372,123.17
<b>EXPENDITURES TOTAL</b>	2,889,452.48	State Equalization Ratio	77.38	Total	1,018,507.51



0233

Population 1980 12,127  
 Population 1982 12,493  
 S & P Rating  
 Moody Rating A

General Tax Rate Per \$100. 3.03  
 State Equalized Tax Rate 1.79

# MAHWAH TOWNSHIP – BERGEN COUNTY

## Form of Government:

## Township Committee

## Number of Members on Governing Body – 5

### PER CAPITA:

Gross Debt 1,904.91  
 Net Debt 573.43  
 Debt Service 19.06  
 Total Tax Levy 888.58  
 Municipal Expenditures 421.32

### PER CENT:

Gross Debt 4.26  
 Net Debt 1.28  
 Tax Levy Collected 95.54  
 Tax Levy Cancelled, Abated or Adjusted .20

EXPENDITURES		REVENUES-REALIZED		1982 PROPERTY TAX	
<b>GENERAL GOVERNMENT</b>				<b>STATE EQUALIZED TAX RATE</b> →	
Governing Body & Public Boards		1982 Property Taxes Collected	10,590,698.04	Local District School Taxes 1.21	7,507,474.00
Municipal Clerk		1982 Payments in Lieu of Taxes		Regional & Consolidated School Tax	
Financial Administration	52,580.00	Delinquent Tax & Lien Collections	398,574.35	School Taxes in Municipal Budget	
Assessment of Taxes	41,560.00	Business Personalty Replacement Taxes	416,432.76	County Taxes .36	2,206,892.75
Collection of Taxes	51,982.00	Taxes from Public Utilities	1,658,802.00	County Library Taxes	
Planning, Housing & Development	60,870.00	Other Miscellaneous Tax Revenues		Local Municipal Purpose Taxes .21	1,322,191.83
Human Resources	8,400.00	State Aid Revenues	150,073.53	Veteran & Senior Citizen Taxes	76,950.00
Elections		Federal Aid Revenues		Total Taxes for Rate Computation 1.78	11,113,508.58
General Administration (other)	645,351.00	State and Local Fiscal Assistance Act Utilized	117,654.42	Special District Taxes	
<b>JUDICIARY</b>		Sole of Acquired Property		Bank Corp. Taxes	15,626.71
Municipal Courts	43,235.00	Other Miscellaneous Revenues	651,549.16	Added and Omitted Taxes	48,805.31
<b>PUBLIC SAFETY</b>		Total	13,983,784.26	Total Taxes Levied - ABSTRACT	11,100,990.60
Fire Protection	109,763.00	Prior Years Surplus Appropriated	1,000,000.00	Total Taxes Billed	11,085,363.89
Police Protection	1,372,066.00	REVENUES TOTAL	14,983,784.26	1982 TAXES COLLECTED	10,590,698.04
Civil Defense & Disaster Control	6,140.00	Reserve For Uncollected Taxes	663,413.33	1982 Taxes Cancelled, Abated or Adjusted	22,021.49
Environmental Inspection & Control	46,390.00	CAPITAL OUTLAY TOTAL	1,247,677.88	Transfer to Tax Title Liens or Foreclosed	
Other Public Safety		Public Enterprises	857,947.67	Balance Outstanding Dec. 31, 1982	472,644.36
<b>PUBLIC WORKS</b>		Recreation—Culture	1,610.80	<b>PRIOR YEARS TAXES OUTSTANDING</b>	
Streets and Drainage	563,916.00	Public Works	263,326.04	Balance January 1, 1982	412,988.65
Sewers and Sewage Processing		Buildings and Grounds	84,793.37	Collected in 1982	390,566.96
Garbage and Trash Disposal	501,606.42	Library and Education		Cancelled, Abated or Adjusted 1982	8.69
Public Buildings and Grounds	87,982.00	Conservation		Transfers to Tax Title Liens or Foreclosed	13,733.20
Other Public Works	90,000.00	All Other		Balance December 31, 1982	8,679.80
<b>HEALTH and WELFARE</b>		CAPITAL DEBT AUTHORIZED, DECEMBER 31, 1982		<b>TAX TITLE LIENS OUTSTANDING</b>	
Health Services Except Environmental	53,895.00	ISSUED AND UNISSUED		Balance January 1, 1982	74,976.03
Welfare-Public Assistance	21,401.00	School	13,626,000	Transfer From Taxes	16,032.63
Hospitals, Clinics, First Aid		Self-liquidating	6,737,250	Redeemed in 1982	8,007.39
Animal, Insect, & Rodent Control	37,134.37	Other	3,434,750	Cancelled, Abated or Adjusted (1982)	
Other Welfare Services		Total	23,798,000	Transfers to Foreclosed Property	
<b>RECREATION and CONSERVATION</b>		ISSUED AND OUTSTANDING		Balance December 31, 1982	83,001.27
Beaches and Boardwalks		School	13,626,000.00	<b>PROPERTY ACQUIRED BY DEED OR FORECLOSURE</b>	
Parks, Playgrounds, Shade Trees	47,292.75	Self-Liquidating	6,685,000.00	Balance January 1, 1982	170,500.00
Land Reclamation & Conservation	2,892.00	Other	3,434,750.00	Transfers From Taxes or Liens	
Other Recreational Services	1,600.00	Total	23,745,750.00	Sale for Cash (1982)	
<b>EDUCATION (excluding schools)</b>		EQUALIZED VALUATION BASIS		Cancelled, Abated or Adjusted (1982)	
Libraries	150,000.00	FOR NET DEBT COMPUTATION	558,598.822	Balance December 31, 1982	170,500.00
Other Educational Services	1,750.00	REAL PROPERTY VALUATIONS		<b>CURRENT FINANCES DECEMBER 31, 1982</b>	
<b>STATUTORY EXPENDITURES</b>		Code Class # of Parcels % VAL'N	ASSESSED VALUATION	<b>ASSETS</b>	
Pensions & F. I. C. A.	306,161.00	1 Vacant Land 1003 6.85	24,421,560.00	Cash Dec. 31, 1982	1,777,510.79
Employee Fringe Benefits		2 Residential 3222 54.67	194,947,275.00	Taxes Receivable	481,324.16
Other Statutory Expenditures	18,040.00	3 Farm 62 .66	2,356,320.00	Tax Title Liens	83,001.27
CETA And Other Public Employment Programs		4a Commercial 130 8.77	31,285,100.00	Foreclosed Property	170,500.00
<b>MUNICIPAL FUNCTIONS TOTAL</b>	4,362,007.54	4b Industrial 59 27.08	96,567,250.00	Emergencies & Other Deferred Charges	2,603.25
<b>CAPITAL IMPROVEMENTS *MEMO*</b>	70,000.00	4c Apartments 6 1.97	7,028,400.00	State and Federal Aid Receivable	11,200.53
<b>DEBT SERVICE</b>		Total 4482	356,605,905.00	Other Receivables	3,807.50
Principal Payments	50,000.00	Land Area 25.70 Sq. Miles		Total	2,529,947.50
Interest Payments	148,104.05	Net Valuation Taxable-Municipal	364,441,894	<b>LIABILITIES, RESERVES, AND SURPLUS</b>	
<b>DEFERRED CHARGES</b>		Net Valuation Taxable-County	601,209,411	Cash Liabilities	452,136.35
SCHOOL, COUNTY, SPECIAL DISTRICT TAXES	9,714,366.75	State Equalized Valuation	613,186,664	Reserves for Receivables	738,632.93
RESERVE FOR UNCOLLECTED TAXES	663,413.33	State Equalization Ratio	58.94	Surplus Dec. 31, 1982	1,339,178.22
<b>EXPENDITURES TOTAL</b>	14,977,891.67			Total	2,529,947.50

1326

Population 1980 **18,914**  
 Population 1982 **21,175**  
 S & P Rating  
 Moody Rating **A1**

General Tax Rate Per \$100.

State Equalized Tax Rate **2.02**  
**2.25**

**MANALAPAN TOWNSHIP – MONMOUTH CO.****Form of Government:****Township Committee****Number of Members on Governing Body – 5**

PER CAPITA:

Gross Debt **809.13**  
 Net Debt **448.49**  
 Debt Service **19.44**  
 Total Tax Levy **587.97**  
 Municipal Expenditures **211.75**

PER CENT:

Gross Debt **3.78**  
 Net Debt **2.09**  
 Tax Levy Collected **94.93**  
 Tax Levy Cancelled, Abated or Adjusted **1.11**

EXPENDITURES		REVENUES-REALIZED		1982 PROPERTY TAX	
<b>GENERAL GOVERNMENT</b>				STATE EQUALIZED TAX RATE $\rightarrow$	
Governing Body & Public Boards	54,385.00	1982 Property Taxes Collected	11,839,838.17	Local District School Taxes	
Municipal Clerk	34,290.00	1982 Payments in Lieu of Taxes		Regional & Consolidated School Tax	1.57
Financial Administration	107,265.00	Delinquent Tax & Lien Collections	423,960.55	School Taxes in Municipal Budget	
Assessment of Taxes	60,250.00	Business Personalty Replacement Taxes	110,137.20	County Taxes	.48
Collection of Taxes	44,800.00	Taxes from Public Utilities	1,578,299.00	County Library Taxes	.02
Planning, Housing & Development	120,390.00	Other Miscellaneous Tax Revenues		Local Municipal Purpose Taxes	.18
Human Resources	3,000.00	State Aid Revenues	113,281.62	Veteran & Senior Citizen Taxes	
Elections	6,000.00	Federal Aid Revenues	7,834.00	Total Taxes for Rate Computation	2.25
General Administration (other)	341,900.00	State and Local Fiscal Assistance Act Utilized	201,910.00	Special District Taxes	
<b>JUDICIARY</b>		Sale of Acquired Property		Bank Corp. Taxes	14,819.19
Municipal Courts	51,480.00	Other Miscellaneous Revenues	970,173.56	Added and Omitted Taxes	53,926.49
<b>PUBLIC SAFETY</b>		Total	15,255,434.10	Total Taxes Levied - ABSTRACT	12,450,304.40
Fire Protection	6,050.00	Prior Years Surplus Appropriated	1,000,000.00	Total Taxes Billed	12,472,333.34
Police Protection	1,032,324.00	REVENUES TOTAL	16,255,434.10	1982 TAXES COLLECTED	11,839,838.17
Civil Defense & Disaster Control		Reserve For Uncollected Taxes	466,441.85	1982 Taxes Cancelled, Abated or Adjusted	138,821.21
Environmental Inspection & Control	176,350.00	CAPITAL OUTLAY TOTAL	4,278,103.57	Transfer to Tax Title Liens or Foreclosed	71,095.08
Other Public Safety				Balance Outstanding Dec. 31, 1982	422,578.88
<b>PUBLIC WORKS</b>				<b>PRIOR YEARS TAXES OUTSTANDING</b>	
Streets and Drainage	486,490.00	Public Enterprises		Balance January 1, 1982	428,219.54
Sewers and Sewage Processing		Recreation—Culture	23,518.34	Collected in 1982	343,724.94
Garbage and Trash Disposal	8,000.00	Public Works	185,199.85	Cancelled, Abated or Adjusted 1982	4,408.33
Public Buildings and Grounds	148,215.00	Buildings and Grounds	4,069,385.38	Transfers to Tax Title Liens or Foreclosed	
Other Public Works		Library and Education		Balance December 31, 1982	60,086.27
<b>HEALTH and WELFARE</b>		Conservation		<b>TAX TITLE LIENS OUTSTANDING</b>	
Health Services Except Environmental	152,325.00	All Other		Balance January 1, 1982	245,099.98
Welfare-Public Assistance	26,430.00	CAPITAL DEBT AUTHORIZED, DECEMBER 31, 1982		Transfer From Taxes	71,095.08
Hospitals, Clinics, First Aid	15,000.00	ISSUED AND UNISSUED GROSS DEBT		Redeemed in 1982	50,235.61
Animal, Insect, & Rodent Control	17,499.80	School	7,104,537	Cancelled, Abated or Adjusted (1982)	15,828.06
Other Welfare Services		Self-liquidating	10,028,715	Transfers to Foreclosed Property	
<b>RECREATION and CONSERVATION</b>		Other	9,496,715	Balance December 31, 1982	210,131.39
Beaches and Boardwalks		Total	17,133,253	<b>PROPERTY ACQUIRED BY DEED OR FORECLOSURE</b>	
Parks, Playgrounds, Shade Trees	22,300.00	ISSUED AND OUTSTANDING		Balance January 1, 1982	77,200.00
Land Reclamation & Conservation	1,000.00	School	6,548,955.46	Transfers From Taxes or Liens	
Other Recreational Services	190,850.00	Self-Liquidating	4,382,000.00	Sale for Cash (1982)	
<b>EDUCATION (excluding schools)</b>		Other	11,330,955.46	Cancelled, Abated or Adjusted (1982)	
Libraries	16,060.00	Total		Balance December 31, 1982	77,200.00
Other Educational Services	6,000.00	EQUALIZED VALUATION BASIS		<b>CURRENT FINANCES DECEMBER 31, 1982</b>	
<b>STATUTORY EXPENDITURES</b>		FOR NET DEBT COMPUTATION	452,426,960	<b>ASSETS</b>	
Pensions & F. I. C. A.	262,940.00	REAL PROPERTY VALUATIONS		Cash Dec. 31, 1982	2,645,175.41
Employee Fringe Benefits	115,000.00	Code Class # of Parcels % VAL'N		Taxes Receivable	502,665.15
Other Statutory Expenditures	15,100.00	1 Vacant Land 1435 6.05	35,853,800.00	Tax Title Liens	210,131.39
CETA And Other Public Employment Programs		2 Residential 6185 83.79	496,849,300.00	Foreclosed Property	77,200.00
<b>MUNICIPAL FUNCTIONS</b>	3,562,293.80	3 Farm 431 2.32	13,754,300.00	Emergencies & Other Deferred Charges	111,000.00
<b>CAPITAL IMPROVEMENTS</b>	<b>*MEMO*</b>	4a Commercial 131 7.13	42,293,700.00	State and Federal Aid Receivable	13,534.89
<b>DEBT SERVICE</b>		4b Industrial 8 .71	4,222,100.00	Other Receivables	27,327.63
Principal Payments	160,000.00	4c Apartments		Total	3,587,034.47
Interest Payments	251,664.00	Total 8190	592,973,200.00	<b>LIABILITIES, RESERVES, AND SURPLUS</b>	
<b>DEFERRED CHARGES</b>	43,400.00	Land Area 30.85 Sq. Miles		Cash Liabilities	1,448,511.29
SCHOOL, COUNTY, SPECIAL DISTRICT TAXES	11,391,773.32	Net Valuation Taxable-Municipal	596,456,112	Reserves for Receivables	809,490.17
RESERVE FOR UNCOLLECTED TAXES	466,441.85	Net Valuation Taxable-County	479,905,391	Surplus Dec. 31, 1982	1,329,033.01
<b>EXPENDITURES</b>	<b>TOTAL</b>	State Equalized Valuation	536,972,097	Total	3,587,034.47
	15,875,572.97	State Equalization Ratio	111.15		



1327

Population 1980 **5,354**  
 Population 1982 **5,332**  
 S & P Rating  
 Moody Rating

General Tax Rate Per \$100. **5.43**  
 State Equalized Tax Rate **1.88**

**MANASQUAN BOROUGH - MONMOUTH CO.****Form of Government:****Borough Council****Number of Members on Governing Body - 6****PER CAPITA:**

Gross Debt **534.55**  
 Net Debt **169.39**  
 Debt Service **8.66**  
 Total Tax Levy **747.11**  
 Municipal Expenditures **359.15**

**PER CENT:**

Gross Debt **1.52**  
 Net Debt **.48**  
 Tax Levy Collected **96.09**  
 Tax Levy Cancelled, Abated or Adjusted **.01**

EXPENDITURES		REVENUES-REALIZED		1982 PROPERTY TAX	
<b>GENERAL GOVERNMENT</b>				<b>STATE EQUALIZED TAX RATE</b> → <b>1.00</b>	
Governing Body & Public Boords		1982 Property Taxes Collected	<b>3,816,006.27</b>	Local District School Taxes	<b>2,101,503.00</b>
Municipal Clerk		1982 Payments in Lieu of Taxes		Regional & Consolidated School Tax	
Financial Administration	<b>8,302.00</b>	Delinquent Tax & Lien Collections	<b>233,344.53</b>	School Taxes in Municipal Budget	
Assessment of Taxes	<b>14,312.86</b>	Business Personalty Replacement Taxes	<b>44,153.60</b>	County Taxes	<b>.50 *</b> <b>1,051,897.87</b>
Collection of Taxes	<b>21,912.41</b>	Taxes from Public Utilities	<b>303,410.00</b>	County Library Taxes	<b>.02</b> <b>39,494.40</b>
Planning, Housing & Development	<b>19,242.11</b>	Other Miscellaneous Tax Revenues		Local Municipal Purpose Taxes	<b>.37</b> <b>769,285.06</b>
Human Resources		State Aid Revenues	<b>55,566.15</b>	Veteran & Senior Citizen Taxes	<b>75,100.00</b>
Elections	<b>950.00</b>	Federal Aid Revenues		Total Taxes for Rote Computation	<b>1.89</b> <b>4,037,280.33</b>
General Administration (other)	<b>114,222.89</b>	Stote and Local Fiscal Assistance Act Utilized	<b>58,679.23</b>	Special District Taxes	
<b>JUDICIARY</b>		Sole of Acquired Property		Bank Corp. Taxes	<b>12,675.65</b>
Municipal Courts	<b>24,768.82</b>	Other Miscellaneous Revenues	<b>421,045.43</b>	Added and Omitted Taxes	<b>8,728.02</b>
<b>PUBLIC SAFETY</b>		Total	<b>4,932,205.21</b>	Total Taxes Levied - ABSTRACT	<b>3,983,584.00</b>
Fire Protection	<b>45,968.65</b>	Prior Years Surplus Appropriated	<b>207,000.00</b>	Total Taxes Billed	<b>3,971,169.69</b>
Police Protection	<b>574,411.04</b>	<b>REVENUES</b>	<b>5,129,205.21</b>	1982 TAXES COLLECTED	<b>3,816,006.27</b>
Civil Defense & Disaster Control	<b>3,931.24</b>	Reserve For Uncollected Taxes	<b>272,512.75</b>	1982 Taxes Cancelled, Abated or Adjusted	<b>244.53</b>
Environmental Inspection & Control	<b>38,345.21</b>	<b>CAPITAL OUTLAY</b>	<b>56,800.51</b>	Transfer to Tax Title Liens or Foreclosed	
Other Public Safety		Total		Balance Outstanding Dec. 31, 1982	<b>154,918.89</b>
<b>PUBLIC WORKS</b>		Public Enterprises	<b>43,627.50</b>	<b>PRIOR YEARS TAXES OUTSTANDING</b>	
Streets and Drainoge	<b>174,423.70</b>	Recreation—Culture		Balance January 1, 1982	<b>227,002.14</b>
Sewers and Sewage Processing		Public Works	<b>51,248.01</b>	Collected in 1982	<b>227,002.14</b>
Gorbage and Trosh Disposol	<b>220,500.00</b>	Buildings and Grounds	<b>1,925.00</b>	Cancelled, Aboted or Adjusted 1982	
Public Buildings and Grounds	<b>35,883.56</b>	Library and Education		Transfers to Tax Title Liens or Foreclosed	
Other Public Works	<b>19,399.32</b>	Conservation		Balance December 31, 1982	
<b>HEALTH and WELFARE</b>		All Other		<b>TAX TITLE LIENS OUTSTANDING</b>	
Health Services Except Environmental	<b>4,599.11</b>	<b>CAPITAL DEBT AUTHORIZED, DECEMBER 31, 1982</b>		Balance January 1, 1982	<b>6,342.39</b>
Welfare-Public Assistance	<b>3,008.05</b>	<b>ISSUED AND UNISSUED</b>		Transfer From Taxes	
Hospitols, Clinics, First Aid		School	<b>1,947,000</b>	Redeemed in 1982	<b>6,342.39</b>
Animal, Insect, & Rodent Control		Self-liquidoting	<b>181,697</b>	Cancelled, Abated or Adjusted (1982)	
Other Welfare Services		Other	<b>721,503</b>	Transfers to Foreclosed Property	
<b>RECREATION and CONSERVATION</b>		Total	<b>2,850,201</b>	Balance December 31, 1982	
Beoches and Boordwalks		<b>ISSUED AND OUTSTANDING</b>		<b>PROPERTY ACQUIRED BY DEED OR FORECLOSURE</b>	
Parks, Playgrounds, Shade Trees	<b>21,935.97</b>	School	<b>1,947,000.00</b>	Balance January 1, 1982	<b>48,440.00</b>
Land Reclomotion & Conservation	<b>200.00</b>	Self-Liquidating		Transfers From Taxes or Liens	
Other Recreational Services	<b>9,475.00</b>	Other	<b>226,000.00</b>	Sole for Cash (1982)	
<b>EDUCATION (excluding schools)</b>		Total	<b>2,173,000.00</b>	Cancelled, Aboted or Adjusted (1982)	
Libraries	<b>25,500.00</b>	<b>EQUALIZED VALUATION BASIS</b>		Balance December 31, 1982	<b>48,440.00</b>
Other Educational Services		<b>FOR NET DEBT COMPUTATION</b>	<b>188,027,167</b>	<b>CURRENT FINANCES DECEMBER 31, 1982</b>	
<b>STATUTORY EXPENDITURES</b>		<b>REAL PROPERTY VALUATIONS</b>		<b>ASSETS</b>	
Pensions & F. I. C. A.	<b>112,616.13</b>	Code Class # of Parcels % VAL'N		Cash Dec. 31, 1982	<b>1,186,534.15</b>
Employee Fringe Benefits	<b>30,000.00</b>	1 Vacant Land 310 3.85	<b>2,792,950.00</b>	Taxes Receivable	<b>154,918.89</b>
Other Statutory Expenditures	<b>8,000.00</b>	2 Residential 250+ 80.68	<b>58,462,100.00</b>	Tax Title Liens	
<b>CETA And Other Public Employment Programs</b>		3 Farm		Foreclosed Property	<b>48,440.00</b>
<b>MUNICIPAL FUNCTIONS</b>		4a Commercial 159 14.05	<b>10,183,000.00</b>	Emergencies & Other Deferred Charges	<b>63,600.00</b>
<b>CAPITAL IMPROVEMENTS</b>	<b>*MEMO*</b>	4b Industrial 10 .55	<b>398,600.00</b>	State and Federal Aid Receivable	
<b>DEBT SERVICE</b>		4c Aportments 4 .86	<b>625,300.00</b>	Other Receivables	<b>228,898.21</b>
Principal Payments	<b>30,000.00</b>	Total 2987	<b>72,461,950.00</b>	Total	<b>1,682,391.25</b>
Interest Payments	<b>16,200.00</b>	Land Area 1.40 Sq. Miles		<b>LIABILITIES, RESERVES, AND SURPLUS</b>	
<b>DEFERRED CHARGES</b>	<b>64,369.40</b>	Net Valuation Taxable-Municipal	<b>72,919,427</b>	Cash Liabilities	<b>863,351.05</b>
<b>SCHOOL, COUNTY, SPECIAL DISTRICT TAXES</b>	<b>3,192,895.27</b>	Net Valuation Taxable-County	<b>192,644,674</b>	Reserves for Receivables	<b>348,534.86</b>
<b>RESERVE FOR UNCOLLECTED TAXES</b>	<b>272,512.75</b>	State Equalized Valuation	<b>209,831,727</b>	Surplus Dec. 31, 1982	<b>470,505.34</b>
<b>EXPENDITURES</b>	<b>5,107,885.49</b>	State Equalization Ratio	<b>34.61</b>	Total	<b>1,682,391.25</b>

1518

Population 1980 27,987  
 Population 1982 25,844  
 S & P Rating AAA  
 Moody Rating 8AA1

General Tax Rate Per \$100.

2.52

State Equalized Tax Rate

1.73

## MANCHESTER TOWNSHIP - OCEAN CO.

## Form of Government:

## Township Committee

## Number of Members on Governing Body - 5

## PER CAPITA:

Gross Debt 584.15  
 Net Debt 221.03  
 Debt Service 30.89  
 Total Tax Levy 410.85  
 Municipal Expenditures 213.17

## PER CENT:

Gross Debt 2.93  
 Net Debt 1.11  
 Tax Levy Collected 95.70  
 Tax Levy Cancelled, Abated or Adjusted .03

EXPENDITURES		REVENUES-REALIZED		1982 PROPERTY TAX	
GENERAL GOVERNMENT				STATE EQUALIZED TAX RATE $\rightarrow$	
Governing Body & Public Boards				Local District School Taxes .78	5,417,177.68
Municipal Clerk				Regional & Consolidated School Tax	
Financial Administration	56,238.60	1982 Property Taxes Collected 11,705,099.85		School Taxes in Municipal Budget	
Assessment of Taxes	78,975.48			County Taxes .42 *	2,922,418.46
Collection of Taxes	127,343.87			County Library Taxes .02	167,959.62
Planning, Housing & Development	49,783.11			Local Municipal Purpose Taxes .50	3,424,000.00
Human Resources	12,000.00			Veteran & Senior Citizen Taxes	327,050.00
Elections				Total Taxes for Rate Computation 1.72	12,258,605.76
General Administration (other)	736,201.99			Special District Taxes	
JUDICIARY				Bank Corp. Taxes	30,192.00
Municipal Courts	108,297.20			Added and Omitted Taxes	299,647.41
PUBLIC SAFETY				Total Taxes Levied - ABSTRACT	12,261,395.17
Fire Protection	82,524.14			Total Taxes Billed	12,231,203.17
Police Protection	1,430,014.58			1982 TAXES COLLECTED	11,705,099.85
Civil Defense & Disaster Control	905.33			1982 Taxes Cancelled, Abated or Adjusted	3,800.00
Environmental Inspection & Control	156,004.58			Transfer to Tax Title Liens or Foreclosed	
Other Public Safety				Balance Outstanding Dec. 31, 1982	523,303.32
PUBLIC WORKS				PRIOR YEARS TAXES OUTSTANDING	
Streets and Drainage	530,083.37			Balance January 1, 1982	461,661.99
Sewers and Sewage Processing				Collected in 1982	400,222.19
Garbage and Trash Disposal	16,443.50			Cancelled, Abated or Adjusted 1982	
Public Buildings and Grounds	110,927.18			Transfers to Tax Title Liens or Foreclosed	12,435.36
Other Public Works	114,598.89			Balance December 31, 1982	49,004.44
HEALTH and WELFARE				TAX TITLE LIENS OUTSTANDING	
Health Services Except Environmental	84,670.55			Balance January 1, 1982	135,539.92
Welfare-Public Assistance	19,500.11			Transfer From Taxes	16,764.06
Hospitals, Clinics, First Aid	1,000.00			Redeemed in 1982	1,380.20
Animal, Insect, & Rodent Control	25,613.60			Cancelled, Abated or Adjusted (1982)	
Other Welfare Services	12,724.64			Transfers to Foreclosed Property	
RECREATION and CONSERVATION				Balance December 31, 1982	150,923.78
Beaches and Boardwalks				PROPERTY ACQUIRED BY DEED OR FORECLOSURE	
Parks, Playgrounds, Shade Trees	35,358.24			Balance January 1, 1982	84,588.31
Land Reclamation & Conservation	47,358.75			Transfers From Taxes or Liens	
Other Recreational Services	12,000.00			Sale for Cash (1982)	17,420.00
EDUCATION (excluding schools)				Cancelled, Abated or Adjusted (1982)	
Libraries				Balance December 31, 1982	67,168.31
Other Educational Services	6,535.40			CURRENT FINANCES DECEMBER 31, 1982	
STATUTORY EXPENDITURES				ASSETS	
Pensions & F. I. C. A.	410,471.42			Cash Dec. 31, 1982	1,048,208.62
Employee Fringe Benefits	170,872.50			Taxes Receivable	572,307.76
Other Statutory Expenditures	19,000.00			Tax Title Liens	150,923.78
CETA And Other Public Employment Programs				Foreclosed Property	67,168.31
MUNICIPAL FUNCTIONS TOTAL	4,495,447.03			Emergencies & Other Deferred Charges	188,532.88
CAPITAL IMPROVEMENTS *MEMO*	25,000.00			State and Federal Aid Receivable	35,235.48
DEBT SERVICE				Other Receivables	265,559.35
Principal Payments	248,250.00			Total	2,327,936.18
Interest Payments	673,543.61			LIABILITIES, RESERVES, AND SURPLUS	
DEFERRED CHARGES	275,653.15			Cash Liabilities	296,561.40
SCHOOL, COUNTY, SPECIAL DISTRICT TAXES	8,507,555.76			Reserves for Receivables	1,055,959.20
RESERVE FOR UNCOLLECTED TAXES	668,899.21			Surplus Dec. 31, 1982	975,415.58
EXPENDITURES TOTAL	14,869,348.76			Total	2,327,936.18
		CAPITAL OUTLAY TOTAL 1,786,821.89			
		Public Enterprises			
		Recreation—Culture 1,284,656.44			
		Public Works 502,130.77			
		Buildings and Grounds 34.68			
		Library and Education			
		Conservation			
		All Other			
		CAPITAL DEBT AUTHORIZED, DECEMBER 31, 1982			
		ISSUED AND UNISSUED GROSS DEBT NET DEBT			
		School 10,837,000			
		Self-liquidating 6,596,450			
		Other 17,433,450			
		Total 17,433,450			
		ISSUED AND OUTSTANDING			
		School 10,837,000.00			
		Self-Liquidating 6,571,000.00			
		Other 17,408,000.00			
		Total 17,408,000.00			
		EQUALIZED VALUATION BASIS FOR NET DEBT COMPUTATION 555,873,722			
		REAL PROPERTY VALUATIONS			
		Code Class # of Parcels % VAL'N ASSESSED VALUATION			
		1 Vacant Land 8929 8.54 39,896,548.00			
		2 Residential 7238 52.04 243,144,800.00			
		3 Farm 34 .09 416,900.00			
		4a Commercial 125 6.87 32,100,200.00			
		4b Industrial 9 1.88 8,758,600.00			
		4c Apartments 21 30.58 142,906,700.00			
		Total 16356 467,263,748.00			
		Land Area 82.50 Sq. Miles			
		Net Valuation Taxable-Municipal 474,027,206			
		Net Valuation Taxable-County 628,559,637			
		State Equalized Valuation 687,013,713			
		State Equalization Ratio 68.69			



1705

Population 1980 1,740

Population 1982 1,738

S &amp; P Rating

Moody Rating

General Tax Rate Per \$100.

State Equalized Tax Rate 4.02

2.33

## MANNINGTON TOWNSHIP - SALEM CO.

## Form of Government:

## Township Committee

## Number of Members on Governing Body - 3

## PER CAPITA:

Gross Debt

Net Debt

Debt Service

Total Tax Levy

Municipal Expenditures

639.09

310.50

## PER CENT:

Gross Debt

Net Debt

Tax Levy Collected 95.20

Tax Levy Cancelled, Abated

or Adjusted .03

EXPENDITURES		REVENUES-REALIZED		1982 PROPERTY TAX	
GENERAL GOVERNMENT		STATE EQUALIZED TAX RATE		Local District School Taxes 1.53 720,103.69	
Governing Body & Public Boards		1982 Property Taxes Collected 1,057,412.34		Regional & Consolidated School Tax	
Municipal Clerk		1982 Payments in Lieu of Taxes		School Taxes in Municipal Budget	
Financial Administration	11,500.00	Delinquent Tax & Lien Collections 73,076.80		County Taxes .80 378,077.39	
Assessment of Taxes	22,120.00	Business Personalty Replacement Taxes 94,582.72		County Library Taxes	
Collection of Taxes	8,820.00	Taxes from Public Utilities 210,333.00		Local Municipal Purpose Taxes	
Planning, Housing & Development	3,838.38	Other Miscellaneous Tax Revenues		Veteran & Senior Citizen Taxes	
Human Resources		State Aid Revenues 12,774.98		Total Taxes for Rate Computation 2.33 1,123,431.08	
Elections		Federal Aid Revenues		Special District Taxes	
General Administration (other)	50,956.00	State and Local Fiscal Assistance Act Utilized 14,975.66		Bank Corp. Taxes	
JUDICIARY		Sale of Acquired Property		Added and Omitted Taxes	
Municipal Courts	10,670.00	Other Miscellaneous Revenues 89,837.32		Total Taxes Levied - ABSTRACT 1,110,732.18	
PUBLIC SAFETY		Prior Years Surplus Appropriated 150,000.00		Total Taxes Billed 1,110,722.39	
Fire Protection	35,250.00	REVENUES TOTAL 1,702,992.82		1982 TAXES COLLECTED 1,057,412.34	
Police Protection	1,760.00	Reserve For Uncollected Taxes 117,967.34		1982 Taxes Cancelled, Abated or Adjusted 329.64	
Civil Defense & Disaster Control	2,000.00	CAPITAL OUTLAY TOTAL 20,482.00		Transfer to Tax Title Liens or Foreclosed 637.42	
Environmental Inspection & Control	9,458.00	Public Enterprises		Balance Outstanding Dec. 31, 1982 52,342.99	
Other Public Safety		Recreation—Culture		PRIOR YEARS TAXES OUTSTANDING	
PUBLIC WORKS		Public Works 20,482.00		Balance January 1, 1982 71,332.36	
Streets and Drainage	214,175.66	Buildings and Grounds		Collected in 1982 66,369.11	
Sewers and Sewage Processing		Library and Education		Cancelled, Abated or Adjusted 1982 6.95	
Garbage and Trash Disposal	20,350.00	Conservation		Transfers to Tax Title Liens or Foreclosed 4,956.30	
Public Buildings and Grounds	5,350.00	All Other		Balance December 31, 1982	
Other Public Works		CAPITAL AUTHORIZED, DECEMBER 31, 1982		TAX TITLE LIENS OUTSTANDING	
HEALTH and WELFARE		ISSUED AND UNISSUED GROSS DEBT NET DEBT		Balance January 1, 1982 2,317.48	
Health Services Except Environmental	900.00	School		Transfer From Taxes 6,190.07	
Welfare-Public Assistance	3,228.00	Self-liquidating		Redeemed in 1982 6,707.69	
Hospitals, Clinics, First Aid	1,500.00	Other		Cancelled, Abated or Adjusted (1982)	
Animal, Insect, & Rodent Control	5,200.00	Total		Transfers to Foreclosed Property	
Other Welfare Services		ISSUED AND OUTSTANDING		Balance December 31, 1982 1,799.86	
RECREATION and CONSERVATION		School		PROPERTY ACQUIRED BY DEED OR	
Beaches and Boardwalks		Self-Liquidating		FORECLOSURE	
Parks, Playgrounds, Shade Trees		Other		Balance January 1, 1982 38,200.00	
Land Reclamation & Conservation		Total		Transfers From Taxes or Liens	
Other Recreational Services	100.00	EQUALIZED VALUATION BASIS		Sale for Cash (1982)	
EDUCATION (excluding schools)		FOR NET DEBT COMPUTATION 42,280,175		Cancelled, Abated or Adjusted (1982)	
Libraries		REAL PROPERTY VALUATIONS		Transfers to Foreclosed Property	
Other Educational Services		Code Class # of Parcels % VAL'N ASSESSED VALUATION		Balance December 31, 1982 38,200.00	
STATUTORY EXPENDITURES		1 Vacant Land 368 2.59 688,100.00		CURRENT FINANCES DECEMBER 31, 1982	
Pensions & F. I. C. A.	13,013.62	2 Residential 386 34.72 9,228,300.00		ASSETS	
Employee Fringe Benefits		3 Farm 547 33.92 9,014,900.00		Cash Dec. 31, 1982 674,136.48	
Other Statutory Expenditures	1,500.00	4a Commercial 38 4.43 1,178,300.00		Taxes Receivable 52,342.99	
CETA And Other Public Employment Programs		4b Industrial 6 24.33 6,467,400.00		Tax Title Liens 1,799.86	
MUNICIPAL FUNCTIONS TOTAL 421,685.66		4c Apartments		Foreclosed Property 38,200.00	
CAPITAL IMPROVEMENTS *MEMO*		Total 1345 26,577,000.00		Emergencies & Other Deferred Charges 312.79	
DEBT SERVICE		Land Area 38.10 Sq. Miles		State and Federal Aid Receivable 375.00	
Principal Payments		Net Valuation Taxable-Municipal 27,374,343		Other Receivables 15,977.78	
Interest Payments		Net Valuation Taxable-County 45,975,113		Total 783,144.90	
DEFERRED CHARGES		State Equalized Valuation 46,591,762		LIABILITIES, RESERVES, AND SURPLUS	
SCHOOL, COUNTY, SPECIAL DISTRICT TAXES 1,098,181.08		State Equalization Ratio 58.04		Cash Liabilities 331,709.64	
RESERVE FOR UNCOLLECTED TAXES 117,967.34				Reserves for Receivables 108,320.63	
EXPENDITURES TOTAL 1,637,838.08				Surplus Dec. 31, 1982 343,114.63	
				Total 783,144.90	

0318

Population 1980 2,523  
 Population 1982 2,560  
 S & P Rating  
 Moody Rating

General Tax Rate Per \$100. 2.25  
 State Equalized Tax Rate 2.11

## MANSFIELD TOWNSHIP - BURLINGTON CO.

## Form of Government:

## Township Committee

## Number of Members on Governing Body - 3

## PER CAPITA:

Gross Debt 229.49  
 Net Debt 195.31  
 Debt Service 35.82  
 Total Tax Levy 551.59  
 Municipal Expenditures 362.44

## PER CENT:

Gross Debt .94  
 Net Debt .80  
 Tax Levy Collected 93.22  
 Tax Levy Cancelled, Abated or Adjusted .49

EXPENDITURES		REVENUES-REALIZED		1982 PROPERTY TAX	
GENERAL GOVERNMENT				STATE EQUALIZED TAX RATE	
Governing Body & Public Boards				Local District School Taxes .64	425,762.00
Municipal Clerk				Regional & Consolidated School Tax .84	555,981.64
Financial Administration	15,420.00	1982 Property Taxes Collected 1,315,546.09		School Taxes in Municipal Budget	
Assessment of Taxes	8,582.00			County Taxes .59	392,701.72
Collection of Taxes	13,700.00			County Library Taxes .03	22,155.28
Planning, Housing & Development	49,915.00	1982 Payments in Lieu of Taxes		Local Municipal Purpose Taxes	
Human Resources	500.00	Delinquent Tax & Lien Collections 151,015.80		Veteran & Senior Citizen Taxes	23,675.00
Elections	1,100.00	Business Personalty Replacement Taxes 30,529.44		Total Taxes for Rate Computation 2.10	1,420,275.64
General Administration (other)	125,600.00	Taxes from Public Utilities 326,962.00		Special District Taxes	1,890.00
JUDICIARY		Other Miscellaneous Tax Revenues		Bank Corp Taxes	3,129.74
Municipal Courts	73,500.00	State Aid Revenues 18,336.65		Added and Omitted Taxes	10,447.88
PUBLIC SAFETY		Federal Aid Revenues		Total Taxes Levied - ABSTRACT	1,412,068.26
Fire Protection	23,500.00	State and Local Fiscal Assistance Act Utilized 30,770.00		Total Taxes Billed	1,411,236.44
Police Protection	74,000.00	Sale of Acquired Property		1982 TAXES COLLECTED	1,315,546.09
Civil Defense & Disaster Control	830.00	Other Miscellaneous Revenues		1982 Taxes Cancelled, Abated or Adjusted	6,857.03
Environmental Inspection & Control	9,950.00	Prior Years Surplus Appropriated 315,472.00		Transfer to Tax Title Liens or Foreclosed	3,027.71
Other Public Safety		REVENUES TOTAL 2,539,255.96		Balance Outstanding Dec. 31, 1982	85,805.61
PUBLIC WORKS		Reserve For Uncollected Taxes 164,453.00		PRIOR YEARS TAXES OUTSTANDING	
Streets and Drainage	122,500.00	CAPITAL OUTLAY TOTAL 46,803.76		Balance January 1, 1982	135,017.76
Sewers and Sewage Processing	4,000.00	Public Enterprises		Collected in 1982	132,381.66
Gorbage and Trash Disposal	49,638.00	Recreation—Culture		Cancelled, Abated or Adjusted 1982	98.55
Public Buildings and Grounds	31,500.00	Public Works		Transfers to Tax Title Liens or Foreclosed	2,537.55
Other Public Works		Buildings and Grounds		Balance December 31, 1982	
HEALTH and WELFARE		Library and Education		TAX TITLE LIENS OUTSTANDING	
Health Services Except Environmental	1,100.00	Conservation		Balance January 1, 1982	20,849.13
Welfare-Public Assistance	3,950.00	All Other		Transfer From Taxes	5,878.46
Hospitals, Clinics, First Aid		CAPITAL DEBT AUTHORIZED, DECEMBER 31, 1982		Redeemed in 1982	18,634.14
Animal, Insect, & Rodent Control	500.00	ISSUED AND UNISSUED GROSS DEBT NET DEBT		Cancelled, Abated or Adjusted (1982)	
Other Welfare Services		School 87,484		Transfers to Foreclosed Property	
RECREATION and CONSERVATION		Self-liquidating 500,000 500,000		Balance December 31, 1982	8,093.45
Beaches and Boardwalks		Other 500,000 500,000		PROPERTY ACQUIRED BY DEED OR FORECLOSURE	
Parks, Playgrounds, Shade Trees		Total 587,484 500,000		Balance January 1, 1982	
Land Reclamation & Conservation		ISSUED AND OUTSTANDING		Transfers From Taxes or Liens	
Other Recreational Services	13,500.00	School 87,484.25		Sale for Cash (1982)	
EDUCATION (excluding schools)		Self-liquidating 500,000.00		Cancelled, Abated or Adjusted (1982)	
Libraries		Other 587,484.25		Balance December 31, 1982	
Other Educational Services	30,000.00	Total 587,484.25		CURRENT FINANCES DECEMBER 31, 1982	
STATUTORY EXPENDITURES		EQUALIZED VALUATION BASIS		ASSETS	
Pensions & F. I. C. A.	16,500.00	FOR NET DEBT COMPUTATION 62,484.659		Cash Dec. 31, 1982	910,629.97
Employee Fringe Benefits		REAL PROPERTY VALUATIONS		Taxes Receivable	85,805.61
Other Statutory Expenditures	1,800.23	Code Class # of Parcels % VAL'N ASSESSED VALUATION		Tax Title Liens	8,093.45
CETA And Other Public Employment Programs		1 Vacant Land 150 6.98 4,230,600.00		Foreclosed Property	
MUNICIPAL FUNCTIONS TOTAL 671,585.23		2 Residential 611 53.46 32,382,600.00		Emergencies & Other Deferred Charges	
CAPITAL IMPROVEMENTS *MEMO* 30,000.00		3 Farm 353 18.57 11,245,200.00		State and Federal Aid Receivable	5,991.57
DEBT SERVICE		4a Commercial 63 15.21 9,211,800.00		Other Receivables	1,020.14
Principal Payments	36,000.00	4b Industrial 3 4.98 3,016,600.00		Total	1,011,540.74
Interest Payments	55,690.00	4c Apartments 7 .80 484,200.00		LIABILITIES, RESERVES, AND SURPLUS	
DEFERRED CHARGES 109.77		Total 1187 60,571,000.00		Cash Liabilities	411,017.62
SCHOOL, COUNTY, SPECIAL DISTRICT TAXES 1,358,490.64		Land Area 23.09 Sq. Miles		Reserves for Receivables	54,919.20
RESERVE FOR UNCOLLECTED TAXES 164,453.00		Net Valuation Taxable-Municipal 61,997,202		Surplus Dec. 31, 1982	505,603.92
EXPENDITURES TOTAL 2,326,328.64		Net Valuation Taxable-County 66,624,905		Total	1,011,540.74
		State Equalized Valuation 65,925,190			
		State Equalization Ratio 93.91			



2116

Population 1980 **5,780**  
 Population 1982 **5,782**  
 S & P Rating  
 Moody Rating

General Tax Rate Per \$100.

**3.18**  
 State Equalized Tax Rate  
**2.30**

**MANFIELD TOWNSHIP – WARREN CO.****Form of Government:****Township Committee****Number of Members on Governing Body – 5****PER CAPITA:**

Gross Debt **268.09**  
 Net Debt **3.64**  
 Debt Service  
 Total Tax Levy **471.50**  
 Municipal Expenditures **208.99**

**PER CENT:**

Gross Debt **1.38**  
 Net Debt **.02**  
 Tax Levy Collected **93.50**  
 Tax Levy Cancelled, Abated or Adjusted **.02**

EXPENDITURES		REVENUES-REALIZED		1982 PROPERTY TAX	
<b>GENERAL GOVERNMENT</b>				<b>STATE EQUALIZED TAX RATE</b> →	
Governing Body & Public Boards		1982 Property Taxes Collected	<b>2,553,317.04</b>	Local District School Taxes <b>.78</b>	<b>919,562.00</b>
Municipal Clerk		1982 Payments in Lieu of Taxes		Regional & Consolidated School Tax <b>.89</b>	<b>1,046,513.14</b>
Financial Administration	<b>13,911.00</b>	Delinquent Tax & Lien Collections	<b>176,273.67</b>	School Taxes in Municipal Budget	
Assessment of Taxes	<b>21,012.50</b>	Business Personalty Replacement Taxes	<b>48,308.68</b>	County Taxes <b>.59</b> *	<b>655,451.97</b>
Collection of Taxes	<b>21,240.00</b>	Taxes from Public Utilities	<b>568,004.00</b>	County Library Taxes <b>.03</b>	<b>34,298.60</b>
Planning, Housing & Development	<b>23,340.00</b>	Other Miscellaneous Tax Revenues		Local Municipal Purpose Taxes <b>.01</b>	<b>11,943.01</b>
Human Resources		State Aid Revenues	<b>27,774.63</b>	Veteran & Senior Citizen Taxes	<b>36,625.00</b>
Elections	<b>1,595.00</b>	Federal Aid Revenues		Total Taxes for Rate Computation <b>2.30</b>	<b>2,744,393.72</b>
General Administration (other)	<b>136,957.00</b>	State and Local Fiscal Assistance Act Utilized	<b>46,165.31</b>	Special District Taxes	
<b>JUDICIARY</b>		Sale of Acquired Property	<b>4,190.00</b>	Bank Corp. Taxes	<b>975.02</b>
Municipal Courts	<b>20,127.00</b>	Other Miscellaneous Revenues	<b>276,213.93</b>	Added and Omitted Taxes	<b>17,473.38</b>
<b>PUBLIC SAFETY</b>		Total	<b>3,700,247.26</b>	Total Taxes Levied - ABSTRACT	<b>2,726,217.12</b>
Fire Protection	<b>50,125.00</b>	Prior Years Surplus Appropriated	<b>420,000.00</b>	Total Taxes Billed	<b>2,730,874.92</b>
Police Protection	<b>234,073.00</b>	REVENUES TOTAL	<b>4,120,247.26</b>	1982 TAXES COLLECTED	<b>2,553,317.04</b>
Civil Defense & Disaster Control	<b>200.00</b>	Reserve For Uncollected Taxes	<b>211,035.44</b>	1982 Taxes Cancelled, Abated or Adjusted	<b>487.63</b>
Environmental Inspection & Control	<b>18,100.00</b>	<b>CAPITAL OUTLAY TOTAL</b>	<b>3,301.29</b>	Transfer to Tax Title Liens or Foreclosed	<b>6,805.93</b>
Other Public Safety		Public Enterprises		Balance Outstanding Dec. 31, 1982	<b>170,264.32</b>
<b>PUBLIC WORKS</b>		Recreation—Culture	<b>3,301.29</b>	<b>PRIOR YEARS TAXES OUTSTANDING</b>	
Streets and Drainage	<b>245,235.11</b>	Public Works		Balance January 1, 1982	<b>166,379.44</b>
Sewers and Sewage Processing		Buildings and Grounds		Collected in 1982	<b>162,227.02</b>
Garbage and Trash Disposal	<b>7,000.00</b>	Library and Education		Cancelled, Abated or Adjusted 1982	
Public Buildings and Grounds	<b>75,000.00</b>	Conservation		Transfers to Tax Title Liens or Foreclosed	<b>3,923.14</b>
Other Public Works		All Other		Balance December 31, 1982	<b>229.28</b>
<b>HEALTH and WELFARE</b>		<b>CAPITAL DEBT AUTHORIZED, DECEMBER 31, 1982</b>		<b>TAX TITLE LIENS OUTSTANDING</b>	
Health Services Except Environmental	<b>850.00</b>	ISSUED AND UNISSUED GROSS DEBT		Balance January 1, 1982	<b>51,555.35</b>
Welfare-Public Assistance	<b>1,400.00</b>	School	<b>1,529,071</b>	Transfer From Taxes	<b>8,721.99</b>
Hospitals, Clinics, First Aid	<b>3,200.00</b>	Self-liquidating		Redeemed in 1982	<b>14,046.65</b>
Animal, Insect, & Rodent Control	<b>5,100.00</b>	Other	<b>21,048</b>	Cancelled, Abated or Adjusted (1982)	<b>2,385.15</b>
Other Welfare Services		Total	<b>1,550,119</b>	Transfers to Foreclosed Property	<b>11,559.49</b>
<b>RECREATION and CONSERVATION</b>		ISSUED AND OUTSTANDING		Balance December 31, 1982	<b>32,286.05</b>
Beaches and Boardwalks		School	<b>1,344,720.96</b>	<b>PROPERTY ACQUIRED BY DEED OR FORECLOSURE</b>	
Parks, Playgrounds, Shade Trees		Self-Liquidating		Balance January 1, 1982	<b>273,053.52</b>
Land Reclamation & Conservation	<b>2,980.00</b>	Other		Transfers From Taxes or Liens	<b>14,001.48</b>
Other Recreational Services	<b>24,000.00</b>	Total	<b>1,344,720.96</b>	Sale for Cash (1982)	<b>4,190.00</b>
<b>EDUCATION (excluding schools)</b>		<b>EQUALIZED VALUATION BASIS FOR NET DEBT COMPUTATION</b>	<b>112,640,475</b>	Cancelled, Abated or Adjusted (1982)	<b>282,865.00</b>
Libraries		<b>REAL PROPERTY VALUATIONS</b>		<b>CURRENT FINANCES DECEMBER 31, 1982</b>	
Other Educational Services	<b>51,926.57</b>	Code Class # of Parcels % VAL'N		<b>ASSETS</b>	
<b>STATUTORY EXPENDITURES</b>		1 Vacant Land 799 7.33	<b>6,182,340.00</b>	Cash Dec. 31, 1982	<b>1,823,199.98</b>
Pensions & F. I. C. A.	<b>21,500.00</b>	2 Residential 1215 58.16	<b>49,065,542.00</b>	Taxes Receivable	<b>170,493.60</b>
Employee Fringe Benefits	<b>2,500.00</b>	3 Farm 206 6.05	<b>5,100,225.00</b>	Tax Title Liens	<b>32,286.05</b>
Other Statutory Expenditures		4a Commercial 38 5.07	<b>4,275,465.00</b>	Foreclosed Property	<b>282,865.00</b>
CETA And Other Public Employment Programs		4b Industrial 8 8.90	<b>7,507,645.00</b>	Emergencies & Other Deferred Charges	<b>1,483.28</b>
<b>MUNICIPAL FUNCTIONS TOTAL</b>	<b>981,376.18</b>	4c Apartments 5 14.49	<b>12,227,170.00</b>	State and Federal Aid Receivable	<b>3,908.41</b>
<b>CAPITAL IMPROVEMENTS *MEMO*</b>	<b>20,000.00</b>	Total 2271	<b>84,358,387.00</b>	Other Receivables	<b>1,996.48</b>
<b>DEBT SERVICE</b>		Land Area 29.65 Sq. Miles		Total	<b>2,316,232.80</b>
Principal Payments		Net Valuation Taxable-Municipal	<b>85,327,095</b>	<b>LIABILITIES, RESERVES, AND SURPLUS</b>	
Interest Payments		Net Valuation Taxable-County	<b>118,080,339</b>	Cash Liabilities	<b>1,286,602.41</b>
<b>DEFERRED CHARGES</b>	<b>15,971.17</b>	State Equalized Valuation	<b>117,518,669</b>	Reserves for Receivables	<b>487,641.13</b>
SCHOOL, COUNTY, SPECIAL DISTRICT TAXES	<b>2,655,825.71</b>	State Equalization Ratio	<b>72.38</b>	Surplus Dec. 31, 1982	<b>541,989.26</b>
RESERVE FOR UNCOLLECTED TAXES	<b>211,035.44</b>			Total	<b>2,316,232.80</b>
<b>EXPENDITURES TOTAL</b>	<b>3,904,208.50</b>				

1519

Population 1980 **433**  
 Population 1982 **445**  
 S & P Rating  
 Moody Rating

General Tax Rate Per \$100. **1.20**  
 State Equalized Tax Rate **.79**

**MANTOLOKING BOROUGH - OCEAN CO.**  
**Form of Government:**  
**Borough Council**  
**Number of Members on Governing Body - 6**

PER CAPITA:  
 Gross Debt **779.78**  
 Net Debt **779.78**  
 Debt Service **1,265.43**  
 Total Tax Levy **2,307.87**  
 Municipal Expenditures **2,686.36**

PER CENT:  
 Gross Debt **.33**  
 Net Debt **.33**  
 Tax Levy Collected **98.37**  
 Tax Levy Cancelled, Abated or Adjusted **.04**

EXPENDITURES		REVENUES-REALIZED		1982 PROPERTY TAX	
GENERAL GOVERNMENT				STATE EQUALIZED TAX RATE <b>.06</b>	
Governing Body & Public Boards	1,000.00	1982 Property Taxes Collected	1,011,109.60	Local District School Taxes	83,845.00
Municipal Clerk	21,000.00	1982 Payments in Lieu of Taxes		Regional & Consolidated School Tax	
Financial Administration	11,500.00	Delinquent Tax & Lien Collections	21,727.17	School Taxes in Municipal Budget	
Assessment of Taxes	8,100.00	Business Personalty Replacement Taxes	1,129.48	County Taxes	* 475,043.42
Collection of Taxes	9,600.00	Taxes from Public Utilities	96,438.48	County Library Taxes	.02 27,299.38
Planning, Housing & Development	6,500.00	Other Miscellaneous Tax Revenues		Local Municipal Purpose Taxes	.34 436,192.00
Human Resources		State Aid Revenues	5,013.38	Veteran & Senior Citizen Taxes	2,675.00
Elections		Federal Aid Revenues		Total Taxes for Rate Computation	.79 1,025,054.80
General Administration (other)	80,700.00	State and Local Fiscal Assistance Act Utilized	26,640.00	Special District Taxes	
JUDICIARY		Sale of Acquired Property		Bank Corp. Taxes	
Municipal Courts	15,500.00	Other Miscellaneous Revenues	212,556.17	Added and Omitted Taxes	4,621.34
PUBLIC SAFETY		Total	1,374,614.28	Total Taxes Levied - ABSTRACT	1,027,001.14
Fire Protection	28,500.00	Prior Years Surplus Appropriated	485,000.00	Total Taxes Billed	1,027,825.27
Police Protection	182,950.00	REVENUES TOTAL	1,859,614.28	1982 TAXES COLLECTED	1,011,109.60
Civil Defense & Disaster Control	1,000.00	Reserve For Uncollected Taxes	24,000.00	1982 Taxes Cancelled, Abated or Adjusted	426.84
Environmental Inspection & Control	6,000.00	CAPITAL OUTLAY TOTAL	13,343.10	Transfer to Tax Title Liens or Foreclosed	
Other Public Safety				Balance Outstanding Dec. 31, 1982	16,288.83
PUBLIC WORKS				PRIOR YEARS TAXES OUTSTANDING	
Streets and Drainage	47,625.00	Public Enterprises		Balance January 1, 1982	21,928.07
Sewers and Sewage Processing	72,300.00	Recreation—Culture		Collected in 1982	21,727.17
Garbage and Trash Disposal	60,840.00	Public Works	13,343.10	Cancelled, Abated or Adjusted 1982	200.90
Public Buildings and Grounds	19,500.00	Buildings and Grounds		Transfers to Tax Title Liens or Foreclosed	
Other Public Works		Library and Education		Balance December 31, 1982	
HEALTH and WELFARE		Conservation		TAX TITLE LIENS OUTSTANDING	
Health Services Except Environmental	600.00	All Other		Balance January 1, 1982	
Welfare-Public Assistance	2,000.00	CAPITAL DEBT AUTHORIZED, DECEMBER 31, 1982		Transfer From Taxes	
Hospitals, Clinics, First Aid	200.00	ISSUED AND UNISSUED		Redeemed in 1982	
Animal, Insect, & Rodent Control		School		Cancelled, Abated or Adjusted (1982)	
Other Welfare Services		Self-liquidating		Transfers to Foreclosed Property	
RECREATION and CONSERVATION		Other	347,000	Balance December 31, 1982	
Beaches and Boardwalks		Total	347,000	PROPERTY ACQUIRED BY DEED OR FORECLOSURE	
Parks, Playgrounds, Shade Trees				Balance January 1, 1982	
Land Reclamation & Conservation				Transfers From Taxes or Liens	
Other Recreational Services				Sale for Cash (1982)	
EDUCATION (excluding schools)				Cancelled, Abated or Adjusted (1982)	
Libraries				Balance December 31, 1982	
Other Educational Services				CURRENT FINANCES DECEMBER 31, 1982	
STATUTORY EXPENDITURES				ASSETS	
Pensions & F. I. C. A.	30,900.00			Cash Dec. 31, 1982	773,022.61
Employee Fringe Benefits				Taxes Receivable	16,288.83
Other Statutory Expenditures	2,000.00			Tax Title Liens	
CETA And Other Public Employment Programs				Foreclosed Property	
MUNICIPAL FUNCTIONS TOTAL	608,315.00			Emergencies & Other Deferred Charges	
CAPITAL IMPROVEMENTS *MEMO*				State and Federal Aid Receivable	
DEBT SERVICE				Other Receivables	894.71
Principal Payments	485,660.00			Total	790,206.15
Interest Payments	77,455.31			LIABILITIES, RESERVES, AND SURPLUS	
DEFERRED CHARGES				Cash Liabilities	603,972.47
SCHOOL, COUNTY, SPECIAL DISTRICT TAXES	586,187.80			Reserves for Receivables	17,183.54
RESERVE FOR UNCOLLECTED TAXES	24,000.00			Surplus Dec. 31, 1982	169,050.14
EXPENDITURES TOTAL	1,781,618.11			Total	790,206.15



## 0810

Population 1980 9,193  
 Population 1982 9,174  
 S & P Rating  
 Moody Rating

General Tax Rate Per \$100.

3.80

State Equalized Tax Rate

2.48

## MANTUA TOWNSHIP - GLOUCESTER CO.

## Form of Government:

## Township Committee

## Number of Members on Governing Body - 5

## PER CAPITA:

Gross Debt 178.62  
 Net Debt 73.14  
 Debt Service 19.96  
 Total Tax Levy 464.79  
 Municipal Expenditures 204.91

## PER CENT:

Gross Debt 1.06  
 Net Debt .43  
 Tax Levy Collected 93.75  
 Tax Levy Cancelled, Abated or Adjusted .32

EXPENDITURES		REVENUES-REALIZED		1982 PROPERTY TAX	
GENERAL GOVERNMENT		1982 Property Taxes Collected		STATE EQUALIZED TAX RATE	
Governing Body & Public Boards			4,004,552.92	Local District School Taxes .65	1,113,376.00
Municipal Clerk		1982 Payments in Lieu of Taxes		Regional & Consolidated School Tax .94	1,611,092.38
Financial Administration	31,400.00	Delinquent Tax & Lien Collections	238,409.18	School Taxes in Municipal Budget	
Assessment of Taxes	7,160.00	Business Personalty Replacement Taxes	60,696.04	County Taxes .58	987,169.52
Collection of Taxes	23,600.00	Taxes from Public Utilities	607,130.00	County Library Taxes .02	27,460.15
Planning, Housing & Development	23,717.00	Other Miscellaneous Tax Revenues		Local Municipal Purpose Taxes .29	503,700.00
Human Resources		State Aid Revenues	134,989.29	Veteran & Senior Citizen Taxes	98,850.00
Elections		Federal Aid Revenues		Total Taxes for Rate Computation 2.48	4,341,648.05
General Administration (other)	207,100.00	State and Local Fiscal Assistance Act Utilized	50,463.81	Special District Taxes	
JUDICIARY		Sale of Acquired Property		Bank Corp. Taxes	6,396.92
Municipal Courts	30,500.00	Other Miscellaneous Revenues	163,705.61	Added and Omitted Taxes	14,808.17
PUBLIC SAFETY		Total	5,299,946.85	Total Taxes Levied - ABSTRACT	4,264,003.14
Fire Protection	57,700.00	Prior Years Surplus Appropriated	122,276.45	Total Taxes Billed	4,271,545.18
Police Protection	475,125.13	REVENUES TOTAL	5,422,223.30	1982 TAXES COLLECTED	4,004,552.92
Civil Defense & Disaster Control		Reserve For Uncollected Taxes	256,257.55	1982 Taxes Cancelled, Abated or Adjusted	13,676.70
Environmental Inspection & Control	10,495.00	CAPITAL OUTLAY TOTAL	152,788.80	Transfer to Tax Title Liens or Foreclosed	31,041.80
Other Public Safety				Balance Outstanding Dec. 31, 1982	222,273.76
PUBLIC WORKS		Public Enterprises		PRIOR YEARS TAXES OUTSTANDING	
Streets and Drainage	124,000.00	Recreation—Culture		Balance January 1, 1982	232,144.75
Sewers and Sewage Processing		Public Works	152,788.80	Collected in 1982	205,703.67
Garbage and Trash Disposal	210,000.00	Buildings and Grounds		Cancelled, Abated or Adjusted 1982	249.66
Public Buildings and Grounds	10,100.00	Library and Education		Transfers to Tax Title Liens or Foreclosed	12,681.94
Other Public Works	30,000.00	Conservation		Balance December 31, 1982	13,509.48
HEALTH and WELFARE		All Other		TAX TITLE LIENS OUTSTANDING	
Health Services Except Environmental	2,437.00	CAPITAL DEBT AUTHORIZED, DECEMBER 31, 1982		Balance January 1, 1982	46,086.34
Welfare-Public Assistance	2,350.00	ISSUED AND UNISSUED GROSS DEBT NET DEBT		Transfer From Taxes	45,529.80
Hospitals, Clinics, First Aid		School 967,761		Redeemed in 1982	32,705.51
Animal, Insect, & Rodent Control	600.00	Self-Liquidating	670,943	Cancelled, Abated or Adjusted (1982)	
Other Welfare Services		Other 1,638,705	670,943	Transfers to Foreclosed Property	
RECREATION and CONSERVATION		Total 1,638,705	670,943	Balance December 31, 1982	58,910.63
Beaches and Boardwalks		ISSUED AND OUTSTANDING		PROPERTY ACQUIRED BY DEED OR FORECLOSURE	
Parks, Playgrounds, Shade Trees		School 967,761.28		Balance January 1, 1982	674,500.00
Land Reclamation & Conservation	100.00	Self-Liquidating	568,350.00	Transfers From Taxes or Liens	
Other Recreational Services	9,999.97	Other 1,536,111.28		Sale for Cash (1982)	
EDUCATION (excluding schools)		Total 1,536,111.28		Cancelled, Abated or Adjusted (1982)	
Libraries		EQUALIZED VALUATION BASIS		Balance December 31, 1982	674,500.00
Other Educational Services		FOR NET DEBT COMPUTATION		CURRENT FINANCES DECEMBER 31, 1982	
STATUTORY EXPENDITURES		REAL PROPERTY VALUATIONS		ASSETS	
Pensions & F. I. C. A.	91,234.40	Code Class # of Parcels % VAL'N ASSESSED VALUATION		Cash Dec. 31, 1982	639,877.68
Employee Fringe Benefits	30,000.00	1 Vacant Land 431 4.70	5,149,500.00	Taxes Receivable	235,783.24
Other Statutory Expenditures	7,811.25	2 Residential 2467 72.81	79,745,300.00	Tax Title Liens	58,910.63
CETA And Other Public Employment Programs		3 Farm 341 6.90	7,550,600.00	Foreclosed Property	674,500.00
MUNICIPAL FUNCTIONS TOTAL	1,385,429.75	4a Commercial 130 12.03	13,170,900.00	Emergencies & Other Deferred Charges	9,057.50
CAPITAL IMPROVEMENTS *MEMC*	10,000.00	4b Industrial 9 3.48	3,809,900.00	State and Federal Aid Receivable	3,307.71
DEBT SERVICE		4c Apartments 2 .09	99,200.00	Other Receivables	10,451.78
Principal Payments	132,193.25	Total 3380	109,525,400.00	Total	1,631,888.54
Interest Payments	50,928.00	Land Area 15.96 Sq. Miles		LIABILITIES, RESERVES, AND SURPLUS	
DEFERRED CHARGES	55,035.00	Net Valuation Taxable-Municipal	111,941,355	Cash Liabilities	269,807.50
SCHOOL, COUNTY, SPECIAL DISTRICT TAXES	3,739,098.05	Net Valuation Taxable-County	157,965,543	Reserves for Receivables	979,645.65
RESERVE FOR UNCOLLECTED TAXES	256,257.55	State Equalized Valuation	170,194,316	Surplus Dec. 31, 1982	382,435.39
EXPENDITURES TOTAL	5,618,941.60	State Equalization Ratio	65.28	Total	1,631,888.54

1811

Population 1980 11,278  
 Population 1982 11,241  
 S & P Rating  
 Moody Rating BAA1

General Tax Rate Per \$100.

State Equalized Tax Rate 2.43  
 2.60

## MANVILLE BOROUGH - SOMERSET CO.

Form of Government:

Borough Council

Number of Members on Governing Body - 6

PER CAPITA:

Gross Debt 427.11  
 Net Debt 278.86  
 Debt Service 29.87  
 Total Tax Levy 597.64  
 Municipal Expenditures 299.79

PER CENT:

Gross Debt 1.58  
 Net Debt 1.29  
 Tax Levy Collected 93.58  
 Tax Levy Cancelled, Abated or Adjusted .32

EXPENDITURES		REVENUES-REALIZED		1982 PROPERTY TAX	
GENERAL GOVERNMENT				STATE EQUALIZED TAX RATE	
Governing Body & Public Boards		1982 Property Taxes Collected	6,274,907.73	Local District School Taxes	1.58
Municipal Clerk		1982 Payments in Lieu of Taxes		Regional & Consolidated School Tax	
Financial Administration	38,500.00	Delinquent Tax & Lien Collections	346,603.49	School Taxes in Municipal Budget	
Assessment of Taxes	13,625.00	Business Personalty Replacement Taxes	608,076.20	County Taxes	.50
Collection of Taxes	44,705.00	Taxes from Public Utilities	452,848.00	County Library Taxes	
Planning, Housing & Development	15,600.00	Other Miscellaneous Tax Revenues		Local Municipal Purpose Taxes	.52
Human Resources		State Aid Revenues	109,389.65	Veteron & Senior Citizen Taxes	
Elections	1,800.00	Federal Aid Revenues		Total Taxes for Rate Computation	2.60
General Administration (other)	312,245.00	State and Local Fiscal Assistance Act Utilized	69,293.79	Special District Taxes	
JUDICIARY		Sale of Acquired Property	3,200.00	Bank Corp. Taxes	27,461.64
Municipal Courts	35,125.00	Other Miscellaneous Revenues	308,973.94	Added and Omitted Taxes	10,722.97
PUBLIC SAFETY		Total	8,153,252.80	Total Taxes Levied - ABSTRACT	6,718,025.50
Fire Protection	46,440.00	Prior Years Surplus Appropriated	330,000.00	Total Taxes Billed	6,705,191.39
Police Protection	648,433.47	REVENUES TOTAL	8,523,252.80	1982 TAXES COLLECTED	6,274,907.73
Civil Defense & Disaster Control	3,950.00	Reserve For Uncollected Taxes	454,200.00	1982 Taxes Cancelled, Abated or Adjusted	21,459.48
Environmental Inspection & Control	22,780.00			Transfer to Tax Title Liens or Foreclosed	35,782.01
Other Public Safety		CAPITAL OUTLAY TOTAL	566,050.71	Balance Outstanding Dec. 31, 1982	373,042.17
PUBLIC WORKS				PRIOR YEARS TAXES OUTSTANDING	
Streets and Drainage	397,129.00	Public Enterprises		Balance January 1, 1982	367,837.41
Sewers and Sewage Processing	219,500.00	Recreation—Culture		Collected in 1982	332,410.65
Garbage and Trash Disposal	136,000.00	Public Works	554,343.00	Cancelled, Abated or Adjusted 1982	1,619.94
Public Buildings and Grounds	42,600.00	Buildings and Grounds	11,707.71	Transfers to Tax Title Liens or Foreclosed	28,353.89
Other Public Works	6,000.00	Library and Education		Balance December 31, 1982	5,452.93
HEALTH and WELFARE		Conservation		TAX TITLE LIENS OUTSTANDING	
Health Services Except Environmental	35,869.00	All Other		Balance January 1, 1982	19,705.63
Welfare-Public Assistance	19,465.00			Transfer From Taxes	67,535.32
Hospitals, Clinics, First Aid	2,000.00	CAPITAL DEBT AUTHORIZED, DECEMBER 31, 1982		Redeemed in 1982	14,192.84
Animal, Insect, & Rodent Control	5,000.00	ISSUED AND UNISSUED		Cancelled, Abated or Adjusted (1982)	
Other Welfare Services	1,000.00	School	1,384,000	Transfers to Foreclosed Property	
RECREATION and CONSERVATION		Self-liquidating	245,000	Balance December 31, 1982	73,048.11
Beaches and Boardwalks		Other	3,172,155	PROPERTY ACQUIRED BY DEED OR FORECLOSURE	
Parks, Playgrounds, Shade Trees	66,340.00	Total	4,801,155	Balance January 1, 1982	106,521.66
Land Reclamation & Conservation				Transfers From Taxes or Liens	
Other Recreational Services	60,304.00	ISSUED AND OUTSTANDING		Sale for Cash (1982)	3,200.00
EDUCATION (excluding schools)		School	1,384,000.00	Cancelled, Abated or Adjusted (1982)	
Libraries	92,100.00	Self-Liquidating	245,000.00	Balance December 31, 1982	103,321.66
Other Educational Services		Other	2,686,000.00	CURRENT FINANCES DECEMBER 31, 1982	
STATUTORY EXPENDITURES		Total	4,315,000.00	ASSETS	
Pensions & F. I. C. A.	210,856.77	EQUALIZED VALUATION BASIS		Cash Dec. 31, 1982	995,925.95
Employee Fringe Benefits	71,000.00	FOR NET DEBT COMPUTATION	243,092,960	Taxes Receivable	378,495.10
Other Statutory Expenditures	2,000.00	REAL PROPERTY VALUATIONS:		Tax Title Liens	73,048.11
CETA And Other Public Employment Programs		Code Class # of Parcels % VAL'N		Foreclosed Property	103,321.66
MUNICIPAL FUNCTIONS TOTAL	2,554,371.24	1 Vacant Land 305 1.59	4,347,200.00	Emergencies & Other Deferred Charges	46,345.00
CAPITAL IMPROVEMENTS *MEMO*	28,000.00	2 Residential 3131 76.27	209,003,525.00	State and Federal Aid Receivable	190.65
DEBT SERVICE		3 Farm 5 .01	16,350.00	Other Receivables	14,762.81
Principal Payments	153,000.00	4a Commercial 139 8.16	22,369,900.00	Total	1,612,089.28
Interest Payments	182,784.01	4b Industrial 17 13.72	37,600,900.00	LIABILITIES, RESERVES, AND SURPLUS	
		4c Apartments 5 .25	684,550.00	Cash Liabilities	382,551.79
DEFERRED CHARGES	25,600.00	Total 3602	274,022,825.00	Reserves for Receivables	569,627.68
SCHOOL, COUNTY, SPECIAL DISTRICT TAXES	5,354,855.66	Land Area 2.50 Sq. Miles		Surplus Dec. 31, 1982	659,909.81
RESERVE FOR UNCOLLECTED TAXES	454,200.00	Net Valuation Taxable-Municipal	275,035,119	Total	1,612,089.28
EXPENDITURES TOTAL	8,724,810.91	Net Valuation Taxable-County	272,560,329		
		State Equalized Valuation	257,161,524		
		State Equalization Ratio	107.06		



0319

Population 1980 20,525

Population 1982 20,578

S &amp; P Rating

Moody Rating A

General Tax Rate Per \$100.

State Equalized Tax Rate 5.05

1.98

## MAPLE SHADE TWP. - BURLINGTON CO.

## Form of Government:

## Council-Manager Plan E (OMCL 50)

## Number of Members on Governing Body - 5

## PER CAPITA:

Gross Debt 454.04

Net Debt 269.49

Debt Service 25.50

Total Tax Levy 314.20

Municipal Expenditures 170.40

## PER CENT:

Gross Debt 3.27

Net Debt 1.94

Tax Levy Collected 95.76

Tax Levy Cancelled, Abated

or Adjusted 1.35

EXPENDITURES		REVENUES-REALIZED		1982 PROPERTY TAX	
GENERAL GOVERNMENT				STATE EQUALIZED TAX RATE	
Governing Body & Public Boards	7,800.00	1982 Property Taxes Collected	6,192,605.65	Local District School Taxes	1.20 3,901,138.25
Municipal Clerk	33,938.00	1982 Payments in Lieu of Taxes		Regional & Consolidated School Tax	
Financial Administration	24,265.00	Delinquent Tax & Lien Collections	197,441.88	School Taxes in Municipal Budget	
Assessment of Taxes	162,833.00	Business Personality Replacement Taxes	114,045.19	County Taxes	.53 1,729,297.46
Collection of Taxes	44,619.82	Taxes from Public Utilities	960,449.00	County Library Taxes	.03 95,856.25
Planning, Housing & Development	20,487.30	Other Miscellaneous Tax Revenues		Local Municipal Purpose Taxes	.22 715,942.00
Human Resources		State Aid Revenues	124,143.18	Veteran & Senior Citizen Taxes	232,850.00
Elections		Federal Aid Revenues		Total Taxes for Rate Computation	1.98 6,675,083.96
General Administration (other)	265,836.59	State and Local Fiscal Assistance Act Utilized	121,107.00	Special District Taxes	
JUDICIARY		Sale of Acquired Property		Bank Corp. Taxes	3,616.05
Municipal Courts	32,069.00	Other Miscellaneous Revenues	431,620.63	Added and Omitted Taxes	19,811.64
PUBLIC SAFETY		Total	8,141,412.53	Total Taxes Levied - ABSTRACT	6,465,661.65
Fire Protection	150,916.52	Prior Years Surplus Appropriated	820,000.00	Total Taxes Billed	6,466,617.00
Police Protection	998,838.52	REVENUES TOTAL	8,961,412.53	1982 TAXES COLLECTED	6,192,605.65
Civil Defense & Disaster Control	6,402.04	Reserve For Uncollected Taxes	232,003.55	1982 Taxes Cancelled, Abated or Adjusted	86,984.07
Environmental Inspection & Control	56,789.40			Transfer to Tax Title Liens or Foreclosed	26,214.06
Other Public Safety		CAPITAL OUTLAY TOTAL	701,241.62	Balance Outstanding Dec. 31, 1982	160,813.22
PUBLIC WORKS				PRIOR YEARS TAXES OUTSTANDING	
Streets and Drainage	371,217.00	Public Enterprises	80,687.09	Balance January 1, 1982	179,982.06
Sewers and Sewage Processing		Recreation—Culture		Collected in 1982	173,808.37
Garbage and Trash Disposal	234,250.00	Public Works	498,681.58	Cancelled, Abated or Adjusted 1982	700.08
Public Buildings and Grounds	35,614.13	Buildings and Grounds	121,872.95	Transfers to Tax Title Liens or Foreclosed	2,032.24
Other Public Works		Library and Education		Balance December 31, 1982	3,441.37
HEALTH and WELFARE		Conservation		TAX TITLE LIENS OUTSTANDING	
Health Services Except Environmental	7,000.00	All Other		Balance January 1, 1982	81,434.72
Welfare Public Assistance	7,500.00			Transfer From Taxes	28,529.07
Hospitals, Clinics, First Aid		CAPITAL DEBT AUTHORIZED, DECEMBER 31, 1982		Redeemed in 1982	23,633.51
Animal, Insect, & Rodent Control		ISSUED AND UNISSUED GROSS DEBT NET DEBT		Cancelled, Abated or Adjusted (1982)	4,652.62
Other Welfare Services	6,566.00	School 2,714,000		Transfers to Foreclosed Property	6,949.62
RECREATION and CONSERVATION		Self-liquidating 2,560,750	1,479,798	Balance December 31, 1982	74,728.04
Beaches and Boardwalks		Other 4,068,430	4,065,730	PROPERTY ACQUIRED BY DEED OR FORECLOSURE	
Parks, Playgrounds, Shade Trees		Total 9,343,180	5,545,528	Balance January 1, 1982	35,186.25
Land Reclamation & Conservation				Transfers From Taxes or Liens	6,949.62
Other Recreational Services	20,828.00	ISSUED AND OUTSTANDING		Sale for Cash (1982)	
EDUCATION (excluding schools)		School 2,714,000.00		Cancelled, Abated or Adjusted (1982)	
Libraries	27,542.49	Self-Liquidating 2,507,000.00		Balance December 31, 1982	42,135.87
Other Educational Services		Other 4,065,000.00		CURRENT FINANCES DECEMBER 31, 1982	
STATUTORY EXPENDITURES		Total 9,286,000.00		ASSETS	
Pensions & F. I. C. A	152,730.00	EQUALIZED VALUATION BASIS		Cash Dec. 31, 1982	1,316,709.02
Employee Fringe Benefits	66,058.83	FOR NET DEBT COMPUTATION	285,990,712	Taxes Receivable	164,254.59
Other Statutory Expenditures	10,000.00	REAL PROPERTY VALUATIONS		Tax Title Liens	74,728.04
CETA And Other Public Employment Programs		Code Class # of Parcels % VAL'N ASSESSED VALUATION		Foreclosed Property	42,135.87
MUNICIPAL FUNCTIONS TOTAL	2,744,101.64	1 Vacant Land 198 1.75 2,212,752.00		Emergencies & Other Deferred Charges	168,398.45
CAPITAL IMPROVEMENTS *MEMO*	40,000.00	2 Residential 4581 58.76 74,351,103.00		State and Federal Aid Receivable	61,576.45
DEBT SERVICE		3 Farm 214 16.70 21,128,018.00		Other Receivables	178,356.12
Principal Payments	109,000.00	4a Commercial 25 1.69 2,144,796.00		Total	2,006,158.54
Interest Payments	415,713.04	4c Apartments 19 21.10 26,706,042.00		LIABILITIES, RESERVES, AND SURPLUS	
		Total 5037 126,542,711.00		Cash Liabilities	1,222,052.87
DEFERRED CHARGES	5,735.80	Land Area 3.72 Sq. Miles		Reserves for Receivables	409,803.62
SCHOOL, COUNTY, SPECIAL DISTRICT TAXES	5,726,291.96	Net Valuation Taxable-Municipal	127,488,291	Surplus Dec. 31, 1982	374,302.05
RESERVE FOR UNCOLLECTED TAXES	232,003.55	Net Valuation Taxable-County	287,828,910		
EXPENDITURES TOTAL	9,232,846.39	State Equalized Valuation	322,939,867		
		State Equalization Ratio	39.30		

0711

Population 1980 22,950  
 Population 1982 22,750  
 S & P Rating AA  
 Moody Rating A

General Tax Rate Per \$100.

3.75

State Equalized Tax Rate

3.64

## MAPLEWOOD TOWNSHIP - ESSEX COUNTY

## Form of Government:

## Township Committee

## Number of Members on Governing Body - 5

## PER CAPITA:

Gross Debt 437.55  
 Net Debt 208.19  
 Debt Service 19.20  
 Total Tax Levy 893.65  
 Municipal Expenditures 370.83

## PER CENT:

Gross Debt 1.94  
 Net Debt .92  
 Tax Levy Collected 97.54  
 Tax Levy Cancelled, Abated or Adjusted .20

EXPENDITURES		REVENUES-REALIZED		1982 PROPERTY TAX	
GENERAL GOVERNMENT				STATE EQUALIZED TAX RATE $\rightarrow$	
Governing Body & Public Boards		1982 Property Taxes Collected		Local District School Taxes 1.73	9,650,926.21
Municipal Clerk		1982 Payments in Lieu of Taxes		Regional & Consolidated School Tax	
Financial Administration	25,305.56	Delinquent Tax & Lien Collections		School Taxes in Municipal Budget	
Assessment of Taxes	55,338.40	Business Personalty Replacement Taxes		County Taxes 1.04	5,825,735.94
Collection of Taxes	69,865.67	Taxes from Public Utilities		County Library Taxes	
Planning, Housing & Development	10,956.50	Other Miscellaneous Tax Revenues		Local Municipal Purpose Taxes .87	4,835,115.99
Human Resources	30,000.00	State Aid Revenues		Veteran & Senior Citizen Taxes	216,975.00
Elections		Federal Aid Revenues		Total Taxes for Rate Computation 3.64	20,528,753.14
General Administration (other)	850,740.90	State and Local Fiscal Assistance Act Utilized		Special District Taxes	
JUDICIARY		Sale of Acquired Property		Bank Corp. Taxes	4,052.18
Municipal Courts	50,819.66	Other Miscellaneous Revenues		Added and Omitted Taxes	14,633.43
PUBLIC SAFETY		Total		Total Taxes Levied - ABSTRACT	20,330,463.75
Fire Protection	1,273,513.80	Prior Years Surplus Appropriated		Total Taxes Billed	20,371,065.93
Police Protection	1,424,641.60	REVENUES TOTAL		1982 TAXES COLLECTED	19,870,880.18
Civil Defense & Disaster Control	8,838.00	Reserve For Uncollected Taxes		1982 Taxes Cancelled, Abated or Adjusted	40,340.72
Environmental Inspection & Control	44,539.66	CAPITAL OUTLAY TOTAL		Transfer to Tax Title Liens or Foreclosed	6,667.50
Other Public Safety				Balance Outstanding Dec. 31, 1982	453,177.53
PUBLIC WORKS		Public Enterprises		PRIOR YEARS TAXES OUTSTANDING	
Streets and Drainage	341,323.22	Recreation—Culture		Balance January 1, 1982	406,590.50
Sewers and Sewage Processing	285,664.31	Public Works		Collected in 1982	402,158.24
Garbage and Trash Disposal	50,900.00	Buildings and Grounds		Cancelled, Abated or Adjusted 1982	506.38
Public Buildings and Grounds	192,382.62	Library and Education		Transfers to Tax Title Liens or Foreclosed	3,925.88
Other Public Works	250,287.21	Conservation		Balance December 31, 1982	
HEALTH and WELFARE		All Other		TAX TITLE LIENS OUTSTANDING	
Health Services Except Environmental	94,434.33	CAPITAL DEBT AUTHORIZED, DECEMBER 31, 1982		Balance January 1, 1982	52,649.25
Welfare-Public Assistance	13,979.27	ISSUED AND UNISSUED GROSS DEBT NET DEBT		Transfer From Taxes	11,065.43
Hospitals, Clinics, First Aid		School 4,930,896		Redeemed in 1982	3,558.43
Animal, Insect, & Rodent Control		Self-liquidating 287,000		Cancelled, Abated or Adjusted (1982)	
Other Welfare Services		Other 4,736,268		Transfers to Foreclosed Property	
RECREATION and CONSERVATION		Total 9,954,164		Balance December 31, 1982	60,156.25
Beaches and Boardwalks		ISSUED AND OUTSTANDING		PROPERTY ACQUIRED BY DEED OR FORECLOSURE	
Parks, Playgrounds, Shade Trees	305,501.56	School 4,930,896.52		Balance January 1, 1982	7,003.00
Land Reclamation & Conservation		Self-Liquidating 2,870.00		Transfers From Taxes or Liens	
Other Recreational Services	120,483.92	Other 28,300.00		Sale for Cash (1982)	
EDUCATION (excluding schools)		Total 4,962,066.52		Cancelled, Abated or Adjusted (1982)	
Libraries	326,453.00	EQUALIZED VALUATION BASIS		Balance December 31, 1982	7,003.00
Other Educational Services	86,295.00	FOR NET DEBT COMPUTATION		CURRENT FINANCES DECEMBER 31, 1982	
STATUTORY EXPENDITURES		REAL PROPERTY VALUATIONS		ASSETS	
Pensions & F. I. C. A.	1,064,637.58	Code Class # of Parcels % VAL'N ASSESSED VALUATION		Cash Dec. 31, 1982	1,026,490.82
Employee Fringe Benefits	206,325.28	1 Vacant Land 117 .42 2,252,400.00		Taxes Receivable	453,177.53
Other Statutory Expenditures	30,000.00	2 Residential 6625 88.71 478,229,200.00		Tax Title Liens	60,156.25
CETA And Other Public Employment Programs		3 Farm		Foreclosed Property	7,003.00
MUNICIPAL FUNCTIONS TOTAL	7,253,227.05	4a Commercial 286 8.79 47,363,700.00		Emergencies & Other Deferred Charges	84,780.00
CAPITAL IMPROVEMENTS *MEMO*	50,840.00	4b Industrial 34 1.54 8,283,300.00		State and Federal Aid Receivable	
DEBT SERVICE		4c Apartments 8 .55 2,965,900.00		Other Receivables	40,525.29
Principal Payments	200,049.18	Total 7070 539,054,500.00		Total	1,672,132.89
Interest Payments	236,727.73	Land Area 4.00 Sq. Miles		LIABILITIES, RESERVES, AND SURPLUS	
DEFERRED CHARGES	27,140.00	Net Valuation Taxable-Municipal		Cash Liabilities	334,193.47
SCHOOL, COUNTY, SPECIAL DISTRICT TAXES	15,476,662.15	Net Valuation Taxable-County		Reserves for Receivables	560,862.07
RESERVE FOR UNCOLLECTED TAXES	719,304.20	State Equalized Valuation		Surplus Dec. 31, 1982	777,077.35
EXPENDITURES TOTAL	23,913,110.31	State Equalization Ratio 97.18		Total	1,672,132.89



0116

Population 1980 **9,179**  
 Population 1982 **9,152**  
 S & P Rating  
 Moody Rating **A1**

General Tax Rate Per \$100. **2.93**  
 State Equalized Tax Rate **1.29**

**MARGATE CITY – ATLANTIC COUNTY****Form of Government:****Commission (1911)****Number of Members on Governing Body – 3**

PER CAPITA:

Gross Debt **1,262.95**  
 Net Debt **293.98**  
 Debt Service **101.08**  
 Total Tax Levy **989.17**  
 Municipal Expenditures **577.89**

PER CENT:

Gross Debt **1.89**  
 Net Debt **.44**  
 Tax Levy Collected **95.29**  
 Tax Levy Cancelled, Abated or Adjusted **.58**

EXPENDITURES		REVENUES-REALIZED		1982 PROPERTY TAX	
<b>GENERAL GOVERNMENT</b>				<b>STATE EQUALIZED TAX RATE</b> → <b>.39</b>	
Governing Body & Public Boards		1982 Property Taxes Collected	<b>8,622,437.06</b>	Local District School Taxes	<b>2,720,686.50</b>
Municipal Clerk	<b>15,100.00</b>	1982 Payments in Lieu of Taxes		Regional & Consolidated School Tax	
Financial Administration	<b>15,100.00</b>	Delinquent Tax & Lien Collections	<b>271,981.67</b>	School Taxes in Municipal Budget	<b>.07</b> <b>476,107.50</b>
Assessment of Taxes	<b>58,000.00</b>	Business Personalty Replacement Taxes	<b>55,561.16</b>	County Taxes	<b>.42</b> * <b>2,917,799.04</b>
Collection of Taxes	<b>100,000.00</b>	Taxes from Public Utilities	<b>847,028.00</b>	County Library Taxes	
Planning, Housing & Development	<b>19,825.00</b>	Other Miscellaneous Tax Revenues	<b>8,445.95</b>	Local Municipal Purpose Taxes	<b>.41</b> <b>2,884,444.64</b>
Human Resources		State Aid Revenues	<b>70,975.55</b>	Veteran & Senior Citizen Taxes	<b>128,350.00</b>
Elections	<b>5,500.00</b>	Federal Aid Revenues		Total Taxes for Rate Computation	<b>1.29</b> <b>5,127,387.68</b>
General Administration (other)	<b>507,005.88</b>	State and Local Fiscal Assistance Act Utilized	<b>58,248.00</b>	Special District Taxes	
<b>JUDICIARY</b>		Sale of Acquired Property		Bank Corp. Taxes	<b>4,326.23</b>
Municipal Courts	<b>46,000.00</b>	Other Miscellaneous Revenues	<b>922,125.19</b>	Added and Omitted Taxes	<b>49,525.62</b>
<b>PUBLIC SAFETY</b>		Total	<b>10,856,802.58</b>	Total Taxes Levied - ABSTRACT	<b>9,052,889.53</b>
Fire Protection	<b>712,694.00</b>	Prior Years Surplus Appropriated	<b>750,000.00</b>	Total Taxes Billed	<b>9,048,563.30</b>
Police Protection	<b>765,225.00</b>	REVENUES TOTAL	<b>11,606,802.58</b>	1982 TAXES COLLECTED	<b>8,622,437.06</b>
Civil Defense & Disaster Control	<b>100.00</b>	Reserve For Uncollected Taxes	<b>544,504.00</b>	1982 Taxes Cancelled, Abated or Adjusted	<b>52,608.06</b>
Environmental Inspection & Control	<b>64,500.00</b>			Transfer to Tax Title Liens or Foreclosed	<b>25,830.88</b>
Other Public Safety				Balance Outstanding Dec. 31, 1982	<b>347,687.30</b>
<b>PUBLIC WORKS</b>		<b>CAPITAL OUTLAY TOTAL</b>	<b>2,137,157.16</b>	<b>PRIOR YEARS TAXES OUTSTANDING</b>	
Streets and Drainage	<b>432,806.28</b>	Public Enterprises		Balance January 1, 1982	<b>284,593.76</b>
Sewers and Sewage Processing		Recreation—Culture		Collected in 1982	<b>245,915.88</b>
Garbage and Trash Disposal	<b>211,847.00</b>	Public Works	<b>54,253.25</b>	Cancelled, Abated or Adjusted 1982	<b>479.28</b>
Public Buildings and Grounds	<b>37,011.72</b>	Buildings and Grounds	<b>14,690.00</b>	Transfers to Tax Title Liens or Foreclosed	<b>36,483.63</b>
Other Public Works	<b>50,000.00</b>	Library and Education	<b>2,028,213.91</b>	Balance December 31, 1982	<b>1,714.97</b>
<b>HEALTH and WELFARE</b>		Conservation		<b>TAX TITLE LIENS OUTSTANDING</b>	
Health Services Except Environmental	<b>250.00</b>	All Other		Balance January 1, 1982	<b>6,532.81</b>
Welfare-Public Assistance	<b>9,050.12</b>			Transfer From Taxes	<b>65,593.01</b>
Hospitals, Clinics, First Aid	<b>1,000.00</b>			Redeemed in 1982	<b>26,065.75</b>
Animal, Insect, & Rodent Control	<b>3,300.00</b>			Cancelled, Abated or Adjusted (1982)	
Other Welfare Services				Transfers to Foreclosed Property	
<b>RECREATION and CONSERVATION</b>				Balance December 31, 1982	<b>46,060.03</b>
Beaches and Boardwalks	<b>133,500.00</b>			<b>PROPERTY ACQUIRED BY DEED OR FORECLOSURE</b>	
Parks, Playgrounds, Shade Trees				Balance January 1, 1982	<b>137,368.33</b>
Land Reclamation & Conservation				Transfers From Taxes or Liens	<b>1,569.17</b>
Other Recreational Services				Sale for Cash (1982)	
<b>EDUCATION (excluding schools)</b>				Cancelled, Abated or Adjusted (1982)	
Libraries	<b>105,000.00</b>			Balance December 31, 1982	<b>138,937.50</b>
Other Educational Services				<b>CURRENT FINANCES DECEMBER 31, 1982</b>	
<b>STATUTORY EXPENDITURES</b>				<b>ASSETS</b>	
Pensions & F. I. C. A.	<b>327,234.88</b>			Cash Dec. 31, 1982	<b>2,378,300.05</b>
Employee Fringe Benefits	<b>154,700.00</b>			Taxes Receivable	<b>349,402.27</b>
Other Statutory Expenditures	<b>24,500.00</b>			Tax Title Liens	<b>46,060.03</b>
CETA And Other Public Employment Programs				Foreclosed Property	<b>138,937.50</b>
<b>MUNICIPAL FUNCTIONS TOTAL</b>	<b>3,819,249.88</b>			Emergencies & Other Deferred Charges	<b>35,000.00</b>
<b>CAPITAL IMPROVEMENTS *MEMO*</b>	<b>10,000.00</b>			State and Federal Aid Receivable	
<b>DEBT SERVICE</b>				Other Receivables	<b>26,653.59</b>
Principal Payments	<b>318,000.00</b>			Total	<b>2,974,353.44</b>
Interest Payments	<b>607,090.13</b>			<b>LIABILITIES, RESERVES, AND SURPLUS</b>	
<b>TYPE I SCHL DEBT *MEMO</b>	<b>471,014.63</b>			Cash Liabilities	<b>347,234.61</b>
<b>DEFERRED CHARGES</b>				Reserves for Receivables	<b>561,053.39</b>
SCHOOL, COUNTY, SPECIAL DISTRICT TAXES	<b>6,114,593.04</b>			Surplus Dec. 31, 1982	<b>2,066,065.44</b>
RESERVE FOR UNCOLLECTED TAXES	<b>544,504.00</b>			Total	<b>2,974,353.44</b>
<b>EXPENDITURES TOTAL</b>	<b>11,403,437.05</b>				

1981/3000



\* ABOVE DEBT SERVICE INCLUDES TYPE I SCHOOL DEBT

\*Includes County Health Service Taxes or County Vacational School Taxes. See Table 13.

1328

Population 1980 17,560  
 Population 1982 19,461  
 S & P Rating  
 Moody Rating A1

General Tax Rate Per \$100.

2.34  
 State Equalized Tax Rate  
 2.28

## MARLBORO TOWNSHIP - MONMOUTH CO.

## Form of Government:

## Council-Manager Plan E (OMCL 50)

## Number of Members on Governing Body - 5

## PER CAPITA:

Grass Debt 1,052.39  
 Net Debt 378.98  
 Debt Service 31.46  
 Total Tax Levy 652.38  
 Municipal Expenditures 243.19

## PER CENT:

Grass Debt 4.74  
 Net Debt 1.71  
 Tax Levy Collected 95.74  
 Tax Levy Cancelled, Abated or Adjusted .93

EXPENDITURES		REVENUES-REALIZED		1982 PROPERTY TAX	
GENERAL GOVERNMENT				STATE EQUALIZED TAX RATE	
Governing Body & Public Boards	65,000.00	1982 Property Taxes Collected		Local District School Taxes	1.00 5,183,186.35
Municipal Clerk		1982 Payments in Lieu of Taxes		Regional & Consolidated School Tax	.50 2,588,645.10
Financial Administration	50,930.00	Delinquent Tax & Lien Collections		School Taxes in Municipal Budget	
Assessment of Taxes	40,559.00	Business Personalty Replacement Taxes		County Taxes	.48 * 2,488,842.01
Collection of Taxes	37,910.00	Taxes from Public Utilities		County Library Taxes	.02 93,471.94
Planning, Housing & Development	74,426.00	Other Miscellaneous Tax Revenues		Local Municipal Purpose Taxes	.28 1,442,162.00
Human Resources	9,809.00	State Aid Revenues		Veteran & Senior Citizen Taxes	
Elections	4,500.00	Federal Aid Revenues		Total Taxes for Rate Computation	2.28 11,863,707.40
General Administration (other)	432,873.00	State and Local Fiscal Assistance Act Utilized		Special District Taxes	419,460.00
JUDICIARY		Sale of Acquired Property		Bank Corp. Taxes	12,081.88
Municipal Courts	58,965.00	Other Miscellaneous Revenues		Added and Omitted Taxes	468,195.91
PUBLIC SAFETY		Total		Total Taxes Levied - ABSTRACT	12,696,045.19
Fire Protection	11,760.00	Prior Years Surplus Appropriated		Total Taxes Billed	12,691,619.00
Police Protection	1,001,704.00	REVENUES		1982 TAXES COLLECTED	12,150,908.45
Civil Defense & Disaster Control	500.00	Reserve For Uncollected Taxes		1982 Taxes Cancelled, Abated or Adjusted	118,107.17
Environmental Inspection & Control	85,284.00	CAPITAL OUTLAY		Transfer to Tax Title Liens or Foreclosed	23,765.39
Other Public Safety		TOTAL		Balance Outstanding Dec. 31, 1982	358,837.99
PUBLIC WORKS				PRIOR YEARS TAXES OUTSTANDING	
Streets and Drainage	653,639.91	Public Enterprises		Balance January 1, 1982	313,419.05
Sewers and Sewage Processing	3,110.00	Recreation—Culture		Collected in 1982	312,395.65
Garbage and Trash Disposal	10,000.00	Public Works		Cancelled, Abated or Adjusted 1982	
Public Buildings and Grounds	111,880.00	Buildings and Grounds		Transfers to Tax Title Liens or Foreclosed	
Other Public Works	112,317.00	Library and Education		Balance December 31, 1982	1,023.40
HEALTH and WELFARE		Conservation		TAX TITLE LIENS OUTSTANDING	
Health Services Except Environmental	10,380.00	All Other		Balance January 1, 1982	251,989.68
Welfare-Public Assistance	10,100.00	CAPITAL DEBT AUTHORIZED, DECEMBER 31, 1982		Transfer From Taxes	23,765.39
Hospitals, Clinics, First Aid	4,000.00	ISSUED AND UNISSUED		Redeemed in 1982	116,992.58
Animal, Insect, & Rodent Control	7,776.00	GROSS DEBT		Cancelled, Abated or Adjusted (1982)	
Other Welfare Services		NET DEBT		Transfers to Foreclosed Property	
RECREATION and CONSERVATION				Balance December 31, 1982	158,762.49
Beaches and Boardwalks		SCHOOL		PROPERTY ACQUIRED BY DEED OR	
Parks, Playgrounds, Shade Trees		Self-liquidating		FORECLOSURE	
Land Reclamation & Conservation	400.00	Other		Balance January 1, 1982	112,630.00
Other Recreational Services	194,540.00	Total		Transfers From Taxes or Liens	
EDUCATION (excluding schools)				Sale for Cash (1982)	
Libraries	24,550.00	ISSUED AND OUTSTANDING		Cancelled, Abated or Adjusted (1982)	
Other Educational Services		SCHOOL		Balance December 31, 1982	112,630.00
STATUTORY EXPENDITURES		Self-Liquidating		CURRENT FINANCES DECEMBER 31, 1982	
Pensions & F. I. C. A.	248,901.05	Other		ASSETS	
Employee Fringe Benefits	274,000.00	Total		Cash Dec. 31, 1982	3,269,280.77
Other Statutory Expenditures	21,000.00	EQUALIZED VALUATION BASIS		Taxes Receivable	399,861.39
CETA And Other Public Employment Programs		FOR NET DEBT COMPUTATION		Tax Title Liens	158,762.49
MUNICIPAL FUNCTIONS		REAL PROPERTY VALUATIONS		Foreclosed Property	112,630.00
CAPITAL IMPROVEMENTS	*MEMO* 26,000.00			Emergencies & Other Deferred Charges	112,449.09
DEBT SERVICE				State and Federal Aid Receivable	2,325.00
Principal Payments	258,334.00			Other Receivables	1,664,445.69
Interest Payments	353,888.28			Total	5,719,754.43
DEFERRED CHARGES	50,609.42			LIABILITIES, RESERVES, AND SURPLUS	
SCHOOL, COUNTY, SPECIAL DISTRICT TAXES	10,773,605.40			Cash Liabilities	2,287,857.54
RESERVE FOR UNCOLLECTED TAXES	469,105.20			Reserves for Receivables	2,250,699.57
EXPENDITURES	15,506,356.26			Surplus Dec. 31, 1982	1,141,197.32
				Total	5,719,754.43

\*Includes County Health Service Taxes or County Vocational School Taxes. See Table 13.



1329

Population 1980 **8,837**  
 Population 1982 **8,796**  
 S & P Rating **A-**  
 Moody Rating **A**

General Tax Rate Per \$100.

4.12  
 State Equalized Tax Rate  
 2.93

**MATAWAN BOROUGH – MONMOUTH CO.****Form of Government:****Borough Council****Number of Members on Governing Body – 6****PER CAPITA:**

Gross Debt **603.33**  
 Net Debt **210.61**  
 Debt Service **28.36**  
 Total Tax Levy **570.23**  
 Municipal Expenditures **309.86**

**PER CENT:**

Gross Debt **3.32**  
 Net Debt **1.16**  
 Tax Levy Collected **95.03**  
 Tax Levy Cancelled, Abated or Adjusted **.42**

EXPENDITURES		REVENUES-REALIZED		1982 PROPERTY TAX	
<b>GENERAL GOVERNMENT</b>		<b>STATE EQUALIZED TAX RATE</b> →			
Governing Body & Public Boards	150.00	1982 Property Taxes Collected	4,744,612.41	Local District School Taxes	
Municipal Clerk		1982 Payments in Lieu of Taxes	55,970.00	Regional & Consolidated School Tax	1.84
Financial Administration	24,511.00	Delinquent Tax & Lien Collections	172,672.86	School Taxes in Municipal Budget	
Assessment of Taxes	9,655.00	Business Personalty Replacement Taxes	50,302.48	County Taxes	.51
Collection of Taxes	19,941.00	Taxes from Public Utilities	563,484.00	County Library Taxes	
Planning, Housing & Development	14,981.00	Other Miscellaneous Tax Revenues		Local Municipal Purpose Taxes	.58
Human Resources	472.00	State Aid Revenues	213,774.05	Veteran & Senior Citizen Taxes	
Elections	3,500.00	Federal Aid Revenues		Total Taxes far Rate Computation	2.93
General Administration (other)	192,080.00	State and Local Fiscal Assistance Act Utilized	73,567.00	Special District Taxes	
<b>JUDICIARY</b>		Sale of Acquired Property		Bank Corp. Taxes	21,356.86
Municipal Courts	19,860.00	Other Miscellaneous Revenues	173,344.03	Added and Omitted Taxes	12,936.32
<b>PUBLIC SAFETY</b>		Total	6,447,726.83	Total Taxes Levied - ABSTRACT	5,015,704.63
Fire Protection	72,030.00	Prior Years Surplus Appropriated	250,000.00	Total Taxes Billed	4,992,993.23
Police Protection	759,810.00	REVENUES TOTAL	6,697,726.83	1982 TAXES COLLECTED	4,744,612.41
Civil Defense & Disaster Control	1,500.00	Reserve For Uncollected Taxes	265,994.88	1982 Taxes Cancelled, Abated or Adjusted	20,741.45
Environmental Inspection & Control	11,983.00	<b>CAPITAL OUTLAY TOTAL</b>	246,397.61	Transfer to Tax Title Liens or Foreclosed	50,159.18
Other Public Safety				Balance Outstanding Dec. 31, 1982	177,480.19
<b>PUBLIC WORKS</b>				<b>PRIOR YEARS TAXES OUTSTANDING</b>	
Streets and Drainage	322,234.00	Public Enterprises	65,836.63	Balance January 1, 1982	178,556.23
Sewers and Sewage Processing		Recreation—Culture	143,054.16	Collected in 1982	161,750.87
Garbage and Trash Disposal	165,050.00	Public Works	37,506.82	Cancelled, Abated or Adjusted 1982	206.38
Public Buildings and Grounds	75,162.00	Buildings and Grounds		Transfers to Tax Title Liens or Foreclosed	10,874.87
Other Public Works	14,435.00	Library and Education		Balance December 31, 1982	5,724.11
<b>HEALTH and WELFARE</b>		Conservation		<b>TAX TITLE LIENS OUTSTANDING</b>	
Health Services Except Environmental	146,284.00	All Other		Balance January 1, 1982	92,074.38
Welfare-Public Assistance	5,416.00	<b>CAPITAL DEBT AUTHORIZED, DECEMBER 31, 1982</b>		Transfer From Taxes	60,978.18
Hospitals, Clinics, First Aid		ISSUED AND UNISSUED	GROSS DEBT	Redeemed in 1982	10,921.99
Animal, Insect, & Rodent Control		School	1,283,365	Cancelled, Abated or Adjusted (1982)	
Other Welfare Services		Self-liquidating	2,171,028	Transfers to Foreclosed Property	9,627.57
<b>RECREATION and CONSERVATION</b>		Other	1,852,500	Balance December 31, 1982	132,503.00
Beaches and Boardwalks		Total	5,306,893	<b>PROPERTY ACQUIRED BY DEED OR FORECLOSURE</b>	
Parks, Playgrounds, Shade Trees	9,370.00	ISSUED AND OUTSTANDING		Balance January 1, 1982	22,768.42
Land Reclamation & Conservation	650.00	School	1,283,365.51	Transfers From Taxes or Liens	10,331.58
Other Recreational Services	42,857.00	Self-liquidating	2,121,000.00	Sale for Cash (1982)	
<b>EDUCATION (excluding schools)</b>		Other	1,470,000.00	Cancelled, Abated or Adjusted (1982)	
Libraries	62,848.00	Total	4,874,365.51	Balance December 31, 1982	33,100.00
Other Educational Services	6,600.00	<b>EQUALIZED VALUATION BASIS</b>		<b>CURRENT FINANCES DECEMBER 31, 1982</b>	
<b>STATUTORY EXPENDITURES</b>		<b>FOR NET DEBT COMPUTATION</b>	155,734,124	<b>ASSETS</b>	
Pensions & F. I. C. A.	124,553.55	<b>REAL PROPERTY VALUATIONS</b>		Cash Dec. 31, 1982	527,932.10
Employee Fringe Benefits	77,583.00	Code Class # of Parcels % VAL'N	ASSESSED VALUATION	Taxes Receivable	183,204.30
Other Statutory Expenditures	4,730.00	1 Vacant Land 186 1.74	2,083,250.00	Tax Title Liens	132,503.00
<b>CETA And Other Public Employment Programs</b>		2 Residential 1947 75.23	90,249,350.00	Foreclosed Property	33,100.00
<b>MUNICIPAL FUNCTIONS</b>		3 Farm		Emergencies & Other Deferred Charges	
<b>CAPITAL IMPROVEMENTS</b>	<b>*MEMO*</b>	4a Commercial 134 12.10	14,520,600.00	State and Federal Aid Receivable	5.00
<b>DEBT SERVICE</b>		4b Industrial 9 1.67	2,004,700.00	Other Receivables	13,399.36
Principal Payments	155,000.00	4c Apartments 17 9.25	11,101,200.00	Total	890,143.76
Interest Payments	94,478.00	Total 2293	119,959,100.00	<b>LIABILITIES, RESERVES, AND SURPLUS</b>	
<b>DEFERRED CHARGES</b>		Land Area 2.26 Sq. Miles		Cash Liabilities	166,231.84
SCHOOL, COUNTY, SPECIAL DISTRICT TAXES	4,002,781.20	Net Valuation Taxable-Municipal	121,006,219	Reserves for Receivables	362,206.66
RESERVE FOR UNCOLLECTED TAXES	265,994.88	Net Valuation Taxable-County	165,765,477	Surplus Dec. 31, 1982	361,705.26
<b>EXPENDITURES TOTAL</b>	6,728,266.07	State Equalized Valuation	169,614,845	Total	890,143.76
		State Equalization Ratio	71.17		

0609

Population 1980 4,577  
 Population 1982 4,806  
 S & P Rating  
 Moody Rating

General Tax Rate Per \$100.

2.46  
 State Equalized Tax Rate  
 2.46

**MAURICE RIVER TWP. - CUMBERLAND CO.****Form of Government:****Township Committee****Number of Members on Governing Body - 3****PER CAPITA:**

Gross Debt 65.94  
 Net Debt 18.71  
 Debt Service 7.91  
 Total Tax Levy 321.21  
 Municipal Expenditures 196.57

**PER CENT:**

Gross Debt .59  
 Net Debt .17  
 Tax Levy Collected 82.96  
 Tax Levy Cancelled, Abated  
 or Adjusted

EXPENDITURES		REVENUES-REALIZED		1982 PROPERTY TAX	
<b>GENERAL GOVERNMENT</b>				<b>STATE EQUALIZED TAX RATE</b> →	
Governing Body & Public Boards	14,852.00	1982 Property Taxes Collected	1,284,722.57	Local District School Taxes 1.17	730,575.00
Municipal Clerk	9,582.00	1982 Payments in Lieu of Taxes		Regional & Consolidated School Tax	
Financial Administration	25,215.00	Delinquent Tax & Lien Collections	191,071.52	School Taxes in Municipal Budget	
Assessment of Taxes	23,315.00	Business Personalty Replacement Taxes	59,275.60	County Taxes .98	* 608,613.06
Collection of Taxes	25,553.00	Taxes from Public Utilities	343,762.00	County Library Taxes	
Planning, Housing & Development	13,500.00	Other Miscellaneous Tax Revenues		Local Municipal Purpose Taxes .31	193,000.00
Human Resources		State Aid Revenues	91,989.70	Veteran & Senior Citizen Taxes	57,225.00
Elections	1,500.00	Federal Aid Revenues		Total Taxes for Rate Computation 2.46	1,589,413.06
General Administration (other)	118,300.00	State and Local Fiscal Assistance Act Utilized	54,979.82	Special District Taxes	10,000.00
<b>JUDICIARY</b>		Sale of Acquired Property	1,670.00	Bank Corp Taxes	
Municipal Courts	30,100.00	Other Miscellaneous Revenues	201,622.27	Added and Omitted Taxes	1,564.56
<b>PUBLIC SAFETY</b>		Total	2,229,093.48	Total Taxes Levied - ABSTRACT	1,543,752.62
Fire Protection	22,450.00	Prior Years Surplus Appropriated	232,530.23	Total Taxes Billed	1,548,519.48
Police Protection	5,350.00	REVENUES TOTAL	2,461,623.71	1982 TAXES COLLECTED	1,284,722.57
Civil Defense & Disaster Control	3,100.00	Reserve For Uncollected Taxes	258,060.00	1982 Taxes Cancelled, Abated or Adjusted	
Environmental Inspection & Control	12,240.00			Transfer to Tax Title Liens or Foreclosed	85,453.86
Other Public Safety				Balance Outstanding Dec. 31, 1982	178,343.05
<b>PUBLIC WORKS</b>		<b>CAPITAL OUTLAY TOTAL</b>		<b>PRIOR YEARS TAXES OUTSTANDING</b>	
Streets and Drainage	195,666.62	Public Enterprises		Balance January 1, 1982	170,330.75
Sewers and Sewage Processing		Recreation—Culture		Collected in 1982	160,006.34
Garbage and Trash Disposal	40,000.00	Public Works		Cancelled, Abated or Adjusted 1982	
Public Buildings and Grounds	13,137.00	Buildings and Grounds		Transfers to Tax Title Liens or Foreclosed	10,324.41
Other Public Works		Library and Education		Balance December 31, 1982	
<b>HEALTH and WELFARE</b>		Conservation		<b>TAX TITLE LIENS OUTSTANDING</b>	
Health Services Except Environmental	125.00	All Other		Balance January 1, 1982	272,194.31
Welfare-Public Assistance	6,486.00			Transfer From Taxes	98,465.42
Hospitals, Clinics, First Aid		<b>CAPITAL DEBT AUTHORIZED, DECEMBER 31, 1982</b>		Redeemed in 1982	31,065.18
Animal, Insect, & Rodent Control	8,928.00	<b>ISSUED AND UNISSUED GROSS DEBT NET DEBT</b>		Cancelled, Abated or Adjusted (1982)	
Other Welfare Services		School 227,000		Transfers to Foreclosed Property	26,957.42
		Self-liquidating		Balance December 31, 1982	312,637.13
		Other 89,900	89,900	<b>PROPERTY ACQUIRED BY DEED OR</b>	
		Total 316,900	89,900	<b>FORECLOSURE</b>	
<b>RECREATION and CONSERVATION</b>		<b>ISSUED AND OUTSTANDING</b>		Balance January 1, 1982	35,689.37
Beaches and Boardwalks		School 227,000.00		Transfers From Taxes or Liens	26,957.42
Parks, Playgrounds, Shade Trees		Self-Liquidating		Sale for Cash (1982)	
Land Reclamation & Conservation		Other 69,000.00		Cancelled, Abated or Adjusted (1982)	12,970.00
Other Recreational Services	2,000.00	Total 256,000.00		Balance December 31, 1982	49,676.79
<b>EDUCATION (excluding schools)</b>		<b>EQUALIZED VALUATION BASIS</b>		<b>CURRENT FINANCES DECEMBER 31, 1982</b>	
Libraries	1,600.00	<b>FOR NET DEBT COMPUTATION</b>	54,095,741	<b>ASSETS</b>	
Other Educational Services		<b>REAL PROPERTY VALUATIONS</b>		Cash Dec. 31, 1982	1,219,905.05
<b>STATUTORY EXPENDITURES</b>		Code Class # of Parcels % VAL'N		Taxes Receivable	178,343.05
Pensions & F. I. C. A.	32,600.00	1 Vacant Land 3001 28.49	17,357,605.00	Tax Title Liens	312,637.13
Employee Fringe Benefits	35,000.00	2 Residential 1255 53.92	32,931,250.00	Foreclosed Property	49,676.79
Other Statutory Expenditures	4,500.00	3 Farm 72 4.32	2,635,591.00	Emergencies & Other Deferred Charges	14,280.00
<b>CETA And Other Public Employment Programs</b>		4a Commercial 56 2.69	1,642,500.00	State and Federal Aid Receivable	
<b>MUNICIPAL FUNCTIONS TOTAL</b>	645,099.62	4b Industrial 28 10.59	6,466,025.00	Other Receivables	33,052.97
<b>CAPITAL IMPROVEMENTS *MEMO*</b>	20,000.00	4c Apartments		Total	1,807,894.99
<b>DEBT SERVICE</b>		Total 4412	61,072,571.00	<b>LIABILITIES, RESERVES, AND SURPLUS</b>	
Principal Payments	38,000.00	Land Area 94.70 Sq. Miles		Cash Liabilities	486,514.01
Interest Payments		Net Valuation Taxable-Municipal	62,428,047	Reserves for Receivables	573,709.94
<b>DEFERRED CHARGES</b>	3,570.00	Net Valuation Taxable-County	56,869,782	Surplus Dec. 31, 1982	747,671.04
<b>SCHOOL, COUNTY, SPECIAL DISTRICT TAXES</b>	1,349,188.06	State Equalized Valuation	62,406,206	Total	1,807,894.99
<b>RESERVE FOR UNCOLLECTED TAXES</b>	258,060.00	State Equalization Ratio	100.05		
<b>EXPENDITURES TOTAL</b>	2,293,917.68				

\*Includes County Health Service Taxes or County Vocational School Taxes. See Table 13.



0234

Population 1980 **9,895**  
 Population 1982 **9,806**  
 S & P Rating  
 Moody Rating **A1**

General Tax Rate Per \$100.

State Equalized Tax Rate **3.14**  
**2.18**

**MAYWOOD BOROUGH - BERGEN COUNTY**  
**Form of Government:**  
**Borough Council**  
**Number of Members on Governing Body - 6**

PER CAPITA:

Gross Debt **109.21**  
 Net Debt **105.54**  
 Debt Service **15.29**  
 Total Tax Levy **642.11**  
 Municipal Expenditures **329.35**

PER CENT:

Gross Debt **.41**  
 Net Debt **.39**  
 Tax Levy Collected **99.15**  
 Tax Levy Cancelled, Abated or Adjusted **.10**

EXPENDITURES		REVENUES-REALIZED		1982 PROPERTY TAX	
<b>GENERAL GOVERNMENT</b>				<b>STATE EQUALIZED TAX RATE</b> <span style="float:right">1.24</span>	
Governing Body & Public Boards		1982 Property Taxes Collected	<b>6,234,263.91</b>	Local District School Taxes	<b>3,575,221.50</b>
Municipal Clerk		1982 Payments in Lieu of Taxes		Regional & Consolidated School Tax	
Financial Administration	<b>15,675.00</b>	Delinquent Tax & Lien Collections	<b>39,979.18</b>	School Taxes in Municipal Budget	
Assessment of Taxes	<b>28,354.00</b>	Business Personalty Replacement Taxes	<b>158,801.04</b>	County Taxes	<b>1,025,242.71</b>
Collection of Taxes	<b>49,917.00</b>	Taxes from Public Utilities	<b>626,519.00</b>	County Library Taxes	
Planning, Housing & Development	<b>22,766.00</b>	Other Miscellaneous Tax Revenues		Local Municipal Purpose Taxes	<b>1,669,885.99</b>
Human Resources		State Aid Revenues	<b>88,879.68</b>	Veteran & Senior Citizen Taxes	<b>106,500.00</b>
Elections		Federal Aid Revenues		Total Taxes for Rate Computation	<b>6,376,850.20</b>
General Administration (other)	<b>239,128.14</b>	State and Local Fiscal Assistance Act Utilized	<b>95,493.26</b>	Special District Taxes	
<b>JUDICIARY</b>		Sale of Acquired Property		Bank Corp. Taxes	<b>11,645.34</b>
Municipal Courts	<b>41,580.00</b>	Other Miscellaneous Revenues	<b>356,059.93</b>	Added and Omitted Taxes	<b>14,504.20</b>
<b>PUBLIC SAFETY</b>		Total	<b>7,599,996.00</b>	Total Taxes Levied - ABSTRACT	<b>6,296,499.74</b>
Fire Protection	<b>112,950.00</b>	Prior Years Surplus Appropriated	<b>165,000.00</b>	Total Taxes Billed	<b>6,287,422.09</b>
Police Protection	<b>804,910.00</b>	REVENUES	<b>7,764,996.00</b>	1982 TAXES COLLECTED	<b>6,234,263.91</b>
Civil Defense & Disaster Control	<b>2,340.00</b>	Reserve For Uncollected Taxes	<b>57,200.00</b>	1982 Taxes Cancelled, Abated or Adjusted	<b>6,253.80</b>
Environmental Inspection & Control	<b>43,821.00</b>	<b>CAPITAL OUTLAY</b>	<b>89,495.24</b>	Transfer to Tax Title Liens or Foreclosed	<b>646.84</b>
Other Public Safety	<b>960.00</b>	<b>TOTAL</b>		Balance Outstanding Dec. 31, 1982	<b>46,257.54</b>
<b>PUBLIC WORKS</b>				<b>PRIOR YEARS TAXES OUTSTANDING</b>	
Streets and Drainage	<b>284,297.00</b>	Public Enterprises		Balance January 1, 1982	<b>40,026.70</b>
Sewers and Sewage Processing	<b>332,721.31</b>	Recreation—Culture		Collected in 1982	<b>39,979.18</b>
Garbage and Trash Disposal	<b>244,314.00</b>	Public Works	<b>89,495.24</b>	Cancelled, Abated or Adjusted 1982	
Public Buildings and Grounds	<b>127,400.00</b>	Buildings and Grounds		Transfers to Tax Title Liens or Foreclosed	
Other Public Works	<b>36,500.00</b>	Library and Education		Balance December 31, 1982	<b>47.52</b>
<b>HEALTH and WELFARE</b>		Conservation		<b>TAX TITLE LIENS OUTSTANDING</b>	
Health Services Except Environmental	<b>36,978.00</b>	All Other		Balance January 1, 1982	<b>5,882.69</b>
Welfare-Public Assistance	<b>8,703.00</b>	<b>CAPITAL DEBT AUTHORIZED, DECEMBER 31, 1982</b>		Transfer From Taxes	<b>646.84</b>
Hospitals, Clinics, First Aid	<b>5,300.00</b>	ISSUED AND UNISSUED		Redeemed in 1982	
Animal, Insect, & Rodent Control		School	<b>34,000</b>	Cancelled, Abated or Adjusted (1982)	
Other Welfare Services	<b>280.00</b>	Self-liquidating	<b>87,027</b>	Transfers to Foreclosed Property	
<b>RECREATION and CONSERVATION</b>		Other	<b>949,896</b>	Balance December 31, 1982	<b>6,529.53</b>
Beaches and Boardwalks		Total	<b>1,070,923</b>	<b>PROPERTY ACQUIRED BY DEED OR FORECLOSURE</b>	
Parks, Playgrounds, Shade Trees	<b>45,603.46</b>	ISSUED AND OUTSTANDING		Balance January 1, 1982	<b>365,119.00</b>
Land Reclamation & Conservation		School	<b>34,000.00</b>	Transfers From Taxes or Liens	
Other Recreational Services	<b>41,530.00</b>	Self-Liquidating	<b>87,027.00</b>	Sale for Cash (1982)	
<b>EDUCATION (excluding schools)</b>		Other	<b>935,350.00</b>	Cancelled, Abated or Adjusted (1982)	
Libraries	<b>128,682.00</b>	Total	<b>1,056,377.00</b>	Balance December 31, 1982	<b>365,119.00</b>
Other Educational Services		<b>EQUALIZED VALUATION BASIS</b>		<b>CURRENT FINANCES DECEMBER 31, 1982</b>	
<b>STATUTORY EXPENDITURES</b>		<b>FOR NET DEBT COMPUTATION</b>	<b>262,178.816</b>	<b>ASSETS</b>	
Pensions & F. I. C. A.	<b>216,925.32</b>	<b>REAL PROPERTY VALUATIONS</b>		Cash Dec. 31, 1982	<b>1,323,402.19</b>
Employee Fringe Benefits	<b>73,760.00</b>	Code Class # of Parcels % VAL'N		Taxes Receivable	<b>46,305.06</b>
Other Statutory Expenditures	<b>12,000.00</b>	1 Vacant Land 64 .47	<b>941,500.00</b>	Tax Title Liens	<b>6,529.53</b>
<b>CETA And Other Public Employment Programs</b>		2 Residential 2727 76.61	<b>152,003,500.00</b>	Foreclosed Property	<b>365,119.00</b>
<b>MUNICIPAL FUNCTIONS</b>	<b>TOTAL</b>	3 Farm		Emergencies & Other Deferred Charges	<b>4,000.00</b>
<b>CAPITAL IMPROVEMENTS</b>	<b>*MEMO*</b>	4a Commercial 97 8.62	<b>17,059,300.00</b>	State and Federal Aid Receivable	<b>17,290.72</b>
<b>DEBT SERVICE</b>		4b Industrial 28 10.08	<b>20,006,900.00</b>	Other Receivables	<b>10.00</b>
Principal Payments	<b>85,000.00</b>	4c Apartments 11 4.21	<b>8,354,645.00</b>	Total	<b>1,762,656.50</b>
Interest Payments	<b>64,965.11</b>	Total 2927	<b>198,405,845.00</b>	<b>LIABILITIES, RESERVES, AND SURPLUS</b>	
<b>DEFERRED CHARGES</b>	<b>25,077.55</b>	Land Area 1.30 Sq. Miles		Cash Liabilities	<b>1,230,851.29</b>
<b>SCHOOL, COUNTY, SPECIAL DISTRICT TAXES</b>	<b>4,600,464.21</b>	Net Valuation Taxable-Municipal	<b>199,774,455</b>	Reserves for Receivables	<b>417,963.59</b>
<b>RESERVE FOR UNCOLLECTED TAXES</b>	<b>57,200.00</b>	Net Valuation Taxable-County	<b>281,559,612</b>	Surplus Dec. 31, 1982	<b>113,841.62</b>
<b>EXPENDITURES</b>	<b>TOTAL</b>	State Equalized Valuation	<b>286,845,747</b>	Total	<b>1,762,656.50</b>
		State Equalization Ratio	<b>69.50</b>		

0320

Population 1980 17,622  
 Population 1982 18,649  
 S & P Rating  
 Moody Rating A

General Tax Rate Per \$100.

3.35

State Equalized Tax Rate

2.20

## MEDFORD TOWNSHIP - BURLINGTON CO.

## Form of Government:

Council-Manager Plan E (OMCL 50)

Number of Members on Governing Body - 5

PER CAPITA:

Gross Debt 857.60  
 Net Debt 120.90  
 Debt Service 24.86  
 Total Tax Levy 618.56  
 Municipal Expenditures 229.93

PER CENT:

Gross Debt 3.54  
 Net Debt .50  
 Tax Levy Collected 94.51  
 Tax Levy Cancelled, Abated or Adjusted .84

EXPENDITURES		REVENUES-REALIZED		1982 PROPERTY TAX	
GENERAL GOVERNMENT				STATE EQUALIZED TAX RATE	
Governing Body & Public Boards	11,000.00	1982 Property Taxes Collected	10,896,744.00	Local District School Taxes .86	4,422,228.00
Municipal Clerk	59,373.00	1982 Payments in Lieu of Taxes		Regional & Consolidated School Tax .50	2,607,909.73
Financial Administration	50,344.00	Delinquent Tax & Lien Collections	405,529.31	School Taxes in Municipal Budget	
Assessment of Taxes	47,243.00	Business Personalty Replacement Taxes	87,655.92	County Taxes .55	2,864,452.86
Collection of Taxes	34,073.00	Taxes from Public Utilities	1,287,352.00	County Library Taxes .03	157,861.69
Planning, Housing & Development	158,249.00	Other Miscellaneous Tax Revenues		Local Municipal Purpose Taxes .25	1,309,851.90
Human Resources		State Aid Revenues	155,520.84	Veteron & Senior Citizen Taxes	81,750.00
Elections		Federal Aid Revenues		Total Taxes for Rate Computation 2.19	11,435,054.18
General Administration (other)	255,338.00	State and Local Fiscal Assistance Act Utilized	169,778.00	Special District Taxes	
JUDICIARY		State and Local Fiscal Assistance Act Utilized	169,778.00	Bank Corp. Taxes	13,866.16
Municipal Courts	39,646.00	Sale of Acquired Property		Added and Omitted Taxes	168,281.89
PUBLIC SAFETY		Other Miscellaneous Revenues	781,670.05	Total Taxes Levied - ABSTRACT	11,535,452.23
Fire Protection	68,478.00	Total	13,784,250.12	Total Taxes Billed	11,530,136.87
Police Protection	971,596.00	Prior Years Surplus Appropriated	800,000.00	1982 TAXES COLLECTED	10,896,744.00
Civil Defense & Disaster Control	1,850.00	REVENUES TOTAL	14,584,250.12	1982 Taxes Cancelled, Abated or Adjusted	96,687.70
Environmental Inspection & Control	53,512.00	Reserve For Uncollected Taxes	689,167.56	Transfer to Tax Title Liens or Foreclosed	50,174.40
Other Public Safety		CAPITAL OUTLAY TOTAL	1,533,585.85	Balance Outstanding Dec. 31, 1982	486,530.77
PUBLIC WORKS				PRIOR YEARS TAXES OUTSTANDING	
Streets and Drainage	367,525.00	Public Enterprises	1,338,158.22	Balance January 1, 1982	521,467.60
Sewers and Sewage Processing	310,900.00	Recreation—Culture	40,734.47	Collected in 1982	394,386.15
Garbage and Trash Disposal		Public Works	112,776.96	Cancelled, Abated or Adjusted 1982	37,825.54
Public Buildings and Grounds	59,542.00	Buildings and Grounds	41,916.20	Transfers to Tax Title Liens or Foreclosed	36,329.72
Other Public Works	53,169.00	Library and Education		Balance December 31, 1982	52,926.19
HEALTH and WELFARE		Conservation		TAX TITLE LIENS OUTSTANDING	
Health Services Except Environmental		All Other		Balance January 1, 1982	24,574.67
Welfare-Public Assistance	3,200.00			Transfer From Taxes	91,900.39
Hospitals, Clinics, First Aid		CAPITAL DEBT AUTHORIZED, DECEMBER 31, 1982		Redeemed in 1982	11,143.16
Animal, Insect, & Rodent Control	32,100.00	ISSUED AND UNISSUED		Cancelled, Abated or Adjusted (1982)	
Other Welfare Services	3,400.00	School	6,682,390	Transfers to Foreclosed Property	
RECREATION and CONSERVATION		Self-liquidating	7,056,300	Balance December 31, 1982	105,331.90
Beaches and Boardwalks		Other	2,254,730	PROPERTY ACQUIRED BY DEED OR	
Parks, Playgrounds, Shade Trees	63,845.00	Total	15,993,420	FORECLOSURE	
Land Reclamation & Conservation	2,975.00			Balance January 1, 1982	105,100.00
Other Recreational Services	84,296.00	ISSUED AND OUTSTANDING		Transfers From Taxes or Liens	
EDUCATION (excluding schools)		School	6,577,258.99	Sale for Cash (1982)	
Libraries	10,000.00	Self-liquidating	5,548,550.00	Cancelled, Abated or Adjusted (1982)	
Other Educational Services	500.00	Other	2,254,730.00	Balance December 31, 1982	105,100.00
STATUTORY EXPENDITURES		Total	14,380,538.99	CURRENT FINANCES DECEMBER 31, 1982	
Pensions & F. I. C. A.	229,352.93	EQUALIZED VALUATION BASIS		ASSETS	
Employee Fringe Benefits	75,376.45	FOR NET DEBT COMPUTATION	452,209,524	Cash Dec. 31, 1982	4,356,931.55
Other Statutory Expenditures	4,000.00	REAL PROPERTY VALUATIONS		Taxes Receivable	539,456.96
CETA And Other Public Employment Programs		Code Class # of Parcels % VAL'N		Tax Title Liens	105,331.90
MUNICIPAL FUNCTIONS TOTAL	3,130,883.38	1 Vacant Land 1281 6.65	22,225,850.00	Foreclosed Property	105,100.00
CAPITAL IMPROVEMENTS *MEMO*	20,000.00	2 Residential 4768 78.91	263,700,050.00	Emergencies & Other Deferred Charges	33,644.96
DEBT SERVICE		3 Farm 262 1.89	6,314,100.00	State and Federal Aid Receivable	
Principal Payments	321,275.00	4a Commercial 188 8.53	28,495,700.00	Other Receivables	58,202.64
Interest Payments	142,285.00	4b Industrial 8 .56	1,864,300.00	Total	5,198,668.01
		4c Apartments 5 3.46	11,569,900.00	LIABILITIES, RESERVES, AND SURPLUS	
		Total 6512	334,169,900.00	Cash Liabilities	3,035,189.03
DEFERRED CHARGES	4,278.41	Land Area 40.29 Sq. Miles		Reserves for Receivables	764,340.54
SCHOOL, COUNTY, SPECIAL DISTRICT TAXES	10,052,452.28	Net Valuation Taxable-Municipal	338,675,274	Surplus Dec. 31, 1982	1,399,138.44
RESERVE FOR UNCOLLECTED TAXES	689,167.56	Net Valuation Taxable-County	473,930,280	Total	5,198,668.01
EXPENDITURES TOTAL	14,340,341.63	State Equalized Valuation	514,377,055		
		State Equalization Ratio	65.54		



0321

Population 1980 4,958

Population 1982 4,983

S &amp; P Rating

Moody Rating

General Tax Rate Per \$100.

State Equalized Tax Rate 2.21

2.43

## MEDFORD LAKES BORO. — BURLINGTON CO.

## Form of Government:

Council-Manager (1923)

Number of Members on Governing Body — 3

PER CAPITA:

Gross Debt 421.92

Net Debt 181.52

Debt Service 17.44

Total Tax Levy 575.00

Municipal Expenditures 225.61

PER CENT:

Gross Debt 1.94

Net Debt .83

Tax Levy Collected 96.80

Tax Levy Cancelled, Abated

or Adjusted .41

EXPENDITURES		REVENUES-REALIZED		1982 PROPERTY TAX	
GENERAL GOVERNMENT		STATE EQUALIZED TAX RATE		Local District School Taxes .76 891,963.35	
Governing Body & Public Boards		1982 Property Taxes Collected 2,771,261.30		Regional & Consolidated School Tax .67 787,786.63	
Municipal Clerk		1982 Payments in Lieu of Taxes		School Taxes in Municipal Budget	
Financial Administration	7,600.00	Delinquent Tax & Lien Collections 75,678.67		County Taxes .57 671,722.56	
Assessment of Taxes	10,742.00	Business Personalty Replacement Taxes 6,492.84		County Library Taxes .03 36,913.01	
Collection of Taxes	1,800.00	Taxes from Public Utilities 226,655.00		Local Municipal Purpose Taxes .40 468,008.21	
Planning, Housing & Development	7,340.00	Other Miscellaneous Tax Revenues		Veteran & Senior Citizen Taxes 30,375.00	
Human Resources		State Aid Revenues 44,964.86		Total Taxes for Rate Computation 2.43 2,886,768.76	
Elections		Federal Aid Revenues		Special District Taxes	
General Administration (other)	182,930.00	State and Local Fiscal Assistance Act Utilized 30,606.00		Bank Corp. Taxes 6,220.82	
JUDICIARY		Sale of Acquired Property		Added and Omitted Taxes 2,618.17	
Municipal Courts	14,449.00	Other Miscellaneous Revenues 289,875.45		Total Taxes Levied - ABSTRACT 2,865,232.75	
PUBLIC SAFETY		Prior Years Surplus Appropriated 220,000.00		Total Taxes Billed 2,771,261.30	
Fire Protection	9,230.00	REVENUES TOTAL 3,665,534.12		1982 TAXES COLLECTED	
Police Protection	234,820.00	Reserve For Uncollected Taxes 122,933.46		1982 Taxes Cancelled, Abated or Adjusted 11,820.29	
Civil Defense & Disaster Control	500.00	CAPITAL OUTLAY TOTAL 66,781.28		Transfer to Tax Title Liens or Foreclosed 2,090.66	
Environmental Inspection & Control	9,000.00	Public Enterprises 5,431.00		Balance Outstanding Dec. 31, 1982 77,635.52	
Other Public Safety		Recreation—Culture		PRIOR YEARS TAXES OUTSTANDING	
PUBLIC WORKS		Public Works 34,782.25		Balance January 1, 1982 75,995.47	
Streets and Drainage	160,545.10	Buildings and Grounds 26,568.03		Collected in 1982 74,820.90	
Sewers and Sewage Processing		Library and Education		Cancelled, Abated or Adjusted 1982 1,174.57	
Garbage and Trash Disposal	79,100.00	Conservation		Transfers to Tax Title Liens or Foreclosed	
Public Buildings and Grounds	11,000.00	All Other		Balance December 31, 1982	
Other Public Works	36,533.00	CAPITAL DEBT AUTHORIZED, DECEMBER 31, 1982		TAX TITLE LIENS OUTSTANDING	
HEALTH and WELFARE		ISSUED AND UNISSUED GROSS DEBT NET DEBT		Balance January 1, 1982 6,134.23	
Health Services Except Environmental	850.00	School 1,197,920		Transfer From Taxes 2,090.66	
Welfare-Public Assistance	2,520.00	Self-liquidating 259,000 259,000		Redeemed in 1982 857.77	
Hospitals, Clinics, First Aid		Other 645,500 645,500		Cancelled, Abated or Adjusted (1982)	
Animal, Insect, & Rodent Control	10,000.00	Total 2,102,420 904,500		Transfers to Foreclosed Property	
Other Welfare Services		ISSUED AND OUTSTANDING		Balance December 31, 1982 7,367.12	
RECREATION and CONSERVATION		School 1,002,664.34		PROPERTY ACQUIRED BY DEED OR FORECLOSURE	
Beaches and Boardwalks		Self-Liquidating 259,000.00		Balance January 1, 1982	
Parks, Playgrounds, Shade Trees		Other 622,000.00		Transfers From Taxes or Liens	
Land Reclamation & Conservation	7,800.00	Total 1,883,664.34		Sale for Cash (1982)	
Other Recreational Services		EQUALIZED VALUATION BASIS		Cancelled, Abated or Adjusted (1982)	
EDUCATION (excluding schools)		FOR NET DEBT COMPUTATION 108,638,121		Balance December 31, 1982	
Libraries		REAL PROPERTY VALUATIONS		CURRENT FINANCES DECEMBER 31, 1982	
Other Educational Services		Code Class # of Parcels % VAL'N ASSESSED VALUATION		ASSETS	
STATUTORY EXPENDITURES		1 Vacant Land 60 .63 812,400.00		Cash Dec. 31, 1982 1,211,517.05	
Pensions & F. I. C. A.	64,600.00	2 Residential 1507 97.45 125,702,000.00		Taxes Receivable 77,635.52	
Employee Fringe Benefits	23,500.00	3 Farm		Tax Title Liens 7,367.12	
Other Statutory Expenditures	5,000.00	4a Commercial 16 1.92 2,472,300.00		Foreclosed Property	
CETA And Other Public Employment Programs		4b Industrial		Emergencies & Other Deferred Charges 20,960.00	
MUNICIPAL FUNCTIONS TOTAL 879,859.10		4c Apartments		State and Federal Aid Receivable	
CAPITAL IMPROVEMENTS *MEMU* 15,000.00		Total 1583 128,586,700.00		Other Receivables 19,924.54	
DEBT SERVICE		Land Area 1.25 Sq. Miles		Total 1,337,404.23	
Principal Payments 29,600.00		Net Valuation Taxable-Municipal 129,414,673		LIABILITIES, RESERVES, AND SURPLUS	
Interest Payments 57,290.90		Net Valuation Taxable-County 110,918,332		Cash Liabilities 576,968.96	
DEFERRED CHARGES 34,530.81		State Equalized Valuation 117,699,270		Reserves for Receivables 104,317.91	
SCHOOL, COUNTY, SPECIAL DISTRICT TAXES 2,388,385.55		State Equalization Ratio 109.99		Surplus Dec. 31, 1982 656,117.36	
RESERVE FOR UNCOLLECTED TAXES 122,933.46				Total 1,337,404.23	
EXPENDITURES TOTAL 3,512,599.82					

1418

Population 1980 4,899  
 Population 1982 5,022  
 S & P Rating  
 Moody Rating AA

General Tax Rate Per \$100.

3.46  
 State Equalized Tax Rate  
 2.20

**MENDHAM BOROUGH - MORRIS COUNTY****Form of Government:****Borough Council****Number of Members on Governing Body - 6**

PER CAPITA:

Gross Debt 705.05  
 Net Debt 232.78  
 Debt Service 34.46  
 Total Tax Levy 962.06  
 Municipal Expenditures 324.66

PER CENT:

Gross Debt 1.87  
 Net Debt .62  
 Tax Levy Collected 98.50  
 Tax Levy Cancelled, Abated  
 or Adjusted .29

EXPENDITURES		REVENUES-REALIZED		1982 PROPERTY TAX	
<b>GENERAL GOVERNMENT</b>				<b>STATE EQUALIZED TAX RATE</b>	
Governing Body & Public Boards		1982 Property Taxes Collected	4,760,657.51	Local District School Taxes	.80 1,716,821.50
Municipal Clerk		1982 Payments in Lieu of Taxes		Regional & Consolidated School Tax	.67 1,435,463.88
Financial Administration	28,955.00	Delinquent Tax & Lien Collections	51,657.13	School Taxes in Municipal Budget	
Assessment of Taxes	12,078.00	Business Personalty Replacement Taxes	47,001.72	County Taxes	.35 756,184.46
Collection of Taxes	17,228.00	Taxes from Public Utilities	313,944.00	Caunty Library Taxes	.01 28,571.63
Planning, Housing & Development	12,017.21	Other Miscellaneous Tax Revenues		Local Municipal Purpose Taxes	.37 801,383.50
Human Resources		State Aid Revenues	31,892.38	Veteran & Senior Citizen Taxes	26,225.00
Elections		Federal Aid Revenues		Total Taxes for Rate Computation	2.20 4,764,649.97
General Administration (other)	155,851.52	State and Local Fiscal Assistance Act Utilized	34,986.55	Special District Taxes	
<b>JUDICIARY</b>		Sale of Acquired Property		Bank Corp. Taxes	2,964.50
Municipal Courts	14,840.00	Other Miscellaneous Revenues	252,935.42	Added and Omitted Taxes	50,097.64
<b>PUBLIC SAFETY</b>		Total	5,493,074.75	Total Taxes Levied - ABSTRACT	4,831,487.11
Fire Protection	18,165.00	Prior Years Surplus Appropriated	400,000.00	Total Taxes Billed	4,833,300.46
Police Protection	370,121.59	REVENUES TOTAL	5,893,074.75	1982 TAXES COLLECTED	4,760,657.51
Civil Defense & Disaster Control	250.00	Reserve For Uncollected Taxes	211,228.44	1982 Taxes Cancelled, Abated or Adjusted	13,823.85
Environmental Inspection & Control	59,433.27	<b>CAPITAL OUTLAY TOTAL</b>	174,623.22	Transfer to Tax Title Liens or Foreclosed	
Other Public Safety				Balance Outstanding Dec. 31, 1982	58,819.10
<b>PUBLIC WORKS</b>				<b>PRIOR YEARS TAXES OUTSTANDING</b>	
Streets and Drainage	221,104.50	Public Enterprises	75,135.94	Balance January 1, 1982	51,657.13
Sewers and Sewage Processing		Recreation—Culture	8,995.50	Collected in 1982	51,657.13
Garbage and Trash Disposal		Public Works	88,114.30	Cancelled, Abated or Adjusted 1982	
Public Buildings and Grounds	50,435.00	Buildings and Grounds	2,377.48	Transfers to Tax Title Liens or Foreclosed	
Other Public Works	54,417.28	Library and Education		Balance December 31, 1982	
<b>HEALTH and WELFARE</b>		Conservation		<b>TAX TITLE LIENS OUTSTANDING</b>	
Health Services Except Environmental	13,306.00	All Other		Balance January 1, 1982	
Welfare-Public Assistance	18,700.00	<b>CAPITAL DEBT AUTHORIZED, DECEMBER 31, 1982</b>		Transfer From Taxes	
Hospitals, Clinics, First Aid		<b>ISSUED AND UNISSUED GROSS DEBT NET DEBT</b>		Redeemed in 1982	
Animal, Insect, & Rodent Control	5,000.00	School 1,356,991		Cancelled, Abated or Adjusted (1982)	
Other Welfare Services		Self-liquidating 1,225,250	210,500	Transfers to Foreclosed Property	
<b>RECREATION and CONSERVATION</b>		Other 958,500	958,500	Balance December 31, 1982	
Beaches and Boardwalks		Total 3,540,741	1,169,000	<b>PROPERTY ACQUIRED BY DEED OR FORECLOSURE</b>	
Parks, Playgrounds, Shade Trees	48,400.50			Balance January 1, 1982	2,900.00
Land Reclamation & Conservation	655.00	<b>ISSUED AND OUTSTANDING</b>		Transfers From Taxes or Liens	
Other Recreational Services		School 1,356,991.35		Sale for Cash (1982)	
<b>EDUCATION (excluding schaals)</b>		Self-Liquidating 1,186,000.00		Cancelled, Abated or Adjusted (1982)	
Libraries	7,350.00	Other 873,500.00		Balance December 31, 1982	2,900.00
Other Educational Services		Total 3,416,491.35		<b>CURRENT FINANCES DECEMBER 31, 1982</b>	
<b>STATUTORY EXPENDITURES</b>		<b>EQUALIZED VALUATION BASIS FOR NET DEBT COMPUTATION</b>	189,165,414	<b>ASSETS</b>	
Pensions & F. I. C. A.	106,820.00	<b>REAL PROPERTY VALUATIONS</b>		Cash Dec. 31, 1982	966,912.77
Employee Fringe Benefits	28,500.00	Code Class # of Parcels % VAL'N		Taxes Receivable	58,819.10
Other Statutory Expenditures	2,500.00	1 Vacant Land 160 3.78	5,119,400.00	Tax Title Liens	
CETA And Other Public Employment Programs		2 Residential 1358 85.31	115,544,900.00	Foreclosed Property	2,900.00
<b>MUNICIPAL FUNCTIONS TOTAL</b>	1,246,127.87	3 Farm 75 3.48	4,719,700.00	Emergencies & Other Deferred Charges	5,500.00
<b>CAPITAL IMPROVEMENTS *MEMO*</b>	36,000.00	4a Commercial 43 7.06	9,558,900.00	State and Federal Aid Receivable	1,365.00
<b>DEBT SERVICE</b>		4b Industrial		Other Receivables	4,122.50
Principal Payments	85,000.00	4c Apartments 4 .37	498,200.00	Total	1,039,619.37
Interest Payments	88,070.55	Total 1640	135,441,100.00	<b>LIABILITIES, RESERVES, AND SURPLUS</b>	
<b>DEFERRED CHARGES</b>		Land Area 6.00 Sq. Miles		Cash Liabilities	161,608.98
SCHOOL, COUNTY, SPECIAL DISTRICT TAXES	3,937,041.47	Net Valuation Taxable-Municipal	137,086,787	Reserves for Receivables	65,841.60
RESERVE FOR UNCOLLECTED TAXES	211,228.44	Net Valuation Taxable-County	215,795,516	Surplus Dec. 31, 1982	812,168.79
<b>EXPENDITURES TOTAL</b>	5,567,468.33	State Equalized Valuation	214,905,174	Total	1,039,619.37
		State Equalization Ratio	63.51		



1419

Population 1980 **4,488**  
 Population 1982 **4,480**  
 S & P Rating  
 Moody Rating **AA**

General Tax Rate Per \$100. **3.86**  
 State Equalized Tax Rate **2.14**

**MENDHAM TOWNSHIP - MORRIS COUNTY****Form of Government:****Township Committee****Number of Members on Governing Body - 5****PER CAPITA:**

Gross Debt **820.46**  
 Net Debt **399.27**  
 Debt Service **41.23**  
 Total Tax Levy **1,261.46**  
 Municipal Expenditures **474.32**

**PER CENT:**

Gross Debt **1.55**  
 Net Debt **.75**  
 Tax Levy Collected **97.11**  
 Tax Levy Cancelled, Abated or Adjusted **.10**

EXPENDITURES		REVENUES-REALIZED		1982 PROPERTY TAX	
<b>GENERAL GOVERNMENT</b>				<b>STATE EQUALIZED TAX RATE</b> → <b>.71</b>	
Governing Body & Public Boards		1982 Property Taxes Collected	<b>5,452,374.71</b>	Local District School Taxes	<b>1,849,262.50</b>
Municipal Clerk		1982 Payments in Lieu of Taxes		Regional & Consolidated School Tax	<b>1,786,612.18</b>
Financial Administration	<b>11,998.00</b>	Delinquent Tax & Lien Collections	<b>120,782.98</b>	School Taxes in Municipal Budget	
Assessment of Taxes	<b>12,270.00</b>	Business Personalty Replacement Taxes	<b>14,448.16</b>	County Taxes	<b>976,646.01</b>
Collection of Taxes	<b>28,192.00</b>	Taxes from Public Utilities	<b>341,116.00</b>	County Library Taxes	<b>36,901.46</b>
Planning, Housing & Development	<b>16,247.00</b>	Other Miscellaneous Tax Revenues		Local Municipal Purpose Taxes	<b>951,317.48</b>
Human Resources	<b>1,500.00</b>	State Aid Revenues	<b>27,100.49</b>	Veteran & Senior Citizen Taxes	<b>19,900.00</b>
Elections		Federal Aid Revenues		Total Taxes for Rate Computation	<b>5,620,639.63</b>
General Administration (other)	<b>255,198.00</b>	State and Local Fiscal Assistance Act Utilized	<b>22,213.60</b>	Special District Taxes	
<b>JUDICIARY</b>		Sale of Acquired Property		Bank Corp. Taxes	<b>2,020.06</b>
Municipal Courts	<b>14,995.00</b>	Other Miscellaneous Revenues	<b>221,957.83</b>	Added and Omitted Taxes	<b>48,583.92</b>
<b>PUBLIC SAFETY</b>		Total	<b>6,239,993.77</b>	Total Taxes Levied - ABSTRACT	<b>5,651,343.61</b>
Fire Protection	<b>36,590.00</b>	Prior Years Surplus Appropriated	<b>583,241.00</b>	Total Taxes Billed	<b>5,655,957.86</b>
Police Protection	<b>421,377.00</b>	REVENUES TOTAL	<b>6,823,234.77</b>	1982 TAXES COLLECTED	<b>5,492,374.71</b>
Civil Defense & Disaster Control		Reserve For Uncollected Taxes	<b>382,097.48</b>	1982 Taxes Cancelled, Abated or Adjusted	<b>5,857.90</b>
Environmental Inspection & Control	<b>22,220.00</b>	CAPITAL OUTLAY TOTAL	<b>220,452.48</b>	Transfer to Tax Title Liens or Foreclosed	<b>7,696.84</b>
Other Public Safety				Balance Outstanding Dec. 31, 1982	<b>150,028.41</b>
<b>PUBLIC WORKS</b>				<b>PRIOR YEARS TAXES OUTSTANDING</b>	
Streets and Drainage	<b>444,654.60</b>	Public Enterprises		Balance January 1, 1982	<b>124,759.33</b>
Sewers and Sewage Processing		Recreation—Culture	<b>320.30</b>	Collected in 1982	<b>118,822.99</b>
Garbage and Trash Disposal	<b>16,000.00</b>	Public Works	<b>150,499.62</b>	Cancelled, Abated or Adjusted 1982	<b>88.25</b>
Public Buildings and Grounds	<b>61,693.01</b>	Buildings and Grounds	<b>68,950.81</b>	Transfers to Tax Title Liens or Foreclosed	<b>5,848.09</b>
Other Public Works	<b>4,480.00</b>	Library and Education	<b>681.75</b>	Balance December 31, 1982	
<b>HEALTH and WELFARE</b>		Conservation		<b>TAX TITLE LIENS OUTSTANDING</b>	
Health Services Except Environmental	<b>19,968.00</b>	All Other		Balance January 1, 1982	<b>22,394.67</b>
Welfare-Public Assistance	<b>550.00</b>	CAPITAL DEBT AUTHORIZED, DECEMBER 31, 1982		Transfer From Taxes	<b>14,228.93</b>
Hospitals, Clinics, First Aid	<b>350.00</b>	ISSUED AND UNISSUED GROSS DEBT		Redeemed in 1982	<b>1,959.99</b>
Animal, Insect, & Rodent Control	<b>1,380.00</b>	School	<b>1,886,934</b>	Cancelled, Abated or Adjusted (1982)	
Other Welfare Services		Self-liquidating		Transfers to Foreclosed Property	
<b>RECREATION and CONSERVATION</b>		Other	<b>1,788,736</b>	Balance December 31, 1982	<b>34,663.61</b>
Beaches and Boardwalks		Total	<b>3,675,671</b>	<b>PROPERTY ACQUIRED BY DEED OR FORECLOSURE</b>	
Parks, Playgrounds, Shade Trees	<b>1,600.00</b>	ISSUED AND OUTSTANDING		Balance January 1, 1982	
Land Reclamation & Conservation	<b>11,730.00</b>	School	<b>1,886,934.52</b>	Transfers From Taxes or Liens	
Other Recreational Services		Self-Liquidating		Sale for Cash (1982)	
<b>EDUCATION (excluding schools)</b>		Other	<b>1,788,000.00</b>	Cancelled, Abated or Adjusted (1982)	
Libraries	<b>16,300.00</b>	Total	<b>3,674,934.52</b>	Balance December 31, 1982	
Other Educational Services	<b>150.00</b>	EQUALIZED VALUATION BASIS FOR NET DEBT COMPUTATION	<b>237,277,607</b>	<b>CURRENT FINANCES DECEMBER 31, 1982</b>	
<b>STATUTORY EXPENDITURES</b>		REAL PROPERTY VALUATIONS		<b>ASSETS</b>	
Pensions & F. I. C. A.	<b>119,450.00</b>	Code Class # of Parcels % VAL'N		Cash Dec. 31, 1982	<b>987,581.32</b>
Employee Fringe Benefits	<b>28,000.00</b>	1 Vacant Land 173 4.48	<b>6,459,700.00</b>	Taxes Receivable	<b>150,028.41</b>
Other Statutory Expenditures	<b>2,000.00</b>	2 Residential 1312 88.48	<b>127,629,700.00</b>	Tax Title Liens	<b>34,663.61</b>
CETA And Other Public Employment Programs		3 Farm 116 4.47	<b>6,446,400.00</b>	Foreclosed Property	
<b>MUNICIPAL FUNCTIONS TOTAL</b>	<b>1,548,892.61</b>	4a Commercial 9 2.57	<b>3,707,700.00</b>	Emergencies & Other Deferred Charges	<b>10,394.51</b>
<b>CAPITAL IMPROVEMENTS *MEMO*</b>		4b Industrial		State and Federal Aid Receivable	<b>3,283.69</b>
<b>DEBT SERVICE</b>		4c Apartments		Other Receivables	<b>15,562.65</b>
Principal Payments	<b>85,178.00</b>	Total	<b>1610</b>	Total	<b>1,201,514.19</b>
Interest Payments	<b>99,525.43</b>	Land Area 17.60 Sq. Miles		<b>LIABILITIES, RESERVES, AND SURPLUS</b>	
<b>DEFERRED CHARGES</b>	<b>9,253.03</b>	Net Valuation Taxable-Municipal	<b>145,268,755</b>	Cash Liabilities	<b>221,444.26</b>
SCHOOL, COUNTY, SPECIAL DISTRICT TAXES	<b>4,649,422.15</b>	Net Valuation Taxable-County	<b>278,734,590</b>	Reserves for Receivables	<b>200,254.67</b>
RESERVE FOR UNCOLLECTED TAXES	<b>382,097.48</b>	State Equalized Valuation	<b>260,783,044</b>	Surplus Dec. 31, 1982	<b>779,815.26</b>
<b>EXPENDITURES TOTAL</b>	<b>6,774,368.70</b>	State Equalization Ratio	<b>55.53</b>	Total	<b>1,201,514.19</b>

0424

Population 1980 3,972  
 Population 1982 3,973  
 S & P Rating  
 Moody Rating BAA1

General Tax Rate Per \$100.

6.89

State Equalized Tax Rate

3.13

**MERCHANTVILLE BOROUGH - CAMDEN CO.****Form of Government:****Borough Council****Number of Members on Governing Body - 6****PER CAPITA:**

Gross Debt 296.38

Net Debt 69.17

Debt Service 11.73

Total Tax Levy 606.49

Municipal Expenditures 328.85

**PER CENT:**

Gross Debt 1.88

Net Debt .44

Tax Levy Collected 98.35

Tax Levy Cancelled, Abated

or Adjusted .04

EXPENDITURES		REVENUES-REALIZED		1982 PROPERTY TAX	
<b>GENERAL GOVERNMENT</b>				<b>STATE EQUALIZED TAX RATE</b> →	
Governing Body & Public Boards		1982 Property Taxes Collected	2,352,242.00	Local District School Taxes	1.45
Municipal Clerk		1982 Payments in Lieu of Taxes		Regional & Consolidated School Tax	
Financial Administration	15,645.00	Delinquent Tax & Lien Collections	47,846.44	School Taxes in Municipal Budget	
Assessment of Taxes	7,650.00	Business Personalty Replacement Taxes	29,519.12	County Taxes	1.01 *
Collection of Taxes	10,230.00	Taxes from Public Utilities	296,140.00	County Library Taxes	.02
Planning, Housing & Development	6,500.00	Other Miscellaneous Tax Revenues		Local Municipal Purpose Taxes	.65
Human Resources		State Aid Revenues	54,291.61	Veteran & Senior Citizen Taxes	
Elections	3,460.00	Federal Aid Revenues		Total Taxes for Rate Computation	3.13
General Administration (other)	142,395.00	State and Local Fiscal Assistance Act Utilized	24,381.00	Special District Taxes	
<b>JUDICIARY</b>		Sale of Acquired Property		Bank Corp. Taxes	18,394.53
Municipal Courts	8,100.00	Other Miscellaneous Revenues	269,851.53	Added and Omitted Taxes	318.36
<b>PUBLIC SAFETY</b>		Total	3,074,271.70	Total Taxes Levied - A8STRACT	2,409,591.61
Fire Protection	46,605.00	Prior Years Surplus Appropriated	147,900.00	Total Taxes Billed	2,351,806.98
Police Protection	347,678.00	<b>REVENUES</b>	<b>TOTAL</b>	1982 TAXES COLLECTED	2,352,242.00
Civil Defense & Disaster Control	240.00	Reserve For Uncollected Taxes	55,056.45	1982 Taxes Cancelled, Abated or Adjusted	930.42
Environmental Inspection & Control	250.00	<b>CAPITAL OUTLAY</b>	<b>TOTAL</b>	Transfer to Tax Title Liens or Foreclosed	475.55
Other Public Safety			184,703.51	Balance Outstanding Dec. 31, 1982	38,159.01
<b>PUBLIC WORKS</b>		Public Enterprises		<b>PRIOR YEARS TAXES OUTSTANDING</b>	
Streets and Drainage	61,000.00	Recreation—Culture	6,000.00	Balance January 1, 1982	44,503.19
Sewers and Sewage Processing	183,515.00	Public Works	79,082.94	Collected in 1982	41,544.82
Garbage and Trash Disposal	150,955.00	Buildings and Grounds	99,620.57	Cancelled, Abated or Adjusted 1982	
Public Buildings and Grounds	25,980.00	Library and Education		Transfers to Tax Title Liens or Foreclosed	
Other Public Works		Conservation		Balance December 31, 1982	2,958.37
<b>HEALTH and WELFARE</b>		All Other		<b>TAX TITLE LIENS OUTSTANDING</b>	
Health Services Except Environmental	900.00			Balance January 1, 1982	8,925.64
Welfare-Public Assistance	4,900.00			Transfer From Taxes	475.55
Hospitals, Clinics, First Aid				Redeemed in 1982	6,301.62
Animal, Insect, & Rodent Control				Cancelled, Abated or Adjusted (1982)	
Other Welfare Services				Transfers to Foreclosed Property	
<b>RECREATION and CONSERVATION</b>				Balance December 31, 1982	3,099.57
Beaches and Boardwalks				<b>PROPERTY ACQUIRED BY DEED OR FORECLOSURE</b>	
Parks, Playgrounds, Shade Trees	13,510.00			Balance January 1, 1982	350.00
Land Reclamation & Conservation				Transfers From Taxes or Liens	
Other Recreational Services	9,150.00			Sale for Cash (1982)	
<b>EDUCATION (excluding schools)</b>				Cancelled, Abated or Adjusted (1982)	
Libraries				Balance December 31, 1982	350.00
Other Educational Services	595.00			<b>CURRENT FINANCES DECEMBER 31, 1982</b>	
<b>STATUTORY EXPENDITURES</b>				<b>ASSETS</b>	
Pensions & F. I. C. A.	112,770.00			Cash Dec. 31, 1982	330,520.02
Employee Fringe Benefits	29,930.00			Taxes Receivable	41,117.38
Other Statutory Expenditures	4,100.00			Tax Title Liens	3,099.57
CETA And Other Public Employment Programs				Foreclosed Property	350.00
<b>MUNICIPAL FUNCTIONS</b>				Emergencies & Other Deferred Charges	10,000.00
<b>TOTAL</b>	<b>1,186,058.00</b>			State and Federal Aid Receivable	
<b>CAPITAL IMPROVEMENTS</b>	<b>*MEMO*</b>			Other Receivables	23,361.86
<b>DEBT SERVICE</b>				Total	408,448.83
Principal Payments	28,000.00			<b>LIABILITIES, RESERVES, AND SURPLUS</b>	
Interest Payments	18,601.19			Cash Liabilities	164,313.73
<b>DEFERRED CHARGES</b>				Reserves for Receivables	67,928.81
SCHOOL, COUNTY, SPECIAL DISTRICT TAXES	18,806.05			Surplus Dec. 31, 1982	176,206.29
RESERVE FOR UNCOLLECTED TAXES	55,056.45			Total	408,448.83
<b>EXPENDITURES</b>	<b>TOTAL</b>				
	<b>3,200,430.41</b>				



1210

Population 1980 **13,762**  
 Population 1982 **13,530**  
 S & P Rating **A**  
 Maady Rating **A**

General Tax Rate Per \$100.

5.42

State Equalized Tax Rate

2.80

**METUCHEN BOROUGH - MIDDLESEX CO.****Form of Government:****Borough Council****Number of Members on Governing Body - 6****PER CAPITA:**

Grass Debt **563.37**  
 Net Debt **379.91**  
 Debt Service **48.97**  
 Total Tax Levy **805.42**  
 Municipal Expenditures **358.23**

**PER CENT:**

Grass Debt **2.18**  
 Net Debt **1.47**  
 Tax Levy Collected **97.66**  
 Tax Levy Cancelled, Abated or Adjusted

EXPENDITURES		REVENUES-REALIZED		1982 PROPERTY TAX	
<b>GENERAL GOVERNMENT</b>				<b>STATE EQUALIZED TAX RATE</b> → <b>1.56</b>	
Governing Body & Public Boards		1982 Property Taxes Collected	<b>10,632,045.42</b>	Local District School Taxes	<b>6,047,976.05</b>
Municipal Clerk		1982 Payments in Lieu of Taxes		Regional & Consolidated School Tax	
Financial Administration	<b>10,000.00</b>	Delinquent Tax & Lien Collections	<b>274,406.13</b>	School Taxes in Municipal Budget	
Assessment of Taxes	<b>123,160.00</b>	Business Personalty Replacement Taxes	<b>296,771.16</b>	County Taxes	<b>2,275,142.17</b>
Collection of Taxes	<b>62,210.00</b>	Taxes from Public Utilities	<b>872,383.00</b>	County Library Taxes	
Planning, Housing & Development	<b>10,600.00</b>	Other Miscellaneous Tax Revenues		Local Municipal Purpose Taxes	<b>2,543,520.71</b>
Human Resources	<b>16,000.00</b>	State Aid Revenues	<b>128,825.60</b>	Veteran & Senior Citizen Taxes	<b>130,050.00</b>
Elections	<b>6,100.00</b>	Federal Aid Revenues		Total Taxes for Rate Computation	<b>10,956,688.93</b>
General Administration (other)	<b>272,531.00</b>	State and Local Fiscal Assistance Act Utilized	<b>110,187.00</b>	Special District Taxes	
<b>JUDICIARY</b>		Sale of Acquired Property		Bank Corp. Taxes	<b>13,259.54</b>
Municipal Courts	<b>35,895.00</b>	Other Miscellaneous Revenues	<b>326,914.38</b>	Added and Omitted Taxes	<b>17,446.03</b>
<b>PUBLIC SAFETY</b>		Total	<b>12,641,532.69</b>	Total Taxes Levied - ABSTRACT	<b>10,897,344.50</b>
Fire Protection	<b>151,396.00</b>	Prior Years Surplus Appropriated	<b>188,000.00</b>	Total Taxes Billed	<b>10,886,868.99</b>
Police Protection	<b>1,089,805.00</b>	REVENUES TOTAL	<b>12,829,532.69</b>	1982 TAXES COLLECTED	<b>10,632,045.42</b>
Civil Defense & Disaster Control	<b>3,550.00</b>	Reserve For Uncollected Taxes	<b>310,000.00</b>	1982 Taxes Cancelled, Abated or Adjusted	
Environmental Inspection & Control	<b>17,750.00</b>	CAPITAL OUTLAY TOTAL	<b>1,055,329.96</b>	Transfer to Tax Title Liens or Foreclosed	<b>4,672.04</b>
Other Public Safety		Public Enterprises	<b>317,812.00</b>	Balance Outstanding Dec. 31, 1982	<b>250,151.53</b>
<b>PUBLIC WORKS</b>		Recreation—Culture	<b>42,503.36</b>	<b>PRIOR YEARS TAXES OUTSTANDING</b>	
Streets and Drainage	<b>410,948.00</b>	Public Works	<b>645,084.13</b>	Balance January 1, 1982	<b>288,040.54</b>
Sewers and Sewage Processing	<b>463,185.00</b>	Buildings and Grounds	<b>49,930.47</b>	Collected in 1982	<b>274,285.60</b>
Garbage and Trash Disposal	<b>278,426.00</b>	Library and Education		Cancelled, Abated or Adjusted 1982	
Public Buildings and Grounds	<b>108,019.00</b>	Conservation		Transfers to Tax Title Liens or Foreclosed	
Other Public Works		All Other		Balance December 31, 1982	<b>13,754.94</b>
<b>HEALTH and WELFARE</b>		CAPITAL DEBT AUTHORIZED, DECEMBER 31, 1982		<b>TAX TITLE LIENS OUTSTANDING</b>	
Health Services Except Environmental	<b>25,078.00</b>	ISSUED AND UNISSUED GROSS DEBT		Balance January 1, 1982	<b>20,638.55</b>
Welfare-Public Assistance	<b>17,350.00</b>	School	<b>620,000</b>	Transfer From Taxes	<b>4,672.04</b>
Hospitals, Clinics, First Aid		Self-Liquidating	<b>578,000</b>	Redeemed in 1982	<b>120.53</b>
Animal, Insect, & Radent Control		Other	<b>6,424,341</b>	Cancelled, Abated or Adjusted (1982)	
Other Welfare Services		Total	<b>7,622,341</b>	Transfers to Foreclosed Property	
<b>RECREATION and CONSERVATION</b>		ISSUED AND OUTSTANDING		Balance December 31, 1982	<b>25,190.06</b>
Beaches and Boardwalks	<b>87,418.00</b>	School	<b>620,000.00</b>	<b>PROPERTY ACQUIRED BY DEED OR FORECLOSURE</b>	
Parks, Playgrounds, Shade Trees	<b>2,200.00</b>	Self-Liquidating	<b>578,000.00</b>	Balance January 1, 1982	<b>15,800.00</b>
Land Reclamation & Conservation	<b>49,060.00</b>	Other	<b>5,969,500.00</b>	Transfers From Taxes or Liens	
Other Recreational Services		Total	<b>7,167,500.00</b>	Sale for Cash (1982)	
<b>EDUCATION (excluding schools)</b>		EQUALIZED VALUATION BASIS		Cancelled, Abated or Adjusted (1982)	
Libraries	<b>152,413.00</b>	FOR NET DEBT COMPUTATION	<b>348,852,923</b>	Balance December 31, 1982	<b>15,800.00</b>
Other Educational Services		REAL PROPERTY VALUATIONS		<b>CURRENT FINANCES DECEMBER 31, 1982</b>	
<b>STATUTORY EXPENDITURES</b>		Code Class # of Parcels % VAL'N		<b>ASSETS</b>	
Pensions & F. I. C. A.	<b>345,082.36</b>	1 Vacant Land 169 1.31	<b>2,549,800.00</b>	Cash Dec. 31, 1982	<b>2,019,933.95</b>
Employee Fringe Benefits	<b>116,400.00</b>	2 Residential 4164 78.03	<b>151,624,800.00</b>	Taxes Receivable	<b>263,906.47</b>
Other Statutory Expenditures	<b>9,070.00</b>	3 Farm		Tax Title Liens	<b>25,190.06</b>
CETA And Other Public Employment Programs		4a Commercial 197 9.82	<b>19,089,300.00</b>	Foreclosed Property	<b>15,800.00</b>
<b>MUNICIPAL FUNCTIONS TOTAL</b>	<b>3,873,646.36</b>	4b Industrial 52 8.10	<b>15,737,700.00</b>	Emergencies & Other Deferred Charges	<b>153,400.00</b>
<b>CAPITAL IMPROVEMENTS *MEMO*</b>	<b>25,000.00</b>	4c Apartments 15 2.74	<b>5,315,600.00</b>	State and Federal Aid Receivable	<b>205.72</b>
<b>DEBT SERVICE</b>		Total 4597	<b>194,317,200.00</b>	Other Receivables	<b>3,538.00</b>
Principal Payments	<b>358,400.00</b>	Land Area 2.75 Sq. Miles		Total	<b>2,481,974.20</b>
Interest Payments	<b>304,188.06</b>	Net Valuation Taxable-Municipal	<b>200,542,859</b>	<b>LIABILITIES, RESERVES, AND SURPLUS</b>	
<b>DEFERRED CHARGES</b>	<b>682.22</b>	Net Valuation Taxable-County	<b>405,957,873</b>	Cash Liabilities	<b>1,947,522.32</b>
SCHOOL, COUNTY, SPECIAL DISTRICT TAXES	<b>8,323,118.22</b>	State Equalized Valuation	<b>383,129,794</b>	Reserves for Receivables	<b>308,434.53</b>
RESERVE FOR UNCOLLECTED TAXES	<b>310,000.00</b>	State Equalization Ratio	<b>51.63</b>	Surplus Dec. 31, 1982	<b>226,017.35</b>
<b>EXPENDITURES TOTAL</b>	<b>13,170,034.86</b>			Total	<b>2,481,974.20</b>

0506

Population 1980 **11,373**  
 Population 1982 **11,726**  
 S & P Rating  
 Moody Rating

General Tax Rate Per \$100.

State Equalized Tax Rate **3.04**  
**2.13**

**MIDDLE TOWNSHIP – CAPE MAY COUNTY****Form of Government:****Township Committee****Number of Members on Governing Body – 3**

## PER CAPITA

Gross Debt **209.96**  
 Net Debt **71.64**  
 Debt Service **5.13**  
 Total Tax Levy **558.46**  
 Municipal Expenditures **352.33**

## PER CENT.

Gross Debt **.94**  
 Net Debt **.32**  
 Tax Levy Collected **90.30**  
 Tax Levy Cancelled, Abated or Adjusted **.15**

EXPENDITURES		REVNUES-REALIZED		1982 PROPERTY TAX	
<b>GENERAL GOVERNMENT</b>				<b>STATE EQUALIZED TAX RATE</b>	
Governing Body & Public Boards				Local District School Taxes	<b>1.60</b>
Municipal Clerk				Regional & Consolidated School Tax	<b>4,730,707.00</b>
Financial Administration	<b>106,650.00</b>	1982 Property Taxes Collected		School Taxes in Municipal Budget	
Assessment of Taxes	<b>63,000.00</b>	1982 Payments in Lieu of Taxes		County Taxes	<b>.38</b>
Collection of Taxes	<b>127,340.00</b>	Delinquent Tax & Lien Collections		County Library Taxes	<b>.02</b>
Planning, Housing & Development	<b>31,200.00</b>	Business Personality Replacement Taxes		Local Municipal Purpose Taxes	<b>.13</b>
Human Resources		Taxes from Public Utilities		Veteran & Senior Citizen Taxes	
Elections	<b>800.00</b>	Other Miscellaneous Tax Revenues		Total Taxes for Rate Computation	<b>2.13</b>
General Administration (other)	<b>460,936.00</b>	State Aid Revenues		Special District Taxes	
<b>JUDICIARY</b>		Federal Aid Revenues		Bank Corp. Taxes	
Municipal Courts	<b>64,620.00</b>	State and Local Fiscal Assistance Act Utilized		Added and Omitted Taxes	
<b>PUBLIC SAFETY</b>		Sale of Acquired Property		Total Taxes Levied - ABSTRACT	
Fire Protection	<b>2,000.00</b>	Other Miscellaneous Revenues		Total Taxes Billed	
Police Protection	<b>1,089,102.00</b>	Prior Years Surplus Appropriated		1982 TAXES COLLECTED	
Civil Defense & Disaster Control	<b>4,501.00</b>	REVENUES		1982 Taxes Cancelled, Abated or Adjusted	
Environmental Inspection & Control	<b>58,351.00</b>	Reserve For Uncollected Taxes		Transfer to Tax Title Liens or Foreclosed	
Other Public Safety		CAPITAL OUTLAY		Balance Outstanding Dec. 31, 1982	
<b>PUBLIC WORKS</b>		TOTAL		PRIOR YEARS TAXES OUTSTANDING	
Streets and Drainage	<b>469,875.00</b>	Public Enterprises		Balance January 1, 1982	
Sewers and Sewage Processing		Recreation—Culture		Collected in 1982	
Garbage and Trash Disposal	<b>176,400.00</b>	Public Works		Cancelled, Abated or Adjusted 1982	
Public Buildings and Grounds	<b>92,475.00</b>	Buildings and Grounds		Transfers to Tax Title Liens or Foreclosed	
Other Public Works	<b>121,150.00</b>	Library and Education		Balance December 31, 1982	
<b>HEALTH and WELFARE</b>		Conservation		TAX TITLE LIENS OUTSTANDING	
Health Services Except Environmental	<b>6,000.00</b>	All Other		Balance January 1, 1982	
Welfare-Public Assistance	<b>9,700.00</b>	CAPITAL DEBT AUTHORIZED, DECEMBER 31, 1982		Transfer From Taxes	
Hospitals, Clinics, First Aid		ISSUED AND UNISSUED		Redeemed in 1982	
Animal, Insect, & Radent Control	<b>36,280.00</b>	GROSS DEBT		Cancelled, Abated or Adjusted (1982)	
Other Welfare Services		NET DEBT		Transfers to Foreclosed Property	
<b>RECREATION and CONSERVATION</b>		SCHOOL		Balance December 31, 1982	
Beaches and Boardwalks		Self-liquidating		PROPERTY ACQUIRED BY DEED OR	
Parks, Playgrounds, Shade Trees	<b>25,500.00</b>	Other		FORECLOSURE	
Land Reclamation & Conservation		Total		Balance January 1, 1982	
Other Recreational Services	<b>96,985.00</b>	ISSUED AND OUTSTANDING		Transfers From Taxes or Liens	
<b>EDUCATION (excluding schools)</b>		SCHOOL		Sale for Cash (1982)	
Libraries		Self-Liquidating		Cancelled, Abated or Adjusted (1982)	
Other Educational Services		Other		Balance December 31, 1982	
<b>STATUTORY EXPENDITURES</b>		Total		CURRENT FINANCES DECEMBER 31, 1982	
Pensions & F. I. C. A.	<b>244,400.00</b>	EQUALIZED VALUATION BASIS		ASSETS	
Employee Fringe Benefits	<b>129,000.00</b>	FOR NET DEBT COMPUTATION		Cash Dec. 31, 1982	
Other Statutory Expenditures		REAL PROPERTY VALUATIONS		Taxes Receivable	
CETA And Other Public Employment Programs		Code Class # of Parcels % VAL'N		Tax Title Liens	
<b>MUNICIPAL FUNCTIONS</b>		ASSESSED VALUATION		Foreclosed Property	
CAPITAL IMPROVEMENTS	<b>*MEMO*</b>	1 Vacant Land 5225 11.42		Emergencies & Other Deferred Charges	
DEBT SERVICE		2 Residential 4442 65.07		State and Federal Aid Receivable	
Principal Payments	<b>10,000.00</b>	3 Farm 229 1.86		Other Receivables	
Interest Payments	<b>50,180.00</b>	4a Commercial 335 20.06		Total	
		4b Industrial 8 .63		LIABILITIES, RESERVES, AND SURPLUS	
		4c Apartments 17 .96		Cash Liabilities	
		Total 10256		Reserves for Receivables	
<b>DEFERRED CHARGES</b>		Land Area 74.02 Sq. Miles		Surplus Dec. 31, 1982	
SCHOOL, COUNTY, SPECIAL DISTRICT TAXES	<b>12,608.52</b>	Net Valuation Taxable-Municipal		Total	
RESERVE FOR UNCOLLECTED TAXES	<b>6,133,884.34</b>	Net Valuation Taxable-County			
EXPENDITURES	<b>10,265,323.91</b>	State Equalized Valuation			
		State Equalization Ratio			



1211

Population 1980 **13,480**  
 Population 1982 **13,367**  
 S & P Rating  
 Moody Rating **A**

General Tax Rate Per \$100.

**4.60**

State Equalized Tax Rate

**2.70****MIDDLESEX BOROUGH – MIDDLESEX CO.****Form of Government:****Borough Council****Number of Members on Governing Body – 6****PER CAPITA:**

Gross Debt **560.50**  
 Net Debt **385.51**  
 Debt Service **41.59**  
 Total Tax Levy **688.03**  
 Municipal Expenditures **329.66**

**PER CENT:**

Gross Debt **2.42**  
 Net Debt **1.67**  
 Tax Levy Collected **95.16**  
 Tax Levy Cancelled, Abated or Adjusted

EXPENDITURES		REVENUES-REALIZED		1982 PROPERTY TAX	
<b>GENERAL GOVERNMENT</b>				<b>STATE EQUALIZED TAX RATE</b> →	
Governing Body & Public Boards		1982 Property Taxes Collected	<b>8,745,675.84</b>	Local District School Taxes <b>1.51</b>	<b>5,113,654.00</b>
Municipal Clerk		1982 Payments in Lieu of Taxes		Regional & Consolidated School Tax	
Financial Administration	<b>10,000.00</b>	Delinquent Tax & Lien Collections	<b>361,019.53</b>	School Taxes in Municipal Budget	
Assessment of Taxes	<b>39,504.00</b>	Business Personalty Replacement Taxes	<b>259,445.40</b>	County Taxes <b>.60</b>	<b>2,023,377.75</b>
Collection of Taxes	<b>68,099.00</b>	Taxes from Public Utilities	<b>950,604.00</b>	County Library Taxes	
Planning, Housing & Development	<b>28,475.00</b>	Other Miscellaneous Tax Revenues		Local Municipal Purpose Taxes <b>.59</b>	<b>2,014,947.97</b>
Human Resources	<b>12,000.00</b>	State Aid Revenues	<b>143,360.73</b>	Veteran & Senior Citizen Taxes	<b>135,775.00</b>
Elections	<b>4,700.00</b>	Federal Aid Revenues		Total Taxes for Rate Computation <b>2.70</b>	<b>9,287,754.72</b>
General Administration (other)	<b>435,247.20</b>	State and Local Fiscal Assistance Act Utilized	<b>147,658.00</b>	Special District Taxes	
<b>JUDICIARY</b>	<b>23,380.00</b>	Sale of Acquired Property		Bank Corp. Taxes	<b>6,637.91</b>
Municipal Courts		Other Miscellaneous Revenues	<b>451,768.51</b>	Added and Omitted Taxes	<b>38,250.23</b>
<b>PUBLIC SAFETY</b>		Total	<b>11,059,532.01</b>	Total Taxes Levied - ABSTRACT	<b>9,196,867.86</b>
Fire Protection	<b>144,535.00</b>	Prior Years Surplus Appropriated	<b>300,000.00</b>	Total Taxes Billed	<b>9,190,229.95</b>
Police Protection	<b>815,406.00</b>	REVENUES TOTAL	<b>11,359,532.01</b>	1982 TAXES COLLECTED	<b>8,745,675.84</b>
Civil Defense & Disaster Control	<b>12,150.00</b>	Reserve For Uncollected Taxes	<b>405,200.00</b>	1982 Taxes Cancelled, Abated or Adjusted	
Environmental Inspection & Control	<b>40,810.00</b>	CAPITAL OUTLAY TOTAL	<b>409,385.72</b>	Transfer to Tax Title Liens or Foreclosed	
Other Public Safety	<b>500.00</b>	Public Enterprises	<b>29,778.75</b>	Balance Outstanding Dec. 31, 1982	<b>444,554.11</b>
<b>PUBLIC WORKS</b>		Recreation—Culture	<b>2,334.78</b>	<b>PRIOR YEARS TAXES OUTSTANDING</b>	
Streets and Drainage	<b>477,084.90</b>	Public Works	<b>331,750.30</b>	Balance January 1, 1982	<b>321,196.89</b>
Sewers and Sewage Processing	<b>343,548.96</b>	Buildings and Grounds	<b>45,521.89</b>	Collected in 1982	<b>300,819.38</b>
Garbage and Trash Disposal	<b>172,256.00</b>	Library and Education		Cancelled, Abated or Adjusted 1982	
Public Buildings and Grounds	<b>28,422.00</b>	Conservation		Transfers to Tax Title Liens or Foreclosed	
Other Public Works	<b>68,459.80</b>	All Other		Balance December 31, 1982	<b>20,377.51</b>
<b>HEALTH and WELFARE</b>		CAPITAL DEBT AUTHORIZED, DECEMBER 31, 1982		<b>TAX TITLE LIENS OUTSTANDING</b>	
Health Services Except Environmental	<b>39,964.00</b>	ISSUED AND UNISSUED		Balance January 1, 1982	<b>60,374.05</b>
Welfare-Public Assistance	<b>4,000.00</b>	School	<b>2,134,000</b>	Transfer From Taxes	
Hospitals, Clinics, First Aid		Self-liquidating	<b>205,000</b>	Redeemed in 1982	<b>60,200.15</b>
Animal, Insect, & Radent Control		Other	<b>5,153,177</b>	Cancelled, Abated or Adjusted (1982)	
Other Welfare Services		Total	<b>7,492,177</b>	Transfers to Foreclosed Property	
<b>RECREATION and CONSERVATION</b>		ISSUED AND OUTSTANDING		Balance December 31, 1982	<b>173.90</b>
Beaches and Boardwalks		School	<b>2,134,000.00</b>	<b>PROPERTY ACQUIRED BY DEED OR FORECLOSURE</b>	
Parks, Playgrounds, Shade Trees	<b>58,874.00</b>	Self-Liquidating	<b>205,000.00</b>	Balance January 1, 1982	<b>30,973.00</b>
Land Reclamation & Conservation		Other	<b>4,631,000.00</b>	Transfers From Taxes or Liens	
Other Recreational Services	<b>65,788.00</b>	Total	<b>6,570,000.00</b>	Sale for Cash (1982)	
<b>EDUCATION (excluding schools)</b>		EQUALIZED VALUATION BASIS		Cancelled, Abated or Adjusted (1982)	
Libraries	<b>148,312.00</b>	FOR NET DEBT COMPUTATION	<b>309,338,820</b>	Balance December 31, 1982	<b>30,973.00</b>
Other Educational Services		REAL PROPERTY VALUATIONS		<b>CURRENT FINANCES DECEMBER 31, 1982</b>	
<b>STATUTORY EXPENDITURES</b>		Code Class # of Parcels % VAL'N		<b>ASSETS</b>	
Pensions & F. I. C. A.	<b>256,752.00</b>	1 Vacant Land 297 2.66	<b>5,239,100.00</b>	Cash Dec. 31, 1982	<b>1,030,469.46</b>
Employee Fringe Benefits	<b>99,150.00</b>	2 Residential 3615 68.30	<b>134,719,700.00</b>	Taxes Receivable	<b>464,931.62</b>
Other Statutory Expenditures	<b>8,000.00</b>	3 Farm 3 .10	<b>152,500.00</b>	Tax Title Liens	<b>173.90</b>
CETA And Other Public Employment Programs		4a Commercial 175 7.77	<b>15,328,800.00</b>	Foreclosed Property	<b>30,973.00</b>
<b>MUNICIPAL FUNCTIONS TOTAL</b>	<b>3,445,417.86</b>	4b Industrial 137 18.12	<b>35,745,500.00</b>	Emergencies & Other Deferred Charges	<b>4,500.00</b>
<b>CAPITAL IMPROVEMENTS *MEMO*</b>	<b>5,000.00</b>	4c Apartments 6 3.05	<b>6,008,300.00</b>	State and Federal Aid Receivable	
<b>DEBT SERVICE</b>		Total 4233	<b>197,233,900.00</b>	Other Receivables	<b>21,324.22</b>
Principal Payments	<b>358,100.00</b>	Land Area 3.45 Sq. Miles		Total	<b>1,552,372.20</b>
Interest Payments	<b>197,864.15</b>	Net Valuation Taxable-Municipal	<b>198,588,900</b>	<b>LIABILITIES, RESERVES, AND SURPLUS</b>	
<b>DEFERRED CHARGES</b>		Net Valuation Taxable-County	<b>362,849,764</b>	Cash Liabilities	<b>374,003.96</b>
SCHOOL, COUNTY, SPECIAL DISTRICT TAXES	<b>7,137,031.75</b>	State Equalized Valuation	<b>338,226,370</b>	Reserves for Receivables	<b>517,402.74</b>
RESERVE FOR UNCOLLECTED TAXES	<b>405,200.00</b>	State Equalization Ratio	<b>58.62</b>	Surplus Dec. 31, 1982	<b>660,965.50</b>
<b>EXPENDITURES TOTAL</b>	<b>11,543,613.76</b>			Total	<b>1,552,372.20</b>

1331

Population 1980 62,574  
 Population 1982 64,290  
 S & P Rating AAA  
 Moody Rating A

General Tax Rate Per \$100.

5.58  
 State Equalized Tax Rate  
 2.38

## MIDDLETOWN TWP. - MONMOUTH CO.

## Form of Government:

## Special Charter (CH 237-1971)

## Number of Members on Governing Body - 5

## PER CAPITA

Gross Debt 484.67  
 Net Debt 355.35  
 Debt Service 39.64  
 Total Tax Levy 638.59  
 Municipal Expenditures 256.97

## PER CENT:

Gross Debt 2.13  
 Net Debt 1.56  
 Tax Levy Collected 94.69  
 Tax Levy Cancelled, Abated  
 or Adjusted

EXPENDITURES		REVENUES-REALIZED		1982 PROPERTY TAX	
GENERAL GOVERNMENT				STATE EQUALIZED TAX RATE	
Governing Body & Public Boards	1,969.07	1982 Property Taxes Collected		Local District School Taxes	1.43 23,233,442.00
Municipal Clerk		1982 Payments in Lieu of Taxes		Regional & Consolidated School Tax	
Financial Administration	110,918.77	Delinquent Tax & Lien Collections		School Taxes in Municipal Budget	
Assessment of Taxes	549,098.34	Business Personality Replacement Taxes		County Taxes	.50 8,102,593.81
Collection of Taxes	176,561.00	Taxes from Public Utilities		County Library Taxes	
Planning, Housing & Development	106,483.00	Other Miscellaneous Tax Revenues		Local Municipal Purpose Taxes	.45 7,386,086.00
Human Resources	25,500.00	State Aid Revenues		Veteran & Senior Citizen Taxes	502,700.00
Elections	13,500.00	Federal Aid Revenues		Total Taxes for Rate Computation	2.38 39,224,821.81
General Administration (other)	1,388,633.58	State and Local Fiscal Assistance Act Utilized		Special District Taxes	971,027.60
JUDICIARY		Sale of Acquired Property		Bank Corp. Taxes	42,027.90
Municipal Courts	154,522.00	Other Miscellaneous Revenues		Added and Omitted Taxes	1,319,735.52
PUBLIC SAFETY		Total		Total Taxes Levied - ABSTRACT	41,054,912.83
Fire Protection	566,450.16	Prior Years Surplus Appropriated		Total Taxes Billed	41,012,884.93
Police Protection	3,105,918.13	REVENUES TOTAL		1982 TAXES COLLECTED	38,834,387.26
Civil Defense & Disaster Control	23,867.00	Reserve For Uncollected Taxes		1982 Taxes Cancelled, Abated or Adjusted	
Environmental Inspection & Control	341,035.00	CAPITAL OUTLAY TOTAL		Transfer to Tax Title Liens or Foreclosed	
Other Public Safety	700.00			Balance Outstanding Dec. 31, 1982	2,178,497.67
PUBLIC WORKS		Public Enterprises		PRIOR YEARS TAXES OUTSTANDING	
Streets and Drainage	2,540,376.50	Recreation—Culture		Balance January 1, 1982	1,788,837.33
Sewers and Sewage Processing		Public Works		Collected in 1982	1,703,193.01
Garbage and Trash Disposal		Buildings and Grounds		Cancelled, Abated or Adjusted 1982	
Public Buildings and Grounds	341,166.00	Library and Education		Transfers to Tax Title Liens or Foreclosed	
Other Public Works	8,889.00	Conservation		Balance December 31, 1982	85,644.32
HEALTH and WELFARE		All Other		TAX TITLE LIENS OUTSTANDING	
Health Services Except Environmental	208,823.00	CAPITAL DEBT AUTHORIZED, DECEMBER 31, 1982		Balance January 1, 1982	360,253.22
Welfare-Public Assistance	43,469.00	ISSUED AND UNISSUED GROSS DEBT NET DEBT		Transfer From Taxes	
Hospitals, Clinics, First Aid	5,000.00	School		Redeemed in 1982	125,744.09
Animal, Insect, & Rodent Control	33,000.00	Self-liquidating		Cancelled, Abated or Adjusted (1982)	
Other Welfare Services		Other		Transfers to Foreclosed Property	
RECREATION and CONSERVATION		Total		Balance December 31, 1982	234,509.13
Beaches and Boardwalks	361,681.00	ISSUED AND OUTSTANDING		PROPERTY ACQUIRED BY DEED OR	
Parks, Playgrounds, Shade Trees	45,600.00	School		FORECLOSURE	
Land Reclamation & Conservation	12,240.00	Self-Liquidating		Balance January 1, 1982	1,413,485.00
Other Recreational Services		Other		Transfers From Taxes or Liens	
EDUCATION (excluding schools)		Total		Sale for Cash (1982)	101,234.80
Libraries	426,000.00	EQUALIZED VALUATION BASIS		Cancelled, Abated or Adjusted (1982)	23,765.20
Other Educational Services		FOR NET DEBT COMPUTATION		Balance December 31, 1982	1,288,485.00
STATUTORY EXPENDITURES		REAL PROPERTY VALUATIONS		CURRENT FINANCES DECEMBER 31, 1982	
Pensions & F. I. C. A.	831,318.00	Code Class # of Parcels % VAL'N ASSESSED VALUATION		ASSETS	
Employee Fringe Benefits		1 Vacant Land 2777 3.68 25,278,300.00		Cash Dec. 31, 1982	11,503,118.40
Other Statutory Expenditures		2 Residential 18180 87.28 599,958,500.00		Taxes Receivable	2,264,141.99
CETA And Other Public Employment Programs		3 Farm 223 .94 6,447,000.00		Tax Title Liens	234,509.13
MUNICIPAL FUNCTIONS TOTAL	11,822,718.55	4a Commercial 476 7.58 52,129,100.00		Foreclosed Property	1,288,485.00
CAPITAL IMPROVEMENTS *MEMO*	176,500.00	4b Industrial 5 .28 1,851,200.00		Emergencies & Other Deferred Charges	759,000.00
DEBT SERVICE		4c Apartments 8 .25 1,701,900.00		State and Federal Aid Receivable	
Principal Payments	1,045,000.00	Total 21669 687,406,000.00		Other Receivables	26,584.33
Interest Payments	1,503,547.50	Land Area 41.08 Sq. Miles		Total	16,115,838.85
DEFERRED CHARGES	77,970.95	Net Valuation Taxable-Municipal		LIABILITIES, RESERVES, AND SURPLUS	
SCHOOL, COUNTY, SPECIAL DISTRICT TAXES	32,307,063.41	Net Valuation Taxable-County		Cash Liabilities	8,294,701.01
RESERVE FOR UNCOLLECTED TAXES	2,071,393.00	State Equalized Valuation		Reserves for Receivables	3,813,720.45
EXPENDITURES TOTAL	48,827,693.41	State Equalization Ratio		Surplus Dec. 31, 1982	4,007,417.39
				Total	16,115,838.85



0235

Population 1980 **7,381**  
 Population 1982 **7,335**  
 S & P Rating  
 Moody Rating **A1**

General Tax Rate Per \$100. **3.28**  
 State Equalized Tax Rate **2.20**

**MIDLAND PARK BOROUGH - BERGEN CO.****Form of Government:****Borough Council****Number of Members on Governing Body - 6**

PER CAPITA:

Gross Debt **437.08**  
 Net Debt **285.62**  
 Debt Service **52.55**  
 Total Tax Levy **734.81**  
 Municipal Expenditures **341.87**

PER CENT:

Gross Debt **1.49**  
 Net Debt **.97**  
 Tax Levy Collected **97.20**  
 Tax Levy Cancelled, Abated or Adjusted **.01**

EXPENDITURES		REVENUES-REALIZED		1982 PROPERTY TAX	
GENERAL GOVERNMENT		1982 Property Taxes Collected		STATE EQUALIZED TAX RATE <b>1.32</b>	
Governing Body & Public Boards		1982 Payments in Lieu of Taxes	<b>5,235,178.44</b>	Local District School Taxes	<b>3,223,510.50</b>
Municipal Clerk		Delinquent Tax & Lien Collections	<b>132,687.88</b>	Regional & Consolidated School Tax	
Financial Administration	<b>14,810.00</b>	Business Personalty Replacement Taxes	<b>138,366.08</b>	School Taxes in Municipal Budget	
Assessment of Taxes	<b>11,920.00</b>	Taxes from Public Utilities	<b>349,004.00</b>	County Taxes	<b>799,825.99</b>
Collection of Taxes	<b>23,200.00</b>	Other Miscellaneous Tax Revenues		County Library Taxes	
Planning, Housing & Development	<b>6,300.00</b>	State Aid Revenues	<b>65,561.75</b>	Local Municipal Purpose Taxes	<b>.55</b>
Human Resources		Federal Aid Revenues		Veteran & Senior Citizen Taxes	<b>1,344,449.00</b>
Elections		State and Local Fiscal Assistance Act Utilized	<b>82,611.00</b>	Total Taxes for Rate Computation	<b>2.20</b>
General Administration (other)	<b>208,875.00</b>	Sale of Acquired Property		Special District Taxes	
JUDICIARY		Other Miscellaneous Revenues	<b>225,099.73</b>	Bank Corp. Taxes	<b>5,734.56</b>
Municipal Courts	<b>20,000.00</b>	Total	<b>6,228,508.88</b>	Added and Omitted Taxes	<b>16,315.54</b>
PUBLIC SAFETY		Prior Years Surplus Appropriated	<b>325,000.00</b>	Total Taxes Levied - ABSTRACT	<b>5,389,835.59</b>
Fire Protection	<b>41,100.00</b>	REVENUES TOTAL	<b>6,553,508.88</b>	Total Taxes Billed	<b>5,386,143.47</b>
Police Protection	<b>409,680.61</b>	Reserve For Uncollected Taxes	<b>271,458.00</b>	1982 TAXES COLLECTED	<b>5,235,178.44</b>
Civil Defense & Disaster Control	<b>2,400.00</b>	CAPITAL OUTLAY TOTAL	<b>199,681.09</b>	1982 Taxes Cancelled, Abated or Adjusted	<b>531.36</b>
Environmental Inspection & Control	<b>19,195.00</b>	Public Enterprises		Transfer to Tax Title Liens or Foreclosed	<b>1,095.52</b>
Other Public Safety		Recreation—Culture	<b>176.73</b>	Balance Outstanding Dec. 31, 1982	<b>149,338.15</b>
PUBLIC WORKS		Public Works	<b>178,515.13</b>	PRIOR YEARS TAXES OUTSTANDING	
Streets and Drainage	<b>239,745.00</b>	Buildings and Grounds	<b>19,306.50</b>	Balance January 1, 1982	<b>134,043.99</b>
Sewers and Sewage Processing	<b>357,980.70</b>	Library and Education	<b>1,682.73</b>	Collected in 1982	<b>132,687.88</b>
Garbage and Trash Disposal		Conservation		Cancelled, Abated or Adjusted 1982	
Public Buildings and Grounds	<b>51,800.00</b>	All Other		Transfers to Tax Title Liens or Foreclosed	
Other Public Works		CAPITAL DEBT AUTHORIZED, DECEMBER 31, 1982		Balance December 31, 1982	<b>1,356.11</b>
HEALTH and WELFARE		ISSUED AND UNISSUED		TAX TITLE LIENS OUTSTANDING	
Health Services Except Environmental	<b>28,300.00</b>	School	<b>590,000</b>	Balance January 1, 1982	<b>6,520.64</b>
Welfare-Public Assistance	<b>3,600.00</b>	Self-liquidating	<b>2,616,000</b>	Transfer From Taxes	<b>1,095.52</b>
Hospitals, Clinics, First Aid		Other	<b>3,206,000</b>	Redeemed in 1982	
Animal, Insect, & Rodent Control		Total	<b>3,206,000</b>	Cancelled, Abated or Adjusted (1982)	
Other Welfare Services		ISSUED AND OUTSTANDING		Transfers to Foreclosed Property	
RECREATION and CONSERVATION		School	<b>550,000.00</b>	Balance December 31, 1982	<b>7,616.16</b>
Beaches and Boardwalks		Self-Liquidating	<b>2,615,000.00</b>	PROPERTY ACQUIRED BY DEED OR FORECLOSURE	
Parks, Playgrounds, Shade Trees	<b>29,080.00</b>	Other	<b>3,205,000.00</b>	Balance January 1, 1982	<b>200.00</b>
Land Reclamation & Conservation		Total	<b>3,205,000.00</b>	Transfers From Taxes or Liens	
Other Recreational Services	<b>1,500.00</b>	EQUALIZED VALUATION BASIS		Sale for Cash (1982)	
EDUCATION (excluding schools)		FOR NET DEBT COMPUTATION	<b>215,139,750</b>	Cancelled, Abated or Adjusted (1982)	
Libraries	<b>105,500.00</b>	REAL PROPERTY VALUATIONS		Balance December 31, 1982	<b>200.00</b>
Other Educational Services		Code Class # of Parcels % VAL'N		CURRENT FINANCES DECEMBER 31, 1982	
STATUTORY EXPENDITURES		1 Vacant Land <b>66</b> <b>1.02</b>		ASSETS	
Pensions & F. I. C. A.	<b>133,510.69</b>	2 Residential <b>2098</b> <b>76.90</b>		Cash Dec. 31, 1982	<b>1,229,348.62</b>
Employee Fringe Benefits	<b>35,500.00</b>	3 Farm		Taxes Receivable	<b>150,694.26</b>
Other Statutory Expenditures	<b>6,500.00</b>	4a Commercial <b>108</b> <b>11.93</b>		Tax Title Liens	<b>7,616.16</b>
CETA And Other Public Employment Programs		4b Industrial <b>34</b> <b>6.92</b>		Foreclosed Property	<b>200.00</b>
MUNICIPAL FUNCTIONS TOTAL	<b>1,790,497.00</b>	4c Apartments <b>5</b> <b>3.23</b>		Emergencies & Other Deferred Charges	
CAPITAL IMPROVEMENTS *MEMO*	<b>70,000.00</b>	Total <b>2311</b>		State and Federal Aid Receivable	<b>1,711.00</b>
DEBT SERVICE		Land Area <b>1.69</b> Sq. Miles		Other Receivables	
Principal Payments	<b>240,000.00</b>	Net Valuation Taxable-Municipal	<b>163,714,266</b>	Total	<b>1,389,570.04</b>
Interest Payments	<b>145,472.50</b>	Net Valuation Taxable-County	<b>217,651,496</b>	LIABILITIES, RESERVES, AND SURPLUS	
DEFERRED CHARGES	<b>60,161.00</b>	State Equalized Valuation	<b>243,024,943</b>	Cash Liabilities	<b>550,791.64</b>
SCHOOL, COUNTY, SPECIAL DISTRICT TAXES	<b>4,023,336.49</b>	State Equalization Ratio	<b>67.22</b>	Reserves for Receivables	<b>158,510.42</b>
RESERVE FOR UNCOLLECTED TAXES	<b>271,458.00</b>			Surplus Dec. 31, 1982	<b>640,267.98</b>
EXPENDITURES TOTAL	<b>6,530,924.99</b>			Total	<b>1,389,570.04</b>

1020

Population 1980 1,368  
 Population 1982 1,345  
 S & P Rating  
 Moody Rating

General Tax Rate Per \$100.

2.45

State Equalized Tax Rate

2.20

**MILFORD BOROUGH - HUNTERDON CO.****Form of Government:****Borough Council****Number of Members on Governing Body - 6****PER CAPITA:**

Gross Debt 818.05

Net Debt 13.38

Debt Service

Total Tax Levy 774.63

Municipal Expenditures 580.42

**PER CENT:**

Gross Debt 2.39

Net Debt .04

Tax Levy Collected 86.36

Tax Levy Cancelled, Aboted  
or Adjusted 7.66

EXPENDITURES		REVENUES-REALIZED		1982 PROPERTY TAX	
<b>GENERAL GOVERNMENT</b>				<b>STATE EQUALIZED TAX RATE</b> →	
Governing Body & Public Boords		1982 Property Taxes Collected	895,421.59	Local District School Taxes .81	382,596.00
Municipal Clerk		1982 Payments in Lieu of Taxes		Regional & Consolidated School Tax .82	386,910.16
Financial Administration	8,080.00	Delinquent Tax & Lien Collections	56,054.65	School Taxes in Municipal Budget	
Assessment of Taxes	4,100.00	Business Personalty Replacement Taxes	192,498.88	County Taxes .56	263,773.05
Collection of Taxes	7,600.00	Taxes from Public Utilities	241,631.00	County Library Taxes	
Planing, Housing & Development	10,500.00	Other Miscellaneous Tax Revenues		Local Municipal Purpose Taxes	
Human Resources	2,000.00	State Aid Revenues	8,831.25	Veteran & Senior Citizen Taxes	18,975.00
Elections		Federal Aid Revenues		Total Taxes for Rate Computation 2.19	1,052,254.21
General Administration (other)	50,950.00	State and Local Fiscal Assistance Act Utilized	16,712.60	Special District Taxes	
<b>JUDICIARY</b>		Sole of Acquired Property		Bank Corp. Taxes	7,509.93
Municipal Courts	7,550.00	Other Miscellaneous Revenues	146,192.39	Added and Omitted Taxes	1,086.00
<b>PUBLIC SAFETY</b>		Total	1,557,342.36	Total Taxes Levied - ABSTRACT	1,041,875.14
Fire Protection	18,000.00	Prior Years Surplus Appropriated	300,000.00	Total Taxes Billed	1,036,901.11
Police Protection	117,350.00	REVENUES TOTAL	1,857,342.36	1982 TAXES COLLECTED	895,421.59
Civil Defense & Disaster Control	250.00	Reserve For Uncollected Taxes	82,000.00	1982 Taxes Cancelled, Aboted or Adjusted	79,397.87
Environmental Inspection & Control		<b>CAPITAL OUTLAY TOTAL</b>	6,942.00	Transfer to Tax Title Liens or Foreclosed	1,384.25
Other Public Safety				Balance Outstanding Dec. 31, 1982	60,697.40
<b>PUBLIC WORKS</b>				<b>PRIOR YEARS TAXES OUTSTANDING</b>	
Streets and Drainage	124,162.60	Public Enterprises		Balance January 1, 1982	47,538.53
Sewers and Sewage Processing		Recreation—Culture		Collected in 1982	46,806.77
Gorbage and Trash Disposol	35,600.00	Public Works	6,942.00	Cancelled, Aboted or Adjusted 1982	52.21
Public Buildings and Grounds	8,350.00	Buildings and Grounds		Transfers to Tax Title Liens or Foreclosed	482.51
Other Public Works	3,000.00	Librory and Education		Balance December 31, 1982	197.04
<b>HEALTH and WELFARE</b>		Conservation		<b>TAX TITLE LIENS OUTSTANDING</b>	
Health Services Except Environmental		All Other		Balance January 1, 1982	12,379.28
Welfare-Public Assistance	400.00	<b>CAPITAL DEBT AUTHORIZED, DECEMBER 31, 1982</b>		Transfer From Taxes	1,982.28
Hospitals, Clinics, First Aid		<b>ISSUED AND UNISSUED GROSS DEBT NET DEBT</b>		Redeemed in 1982	9,247.88
Animal, Insect, & Rodent Control		School 268,034		Cancelled, Aboted or Adjusted (1982)	
Other Welfare Services		Self-liquidating 814,240		Transfers to Foreclosed Property	
<b>RECREATION and CONSERVATION</b>		Other 18,000	18,000	Balance December 31, 1982	5,113.68
Beaches and Boardwalks		Total 1,100,274	18,000	<b>PROPERTY ACQUIRED BY DEED OR FORECLOSURE</b>	
Parks, Playgrounds, Shode Trees	7,500.00	<b>ISSUED AND OUTSTANDING</b>		Balance January 1, 1982	
Land Reclomotion & Conservation		School 267,457.07		Transfers From Taxes or Liens	
Other Recreational Services		Self-Liquidating 810,000.00		Sole for Cosh (1982)	
<b>EDUCATION (excluding schools)</b>		Other		Cancelled, Aboted or Adjusted (1982)	
Libraries	29,300.00	Total 1,077,457.07		Balance December 31, 1982	
Other Educational Services	100,000.00	<b>EQUALIZED VALUATION BASIS</b>		<b>CURRENT FINANCES DECEMBER 31, 1982</b>	
<b>STATUTORY EXPENDITURES</b>		<b>FOR NET DEBT COMPUTATION</b>	46,021.352	<b>ASSETS</b>	
Pensions & F. I. C. A.	29,766.30	<b>REAL PROPERTY VALUATIONS</b>		Cosh Dec. 31, 1982	937,690.56
Employee Fringe Benefits	11,600.00	Code Class # of Parcels % VAL'N		Taxes Receivable	60,894.44
Other Statutory Expenditures	3,000.00	1 Vacant Land 79 3.02	1,264,250.00	Tax Title Liens	5,113.68
<b>CETA And Other Public Employment Programs</b>		2 Residential 373 48.94	20,513,100.00	Foreclosed Property	
<b>MUNICIPAL FUNCTIONS</b>		3 Form 3 .26	106,666.00	Emergencies & Other Deferred Charges	11,869.02
<b>CAPITAL IMPROVEMENTS *MEMO*</b>		4a Commercial 45 7.74	3,243,850.00	State and Federal Aid Receivable	
<b>DEBT SERVICE</b>		4b Industrial 4 36.82	15,434,000.00	Other Receivables	83,546.88
Principal Payments		4c Apartments 1 3.23	1,354,700.00	Total	1,099,114.58
Interest Payments		Total 505	41,916,566.00	<b>LIABILITIES, RESERVES, AND SURPLUS</b>	
<b>DEFERRED CHARGES</b>	79,599.68	Land Area 1.30 Sq. Miles		Cosh Liabilities	661,236.85
<b>SCHOOL, COUNTY, SPECIAL DISTRICT TAXES</b>	1,033,279.21	Net Voluation Taxable-Municipal	42,278,140	Reserves for Receivables	149,555.00
<b>RESERVE FOR UNCOLLECTED TAXES</b>	82,000.00	Net Voluation Taxable-County	56,389,452	Surplus Dec. 31, 1982	288,322.73
<b>EXPENDITURES TOTAL</b>	1,813,937.79	State Equalized Voluation	47,009,876	Total	1,099,114.58
		State Equalization Ratio	89.86		



0712

Population 1980 **19,543**  
 Population 1982 **19,426**  
 S & P Rating **AA**  
 Moody Rating **AAA**

General Tax Rate Per \$100.

State Equalized Tax Rate **3.75**  
**2.06**

**MILLBURN TOWNSHIP - ESSEX COUNTY****Form of Government:****Township Committee****Number of Members on Governing Body - 5****PER CAPITA:**

Gross Debt **529.34**  
 Net Debt **320.39**  
 Debt Service **55.71**  
 Total Tax Levy **1,504.58**  
 Municipal Expenditures **614.45**

**PER CENT:**

Gross Debt **.87**  
 Net Debt **.53**  
 Tax Levy Collected **98.88**  
 Tax Levy Cancelled, Abated or Adjusted **.11**

EXPENDITURES		REVENUES-REALIZED		1982 PROPERTY TAX	
<b>GENERAL GOVERNMENT</b>				<b>STATE EQUALIZED TAX RATE</b> →	
Governing Body & Public Boards	<b>5,000.00</b>	1982 Property Taxes Collected	<b>28,965,676.74</b>	Local District School Taxes	<b>.81 11,444,344.63</b>
Municipal Clerk	<b>114,776.02</b>	1982 Payments in Lieu of Taxes	<b>151,700.00</b>	Regional & Consolidated School Tax	
Financial Administration	<b>102,845.00</b>	Delinquent Tax & Lien Collections	<b>276,235.58</b>	School Taxes in Municipal Budget	
Assessment of Taxes	<b>215,250.00</b>	Business Personalty Replacement Taxes	<b>437,625.24</b>	County Taxes	<b>.94 13,328,900.69</b>
Collection of Taxes	<b>49,785.00</b>	Taxes from Public Utilities	<b>1,889,604.00</b>	County Library Taxes	
Planning, Housing & Development	<b>16,400.00</b>	Other Miscellaneous Tax Revenues	<b>1,483,725.00</b>	Local Municipal Purpose Taxes	<b>.30 4,212,147.23</b>
Human Resources		State Aid Revenues	<b>188,323.46</b>	Veteran & Senior Citizen Taxes	<b>106,575.00</b>
Elections	<b>4,300.71</b>	Federal Aid Revenues		Total Taxes for Rate Computation	<b>2.05 29,091,967.55</b>
General Administration (other)	<b>887,173.29</b>	State and Local Fiscal Assistance Act Utilized	<b>176,469.86</b>	Special District Taxes	
<b>JUDICIARY</b>		Sale of Acquired Property		Bank Corp. Taxes	<b>53,627.92</b>
Municipal Courts	<b>25,000.00</b>	Other Miscellaneous Revenues	<b>1,645,753.70</b>	Added and Omitted Taxes	<b>189,032.16</b>
<b>PUBLIC SAFETY</b>		Total	<b>35,215,113.58</b>	Total Taxes Levied - ABSTRACT	<b>29,228,052.63</b>
Fire Protection	<b>1,577,163.00</b>	Prior Years Surplus Appropriated	<b>2,380,000.00</b>	Total Taxes Billed	<b>29,292,490.10</b>
Police Protection	<b>1,962,639.00</b>	<b>REVENUES TOTAL</b>	<b>37,595,113.58</b>	1982 TAXES COLLECTED	<b>28,965,676.74</b>
Civil Defense & Disaster Control	<b>8,990.00</b>	Reserve For Uncollected Taxes	<b>1,457,834.94</b>	1982 Taxes Cancelled, Abated or Adjusted	<b>32,301.47</b>
Environmental Inspection & Control	<b>74,697.00</b>	<b>CAPITAL OUTLAY TOTAL</b>	<b>1,351,227.64</b>	Transfer to Tax Title Liens or Foreclosed	<b>2,996.25</b>
Other Public Safety				Balance Outstanding Dec. 31, 1982	<b>251,515.64</b>
<b>PUBLIC WORKS</b>				<b>PRIOR YEARS TAXES OUTSTANDING</b>	
Streets and Drainage	<b>998,022.00</b>	Public Enterprises		Balance January 1, 1982	<b>301,329.79</b>
Sewers and Sewage Processing	<b>265,843.64</b>	Recreation—Culture	<b>155,574.10</b>	Collected in 1982	<b>276,235.58</b>
Garbage and Trash Disposal	<b>338,052.20</b>	Public Works	<b>544,584.66</b>	Cancelled, Abated or Adjusted 1982	<b>21,357.35</b>
Public Buildings and Grounds	<b>111,638.70</b>	Buildings and Grounds	<b>651,041.44</b>	Transfers to Tax Title Liens or Foreclosed	
Other Public Works	<b>234,170.00</b>	Library and Education	<b>27.44</b>	Balance December 31, 1982	<b>3,736.86</b>
<b>HEALTH and WELFARE</b>		Conservation		<b>TAX TITLE LIENS OUTSTANDING</b>	
Health Services Except Environmental	<b>158,823.98</b>	All Other		Balance January 1, 1982	<b>21,527.89</b>
Welfare-Public Assistance	<b>4,335.11</b>	<b>CAPITAL DEBT AUTHORIZED, DECEMBER 31, 1982</b>		Transfer From Taxes	<b>2,996.25</b>
Hospitals, Clinics, First Aid		<b>ISSUED AND UNISSUED GROSS DEBT NET DEBT</b>		Redeemed in 1982	
Animal, Insect, & Rodent Control		School	<b>4,059,000</b>	Cancelled, Abated or Adjusted (1982)	
Other Welfare Services		Self-liquidating		Transfers to Foreclosed Property	
<b>RECREATION and CONSERVATION</b>		Other	<b>6,223,992</b>	Balance December 31, 1982	<b>24,524.14</b>
Beaches and Boardwalks		Total	<b>10,282,992</b>	<b>PROPERTY ACQUIRED BY DEED OR FORECLOSURE</b>	
Parks, Playgrounds, Shade Trees	<b>671,424.00</b>	<b>ISSUED AND OUTSTANDING</b>		Balance January 1, 1982	<b>14,000.00</b>
Land Reclamation & Conservation		School	<b>4,059,000.00</b>	Transfers From Taxes or Liens	
Other Recreational Services	<b>18,300.00</b>	Self-Liquidating		Sale for Cash (1982)	
<b>EDUCATION (excluding schools)</b>		Other	<b>5,210,000.00</b>	Cancelled, Abated or Adjusted (1982)	
Libraries	<b>307,550.00</b>	Total	<b>9,269,000.00</b>	Balance December 31, 1982	<b>14,000.00</b>
Other Educational Services		<b>EQUALIZED VALUATION BASIS</b>		<b>CURRENT FINANCES DECEMBER 31, 1982</b>	
<b>STATUTORY EXPENDITURES</b>		<b>FOR NET DEBT COMPUTATION</b>	<b>1,177,331,954</b>	<b>ASSETS</b>	
Pensions & F. I. C. A.	<b>921,100.00</b>	<b>REAL PROPERTY VALUATIONS</b>		Cash Dec. 31, 1982	<b>4,388,066.26</b>
Employee Fringe Benefits	<b>284,200.00</b>	Code Class # of Parcels % VAL'N		Taxes Receivable	<b>295,252.50</b>
Other Statutory Expenditures	<b>1,000.00</b>	1 Vacant Land 138 .80	<b>6,112,900.00</b>	Tax Title Liens	<b>24,524.14</b>
<b>CETA And Other Public Employment Programs</b>		2 Residential 5950 74.45	<b>570,335,100.00</b>	Foreclosed Property	<b>14,000.00</b>
<b>MUNICIPAL FUNCTIONS TOTAL</b>	<b>9,358,478.65</b>	3 Farm		Emergencies & Other Deferred Charges	<b>152,000.00</b>
<b>CAPITAL IMPROVEMENTS *MEMO*</b>	<b>150,000.00</b>	4a Commercial 217 20.84	<b>159,629,500.00</b>	State and Federal Aid Receivable	<b>3.89</b>
<b>DEBT SERVICE</b>		4b Industrial 35 1.99	<b>15,217,700.00</b>	Other Receivables	<b>7,975.00</b>
Principal Payments	<b>806,450.00</b>	4c Apartments 22 1.92	<b>14,745,600.00</b>	Total	<b>4,881,821.79</b>
Interest Payments	<b>275,825.12</b>	Total 6362	<b>766,040,800.00</b>	<b>LIABILITIES, RESERVES, AND SURPLUS</b>	
<b>DEFERRED CHARGES</b>	<b>37,649.00</b>	Land Area 10.00 Sq. Miles		Cash Liabilities	<b>1,337,610.68</b>
<b>SCHOOL, COUNTY, SPECIAL DISTRICT TAXES</b>	<b>24,773,245.32</b>	Net Valuation Taxable-Municipal	<b>774,268,800</b>	Reserves for Receivables	<b>341,751.64</b>
<b>RESERVE FOR UNCOLLECTED TAXES</b>	<b>1,457,834.94</b>	Net Valuation Taxable-County	<b>1,150,393,608</b>	Surplus Dec. 31, 1982	<b>3,202,459.47</b>
<b>EXPENDITURES TOTAL</b>	<b>36,709,483.03</b>	State Equalized Valuation	<b>1,404,360,919</b>	Total	<b>4,881,821.79</b>
		State Equalization Ratio	<b>54.87</b>		

1812

Population 1980 530  
 Population 1982 523  
 S & P Rating  
 Moody Rating

General Tax Rate Per \$100.

4.78

State Equalized Tax Rate

1.93

**MILLSTONE BOROUGH - SOMERSET CO.****Form of Government:****Borough Council****Number of Members on Governing Body - 6**

PER CAPITA:

Gross Debt 29.49  
 Net Debt 29.49  
 Debt Service 3.33  
 Total Tax Levy 505.41  
 Municipal Expenditures 198.25

PER CENT:

Gross Debt .11  
 Net Debt .11  
 Tax Levy Collected 93.60  
 Tax Levy Cancelled, Abated or Adjusted

EXPENDITURES		REVENUES-REALIZED		1982 PROPERTY TAX	
<b>GENERAL GOVERNMENT</b>				STATE EQUALIZED TAX RATE $\rightarrow$ 1.42	
Governing Body & Public Boards		1982 Property Taxes Collected	245,866.28	Local District School Taxes	193,258.00
Municipal Clerk		1982 Payments in Lieu of Taxes		Regional & Consolidated School Tax	
Financial Administration	6,120.00	Delinquent Tax & Lien Collections	8,715.63	School Taxes in Municipal Budget	
Assessment of Taxes	7,350.00	Business Personalty Replacement Taxes	2,411.84	County Taxes	64,174.99
Collection of Taxes	3,850.00	Taxes from Public Utilities	49,819.00	County Library Taxes	4,855.03
Planning, Housing & Development	7,700.00	Other Miscellaneous Tax Revenues		Local Municipal Purpose Taxes	
Human Resources		State Aid Revenues	4,415.63	Veteran & Senior Citizen Taxes	4,625.00
Elections	350.00	Federal Aid Revenues		Total Taxes for Rate Computation	266,913.02
General Administration (other)	14,800.00	State and Local Fiscal Assistance Act Utilized	3,219.98	Special District Taxes	
<b>JUDICIARY</b>		Sale of Acquired Property		Bank Corp. Taxes	2,041.05
Municipal Courts	1,550.00	Other Miscellaneous Revenues	11,174.62	Added and Omitted Taxes	
<b>PUBLIC SAFETY</b>		Total	325,622.98	Total Taxes Levied - ABSTRACT	264,329.07
Fire Protection	14,644.98	Prior Years Surplus Appropriated	28,000.00	Total Taxes Billed	262,690.49
Police Protection	500.00	REVENUES TOTAL	353,622.98	1982 TAXES COLLECTED	245,866.28
Civil Defense & Disaster Control	25.00	Reserve For Uncollected Taxes	12,768.84	1982 Taxes Cancelled, Abated or Adjusted	
Environmental Inspection & Control	1,900.00			Transfer to Tax Title Liens or Foreclosed	
Other Public Safety				Balance Outstanding Dec. 31, 1982	16,824.21
<b>PUBLIC WORKS</b>		<b>CAPITAL OUTLAY TOTAL</b>		<b>PRIOR YEARS TAXES OUTSTANDING</b>	
Streets and Drainage	7,669.35	Public Enterprises		Balance January 1, 1982	9,644.18
Sewers and Sewage Processing		Recreation—Culture		Collected in 1982	8,715.63
Garbage and Trash Disposal	12,500.00	Public Works		Cancelled, Abated or Adjusted 1982	
Public Buildings and Grounds	2,500.00	Buildings and Grounds		Transfers to Tax Title Liens or Foreclosed	
Other Public Works		Library and Education		Balance December 31, 1982	928.55
<b>HEALTH and WELFARE</b>		Conservation		<b>TAX TITLE LIENS OUTSTANDING</b>	
Health Services Except Environmental	2,275.00	All Other		Balance January 1, 1982	
Welfare-Public Assistance	350.00			Transfer From Taxes	
Hospitals, Clinics, First Aid		<b>CAPITAL DEBT AUTHORIZED, DECEMBER 31, 1982</b>		Redeemed in 1982	
Animal, Insect, & Rodent Control		ISSUED AND UNISSUED		Cancelled, Abated or Adjusted (1982)	
Other Welfare Services		School		Transfers to Foreclosed Property	
<b>RECREATION and CONSERVATION</b>		Self-Liquidating		Balance December 31, 1982	
Beaches and Boardwalks		Other	15,422	PROPERTY ACQUIRED BY DEED OR	
Parks, Playgrounds, Shade Trees	2,380.00	Total	15,422	FORECLOSURE	
Land Reclamation & Conservation	25.00			Balance January 1, 1982	
Other Recreational Services		ISSUED AND OUTSTANDING		Transfers From Taxes or Liens	
<b>EDUCATION (excluding schools)</b>		School		Sale for Cash (1982)	
Libraries		Self-Liquidating		Cancelled, Abated or Adjusted (1982)	
Other Educational Services	50.00	Other	12,000.00	Balance December 31, 1982	
<b>STATUTORY EXPENDITURES</b>		Total	12,000.00	<b>CURRENT FINANCES DECEMBER 31, 1982</b>	
Pensions & F. I. C. A.	2,530.65	EQUALIZED VALUATION BASIS		ASSETS	
Employee Fringe Benefits		FOR NET DEBT COMPUTATION	13,492,673	Cash Dec. 31, 1982	78,406.77
Other Statutory Expenditures	100.00	REAL PROPERTY VALUATIONS		Taxes Receivable	17,752.76
CETA And Other Public Employment Programs		Code Class # of Parcels % VAL'N		Tax Title Liens	
<b>MUNICIPAL FUNCTIONS TOTAL</b>	69,169.98	1 Vacant Land 10 1.49	81,400.00	Foreclosed Property	
<b>CAPITAL IMPROVEMENTS *MEMO*</b>		2 Residential 152 86.60	4,739,800.00	Emergencies & Other Deferred Charges	4,500.00
<b>DEBT SERVICE</b>		3 Farm 8 2.37	129,700.00	State and Federal Aid Receivable	
Principal Payments	1,000.00	4a Commercial 8 9.54	522,360.00	Other Receivables	82.35
Interest Payments	743.75	4b Industrial		Total	100,741.88
<b>DEFERRED CHARGES</b>		4c Apartments		<b>LIABILITIES, RESERVES, AND SURPLUS</b>	
SCHOOL, COUNTY, SPECIAL DISTRICT TAXES	262,288.02	Total 178	5,473,260.00	Cash Liabilities	37,562.47
RESERVE FOR UNCOLLECTED TAXES	12,768.84	Land Area .60 Sq. Miles		Reserves for Receivables	17,835.11
<b>EXPENDITURES TOTAL</b>	365,970.59	Net Valuation Taxable-Municipal	5,495,617	Surplus Dec. 31, 1982	45,344.30
		Net Valuation Taxable-County	13,599,791	Total	100,741.88
		State Equalized Valuation	13,566,678		
		State Equalization Ratio	40.41		



Population 1980 3,926  
 Population 1982 4,048  
 S & P Rating  
 Moody Rating

General Tax Rate Per \$100. 2.56  
 State Equalized Tax Rate 2.23

## MILLSTONE TOWNSHIP – MONMOUTH CO.

## Form of Government:

## Township Committee

## Number of Members on Governing Body – 3

## PER CAPITA:

Gross Debt 73.49  
 Net Debt 73.49  
 Debt Service  
 Total Tax Levy 759.72  
 Municipal Expenditures 287.35

## PER CENT:

Gross Debt .24  
 Net Debt .24  
 Tax Levy Collected 88.39  
 Tax Levy Cancelled, Abated or Adjusted 1.11

EXPENDITURES		REVENUES-REALIZED		1982 PROPERTY TAX	
GENERAL GOVERNMENT				STATE EQUALIZED TAX RATE	
Governing Body & Public Boards		1982 Property Taxes Collected	2,720,545.58	Local District School Taxes	1.52
Municipal Clerk		1982 Payments in Lieu of Taxes		Regional & Consolidated School Tax	
Financial Administration	17,300.00	Delinquent Tax & Lien Collections	264,265.19	School Taxes in Municipal Budget	
Assessment of Taxes	26,200.00	Business Personalty Replacement Taxes	45,528.60	County Taxes	.54
Collection of Taxes	19,100.00	Taxes from Public Utilities	269,637.00	County Library Taxes	.02
Planning, Housing & Development	50,720.00	Other Miscellaneous Tax Revenues		Local Municipal Purpose Taxes	.14
Human Resources		State Aid Revenues	31,323.80	Veteran & Senior Citizen Taxes	
Elections	1,200.00	Federal Aid Revenues		Total Taxes for Rate Computation	2.22
General Administration (other)	129,800.00	State and Local Fiscal Assistance Act Utilized	59,604.48	Special District Taxes	
JUDICIARY		Sole of Acquired Property		Bank Corp. Taxes	
Municipal Courts	25,200.00	Other Miscellaneous Revenues	335,354.72	Added and Omitted Taxes	
PUBLIC SAFETY		Total	3,726,259.37	Total Taxes Levied - ABSTRACT	
Fire Protection		Prior Years Surplus Appropriated	410,000.00	Total Taxes Billed	
Police Protection	16,000.00	REVENUES TOTAL	4,136,259.37	1982 TAXES COLLECTED	
Civil Defense & Disaster Control	1,000.00	Reserve For Uncollected Taxes	394,516.00	1982 Taxes Cancelled, Abated or Adjusted	
Environmental Inspection & Control	18,860.00	CAPITAL OUTLAY TOTAL	88,210.50	Transfer to Tax Title Liens or Foreclosed	
Other Public Safety				Balance Outstanding Dec. 31, 1982	
PUBLIC WORKS					
Streets and Drainage	328,026.98	Public Enterprises		PRIOR YEARS TAXES OUTSTANDING	
Sewers and Sewage Processing		Recreation—Culture		Balance January 1, 1982	
Gorbage and Trash Disposal		Public Works		Collected in 1982	
Public Buildings and Grounds	24,500.00	Buildings and Grounds	88,210.50	Cancelled, Abated or Adjusted 1982	
Other Public Works		Library and Education		Transfers to Tax Title Liens or Foreclosed	
HEALTH and WELFARE		Conservation		Balance December 31, 1982	
Health Services Except Environmental	20,550.00	All Other			
Welfare-Public Assistance	6,880.00	CAPITAL DEBT AUTHORIZED, DECEMBER 31, 1982		TAX TITLE LIENS OUTSTANDING	
Hospitals, Clinics, First Aid	4,000.00	ISSUED AND UNISSUED		Balance January 1, 1982	
Animal, Insect, & Rodent Control	672.00	SCHOOL		Transfer From Taxes	
Other Welfare Services		Self-Liquidating		Redeemed in 1982	
RECREATION and CONSERVATION		Other	297,500	Cancelled, Abated or Adjusted (1982)	
Beaches and Boardwalks		Total	297,500	Transfers to Foreclosed Property	
Parks, Playgrounds, Shode Trees	1,000.00			Balance December 31, 1982	
Land Reclamation & Conservation	5,450.00	ISSUED AND OUTSTANDING		PROPERTY ACQUIRED BY DEED OR	
Other Recreational Services	10,500.00	SCHOOL		FORECLOSURE	
EDUCATION (excluding schools)		Self-Liquidating		Balance January 1, 1982	
Libraries		Other		Transfers From Taxes or Liens	
Other Educational Services	500.00	Total		Sale for Cash (1982)	
STATUTORY EXPENDITURES		EQUALIZED VALUATION BASIS		Cancelled, Abated or Adjusted (1982)	
Pensions & F. I. C. A.	21,707.00	FOR NET DEBT COMPUTATION	123,241,303	Balance December 31, 1982	
Employee Fringe Benefits	3,000.00	REAL PROPERTY VALUATIONS		CURRENT FINANCES DECEMBER 31, 1982	
Other Statutory Expenditures	2,500.52	Code Class # of Parcels % VAL'N		ASSETS	
CETA And Other Public Employment Programs		1 Vacant Land 589 11.85	13,545,600.00	Cash Dec. 31, 1982	
MUNICIPAL FUNCTIONS TOTAL	734,666.50	2 Residential 906 58.03	66,348,100.00	Taxes Receivable	
CAPITAL IMPROVEMENTS *MEMO*	41,810.00	3 Farm 614 22.56	25,789,835.00	Tax Title Liens	
DEBT SERVICE		4a Commercial 47 5.53	6,322,000.00	Foreclosed Property	
Principal Payments		4b Industrial 3 1.44	1,645,200.00	Emergencies & Other Deferred Charges	
Interest Payments		4c Apartments 4 .60	684,800.00	State and Federal Aid Receivable	
		Total 2163	114,335,535.00	Other Receivables	
DEFERRED CHARGES	34,007.50	Land Area 37.38 Sq. Miles		Total	
SCHOOL, COUNTY, SPECIAL DISTRICT TAXES	2,840,714.38	Net Valuation Taxable-Municipal	115,344,627	LIABILITIES, RESERVES, AND SURPLUS	
RESERVE FOR UNCOLLECTED TAXES	394,516.00	Net Valuation Taxable-County	132,765,947	Cash Liabilities	
EXPENDITURES TOTAL	4,003,904.38	State Equalized Valuation	132,414,143	Reserves for Receivables	
		State Equalization Ratio	87.01	Surplus Dec. 31, 1982	
				Total	

Population 1980 7,136  
 Population 1982 7,007  
 S & P Rating  
 Moody Rating A

General Tax Rate Per \$100.

2.81  
 State Equalized Tax Rate  
 2.24

**MILLTOWN BOROUGH - MIDDLESEX CO.****Form of Government:****Borough Council****Number of Members on Governing Body - 6****PER CAPITA:**

Gross Debt 732.11  
 Net Debt 200.84  
 Debt Service 27.56  
 Total Tax Levy 591.76  
 Municipal Expenditures 246.30

**PER CENT:**

Gross Debt 2.91  
 Net Debt .80  
 Tax Levy Collected 98.81  
 Tax Levy Cancelled, Abated or Adjusted

EXPENDITURES		REVENUES-REALIZED		1982 PROPERTY TAX	
<b>GENERAL GOVERNMENT</b>				<b>STATE EQUALIZED TAX RATE</b> → <b>1.48</b>	
Governing Body & Public Boards		1982 Property Taxes Collected	4,097,894.58	Local District School Taxes	2,747,645.50
Municipal Clerk		1982 Payments in Lieu of Taxes		Regional & Consolidated School Tax	
Financial Administration	13,924.00	Delinquent Tax & Lien Collections	57,793.02	School Taxes in Municipal Budget	
Assessment of Taxes	5,103.00	Business Personalty Replacement Taxes	58,343.36	County Taxes	.59 1,056,320.75
Collection of Taxes	21,435.00	Taxes from Public Utilities	175,379.00	County Library Taxes	
Planning, Housing & Development	5,776.00	Other Miscellaneous Tax Revenues		Local Municipal Purpose Taxes	.16 258,904.09
Human Resources	50.00	State Aid Revenues	46,246.11	Veteran & Senior Citizen Taxes	89,675.00
Elections	3,675.00	Federal Aid Revenues		Total Taxes for Rate Computation	2.23 4,222,545.34
General Administration (other)	427,325.13	State and Local Fiscal Assistance Act Utilized	29,863.00	Special District Taxes	
<b>JUDICIARY</b>		Sale of Acquired Property		Bank Corp. Taxes	3,155.89
Municipal Courts	21,255.00	Other Miscellaneous Revenues	770,361.88	Added and Omitted Taxes	420.57
<b>PUBLIC SAFETY</b>		Total	5,275,880.95	Total Taxes Levied - ABSTRACT	4,146,446.80
Fire Protection	31,509.00	Prior Years Surplus Appropriated	80,000.00	Total Taxes Billed	4,147,043.77
Police Protection	314,070.00	REVENUES TOTAL	5,355,880.95	1982 TAXES COLLECTED	4,097,894.58
Civil Defense & Disaster Control	414.00	Reserve For Uncollected Taxes	82,000.00	1982 Taxes Cancelled, Abated or Adjusted	
Environmental Inspection & Control	6,336.00	<b>CAPITAL OUTLAY</b> TOTAL	218,646.56	Transfer to Tax Title Liens or Foreclosed	
Other Public Safety				Balance Outstanding Dec. 31, 1982	49,149.19
<b>PUBLIC WORKS</b>				<b>PRIOR YEARS TAXES OUTSTANDING</b>	
Streets and Drainage	111,934.00	Public Enterprises	15,805.70	Balance January 1, 1982	59,153.14
Sewers and Sewage Processing	35,233.00	Recreation—Culture		Collected in 1982	57,793.02
Garbage and Trash Disposal	130,630.00	Public Works	69,156.48	Cancelled, Abated or Adjusted 1982	
Public Buildings and Grounds	37,059.00	Buildings and Grounds	133,684.38	Transfers to Tax Title Liens or Foreclosed	
Other Public Works	2,056.00	Library and Education		Balance December 31, 1982	1,360.12
<b>HEALTH and WELFARE</b>		Conservation		<b>TAX TITLE LIENS OUTSTANDING</b>	
Health Services Except Environmental	9,829.00	All Other		Balance January 1, 1982	1,040.55
Welfare-Public Assistance	1,690.00	<b>CAPITAL DEBT AUTHORIZED, DECEMBER 31, 1982</b>		Transfer From Taxes	
Hospitals, Clinics, First Aid		<b>ISSUED AND UNISSUED</b> GROSS DEBT NET DEBT		Redeemed in 1982	
Animal, Insect, & Rodent Control		School 3,188,000		Cancelled, Abated or Adjusted (1982)	
Other Welfare Services		Self-liquidating 424,000		Transfers to Foreclosed Property	
<b>RECREATION and CONSERVATION</b>		Other 1,517,876	1,407,301	Balance December 31, 1982	1,040.55
Beaches and Boardwalks		Total 5,129,876	1,407,301	<b>PROPERTY ACQUIRED BY DEED OR FORECLOSURE</b>	
Parks, Playgrounds, Shade Trees	58,099.00	<b>ISSUED AND OUTSTANDING</b>		Balance January 1, 1982	
Land Reclamation & Conservation		School 3,188,000.00		Transfers From Taxes or Liens	
Other Recreational Services	30,630.00	Self-Liquidating 424,000.00		Sale for Cash (1982)	
<b>EDUCATION (excluding schools)</b>		Other 1,435,000.00		Cancelled, Abated or Adjusted (1982)	
Libraries	17,500.00	Total 5,047,000.00		Balance December 31, 1982	
Other Educational Services		<b>EQUALIZED VALUATION BASIS</b>		<b>CURRENT FINANCES DECEMBER 31, 1982</b>	
<b>STATUTORY EXPENDITURES</b>		<b>FOR NET DEBT COMPUTATION</b>	176,203,699	<b>ASSETS</b>	
Pensions & F. I. C. A.	53,688.00	<b>REAL PROPERTY VALUATIONS</b>		Cash Dec. 31, 1982	315,506.30
Employee Fringe Benefits	26,792.00	Code Class # of Parcels % VAL'N		Taxes Receivable	50,509.31
Other Statutory Expenditures	4,000.00	1 Vacant Land 100 2.45	3,605,300.00	Tax Title Liens	1,040.55
<b>CETA And Other Public Employment Programs</b>		2 Residential 2118 83.22	122,308,900.00	Foreclosed Property	
<b>MUNICIPAL FUNCTIONS</b> TOTAL	1,410,012.13	3 Farm 2 .02	37,000.00	Emergencies & Other Deferred Charges	121,500.00
<b>CAPITAL IMPROVEMENTS</b> *MEMO*	11,000.00	4a Commercial 86 6.40	9,406,900.00	State and Federal Aid Receivable	
<b>DEBT SERVICE</b>		4b Industrial 8 7.37	10,825,600.00	Other Receivables	5,906.51
Principal Payments	116,500.00	4c Apartments 7 .53	786,200.00	Total	494,462.67
Interest Payments	76,643.64	Total 2321	146,569,900.00	<b>LIABILITIES, RESERVES, AND SURPLUS</b>	
<b>DEFERRED CHARGES</b>	40,664.16	Land Area 1.60 Sq. Miles		Cash Liabilities	255,211.63
<b>SCHOOL, COUNTY, SPECIAL DISTRICT TAXES</b>	3,843,966.25	Net Valuation Taxable-Municipal	147,566,662	Reserves for Receivables	57,456.37
<b>RESERVE FOR UNCOLLECTED TAXES</b>	82,000.00	Net Valuation Taxable-County	154,610,362	Surplus Dec. 31, 1982	181,794.67
<b>EXPENDITURES</b> TOTAL	5,569,786.18	State Equalized Valuation	185,030,170	Total	494,462.67
		State Equalization Ratio	79.65		



0610

Population 1980 24,815

Population 1982 25,169

S &amp; P Rating A

Moody Rating

General Tax Rate Per \$100.

State Equalized Tax Rate

2.92

## MILLVILLE CITY - CUMBERLAND COUNTY

## Form of Government:

Commission (1911)

Number of Members on Governing Body - 5

## PER CAPITA:

Gross Debt 423.92

Net Debt 59.40

Debt Service 34.42

Total Tax Levy 413.51

Municipal Expenditures 277.43

## PER CENT:

Gross Debt 3.27

Net Debt .46

Tax Levy Collected 93.52

Tax Levy Cancelled, Abated

or Adjusted .36

EXPENDITURES		REVENUES-REALIZED		1982 PROPERTY TAX	
GENERAL GOVERNMENT		1982 Property Taxes Collected		STATE EQUALIZED TAX RATE	
Governing Body & Public Boards		1982 Payments in Lieu of Taxes		Local District School Taxes 1.19	
Municipal Clerk	63,333.12	Delinquent Tax & Lien Collections		Regional & Consolidated School Tax	
Financial Administration	109,742.77	Business Personalty Replacement Taxes		School Taxes in Municipal Budget .07	
Assessment of Taxes	80,243.35	Taxes from Public Utilities		County Taxes 1.07 *	
Collection of Taxes	134,325.00	Other Miscellaneous Tax Revenues		County Library Taxes	
Planning, Housing & Development	61,043.58	State Aid Revenues		Local Municipal Purpose Taxes .59	
Human Resources	265,780.00	Federal Aid Revenues		Veteran & Senior Citizen Taxes	
Elections	7,600.26	State and Local Fiscal Assistance Act Utilized		Total Taxes for Rate Computation 2.92	
General Administration (other)	453,421.85	Sale of Acquired Property		Special District Taxes	
JUDICIARY		Other Miscellaneous Revenues		Bank Corp. Taxes	
Municipal Courts	76,639.39	Prior Years Surplus Appropriated		Added and Omitted Taxes	
PUBLIC SAFETY		REVENUES TOTAL		Total Taxes Levied - ABSTRACT	
Fire Protection	156,450.00	CAPITAL OUTLAY TOTAL		Total Taxes Billed	
Police Protection	1,360,524.27	Public Enterprises		1982 TAXES COLLECTED	
Civil Defense & Disaster Control	12,576.00	Recreation—Culture		1982 Taxes Cancelled, Abated or Adjusted	
Environmental Inspection & Control	73,443.08	Public Works		Transfer to Tax Title Liens or Foreclosed	
Other Public Safety		Buildings and Grounds		Balance Outstanding Dec. 31, 1982	
PUBLIC WORKS		Library and Education		PRIOR YEARS TAXES OUTSTANDING	
Streets and Drainage	823,690.25	Conservation		Balance January 1, 1982	
Sewers and Sewage Processing		All Other		Collected in 1982	
Garbage and Trash Disposal	330,715.00	CAPITAL DEBT AUTHORIZED, DECEMBER 31, 1982		Cancelled, Abated or Adjusted 1982	
Public Buildings and Grounds	185,452.41	ISSUED AND UNISSUED GROSS DEBT NET DEBT		Transfers to Tax Title Liens or Foreclosed	
Other Public Works	155,868.37	School 6,610,255		Balance December 31, 1982	
HEALTH and WELFARE		Self-liquidating 3,220,470		TAX TITLE LIENS OUTSTANDING	
Health Services Except Environmental	500.00	Other 838,987		Balance January 1, 1982	
Welfare-Public Assistance	71,950.96	Total 10,669,712		Transfer From Taxes	
Hospitals, Clinics, First Aid	250.00	EQUALIZED VALUATION BASIS		Redeemed in 1982	
Animal, Insect, & Rodent Control	8,250.00	FOR NET DEBT COMPUTATION		Cancelled, Abated or Adjusted (1982)	
Other Welfare Services		REAL PROPERTY VALUATIONS		Transfers to Foreclosed Property	
RECREATION and CONSERVATION		Code Class # of Parcels % VAL'N ASSESSED VALUATION		Balance December 31, 1982	
Beaches and Boardwalks		1 Vacant Land 2086 4.75 11,644,450.00		PROPERTY ACQUIRED BY DEED OR FORECLOSURE	
Parks, Playgrounds, Shade Trees	165,088.76	2 Residential 6484 62.82 153,845,550.00		Balance January 1, 1982	
Land Reclamation & Conservation		3 Farm 200 1.19 2,910,800.00		Transfers From Taxes or Liens	
Other Recreational Services	51,515.43	4a Commercial 428 9.74 23,863,150.00		Sale for Cash (1982)	
EDUCATION (excluding schools)		4b Industrial 114 15.65 38,329,550.00		Cancelled, Abated or Adjusted (1982)	
Libraries	115,000.00	4c Apartments 46 5.84 14,303,150.00		Balance December 31, 1982	
Other Educational Services		Total 9358 244,856,650.00		CURRENT FINANCES DECEMBER 31, 1982	
STATUTORY EXPENDITURES		Land Area 43.00 Sq. Miles		ASSETS	
Pensions & F. I. C. A	436,065.66	Net Valuation Taxable-Municipal		Cash Dec. 31, 1982	
Employee Fringe Benefits	197,750.00	Net Valuation Taxable-County		Taxes Receivable	
Other Statutory Expenditures	15,000.00	State Equalized Valuation		Tax Title Liens	
CETA And Other Public Employment Programs		State Equalization Ratio		Foreclosed Property	
MUNICIPAL FUNCTIONS TOTAL	5,452,223.51			Emergencies & Other Deferred Charges	
CAPITAL IMPROVEMENTS *MEMO*	126,215.14			State and Federal Aid Receivable	
DEBT SERVICE				Other Receivables	
Principal Payments	405,000.00			Total	
Interest Payments	461,331.06			LIABILITIES, RESERVES, AND SURPLUS	
TYPE I SCHL DEBT *MEMO	766,184.06			Cash Liabilities	
DEFERRED CHARGES	107,747.57			Reserves for Receivables	
SCHOOL, COUNTY, SPECIAL DISTRICT TAXES	8,237,767.12			Surplus Dec. 31, 1982	
RESERVE FOR UNCOLLECTED TAXES	556,382.58			Total	
EXPENDITURES TOTAL	15,220,451.84				

1981/3000

\* ABOVE DEBT SERVICE INCLUDES TYPE I SCHOOL DEBT

\*Includes County Health Service Taxes or County Vocational School Taxes. See Table 13.

1420

Population 1980 3,325  
 Population 1982 3,327  
 S & P Rating  
 Moody Rating

General Tax Rate Per \$100.

3.23  
 State Equalized Tax Rate  
 2.48

**MINE HILL TOWNSHIP - MORRIS COUNTY****Form of Government:****Mayor-Council Plan E (OMCL 50)****Number of Members on Governing Body - 5****PER CAPITA**

Gross Debt 253.23  
 Net Debt 253.23  
 Debt Service  
 Total Tax Levy 618.20  
 Municipal Expenditures 277.90

**PER CENT:**

Gross Debt 1.14  
 Net Debt 1.14  
 Tax Levy Collected 96.93  
 Tax Levy Cancelled, Abated  
 or Adjusted .08

EXPENDITURES		REVENUES-REALIZED		1982 PROPERTY TAX	
<b>GENERAL GOVERNMENT</b>				<b>STATE EQUALIZED TAX RATE</b> →	
Governing Body & Public Boards		1982 Property Taxes Collected	1,598,716.75	Local District School Taxes 1.67	1,349,175.50
Municipal Clerk		1982 Payments in Lieu of Taxes		Regional & Consolidated School Tax	
Financial Administration	10,389.08	Delinquent Tax & Lien Collections	52,798.23	School Taxes in Municipal Budget	
Assessment of Taxes	22,377.38	Business Personality Replacement Taxes	57,790.40	County Taxes .34	270,786.75
Collection of Taxes	13,200.00	Taxes from Public Utilities	143,999.00	County Library Taxes .01	10,047.20
Planning, Housing & Development	6,420.00	Other Miscellaneous Tax Revenues		Local Municipal Purpose Taxes .45	362,956.00
Human Resources		State Aid Revenues	36,639.27	Veteran & Senior Citizen Taxes	38,000.00
Elections	629.85	Federal Aid Revenues		Total Taxes for Rate Computation 2.47	2,030,965.45
General Administration (other)	129,745.82	State and Local Fiscal Assistance Act Utilized	29,123.00	Special District Taxes	61,853.04
<b>JUDICIARY</b>		Sale of Acquired Property		Bank Corp. Taxes	117.95
Municipal Courts	21,450.24	Other Miscellaneous Revenues	221,356.85	Added and Omitted Taxes	1,813.25
<b>PUBLIC SAFETY</b>		Total	2,540,423.54	Total Taxes Levied - A8STRACT	2,056,749.69
Fire Protection	27,150.00	Prior Years Surplus Appropriated	87,000.00	Total Taxes Billed	2,062,007.50
Police Protection	210,790.00	REVENUES TOTAL	2,627,423.54	1982 TAXES COLLECTED	1,598,716.79
Civil Defense & Disaster Control	6,850.00	Reserve For Uncollected Taxes	103,889.27	1982 Taxes Cancelled, Abated or Adjusted	1,628.37
Environmental Inspection & Control	5,655.00	CAPITAL OUTLAY TOTAL	240,593.05	Transfer to Tax Title Liens or Foreclosed	11,288.70
Other Public Safety		Public Enterprises	155,948.56	Balance Outstanding Dec. 31, 1982	50,373.64
<b>PUBLIC WORKS</b>		Recreation—Culture		<b>PRIOR YEARS TAXES OUTSTANDING</b>	
Streets and Drainage	107,690.63	Public Works	36,843.44	Balance January 1, 1982	53,565.73
Sewers and Sewage Processing		Buildings and Grounds	48,201.09	Collected in 1982	52,798.23
Garbage and Trash Disposal		Library and Education		Cancelled, Abated or Adjusted 1982	
Public Buildings and Grounds	15,259.95	Conservation		Transfers to Tax Title Liens or Foreclosed	767.50
Other Public Works	9,500.00	All Other		Balance December 31, 1982	
<b>HEALTH and WELFARE</b>		CAPITAL DEBT AUTHORIZED, DECEMBER 31, 1982		<b>TAX TITLE LIENS OUTSTANDING</b>	
Health Services Except Environmental	20,690.00	ISSUED AND UNISSUED		Balance January 1, 1982	32,038.63
Welfare-Public Assistance	1,102.63	School	388,900	Transfer From Taxes	12,139.94
Hospitals, Clinics, First Aid		Self-liquidating	453,600	Redeemed in 1982	
Animal, Insect, & Rodent Control	2,150.00	Other	842,500	Cancelled, Abated or Adjusted (1982)	
Other Welfare Services		Total	842,500	Transfers to Foreclosed Property	
<b>RECREATION and CONSERVATION</b>		ISSUED AND OUTSTANDING		Balance December 31, 1982	44,178.57
Beaches and Boardwalks		School		<b>PROPERTY ACQUIRED BY DEED OR FORECLOSURE</b>	
Parks, Playgrounds, Shade Trees		Self-Liquidating	317,500.00	Balance January 1, 1982	34,905.00
Land Reclamation & Conservation	250.00	Other	125,720.00	Transfers From Taxes or Liens	
Other Recreational Services	8,739.05	Total	443,220.00	Sale for Cash (1982)	
<b>EDUCATION (excluding schools)</b>		EQUALIZED VALUATION BASIS		Cancelled, Abated or Adjusted (1982)	
Libraries		FOR NET DEBT COMPUTATION	74,013,823	Balance December 31, 1982	34,905.00
Other Educational Services		REAL PROPERTY VALUATIONS		<b>CURRENT FINANCES DECEMBER 31, 1982</b>	
<b>STATUTORY EXPENDITURES</b>		Code Class # of Parcels % VAL'N	ASSESSED VALUATION	ASSETS	
Pensions & F. I. C. A.	49,108.00	1 Vacant Land 196 6.19	3,803,600.00	Cash Dec. 31, 1982	462,729.20
Employee Fringe Benefits	15,000.00	2 Residential 1087 89.48	54,557,800.00	Taxes Receivable	50,373.64
Other Statutory Expenditures	500.00	3 Farm 2 .02	11,300.00	Tax Title Liens	44,178.57
CETA And Other Public Employment Programs		4a Commercial 30 4.08	2,503,900.00	Foreclosed Property	34,905.00
<b>MUNICIPAL FUNCTIONS</b>		4b Industrial		Emergencies & Other Deferred Charges	57,407.26
<b>CAPITAL IMPROVEMENTS</b>	<b>*MEMO*</b>	4c Apartments 1 .24	145,300.00	State and Federal Aid Receivable	
<b>DEBT SERVICE</b>		Total 1316	61,421,900.00	Other Receivables	70,412.19
Principal Payments		Land Area 2.95 Sq. Miles		Total	760,005.86
Interest Payments		Net Valuation Taxable-Municipal	61,868,149	<b>LIABILITIES, RESERVES, AND SURPLUS</b>	
<b>DEFERRED CHARGES</b>		Net Valuation Taxable-County	82,557,788	Cash Liabilities	311,596.43
SCHOOL, COUNTY, SPECIAL DISTRICT TAXES	1,651,862.49	State Equalized Valuation	80,495,643	Reserves for Receivables	159,869.40
RESERVE FOR UNCOLLECTED TAXES	103,889.27	State Equalization Ratio	76.73	Surplus Dec. 31, 1982	248,540.03
<b>EXPENDITURES</b>	<b>TOTAL</b>			Total	760,005.86
	2,616,431.02				



1333

Population 1980 **3,318**  
 Population 1982 **3,493**  
 S & P Rating  
 Moody Rating **A**

General Tax Rate Per \$100.

2.85  
 State Equalized Tax Rate  
 2.37

# **MONMOUTH BEACH BORO. - MONMOUTH COUNTY**

Form of Government:

Commission (1911)

Number of Members on Governing Body - 3

PER CAPITA:

Gross Debt **754.16**  
 Net Debt **404.58**  
 Debt Service **27.30**  
 Total Tax Levy **907.63**  
 Municipal Expenditures **347.02**

PER CENT:

Gross Debt **2.26**  
 Net Debt **1.21**  
 Tax Levy Collected **95.69**  
 Tax Levy Cancelled, Abated or Adjusted

EXPENDITURES		REVENUES-REALIZED		1982 PROPERTY TAX	
<b>GENERAL GOVERNMENT</b>				<b>STATE EQUALIZED TAX RATE</b>	
Governing Body & Public Boards		1982 Property Taxes Collected	<b>3,032,601.04</b>	Local District School Taxes	<b>.66</b> <b>882,670.50</b>
Municipal Clerk		1982 Payments in Lieu of Taxes		Regional & Consolidated School Tax	<b>.73</b> <b>963,298.11</b>
Financial Administration	<b>9,500.00</b>	Delinquent Tax & Lien Collections	<b>85,342.39</b>	School Taxes in Municipal Budget	
Assessment of Taxes	<b>11,809.76</b>	Business Personalty Replacement Taxes	<b>7,946.68</b>	County Taxes	<b>.49</b> <b>647,764.81</b>
Collection of Taxes	<b>2,085.13</b>	Taxes from Public Utilities	<b>203,834.00</b>	County Library Taxes	<b>.02</b> <b>24,822.48</b>
Planning, Housing & Development	<b>10,226.25</b>	Other Miscellaneous Tax Revenues		Local Municipal Purpose Taxes	<b>.48</b> <b>632,095.83</b>
Human Resources	<b>3,964.55</b>	State Aid Revenues	<b>20,767.84</b>	Veteran & Senior Citizen Taxes	<b>19,625.00</b>
Elections	<b>1,575.79</b>	Federal Aid Revenues		Total Taxes for Rate Computation	<b>2.38</b> <b>3,170,276.73</b>
General Administration (other)	<b>162,612.10</b>	State and Local Fiscal Assistance Act Utilized	<b>22,294.00</b>	Special District Taxes	
<b>JUDICIARY</b>		Sale of Acquired Property		Bank Corp. Taxes	<b>1,188.32</b>
Municipal Courts	<b>10,520.00</b>	Other Miscellaneous Revenues	<b>205,825.76</b>	Added and Omitted Taxes	<b>18,523.21</b>
<b>PUBLIC SAFETY</b>		Total	<b>3,578,611.71</b>	Total Taxes Levied - ABSTRACT	<b>3,170,363.26</b>
Fire Protection	<b>25,500.00</b>	Prior Years Surplus Appropriated	<b>175,000.00</b>	Total Taxes Billed	<b>3,169,174.94</b>
Police Protection	<b>238,200.00</b>	REVENUES TOTAL	<b>3,753,611.71</b>	1982 TAXES COLLECTED	<b>3,032,601.04</b>
Civil Defense & Disaster Control	<b>1,000.00</b>	Reserve For Uncollected Taxes	<b>134,467.00</b>	1982 Taxes Cancelled, Abated or Adjusted	
Environmental Inspection & Control	<b>23,520.00</b>	CAPITAL OUTLAY TOTAL	<b>203,969.08</b>	Transfer to Tax Title Liens or Foreclosed	
Other Public Safety				Balance Outstanding Dec. 31, 1982	<b>136,573.90</b>
<b>PUBLIC WORKS</b>				<b>PRIOR YEARS TAXES OUTSTANDING</b>	
Streets and Drainage	<b>139,652.94</b>	Public Enterprises		Balance January 1, 1982	<b>85,743.73</b>
Sewers and Sewage Processing		Recreation—Culture		Collected in 1982	<b>85,342.39</b>
Garbage and Trash Disposal	<b>48,499.98</b>	Public Works	<b>186,656.31</b>	Cancelled, Abated or Adjusted 1982	
Public Buildings and Grounds	<b>6,400.00</b>	Buildings and Grounds	<b>17,312.77</b>	Transfers to Tax Title Liens or Foreclosed	
Other Public Works	<b>31,620.06</b>	Library and Education		Balance December 31, 1982	<b>401.34</b>
<b>HEALTH and WELFARE</b>		Conservation		<b>TAX TITLE LIENS OUTSTANDING</b>	
Health Services Except Environmental	<b>14,042.00</b>	All Other		Balance January 1, 1982	<b>19,560.92</b>
Welfare-Public Assistance	<b>300.00</b>	CAPITAL DEBT AUTHORIZED, DECEMBER 31, 1982		Transfer From Taxes	
Hospitals, Clinics, First Aid		ISSUED AND UNISSUED GROSS DEBT NET DEBT		Redeemed in 1982	
Animal, Insect, & Rodent Control		School	<b>1,221,068</b>	Cancelled, Abated or Adjusted (1982)	
Other Welfare Services		Self-Liquidating		Transfers to Foreclosed Property	
<b>RECREATION and CONSERVATION</b>		Other	<b>1,413,199</b>	Balance December 31, 1982	<b>19,560.92</b>
Beaches and Boardwalks		Total	<b>2,634,268</b>	<b>PROPERTY ACQUIRED BY DEED OR FORECLOSURE</b>	
Parks, Playgrounds, Shade Trees	<b>17,781.50</b>	ISSUED AND OUTSTANDING		Balance January 1, 1982	<b>120,410.00</b>
Land Reclamation & Conservation	<b>175.75</b>	School	<b>1,221,068.63</b>	Transfers From Taxes or Liens	
Other Recreational Services	<b>87,249.65</b>	Self-Liquidating		Sale for Cash (1982)	
<b>EDUCATION (excluding schools)</b>		Other	<b>1,392,000.00</b>	Cancelled, Abated or Adjusted (1982)	
Libraries	<b>19,484.11</b>	Total	<b>2,613,068.63</b>	Balance December 31, 1982	<b>120,410.00</b>
Other Educational Services		EQUALIZED VALUATION BASIS		<b>CURRENT FINANCES DECEMBER 31, 1982</b>	
<b>STATUTORY EXPENDITURES</b>		FOR NET DEBT COMPUTATION	<b>116,469,510</b>	<b>ASSETS</b>	
Pensions & F. I. C. A.	<b>70,699.71</b>	REAL PROPERTY VALUATIONS		Cash Dec. 31, 1982	<b>1,243,628.04</b>
Employee Fringe Benefits	<b>20,108.72</b>	Code Class # of Parcels % VAL'N		Taxes Receivable	<b>136,975.24</b>
Other Statutory Expenditures	<b>3,500.00</b>	1 Vacant Land 244 3.31	<b>3,636,400.00</b>	Tax Title Liens	<b>19,560.92</b>
CETA And Other Public Employment Programs		2 Residential 1409 90.64	<b>99,687,150.00</b>	Foreclosed Property	<b>120,410.00</b>
<b>MUNICIPAL FUNCTIONS TOTAL</b>	<b>560,028.00</b>	3 Farm		Emergencies & Other Deferred Charges	<b>14,378.61</b>
<b>CAPITAL IMPROVEMENTS *MEMO*</b>	<b>20,000.00</b>	4a Commercial 32 3.52	<b>3,869,800.00</b>	State and Federal Aid Receivable	
<b>DEBT SERVICE</b>		4b Industrial		Other Receivables	
Principal Payments	<b>77,500.00</b>	4c Apartments 2 2.54	<b>2,791,600.00</b>	Total	<b>1,534,952.81</b>
Interest Payments	<b>17,866.50</b>	Total 1687	<b>109,584,950.00</b>	<b>LIABILITIES, RESERVES, AND SURPLUS</b>	
<b>DEFERRED CHARGES</b>	<b>22,268.38</b>	Land Area 1.10 Sq. Miles		Cash Liabilities	<b>917,219.33</b>
<b>SCHOOL, COUNTY, SPECIAL DISTRICT TAXES</b>	<b>2,518,555.90</b>	Net Valuation Taxable-Municipal	<b>110,373,008</b>	Reserves for Receivables	<b>276,946.16</b>
<b>RESERVE FOR UNCOLLECTED TAXES</b>	<b>134,467.00</b>	Net Valuation Taxable-County	<b>120,821,643</b>	Surplus Dec. 31, 1982	<b>340,787.32</b>
<b>EXPENDITURES TOTAL</b>	<b>3,730,685.78</b>	State Equalized Valuation	<b>132,692,822</b>	Total	<b>1,534,952.81</b>
		State Equalization Ratio	<b>83.13</b>		

0811

Population 1980 21,639  
 Population 1982 22,376  
 S & P Rating A  
 Moody Rating BAA1

General Tax Rate Per \$100.  
 State Equalized Tax Rate  
 3.24  
 2.14

## MONROE TOWNSHIP - GLOUCESTER CO.

## Form of Government:

Mayor-Council Plan F (OMCL 50)

Number of Members on Governing Body - 7

## PER CAPITA:

Gross Debt 447.02  
 Net Debt 148.28  
 Debt Service 18.93  
 Total Tax Levy 342.53  
 Municipal Expenditures 264.94

## PER CENT:

Gross Debt 3.13  
 Net Debt 1.04  
 Tax Levy Collected 91.45  
 Tax Levy Cancelled, Abated or Adjusted .55

EXPENDITURES		REVENUES-REALIZED		1982 PROPERTY TAX	
GENERAL GOVERNMENT		1982 Property Taxes Collected		STATE EQUALIZED TAX RATE 1.35	
Governing Body & Public Boards	28,401.99	1982 Payments in Lieu of Taxes	7,001,943.72	Local District School Taxes	4,823,352.00
Municipal Clerk		Delinquent Tax & Lien Collections	571,101.18	Regional & Consolidated School Tax	
Financial Administration	53,486.32	Business Personalty Replacement Taxes	126,176.08	School Taxes in Municipal Budget	
Assessment of Taxes	374,887.63	Taxes from Public Utilities	3,257,979.00	County Taxes	2,128,222.67
Collection of Taxes	69,962.75	Other Miscellaneous Tax Revenues		County Library Taxes	
Planning, Housing & Development	67,813.34	State Aid Revenues	145,245.60	Local Municipal Purpose Taxes	659,684.13
Human Resources	3,000.00	Federal Aid Revenues		Veteran & Senior Citizen Taxes	237,875.00
Elections	6,651.81	State and Local Fiscal Assistance Act Utilized	351,878.10	Total Taxes far Rate Computation	7,849,133.80
General Administration (other)	503,445.42	Sale of Acquired Property		Special District Taxes	
JUDICIARY		Other Miscellaneous Revenues	457,379.29	Bank Corp. Taxes	7,718.47
Municipal Courts	50,500.00	Total	11,511,702.97	Added and Omitted Taxes	45,565.45
PUBLIC SAFETY		Prior Years Surplus Appropriated	543,602.15	Total Taxes Levied - ABSTRACT	7,664,542.72
Fire Protection	43,105.85	REVENUES TOTAL	12,455,305.12	Total Taxes Billed	7,656,824.25
Police Protection	1,342,144.01	Reserve For Uncollected Taxes	678,121.57	1982 TAXES COLLECTED	7,001,943.72
Civil Defense & Disaster Control	1,050.00	CAPITAL OUTLAY TOTAL	267,315.26	1982 Taxes Cancelled, Abated or Adjusted	41,859.60
Environmental Inspection & Control	84,344.91	Public Enterprises		Transfer to Tax Title Liens or Foreclosed	119,803.96
Other Public Safety		Recreation—Culture	76,219.52	Balance Outstanding Dec. 31, 1982	493,176.97
PUBLIC WORKS		Public Works	100,563.56	PRIOR YEARS TAXES OUTSTANDING	
Streets and Drainage	667,231.29	Buildings and Grounds	90,532.18	Balance January 1, 1982	677,648.45
Sewers and Sewage Processing		Library and Education		Collected in 1982	526,444.35
Garbage and Trash Disposal	493,412.26	Conservation		Cancelled, Abated or Adjusted 1982	8,986.00
Public Buildings and Grounds	154,663.71	All Other		Transfers to Tax Title Liens or Foreclosed	140,868.13
Other Public Works	13,686.40	CAPITAL DEBT AUTHORIZED, DECEMBER 31, 1982		Balance December 31, 1982	1,349.97
HEALTH and WELFARE		ISSUED AND UNISSUED		TAX TITLE LIENS OUTSTANDING	
Health Services Except Environmental	45,662.64	School	5,458,000	Balance January 1, 1982	73,366.60
Welfare-Public Assistance	6,231.89	Self-liquidating		Transfer From Taxes	276,272.40
Hospitals, Clinics, First Aid		Other	4,544,600	Redeemed in 1982	44,656.83
Animal, Insect, & Rodent Control	15,259.24	Total	10,002,600	Cancelled, Abated or Adjusted (1982)	
Other Welfare Services	44.25	ISSUED AND OUTSTANDING		Transfers to Foreclosed Property	32,741.21
RECREATION and CONSERVATION		School	5,458,000.00	Balance December 31, 1982	272,240.96
Beaches and Boardwalks		Self-Liquidating		PROPERTY ACQUIRED BY DEED OR	
Parks, Playgrounds, Shade Trees	17,132.04	Other	4,544,600.00	FORECLOSURE	
Land Reclamation & Conservation	64,410.00	Total	10,002,600.00	Balance January 1, 1982	492,900.00
Other Recreational Services	54,987.70	EQUALIZED VALUATION BASIS		Transfers From Taxes or Liens	38,007.65
EDUCATION (excluding schools)		FOR NET DEBT COMPUTATION	319,525,868	Sale for Cash (1982)	
Libraries	145,416.00	REAL PROPERTY VALUATIONS		Cancelled, Abated or Adjusted (1982)	34,585.65
Other Educational Services	500.00	Code Class # of Parcels % VAL'N		Balance December 31, 1982	496,322.00
STATUTORY EXPENDITURES		ASSESSED VALUATION		CURRENT FINANCES DECEMBER 31, 1982	
Pensions & F. I. C. A.	238,854.87	1 Vacant Land 2288 8.11	18,529,600.00	ASSETS	
Employee Fringe Benefits	196,936.73	2 Residential 5633 69.96	159,871,400.00	Cash Dec. 31, 1982	2,378,227.45
Other Statutory Expenditures	15,000.00	3 Farm 651 5.04	11,516,900.00	Taxes Receivable	494,526.94
CETA And Other Public Employment Programs		4a Commercial 328 13.04	29,792,700.00	Tax Title Liens	272,240.96
MUNICIPAL FUNCTIONS TOTAL	4,798,223.05	4b Industrial 20 1.42	3,242,600.00	Foreclosed Property	496,322.00
CAPITAL IMPROVEMENTS *MEMO*	50,000.00	4c Apartments 26 2.44	5,579,800.00	Emergencies & Other Deferred Charges	365,223.60
DEBT SERVICE		Total 8946	228,533,000.00	State and Federal Aid Receivable	8,096.37
Principal Payments	180,000.00	Land Area 46.96 Sq. Miles		Other Receivables	143,623.85
Interest Payments	243,659.08	Net Valuation Taxable-Municipal	235,601,476	Total	4,158,261.17
DEFERRED CHARGES	28,401.79	Net Valuation Taxable-County	340,576,612	LIABILITIES, RESERVES, AND SURPLUS	
SCHOOL, COUNTY, SPECIAL DISTRICT TAXES	6,951,574.67	State Equalized Valuation	353,698,235	Cash Liabilities	1,861,785.49
RESERVE FOR UNCOLLECTED TAXES	678,121.57	State Equalization Ratio	65.93	Reserves for Receivables	1,406,713.75
EXPENDITURES TOTAL	12,879,980.16			Surplus Dec. 31, 1982	889,761.93



Population 1980 **15,858**  
 Population 1982 **17,113**  
 S & P Rating  
 Moody Rating **BAA1**

General Tax Rate Per \$100.

State Equalized Tax Rate  
**3.73**  
**2.09**

**MONROE TOWNSHIP – MIDDLESEX CO.****Form of Government:****Mayor–Council Plan F (OMCL 50)****Number of Members on Governing Body – 5****PER CAPITA:**

Gross Debt **818.67**  
 Net Debt **462.15**  
 Debt Service **17.41**  
 Total Tax Levy **640.38**  
 Municipal Expenditures **223.77**

**PER CENT:**

Gross Debt **3.16**  
 Net Debt **1.78**  
 Tax Levy Collected **95.69**  
 Tax Levy Cancelled, Abated or Adjusted **.07**

EXPENDITURES		REVENUES-REALIZED		1982 PROPERTY TAX	
GENERAL GOVERNMENT				STATE EQUALIZED TAX RATE $\rightarrow$	
Governing Body & Public Boards	15,450.00	1982 Property Taxes Collected	10,490,332.89	Local District School Taxes	1.28
Municipal Clerk	57,049.00	1982 Payments in Lieu of Taxes		Regional & Consolidated School Tax	
Financial Administration	58,758.00	Delinquent Tax & Lien Collections	454,429.64	School Taxes in Municipal Budget	
Assessment of Taxes	64,174.00	Business Personalty Replacement Taxes	157,210.52	County Taxes	.58
Collection of Taxes	78,850.00	Taxes from Public Utilities	1,136,912.00	County Library Taxes	
Planning, Housing & Development	63,725.00	Other Miscellaneous Tax Revenues		Local Municipal Purpose Taxes	.23
Human Resources	63,127.00	State Aid Revenues	119,695.26	Veteran & Senior Citizen Taxes	
Elections	7,100.00	Federal Aid Revenues		Total Taxes for Rate Computation	2.09
General Administration (other)	420,078.77	State and Local Fiscal Assistance Act Utilized	102,054.00	Special District Taxes	
JUDICIARY		Sole of Acquired Property		Bank Corp. Taxes	15,092.74
Municipal Courts	38,002.00	Other Miscellaneous Revenues	566,647.06	Added and Omitted Taxes	335,300.51
PUBLIC SAFETY		Total	13,027,281.37	Total Taxes Levied - ABSTRACT	10,958,767.62
Fire Protection		Prior Years Surplus Appropriated	335,765.00	Total Taxes Billed	10,962,306.49
Police Protection	830,445.23	REVENUES TOTAL	13,363,046.37	1982 TAXES COLLECTED	10,490,332.89
Civil Defense & Disaster Control	680.00	Reserve For Uncollected Taxes	589,744.18	1982 Taxes Cancelled, Abated or Adjusted	7,482.30
Environmental Inspection & Control	118,275.00	CAPITAL OUTLAY TOTAL	1,983,371.85	Transfer to Tax Title Liens or Foreclosed	38,726.34
Other Public Safety		Public Enterprises		Balance Outstanding Dec. 31, 1982	425,764.96
PUBLIC WORKS		Recreation—Culture	86,219.22	PRIOR YEARS TAXES OUTSTANDING	
Streets and Drainage	548,757.00	Public Works	1,517,147.91	Balance January 1, 1982	413,397.48
Sewers and Sewage Processing		Buildings and Grounds	380,004.72	Collected in 1982	402,243.44
Gorbage and Trash Disposal		Library and Education		Cancelled, Abated or Adjusted 1982	
Public Buildings and Grounds	40,581.00	Conservation		Transfers to Tax Title Liens or Foreclosed	10,624.11
Other Public Works	78,000.00	All Other		Balance December 31, 1982	529.93
HEALTH and WELFARE		CAPITAL DEBT AUTHORIZED, DECEMBER 31, 1982		TAX TITLE LIENS OUTSTANDING	
Health Services Except Environmental	12,500.00	ISSUED AND UNISSUED		Balance January 1, 1982	132,703.80
Welfare-Public Assistance	5,100.00	School	6,043,000	Transfer From Taxes	51,061.04
Hospitals, Clinics, First Aid		Self-liquidating	7,966,950	Redeemed in 1982	52,186.20
Animal, Insect, & Rodent Control	21,672.00	Other	14,009,950	Cancelled, Abated or Adjusted (1982)	
Other Welfare Services		Total		Transfers to Foreclosed Property	6,636.77
RECREATION and CONSERVATION		ISSUED AND OUTSTANDING		Balance December 31, 1982	124,941.87
Beaches and Boardwalks		School	2,943,000.00	PROPERTY ACQUIRED BY DEED OR FORECLOSURE	
Parks, Playgrounds, Shade Trees	1,410.00	Self-Liquidating		Balance January 1, 1982	758,788.23
Land Reclamation & Conservation	4,285.00	Other	6,049,000.00	Transfers From Taxes or Liens	6,636.77
Other Recreational Services	66,099.00	Total	8,992,000.00	Sole for Cosh (1982)	113,625.00
EDUCATION (excluding schools)		EQUALIZED VALUATION BASIS FOR NET DEBT COMPUTATION	443,404,548	Cancelled, Abated or Adjusted (1982)	
Libraries	2,500.00	REAL PROPERTY VALUATIONS		Balance December 31, 1982	651,800.00
Other Educational Services	250.00	Code Class # of Parcels % VAL'N	ASSESSED VALUATION	CURRENT FINANCES DECEMBER 31, 1982	
STATUTORY EXPENDITURES		1 Vacant Land 2364 3.30	9,049,000.00	ASSETS	
Pensions & F. I. C. A.	157,296.61	2 Residential 5447 73.33	201,061,800.00	Cosh Dec. 31, 1982	1,455,020.06
Employee Fringe Benefits	107,866.00	3 Farm 731 5.50	15,069,200.00	Taxes Receivable	426,294.89
Other Statutory Expenditures	14,570.00	4a Commercial 146 10.56	28,546,400.00	Tax Title Liens	124,941.87
CETA And Other Public Employment Programs		4b Industrial 38 7.31	20,054,300.00	Foreclosed Property	651,800.00
MUNICIPAL FUNCTIONS TOTAL	2,896,600.61	4c Apartments		Emergencies & Other Deferred Charges	132,000.00
CAPITAL IMPROVEMENTS *MEMO*	124,000.00	Total	8726	State and Federal Aid Receivable	24,422.92
DEBT SERVICE		Land Area 41.80 Sq. Miles	274,180,700.00	Other Receivables	5,050.36
Principal Payments	48,000.00	Net Valuation Taxable-Municipal	277,498,202	Total	2,819,530.10
Interest Payments	249,956.39	Net Valuation Taxable-County	502,118,072	LIABILITIES, RESERVES, AND SURPLUS	
DEFERRED CHARGES	45,037.27	State Equalized Valuation	492,577,549	Cosh Liabilities	718,222.22
SCHOOL, COUNTY, SPECIAL DISTRICT TAXES	9,482,719.91	State Equalization Ratio	56.04	Reserves for Receivables	1,208,087.12
RESERVE FOR UNCOLLECTED TAXES	589,744.18			Surplus Dec. 31, 1982	893,220.76
EXPENDITURES TOTAL	13,312,058.36			Total	2,819,530.10

1914

Population 1980 2,066  
 Population 1982 2,100  
 S & P Rating  
 Moody Rating

General Tax Rate Per \$100.

State Equalized Tax Rate 1.82  
 1.87

**MONTAGUE TWP. - SUSSEX CO.****Form of Government:****Township Committee****Number of Members on Governing Body - 3****PER CAPITA**

Gross Debt 316.43  
 Net Debt 47.85  
 Debt Service  
 Total Tax Levy 675.75  
 Municipal Expenditures 389.87

**PER CENT:**

Gross Debt .97  
 Net Debt .15  
 Tax Levy Collected 89.89  
 Tax Levy Cancelled, Abated or Adjusted

EXPENDITURES		REVENUES-REALIZED		1982 PROPERTY TAX	
<b>GENERAL GOVERNMENT</b>				<b>STATE EQUALIZED TAX RATE</b> → 1.08	
Governing Body & Public Boards		1982 Property Taxes Collected	1,275,415.51	Local District School Taxes	815,591.91
Municipal Clerk		1982 Payments in Lieu of Taxes		Regional & Consolidated School Tax	
Financial Administration	14,300.00	Delinquent Tax & Lien Collections	186,961.77	School Taxes in Municipal Budget	
Assessment of Taxes	11,952.00	Business Personalty Replacement Taxes	12,412.08	County Taxes	.52 *
Collection of Taxes	21,114.08	Taxes from Public Utilities	162,906.26	County Library Taxes	.03
Planning, Housing & Development	23,600.00	Other Miscellaneous Tax Revenues		Local Municipal Purpose Taxes	.24
Human Resources		State Aid Revenues	9,033.50	Veteran & Senior Citizen Taxes	21,475.00
Elections	1,500.00	Federal Aid Revenues		Total Taxes for Rate Computation	1.87
General Administration (other)	110,541.75	State and Local Fiscal Assistance Act Utilized	31,475.00	Special District Taxes	
<b>JUDICIARY</b>		Sale of Acquired Property	2,442.50	Bank Corp. Taxes	151.45
Municipal Courts	9,975.00	Other Miscellaneous Revenues	124,937.51	Added and Omitted Taxes	7,913.17
<b>PUBLIC SAFETY</b>		Total	1,805,584.13	Total Taxes Levied - ABSTRACT	1,419,071.44
Fire Protection	24,408.17	Prior Years Surplus Appropriated	301,000.00	Total Taxes Billed	1,418,919.99
Police Protection		<b>REVENUES TOTAL</b>	2,106,584.13	1982 TAXES COLLECTED	1,275,415.51
Civil Defense & Disaster Control	870.00	Reserve For Uncollected Taxes	253,330.00	1982 Taxes Cancelled, Abated or Adjusted	
Environmental Inspection & Control	9,900.00	<b>CAPITAL OUTLAY TOTAL</b>	53,295.00	Transfer to Tax Title Liens or Foreclosed	
Other Public Safety				Balance Outstanding Dec. 31, 1982	143,504.48
<b>PUBLIC WORKS</b>				<b>PRIOR YEARS TAXES OUTSTANDING</b>	
Streets and Drainage	150,375.00	Public Enterprises		Balance January 1, 1982	80,404.94
Sewers and Sewage Processing		Recreation—Culture		Collected in 1982	70,315.56
Garbage and Trash Disposal	1,600.00	Public Works	1,300.00	Cancelled, Abated or Adjusted 1982	
Public Buildings and Grounds	23,979.00	Buildings and Grounds	51,995.00	Transfers to Tax Title Liens or Foreclosed	
Other Public Works		Library and Education		Balance December 31, 1982	10,089.38
<b>HEALTH and WELFARE</b>		Conservation		<b>TAX TITLE LIENS OUTSTANDING</b>	
Health Services Except Environmental	14,823.00	All Other		Balance January 1, 1982	130,608.96
Welfare-Public Assistance	2,900.00	<b>CAPITAL DEBT AUTHORIZED, DECEMBER 31, 1982</b>		Transfer From Taxes	
Hospitals, Clinics, First Aid		<b>ISSUED AND UNISSUED GROSS DEBT NET DEBT</b>		Redeemed in 1982	116,646.21
Animal, Insect, & Rodent Control	6,750.00	School 564,000		Cancelled, Abated or Adjusted (1982)	
Other Welfare Services		Self-liquidating 100,495	100,495	Transfers to Foreclosed Property	
<b>RECREATION and CONSERVATION</b>		Other 664,495	100,495	Balance December 31, 1982	13,962.75
Beaches and Boardwalks		<b>ISSUED AND OUTSTANDING</b>		<b>PROPERTY ACQUIRED BY DEED OR FORECLOSURE</b>	
Parks, Playgrounds, Shade Trees		School 564,000.00		Balance January 1, 1982	2,885.00
Land Reclamation & Conservation		Self-Liquidating		Transfers From Taxes or Liens	
Other Recreational Services	6,271.00	Other		Sale for Cash (1982)	
<b>EDUCATION (excluding schools)</b>		Total 564,000.00		Cancelled, Abated or Adjusted (1982)	
Libraries		<b>EQUALIZED VALUATION BASIS FOR NET DEBT COMPUTATION</b>	68,826,632	Balance December 31, 1982	2,885.00
Other Educational Services		<b>REAL PROPERTY VALUATIONS</b>		<b>CURRENT FINANCES DECEMBER 31, 1982</b>	
<b>STATUTORY EXPENDITURES</b>		Code Class # of Parcels % VAL'N ASSESSED VALUATION		<b>ASSETS</b>	
Pensions & F. I. C. A.	13,261.00	1 Vacant Land 1422 19.37 14,864,142.00		Cash Dec. 31, 1982	447,765.61
Employee Fringe Benefits	22,000.00	2 Residential 1001 61.18 46,946,150.00		Taxes Receivable	153,593.86
Other Statutory Expenditures	5,600.00	3 Farm 118 3.79 2,906,710.00		Tax Title Liens	13,962.75
<b>CETA And Other Public Employment Programs</b>		4a Commercial 41 13.24 10,159,650.00		Foreclosed Property	2,885.00
<b>MUNICIPAL FUNCTIONS TOTAL</b>	475,720.00	4b Industrial 6 1.65 1,265,700.00		Emergencies & Other Deferred Charges	26,616.63
<b>CAPITAL IMPROVEMENTS *MEMO*</b>	5,000.00	4c Apartments 6 .77 591,000.00		State and Federal Aid Receivable	2,677.85
<b>DEBT SERVICE</b>		Total 2594 76,733,352.00		Other Receivables	107,742.74
Principal Payments		Land Area 45.20 Sq. Miles		Total	755,244.44
Interest Payments		Net Valuation Taxable-Municipal	77,643,103	<b>LIABILITIES, RESERVES, AND SURPLUS</b>	
<b>DEFERRED CHARGES</b>	89,685.25	Net Valuation Taxable-County	69,015,844	Cash Liabilities	139,662.12
<b>SCHOOL, COUNTY, SPECIAL DISTRICT TAXES</b>	1,231,876.90	State Equalized Valuation	75,458,815	Reserves for Receivables	278,184.35
<b>RESERVE FOR UNCOLLECTED TAXES</b>	253,330.00	State Equalization Ratio	102.93	Surplus Dec. 31, 1982	337,397.97
<b>EXPENDITURES TOTAL</b>	2,050,612.15			Total	755,244.44



0713

Population 1980 **38,321**  
 Population 1982 **38,289**  
 S & P Rating **AA**  
 Moody Rating **A1**

General Tax Rate Per \$100.

7.65  
 State Equalized Tax Rate  
**3.67**

**MONTCLAIR TOWNSHIP - ESSEX COUNTY****Form of Government:****Council-Manager Plan C (OMCL 50)****Number of Members on Governing Body - 5****PER CAPITA:**

Gross Debt **635.12**  
 Net Debt **274.52**  
 Debt Service **51.37**  
 Total Tax Levy **929.50**  
 Municipal Expenditures **508.21**

**PER CENT:**

Gross Debt **2.83**  
 Net Debt **1.22**  
 Tax Levy Collected **97.17**  
 Tax Levy Cancelled, Abated or Adjusted **.40**

EXPENDITURES		REVENUES-REALIZED		1982 PROPERTY TAX	
GENERAL GOVERNMENT		1982 Property Taxes Collected		STATE EQUALIZED TAX RATE	
Governing Body & Public Boards	20,017.50	1982 Payments in Lieu of Taxes		Local District School Taxes	1.67
Municipal Clerk	88,771.12	Delinquent Tax & Lien Collections		Regional & Consolidated School Tax	
Financial Administration	161,505.06	Business Personalty Replacement Taxes		School Taxes in Municipal Budget	.10
Assessment of Taxes	49,185.04	Taxes from Public Utilities		County Taxes	1.02
Collection of Taxes	39,146.05	Other Miscellaneous Tax Revenues		County Library Taxes	
Planning, Housing & Development	178,698.09	State Aid Revenues		Local Municipal Purpose Taxes	.89
Human Resources	216,796.00	Federal Aid Revenues		Veteran & Senior Citizen Taxes	
Elections	8,779.92	State and Local Fiscal Assistance Act Utilized		Total Taxes for Rate Computation	3.68
General Administration (other)	1,729,433.26	Sale of Acquired Property		Special District Taxes	
JUDICIARY		Other Miscellaneous Revenues		Bank Corp. Taxes	50,532.25
Municipal Courts	109,853.37	Total		Added and Omitted Taxes	57,190.77
PUBLIC SAFETY		Prior Years Surplus Appropriated		Total Taxes Levied - ABSTRACT	35,589,728.85
Fire Protection	2,050,598.44	REVENUES		Total Taxes Billed	35,561,766.42
Police Protection	2,771,944.80	Reserve For Uncollected Taxes		1982 TAXES COLLECTED	34,553,678.41
Civil Defense & Disaster Control		CAPITAL OUTLAY		1982 Taxes Cancelled, Abated or Adjusted	143,558.61
Environmental Inspection & Control	82,929.22	Public Enterprises		Transfer to Tax Title Liens or Foreclosed	116,320.98
Other Public Safety		Recreation—Culture		Balance Outstanding Dec. 31, 1982	748,208.42
PUBLIC WORKS		Public Works		PRIOR YEARS TAXES OUTSTANDING	
Streets and Drainage	909,547.00	Buildings and Grounds		Balance January 1, 1982	673,933.96
Sewers and Sewage Processing	702,874.56	Library and Education		Collected in 1982	628,020.76
Garbage and Trash Disposal	897,685.50	Conservation		Cancelled, Abated or Adjusted 1982	1,496.56
Public Buildings and Grounds	329,422.05	All Other		Transfers to Tax Title Liens or Foreclosed	38,624.45
Other Public Works	203,616.97	CAPITAL DEBT AUTHORIZED, DECEMBER 31, 1982		Balance December 31, 1982	5,752.19
HEALTH and WELFARE		ISSUED AND UNISSUED		TAX TITLE LIENS OUTSTANDING	
Health Services Except Environmental	418,821.17	GROSS DEBT		Balance January 1, 1982	210,081.06
Welfare-Public Assistance	65,000.00	NET DEBT		Transfer From Taxes	167,832.48
Hospitals, Clinics, First Aid		School		Redeemed in 1982	95,927.21
Animal, Insect, & Radent Control	42,375.00	Self-liquidating		Cancelled, Abated or Adjusted (1982)	3,236.30
Other Welfare Services		Other		Transfers to Foreclosed Property	
RECREATION and CONSERVATION		Total		Balance December 31, 1982	278,750.03
Beaches and Boardwalks		ISSUED AND OUTSTANDING		PROPERTY ACQUIRED BY DEED OR	
Parks, Playgrounds, Shade Trees	360,477.38	School		FORECLOSURE	
Land Reclamation & Conservation		Self-liquidating		Balance January 1, 1982	24,200.00
Other Recreational Services	256,347.63	Other		Transfers From Taxes or Liens	
EDUCATION (excluding schools)		Total		Sale for Cash (1982)	
Libraries	727,847.31	EQUALIZED VALUATION BASIS		Cancelled, Abated or Adjusted (1982)	
Other Educational Services		FOR NET DEBT COMPUTATION		Balance December 31, 1982	24,200.00
STATUTORY EXPENDITURES		REAL PROPERTY VALUATIONS		CURRENT FINANCES DECEMBER 31, 1982	
Pensions & F. I. C. A.	1,946,159.87	Code Class # of Parcels % VAL'N		ASSETS	
Employee Fringe Benefits		1 Vacant Land 303 .64		Cash Dec. 31, 1982	11,195,101.98
Other Statutory Expenditures	5,000.00	2 Residential 8458 82.30		Taxes Receivable	754,000.61
CETA And Other Public Employment Programs		3 Farm		Tax Title Liens	278,750.03
MUNICIPAL FUNCTIONS		4a Commercial 505 9.12		Foreclosed Property	24,200.00
CAPITAL IMPROVEMENTS	*MEMO*	4b Industrial 6 .11		Emergencies & Other Deferred Charges	122,262.24
DEBT SERVICE		4c Apartments 176 7.83		State and Federal Aid Receivable	5,826.00
Principal Payments	736,500.00	Total 9448		Other Receivables	54,215.35
Interest Payments	1,230,429.40	Land Area 6.20 Sq. Miles		Total	12,474,356.21
TYPE I SCHL DEBT *MEMO	1,153,649.50	Net Valuation Taxable-Municipal		LIABILITIES, RESERVES, AND SURPLUS	
DEFERRED CHARGES	955,236.88	Net Valuation Taxable-County		Cash Liabilities	8,705,127.85
SCHOOL, COUNTY, SPECIAL DISTRICT TAXES	26,850,038.41	State Equalized Valuation		Reserves for Receivables	1,151,165.99
RESERVE FOR UNCOLLECTED TAXES	2,083,685.06	State Equalization Ratio		Surplus Dec. 31, 1982	2,618,062.37
EXPENDITURES	46,348,722.06			Total	12,474,356.21

1813

Population 1980 **7,360**  
 Population 1982 **7,427**  
 S & P Rating  
 Moody Rating **A1**

General Tax Rate Per \$100.

2.87  
 State Equalized Tax Rate  
 2.03

**MONTGOMERY TWP. - SOMERSET CO.****Form of Government:****Township Committee****Number of Members on Governing Body - 5**

PER CAPITA:

Gross Debt **1,020.12**  
 Net Debt **721.48**  
 Debt Service **106.91**  
 Total Tax Levy **911.96**  
 Municipal Expenditures **464.50**

PER CENT:

Gross Debt **2.64**  
 Net Debt **1.87**  
 Tax Levy Collected **95.00**  
 Tax Levy Cancelled, Abated  
 or Adjusted **.30**

EXPENDITURES		REVENUES-REALIZED		1982 PROPERTY TAX	
<b>GENERAL GOVERNMENT</b>				STATE EQUALIZED TAX RATE <b>1.37</b>	
Governing Body & Public Boards		1982 Property Taxes Collected	<b>6,436,708.74</b>	Local District School Taxes	<b>4,452,485.00</b>
Municipal Clerk	<b>39,436.00</b>	1982 Payments in Lieu of Taxes		Regional & Consolidated School Tax	
Financial Administration	<b>85,094.00</b>	Delinquent Tax & Lien Collections	<b>368,811.13</b>	School Taxes in Municipal Budget	
Assessment of Taxes	<b>27,320.00</b>	Business Personalty Replacement Taxes	<b>124,741.92</b>	County Taxes	<b>1,461,782.70</b>
Collection of Taxes	<b>21,458.00</b>	Taxes from Public Utilities	<b>773,528.00</b>	County Library Taxes	<b>110,375.39</b>
Planning, Housing & Development	<b>63,755.00</b>	Other Miscellaneous Tax Revenues		Local Municipal Purpose Taxes	<b>571,341.15</b>
Human Resources		State Aid Revenues	<b>166,317.22</b>	Veteran & Senior Citizen Taxes	<b>34,725.00</b>
Elections		Federal Aid Revenues		Total Taxes for Rate Computation	<b>6,630,709.24</b>
General Administration (other)	<b>333,692.00</b>	State and Local Fiscal Assistance Act Utilized	<b>77,143.12</b>	Special District Taxes	<b>129,412.99</b>
<b>JUDICIARY</b>		Sale of Acquired Property		Bank Corp. Taxes	<b>4,030.31</b>
Municipal Courts	<b>31,395.00</b>	Other Miscellaneous Revenues	<b>1,238,428.25</b>	Added and Omitted Taxes	<b>43,685.70</b>
<b>PUBLIC SAFETY</b>		Total	<b>9,185,678.38</b>	Total Taxes Levied - ABSTRACT	<b>6,773,113.24</b>
Fire Protection	<b>89,453.00</b>	Prior Years Surplus Appropriated	<b>724,000.00</b>	Total Taxes Billed	<b>6,775,269.93</b>
Police Protection	<b>402,590.00</b>	REVENUES	<b>9,909,678.38</b>	1982 TAXES COLLECTED	<b>6,436,708.74</b>
Civil Defense & Disaster Control	<b>600.00</b>	Reserve For Uncollected Taxes	<b>536,875.45</b>	1982 Taxes Cancelled, Abated or Adjusted	<b>20,031.36</b>
Environmental Inspection & Control	<b>66,925.00</b>	CAPITAL OUTLAY	<b>566,365.04</b>	Transfer to Tax Title Liens or Foreclosed	<b>22,743.72</b>
Other Public Safety		TOTAL		Balance Outstanding Dec. 31, 1982	<b>295,786.11</b>
<b>PUBLIC WORKS</b>				<b>PRIOR YEARS TAXES OUTSTANDING</b>	
Streets and Drainage	<b>260,754.96</b>	Public Enterprises		Balance January 1, 1982	<b>358,156.16</b>
Sewers and Sewage Processing	<b>136,940.00</b>	Recreation—Culture	<b>200,212.80</b>	Collected in 1982	<b>341,966.75</b>
Garbage and Trash Disposal		Public Works	<b>232,807.41</b>	Cancelled, Abated or Adjusted 1982	<b>395.01</b>
Public Buildings and Grounds	<b>82,800.00</b>	Buildings and Grounds	<b>133,344.83</b>	Transfers to Tax Title Liens or Foreclosed	
Other Public Works	<b>42,789.00</b>	Library and Education		Balance December 31, 1982	<b>15,794.40</b>
<b>HEALTH and WELFARE</b>		Conservation		<b>TAX TITLE LIENS OUTSTANDING</b>	
Health Services Except Environmental	<b>43,480.00</b>	All Other		Balance January 1, 1982	<b>44,718.66</b>
Welfare-Public Assistance	<b>3,440.00</b>	CAPITAL DEBT AUTHORIZED, DECEMBER 31, 1982		Transfer From Taxes	<b>22,743.72</b>
Hospitals, Clinics, First Aid		ISSUED AND UNISSUED		Redeemed in 1982	<b>26,844.38</b>
Animal, Insect, & Rodent Control	<b>3,850.00</b>	GROSS DEBT	<b>2,201,000</b>	Cancelled, Abated or Adjusted (1982)	<b>67.39</b>
Other Welfare Services		NET DEBT		Transfers to Foreclosed Property	<b>9,978.18</b>
<b>RECREATION and CONSERVATION</b>				Balance December 31, 1982	<b>30,572.43</b>
Beaches and Boardwalks		School	<b>5,375,461</b>	<b>PROPERTY ACQUIRED BY DEED OR FORECLOSURE</b>	
Parks, Playgrounds, Shade Trees	<b>5,622.00</b>	Self-liquidating	<b>5,358,461</b>	Balance January 1, 1982	<b>87,231.82</b>
Land Reclamation & Conservation	<b>3,150.00</b>	Other	<b>5,358,461</b>	Transfers From Taxes or Liens	<b>9,978.18</b>
Other Recreational Services	<b>47,645.00</b>	Total	<b>7,576,461</b>	Sale for Cash (1982)	
<b>EDUCATION (excluding schools)</b>				Cancelled, Abated or Adjusted (1982)	<b>97,210.00</b>
Libraries	<b>2,000.00</b>	ISSUED AND OUTSTANDING		Balance December 31, 1982	
Other Educational Services		School	<b>2,201,000.00</b>	<b>CURRENT FINANCES DECEMBER 31, 1982</b>	
<b>STATUTORY EXPENDITURES</b>		Self-Liquidating	<b>5,108,794.00</b>	ASSETS	
Pensions & F. I. C. A.	<b>133,371.52</b>	Other	<b>7,309,794.00</b>	Cash Dec. 31, 1982	<b>4,194,611.89</b>
Employee Fringe Benefits	<b>40,800.00</b>	EQUALIZED VALUATION BASIS		Taxes Receivable	<b>311,580.51</b>
Other Statutory Expenditures	<b>5,000.00</b>	FOR NET DEBT COMPUTATION	<b>286,537,711</b>	Tax Title Liens	<b>30,572.43</b>
<b>CETA And Other Public Employment Programs</b>		REAL PROPERTY VALUATIONS		Foreclosed Property	<b>97,210.00</b>
<b>MUNICIPAL FUNCTIONS</b>		Code Class # of Parcels % VAL'N		Emergencies & Other Deferred Charges	<b>8,400.00</b>
<b>CAPITAL IMPROVEMENTS</b>	<b>*MEMC*</b>	1 Vacant Land 479 4.98	<b>11,359,790.00</b>	State and Federal Aid Receivable	
<b>DEBT SERVICE</b>		2 Residential 1724 57.31	<b>130,771,400.00</b>	Other Receivables	<b>2,549.04</b>
Principal Payments	<b>340,287.00</b>	3 Farm 415 5.22	<b>11,908,495.00</b>	Total	<b>4,644,923.87</b>
Interest Payments	<b>453,759.84</b>	4a Commercial 91 17.05	<b>38,904,700.00</b>	<b>LIABILITIES, RESERVES, AND SURPLUS</b>	
<b>DEFERRED CHARGES</b>	<b>145,591.54</b>	4b Industrial 4 13.55	<b>30,922,300.00</b>	Cash Liabilities	<b>2,649,237.93</b>
<b>SCHOOL, COUNTY, SPECIAL DISTRICT TAXES</b>	<b>6,154,056.08</b>	4c Apartments 1 1.90	<b>4,332,800.00</b>	Reserves for Receivables	<b>441,911.98</b>
<b>RESERVE FOR UNCOLLECTED TAXES</b>	<b>536,875.45</b>	Total 2714	<b>228,199,485.00</b>	Surplus Dec. 31, 1982	<b>1,553,773.96</b>
<b>EXPENDITURES</b>		Land Area 32.80 Sq. Miles		Total	<b>4,644,923.87</b>
<b>TOTAL</b>	<b>9,603,930.39</b>	Net Valuation Taxable-Municipal	<b>230,040,758</b>		
		Net Valuation Taxable-County	<b>307,740,017</b>		
		State Equalized Valuation	<b>323,793,056</b>		
		State Equalization Ratio	<b>70.89</b>		



0236

Population 1980 **7,318**  
 Population 1982 **7,369**  
 S & P Rating  
 Moody Rating **A**

General Tax Rate Per \$100.

**2.84**

State Equalized Tax Rate

**1.84****MONTVALE BOROUGH - BERGEN COUNTY****Form of Government:****Borough Council****Number of Members on Governing Body - 6**

PER CAPITA:

Gross Debt **1,036.50**  
 Net Debt **822.48**  
 Debt Service **111.28**  
 Total Tax Levy **1,153.96**  
 Municipal Expenditures **477.31**

PER CENT:

Gross Debt **1.88**  
 Net Debt **1.49**  
 Tax Levy Collected **97.90**  
 Tax Levy Cancelled, Abated  
 or Adjusted **.12**

EXPENDITURES		REVENUES-REALIZED		1982 PROPERTY TAX	
GENERAL GOVERNMENT				STATE EQUALIZED TAX RATE $\rightarrow$	
Governing Body & Public Boards		1982 Property Taxes Collected	<b>8,330,251.72</b>	Local District School Taxes <b>.60</b>	<b>2,774,920.00</b>
Municipal Clerk		1982 Payments in Lieu of Taxes		Regional & Consolidated School Tax <b>.58</b>	<b>2,676,862.27</b>
Financial Administration	<b>6,790.00</b>	Delinquent Tax & Lien Collections	<b>164,656.01</b>	School Taxes in Municipal Budget	
Assessment of Taxes	<b>14,181.00</b>	Business Personalty Replacement Taxes	<b>149,682.20</b>	County Taxes <b>.34</b>	<b>1,568,781.06</b>
Collection of Taxes	<b>16,749.00</b>	Taxes from Public Utilities	<b>1,033,640.00</b>	County Library Taxes	
Planning, Housing & Development	<b>14,750.00</b>	Other Miscellaneous Tax Revenues		Local Municipal Purpose Taxes <b>.31</b>	<b>1,432,162.73</b>
Human Resources		State Aid Revenues	<b>51,925.77</b>	Veteran & Senior Citizen Taxes	<b>40,300.00</b>
Elections	<b>1,050.00</b>	Federal Aid Revenues		Total Taxes for Rate Computation <b>1.83</b>	<b>8,493,026.06</b>
General Administration (other)	<b>281,640.05</b>	State and Local Fiscal Assistance Act Utilized	<b>72,321.33</b>	Special District Taxes	
JUDICIARY		Sale of Acquired Property		Bank Corp. Taxes	<b>16,722.27</b>
Municipal Courts	<b>17,124.00</b>	Other Miscellaneous Revenues	<b>407,809.29</b>	Added and Omitted Taxes	<b>34,067.81</b>
PUBLIC SAFETY		Total	<b>10,210,286.32</b>	Total Taxes Levied - ABSTRACT	<b>8,503,516.14</b>
Fire Protection	<b>132,090.00</b>	Prior Years Surplus Appropriated	<b>335,000.00</b>	Total Taxes Billed	<b>8,509,193.20</b>
Police Protection	<b>751,848.50</b>	REVENUES TOTAL	<b>10,545,286.32</b>	1982 TAXES COLLECTED	<b>8,330,251.72</b>
Civil Defense & Disaster Control		Reserve For Uncollected Taxes	<b>256,221.06</b>	1982 Taxes Cancelled, Abated or Adjusted	<b>9,809.36</b>
Environmental Inspection & Control	<b>42,222.00</b>	CAPITAL OUTLAY TOTAL	<b>177,207.40</b>	Transfer to Tax Title Liens or Foreclosed	
Other Public Safety		Public Enterprises		Balance Outstanding Dec. 31, 1982	<b>169,132.12</b>
PUBLIC WORKS		Recreation—Culture		PRIOR YEARS TAXES OUTSTANDING	
Streets and Drainage	<b>416,196.61</b>	Public Works	<b>141,568.34</b>	Balance January 1, 1982	<b>173,051.99</b>
Sewers and Sewage Processing	<b>175,800.00</b>	Buildings and Grounds	<b>35,639.06</b>	Collected in 1982	<b>162,699.32</b>
Garbage and Trash Disposal	<b>205,000.00</b>	Library and Education		Cancelled, Abated or Adjusted 1982	<b>1,338.03</b>
Public Buildings and Grounds	<b>6,120.00</b>	Conservation		Transfers to Tax Title Liens or Foreclosed	
Other Public Works	<b>61,230.00</b>	All Other		Balance December 31, 1982	<b>9,014.64</b>
HEALTH and WELFARE		CAPITAL DEBT AUTHORIZED, DECEMBER 31, 1982		TAX TITLE LIENS OUTSTANDING	
Health Services Except Environmental	<b>23,808.60</b>	ISSUED AND UNISSUED GROSS DEBT		Balance January 1, 1982	<b>5,928.02</b>
Welfare-Public Assistance	<b>700.00</b>	School	<b>1,577,122</b>	Transfer From Taxes	
Hospitals, Clinics, First Aid		Self-liquidating	<b>6,060,839</b>	Redeemed in 1982	<b>1,956.69</b>
Animal, Insect, & Radent Control		Other	<b>7,637,961</b>	Cancelled, Abated or Adjusted (1982)	
Other Welfare Services		Total	<b>6,060,839</b>	Transfers to Foreclosed Property	
RECREATION and CONSERVATION		ISSUED AND OUTSTANDING		Balance December 31, 1982	<b>3,971.33</b>
Beaches and Boardwalks		School	<b>1,302,122.04</b>	PROPERTY ACQUIRED BY DEED OR	
Parks, Playgrounds, Shade Trees	<b>3,064.00</b>	Self-Liquidating	<b>6,060,839.00</b>	FORECLOSURE	
Land Reclamation & Conservation	<b>120.00</b>	Other	<b>7,362,961.04</b>	Balance January 1, 1982	<b>41,200.00</b>
Other Recreational Services	<b>44,402.00</b>	Total	<b>7,362,961.04</b>	Transfers From Taxes or Liens	
EDUCATION (excluding schools)		EQUALIZED VALUATION BASIS		Sale for Cash (1982)	
Libraries	<b>62,154.00</b>	FOR NET DEBT COMPUTATION	<b>406,361,576</b>	Cancelled, Abated or Adjusted (1982)	
Other Educational Services		REAL PROPERTY VALUATIONS		Balance December 31, 1982	<b>41,200.00</b>
STATUTORY EXPENDITURES		Code Class # of Parcels % VAL'N		CURRENT FINANCES DECEMBER 31, 1982	
Pensions & F. I. C. A.	<b>120,119.29</b>	1 Vacant Land 163 3.77		ASSETS	
Employee Fringe Benefits	<b>39,000.00</b>	2 Residential 1928 55.05		Cash Dec. 31, 1982	<b>546,328.87</b>
Other Statutory Expenditures	<b>4,500.00</b>	3 Farm 18 .12		Taxes Receivable	<b>178,146.76</b>
CETA And Other Public Employment Programs		4a Commercial 102 37.41		Tax Title Liens	<b>3,971.33</b>
MUNICIPAL FUNCTIONS TOTAL	<b>2,440,659.05</b>	4b Industrial 9 1.34		Foreclosed Property	<b>41,200.00</b>
CAPITAL IMPROVEMENTS *MEMO*	<b>6,500.00</b>	4c Apartments 14 2.29		Emergencies & Other Deferred Charges	<b>19,602.50</b>
DEBT SERVICE		Total 2234		State and Federal Aid Receivable	
Principal Payments	<b>460,000.00</b>	Land Area 4.00 Sq. Miles		Other Receivables	<b>26,669.61</b>
Interest Payments	<b>360,045.86</b>	Net Valuation Taxable-Municipal	<b>298,419,908</b>	Total	<b>815,919.07</b>
DEFERRED CHARGES	<b>340.95</b>	Net Valuation Taxable-County	<b>425,868,613</b>	LIABILITIES, RESERVES, AND SURPLUS	
SCHOOL, COUNTY, SPECIAL DISTRICT TAXES	<b>7,020,563.33</b>	State Equalized Valuation	<b>459,318,437</b>	Cash Liabilities	<b>196,371.46</b>
RESERVE FOR UNCOLLECTED TAXES	<b>256,221.06</b>	State Equalization Ratio	<b>64.77</b>	Reserves for Receivables	<b>249,987.70</b>
EXPENDITURES TOTAL	<b>10,537,830.25</b>			Surplus Dec. 31, 1982	<b>369,559.91</b>
				Total	<b>815,919.07</b>

Population 1980 **14,290**  
 Population 1982 **14,390**  
 S & P Rating **A+**  
 Moody Rating **A**

General Tax Rate Per \$100.

**5.15**

State Equalized Tax Rate

**1.92****MONTVILLE TWP. - MORRIS CO.****Form of Government:****Special Charter (CH 95-1974)****Number of Members on Governing Body - 5****PER CAPITA**

Gross Debt **521.63**  
 Net Debt **188.27**  
 Debt Service **37.28**  
 Total Tax Levy **812.59**  
 Municipal Expenditures **305.55**

**PER CENT:**

Gross Debt **1.47**  
 Net Debt **.53**  
 Tax Levy Collected **95.74**  
 Tax Levy Cancelled, Abated  
 or Adjusted **.26**

EXPENDITURES		REVENUES-REALIZED		1982 PROPERTY TAX	
<b>GENERAL GOVERNMENT</b>				<b>STATE EQUALIZED TAX RATE</b> → <b>1.36</b>	
Governing Body & Public Boards		1982 Property Taxes Collected	<b>11,219,714.81</b>	Local District School Taxes	<b>7,916,426.96</b>
Municipal Clerk		1982 Payments in Lieu of Taxes		Regional & Consolidated School Tax	
Financial Administration	<b>29,896.04</b>	Delinquent Tax & Lien Collections	<b>331,437.06</b>	School Taxes in Municipal Budget	
Assessment of Taxes	<b>22,635.00</b>	Business Personalty Replacement Taxes	<b>184,355.56</b>	County Taxes	<b>.36</b>
Collection of Taxes	<b>43,164.50</b>	Taxes from Public Utilities	<b>1,298,321.00</b>	County Library Taxes	<b>.01</b>
Planning, Housing & Development	<b>36,521.00</b>	Other Miscellaneous Tax Revenues		Local Municipal Purpose Taxes	<b>.18</b>
Human Resources	<b>500.00</b>	State Aid Revenues	<b>95,001.70</b>	Veteran & Senior Citizen Taxes	<b>93,200.00</b>
Elections		Federal Aid Revenues	<b>61,746.32</b>	Total Taxes for Rate Computation	<b>1.91</b>
General Administration (other)	<b>431,719.98</b>	State and Local Fiscal Assistance Act Utilized	<b>113,001.00</b>	Special District Taxes	<b>351,491.30</b>
<b>JUDICIARY</b>		Sale of Acquired Property		Bank Corp. Taxes	<b>3,637.56</b>
Municipal Courts	<b>33,545.00</b>	Other Miscellaneous Revenues	<b>633,160.23</b>	Added and Omitted Taxes	<b>138,951.55</b>
<b>PUBLIC SAFETY</b>		Total	<b>13,536,737.68</b>	Total Taxes Levied - ABSTRACT	<b>11,653,177.19</b>
Fire Protection		Prior Years Surplus Appropriated	<b>900,000.00</b>	Total Taxes Billed	<b>11,718,462.23</b>
Police Protection	<b>933,191.79</b>	REVENUES	<b>14,836,737.68</b>	1982 TAXES COLLECTED	<b>11,219,714.81</b>
Civil Defense & Disaster Control	<b>1,400.00</b>	Reserve For Uncollected Taxes	<b>750,780.23</b>	1982 Taxes Cancelled, Abated or Adjusted	<b>30,672.32</b>
Environmental Inspection & Control	<b>42,071.00</b>	CAPITAL OUTLAY	<b>648,471.53</b>	Transfer to Tax Title Liens or Foreclosed	<b>77,644.90</b>
Other Public Safety		Total		Balance Outstanding Dec. 31, 1982	<b>350,430.20</b>
<b>PUBLIC WORKS</b>		Public Enterprises		<b>PRIOR YEARS TAXES OUTSTANDING</b>	
Streets and Drainage	<b>504,458.12</b>	Recreation—Culture	<b>56,085.98</b>	Balance January 1, 1982	<b>333,199.56</b>
Sewers and Sewage Processing	<b>301,300.00</b>	Public Works	<b>428,795.92</b>	Collected in 1982	<b>304,128.87</b>
Garbage and Trash Disposal		Buildings and Grounds	<b>123,589.63</b>	Cancelled, Abated or Adjusted 1982	<b>4,860.80</b>
Public Buildings and Grounds	<b>101,312.80</b>	Library and Education		Transfers to Tax Title Liens or Foreclosed	<b>16,071.05</b>
Other Public Works	<b>1,487.57</b>	Conservation		Balance December 31, 1982	<b>8,138.84</b>
<b>HEALTH and WELFARE</b>		All Other		<b>TAX TITLE LIENS OUTSTANDING</b>	
Health Services Except Environmental	<b>85,450.42</b>	CAPITAL DEBT AUTHORIZED, DECEMBER 31, 1982		Balance January 1, 1982	<b>191,915.65</b>
Welfare-Public Assistance	<b>10,691.88</b>	ISSUED AND UNISSUED		Transfer From Taxes	<b>97,121.82</b>
Hospitals, Clinics, First Aid		GROSS DEBT		Redeemed in 1982	<b>27,308.15</b>
Animal, Insect, & Rodent Control	<b>1,435.50</b>	School	<b>4,797,000</b>	Cancelled, Abated or Adjusted (1982)	<b>2,078.13</b>
Other Welfare Services	<b>50.00</b>	Self-liquidating	<b>2,709,200</b>	Transfers to Foreclosed Property	
<b>RECREATION and CONSERVATION</b>		Other	<b>2,709,200</b>	Balance December 31, 1982	<b>259,651.15</b>
Beaches and Boardwalks		Total	<b>7,506,200</b>	<b>PROPERTY ACQUIRED BY DEED OR FORECLOSURE</b>	
Parks, Playgrounds, Shade Trees	<b>600.00</b>	ISSUED AND OUTSTANDING		Balance January 1, 1982	<b>61,400.00</b>
Land Reclamation & Conservation		School	<b>4,797,000.00</b>	Transfers From Taxes or Liens	
Other Recreational Services	<b>46,915.84</b>	Self-Liquidating	<b>2,709,200.00</b>	Sale for Cash (1982)	
<b>EDUCATION (excluding schools)</b>		Other	<b>7,506,200.00</b>	Cancelled, Abated or Adjusted (1982)	
Libraries	<b>52,047.00</b>	Total		Balance December 31, 1982	<b>61,400.00</b>
Other Educational Services	<b>13,216.65</b>	<b>EQUALIZED VALUATION BASIS</b>		<b>CURRENT FINANCES DECEMBER 31, 1982</b>	
<b>STATUTORY EXPENDITURES</b>		FOR NET DEBT COMPUTATION	<b>511,164,580</b>	<b>ASSETS</b>	
Pensions & F. I. C. A.	<b>158,541.79</b>	<b>REAL PROPERTY VALUATIONS</b>		Cash Dec. 31, 1982	<b>1,457,605.67</b>
Employee Fringe Benefits	<b>51,621.00</b>	Code Class # of Parcels % VAL'N		Taxes Receivable	<b>398,569.04</b>
Other Statutory Expenditures	<b>7,500.00</b>	1 Vacant Land 664 5.16	<b>11,124,700.00</b>	Tax Title Liens	<b>259,651.15</b>
CETA And Other Public Employment Programs	<b>75,891.00</b>	2 Residential 3981 73.94	<b>159,350,000.00</b>	Foreclosed Property	<b>61,400.00</b>
<b>MUNICIPAL FUNCTIONS</b>		3 Farm 114 1.16	<b>2,498,800.00</b>	Emergencies & Other Deferred Charges	<b>2,502.19</b>
CAPITAL IMPROVEMENTS <b>*MEMO*</b>	<b>10,000.00</b>	4a Commercial 116 5.12	<b>11,039,400.00</b>	State and Federal Aid Receivable	
<b>DEBT SERVICE</b>		4b Industrial 63 14.62	<b>31,514,100.00</b>	Other Receivables	<b>1,112.26</b>
Principal Payments	<b>219,605.00</b>	4c Apartments		Total	<b>2,180,840.31</b>
Interest Payments	<b>316,885.28</b>	Total 4938	<b>215,527,000.00</b>	<b>LIABILITIES, RESERVES, AND SURPLUS</b>	
<b>DEFERRED CHARGES</b>	<b>2,500.00</b>	Land Area 18.97 Sq. Miles		Cash Liabilities	<b>313,903.82</b>
SCHOOL, COUNTY, SPECIAL DISTRICT TAXES	<b>10,498,727.70</b>	Net Valuation Taxable-Municipal	<b>216,916,269</b>	Reserves for Receivables	<b>720,732.45</b>
RESERVE FOR UNCOLLECTED TAXES	<b>750,780.23</b>	Net Valuation Taxable-County	<b>602,932,236</b>	Surplus Dec. 31, 1982	<b>1,146,204.04</b>
<b>EXPENDITURES</b>		State Equalized Valuation	<b>579,056,715</b>	Total	<b>2,180,840.31</b>
<b>TOTAL</b>	<b>14,895,662.09</b>	State Equalization Ratio	<b>37.31</b>		



0237

Population 1980 **2,706**  
 Population 1982 **2,686**  
 S & P Rating  
 Moody Rating **A**

General Tax Rate Per \$100.

**1.48**

State Equalized Tax Rate

**1.16****MOONACHIE BORO. - BERGEN CO.****Form of Government:****Borough Council****Number of Members on Governing Body - 6**

PER CAPITA:

Gross Debt **1,224.37**  
 Net Debt **853.41**  
 Debt Service **61.64**  
 Total Tax Levy **970.38**  
 Municipal Expenditures **578.83**

PER CENT:

Gross Debt **1.66**  
 Net Debt **1.16**  
 Tax Levy Collected **97.97**  
 Tax Levy Cancelled, Abated  
 or Adjusted **1.10**

EXPENDITURES		REVENUES-REALIZED		1982 PROPERTY TAX	
GENERAL GOVERNMENT		1982 Property Taxes Collected		STATE EQUALIZED TAX RATE	
Governing Body & Public Boards	12,000.00	1982 Payments in Lieu of Taxes	2,543,226.13	Local District School Taxes	1,254,477.50
Municipal Clerk		Delinquent Tax & Lien Collections	16,335.58	Regional & Consolidated School Tax	
Financial Administration	16,000.00	Business Personalty Replacement Taxes	40,915.07	School Taxes in Municipal Budget	
Assessment of Taxes	71,293.00	Taxes from Public Utilities	146,716.92	County Taxes	758,761.35
Collection of Taxes	17,625.00	Other Miscellaneous Tax Revenues	414,966.00	County Library Taxes	
Planning, Housing & Development	16,300.00	State Aid Revenues	20,561.32	Local Municipal Purpose Taxes	523,147.03
Human Resources	4,500.00	Federal Aid Revenues	76,567.40	Veteran & Senior Citizen Taxes	30,125.00
Elections	1,035.00	State and Local Fiscal Assistance Act Utilized		Total Taxes for Rate Computation	2,606,510.88
General Administration (other)	207,015.81	Sale of Acquired Property		Special District Taxes	
JUDICIARY		Other Miscellaneous Revenues	230,139.24	Bank Corp. Taxes	23,196.78
Municipal Courts	17,575.00	Total	3,489,427.66	Added and Omitted Taxes	6,864.97
PUBLIC SAFETY		Prior Years Surplus Appropriated	305,000.00	Total Taxes Levied - ABSTRACT	2,606,447.63
Fire Protection	63,250.00	REVENUES	3,794,427.66	Total Taxes Billed	2,543,226.13
Police Protection	440,767.40	Reserve For Uncollected Taxes	50,070.81	1982 TAXES COLLECTED	2,543,226.13
Civil Defense & Disaster Control	1,000.00	CAPITAL OUTLAY	75,250.81	1982 Taxes Cancelled, Abated or Adjusted	2,502.83
Environmental Inspection & Control		Public Enterprises	34,514.00	Transfer to Tax Title Liens or Foreclosed	17.76
Other Public Safety		Recreation—Culture	62.00	Balance Outstanding Dec. 31, 1982	50,183.73
PUBLIC WORKS		Public Works	29,511.81	PRIOR YEARS TAXES OUTSTANDING	
Streets and Drainage	123,000.00	Buildings and Grounds	11,163.00	Balance January 1, 1982	41,117.95
Sewers and Sewage Processing		Library and Education		Collected in 1982	40,915.07
Garbage and Trash Disposal	52,800.00	Conservation		Cancelled, Abated or Adjusted 1982	
Public Buildings and Grounds	38,000.00	All Other		Transfers to Tax Title Liens or Foreclosed	
Other Public Works				Balance December 31, 1982	202.88
HEALTH and WELFARE				TAX TITLE LIENS OUTSTANDING	
Health Services Except Environmental	9,550.00			Balance January 1, 1982	98.91
Welfare-Public Assistance	600.00			Transfer From Taxes	17.76
Hospitals, Clinics, First Aid				Redeemed in 1982	
Animal, Insect, & Rodent Control	2,600.00			Cancelled, Abated or Adjusted (1982)	
Other Welfare Services				Transfers to Foreclosed Property	
RECREATION and CONSERVATION				Balance December 31, 1982	116.67
Beaches and Boardwalks				PROPERTY ACQUIRED BY DEED OR	
Parks, Playgrounds, Shade Trees	12,300.00			FORECLOSURE	
Land Reclamation & Conservation				Balance January 1, 1982	6,650.00
Other Recreational Services	750.00			Transfers From Taxes or Liens	
EDUCATION (excluding schools)				Sale for Cash (1982)	
Libraries				Cancelled, Abated or Adjusted (1982)	
Other Educational Services				Balance December 31, 1982	6,650.00
STATUTORY EXPENDITURES				CURRENT FINANCES DECEMBER 31, 1982	
Pensions & F. I. C. A.	97,729.96			ASSETS	
Employee Fringe Benefits	72,550.00			Cash Dec. 31, 1982	1,276,547.86
Other Statutory Expenditures	5,000.00			Taxes Receivable	50,386.61
CETA And Other Public Employment Programs				Tax Title Liens	116.67
MUNICIPAL FUNCTIONS				Foreclosed Property	6,650.00
TOTAL	1,283,241.17			Emergencies & Other Deferred Charges	5,100.00
CAPITAL IMPROVEMENTS	*MEMO*			State and Federal Aid Receivable	1,746.66
DEBT SERVICE				Other Receivables	59,054.16
Principal Payments	89,000.00			Total	1,399,601.96
Interest Payments	76,557.35			LIABILITIES, RESERVES, AND SURPLUS	
DEFERRED CHARGES	15,860.62			Cash Liabilities	784,267.10
SCHOOL, COUNTY, SPECIAL DISTRICT TAXES	2,053,238.85			Reserves for Receivables	116,207.44
RESERVE FOR UNCOLLECTED TAXES	90,070.81			Surplus Dec. 31, 1982	499,127.42
EXPENDITURES				Total	1,399,601.96
TOTAL	3,607,968.80				

0322

Population 1980 **15,596**  
 Population 1982 **15,786**  
 S & P Rating **A+**  
 Moody Rating **A1**

General Tax Rate Per \$100.

4.93  
 State Equalized Tax Rate  
 2.31

**MOORESTOWN TWP. - BURLINGTON CO.****Form of Government:****Council-Manager Plan E (OMCL 50)****Number of Members on Governing Body - 5****PER CAPITA:**

Gross Debt **1,046.51**  
 Net Debt **455.63**  
 Debt Service **37.74**  
 Total Tax Levy **944.81**  
 Municipal Expenditures **345.89**

**PER CENT:**

Gross Debt **3.01**  
 Net Debt **1.31**  
 Tax Levy Collected **96.40**  
 Tax Levy Cancelled, Abated  
 or Adjusted **.31**

EXPENDITURES		REVENUES-REALIZED		1982 PROPERTY TAX	
<b>GENERAL GOVERNMENT</b>				<b>STATE EQUALIZED TAX RATE</b> →	
Governing Body & Public Boards	8,580.00	1982 Property Taxes Collected	14,372,418.28	Local District School Taxes 1.45	8,968,389.95
Municipal Clerk		1982 Payments in Lieu of Taxes		Regional & Consolidated School Tax	
Financial Administration	69,790.00	Delinquent Tax & Lien Collections	286,551.55	School Taxes in Municipal Budget	
Assessment of Taxes	29,558.00	Business Personalty Replacement Taxes	469,750.44	County Taxes .57	3,522,327.11
Collection of Taxes	27,040.00	Taxes from Public Utilities	1,156,298.92	County Library Taxes	
Planning, Housing & Development	5,753.00	Other Miscellaneous Tax Revenues	27,639.82	Local Municipal Purpose Taxes .30	1,862,282.00
Human Resources		State Aid Revenues	123,878.72	Veteran & Senior Citizen Taxes	130,375.00
Elections		Federal Aid Revenues		Total Taxes for Rate Computation 2.32	14,483,374.06
General Administration (other)	715,263.79	State and Local Fiscal Assistance Act Utilized	134,940.50	Special District Taxes	446,740.75
<b>JUDICIARY</b>		Sale of Acquired Property		Bank Corp. Taxes	9,077.66
Municipal Courts	55,789.00	Other Miscellaneous Revenues	867,533.59	Added and Omitted Taxes	105,886.23
<b>PUBLIC SAFETY</b>		Total	17,439,011.82	Total Taxes Levied - ABSTRACT	14,914,703.70
Fire Protection		Prior Years Surplus Appropriated	600,000.00	Total Taxes Billed	14,908,920.17
Police Protection	1,041,528.82	<b>REVENUES</b> TOTAL	18,039,011.82	1982 TAXES COLLECTED	14,372,418.28
Civil Defense & Disaster Control		Reserve For Uncollected Taxes	413,579.00	1982 Taxes Cancelled, Abated or Adjusted	46,957.53
Environmental Inspection & Control	42,815.00			Transfer to Tax Title Liens or Foreclosed	24,439.36
Other Public Safety		<b>CAPITAL OUTLAY</b> TOTAL	778,664.66	Balance Outstanding Dec. 31, 1982	465,105.00
<b>PUBLIC WORKS</b>				<b>PRIOR YEARS TAXES OUTSTANDING</b>	
Streets and Drainage	636,791.46	Public Enterprises	111,703.27	Balance January 1, 1982	298,899.81
Sewers and Sewage Processing		Recreation—Culture	2,923.93	Collected in 1982	281,469.81
Garbage and Trash Disposal	289,500.00	Public Works	660,595.92	Cancelled, Abated or Adjusted 1982	
Public Buildings and Grounds	202,834.91	Buildings and Grounds	3,424.55	Transfers to Tax Title Liens or Foreclosed	68.91
Other Public Works		Library and Education	16.95	Balance December 31, 1982	17,361.05
<b>HEALTH and WELFARE</b>		Conservation		<b>TAX TITLE LIENS OUTSTANDING</b>	
Health Services Except Environmental		All Other		Balance January 1, 1982	85,116.22
Welfare-Public Assistance	5,000.00	<b>CAPITAL DEBT AUTHORIZED, DECEMBER 31, 1982</b>		Transfer From Taxes	24,576.05
Hospitals, Clinics, First Aid		<b>ISSUED AND UNISSUED</b> GROSS DEBT		Redeemed in 1982	5,081.74
Animal, Insect, & Rodent Control	10,200.00	School	4,940,000	Cancelled, Abated or Adjusted (1982)	
Other Welfare Services	1,210.00	Self-liquidating	4,490,768	Transfers to Foreclosed Property	
<b>RECREATION and CONSERVATION</b>		Other	7,089,432	Balance December 31, 1982	104,610.53
Beaches and Boardwalks		Total	16,520,200	<b>PROPERTY ACQUIRED BY DEED OR FORECLOSURE</b>	
Parks, Playgrounds, Shade Trees	168,950.57	<b>ISSUED AND OUTSTANDING</b>		Balance January 1, 1982	56,391.66
Land Reclamation & Conservation		School	4,540,000.00	Transfers From Taxes or Liens	
Other Recreational Services	174,522.20	Self-Liquidating	4,211,500.00	Sale for Cash (1982)	
<b>EDUCATION (excluding schools)</b>		Other	6,264,050.00	Cancelled, Abated or Adjusted (1982)	
Libraries	339,207.00	Total	15,415,550.00	Balance December 31, 1982	56,391.66
Other Educational Services	2,500.00	<b>EQUALIZED VALUATION BASIS</b>		<b>CURRENT FINANCES DECEMBER 31, 1982</b>	
<b>STATUTORY EXPENDITURES</b>		<b>FOR NET DEBT COMPUTATION</b>	548,157,232	<b>ASSETS</b>	
Pensions & F. I. C. A.	346,364.00	<b>REAL PROPERTY VALUATIONS</b>		Cash Dec. 31, 1982	4,801,578.63
Employee Fringe Benefits	103,000.00	Code Class # of Parcels % VAL'N	ASSESSED VALUATION	Taxes Receivable	482,466.09
Other Statutory Expenditures		1 Vacant Land 441 1.92	5,449,450.00	Tax Title Liens	104,610.53
<b>CETA And Other Public Employment Programs</b>		2 Residential 4489 61.64	174,838,100.00	Foreclosed Property	56,391.66
<b>MUNICIPAL FUNCTIONS</b> TOTAL	4,286,197.75	3 Farm 285 2.08	5,502,400.00	Emergencies & Other Deferred Charges	179,813.99
<b>CAPITAL IMPROVEMENTS</b> *MEMO*		4a Commercial 194 21.83	61,907,400.00	State and Federal Aid Receivable	
<b>DEBT SERVICE</b>		4b Industrial 36 10.58	30,003,400.00	Other Receivables	34,840.84
Principal Payments	243,679.96	4c Apartments 19 1.95	5,527,800.00	Total	5,659,701.74
Interest Payments	352,159.37	Total 5464	283,628,550.00	<b>LIABILITIES, RESERVES, AND SURPLUS</b>	
<b>DEFERRED CHARGES</b>	164,650.00	Land Area 15.18 Sq. Miles		Cash Liabilities	4,129,262.28
<b>SCHOOL, COUNTY, SPECIAL DISTRICT TAXES</b>	12,937,457.81	Net Valuation Taxable-Municipal	290,930,565	Reserves for Receivables	678,309.12
<b>RESERVE FOR UNCOLLECTED TAXES</b>	413,579.00	Net Valuation Taxable-County	589,857,641	Surplus Dec. 31, 1982	852,130.34
<b>EXPENDITURES</b> TOTAL	18,397,723.89	State Equalized Valuation	611,797,731	Total	5,659,701.74
		State Equalization Ratio	46.92		



1422

Population 1980 **18,486**  
 Population 1982 **19,430**  
 S & P Rating **AA**  
 Moody Rating **AA1**

General Tax Rate Per \$100.

State Equalized Tax Rate **1.93**  
**1.95**

**MORRIS TOWNSHIP – MORRIS COUNTY****Form of Government:****Township Committee****Number of Members on Governing Body – 5****PER CAPITA:**

Gross Debt **1,227.93**  
 Net Debt **343.56**  
 Debt Service **8.47**  
 Total Tax Levy **975.07**  
 Municipal Expenditures **360.17**

**PER CENT:**

Gross Debt **2.80**  
 Net Debt **.78**  
 Tax Levy Collected **96.82**  
 Tax Levy Cancelled, Abated or Adjusted **1.09**

EXPENDITURES		REVENUES-REALIZED		1982 PROPERTY TAX	
<b>GENERAL GOVERNMENT:</b>		<b>STATE EQUALIZED TAX RATE</b> →		<b>Local District School Taxes</b>	
Governing Body & Public Boards	18,000.00	1982 Property Taxes Collected	18,384,272.26	Regional & Consolidated School Tax	1.35
Municipal Clerk	246,700.00	1982 Payments in Lieu of Taxes		School Taxes in Municipal Budget	
Financial Administration	107,150.00	Delinquent Tax & Lien Collections	306,535.19	County Taxes	.36
Assessment of Taxes	44,750.00	Business Personalty Replacement Taxes	441,263.72	County Library Taxes	
Collection of Taxes	44,250.00	Taxes from Public Utilities	1,416,000.00	Local Municipal Purpose Taxes	.24
Planning, Housing & Development	53,347.00	Other Miscellaneous Tax Revenues	797,439.00	Veteran & Senior Citizen Taxes	
Human Resources	560.00	State Aid Revenues	142,684.77	Total Taxes for Rate Computation	1.95
Elections	6,170.00	Federal Aid Revenues		Special District Taxes	
General Administration (other)	542,280.00	State and Local Fiscal Assistance Act Utilized	133,494.97	Bank Corp. Taxes	
<b>JUDICIARY</b>		Sale of Acquired Property		Added and Omitted Taxes	
Municipal Courts	56,200.00	Other Miscellaneous Revenues	776,542.60	Total Taxes Levied - ABSTRACT	
<b>PUBLIC SAFETY</b>		Total	22,398,232.51	Total Taxes Billed	
Fire Protection	651,745.00	Prior Years Surplus Appropriated	1,150,000.00	1982 TAXES COLLECTED	
Police Protection	1,523,105.00	REVENUES TOTAL	23,548,232.51	1982 Taxes Cancelled, Abated or Adjusted	
Civil Defense & Disaster Control	11,750.00	Reserve For Uncollected Taxes	821,412.00	Transfer to Tax Title Liens or Foreclosed	
Environmental Inspection & Control	75,941.00	CAPITAL OUTLAY TOTAL	383,779.38	Balance Outstanding Dec. 31, 1982	
Other Public Safety		Public Enterprises	2,759.60	PRIOR YEARS TAXES OUTSTANDING	
<b>PUBLIC WORKS</b>		Recreation—Culture	44,743.40	Balance January 1, 1982	
Streets and Drainage	1,114,605.97	Public Works	227,329.08	Collected in 1982	
Sewers and Sewage Processing		Buildings and Grounds	108,947.30	Cancelled, Abated or Adjusted 1982	
Garbage and Trash Disposal		Library and Education		Transfers to Tax Title Liens or Foreclosed	
Public Buildings and Grounds	63,189.71	Conservation		Balance December 31, 1982	
Other Public Works		All Other		TAX TITLE LIENS OUTSTANDING	
<b>HEALTH and WELFARE</b>		CAPITAL DEBT AUTHORIZED, DECEMBER 31, 1982		Balance January 1, 1982	
Health Services Except Environmental	126,269.00	ISSUED AND UNISSUED		Transfer From Taxes	
Welfare-Public Assistance	17,800.00	GROSS DEBT		Redeemed in 1982	
Hospitals, Clinics, First Aid		School	11,398,887	Cancelled, Abated or Adjusted (1982)	
Animal, Insect, & Rodent Control	5,000.00	Self-liquidating	8,756,200	Transfers to Foreclosed Property	
Other Welfare Services		Other	3,703,636	Balance December 31, 1982	
<b>RECREATION and CONSERVATION</b>		Total	23,858,724	PROPERTY ACQUIRED BY DEED OR FORECLOSURE	
Beaches and Boardwalks		ISSUED AND OUTSTANDING		Balance January 1, 1982	
Parks, Playgrounds, Shade Trees	307,768.00	School	11,398,887.97	Transfers From Taxes or Liens	
Land Reclamation & Conservation	1,852.00	Self-Liquidating	8,755,600.00	Sale for Cash (1982)	
Other Recreational Services	1,525.00	Other	3,697,818.00	Cancelled, Abated or Adjusted (1982)	
<b>EDUCATION (excluding schools)</b>		Total	23,852,305.97	Balance December 31, 1982	
Libraries	158,800.00	EQUALIZED VALUATION BASIS		CURRENT FINANCES DECEMBER 31, 1982	
Other Educational Services		FOR NET DEBT COMPUTATION		ASSETS	
<b>STATUTORY EXPENDITURES</b>		REAL PROPERTY VALUATIONS		Cash Dec. 31, 1982	
Pensions & F. I. C. A.	575,000.00	Code Class # of Parcels % VAL'N		Taxes Receivable	
Employee Fringe Benefits	165,000.00	1 Vacant Land 517 3.79		Tax Title Liens	
Other Statutory Expenditures	100.00	2 Residential 5412 72.31		Foreclosed Property	
<b>CETA And Other Public Employment Programs</b>		3 Farm 13 .06		Emergencies & Other Deferred Charges	
<b>MUNICIPAL FUNCTIONS</b>		4a Commercial 92 10.82		State and Federal Aid Receivable	
<b>CAPITAL IMPROVEMENTS</b>		4b Industrial 27 11.33		Other Receivables	
<b>DEBT SERVICE</b>		4c Apartments 4 1.69		Total	
Principal Payments	75,000.00	Total 6065		LIABILITIES, RESERVES, AND SURPLUS	
Interest Payments	69,628.00	Land Area 15.70 Sq. Miles		Cash Liabilities	
<b>DEFERRED CHARGES</b>		Net Valuation Taxable-Municipal		Reserves for Receivables	
<b>SCHOOL, COUNTY, SPECIAL DISTRICT TAXES</b>		Net Valuation Taxable-County		Surplus Dec. 31, 1982	
<b>RESERVE FOR UNCOLLECTED TAXES</b>		State Equalized Valuation		Total	
<b>EXPENDITURES</b>		State Equalization Ratio			
<b>TOTAL</b>					

1423

Population 1980 5,305  
 Population 1982 5,761  
 S & P Rating AA  
 Moody Rating AA

General Tax Rate Per \$100.

5.66  
 State Equalized Tax Rate  
 1.83

## MORRIS PLAINS BOROUGH - MORRIS CO.

## Form of Government:

## Borough Council

## Number of Members on Governing Body - 6

## PER CAPITA:

Gross Debt 819.22  
 Net Debt 731.57  
 Debt Service 89.28  
 Total Tax Levy 1,037.08  
 Municipal Expenditures 573.75

## PER CENT:

Gross Debt 1.60  
 Net Debt 1.43  
 Tax Levy Collected 98.91  
 Tax Levy Cancelled, Abated or Adjusted .01

EXPENDITURES		REVENUES-REALIZED		1982 PROPERTY TAX	
GENERAL GOVERNMENT				STATE EQUALIZED TAX RATE →	
Governing Body & Public Boards				Local District School Taxes .95	3,100,244.91
Municipal Clerk	124,190.00	1982 Property Taxes Collected 5,507,710.53		Regional & Consolidated School Tax	
Financial Administration	45,985.00	1982 Payments in Lieu of Taxes		School Taxes in Municipal Budget	
Assessment of Taxes	14,530.00	Delinquent Tax & Lien Collections 59,353.54		County Taxes .38	1,229,473.26
Collection of Taxes	20,260.00	Business Personalty Replacement Taxes 244,213.88		County Library Taxes .01	46,446.42
Planning, Housing & Development	70,040.00	Taxes from Public Utilities 422,592.00		Local Municipal Purpose Taxes .48	1,569,524.04
Human Resources		Other Miscellaneous Tax Revenues		Veteran & Senior Citizen Taxes	46,425.00
Elections	2,150.00	State Aid Revenues 46,544.47		Total Taxes for Rate Computation 1.82	5,992,113.63
General Administration (other)	223,661.00	Federal Aid Revenues		Special District Taxes	
JUDICIARY		State and Local Fiscal Assistance Act Utilized 73,164.41		Bank Corp Taxes	10,653.16
Municipal Courts	24,685.00	Sale of Acquired Property		Added and Omitted Taxes	18,298.85
PUBLIC SAFETY		Other Miscellaneous Revenues		Total Taxes Levied - ABSTRACT	5,974,640.64
Fire Protection	69,680.00	Total 7,114,156.89		Total Taxes Billed	5,972,971.02
Police Protection	555,800.00	Prior Years Surplus Appropriated 600,000.00		1982 TAXES COLLECTED	5,907,710.53
Civil Defense & Disaster Control	135.00	REVENUES TOTAL 7,714,156.89		1982 Taxes Cancelled, Abated or Adjusted	452.80
Environmental Inspection & Control	14,920.00	Reserve For Uncollected Taxes 297,536.02		Transfer to Tax Title Liens or Foreclosed	4,703.46
Other Public Safety		CAPITAL OUTLAY TOTAL 129,855.55		Balance Outstanding Dec. 31, 1982	60,104.23
PUBLIC WORKS				PRIOR YEARS TAXES OUTSTANDING	
Streets and Drainage	351,685.00	Public Enterprises		Balance January 1, 1982	85,586.96
Sewers and Sewage Processing	408,377.00	Recreation—Culture 3,651.34		Collected in 1982	59,353.54
Garbage and Trash Disposal	183,464.00	Public Works 124,545.15		Cancelled, Abated or Adjusted 1982	16,902.57
Public Buildings and Grounds	34,707.00	Buildings and Grounds 1,659.10		Transfers to Tax Title Liens or Foreclosed	2,212.44
Other Public Works		Library and Education		Balance December 31, 1982	7,118.41
HEALTH and WELFARE		Conservation		TAX TITLE LIENS OUTSTANDING	
Health Services Except Environmental	12,975.00	All Other		Balance January 1, 1982	20,365.85
Welfare-Public Assistance	1,080.00	CAPITAL DEBT AUTHORIZED, DECEMBER 31, 1982		Transfer From Taxes	7,195.08
Hospitals, Clinics, First Aid	400.00	ISSUED AND UNISSUED GROSS DEBT NET DEBT		Redeemed in 1982	
Animal, Insect, & Rodent Control		School 456,000		Cancelled, Abated or Adjusted (1982)	
Other Welfare Services		Self-liquidating 49,000		Transfers to Foreclosed Property	
RECREATION and CONSERVATION		Other 4,214,550		Balance December 31, 1982	27,560.93
Beaches and Boardwalks		Total 4,719,550		PROPERTY ACQUIRED BY DEED OR FORECLOSURE	
Parks, Playgrounds, Shade Trees	36,990.00	ISSUED AND OUTSTANDING		Balance January 1, 1982	6,630.00
Land Reclamation & Conservation		School 456,000.00		Transfers From Taxes or Liens	
Other Recreational Services	68,035.00	Self-Liquidating 49,000.00		Sale for Cash (1982)	
EDUCATION (excluding schools)		Other 4,125,100.00		Cancelled, Abated or Adjusted (1982)	
Libraries	20,800.00	Total 4,630,100.00		Balance December 31, 1982	6,630.00
Other Educational Services		EQUALIZED VALUATION BASIS		CURRENT FINANCES DECEMBER 31, 1982	
STATUTORY EXPENDITURES		FOR NET DEBT COMPUTATION 294,603,461		ASSETS	
Pensions & F. I. C. A.	154,000.00	REAL PROPERTY VALUATIONS		Cash Dec. 31, 1982	1,085,139.01
Employee Fringe Benefits		Code Class # of Parcels % VAL'N ASSESSED VALUATION		Taxes Receivable	67,222.64
Other Statutory Expenditures	4,500.00	1 Vacant Land 195 1.45 1,512,100.00		Tax Title Liens	27,560.93
CETA And Other Public Employment Programs		2 Residential 1820 51.54 53,610,415.00		Foreclosed Property	6,630.00
MUNICIPAL FUNCTIONS TOTAL 2,483,049.00		3 Farm		Emergencies & Other Deferred Charges	700.20
CAPITAL IMPROVEMENTS *MEMO* 25,750.00		4a Commercial 71 16.64 17,306,245.00		State and Federal Aid Receivable	7,167.58
DEBT SERVICE		4b Industrial 7 30.37 31,583,800.00		Other Receivables	
Principal Payments 227,950.00		4c Apartments		Total	1,194,420.36
Interest Payments 286,409.64		Total 2093 104,012,560.00		LIABILITIES, RESERVES, AND SURPLUS	
DEFERRED CHARGES 10,448.58		Land Area 2.60 Sq. Miles		Cash Liabilities	347,535.05
SCHOOL, COUNTY, SPECIAL DISTRICT TAXES 4,376,164.59		Net Valuation Taxable-Municipal 105,206,222		Reserves for Receivables	101,413.57
RESERVE FOR UNCOLLECTED TAXES 297,536.02		Net Valuation Taxable-County 353,461,715		Surplus Dec. 31, 1982	745,471.74
EXPENDITURES TOTAL 7,681,557.83		State Equalized Valuation 323,322,055		Total	1,194,420.36
		State Equalization Ratio 32.29			



1444

Population 1980 **16,614**  
 Population 1982 **16,403**  
 S & P Rating **A+**  
 Moody Rating **AA**

General Tax Rate Per \$100.

State Equalized Tax Rate **3.65**  
**2.54**

**MORRISTOWN TOWN – MORRIS COUNTY****Form of Government:****Mayor–Council Plan F (OMCL 50)****Number of Members on Governing Body – 7****PER CAPITA:**

Gross Debt **5,241.37**  
 Net Debt **1,006.29**  
 Debt Service **92.89**  
 Total Tax Levy **718.93**  
 Municipal Expenditures **609.16**

**PER CENT:**

Gross Debt **22.72**  
 Net Debt **4.36**  
 Tax Levy Collected **92.33**  
 Tax Levy Cancelled, Abated  
 or Adjusted **1.41**

EXPENDITURES		REVENUES-REALIZED		1982 PROPERTY TAX	
<b>GENERAL GOVERNMENT</b>		<b>1982 Property Taxes Collected</b>		<b>STATE EQUALIZED TAX RATE</b> →	
Governing Body & Public Boards			<b>10,880,354.21</b>	Local District School Taxes	
Municipal Clerk	<b>91,858.00</b>	1982 Payments in Lieu of Taxes		Regional & Consolidated School Tax	<b>1.26</b>
Financial Administration	<b>161,131.00</b>	Delinquent Tax & Lien Collections	<b>354,288.31</b>	School Taxes in Municipal Budget	
Assessment of Taxes	<b>51,350.00</b>	Business Personalty Replacement Taxes	<b>510,828.68</b>	County Taxes	<b>.37</b>
Collection of Taxes	<b>178,100.00</b>	Taxes from Public Utilities	<b>1,947,847.00</b>	County Library Taxes	
Planning, Housing & Development	<b>66,985.00</b>	Other Miscellaneous Tax Revenues		Local Municipal Purpose Taxes	<b>.90</b>
Human Resources	<b>50,222.00</b>	State Aid Revenues	<b>184,838.62</b>	Veteran & Senior Citizen Taxes	
Elections	<b>16,000.00</b>	Federal Aid Revenues		Total Taxes for Rate Computation	<b>2.53</b>
General Administration (other)	<b>593,011.00</b>	State and Local Fiscal Assistance Act Utilized	<b>271,500.00</b>	Special District Taxes	
<b>JUDICIARY</b>	<b>165,050.00</b>	Sale of Acquired Property		Bank Corp. Taxes	<b>107,441.06</b>
Municipal Courts		Other Miscellaneous Revenues	<b>5,463,230.66</b>	Added and Omitted Taxes	
<b>PUBLIC SAFETY</b>		Total	<b>19,612,887.48</b>	Total Taxes Levied - ABSTRACT	<b>11,792,616.12</b>
Fire Protection	<b>794,458.00</b>	Prior Years Surplus Appropriated	<b>800,000.00</b>	Total Taxes Billed	<b>11,783,963.64</b>
Police Protection	<b>1,606,801.00</b>	REVENUES	<b>20,412,887.48</b>	1982 TAXES COLLECTED	<b>10,880,354.21</b>
Civil Defense & Disaster Control	<b>5,775.00</b>	Reserve for Uncollected Taxes	<b>525,832.19</b>	1982 Taxes Cancelled, Abated or Adjusted	<b>165,680.82</b>
Environmental Inspection & Control	<b>3,525.00</b>	<b>CAPITAL OUTLAY</b>	<b>7,007,873.85</b>	Transfer to Tax Title Liens or Foreclosed	<b>56,742.95</b>
Other Public Safety		<b>TOTAL</b>		Balance Outstanding Dec. 31, 1982	<b>681,185.66</b>
<b>PUBLIC WORKS</b>				<b>PRIOR YEARS TAXES OUTSTANDING</b>	
Streets and Drainage	<b>816,387.50</b>	Public Enterprises	<b>748,113.49</b>	Balance January 1, 1982	<b>462,365.03</b>
Sewers and Sewage Processing	<b>777,149.00</b>	Recreation—Culture	<b>226,826.91</b>	Collected in 1982	<b>294,669.93</b>
Garbage and Trash Disposal		Public Works	<b>2,658,274.79</b>	Cancelled, Abated or Adjusted 1982	<b>147,579.76</b>
Public Buildings and Grounds	<b>177,350.00</b>	Buildings and Grounds	<b>3,374,658.66</b>	Transfers to Tax Title Liens or Foreclosed	<b>7,503.45</b>
Other Public Works	<b>70,297.00</b>	Library and Education		Balance December 31, 1982	<b>12,611.89</b>
<b>HEALTH and WELFARE</b>	<b>100,803.00</b>	Conservation		<b>TAX TITLE LIENS OUTSTANDING</b>	
Health Services Except Environmental	<b>12,000.00</b>	All Other		Balance January 1, 1982	<b>353,412.35</b>
Welfare-Public Assistance		<b>CAPITAL DEBT AUTHORIZED, DECEMBER 31, 1982</b>		Transfer From Taxes	<b>71,047.37</b>
Hospitals, Clinics, First Aid		<b>ISSUED AND UNISSUED</b>	<b>GROSS DEBT</b>	Redeemed in 1982	<b>59,618.38</b>
Animal, Insect, & Rodent Control	<b>20,484.00</b>	School	<b>4,687,217</b>	Cancelled, Abated or Adjusted (1982)	<b>32,449.36</b>
Other Welfare Services	<b>33,005.00</b>	Self-liquidating	<b>2,289,000</b>	Transfers to Foreclosed Property	
<b>RECREATION and CONSERVATION</b>		Other	<b>78,998,000</b>	Balance December 31, 1982	<b>332,391.98</b>
Beaches and Boardwalks		Total	<b>85,974,217</b>	<b>PROPERTY ACQUIRED BY DEED OR</b>	
Parks, Playgrounds, Shade Trees	<b>338,686.00</b>	<b>ISSUED AND OUTSTANDING</b>		<b>FORECLOSURE</b>	
Land Reclamation & Conservation		School	<b>4,687,217.00</b>	Balance January 1, 1982	<b>44,800.00</b>
Other Recreational Services	<b>134,010.00</b>	Self-liquidating	<b>809,000.00</b>	Transfers From Taxes or Liens	
<b>EDUCATION (excluding schools)</b>		Other	<b>72,128,000.00</b>	Sale for Cash (1982)	
Libraries	<b>85,325.00</b>	Total	<b>77,624,217.00</b>	Cancelled, Abated or Adjusted (1982)	
Other Educational Services		<b>EQUALIZED VALUATION BASIS</b>		Balance December 31, 1982	<b>44,800.00</b>
<b>STATUTORY EXPENDITURES</b>		<b>FOR NET DEBT COMPUTATION</b>	<b>378,438,692</b>	<b>CURRENT FINANCES DECEMBER 31, 1982</b>	
Pensions & F. I. C. A.	<b>788,728.00</b>	<b>REAL PROPERTY VALUATIONS</b>		<b>ASSETS</b>	
Employee Fringe Benefits	<b>210,000.00</b>	Code Class # of Parcels % VAL'N	<b>ASSESSED VALUATION</b>	Cash Dec. 31, 1982	<b>9,327,882.28</b>
Other Statutory Expenditures	<b>15,000.00</b>	1 Vacant Land 296 1.04	<b>3,059,100.00</b>	Taxes Receivable	<b>653,797.55</b>
<b>CETA And Other Public Employment Programs</b>		2 Residential 2768 45.05	<b>134,058,350.00</b>	Tax Title Liens	<b>332,391.98</b>
<b>MUNICIPAL FUNCTIONS</b>	<b>7,763,490.50</b>	3 Farm		Foreclosed Property	<b>44,800.00</b>
<b>CAPITAL IMPROVEMENTS</b>	<b>*MEMO*</b>	4a Commercial 488 40.40	<b>120,212,400.00</b>	Emergencies & Other Deferred Charges	<b>3,000.00</b>
<b>DEBT SERVICE</b>		4b Industrial 20 2.10	<b>6,262,600.00</b>	State and Federal Aid Receivable	<b>3,654.00</b>
Principal Payments	<b>495,050.00</b>	4c Apartments 60 11.41	<b>33,953,500.00</b>	Other Receivables	<b>1,460,972.73</b>
Interest Payments	<b>1,028,700.36</b>	Total 3632	<b>297,585,950.00</b>	Total	<b>11,866,498.54</b>
<b>DEFERRED CHARGES</b>	<b>179,000.00</b>	Land Area 2.86 Sq. Miles		<b>LIABILITIES, RESERVES, AND SURPLUS</b>	
<b>SCHOOL, COUNTY, SPECIAL DISTRICT TAXES</b>	<b>7,524,111.71</b>	Net Valuation Taxable-Municipal	<b>320,170,203</b>	Cash Liabilities	<b>2,460,731.02</b>
<b>RESERVE FOR UNCOLLECTED TAXES</b>	<b>525,832.19</b>	Net Valuation Taxable-County	<b>490,468,874</b>	Reserves for Receivables	<b>2,469,739.14</b>
<b>EXPENDITURES</b>	<b>17,516,184.76</b>	State Equalized Valuation	<b>450,722,287</b>	Surplus Dec. 31, 1982	<b>6,936,028.38</b>
		State Equalization Ratio	<b>69.54</b>	Total	<b>11,866,498.54</b>

1426

Population 1980 4,251  
 Population 1982 4,175  
 S & P Rating  
 Moody Rating

General Tax Rate Per \$100.

3.81

State Equalized Tax Rate

2.46

## MOUNT ARLINGTON BORO. - MORRIS CO.

## Form of Government:

## Borough Council

## Number of Members on Governing Body - 6

## PER CAPITA:

Gross Debt 251.64  
 Net Debt 80.63  
 Debt Service 7.13  
 Total Tax Levy 510.82  
 Municipal Expenditures 294.45

## PER CENT

Gross Debt 1.34  
 Net Debt .43  
 Tax Levy Collected 93.35  
 Tax Levy Cancelled, Abated  
 or Adjusted .01

EXPENDITURES		REVENUES-REALIZED		1982 PROPERTY TAX	
GENERAL GOVERNMENT				STATE EQUALIZED TAX RATE $\frac{2.46}{1.54}$	
Governing Body & Public Boards		1982 Property Taxes Collected	1,588,875.31	Local District School Taxes	1,330,978.00
Municipal Clerk		1982 Payments in Lieu of Taxes		Regional & Consolidated School Tax	
Financial Administration	9,884.00	Delinquent Tax & Lien Collections	110,772.74	School Taxes in Municipal Budget	
Assessment of Taxes	11,390.00	Business Personalty Replocement Taxes	18,030.52	County Taxes	251,901.46
Collection of Taxes	15,348.00	Taxes from Public Utilities	166,132.00	County Library Taxes	
Plonning, Housing & Development	13,800.00	Other Miscellaneous Tax Revenues		Local Municipal Purpose Taxes	503,495.52
Human Resources		State Aid Revenues	182,709.49	Veteran & Senior Citizen Taxes	23,475.00
Elections	720.00	Federal Aid Revenues		Total Taxes far Rate Computation	2,149,849.98
General Administration (other)	123,974.60	State and Local Fiscal Assistance Act Utilized	40,705.48	Special District Taxes	
JUDICIARY		Sole of Acquired Property		Bank Corp. Taxes	2,553.16
Municipal Courts	15,960.00	Other Miscellaneous Revenues	141,407.32	Added and Omitted Taxes	3,740.00
PUBLIC SAFETY		Total	2,648,632.86	Total Taxes Levied - ABSTRACT	2,132,668.14
Fire Protection	24,150.00	Prior Years Surplus Appropriated	150,000.00	Total Taxes Billed	2,130,460.89
Police Protection	239,200.00	REVENUES TOTAL	2,758,632.86	1982 TAXES COLLECTED	1,988,875.31
Civil Defense & Disaster Control	1,000.00	Reserve For Uncollected Taxes	169,325.48	1982 Taxes Cancelled, Abated or Adjusted	293.16
Environmental Inspection & Control	10,100.00			Transfer to Tax Title Liens or Foreclosed	23,557.02
Other Public Safety		CAPITAL OUTLAY TOTAL	88,813.80	Balance Outstanding Dec. 31, 1982	117,735.40
PUBLIC WORKS				PRIOR YEARS TAXES OUTSTANDING	
Streets and Drainage	241,560.00	Public Enterprises		Balance January 1, 1982	111,278.92
Sewers and Sewage Processing	1,000.00	Recreation—Culture		Collected in 1982	107,179.26
Gorbage and Trash Disposal	33,211.00	Public Works	88,813.80	Cancelled, Abated or Adjusted 1982	4.62
Public Buildings and Grounds	36,500.00	Buildings and Grounds		Transfers to Tax Title Liens or Foreclosed	4,088.79
Other Public Works		Library and Education		Balance December 31, 1982	6.25
HEALTH and WELFARE		Conservation		TAX TITLE LIENS OUTSTANDING	
Health Services Except Environmental	12,835.25	All Other		Balance January 1, 1982	70,503.08
Welfare-Public Assistance	1,435.00			Transfer From Taxes	28,095.35
Hospitals, Clinics, First Aid		CAPITAL DEBT AUTHORIZED, DECEMBER 31, 1982		Redeemed in 1982	3,593.48
Animal, Insect, & Rodent Control	1,400.00	ISSUED AND UNISSUED		Cancelled, Abated or Adjusted (1982)	
Other Welfare Services		School	714,000	Transfers to Foreclosed Property	
RECREATION and CONSERVATION		Self-liquidating		Balance December 31, 1982	95,004.95
Beoches and Boardwalks		Other	336,612	PROPERTY ACQUIRED BY DEED OR	
Parks, Playgrounds, Shade Trees	4,670.00	Total	1,050,612	FORECLOSURE	
Land Reclamation & Conservation				Balance January 1, 1982	158,300.00
Other Recreational Services	99,400.00	ISSUED AND OUTSTANDING		Transfers From Taxes or Liens	
EDUCATION (excluding schools)		School	714,000.00	Sale for Cash (1982)	
Libraries	26,570.00	Self-Liquidating		Cancelled, Abated or Adjusted (1982)	
Other Educational Services		Other	157,800.00	Balance December 31, 1982	158,300.00
STATUTORY EXPENDITURES		Total	911,800.00	CURRENT FINANCES DECEMBER 31, 1982	
Pensions & F. I. C. A.	58,114.00	EQUALIZED VALUATION BASIS	78,510,590	ASSETS	
Employee Fringe Benefits	23,000.00	FOR NET DEBT COMPUTATION		Cash Dec. 31, 1982	500,849.02
Other Statutory Expenditures	100.00	REAL PROPERTY VALUATIONS		Taxes Receivable	117,741.65
CETA And Other Public Employment Programs		Code Class # of Parcels % VAL'N		Tax Title Liens	55,004.95
MUNICIPAL FUNCTIONS TOTAL	1,005,321.85	1 Vacant Land 160 3.28	1,817,200.00	Foreclosed Property	158,300.00
CAPITAL IMPROVEMENTS *MEMO*	6,000.00	2 Residential 1059 83.81	46,430,100.00	Emergencies & Other Deferred Charges	7,440.92
DEBT SERVICE		3 Farm		State and Federal Aid Receivable	2,659.18
Principal Payments	20,000.00	4a Commercial 37 6.34	3,514,100.00	Other Receivables	154,399.99
Interest Payments	9,750.00	4b Industrial 1 .01	3,200.00	Total	1,036,395.71
		4c Apartments 8 6.56	3,636,000.00	LIABILITIES, RESERVES, AND SURPLUS	
		Total 1265	55,400,600.00	Cash Liabilities	287,116.16
DEFERRED CHARGES	24,924.37	Land Area 2.25 Sq. Miles		Reserves for Receivables	525,446.59
SCHOOL, COUNTY, SPECIAL DISTRICT TAXES	1,622,879.46	Net Valuation Taxable-Municipal	55,819,446	Surplus Dec. 31, 1982	223,832.96
RESERVE FOR UNCOLLECTED TAXES	169,325.48	Net Valuation Taxable-County	84,135,821	Total	1,036,395.71
EXPENDITURES TOTAL	2,852,201.16	State Equalized Valuation	86,271,557		
		State Equalization Ratio	64.53		



0425

Population 1980 4,863  
 Population 1982 4,875  
 S & P Rating  
 Moody Rating

General Tax Rate Per \$100.

5.27

State Equalized Tax Rate

2.80

**MOUNT EPHRAIM BORO. - CAMDEN CO.****Form of Government:****Commission (1911)****Number of Members on Governing Body - 3****PER CAPITA:**

Gross Debt 89.84  
 Net Debt 89.84  
 Debt Service 24.98  
 Total Tax Levy 451.34  
 Municipal Expenditures 225.61

**PER CENT:**

Gross Debt .61  
 Net Debt .61  
 Tax Levy Collected 98.11  
 Tax Levy Cancelled, Abated  
 or Adjusted

EXPENDITURES		REVENUES-REALIZED		1982 PROPERTY TAX	
<b>GENERAL GOVERNMENT</b>		<b>STATE EQUALIZED TAX RATE</b>		<b>Local District School Taxes 1.16</b>	
Governing Body & Public Boards	1,820.00	1982 Property Taxes Collected	2,158,378.54	Regional & Consolidated School Tax	912,639.50
Municipal Clerk		1982 Payments in Lieu of Taxes		School Taxes in Municipal Budget	
Financial Administration	9,500.00	Delinquent Tax & Lien Collections	30,566.16	County Taxes	1.08 *
Assessment of Taxes	4,140.00	Business Personalty Replacement Taxes	32,156.56	County Library Taxes	.02
Collection of Taxes	14,039.00	Taxes from Public Utilities	246,861.00	Local Municipal Purpose Taxes	.54
Planning, Housing & Development	5,648.89	Other Miscellaneous Tax Revenues		Veteran & Senior Citizen Taxes	
Human Resources		State Aid Revenues	71,554.52	Total Taxes for Rate Computation	2.80
Elections		Federal Aid Revenues		Special District Taxes	
General Administration (other)	116,471.00	State and Local Fiscal Assistance Act Utilized	34,708.00	Bank Corp. Taxes	1,125.50
<b>JUDICIARY</b>		Sale of Acquired Property		Added and Omitted Taxes	2,091.40
Municipal Courts	21,394.00	Other Miscellaneous Revenues	137,479.76	Total Taxes Levied - ABSTRACT	2,200,285.42
<b>PUBLIC SAFETY</b>		Total	2,711,704.54	Total Taxes Billed	2,199,959.92
Fire Protection	25,125.00	Prior Years Surplus Appropriated	227,000.00	1982 TAXES COLLECTED	2,158,378.54
Police Protection	244,235.00	REVENUES TOTAL	2,938,704.54	1982 Taxes Cancelled, Abated or Adjusted	
Civil Defense & Disaster Control	100.00	Reserve For Uncollected Taxes	151,552.00	Transfer to Tax Title Liens or Foreclosed	
Environmental Inspection & Control	8,419.11	<b>CAPITAL OUTLAY</b>	<b>TOTAL</b>	Balance Outstanding Dec. 31, 1982	41,581.38
Other Public Safety			72,810.94	<b>PRIOR YEARS TAXES OUTSTANDING</b>	
<b>PUBLIC WORKS</b>		Public Enterprises		Balance January 1, 1982	28,997.85
Streets and Drainage	87,720.76	Recreation—Culture		Collected in 1982	28,813.58
Sewers and Sewage Processing	85,205.24	Public Works	72,010.94	Cancelled, Abated or Adjusted 1982	
Garbage and Trash Disposal	78,000.00	Buildings and Grounds	800.00	Transfers to Tax Title Liens or Foreclosed	
Public Buildings and Grounds	26,270.00	Library and Education		Balance December 31, 1982	184.27
Other Public Works		Conservation		<b>TAX TITLE LIENS OUTSTANDING</b>	
<b>HEALTH and WELFARE</b>		All Other		Balance January 1, 1982	2,409.52
Health Services Except Environmental	201.00	<b>CAPITAL DEBT AUTHORIZED, DECEMBER 31, 1982</b>		Transfer From Taxes	
Welfare-Public Assistance	4,150.00	<b>ISSUED AND UNISSUED</b>	<b>GROSS DEBT</b>	Redeemed in 1982	1,752.58
Hospitals, Clinics, First Aid		School		Cancelled, Abated or Adjusted (1982)	
Animal, Insect, & Rodent Control		Self-liquidating		Transfers to Foreclosed Property	
Other Welfare Services		Other	437,953	Balance December 31, 1982	656.94
<b>RECREATION and CONSERVATION</b>		Total	437,953	<b>PROPERTY ACQUIRED BY DEED OR FORECLOSURE</b>	
Beaches and Boardwalks		<b>ISSUED AND OUTSTANDING</b>		Balance January 1, 1982	5,735.00
Parks, Playgrounds, Shade Trees	4,600.00	School		Transfers From Taxes or Liens	
Land Reclamation & Conservation	50.00	Self-Liquidating		Sale for Cash (1982)	
Other Recreational Services		Other	281,500.00	Cancelled, Abated or Adjusted (1982)	
<b>EDUCATION (excluding schools)</b>		Total	281,500.00	Balance December 31, 1982	5,735.00
Libraries	3,380.00	<b>EQUALIZED VALUATION BASIS</b>		<b>CURRENT FINANCES DECEMBER 31, 1982</b>	
Other Educational Services		<b>FOR NET DEBT COMPUTATION</b>	71,693,718	<b>ASSETS</b>	
<b>STATUTORY EXPENDITURES</b>		<b>REAL PROPERTY VALUATIONS</b>		Cash Dec. 31, 1982	424,567.94
Pensions & F. I. C. A.	55,122.56	Code Class # of Parcels % VAL'N		Taxes Receivable	41,765.65
Employee Fringe Benefits	25,032.00	1 Vacant Land 75 1.06	438,675.00	Tax Title Liens	656.94
Other Statutory Expenditures	2,500.00	2 Residential 1546 79.38	32,773,120.00	Foreclosed Property	5,735.00
<b>CETA And Other Public Employment Programs</b>		3 Farm		Emergencies & Other Deferred Charges	133.09
<b>MUNICIPAL FUNCTIONS</b>		4a Commercial 92 15.52	6,405,850.00	State and Federal Aid Receivable	12,805.27
<b>CAPITAL IMPROVEMENTS</b>		4b Industrial 5 .62	256,350.00	Other Receivables	33,206.82
<b>DEBT SERVICE</b>		4c Apartments 9 3.42	1,411,700.00	Total	518,870.71
Principal Payments	90,000.00	Total	41,285,695.00	<b>LIABILITIES, RESERVES, AND SURPLUS</b>	
Interest Payments	31,764.40	Land Area .90 Sq. Miles		Cash Liabilities	70,883.69
<b>DEFERRED CHARGES</b>		Net Valuation Taxable-Municipal	41,725,405	Reserves for Receivables	81,364.41
SCHOOL, COUNTY, SPECIAL DISTRICT TAXES	1,777,068.52	Net Valuation Taxable-County	72,154,291	Surplus Dec. 31, 1982	366,622.61
RESERVE FOR UNCOLLECTED TAXES	151,552.00	State Equalized Valuation	78,044,436	Total	518,870.71
EXPENDITURES TOTAL	2,876,919.16	State Equalization Ratio	53.20		

\*Includes County Health Service Taxes or County Vocational School Taxes. See Table 13.

0323

Population 1980 10,818  
 Population 1982 10,763  
 S & P Rating  
 Moody Rating BAA1

General Tax Rate Per \$100.

3.82

State Equalized Tax Rate

2.75

## MOUNT HOLLY TWP. - BURLINGTON CO.

## Form of Government:

## Council-Manager Plan A (OMCL 50)

## Number of Members on Governing Body - 5

## PER CAPITA:

Gross Debt 112.33  
 Net Debt 61.58  
 Debt Service 7.50  
 Total Tax Levy 411.00  
 Municipal Expenditures 239.13

## PER CENT:

Gross Debt .87  
 Net Debt .48  
 Tax Levy Collected 94.31  
 Tax Levy Cancelled, Abated or Adjusted .32

EXPENDITURES		REVENUES-REALIZED		1982 PROPERTY TAX	
GENERAL GOVERNMENT		1982 Property Taxes Collected		STATE EQUALIZED TAX RATE	
Governing Body & Public Boards			4,141,228.16	Local District School Taxes	.93
Municipal Clerk		1982 Payments in Lieu of Taxes		Regional & Consolidated School Tax	.69
Financial Administration	85,999.06	Delinquent Tax & Lien Collections	176,508.38	School Taxes in Municipal Budget	
Assessment of Taxes	20,470.00	Business Personalty Replacement Taxes	157,668.24	County Taxes	.56
Collection of Taxes	228.00	Taxes from Public Utilities	691,208.00	County Library Taxes	.03
Planning, Housing & Development	6,045.00	Other Miscellaneous Tax Revenues		Local Municipal Purpose Taxes	.54
Human Resources		State Aid Revenues	216,916.55	Veteran & Senior Citizen Taxes	
Elections	12,825.00	Federal Aid Revenues		Total Taxes for Rate Computation	2.75
General Administration (other)	227,619.58	State and Local Fiscal Assistance Act Utilized	119,500.00	Special District Taxes	
JUDICIARY		Sale of Acquired Property		Bank Corp. Taxes	36,755.61
Municipal Courts	44,730.00	Other Miscellaneous Revenues	289,294.09	Added and Omitted Taxes	5,781.86
PUBLIC SAFETY		Total	5,792,323.42	Total Taxes Levied - ABSTRACT	4,423,563.34
Fire Protection	99,645.00	Prior Years Surplus Appropriated	230,000.00	Total Taxes Billed	4,390,972.82
Police Protection	698,101.00	REVENUES TOTAL	6,022,323.42	1982 TAXES COLLECTED	4,141,228.16
Civil Defense & Disaster Control		Reserve For Uncollected Taxes	294,915.84	1982 Taxes Cancelled, Abated or Adjusted	14,267.35
Environmental Inspection & Control	55,745.00	CAPITAL OUTLAY TOTAL	92,784.92	Transfer to Tax Title Liens or Foreclosed	44,970.66
Other Public Safety				Balance Outstanding Dec. 31, 1982	150,506.65
PUBLIC WORKS				PRIOR YEARS TAXES OUTSTANDING	
Streets and Drainage	313,387.00	Public Enterprises		Balance January 1, 1982	174,431.03
Sewers and Sewage Processing		Recreation—Culture		Collected in 1982	143,169.52
Garbage and Trash Disposal	114,790.00	Public Works	87,862.82	Cancelled, Abated or Adjusted 1982	11,070.00
Public Buildings and Grounds	101,549.00	Buildings and Grounds	4,922.10	Transfers to Tax Title Liens or Foreclosed	17,362.10
Other Public Works		Library and Education		Balance December 31, 1982	2,829.41
HEALTH and WELFARE		Conservation		TAX TITLE LIENS OUTSTANDING	
Health Services Except Environmental	15,393.93	All Other		Balance January 1, 1982	82,843.46
Welfare-Public Assistance	23,270.00	CAPITAL DEBT AUTHORIZED, DECEMBER 31, 1982		Transfer From Taxes	64,552.71
Hospitals, Clinics, First Aid		ISSUED AND UNISSUED		Redeemed in 1982	33,338.86
Animal, Insect, & Rodent Control		GROSS DEBT		Cancelled, Abated or Adjusted (1982)	
Other Welfare Services		School	546,193	Transfers to Foreclosed Property	1,990.99
RECREATION and CONSERVATION		Self-liquidating		Balance December 31, 1982	112,066.32
Beaches and Boardwalks		Other	662,836	PROPERTY ACQUIRED BY DEED OR FORECLOSURE	
Parks, Playgrounds, Shade Trees	41,550.00	Total	1,209,029	Balance January 1, 1982	118,664.01
Land Reclamation & Conservation		ISSUED AND OUTSTANDING		Transfers From Taxes or Liens	1,990.99
Other Recreational Services	62,611.00	School	546,193.32	Sale for Cash (1982)	
EDUCATION (excluding schools)		Self-Liquidating		Cancelled, Abated or Adjusted (1982)	14,300.00
Libraries	28,700.00	Other	617,288.00	Balance December 31, 1982	106,355.00
Other Educational Services		Total	1,163,481.32	CURRENT FINANCES DECEMBER 31, 1982	
STATUTORY EXPENDITURES		EQUALIZED VALUATION BASIS		ASSETS	
Pensions & F. I. C. A.	169,583.00	FOR NET DEBT COMPUTATION	138,343,313	Cash Dec. 31, 1982	675,111.85
Employee Fringe Benefits	51,945.90	REAL PROPERTY VALUATIONS		Taxes Receivable	193,336.06
Other Statutory Expenditures	11,097.00	Code Class # of Parcels % VAL'N		Tax Title Liens	112,066.32
CETA And Other Public Employment Programs		1 Vacant Land 186 1.74	1,896,610.00	Foreclosed Property	106,355.00
MUNICIPAL FUNCTIONS TOTAL	2,185,284.47	2 Residential 3145 79.77	87,021,050.00	Emergencies & Other Deferred Charges	17,672.59
CAPITAL IMPROVEMENTS *MEMO*	15,000.00	3 Farm 11 .17	150,040.00	State and Federal Aid Receivable	
DEBT SERVICE		4a Commercial 212 14.32	15,625,550.00	Other Receivables	52,950.05
Principal Payments	49,920.00	4b Industrial 16 2.75	3,001,780.00	Total	1,157,491.87
Interest Payments	30,830.50	4c Apartments 10 1.24	1,350,300.00	LIABILITIES, RESERVES, AND SURPLUS	
DEFERRED CHARGES	12,786.16	Total 3580	109,085,330.00	Cash Liabilities	154,380.14
SCHOOL, COUNTY, SPECIAL DISTRICT TAXES	3,518,525.87	Land Area 2.91 Sq. Miles		Reserves for Receivables	432,707.43
RESERVE FOR UNCOLLECTED TAXES	294,915.84	Net Valuation Taxable-Municipal	114,637,205	Surplus Dec. 31, 1982	570,404.30
EXPENDITURES TOTAL	6,092,262.84	Net Valuation Taxable-County	147,313,568	Total	1,157,491.87
		State Equalized Valuation	157,328,866		
		State Equalization Ratio	71.88		



0324

Population 1980 **17,614**  
 Population 1982 **19,633**  
 S & P Rating  
 Moody Rating **A**

General Tax Rate Per \$100.

**3.16**

State Equalized Tax Rate

**2.25****MOUNT LAUREL TWP. – BURLINGTON CO.****Form of Government:****Council-Manager Plan E (OMCL 50)****Number of Members on Governing Body – 5****PER CAPITA:**

Gross Debt **500.81**  
 Net Debt **228.09**  
 Debt Service **49.74**  
 Total Tax Levy **655.86**  
 Municipal Expenditures **263.11**

**PER CENT:**

Gross Debt **2.02**  
 Net Debt **.92**  
 Tax Levy Collected **95.40**  
 Tax Levy Cancelled, Abated or Adjusted **1.96**

EXPENDITURES		REVENUES-REALIZED		1982 PROPERTY TAX	
<b>GENERAL GOVERNMENT</b>				<b>STATE EQUALIZED TAX RATE</b> →	
Governing Body & Public Boards	16,871.00	1982 Property Taxes Collected	12,274,789.44	Local District School Taxes .93	5,143,513.00
Municipal Clerk	61,755.00	1982 Payments in Lieu of Taxes		Regional & Consolidated School Tax .53	2,969,063.43
Financial Administration	100,567.00	Delinquent Tax & Lien Collections	363,568.76	School Taxes in Municipal Budget	
Assessment of Taxes	152,977.00	Business Personalty Replacement Taxes	153,215.92	County Taxes .56	3,135,740.01
Collection of Taxes	29,039.00	Taxes from Public Utilities	1,079,243.00	County Library Taxes	
Planning, Housing & Development	49,926.00	Other Miscellaneous Tax Revenues		Local Municipal Purpose Taxes .22	1,224,600.00
Human Resources		State Aid Revenues	100,460.58	Veteran & Senior Citizen Taxes	103,300.00
Elections		Federal Aid Revenues		Total Taxes for Rate Computation 2.24	12,576,216.44
General Administration (other)	299,488.00	State and Local Fiscal Assistance Act Utilized	178,208.67	Special District Taxes	
<b>JUDICIARY</b>		Sale of Acquired Property	30,000.00	Bank Corp. Taxes	15,058.41
Municipal Courts	57,251.00	Other Miscellaneous Revenues	1,150,434.95	Added and Omitted Taxes	391,772.43
<b>PUBLIC SAFETY</b>		Total	15,329,921.32	Total Taxes Levied - ABSTRACT	12,879,747.28
Fire Protection	189,510.00	Prior Years Surplus Appropriated	1,304,025.41	Total Taxes Billed	12,866,099.73
Police Protection	923,074.00	REVENUES TOTAL	16,633,946.73	1982 TAXES COLLECTED	12,274,789.44
Civil Defense & Disaster Control	400.00	Reserve For Uncollected Taxes	609,955.25	1982 Taxes Cancelled, Abated or Adjusted	252,516.45
Environmental Inspection & Control	71,166.00			Transfer to Tax Title Liens or Foreclosed	25,471.69
Other Public Safety		<b>CAPITAL OUTLAY TOTAL</b>	<b>473,115.26</b>	Balance Outstanding Dec. 31, 1982	313,322.15
<b>PUBLIC WORKS</b>				<b>PRIOR YEARS TAXES OUTSTANDING</b>	
Streets and Drainage	558,397.00	Public Enterprises		Balance January 1, 1982	425,847.56
Sewers and Sewage Processing		Recreation—Culture	11,855.75	Collected in 1982	323,007.07
Garbage and Trash Disposal	369,125.00	Public Works	364,482.88	Cancelled, Abated or Adjusted 1982	916.54
Public Buildings and Grounds	75,878.00	Buildings and Grounds	56,776.63	Transfers to Tax Title Liens or Foreclosed	12,858.89
Other Public Works		Library and Education		Balance December 31, 1982	89,065.06
<b>HEALTH and WELFARE</b>		Conservation		<b>TAX TITLE LIENS OUTSTANDING</b>	
Health Services Except Environmental	1,591.00	All Other		Balance January 1, 1982	45,345.42
Welfare-Public Assistance	6,382.00	<b>CAPITAL DEBT AUTHORIZED, DECEMBER 31, 1982</b>		Transfer From Taxes	40,404.46
Hospitals, Clinics, First Aid		ISSUED AND UNISSUED GROSS DEBT		Redeemed in 1982	40,561.69
Animal, Insect, & Rodent Control		School	5,355,780	Cancelled, Abated or Adjusted (1982)	93.36
Other Welfare Services		Self-liquidating		Transfers to Foreclosed Property	
<b>RECREATION and CONSERVATION</b>		Other	4,479,171	Balance December 31, 1982	45,094.83
Beaches and Boardwalks		Total	9,834,951	<b>PROPERTY ACQUIRED BY DEED OR FORECLOSURE</b>	
Parks, Playgrounds, Shade Trees	83,858.00	ISSUED AND OUTSTANDING		Balance January 1, 1982	2,257,100.00
Land Reclamation & Conservation	4,000.00	School	5,242,372.01	Transfers From Taxes or Liens	
Other Recreational Services	3,000.00	Self-Liquidating		Sale for Cash (1982)	32,300.00
<b>EDUCATION (excluding schools)</b>		Other	4,354,582.50	Cancelled, Abated or Adjusted (1982)	
Libraries	131,450.00	Total	9,596,954.51	Balance December 31, 1982	2,224,800.00
Other Educational Services		<b>EQUALIZED VALUATION BASIS FOR NET DEBT COMPUTATION</b>	<b>487,811.866</b>	<b>CURRENT FINANCES DECEMBER 31, 1982</b>	
<b>STATUTORY EXPENDITURES</b>		<b>REAL PROPERTY VALUATIONS</b>		<b>ASSETS</b>	
Pensions & F. I. C. A.	260,826.73	Code Class # of Parcels % VAL'N	ASSESSED VALUATION	Cash Dec. 31, 1982	5,916,261.20
Employee Fringe Benefits	99,202.00	1 Vacant Land 1880 4.96	19,352,100.00	Taxes Receivable	402,387.21
Other Statutory Expenditures	10,000.00	2 Residential 5214 64.83	253,536,605.00	Tax Title Liens	45,094.83
CETA and Other Public Employment Programs		3 Farm 294 2.59	10,107,280.00	Foreclosed Property	2,224,800.00
<b>MUNICIPAL FUNCTIONS TOTAL</b>	<b>3,555,733.73</b>	4a Commercial 131 13.93	54,488,100.00	Emergencies & Other Deferred Charges	119,001.16
<b>CAPITAL IMPROVEMENTS *MEMO*</b>	<b>65,000.00</b>	4b Industrial 50 11.78	46,079,900.00	State and Federal Aid Receivable	1,683.08
<b>DEBT SERVICE</b>		4c Apartments 4 1.91	7,470,300.00	Other Receivables	178,781.28
Principal Payments	658,528.00	Total 7573	391,074,285.00	Total	8,888,008.76
Interest Payments	318,198.00	Land Area 22.15 Sq. Miles		<b>LIABILITIES, RESERVES, AND SURPLUS</b>	
<b>DEFERRED CHARGES</b>	<b>24,500.00</b>	Net Valuation Taxable-Municipal	355,056,639	Cash Liabilities	4,369,062.83
<b>SCHOOL, COUNTY, SPECIAL DISTRICT TAXES</b>	<b>11,248,316.44</b>	Net Valuation Taxable-County	522,950,687	Reserves for Receivables	2,851,063.32
<b>RESERVE FOR UNCOLLECTED TAXES</b>	<b>609,955.25</b>	State Equalized Valuation	554,016,510	Surplus Dec. 31, 1982	1,667,882.61
<b>EXPENDITURES TOTAL</b>	<b>16,415,231.42</b>	State Equalization Ratio	71.10	Total	8,888,008.76

Population 1980 **18,748**  
 Population 1982 **18,819**  
 S & P Rating  
 Moody Rating **A**

General Tax Rate Per \$100.

2.21  
 State Equalized Tax Rate  
 2.16

**MOUNT OLIVE TOWNSHIP – MORRIS CO.****Form of Government:****Mayor–Council Plan E (OMCL 50)****Number of Members on Governing Body – 5****PER CAPITA:**

Gross Debt **1,231.78**  
 Net Debt **323.61**  
 Debt Service **13.89**  
 Total Tax Levy **607.47**  
 Municipal Expenditures **216.94**

**PER CENT:**

Gross Debt **5.38**  
 Net Debt **1.41**  
 Tax Levy Collected **90.72**  
 Tax Levy Cancelled, Abated or Adjusted **4.65**

EXPENDITURES		REVENUES-REALIZED		1982 PROPERTY TAX	
<b>GENERAL GOVERNMENT</b>				<b>STATE EQUALIZED TAX RATE</b> <span style="float:right">↓</span>	
Governing Body & Public Boards	35,030.00	1982 Property Taxes Collected	10,378,204.73	Local District School Taxes <b>1.48</b>	7,367,298.00
Municipal Clerk	28,029.00	1982 Payments in Lieu of Taxes		Regional & Consolidated School Tax	
Financial Administration	53,731.00	Delinquent Tax & Lien Collections	457,521.15	School Taxes in Municipal Budget	
Assessment of Taxes	45,516.00	Business Personalty Replacement Taxes	89,289.72	County Taxes <b>.34</b>	1,672,850.49
Collection of Taxes	32,627.00	Taxes from Public Utilities	1,114,387.00	County Library Taxes <b>.01</b>	63,207.13
Planning, Housing & Development	72,279.00	Other Miscellaneous Tax Revenues		Local Municipal Purpose Taxes <b>.34</b>	1,678,486.19
Human Resources		State Aid Revenues	178,075.26	Veteran & Senior Citizen Taxes	77,700.00
Elections	9,080.00	Federal Aid Revenues	4,800.00	Total Taxes for Rate Computation <b>2.17</b>	10,859,541.81
General Administration (other)	414,001.63	State and Local Fiscal Assistance Act Utilized	110,623.72	Special District Taxes	606,377.70
<b>JUDICIARY</b>		Sale of Acquired Property		Bank Corp. Taxes	9,427.33
Municipal Courts	66,133.00	Other Miscellaneous Revenues	465,504.34	Added and Omitted Taxes	34,364.90
<b>PUBLIC SAFETY</b>		Total	12,758,405.92	Total Taxes Levied - ABSTRACT	11,432,011.74
Fire Protection	56,570.00	Prior Years Surplus Appropriated	500,000.00	Total Taxes Billed	11,439,723.55
Police Protection	926,439.00	REVENUES TOTAL	13,298,405.92	1982 TAXES COLLECTED	10,378,204.73
Civil Defense & Disaster Control	6,905.00	Reserve For Uncollected Taxes	681,598.45	1982 Taxes Cancelled, Abated or Adjusted	531,585.02
Environmental Inspection & Control	58,337.00	CAPITAL OUTLAY TOTAL	244,176.91	Transfer to Tax Title Liens or Foreclosed	97,454.58
Other Public Safety		Public Enterprises	8,618.74	Balance Outstanding Dec. 31, 1982	432,479.22
<b>PUBLIC WORKS</b>		Recreation—Culture		<b>PRIOR YEARS TAXES OUTSTANDING</b>	
Streets and Drainage	440,222.19	Public Works	218,505.87	Balance January 1, 1982	410,164.90
Sewers and Sewage Processing		Buildings and Grounds	17,052.30	Collected in 1982	379,804.00
Garbage and Trash Disposal		Library and Education		Cancelled, Abated or Adjusted 1982	379.39
Public Buildings and Grounds	106,517.00	Conservation		Transfers to Tax Title Liens or Foreclosed	11,077.59
Other Public Works	13,936.00	All Other		Balance December 31, 1982	18,903.92
<b>HEALTH and WELFARE</b>		CAPITAL DEBT AUTHORIZED, DECEMBER 31, 1982		<b>TAX TITLE LIENS OUTSTANDING</b>	
Health Services Except Environmental	54,541.85	ISSUED AND UNISSUED		Balance January 1, 1982	307,105.28
Welfare-Public Assistance	7,977.00	School	17,077,560	Transfer From Taxes	109,924.09
Hospitals, Clinics, First Aid		Self-liquidating	2,678,000	Redeemed in 1982	77,717.15
Animal, Insect, & Rodent Control	7,000.00	Other	3,425,290	Cancelled, Abated or Adjusted (1982)	
Other Welfare Services		Total	23,180,850	Transfers to Foreclosed Property	
<b>RECREATION and CONSERVATION</b>		ISSUED AND OUTSTANDING		Balance December 31, 1982	339,312.22
Beaches and Boardwalks		School	17,077,560.00	<b>PROPERTY ACQUIRED BY DEED OR FORECLOSURE</b>	
Parks, Playgrounds, Shade Trees		Self-Liquidating	2,678,000.00	Balance January 1, 1982	489,295.00
Land Reclamation & Conservation	390.00	Other	412,490.00	Transfers From Taxes or Liens	
Other Recreational Services	45,478.00	Total	20,168,050.00	Sale for Cash (1982)	
<b>EDUCATION (excluding schools)</b>		EQUALIZED VALUATION BASIS		Cancelled, Abated or Adjusted (1982)	
Libraries	6,000.00	FOR NET DEBT COMPUTATION	430,777,283	Balance December 31, 1982	489,295.00
Other Educational Services		<b>REAL PROPERTY VALUATIONS</b>		<b>CURRENT FINANCES DECEMBER 31, 1982</b>	
<b>STATUTORY EXPENDITURES</b>		Code Class # of Parcels % VAL'N	ASSESSED VALUATION	<b>ASSETS</b>	
Pensions & F. I. C. A.	236,016.62	1 Vacant Land 1010 8.85	42,872,600.00	Cash Dec. 31, 1982	804,951.63
Employee Fringe Benefits	96,154.00	2 Residential 4060 63.46	307,466,800.00	Taxes Receivable	451,383.14
Other Statutory Expenditures	11,000.00	3 Farm 142 1.12	5,425,850.00	Tax Title Liens	339,312.22
CETA And Other Public Employment Programs		4a Commercial 148 6.24	30,255,500.00	Foreclosed Property	489,295.00
<b>MUNICIPAL FUNCTIONS</b>		4b Industrial 23 2.89	14,017,400.00	Emergencies & Other Deferred Charges	102,000.00
CAPITAL IMPROVEMENTS <b>*MEMO*</b>	155,000.00	4c Apartments 5 17.43	84,457,700.00	State and Federal Aid Receivable	32,333.06
<b>DEBT SERVICE</b>		Total 5388	484,455,850.00	Other Receivables	
Principal Payments	200,000.00	Land Area 30.06 Sq. Miles		Total	2,219,275.05
Interest Payments	61,489.74	Net Valuation Taxable-Municipal	487,999,121	<b>LIABILITIES, RESERVES, AND SURPLUS</b>	
<b>DEFERRED CHARGES</b>		Net Valuation Taxable-County	477,318,906	Cash Liabilities	473,015.42
SCHOOL, COUNTY, SPECIAL DISTRICT TAXES	9,709,733.32	State Equalized Valuation	458,948,652	Reserves for Receivables	1,279,990.36
RESERVE FOR UNCOLLECTED TAXES	681,598.45	State Equalization Ratio	97.79	Surplus Dec. 31, 1982	466,269.27
<b>EXPENDITURES TOTAL</b>	13,792,236.28			Total	2,219,275.05



1425

Population 1980 **4,153**  
 Population 1982 **4,116**  
 S & P Rating **AA**  
 Moody Rating **AA**

General Tax Rate Per \$100. **2.61**  
 State Equalized Tax Rate **2.71**

**MOUNTAIN LAKES BORO. - MORRIS CO.****Form of Government:****Council-Manager Plan E (OMCL 50)****Number of Members on Governing Body - 7****PER CAPITA:**

Gross Debt **1,079.06**  
 Net Debt **794.27**  
 Debt Service **110.08**  
 Total Tax Levy **1,206.79**  
 Municipal Expenditures **466.35**

**PER CENT:**

Gross Debt **2.66**  
 Net Debt **1.96**  
 Tax Levy Collected **95.50**  
 Tax Levy Cancelled, Abated or Adjusted **.69**

EXPENDITURES		REVENUES-REALIZED		1982 PROPERTY TAX	
<b>GENERAL GOVERNMENT</b>				<b>STATE EQUALIZED TAX RATE</b> <span style="float:right">↓</span>	
Governing Body & Public Boards		1982 Property Taxes Collected	<b>4,752,627.20</b>	Local District School Taxes <b>1.89</b>	<b>3,453,759.50</b>
Municipal Clerk		1982 Payments in Lieu of Taxes		Regional & Consolidated School Tax	
Financial Administration	<b>4,700.00</b>	Delinquent Tax & Lien Collections	<b>151,908.60</b>	School Taxes in Municipal Budget	
Assessment of Taxes	<b>6,680.00</b>	Business Personalty Replacement Taxes	<b>35,963.12</b>	County Taxes	<b>.35 647,876.92</b>
Collection of Taxes	<b>3,500.00</b>	Taxes from Public Utilities	<b>316,027.00</b>	County Library Taxes	<b>.01 24,479.78</b>
Planning, Housing & Development	<b>17,000.00</b>	Other Miscellaneous Tax Revenues		Local Municipal Purpose Taxes	<b>.45 815,993.17</b>
Human Resources	<b>50.00</b>	State Aid Revenues	<b>43,391.81</b>	Veteran & Senior Citizen Taxes	<b>15,900.00</b>
Elections		Federal Aid Revenues		Total Taxes for Rate Computation	<b>2.70 4,958,009.37</b>
General Administration (other)	<b>183,921.00</b>	State and Local Fiscal Assistance Act Utilized	<b>18,880.45</b>	Special District Taxes	
<b>JUDICIARY</b>		Sale of Acquired Property		Bank Corp. Taxes	<b>3,161.78</b>
Municipal Courts	<b>9,900.00</b>	Other Miscellaneous Revenues	<b>331,186.02</b>	Added and Omitted Taxes	<b>21,871.67</b>
<b>PUBLIC SAFETY</b>		Total	<b>5,689,984.20</b>	Total Taxes Levied - ABSTRACT	<b>4,967,142.82</b>
Fire Protection	<b>12,900.00</b>	Prior Years Surplus Appropriated	<b>333,000.00</b>	Total Taxes Billed	<b>4,976,508.87</b>
Police Protection	<b>430,005.45</b>	REVENUES TOTAL	<b>6,022,984.20</b>	1982 TAXES COLLECTED	<b>4,752,627.20</b>
Civil Defense & Disaster Control	<b>400.00</b>	Reserve For Uncollected Taxes	<b>256,738.29</b>	1982 Taxes Cancelled, Abated or Adjusted	<b>34,506.42</b>
Environmental Inspection & Control	<b>9,400.00</b>	<b>CAPITAL OUTLAY TOTAL</b>	<b>195,727.06</b>	Transfer to Tax Title Liens or Foreclosed	<b>18,865.08</b>
Other Public Safety		Public Enterprises	<b>7,579.28</b>	Balance Outstanding Dec. 31, 1982	<b>170,510.17</b>
<b>PUBLIC WORKS</b>		Recreation—Culture	<b>3,623.85</b>	<b>PRIOR YEARS TAXES OUTSTANDING</b>	
Streets and Drainage	<b>183,432.23</b>	Public Works	<b>82,177.93</b>	Balance January 1, 1982	<b>216,468.82</b>
Sewers and Sewage Processing		Buildings and Grounds	<b>102,346.00</b>	Collected in 1982	<b>184,595.10</b>
Garbage and Trash Disposal		Library and Education		Cancelled, Abated or Adjusted 1982	<b>1,077.13</b>
Public Buildings and Grounds	<b>41,400.00</b>	Conservation		Transfers to Tax Title Liens or Foreclosed	<b>30,177.62</b>
Other Public Works	<b>1,087.00</b>	All Other		Balance December 31, 1982	<b>618.97</b>
<b>HEALTH and WELFARE</b>		<b>CAPITAL DEBT AUTHORIZED, DECEMBER 31, 1982</b>		<b>TAX TITLE LIENS OUTSTANDING</b>	
Health Services Except Environmental		ISSUED AND UNISSUED		Balance January 1, 1982	<b>7,030.03</b>
Welfare-Public Assistance		School	<b>1,092,200</b>	Transfer From Taxes	<b>55,103.56</b>
Hospitals, Clinics, First Aid		Self-liquidating	<b>80,000</b>	Redeemed in 1982	<b>7,313.50</b>
Animal, Insect, & Rodent Control	<b>400.00</b>	Other	<b>3,269,212</b>	Cancelled, Abated or Adjusted (1982)	
Other Welfare Services		Total	<b>4,441,412</b>	Transfers to Foreclosed Property	
<b>RECREATION and CONSERVATION</b>		<b>ISSUED AND OUTSTANDING</b>		Balance December 31, 1982	<b>54,820.09</b>
Beaches and Boardwalks		School	<b>1,068,400.00</b>	<b>PROPERTY ACQUIRED BY DEED OR FORECLOSURE</b>	
Parks, Playgrounds, Shade Trees	<b>60,535.00</b>	Self-Liquidating	<b>80,000.00</b>	Balance January 1, 1982	<b>157,085.09</b>
Land Reclamation & Conservation	<b>625.00</b>	Other	<b>3,204,600.00</b>	Transfers From Taxes or Liens	
Other Recreational Services	<b>19,500.00</b>	Total	<b>4,353,000.00</b>	Sale for Cash (1982)	
<b>EDUCATION (excluding schools)</b>		<b>EQUALIZED VALUATION BASIS</b>		Cancelled, Abated or Adjusted (1982)	
Libraries	<b>27,400.00</b>	FOR NET DEBT COMPUTATION	<b>166,959,688</b>	Balance December 31, 1982	<b>157,085.09</b>
Other Educational Services		<b>REAL PROPERTY VALUATIONS</b>		<b>CURRENT FINANCES DECEMBER 31, 1982</b>	
<b>STATUTORY EXPENDITURES</b>		Code Class # of Parcels % VAL'N		<b>ASSETS</b>	
Pensions & F. I. C. A.	<b>107,606.00</b>	1 Vacant Land 77 2.36	<b>4,441,200.00</b>	Cash Dec. 31, 1982	<b>537,308.26</b>
Employee Fringe Benefits	<b>24,734.00</b>	2 Residential 1167 89.04	<b>167,598,000.00</b>	Taxes Receivable	<b>171,129.14</b>
Other Statutory Expenditures	<b>3,000.00</b>	3 Farm		Tax Title Liens	<b>54,820.09</b>
CETA And Other Public Employment Programs		4a Commercial 40 7.68	<b>14,457,900.00</b>	Foreclosed Property	<b>157,085.09</b>
<b>MUNICIPAL FUNCTIONS TOTAL</b>	<b>1,158,196.68</b>	4b Industrial 5 .92	<b>1,723,300.00</b>	Emergencies & Other Deferred Charges	<b>24,400.00</b>
<b>CAPITAL IMPROVEMENTS *MEMO*</b>	<b>100.00</b>	4c Apartments		State and Federal Aid Receivable	
<b>DEBT SERVICE</b>		Total	<b>188,220,400.00</b>	Other Receivables	<b>36,788.71</b>
Principal Payments	<b>284,950.00</b>	Land Area 2.90 Sq. Miles		Total	<b>981,531.29</b>
Interest Payments	<b>168,135.39</b>	Net Valuation Taxable-Municipal	<b>189,920,143</b>	<b>LIABILITIES, RESERVES, AND SURPLUS</b>	
<b>DEFERRED CHARGES</b>	<b>11,457.91</b>	Net Valuation Taxable-County	<b>184,749,388</b>	Cash Liabilities	<b>169,847.22</b>
SCHOOL, COUNTY, SPECIAL DISTRICT TAXES	<b>4,126,116.20</b>	State Equalized Valuation	<b>182,690,675</b>	Reserves for Receivables	<b>419,823.03</b>
RESERVE FOR UNCOLLECTED TAXES	<b>256,738.29</b>	State Equalization Ratio	<b>104.00</b>	Surplus Dec. 31, 1982	<b>391,861.04</b>
<b>EXPENDITURES TOTAL</b>	<b>6,045,594.47</b>			Total	<b>981,531.29</b>

2010

Population 1980 **7,118**  
 Population 1982 **7,129**  
 S & P Rating  
 Moody Rating **A1**

General Tax Rate Per \$100. **4.05**  
 State Equalized Tax Rate **2.02**

**MOUNTAINSIDE BOROUGH - UNION CO.****Form of Government:****Borough Council****Number of Members on Governing Body - 6**

PER CAPITA:

Gross Debt **510.87**  
 Net Debt **343.34**  
 Debt Service **40.51**  
 Total Tax Levy **993.19**  
 Municipal Expenditures **413.47**

PER CENT:

Gross Debt **1.13**  
 Net Debt **.76**  
 Tax Levy Collected **98.22**  
 Tax Levy Cancelled, Abated or Adjusted **.26**

EXPENDITURES		REVENUES-REALIZED		1982 PROPERTY TAX	
GENERAL GOVERNMENT				STATE EQUALIZED TAX RATE	
Governing Body & Public Boards		1982 Property Taxes Collected	6,944,915.11	Local District Schaal Taxes	.58
Municipal Clerk		1982 Payments in Lieu of Taxes		Regional & Consolidated Schaal Tax	.62
Financial Administration	40,555.00	Delinquent Tax & Lien Collections	102,554.05	Schaal Taxes in Municipal Budget	
Assessment of Taxes	137,775.00	Business Personalty Replacement Taxes	253,330.64	County Taxes	.50
Collection of Taxes		Taxes from Public Utilities	620,260.00	County Library Taxes	
Planning, Housing & Development	12,723.00	Other Miscellaneous Tax Revenues		Local Municipal Purpose Taxes	.31
Human Resources		State Aid Revenues	50,459.50	Veteran & Senior Citizen Taxes	
Elections	2,003.35	Federal Aid Revenues		Total Taxes for Rate Computation	2.01
General Administration (other)	317,014.17	State and Local Fiscal Assistance Act Utilized	34,041.10	Special District Taxes	
JUDICIARY		Sale of Acquired Property		Bank Corp. Taxes	9,531.21
Municipal Courts	24,787.00	Other Miscellaneous Revenues	459,549.60	Added and Omitted Taxes	32,964.97
PUBLIC SAFETY		Total	8,465,510.00	Total Taxes Levied - ABSTRACT	7,080,439.08
Fire Protection	146,538.63	Prior Years Surplus Appropriated	800,000.00	Total Taxes Billed	7,070,907.87
Police Protection	672,657.00	REVENUES TOTAL	9,265,510.00	1982 TAXES COLLECTED	6,944,915.11
Civil Defense & Disaster Control	150.00	Reserve For Uncollected Taxes	421,000.00	1982 Taxes Cancelled, Abated or Adjusted	18,510.36
Environmental Inspection & Control	55,473.96			Transfer to Tax Title Liens or Foreclosed	1,123.65
Other Public Safety		CAPITAL OUTLAY TOTAL	151,624.78	Balance Outstanding Dec. 31, 1982	106,358.75
PUBLIC WORKS				PRIOR YEARS TAXES OUTSTANDING	
Streets and Drainage	176,480.00	Public Enterprises		Balance January 1, 1982	103,614.29
Sewers and Sewage Processing	158,804.66	Recreation—Culture	6,423.72	Collected in 1982	102,954.05
Garbage and Trash Disposal		Public Works	28,653.87	Cancelled, Abated or Adjusted 1982	
Public Buildings and Grounds	42,295.00	Buildings and Grounds	156,547.19	Transfers to Tax Title Liens or Foreclosed	660.24
Other Public Works		Library and Education		Balance December 31, 1982	
HEALTH and WELFARE		Conservation		TAX TITLE LIENS OUTSTANDING	
Health Services Except Environmental	30,766.57	All Other		Balance January 1, 1982	
Welfare-Public Assistance	3,314.96			Transfer From Taxes	1,868.86
Hospitals, Clinics, First Aid		CAPITAL DEBT AUTHORIZED, DECEMBER 31, 1982		Redeemed in 1982	
Animal, Insect, & Rodent Control	3,300.00	ISSUED AND UNISSUED		Cancelled, Abated or Adjusted (1982)	
Other Welfare Services		School	1,174,368	Transfers to Foreclosed Property	
RECREATION and CONSERVATION		Self-Liquidating	20,000	Balance December 31, 1982	1,868.86
Beaches and Boardwalks		Other	2,447,650	PROPERTY ACQUIRED BY DEED OR	
Parks, Playgrounds, Shade Trees	8,950.00	Total	3,642,018	FORECLOSURE	
Land Reclamation & Conservation				Balance January 1, 1982	3,875.00
Other Recreational Services	36,679.00	ISSUED AND OUTSTANDING		Transfers From Taxes or Liens	
EDUCATION (excluding schools)		School	1,174,368.18	Sale for Cash (1982)	
Libraries	150,033.28	Self-Liquidating	20,000.00	Cancelled, Abated or Adjusted (1982)	
Other Educational Services		Other	1,941,000.00	Balance December 31, 1982	3,875.00
Other Educational Services		Total	3,135,368.18	CURRENT FINANCES DECEMBER 31, 1982	
STATUTORY EXPENDITURES		EQUALIZED VALUATION BASIS		ASSETS	
Pensions & F. I. C. A.	120,388.66	FOR NET DEBT COMPUTATION	322,906,722	Cash Dec. 31, 1982	1,864,519.01
Employee Fringe Benefits	45,525.00	REAL PROPERTY VALUATIONS		Taxes Receivable	106,358.75
Other Statutory Expenditures	7,072.00	Code Class # of Parcels % VAL'N		Tax Title Liens	1,868.86
CETA And Other Public Employment Programs		1 Vacant Land 116 1.77	3,060,100.00	Foreclosed Property	3,875.00
MUNICIPAL FUNCTIONS TOTAL	2,233,286.24	2 Residential 2341 72.25	125,033,300.00	Emergencies & Other Deferred Charges	102,743.82
CAPITAL IMPROVEMENTS *MEMO*	10,000.00	3 Farm		State and Federal Aid Receivable	
DEBT SERVICE		4a Commercial 76 12.22	21,149,200.00	Other Receivables	37,040.64
Principal Payments	125,000.00	4b Industrial 58 13.76	23,814,300.00	Total	2,116,406.08
Interest Payments	163,766.50	4c Apartments		LIABILITIES, RESERVES, AND SURPLUS	
		Total 2591	173,056,900.00	Cash Liabilities	751,005.83
DEFERRED CHARGES	4,567.18	Land Area 4.10 Sq. Miles		Reserves for Receivables	149,143.25
SCHOOL, COUNTY, SPECIAL DISTRICT TAXES	5,956,187.88	Net Valuation Taxable-Municipal	173,870,300	Surplus Dec. 31, 1982	1,216,257.00
RESERVE FOR UNCOLLECTED TAXES	421,000.00	Net Valuation Taxable-County	338,017,200	Total	2,116,406.08
EXPENDITURES TOTAL	8,903,807.80	State Equalized Valuation	347,481,870		
		State Equalization Ratio	49.92		



0117

Population 1980 5,243  
 Population 1982 5,325  
 S & P Rating  
 Moody Rating

General Tax Rate Per \$100.  
 4.06  
 State Equalized Tax Rate  
 2.14

## MULLICA TOWNSHIP - ATLANTIC COUNTY

## Form of Government:

## Township Committee

## Number of Members on Governing Body - 5

## PER CAPITA:

Gross Debt 543.28  
 Net Debt 39.46  
 Debt Service 7.28  
 Total Tax Levy 430.99  
 Municipal Expenditures 278.99

## PER CENT:

Gross Debt 2.98  
 Net Debt .22  
 Tax Levy Collected 84.32  
 Tax Levy Cancelled, Abated  
 or Adjusted .05

EXPENDITURES		REVENUES-REALIZED		1982 PROPERTY TAX	
GENERAL GOVERNMENT				STATE EQUALIZED TAX RATE →	
Governing Body & Public Boards		1982 Property Taxes Collected	1,937,191.93	Local District School Taxes .69	732,129.50
Municipal Clerk		1982 Payments in Lieu of Taxes		Regional & Consolidated School Tax .67	709,701.91
Financial Administration	16,487.00	Delinquent Tax & Lien Collections	441,844.75	School Taxes in Municipal Budget	
Assessment of Taxes	166,000.44	Business Personalty Replacement Taxes	33,505.40	County Taxes .41	* 442,481.37
Collection of Taxes	26,195.29	Taxes from Public Utilities	274,031.00	County Library Taxes .03	26,682.46
Planning, Housing & Development	8,316.10	Other Miscellaneous Tax Revenues		Local Municipal Purpose Taxes .34	365,012.65
Human Resources		State Aid Revenues	52,915.09	Veteran & Senior Citizen Taxes	50,300.00
Elections		Federal Aid Revenues	739.50	Total Taxes for Rate Computation 2.14	2,326,307.89
General Administration (other)	128,073.93	State and Local Fiscal Assistance Act Utilized	33,758.00	Special District Taxes	
JUDICIARY		Sale of Acquired Property	9,150.00	Bank Corp. Taxes	
Municipal Courts	27,353.03	Other Miscellaneous Revenues	177,337.79	Added and Omitted Taxes	18,989.71
PUBLIC SAFETY		Total	2,560,473.46	Total Taxes Levied - ABSTRACT	2,294,997.60
Fire Protection	51,000.00	Prior Years Surplus Appropriated	250,000.00	Total Taxes Billed	2,297,542.61
Police Protection	217,853.83	REVENUES TOTAL	3,210,473.46	1982 TAXES COLLECTED	1,937,191.93
Civil Defense & Disaster Control	1,319.89	Reserve For Uncollected Taxes	414,015.83	1982 Taxes Cancelled, Abated or Adjusted	1,242.36
Environmental Inspection & Control	25.00	CAPITAL OUTLAY TOTAL	82,317.22	Transfer to Tax Title Liens or Foreclosed	69,256.63
Other Public Safety		Public Enterprises		Balance Outstanding Dec. 31, 1982	289,851.69
PUBLIC WORKS		Recreation—Culture		PRIOR YEARS TAXES OUTSTANDING	
Streets and Drainage	153,960.00	Public Works	42,698.72	Balance January 1, 1982	340,815.14
Sewers and Sewage Processing		Buildings and Grounds	39,618.50	Collected in 1982	317,481.54
Garbage and Trash Disposal	3,250.00	Library and Education		Cancelled, Abated or Adjusted 1982	200.00
Public Buildings and Grounds	25,283.06	Conservation		Transfers to Tax Title Liens or Foreclosed	14,490.11
Other Public Works	63,056.81	All Other		Balance December 31, 1982	8,643.49
HEALTH and WELFARE		CAPITAL DEBT AUTHORIZED, DECEMBER 31, 1982		TAX TITLE LIENS OUTSTANDING	
Health Services Except Environmental	500.00	ISSUED AND UNISSUED		Balance January 1, 1982	129,885.67
Welfare-Public Assistance	3,896.04	School	2,682,880	Transfer From Taxes	86,411.88
Hospitals, Clinics, First Aid		Self-liquidating		Redeemed in 1982	124,363.21
Animal, Insect, & Rodent Control	4,497.92	Other	210,100	Cancelled, Abated or Adjusted (1982)	
Other Welfare Services		Total	2,892,980	Transfers to Foreclosed Property	24,144.58
RECREATION and CONSERVATION		ISSUED AND OUTSTANDING		Balance December 31, 1982	67,789.76
Beaches and Boardwalks		School	2,682,880.43	PROPERTY ACQUIRED BY DEED OR	
Parks, Playgrounds, Shade Trees		Self-Liquidating		FORECLOSURE	
Land Reclamation & Conservation	21,585.50	Other	52,600.00	Balance January 1, 1982	199,444.42
Other Recreational Services	4,245.05	Total	2,735,480.43	Transfers From Taxes or Liens	24,144.58
EDUCATION (excluding schools)		EQUALIZED VALUATION BASIS		Sale for Cash (1982)	9,150.00
Libraries		FOR NET DEBT COMPUTATION	57,004,747	Cancelled, Abated or Adjusted (1982)	
Other Educational Services	954.31	REAL PROPERTY VALUATIONS		Balance December 31, 1982	214,439.00
STATUTORY EXPENDITURES		Code Class # of Parcels % VAL'N	ASSESSED VALUATION	CURRENT FINANCES DECEMBER 31, 1982	
Pensions & F. I. C. A.	34,580.09	1 Vacant Land 2878 21.47	11,870,650.00	ASSETS	
Employee Fringe Benefits	18,130.68	2 Residential 1683 68.24	37,733,850.00	Cash Dec. 31, 1982	914,310.36
Other Statutory Expenditures	4,054.24	3 Farm 79 2.57	1,420,050.00	Taxes Receivable	258,495.18
CETA And Other Public Employment Programs		4a Commercial 86 6.89	3,809,200.00	Tax Title Liens	67,789.76
MUNICIPAL FUNCTIONS TOTAL	980,618.21	4b Industrial 3 .83	459,500.00	Foreclosed Property	214,439.00
CAPITAL IMPROVEMENTS *MEMO*	26,500.00	4c Apartments		Emergencies & Other Deferred Charges	179,639.31
DEBT SERVICE		Total	55,293,250.00	State and Federal Aid Receivable	2,828.35
Principal Payments	31,150.00	Land Area 56.50 Sq. Miles		Other Receivables	817.54
Interest Payments	7,604.03	Net Valuation Taxable-Municipal	56,122,040	Total	1,678,319.50
DEFERRED CHARGES	52,249.59	Net Valuation Taxable-County	100,238,620	LIABILITIES, RESERVES, AND SURPLUS	
SCHOOL, COUNTY, SPECIAL DISTRICT TAXES	1,510,995.24	State Equalized Valuation	105,949,037	Cash Liabilities	642,648.55
RESERVE FOR UNCOLLECTED TAXES	414,015.83	State Equalization Ratio	52.60	Reserves for Receivables	581,541.48
EXPENDITURES TOTAL	3,356,632.90			Surplus Dec. 31, 1982	454,129.47
				Total	1,678,319.50

\*Includes County Health Service Taxes or County Vocational School Taxes. See Table 13.

0812

Population 1980 3,552  
 Population 1982 3,540  
 S & P Rating  
 Moody Rating

General Tax Rate Per \$100. 3.77  
 State Equalized Tax Rate 2.72

## NATIONAL PARK BORO. - GLOUCESTER CO.

Form of Government:

Borough Council

Number of Members on Governing Body - 6

PER CAPITA

Gross Debt 287.06  
 Net Debt 43.28  
 Debt Service 11.38  
 Total Tax Levy 305.89  
 Municipal Expenditures 234.58

PER CENT:

Gross Debt 2.84  
 Net Debt .43  
 Tax Levy Collected 91.60  
 Tax Levy Cancelled, Abated or Adjusted .02

EXPENDITURES		REVENUES-REALIZED		1982 PROPERTY TAX	
GENERAL GOVERNMENT				STATE EQUALIZED TAX RATE	
Governing Body & Public Boards		1982 Property Taxes Collected	989,948.66	Local District School Taxes .89	353,203.36
Municipal Clerk		1982 Payments in Lieu of Taxes		Regional & Consolidated School Tax .82	324,009.71
Financial Administration	12,606.00	Delinquent Tax & Lien Collections	78,647.34	School Taxes in Municipal Budget	
Assessment of Taxes	7,627.00	Business Personalty Replacement Taxes	6,747.84	County Taxes .56	223,793.97
Collection of Taxes	10,316.00	Taxes from Public Utilities	285,445.00	County Library Taxes .02	6,224.59
Planning, Housing & Development	3,060.00	Other Miscellaneous Tax Revenues		Local Municipal Purpose Taxes .43	171,946.00
Human Resources		State Aid Revenues	51,325.23	Veteran & Senior Citizen Taxes	48,800.00
Elections	1,075.00	Federal Aid Revenues		Total Taxes for Rate Computation 2.72	1,127,977.63
General Administration (other)	142,637.00	State and Local Fiscal Assistance Act Utilized	38,462.79	Special District Taxes	
JUDICIARY		Sale of Acquired Property		Bank Corp Taxes	2,150.88
Municipal Courts	21,140.00	Other Miscellaneous Revenues	61,060.97	Added and Omitted Taxes	1,519.27
PUBLIC SAFETY		Total	1,511,637.83	Total Taxes Levied - ABSTRACT	1,082,847.78
Fire Protection	16,890.00	Prior Years Surplus Appropriated	211,989.79	Total Taxes Billed	1,080,696.90
Police Protection	168,560.35	REVENUES TOTAL	1,723,627.62	1982 TAXES COLLECTED	989,948.66
Civil Defense & Disaster Control	174.00	Reserve For Uncollected Taxes	83,132.48	1982 Taxes Cancelled, Abated or Adjusted	173.42
Environmental Inspection & Control	6,740.00	CAPITAL OUTLAY TOTAL	181,794.90	Transfer to Tax Title Liens or Foreclosed	1,123.46
Other Public Safety				Balance Outstanding Dec. 31, 1982	89,451.36
PUBLIC WORKS				PRIOR YEARS TAXES OUTSTANDING	
Streets and Drainage	144,347.00	Public Enterprises	181,794.90	Balance January 1, 1982	78,401.25
Sewers and Sewage Processing		Recreation—Culture		Collected in 1982	77,562.21
Garbage and Trash Disposal	52,700.00	Public Works		Cancelled, Abated or Adjusted 1982	
Public Buildings and Grounds	38,280.00	Buildings and Grounds		Transfers to Tax Title Liens or Foreclosed	603.90
Other Public Works		Library and Education		Balance December 31, 1982	235.14
HEALTH and WELFARE		Conservation		TAX TITLE LIENS OUTSTANDING	
Health Services Except Environmental	1,950.00	All Other		Balance January 1, 1982	2,349.41
Welfare-Public Assistance	4,050.00	CAPITAL DEBT AUTHORIZED, DECEMBER 31, 1982		Transfer From Taxes	1,832.70
Hospitals, Clinics, First Aid		ISSUED AND UNISSUED GROSS DEBT NET DEBT		Redeemed in 1982	1,085.13
Animal, Insect, & Rodent Control	800.00	School 713,827		Cancelled, Abated or Adjusted (1982)	
Other Welfare Services		Self-liquidating 231,130	81,974	Transfers to Foreclosed Property	
RECREATION and CONSERVATION		Other 71,244	71,244	Balance December 31, 1982	3,096.98
Beaches and Boardwalks		Total 1,016,201	153,218	PROPERTY ACQUIRED BY DEED OR FORECLOSURE	
Parks, Playgrounds, Shade Trees	4,000.00	ISSUED AND OUTSTANDING		Balance January 1, 1982	19,773.00
Land Reclamation & Conservation		School 713,827.91		Transfers From Taxes or Liens	
Other Recreational Services	9,025.00	Self-Liquidating 231,130.00		Sale for Cash (1982)	
EDUCATION (excluding schools)		Other 71,244.00		Cancelled, Abated or Adjusted (1982)	
Libraries		Total 1,016,201.91		Balance December 31, 1982	19,773.00
Other Educational Services		EQUALIZED VALUATION BASIS		CURRENT FINANCES DECEMBER 31, 1982	
STATUTORY EXPENDITURES		FOR NET DEBT COMPUTATION	35,782,392	ASSETS	
Pensions & F. I. C. A.	33,000.00	REAL PROPERTY VALUATIONS		Cash Dec. 31, 1982	410,927.90
Employee Fringe Benefits	15,900.00	Code Class # of Parcels % VAL'N		Taxes Receivable	89,686.50
Other Statutory Expenditures	3,800.00	1 Vacant Land 158 2.36	671,100.00	Tax Title Liens	3,096.98
CETA And Other Public Employment Programs		2 Residential 1012 90.90	25,816,900.00	Foreclosed Property	19,773.00
MUNICIPAL FUNCTIONS TOTAL	698,677.35	3 Farm		Emergencies & Other Deferred Charges	1,813.59
CAPITAL IMPROVEMENTS *MEMC*	1,000.00	4a Commercial 42 6.49	1,842,700.00	State and Federal Aid Receivable	31,381.25
DEBT SERVICE		4b Industrial		Other Receivables	7,813.04
Principal Payments	17,811.00	4c Apartments 1 .25	69,700.00	Total	564,492.26
Interest Payments	22,457.82	Total 1213	28,400,400.00	LIABILITIES, RESERVES, AND SURPLUS	
DEFERRED CHARGES	8,346.53	Land Area 1.00 Sq. Miles		Cash Liabilities	310,790.01
SCHOOL, COUNTY, SPECIAL DISTRICT TAXES	907,231.63	Net Valuation Taxable-Municipal	28,661,026	Reserves for Receivables	120,369.52
RESERVE FOR UNCOLLECTED TAXES	83,132.48	Net Valuation Taxable-County	35,773,743	Surplus Dec. 31, 1982	133,332.73
EXPENDITURES TOTAL	1,737,656.81	State Equalized Valuation	39,585,467	Total	564,492.26
		State Equalization Ratio	72.22		



Population 1980 **28,366**  
 Population 1982 **29,012**  
 S & P Rating **AAA**  
 Moody Rating **A**

General Tax Rate Per \$100.

State Equalized Tax Rate **5.86**  
 2.59

**NEPTUNE TOWNSHIP - MONMOUTH CO.****Form of Government:****Township Committee****Number of Members on Governing Body - 5****PER CAPITA:**

Gross Debt **353.82**  
 Net Debt **241.32**  
 Debt Service **28.85**  
 Total Tax Levy **468.07**  
 Municipal Expenditures **298.24**

**PER CENT:**

Gross Debt **2.34**  
 Net Debt **1.59**  
 Tax Levy Collected **94.77**  
 Tax Levy Cancelled, Abated or Adjusted **.22**

EXPENDITURES		REVENUES-REALIZED		1982 PROPERTY TAX	
<b>GENERAL GOVERNMENT</b>				<b>STATE EQUALIZED TAX RATE</b> <span style="float:right">↓</span>	
Governing Body & Public Boards		1982 Property Taxes Collected	<b>12,889,099.17</b>	Local District School Taxes <b>1.40</b>	<b>6,853,421.90</b>
Municipal Clerk		1982 Payments in Lieu of Taxes		Regional & Consolidated School Tax	
Financial Administration	<b>128,681.00</b>	Delinquent Tax & Lien Collections	<b>634,378.95</b>	School Taxes in Municipal Budget	
Assessment of Taxes	<b>363,075.98</b>	Business Personalty Replacement Taxes	<b>286,123.44</b>	County Taxes <b>.51</b> *	<b>2,511,446.13</b>
Collection of Taxes	<b>53,310.29</b>	Taxes from Public Utilities	<b>1,513,998.56</b>	County Library Taxes	
Planning, Housing & Development	<b>45,500.00</b>	Other Miscellaneous Tax Revenues		Local Municipal Purpose Taxes <b>.68</b>	<b>3,311,151.35</b>
Human Resources	<b>435,728.71</b>	State Aid Revenues	<b>837,603.93</b>	Veteran & Senior Citizen Taxes	<b>246,000.00</b>
Elections	<b>7,200.00</b>	Federal Aid Revenues	<b>11,500.00</b>	Total Taxes for Rate Computation <b>2.59</b>	<b>12,922,019.38</b>
General Administration (other)	<b>601,253.95</b>	State and Local Fiscal Assistance Act Utilized	<b>343,483.00</b>	Special District Taxes	<b>750,192.16</b>
<b>JUDICIARY</b>		Sale of Acquired Property	<b>119,775.00</b>	Bank Corp. Taxes	<b>33,447.81</b>
Municipal Courts	<b>82,175.89</b>	Other Miscellaneous Revenues	<b>694,692.39</b>	Added and Omitted Taxes	<b>79,911.78</b>
<b>PUBLIC SAFETY</b>		Total	<b>17,730,654.44</b>	Total Taxes Levied - ABSTRACT	<b>13,579,571.13</b>
Fire Protection		Prior Years Surplus Appropriated	<b>825,000.00</b>	Total Taxes Billed	<b>13,600,258.56</b>
Police Protection	<b>1,670,289.94</b>	REVENUES TOTAL	<b>18,555,654.44</b>	1982 TAXES COLLECTED	<b>12,889,099.17</b>
Civil Defense & Disaster Control	<b>1,796.75</b>	Reserve For Uncollected Taxes	<b>830,632.17</b>	1982 Taxes Cancelled, Abated or Adjusted	<b>29,797.36</b>
Environmental Inspection & Control	<b>146,996.22</b>	CAPITAL OUTLAY TOTAL	<b>349,466.67</b>	Transfer to Tax Title Liens or Foreclosed	<b>123,342.51</b>
Other Public Safety		Public Enterprises		Balance Outstanding Dec. 31, 1982	<b>558,019.52</b>
<b>PUBLIC WORKS</b>		Recreation—Culture	<b>12,324.90</b>	<b>PRIOR YEARS TAXES OUTSTANDING</b>	
Streets and Drainage	<b>652,393.78</b>	Public Works	<b>302,452.07</b>	Balance January 1, 1982	<b>560,457.05</b>
Sewers and Sewage Processing		Buildings and Grounds	<b>34,689.70</b>	Collected in 1982	<b>485,450.02</b>
Gorbage and Trash Disposal	<b>480,300.00</b>	Library and Education		Cancelled, Abated or Adjusted 1982	<b>36,012.25</b>
Public Buildings and Grounds	<b>333,243.16</b>	Conservation		Transfers to Tax Title Liens or Foreclosed	<b>32,606.34</b>
Other Public Works	<b>560,937.00</b>	All Other		Balance December 31, 1982	<b>6,388.44</b>
<b>HEALTH and WELFARE</b>		CAPITAL DEBT AUTHORIZED, DECEMBER 31, 1982		<b>TAX TITLE LIENS OUTSTANDING</b>	
Health Services Except Environmental	<b>26,708.99</b>	ISSUED AND UNISSUED		Balance January 1, 1982	<b>369,966.02</b>
Welfare-Public Assistance	<b>56,439.74</b>	School	<b>500,000</b>	Transfer From Taxes	<b>159,484.88</b>
Hospitals, Clinics, First Aid		Self-liquidating	<b>2,763,970</b>	Redeemed in 1982	<b>148,928.93</b>
Animal, Insect, & Rodent Control		Other	<b>7,001,187</b>	Cancelled, Abated or Adjusted (1982)	<b>5,040.07</b>
Other Welfare Services		Total	<b>10,265,157</b>	Transfers to Foreclosed Property	<b>63,019.10</b>
<b>RECREATION and CONSERVATION</b>		ISSUED AND OUTSTANDING		Balance December 31, 1982	<b>312,462.80</b>
Beaches and Boardwalks		School	<b>500,000.00</b>	<b>PROPERTY ACQUIRED BY DEED OR FORECLOSURE</b>	
Parks, Playgrounds, Shade Trees	<b>115,812.71</b>	Self-liquidating	<b>2,252,000.00</b>	Balance January 1, 1982	<b>1,472,601.90</b>
Land Reclamation & Conservation	<b>1,007.60</b>	Other	<b>5,726,893.78</b>	Transfers From Taxes or Liens	<b>63,019.10</b>
Other Recreational Services	<b>52,902.68</b>	Total	<b>8,478,893.78</b>	Sole for Cash (1982)	
<b>EDUCATION (excluding schools)</b>		EQUALIZED VALUATION BASIS		Cancelled, Abated or Adjusted (1982)	<b>244,550.00</b>
Libraries	<b>198,610.00</b>	FOR NET DEBT COMPUTATION	<b>439,310,468</b>	Balance December 31, 1982	<b>1,291,071.00</b>
Other Educational Services	<b>12,442.03</b>	<b>REAL PROPERTY VALUATIONS</b>		<b>CURRENT FINANCES DECEMBER 31, 1982</b>	
<b>STATUTORY EXPENDITURES</b>		Code Class # of Parcels % VAL'N	ASSESSED VALUATION	<b>ASSETS</b>	
Pensions & F. I. C. A.	<b>639,072.99</b>	1 Vacant Land 738 2.80	<b>5,572,100.00</b>	Cash Dec. 31, 1982	<b>2,314,504.80</b>
Employee Fringe Benefits	<b>245,000.00</b>	2 Residential 7599 68.55	<b>146,050,800.00</b>	Taxes Receivable	<b>564,407.96</b>
Other Statutory Expenditures	<b>3,790.25</b>	3 Farm 10 .09	<b>150,400.00</b>	Tax Title Liens	<b>312,462.80</b>
CETA And Other Public Employment Programs		4a Commercial 597 23.27	<b>49,550,100.00</b>	Foreclosed Property	<b>1,291,071.00</b>
<b>MUNICIPAL FUNCTIONS TOTAL</b>	<b>6,954,665.66</b>	4b Industrial 10 1.07	<b>2,250,200.00</b>	Emergencies & Other Deferred Charges	<b>436,894.00</b>
<b>CAPITAL IMPROVEMENTS *MEMO*</b>	<b>25,000.00</b>	4c Apartments 108 4.21	<b>8,570,000.00</b>	State and Federal Aid Receivable	<b>22,850.00</b>
<b>DEBT SERVICE</b>		Total 9062	<b>213,103,600.00</b>	Other Receivables	<b>376,177.65</b>
Principal Payments	<b>405,000.00</b>	Land Area 8.00 Sq. Miles		Total	<b>5,318,368.21</b>
Interest Payments	<b>431,868.00</b>	Net Valuation Taxable-Municipal	<b>216,396,586</b>	<b>LIABILITIES, RESERVES, AND SURPLUS</b>	
<b>DEFERRED CHARGES</b>	<b>30,328.44</b>	Net Valuation Taxable-County	<b>461,201,601</b>	Cash Liabilities	<b>1,524,461.56</b>
<b>SCHOOL, COUNTY, SPECIAL DISTRICT TAXES</b>	<b>10,155,060.19</b>	State Equalized Valuation	<b>485,209,766</b>	Reserves for Receivables	<b>2,528,770.81</b>
<b>RESERVE FOR UNCOLLECTED TAXES</b>	<b>830,632.17</b>	State Equalization Ratio	<b>44.22</b>	Surplus Dec. 31, 1982	<b>1,265,135.84</b>
<b>EXPENDITURES TOTAL</b>	<b>18,607,558.46</b>			Total	<b>5,318,368.21</b>

\*Includes County Health Service Taxes or County Vocational School Taxes. See Table 13.

Population 1980 5,276  
 Population 1982 5,214  
 S & P Rating  
 Moody Rating A

General Tax Rate Per \$100. 5.71  
 State Equalized Tax Rate 2.34

## NEPTUNE CITY BORO. - MONMOUTH CO.

Form of Government:

Borough Council

Number of Members on Governing Body - 6

PER CAPITA:

Gross Debt 85.03  
 Net Debt 71.06  
 Debt Service 18.77  
 Total Tax Levy 461.66  
 Municipal Expenditures 282.57

PER CENT:

Gross Debt .50  
 Net Debt .42  
 Tax Levy Collected 93.86  
 Tax Levy Cancelled, Abated  
 or Adjusted 2.13

EXPENDITURES		REVENUES-REALIZED		1982 PROPERTY TAX	
<b>GENERAL GOVERNMENT</b>				<b>STATE EQUALIZED TAX RATE</b>	
Governing Body & Public Boards		1982 Property Taxes Collected	2,253,577.55	Local District School Taxes	1.15
Municipal Clerk		1982 Payments in Lieu of Taxes	17,742.44	Regional & Consolidated School Tax	
Financial Administration	9,000.00	Delinquent Tax & Lien Collections	72,708.46	School Taxes in Municipal Budget	
Assessment of Taxes	21,126.00	Business Personalty Replacement Taxes	70,462.40	County Taxes	.48 *
Collection of Taxes	10,915.83	Taxes from Public Utilities	255,811.00	County Library Taxes	.02
Planning, Housing & Development	18,575.00	Other Miscellaneous Tax Revenues		Local Municipal Purpose Taxes	.70
Human Resources	500.00	State Aid Revenues	74,377.45	Veteran & Senior Citizen Taxes	
Elections	1,300.00	Federal Aid Revenues		Total Taxes for Rate Computation	2.35
General Administration (other)	134,456.86	State and Local Fiscal Assistance Act Utilized	54,990.48	Special District Taxes	
<b>JUDICIARY</b>		Sale of Acquired Property		Bank Corp. Taxes	5,259.82
Municipal Courts	17,442.19	Other Miscellaneous Revenues		Added and Omitted Taxes	4,230.99
<b>PUBLIC SAFETY</b>		Total	3,010,515.57	Total Taxes Levied - ABSTRACT	2,407,104.22
Fire Protection	35,714.59	Prior Years Surplus Appropriated	100,000.00	Total Taxes Billed	2,400,957.70
Police Protection	482,865.26	REVENUES TOTAL	3,110,185.75	1982 TAXES COLLECTED	2,253,577.55
Civil Defense & Disaster Control	50.00	Reserve For Uncollected Taxes	110,694.77	1982 Taxes Cancelled, Abated or Adjusted	51,228.22
Environmental Inspection & Control	11,280.00	CAPITAL OUTLAY TOTAL	69,835.38	Transfer to Tax Title Liens or Foreclosed	29,188.03
Other Public Safety				Balance Outstanding Dec. 31, 1982	66,963.90
<b>PUBLIC WORKS</b>		Public Enterprises		<b>PRIOR YEARS TAXES OUTSTANDING</b>	
Streets and Drainage	176,282.13	Recreation—Culture	4,761.61	Balance January 1, 1982	58,870.04
Sewers and Sewage Processing		Public Works	65,073.77	Collected in 1982	54,919.82
Garbage and Trash Disposal	115,348.32	Buildings and Grounds		Cancelled, Abated or Adjusted 1982	
Public Buildings and Grounds	34,156.40	Library and Education		Transfers to Tax Title Liens or Foreclosed	3,939.69
Other Public Works	287.14	Conservation		Balance December 31, 1982	10.53
<b>HEALTH and WELFARE</b>		All Other		<b>TAX TITLE LIENS OUTSTANDING</b>	
Health Services Except Environmental		CAPITAL DEBT AUTHORIZED, DECEMBER 31, 1982		Balance January 1, 1982	102,860.59
Welfare-Public Assistance	3,175.00	ISSUED AND UNISSUED GROSS DEBT		Transfer From Taxes	33,643.79
Hospitals, Clinics, First Aid		School		Redeemed in 1982	17,788.64
Animal, Insect, & Rodent Control		Self-liquidating	72,805	Cancelled, Abated or Adjusted (1982)	
Other Welfare Services		Other	370,526	Transfers to Foreclosed Property	
<b>RECREATION and CONSERVATION</b>		Total	443,331	Balance December 31, 1982	118,715.74
Beaches and Boardwalks		ISSUED AND OUTSTANDING		<b>PROPERTY ACQUIRED BY DEED OR FORECLOSURE</b>	
Parks, Playgrounds, Shade Trees	5,100.00	School		Balance January 1, 1982	57,813.00
Land Reclamation & Conservation		Self-Liquidating	72,805.47	Transfers From Taxes or Liens	
Other Recreational Services	2,000.00	Other	344,050.00	Sale for Cash (1982)	
<b>EDUCATION (excluding schools)</b>		Total	416,855.47	Cancelled, Abated or Adjusted (1982)	
Libraries	6,132.94	EQUALIZED VALUATION BASIS		Balance December 31, 1982	57,813.00
Other Educational Services		FOR NET DEBT COMPUTATION	88,153,993	<b>CURRENT FINANCES DECEMBER 31, 1982</b>	
<b>STATUTORY EXPENDITURES</b>		REAL PROPERTY VALUATIONS		<b>ASSETS</b>	
Pensions & F. I. C. A.	95,374.38	Code Class # of Parcels % VAL'N		Cash Dec. 31, 1982	551,281.35
Employee Fringe Benefits	42,774.34	1 Vacant Land 99 1.71	711,700.00	Taxes Receivable	66,974.43
Other Statutory Expenditures	4,001.20	2 Residential 1215 51.46	21,387,350.00	Tax Title Liens	118,715.74
CETA And Other Public Employment Programs		3 Farm		Foreclosed Property	57,813.00
<b>MUNICIPAL FUNCTIONS</b>		4a Commercial 99 24.15	10,037,600.00	Emergencies & Other Deferred Charges	48,699.32
<b>CAPITAL IMPROVEMENTS</b>	<b>*MEMO*</b>	4b Industrial 10 4.08	1,654,600.00	State and Federal Aid Receivable	6,039.86
<b>DEBT SERVICE</b>		4c Apartments 10 18.59	7,726,400.00	Other Receivables	25,588.93
Principal Payments	79,064.20	Total	41,557,650.00	Total	875,112.63
Interest Payments	18,812.28	Land Area .90 Sq. Miles		<b>LIABILITIES, RESERVES, AND SURPLUS</b>	
<b>DEFERRED CHARGES</b>		Net Valuation Taxable-Municipal	41,946,914	Cash Liabilities	395,563.63
SCHOOL, COUNTY, SPECIAL DISTRICT TAXES	1,683,634.00	Net Valuation Taxable-County	89,223,122	Reserves for Receivables	258,483.68
RESERVE FOR UNCOLLECTED TAXES	110,694.77	State Equalized Valuation	101,785,036	Surplus Dec. 31, 1982	221,065.32
<b>EXPENDITURES</b>	<b>TOTAL</b>	State Equalization Ratio	40.99	Total	875,112.63
	3,156,950.07				



1428

Population 1980 3,557

Population 1982 3,501

S &amp; P Rating

Moody Rating BAA

General Tax Rate Per \$100.

3.81

State Equalized Tax Rate

2.32

## NETCONG BOROUGH - MORRIS COUNTY

Form of Government:

Borough Council

Number of Members on Governing Body - 6

PER CAPITA:

Gross Debt 700.52

Net Debt 358.88

Debt Service 4.82

Total Tax Levy 493.02

Municipal Expenditures 195.14

PER CENT:

Gross Debt 3.70

Net Debt 1.89

Tax Levy Collected 96.33

Tax Levy Cancelled, Abated

or Adjusted .05

EXPENDITURES		REVENUES-REALIZED		1982 PROPERTY TAX	
GENERAL GOVERNMENT				STATE EQUALIZED TAX RATE →	
Governing Body & Public Boards		1982 Property Taxes Collected	1,661,095.24	Local District School Taxes .99	733,294.00
Municipal Clerk		1982 Payments in Lieu of Taxes		Regional & Consolidated School Tax .77	567,296.92
Financial Administration	7,995.00	Delinquent Tax & Lien Collections	47,924.18	School Taxes in Municipal Budget	
Assessment of Taxes	5,002.78	Business Personalty Replacement Taxes	51,878.12	County Taxes .38	283,561.72
Collection of Taxes	9,137.00	Taxes from Public Utilities	211,702.00	County Library Taxes .01	10,714.32
Planning, Housing & Development	10,093.00	Other Miscellaneous Tax Revenues		Local Municipal Purpose Taxes .16	121,402.78
Human Resources		State Aid Revenues	53,690.51	Veteran & Senior Citizen Taxes	35,325.00
Elections		Federal Aid Revenues		Total Taxes for Rate Computation 2.31	1,751,594.74
General Administration (other)	100,148.11	State and Local Fiscal Assistance Act Utilized	21,887.00	Special District Taxes	
JUDICIARY		Sale of Acquired Property		Bank Corp. Taxes	4,550.07
Municipal Courts	16,073.27	Other Miscellaneous Revenues	65,833.58	Added and Omitted Taxes	5,241.70
PUBLIC SAFETY		Total	2,114,010.63	Total Taxes Levied - ABSTRACT	1,726,061.51
Fire Protection	5,289.00	Prior Years Surplus Appropriated	165,000.00	Total Taxes Billed	1,724,439.09
Police Protection	188,656.22	REVENUES TOTAL	2,279,010.63	1982 TAXES COLLECTED	1,661,095.24
Civil Defense & Disaster Control	589.00	Reserve For Uncollected Taxes	101,175.08	1982 Taxes Cancelled, Abated or Adjusted	776.20
Environmental Inspection & Control	8,494.00	CAPITAL OUTLAY TOTAL	141,001.11	Transfer to Tax Title Liens or Foreclosed	11,093.66
Other Public Safety		Public Enterprises	39,336.11	Balance Outstanding Dec. 31, 1982	51,473.99
PUBLIC WORKS		Recreation—Culture		PRIOR YEARS TAXES OUTSTANDING	
Streets and Drainage	30,906.60	Public Works		Balance January 1, 1982	39,672.98
Sewers and Sewage Processing		Buildings and Grounds	101,665.00	Collected in 1982	33,510.55
Garbage and Trash Disposal	68,743.05	Library and Education		Cancelled, Abated or Adjusted 1982	524.11
Public Buildings and Grounds	28,043.05	Conservation		Transfers to Tax Title Liens or Foreclosed	5,638.32
Other Public Works		All Other		Balance December 31, 1982	
HEALTH and WELFARE		CAPITAL DEBT AUTHORIZED, DECEMBER 31, 1982		TAX TITLE LIENS OUTSTANDING	
Health Services Except Environmental	14,274.63	ISSUED AND UNISSUED		Balance January 1, 1982	9,869.36
Welfare-Public Assistance	5,582.59	School	1,172,192	Transfer From Taxes	17,360.89
Hospitals, Clinics, First Aid		Self-liquidating	906,411	Redeemed in 1982	14,413.63
Animal, Insect, & Rodent Control	1,496.00	Other	373,900	Cancelled, Abated or Adjusted (1982)	
Other Welfare Services		Total	2,452,503	Transfers to Foreclosed Property	
RECREATION and CONSERVATION		ISSUED AND OUTSTANDING		Balance December 31, 1982	12,816.62
Beaches and Boardwalks		School	1,172,192.18	PROPERTY ACQUIRED BY DEED OR FORECLOSURE	
Parks, Playgrounds, Shade Trees		Self-Liquidating	881,411.22	Balance January 1, 1982	700.00
Land Reclamation & Conservation		Other	373,900.00	Transfers From Taxes or Liens	
Other Recreational Services	10,098.02	Total	2,427,503.40	Sale for Cash (1982)	
EDUCATION (excluding schools)		EQUALIZED VALUATION BASIS		Cancelled, Abated or Adjusted (1982)	
Libraries		FOR NET DEBT COMPUTATION	66,368,132	Balance December 31, 1982	700.00
Other Educational Services		REAL PROPERTY VALUATIONS		CURRENT FINANCES DECEMBER 31, 1982	
STATUTORY EXPENDITURES		Code Class # of Parcels % VAL'N	ASSESSED VALUATION	ASSETS	
Pensions & F. I. C. A.	30,793.30	1 Vacant Land 68 2.02	856,700.00	Cash Dec. 31, 1982	188,607.29
Employee Fringe Benefits	11,304.12	2 Residential 733 63.29	26,878,400.00	Taxes Receivable	51,473.99
Other Statutory Expenditures	2,700.00	3 Farm		Tax Title Liens	12,816.62
CETA And Other Public Employment Programs		4a Commercial 74 13.45	5,712,300.00	Foreclosed Property	700.00
MUNICIPAL FUNCTIONS TOTAL	559,418.74	4b Industrial 9 4.61	1,958,600.00	Emergencies & Other Deferred Charges	7,896.65
CAPITAL IMPROVEMENTS *MEMO*		4c Apartments 3 16.63	7,060,800.00	State and Federal Aid Receivable	
DEBT SERVICE		Total 887	42,466,800.00	Other Receivables	42,630.99
Principal Payments	10,000.00	Land Area .90 Sq. Miles		Total	304,125.58
Interest Payments	6,890.00	Net Valuation Taxable-Municipal	45,123,291	LIABILITIES, RESERVES, AND SURPLUS	
DEFERRED CHARGES	5,711.32	Net Valuation Taxable-County	80,846,748	Cash Liabilities	58,063.10
SCHOOL, COUNTY, SPECIAL DISTRICT TAXES	1,554,866.96	State Equalized Valuation	72,423,753	Reserves for Receivables	107,621.60
RESERVE FOR UNCOLLECTED TAXES	101,175.08	State Equalization Ratio	60.90	Surplus Dec. 31, 1982	138,440.88
EXPENDITURES TOTAL	2,278,062.10			Total	304,125.58

Population 1980 41,442  
 Population 1982 40,842  
 S & P Rating  
 Moody Rating A

General Tax Rate Per \$100.

4.05

State Equalized Tax Rate

3.26

## NEW BRUNSWICK CITY - MIDDLESEX CO.

## Form of Government:

Mayor-Council Plan E (OMCL 50)

Number of Members on Governing Body - 5

PER CAPITA:

Gross Debt 940.03  
 Net Debt 244.95  
 Debt Service 26.93  
 Total Tax Levy 429.61  
 Municipal Expenditures 446.38

PER CENT:

Gross Debt 9.17  
 Net Debt 2.39  
 Tax Levy Collected 94.67  
 Tax Levy Cancelled, Abated or Adjusted .44

EXPENDITURES		REVENUES-REALIZED		1982 PROPERTY TAX	
<b>GENERAL GOVERNMENT</b>				<b>STATE EQUALIZED TAX RATE</b>	
Governing Body & Public Boards	52,739.00	1982 Property Taxes Collected	16,555,624.08	Local District School Taxes	1.67 8,950,164.00
Municipal Clerk	60,307.00	1982 Payments in Lieu of Taxes	1,516,697.66	Regional & Consolidated School Tax	
Financial Administration	146,437.00	Delinquent Tax & Lien Collections	689,477.47	School Taxes in Municipal Budget	.05 480,086.55
Assessment of Taxes	84,226.00	Business Personalty Replacement Taxes	1,138,599.60	County Taxes	.63 3,367,959.95
Collection of Taxes	144,679.00	Taxes from Public Utilities	1,593,718.00	County Library Taxes	
Planning, Housing & Development	88,864.00	Other Miscellaneous Tax Revenues		Local Municipal Purpose Taxes	.87 4,662,785.70
Human Resources	532,433.70	State Aid Revenues	3,048,315.65	Veteran & Senior Citizen Taxes	245,600.00
Elections	10,590.08	Federal Aid Revenues		Total Taxes for Rate Computation	3.26 17,706,596.20
General Administration (other)	708,527.94	State and Local Fiscal Assistance Act Utilized	573,596.26	Special District Taxes	
<b>JUDICIARY</b>		Sole of Acquired Property		Bank Corp. Taxes	72,047.32
Municipal Courts	161,624.00	Other Miscellaneous Revenues	3,316,268.03	Added and Omitted Taxes	12,927.91
<b>PUBLIC SAFETY</b>		Total	28,832,296.75	Total Taxes Levied - ABSTRACT	17,545,971.43
Fire Protection	2,969,663.71	Prior Years Surplus Appropriated	210,000.00	Total Taxes Billed	17,487,252.31
Police Protection	3,474,962.94	<b>REVENUES TOTAL</b>	29,042,296.75	1982 TAXES COLLECTED	16,555,624.08
Civil Defense & Disaster Control	1,431.25	Reserve For Uncollected Taxes	961,000.00	1982 Taxes Cancelled, Abated or Adjusted	77,338.80
Environmental Inspection & Control	156,423.73	<b>CAPITAL OUTLAY TOTAL</b>	9,714,813.15	Transfer to Tax Title Liens or Foreclosed	216,482.32
Other Public Safety				Balance Outstanding Dec. 31, 1982	637,807.11
<b>PUBLIC WORKS</b>				<b>PRIOR YEARS TAXES OUTSTANDING</b>	
Streets and Drainage	679,344.00	Public Enterprises	1,787,420.82	Balance January 1, 1982	555,544.50
Sewers and Sewage Processing	1,464,197.93	Recreation—Culture	592,041.73	Collected in 1982	495,337.52
Gorbage and Trash Disposol	628,645.00	Public Works	4,583,257.01	Cancelled, Abated or Adjusted 1982	
Public Buildings and Grounds	464,537.17	Buildings and Grounds	54,191.70	Transfers to Tax Title Liens or Foreclosed	
Other Public Works	138,994.00	Library and Education	2,657,901.89	Balance December 31, 1982	60,206.98
<b>HEALTH and WELFARE</b>		Conservation		<b>TAX TITLE LIENS OUTSTANDING</b>	
Health Services Except Environmental	242,028.00	All Other		Balance January 1, 1982	430,866.44
Welfare-Public Assistance	245,051.00	<b>CAPITAL DEBT AUTHORIZED, DECEMBER 31, 1982</b>		Transfer From Taxes	216,482.32
Hospitals, Clinics, First Aid		<b>ISSUED AND UNISSUED GROSS DEBT NET DEBT</b>		Redeemed in 1982	194,139.95
Animal, Insect, & Rodent Control		School	10,221,900	Cancelled, Abated or Adjusted (1982)	
Other Welfare Services	56,420.00	Self-liquidating	4,556,725	Transfers to Foreclosed Property	
<b>RECREATION and CONSERVATION</b>		Other	23,614,155	Balance December 31, 1982	453,208.81
Beaches and Boardwalks		Total	38,392,780	<b>PROPERTY ACQUIRED BY DEED OR FORECLOSURE</b>	
Parks, Playgrounds, Shade Trees	339,045.00	<b>ISSUED AND OUTSTANDING</b>		Balance January 1, 1982	1,030,000.00
Land Reclamation & Conservation		School	10,221,900.00	Transfers From Taxes or Liens	
Other Recreational Services	112,389.00	Self-Liquidating	4,405,475.00	Sole for Cosh (1982)	
<b>EDUCATION (excluding schools)</b>		Other	7,808,580.00	Cancelled, Abated or Adjusted (1982)	
Libraries	271,498.00	Total	22,435,955.00	Balance December 31, 1982	1,030,000.00
Other Educational Services	47,260.90	<b>EQUALIZED VALUATION BASIS FOR NET DEBT COMPUTATION</b>	416,576,847	<b>CURRENT FINANCES DECEMBER 31, 1982</b>	
<b>STATUTORY EXPENDITURES</b>		<b>REAL PROPERTY VALUATIONS</b>		<b>ASSETS</b>	
Pensions & F. I. C. A.	1,814,867.42	Code Class # of Parcels % VAL'N		Cosh Dec. 31, 1982	1,129,093.04
Employee Fringe Benefits	395,000.00	1 Vacant Land 520 2.36	8,919,700.00	Taxes Receivable	698,014.09
Other Statutory Expenditures	30,000.00	2 Residential 5558 44.63	168,851,500.00	Tox Title Liens	453,208.81
<b>CETA And Other Public Employment Programs</b>		3 Farm		Foreclosed Property	1,030,000.00
<b>MUNICIPAL FUNCTIONS TOTAL</b>	15,662,186.77	4a Commercial 920 27.25	103,143,800.00	Emergencies & Other Deferred Charges	1,256,214.00
<b>CAPITAL IMPROVEMENTS *MEMO*</b>	100,000.00	4b Industrial 79 13.79	52,180,700.00	State and Federal Aid Receivable	20,688.08
<b>DEBT SERVICE</b>		4c Apartments 134 11.98	45,330,700.00	Other Receivables	1,032,814.86
Principal Payments	314,000.00	Total	378,466,400.00	Total	5,620,032.88
Interest Payments	785,749.06	Land Area 5.50 Sq. Miles		<b>LIABILITIES, RESERVES, AND SURPLUS</b>	
<b>TYPE I SCHL DEBT *MEMO</b>	675,891.03	Net Valuation Taxable-Municipal	431,461,300	Cosh Liabilities	1,995,115.48
<b>DEFERRED CHARGES</b>	507,929.14	Net Valuation Taxable-County	602,771,135	Reserves for Receivables	3,009,366.51
<b>SCHOOL, COUNTY, SPECIAL DISTRICT TAXES</b>	12,798,210.50	State Equalized Valuation	524,599,818	Surplus Dec. 31, 1982	615,550.89
<b>RESERVE FOR UNCOLLECTED TAXES</b>	961,000.00	State Equalization Ratio	80.38	Total	5,620,032.88
<b>EXPENDITURES TOTAL</b>	31,029,075.47				



0325

Population 1980 **14,258**  
 Population 1982 **16,377**

S & P Rating  
 Moody Rating

General Tax Rate Per \$100.

State Equalized Tax Rate **2.40**  
**2.24**

**NEW HANOVER TWP. - BURLINGTON CO.****Form of Government:****Township Committee****Number of Members on Governing Body - 3****PER CAPITA:**

Gross Debt **19.25**  
 Net Debt **.55**  
 Debt Service  
 Total Tax Levy **23.35**  
 Municipal Expenditures **41.26**

**PER CENT:**

Gross Debt **3.09**  
 Net Debt **.09**  
 Tax Levy Collected **95.60**  
 Tax Levy Cancelled, Abated or Adjusted **.13**

EXPENDITURES		REVENUES-REALIZED		1982 PROPERTY TAX	
<b>GENERAL GOVERNMENT</b>				<b>STATE EQUALIZED TAX RATE</b> <span style="float:right">1.53</span>	
Governing Body & Public Boards		1982 Property Taxes Collected	<b>363,513.85</b>	Local District School Taxes	<b>255,756.93</b>
Municipal Clerk		1982 Payments in Lieu of Taxes		Regional & Consolidated School Tax	
Financial Administration	<b>30,000.00</b>	Delinquent Tax & Lien Collections	<b>17,373.04</b>	School Taxes in Municipal Budget	
Assessment of Taxes	<b>13,000.00</b>	Business Personalty Replocement Taxes	<b>3,831.16</b>	County Taxes	<b>56,160.22</b>
Collection of Taxes	<b>8,800.00</b>	Taxes from Public Utilities	<b>235,234.00</b>	County Library Taxes	<b>5,217.09</b>
Planing, Housing & Development	<b>2,300.00</b>	Other Miscellaneous Tax Revenues		Local Municipal Purpose Taxes	<b>18,801.29</b>
Humon Resources		State Aid Revenues	<b>89,829.37</b>	Veteran & Senior Citizen Taxes	<b>5,000.00</b>
Elections		Federal Aid Revenues		Total Taxes for Rate Computation	<b>380,935.53</b>
General Administration (other)	<b>57,000.00</b>	State and Local Fiscoal Assistance Act Utilized	<b>61,458.86</b>	Special District Taxes	
<b>JUDICIARY</b>		Sole of Acquired Property		Bank Corp. Taxes	<b>3,018.75</b>
Municipol Courts	<b>60,000.00</b>	Other Miscellaneous Revenues	<b>209,558.36</b>	Added and Omitted Taxes	<b>3,491.58</b>
<b>PUBLIC SAFETY</b>		Total	<b>980,798.64</b>	Total Taxes Levied - ABSTRACT	<b>382,445.86</b>
Fire Protection	<b>4,700.00</b>	Prior Years Surplus Appropriated	<b>450,000.00</b>	Total Taxes Billed	<b>380,246.20</b>
Police Protection	<b>130,456.86</b>	REVENUES TOTAL	<b>1,430,798.64</b>	1982 TAXES COLLECTED	<b>363,513.85</b>
Civil Defense & Disoster Control	<b>1,050.00</b>	Reserve For Uncollected Taxes	<b>35,561.85</b>	1982 Taxes Cancelled, Abated or Adjusted	<b>491.47</b>
Environmental Inspection & Control	<b>10,950.00</b>			Transfer to Tax Title Liens or Foreclosed	
Other Public Safety				Balance Outstanding Dec. 31, 1982	<b>16,240.88</b>
<b>PUBLIC WORKS</b>		<b>CAPITAL OUTLAY TOTAL</b>		<b>PRIOR YEARS TAXES OUTSTANDING</b>	
Streets and Drainoge	<b>55,000.00</b>	Public Enterprises		Balance January 1, 1982	<b>17,639.64</b>
Sewers and Sewoge Processing	<b>1,200.00</b>	Recreation—Culture		Collected in 1982	<b>17,373.04</b>
Garbage and Trash Disposal		Public Works		Cancelled, Abated or Adjusted 1982	<b>262.99</b>
Public Buildings and Grounds	<b>50,000.00</b>	Buildings and Grounds		Transfers to Tax Title Liens or Foreclosed	
Other Public Works	<b>12,000.00</b>	Librory and Education		Balance December 31, 1982	<b>3.61</b>
<b>HEALTH and WELFARE</b>		Conservation		<b>TAX TITLE LIENS OUTSTANDING</b>	
Health Services Except Environmental	<b>1,900.00</b>	All Other		Balance January 1, 1982	
Welfare-Public Assistance	<b>1,150.00</b>			Transfer From Taxes	
Hospitals, Clinics, First Aid		<b>CAPITAL DEBT AUTHORIZED, DECEMBER 31, 1982</b>		Redeemed in 1982	
Animal, Insect, & Rodent Control	<b>5,500.00</b>	ISSUED AND UNISSUED GROSS DEBT NET DEBT		Cancelled, Abated or Adjusted (1982)	
Other Welfore Services		School 315,185 9,082		Transfers to Foreclosed Property	
<b>RECREATION and CONSERVATION</b>		Self-liquidating		Balance December 31, 1982	
Beoches and Boardwalks		Other		<b>PROPERTY ACQUIRED BY DEED OR FORECLOSURE</b>	
Parks, Playgrounds, Shode Trees	<b>4,200.00</b>	Total 315,185 9,082		Balance January 1, 1982	
Land Reclomation & Conservation				Transfers From Taxes or Liens	
Other Recreational Services	<b>52,900.00</b>	ISSUED AND OUTSTANDING		Sole for Cash (1982)	
<b>EDUCATION (excluding schools)</b>		School 315,185.41		Cancelled, Abated or Adjusted (1982)	
Librories		Self-Liquidoting		Balance December 31, 1982	
Other Educational Services	<b>23,000.00</b>	Other		<b>CURRENT FINANCES DECEMBER 31, 1982</b>	
<b>STATUTORY EXPENDITURES</b>		Total 315,185.41		<b>ASSETS</b>	
Pensions & F. I. C. A.	<b>23,000.00</b>	<b>EQUALIZED VALUATION BASIS</b>		Cosh Dec. 31, 1982	<b>718,572.52</b>
Employee Fringe Benefits	<b>8,000.00</b>	<b>FOR NET DEBT COMPUTATION</b>	<b>10,203,440</b>	Taxes Receivable	<b>16,244.49</b>
Other Statutory Expenditures	<b>4,000.00</b>	<b>REAL PROPERTY VALUATIONS</b>		Tox Title Liens	
<b>CETA And Other Public Employment Programs</b>		Code Class # of Parcels % VAL'N ASSESSED VALUATION		Foreclosed Property	
<b>MUNICIPAL FUNCTIONS TOTAL</b>	<b>640,108.86</b>	1 Vacant Land 43 3.85 451,800.00		Emergencies & Other Deferred Charges	
<b>CAPITAL IMPROVEMENTS *MEMO*</b>	<b>100,000.00</b>	2 Residential 143 55.21 6,484,150.00		State and Federal Aid Receivable	
<b>DEBT SERVICE</b>		3 Form 45 5.99 704,000.00		Other Receivables	<b>9,539.90</b>
Principal Payments		4a Commercial 20 34.95 4,105,100.00		Total	<b>744,356.91</b>
Interest Payments		4b Industrial		<b>LIABILITIES, RESERVES, AND SURPLUS</b>	
<b>DEFERRED CHARGES</b>		4c Aporments		Cosh Liabilities	<b>302,598.55</b>
SCHOOL, COUNTY, SPECIAL DISTRICT TAXES	<b>357,134.24</b>	Total 251 11,745,050.00		Reserves for Receivables	<b>25,784.39</b>
RESERVE FOR UNCOLLECTED TAXES	<b>35,561.85</b>	Land Area 21.85 Sq. Miles		Surplus Dec. 31, 1982	<b>415,973.97</b>
<b>EXPENDITURES TOTAL</b>	<b>1,032,804.95</b>	Net Valuation Taxable-Municipal 15,651,935		Total	<b>744,356.91</b>
		Net Valuation Taxable-County 15,877,084			
		State Equalized Valuation 16,487,273			
		State Equalization Ratio 93.36			

0238

Population 1980 **16,876**  
 Population 1982 **16,725**  
 S & P Rating  
 Moody Rating

General Tax Rate Per \$100.

State Equalized Tax Rate **3.54****2.49****NEW MILFORD BOROUGH – BERGEN CO.****Form of Government:****Borough Council****Number of Members on Governing Body – 6**

PER CAPITA:

Gross Debt **143.98**  
 Net Debt **49.83**  
 Debt Service **5.22**  
 Total Tax Levy **589.36**  
 Municipal Expenditures **251.43**

PER CENT:

Gross Debt **.66**  
 Net Debt **.23**  
 Tax Levy Collected **98.87**  
 Tax Levy Cancelled, Abated or Adjusted **.21**

EXPENDITURES		REVENUES-REALIZED		1982 PROPERTY TAX	
<b>GENERAL GOVERNMENT</b>				<b>STATE EQUALIZED TAX RATE</b> → <b>1.67</b>	
Governing Body & Public Boards	500.00	1982 Property Taxes Collected	9,742,681.24	Local District School Taxes	6,585,413.50
Municipal Clerk		1982 Payments in Lieu of Taxes		Regional & Consolidated School Tax	
Financial Administration	15,400.00	Delinquent Tax & Lien Collections	59,577.97	School Taxes in Municipal Budget	
Assessment of Taxes	35,189.00	Business Personalty Replacement Taxes	73,146.40	County Taxes	1,364,566.56
Collection of Taxes	59,113.00	Taxes from Public Utilities	1,173,395.00	County Library Taxes	
Planning, Housing & Development	6,164.12	Other Miscellaneous Tax Revenues		Local Municipal Purpose Taxes	1,883,678.00
Human Resources		State Aid Revenues	159,861.17	Veteran & Senior Citizen Taxes	165,650.00
Elections		Federal Aid Revenues		Total Taxes for Rate Computation	9,959,308.06
General Administration (other)	567,380.22	State and Local Fiscal Assistance Act Utilized	132,934.00	Special District Taxes	
<b>JUDICIARY</b>		Sale of Acquired Property		Bank Corp. Taxes	11,327.99
Municipal Courts	39,637.00	Other Miscellaneous Revenues	245,042.73	Added and Omitted Taxes	12,045.70
<b>PUBLIC SAFETY</b>		Total	11,586,638.51	Total Taxes Levied - ABSTRACT	9,857,031.75
Fire Protection	201,894.96	Prior Years Surplus Appropriated	500,000.00	Total Taxes Billed	9,854,520.60
Police Protection	1,209,604.04	<b>REVENUES TOTAL</b>	<b>12,086,638.51</b>	1982 TAXES COLLECTED	9,742,681.24
Civil Defense & Disaster Control	6,175.51	Reserve For Uncollected Taxes	395,264.00	1982 Taxes Cancelled, Abated or Adjusted	20,340.59
Environmental Inspection & Control	33,322.68	<b>CAPITAL OUTLAY TOTAL</b>	<b>265,999.22</b>	Transfer to Tax Title Liens or Foreclosed	8,722.12
Other Public Safety				Balance Outstanding Dec. 31, 1982	82,776.65
<b>PUBLIC WORKS</b>				<b>PRIOR YEARS TAXES OUTSTANDING</b>	
Streets and Drainage	380,814.32	Public Enterprises		Balance January 1, 1982	59,845.72
Sewers and Sewage Processing	49,682.00	Recreation—Culture	1,129.96	Collected in 1982	59,577.97
Garbage and Trash Disposal	276,000.00	Public Works	73,972.11	Cancelled, Abated or Adjusted 1982	1.60
Public Buildings and Grounds	88,010.00	Buildings and Grounds	150,897.15	Transfers to Tax Title Liens or Foreclosed	
Other Public Works		Library and Education		Balance December 31, 1982	266.15
<b>HEALTH and WELFARE</b>		Conservation		<b>TAX TITLE LIENS OUTSTANDING</b>	
Health Services Except Environmental	37,523.49	All Other		Balance January 1, 1982	20,307.14
Welfare-Public Assistance	5,050.00	<b>CAPITAL DEBT AUTHORIZED, DECEMBER 31, 1982</b>		Transfer From Taxes	8,722.12
Hospitals, Clinics, First Aid	100.00	<b>ISSUED AND UNISSUED GROSS DEBT NET DEBT</b>		Redeemed in 1982	
Animal, Insect, & Rodent Control	2,001.00	School 1,572,000		Cancelled, Abated or Adjusted (1982)	
Other Welfare Services		Self-liquidating 836,008	833,462	Transfers to Foreclosed Property	
<b>RECREATION and CONSERVATION</b>		Other 2,408,008	833,462	Balance December 31, 1982	29,029.26
Beaches and Boardwalks		<b>ISSUED AND OUTSTANDING</b>		<b>PROPERTY ACQUIRED BY DEED OR FORECLOSURE</b>	
Parks, Playgrounds, Shade Trees	11,625.00	School 1,572,000.00		Balance January 1, 1982	37,759.68
Land Reclamation & Conservation		Self-Liquidating 291,250.00		Transfers From Taxes or Liens	
Other Recreational Services	81,850.94	Other 1,863,250.00		Sale for Cash (1982)	
<b>EDUCATION (excluding schools)</b>		Total		Cancelled, Abated or Adjusted (1982)	
Libraries	157,678.00	<b>EQUALIZED VALUATION BASIS FOR NET DEBT COMPUTATION</b>	<b>364,669,102</b>	Balance December 31, 1982	37,759.68
Other Educational Services		<b>REAL PROPERTY VALUATIONS</b>		<b>CURRENT FINANCES DECEMBER 31, 1982 ASSETS</b>	
<b>STATUTORY EXPENDITURES</b>		Code Class # of Parcels % VAL'N		Cash Dec. 31, 1982	1,162,433.62
Pensions & F. I. C. A.	269,879.41	1 Vacant Land 136 .66	1,826,000.00	Taxes Receivable	83,042.80
Employee Fringe Benefits	51,897.00	2 Residential 3994 84.25	233,513,930.00	Tax Title Liens	29,029.26
Other Statutory Expenditures	11,500.00	3 Farm 3 .07	209,900.00	Foreclosed Property	37,759.68
<b>CETA And Other Public Employment Programs</b>		4a Commercial 69 5.33	14,771,000.00	Emergencies & Other Deferred Charges	55,500.00
<b>MUNICIPAL FUNCTIONS TOTAL</b>	<b>3,657,991.69</b>	4b Industrial 7 .35	956,400.00	State and Federal Aid Receivable	9,294.94
<b>CAPITAL IMPROVEMENTS *MEMO*</b>	<b>28,735.00</b>	4c Apartments 15 9.34	25,900,300.00	Other Receivables	59.92
<b>DEBT SERVICE</b>		Total 4224	277,177,530.00	Total	1,417,120.22
Principal Payments	68,000.00	Land Area 2.20 Sq. Miles		<b>LIABILITIES, RESERVES, AND SURPLUS</b>	
Interest Payments	19,373.31	Net Valuation Taxable-Municipal	278,036,014	Cash Liabilities	509,796.30
<b>DEFERRED CHARGES</b>	<b>64,567.25</b>	Net Valuation Taxable-County	371,578,091	Reserves for Receivables	149,891.66
<b>SCHOOL, COUNTY, SPECIAL DISTRICT TAXES</b>	<b>7,949,980.06</b>	State Equalized Valuation	394,464,746	Surplus Dec. 31, 1982	757,432.26
<b>RESERVE FOR UNCOLLECTED TAXES</b>	<b>395,264.00</b>	State Equalization Ratio	70.42	Total	1,417,120.22
<b>EXPENDITURES TOTAL</b>	<b>12,155,176.31</b>				



2011

Population 1980 **12,426**  
 Population 1982 **12,418**  
 S & P Rating  
 Moody Rating **A1**

General Tax Rate Per \$100. **4.19**  
 State Equalized Tax Rate **2.58**

**NEW PROVIDENCE BOROUGH - UNION CO.**  
**Form of Government:**  
**Borough Council**  
**Number of Members on Governing Body - 6**

PER CAPITA:

Gross Debt **414.21**  
 Net Debt **312.34**  
 Debt Service **33.80**  
 Total Tax Levy **1,003.15**  
 Municipal Expenditures **393.06**

PER CENT:

Gross Debt **1.14**  
 Net Debt **.86**  
 Tax Levy Collected **99.01**  
 Tax Levy Cancelled, Abated or Adjusted **.02**

EXPENDITURES		REVENUES-REALIZED		1982 PROPERTY TAX	
<b>GENERAL GOVERNMENT</b>				<b>STATE EQUALIZED TAX RATE</b> →	
Governing Body & Public Boards		1982 Property Taxes Collected	<b>12,339,888.32</b>	Local District School Taxes <b>1.54</b>	<b>7,414,411.00</b>
Municipal Clerk		1982 Payments in Lieu of Taxes		Regional & Consolidated School Tax	
Financial Administration	<b>59,796.00</b>	Delinquent Tax & Lien Collections	<b>122,064.05</b>	School Taxes in Municipal Budget	
Assessment of Taxes	<b>47,560.00</b>	Business Personalty Replacement Taxes	<b>215,949.00</b>	County Taxes	<b>.53</b>
Collection of Taxes	<b>22,405.00</b>	Taxes from Public Utilities	<b>857,427.00</b>	County Library Taxes	
Planning, Housing & Development	<b>5,500.00</b>	Other Miscellaneous Tax Revenues		Local Municipal Purpose Taxes	<b>.51</b>
Human Resources		State Aid Revenues	<b>109,067.68</b>	Veteran & Senior Citizen Taxes	<b>84,100.00</b>
Elections		Federal Aid Revenues	<b>2,506.00</b>	Total Taxes for Rate Computation	<b>2.58</b>
General Administration (other)	<b>554,429.40</b>	State and Local Fiscal Assistance Act Utilized	<b>97,264.93</b>	Special District Taxes	
<b>JUDICIARY</b>		Sole of Acquired Property		Bank Corp. Taxes	<b>19,304.28</b>
Municipal Courts	<b>32,675.00</b>	Other Miscellaneous Revenues	<b>504,982.10</b>	Added and Omitted Taxes	<b>46,237.90</b>
<b>PUBLIC SAFETY</b>		Total	<b>14,289,149.08</b>	Total Taxes Levied - ABSTRACT	<b>12,457,138.11</b>
Fire Protection	<b>96,010.00</b>	Prior Years Surplus Appropriated	<b>758,000.00</b>	Total Taxes Billed	<b>12,463,166.89</b>
Police Protection	<b>764,600.00</b>	REVENUES TOTAL	<b>15,047,149.08</b>	1982 TAXES COLLECTED	<b>12,339,888.32</b>
Civil Defense & Disaster Control	<b>1,120.00</b>	Reserve For Uncollected Taxes	<b>642,524.56</b>	1982 Taxes Cancelled, Abated or Adjusted	<b>2,234.57</b>
Environmental Inspection & Control	<b>28,495.00</b>	CAPITAL OUTLAY TOTAL	<b>166,746.54</b>	Transfer to Tax Title Liens or Foreclosed	<b>6,159.58</b>
Other Public Safety				Balance Outstanding Dec. 31, 1982	<b>114,884.42</b>
<b>PUBLIC WORKS</b>				<b>PRIOR YEARS TAXES OUTSTANDING</b>	
Streets and Drainage	<b>414,210.00</b>	Public Enterprises		Balance January 1, 1982	<b>131,645.12</b>
Sewers and Sewage Processing	<b>439,610.00</b>	Recreation—Culture		Collected in 1982	<b>122,064.05</b>
Gorbage and Trash Disposal	<b>345,000.00</b>	Public Works	<b>91,071.85</b>	Cancelled, Abated or Adjusted 1982	<b>24.66</b>
Public Buildings and Grounds	<b>112,219.00</b>	Buildings and Grounds	<b>75,674.65</b>	Transfers to Tax Title Liens or Foreclosed	<b>6,218.81</b>
Other Public Works	<b>109,705.00</b>	Library and Education		Balance December 31, 1982	<b>3,337.60</b>
<b>HEALTH and WELFARE</b>		Conservation		<b>TAX TITLE LIENS OUTSTANDING</b>	
Health Services Except Environmental	<b>28,895.00</b>	All Other		Balance January 1, 1982	<b>3,375.03</b>
Welfare-Public Assistance	<b>6,806.00</b>	CAPITAL DEBT AUTHORIZED, DECEMBER 31, 1982		Transfer From Taxes	<b>14,091.73</b>
Hospitals, Clinics, First Aid	<b>500.00</b>	ISSUED AND UNISSUED		Redeemed in 1982	
Animal, Insect, & Rodent Control		School	<b>1,190,000</b>	Cancelled, Abated or Adjusted (1982)	
Other Welfare Services		Self-Liquidating		Transfers to Foreclosed Property	
<b>RECREATION and CONSERVATION</b>		Other	<b>3,953,678</b>	Balance December 31, 1982	<b>17,466.76</b>
Beaches and Boardwalks		Total	<b>5,143,678</b>	<b>PROPERTY ACQUIRED BY DEED OR FORECLOSURE</b>	
Parks, Playgrounds, Shade Trees	<b>96,235.00</b>	ISSUED AND OUTSTANDING		Balance January 1, 1982	<b>33,330.00</b>
Land Reclamation & Conservation		School	<b>1,190,000.00</b>	Transfers From Taxes or Liens	
Other Recreational Services	<b>29,500.00</b>	Self-Liquidating		Sole for Cash (1982)	
<b>EDUCATION (excluding schools)</b>		Other	<b>3,882,000.00</b>	Cancelled, Abated or Adjusted (1982)	
Libraries	<b>181,741.00</b>	Total	<b>5,072,000.00</b>	Balance December 31, 1982	<b>33,330.00</b>
Other Educational Services		EQUALIZED VALUATION BASIS		<b>CURRENT FINANCES DECEMBER 31, 1982</b>	
<b>STATUTORY EXPENDITURES</b>		FOR NET DEBT COMPUTATION	<b>452,021,581</b>	<b>ASSETS</b>	
Pensions & F. I. C. A.	<b>283,265.83</b>	REAL PROPERTY VALUATIONS		Cash Dec. 31, 1982	<b>1,263,408.50</b>
Employee Fringe Benefits	<b>50,000.00</b>	Code Class # of Parcels % VAL'N		Taxes Receivable	<b>118,222.02</b>
Other Statutory Expenditures	<b>13,500.00</b>	1 Vacant Land 112 2.13	<b>6,201,200.00</b>	Tax Title Liens	<b>17,466.76</b>
<b>CETA and Other Public Employment Programs</b>		2 Residential 3418 69.17	<b>201,173,500.00</b>	Foreclosed Property	<b>33,330.00</b>
<b>MUNICIPAL FUNCTIONS TOTAL</b>	<b>3,763,777.23</b>	3 Farm 4 .06	<b>163,900.00</b>	Emergencies & Other Deferred Charges	<b>23,409.50</b>
<b>CAPITAL IMPROVEMENTS *MEMO*</b>		4a Commercial 73 11.30	<b>32,870,500.00</b>	State and Federal Aid Receivable	<b>2,506.00</b>
<b>DEBT SERVICE</b>		4b Industrial 18 14.26	<b>41,482,200.00</b>	Other Receivables	<b>10,728.85</b>
Principal Payments	<b>145,000.00</b>	4c Apartments 11 3.07	<b>8,935,200.00</b>	Total	<b>1,469,071.63</b>
Interest Payments	<b>274,716.00</b>	Total 3636	<b>290,826,500.00</b>	<b>LIABILITIES, RESERVES, AND SURPLUS</b>	
<b>DEFERRED CHARGES</b>	<b>55,000.00</b>	Land Area 3.50 Sq. Miles		Cash Liabilities	<b>196,832.92</b>
<b>SCHOOL, COUNTY, SPECIAL DISTRICT TAXES</b>	<b>9,544,188.36</b>	Net Valuation Taxable-Municipal	<b>296,346,754</b>	Reserves for Receivables	<b>179,747.63</b>
<b>RESERVE FOR UNCOLLECTED TAXES</b>	<b>642,524.56</b>	Net Valuation Taxable-County	<b>487,267,766</b>	Surplus Dec. 31, 1982	<b>1,092,491.08</b>
<b>EXPENDITURES TOTAL</b>	<b>14,825,206.15</b>	State Equalized Valuation	<b>477,030,423</b>	Total	<b>1,469,071.63</b>
		State Equalization Ratio	<b>61.68</b>		

0714

Population 1980 **329,248**  
 Population 1982 **322,214**  
 S & P Rating **BBB**  
 Moody Rating **BAA**

General Tax Rate Per \$100.

10.12  
 State Equalized Tax Rate  
 4.92

## NEWARK CITY - ESSEX COUNTY

## Form of Government:

Mayor-Council Plan C (OMCL 50)

Number of Members on Governing Body - 9

## PER CAPITA

Gross Debt **551.65**  
 Net Debt **162.30**  
 Debt Service **67.94**  
 Total Tax Levy **328.35**  
 Municipal Expenditures **759.09**

## PER CENT

Gross Debt **9.59**  
 Net Debt **2.82**  
 Tax Levy Collected **84.21**  
 Tax Levy Cancelled, Abated or Adjusted **2.74**

EXPENDITURES		REVENUES-REALIZED		1982 PROPERTY TAX	
GENERAL GOVERNMENT				STATE EQUALIZED TAX RATE <b>4.92</b>	
Governing Body & Public Boards	2,880,992.00	1982 Property Taxes Collected	88,272,056.40	Local District School Taxes	1.83 38,556,010.00
Municipal Clerk	929,767.00	1982 Payments in Lieu of Taxes	7,046,762.31	Regional & Consolidated School Tax	-
Financial Administration	2,557,361.00	Delinquent Tax & Lien Collections	8,844,675.91	School Taxes in Municipal Budget	.09 1,938,795.72
Assessment of Taxes	504,547.00	Business Personalty Replacement Taxes	19,172,986.52	County Taxes	1.19 25,031,885.98
Collection of Taxes	754,491.00	Taxes from Public Utilities	26,077,033.56	County Library Taxes	
Planning, Housing & Development	1,559,882.00	Other Miscellaneous Tax Revenues	6,552,048.84	Local Municipal Purpose Taxes	1.81 38,101,876.37
Human Resources	7,646,555.53	State Aid Revenues	47,923,717.53	Veteran & Senior Citizen Taxes	940,825.00
Elections	418,000.00	Federal Aid Revenues	20,000,260.00	Total Taxes for Rate Computation	4.92 104,609,393.07
General Administration (other)	21,986,838.72	State and Local Fiscal Assistance Act Utilized	7,451,633.74	Special District Taxes	
JUDICIARY		Sale of Acquired Property	792,034.36	Bank Corp. Taxes	1,038,343.99
Municipal Courts	1,574,841.86	Other Miscellaneous Revenues	47,740,042.61	Added and Omitted Taxes	1,050,623.12
PUBLIC SAFETY		Total	280,313,251.78	Total Taxes Levied - ABSTRACT	105,797,535.18
Fire Protection	23,057,474.00	Prior Years Surplus Appropriated	16,586,894.00	Total Taxes Billed	104,819,348.00
Police Protection	33,789,976.00	REVENUES	297,300,145.78	1982 TAXES COLLECTED	88,272,056.40
Civil Defense & Disaster Control	152,311.00	Reserve For Uncollected Taxes	15,528,000.00	1982 Taxes Cancelled, Abated or Adjusted	2,871,003.58
Environmental Inspection & Control	1,894,733.00	CAPITAL OUTLAY	14,133,050.97	Transfer to Tax Title Liens or Foreclosed	
Other Public Safety		Total		Balance Outstanding Dec. 31, 1982	13,676,288.02
PUBLIC WORKS		Public Enterprises	881,552.20	PRIOR YEARS TAXES OUTSTANDING	
Streets and Drainage	950,639.00	Recreation—Culture	1,754,929.46	Balance January 1, 1982	14,189,816.63
Sewers and Sewage Processing	16,068,847.00	Public Works	8,163,391.40	Collected in 1982	6,559,940.90
Garbage and Trash Disposal	8,013,055.00	Buildings and Grounds	1,307,192.90	Cancelled, Abated or Adjusted 1982	
Public Buildings and Grounds	10,119,247.00	Library and Education	2,025,985.01	Transfers to Tax Title Liens or Foreclosed	
Other Public Works	4,812,919.00	Conservation		Balance December 31, 1982	7,629,875.73
HEALTH and WELFARE		All Other		TAX TITLE LIENS OUTSTANDING	
Health Services Except Environmental	4,545,186.00	CAPITAL DEBT AUTHORIZED, DECEMBER 31, 1982		Balance January 1, 1982	7,969,073.95
Welfare-Public Assistance	4,700,912.00	ISSUED AND UNISSUED		Transfer From Taxes	
Hospitals, Clinics, First Aid		SCHOOL	113,915,469	Redeemed in 1982	2,284,735.01
Animal, Insect, & Rodent Control	707,124.00	Self-liquidating	9,081,430	Cancelled, Abated or Adjusted (1982)	85,734.19
Other Welfare Services	1,761,964.55	Other	54,752,055	Transfers to Foreclosed Property	653,948.27
RECREATION and CONSERVATION		Total	177,748,954	Balance December 31, 1982	4,944,656.48
Beaches and Boardwalks		ISSUED AND OUTSTANDING		PROPERTY ACQUIRED BY DEED OR	
Parks, Playgrounds, Shade Trees	642,738.00	SCHOOL	85,957,000.00	FORECLOSURE	
Land Reclamation & Conservation	386,004.91	Self-Liquidating	6,626,000.00	Balance January 1, 1982	51,214,573.53
Other Recreational Services	868,615.00	Other	53,362,000.00	Transfers From Taxes or Liens	
EDUCATION (excluding schools)		Total	145,945,000.00	Sale for Cash (1982)	
Libraries	4,263,543.00	EQUALIZED VALUATION BASIS		Cancelled, Abated or Adjusted (1982)	
Other Educational Services	5,810,115.40	FOR NET DEBT COMPUTATION	1,853,704,199	Balance December 31, 1982	51,214,573.53
STATUTORY EXPENDITURES		REAL PROPERTY VALUATIONS		CURRENT FINANCES DECEMBER 31, 1982	
Pensions & F. I. C. A.	22,513,766.00	Code Class # of Parcels % VAL'N	ASSESSED VALUATION	ASSETS	
Employee Fringe Benefits		1 Vacant Land 2982 2.25	20,851,300.00	Cash Dec. 31, 1982	46,729,260.99
Other Statutory Expenditures	760,000.00	2 Residential 26971 33.15	307,627,200.00	Taxes Receivable	21,306,163.75
CETA And Other Public Employment Programs	18,448,473.00	3 Farm		Tax Title Liens	4,944,656.48
MUNICIPAL FUNCTIONS	206,340,918.97	4a Commercial 5070 34.27	318,034,400.00	Foreclosed Property	51,214,573.53
CAPITAL IMPROVEMENTS	*MEMO*	4b Industrial 1238 19.35	179,573,300.00	Emergencies & Other Deferred Charges	378,167.72
DEBT SERVICE		4c Apartments 1735 10.99	101,973,100.00	State and Federal Aid Receivable	450,871.86
Principal Payments	12,461,000.00	Total	928,059,300.00	Other Receivables	45,992,610.99
Interest Payments	9,429,164.27	Land Area 24.14 Sq. Miles		Total	171,016,305.32
TYPE I SCHL DEBT *MEMO	13,150,801.39	Net Valuation Taxable-Municipal	1,024,987,400	LIABILITIES, RESERVES, AND SURPLUS	
DEFERRED CHARGES	830,150.42	Net Valuation Taxable-County	2,349,234,522	Cash Liabilities	49,951,525.79
SCHOOL, COUNTY, SPECIAL DISTRICT TAXES	65,566,691.70	State Equalized Valuation	2,026,897,523	Reserves for Receivables	103,038,021.37
RESERVE FOR UNCOLLECTED TAXES	15,528,000.00	State Equalization Ratio	48.58	Surplus Dec. 31, 1982	18,026,758.16
EXPENDITURES				Total	171,016,305.32
TOTAL	310,155,925.36				

1981/3000

▽

\* ABOVE DEBT SERVICE INCLUDES TYPE I SCHOOL DEBT



0813

Population 1980 **1,563**  
 Population 1982 **1,548**  
 S & P Rating  
 Maady Rating

General Tax Rate Per \$100.

2.52  
 State Equalized Tax Rate  
 2.13

**NEWFIELD BOROUGH – GLOUCESTER CO.****Form of Government:****Borough Council****Number of Members on Governing Body – 6****PER CAPITA:**

Grass Debt **120.48**  
 Net Debt **86.89**  
 Debt Service **1.44**  
 Total Tax Levy **446.66**  
 Municipal Expenditures **249.27**

**PER CENT:**

Grass Debt **.69**  
 Net Debt **.50**  
 Tax Levy Collected **93.56**  
 Tax Levy Cancelled, Abated  
 or Adjusted **.04**

EXPENDITURES		REVENUES-REALIZED		1982 PROPERTY TAX	
<b>GENERAL GOVERNMENT</b>				<b>STATE EQUALIZED TAX RATE</b> →	
Governing Body & Public Boards	7,300.00	1982 Property Taxes Collected		Local District School Taxes	1.11 355,537.00
Municipal Clerk		1982 Payments in Lieu of Taxes		Regional & Consolidated School Tax	
Financial Administration	12,584.85	Delinquent Tax & Lien Collections		School Taxes in Municipal Budget	
Assessment of Taxes	8,077.15	Business Personalty Replacement Taxes		County Taxes	.54 173,360.27
Collection of Taxes	12,113.17	Taxes from Public Utilities		County Library Taxes	.02 4,819.67
Planning, Housing & Development	6,400.00	Other Miscellaneous Tax Revenues		Local Municipal Purpose Taxes	.47 149,061.58
Human Resources		State Aid Revenues		Veteran & Senior Citizen Taxes	22,550.00
Elections	500.50	Federal Aid Revenues		Total Taxes for Rate Computation	2.14 705,328.52
General Administration (other)	49,901.31	State and Local Fiscal Assistance Act Utilized		Special District Taxes	
<b>JUDICIARY</b>		State and Local Fiscal Assistance Act Utilized		Bank Corp. Taxes	7,812.88
Municipal Courts	5,516.06	Sale of Acquired Property		Added and Omitted Taxes	839.55
<b>PUBLIC SAFETY</b>		Other Miscellaneous Revenues		Total Taxes Levied - ABSTRACT	691,430.95
Fire Protection	1,608.69	Total		Total Taxes Billed	683,812.59
Police Protection	80,519.57	Prior Years Surplus Appropriated		1982 TAXES COLLECTED	639,757.82
Civil Defense & Disaster Control		REVENUES		1982 Taxes Cancelled, Abated or Adjusted	302.40
Environmental Inspection & Control	7,843.86	Reserve For Uncollected Taxes		Transfer to Tax Title Liens or Foreclosed	7,746.88
Other Public Safety		TOTAL		Balance Outstanding Dec. 31, 1982	36,005.49
<b>PUBLIC WORKS</b>		<b>CAPITAL OUTLAY</b>		<b>PRIOR YEARS TAXES OUTSTANDING</b>	
Streets and Drainage	24,858.32	Public Enterprises		Balance January 1, 1982	38,877.42
Sewers and Sewage Processing		Recreation—Culture		Collected in 1982	35,888.58
Garbage and Trash Disposal	17,452.00	Public Works		Cancelled, Abated or Adjusted 1982	8.32
Public Buildings and Grounds	38,126.00	Buildings and Grounds		Transfers to Tax Title Liens or Foreclosed	1,784.05
Other Public Works		Library and Education		Balance December 31, 1982	1,196.47
<b>HEALTH and WELFARE</b>		Conservation		<b>TAX TITLE LIENS OUTSTANDING</b>	
Health Services Except Environmental	565.00	All Other		Balance January 1, 1982	23,471.92
Welfare-Public Assistance	100.00	<b>CAPITAL DEBT AUTHORIZED, DECEMBER 31, 1982</b>		Transfer From Taxes	9,695.59
Hospitals, Clinics, First Aid		<b>ISSUED AND UNISSUED</b>		Redeemed in 1982	22,351.29
Animal, Insect, & Rodent Control	2,300.96	<b>GROSS DEBT</b>		Cancelled, Abated or Adjusted (1982)	81.81
Other Welfare Services		<b>NET DEBT</b>		Transfers to Foreclosed Property	
<b>RECREATION and CONSERVATION</b>		School		Balance December 31, 1982	10,734.41
Beaches and Boardwalks		Self-Liquidating		<b>PROPERTY ACQUIRED BY DEED OR FORECLOSURE</b>	
Parks, Playgrounds, Shade Trees	1,500.00	Other		Balance January 1, 1982	
Land Reclamation & Conservation		Total		Transfers From Taxes or Liens	
Other Recreational Services	150.00	ISSUED AND OUTSTANDING		Sale for Cash (1982)	
<b>EDUCATION (excluding schools)</b>		School		Cancelled, Abated or Adjusted (1982)	
Libraries	6,000.00	Self-Liquidating		Balance December 31, 1982	
Other Educational Services		Other		<b>CURRENT FINANCES DECEMBER 31, 1982</b>	
<b>STATUTORY EXPENDITURES</b>		Total		<b>ASSETS</b>	
Pensions & F. I. C. A.	12,503.35	<b>EQUALIZED VALUATION BASIS</b>		Cash Dec. 31, 1982	390,752.19
Employee Fringe Benefits	5,100.00	<b>FOR NET DEBT COMPUTATION</b>		Taxes Receivable	37,201.96
Other Statutory Expenditures	1,700.00	<b>REAL PROPERTY VALUATIONS</b>		Tax Title Liens	10,734.41
<b>CETA And Other Public Employment Programs</b>		<b>Code Class # of Parcels % VAL'N</b>		Foreclosed Property	
<b>MUNICIPAL FUNCTIONS</b>		<b>ASSESSED VALUATION</b>		Emergencies & Other Deferred Charges	7,000.00
<b>CAPITAL IMPROVEMENTS</b>		1 Vacant Land 94 2.74		State and Federal Aid Receivable	5,209.83
<b>DEBT SERVICE</b>		2 Residential 461 66.42		Other Receivables	137.34
Principal Payments		3 Farm 34 3.78		Total	451,035.73
Interest Payments	2,230.15	4a Commercial 28 6.57		<b>LIABILITIES, RESERVES, AND SURPLUS</b>	
<b>DEFERRED CHARGES</b>		4b Industrial 15 19.13		Cash Liabilities	109,052.66
SCHOOL, COUNTY, SPECIAL DISTRICT TAXES	15,344.83	4c Apartments 5 1.37		Reserves for Receivables	48,073.71
RESERVE FOR UNCOLLECTED TAXES	533,716.94	Total 637		Surplus Dec. 31, 1982	293,909.36
EXPENDITURES	919,588.27	Land Area 1.71 Sq. Miles		Total	451,035.73
		Net Valuation Taxable-Municipal			
		Net Valuation Taxable-County			
		State Equalized Valuation			
		State Equalization Ratio			

1915

Population 1980 **7,748**  
 Population 1982 **7,676**  
 S & P Rating  
 Moody Rating

General Tax Rate Per \$100.

2.34  
 State Equalized Tax Rate  
 2.44

## NEWTON TOWN - SUSSEX COUNTY

## Form of Government:

## Council-Manager Plan B (OMCL 50)

## Number of Members on Governing Body - 5

## PER CAPITA:

Grass Debt **148.87**  
 Net Debt **53.31**  
 Debt Service **16.65**  
 Total Tax Levy **449.24**  
 Municipal Expenditures **247.26**

## PER CENT:

Grass Debt **.92**  
 Net Debt **.33**  
 Tax Levy Collected **94.94**  
 Tax Levy Cancelled, Abated  
 or Adjusted

EXPENDITURES		REVENUES-REALIZED		1982 PROPERTY TAX	
GENERAL GOVERNMENT				STATE EQUALIZED TAX RATE <b>1.57</b>	
Governing Body & Public Boards		1982 Property Taxes Collected	<b>3,256,050.22</b>	Local District School Taxes	<b>2,201,396.00</b>
Municipal Clerk		1982 Payments in Lieu of Taxes		Regional & Consolidated School Tax	
Financial Administration	<b>29,810.00</b>	Delinquent Tax & Lien Collections	<b>201,315.07</b>	School Taxes in Municipal Budget	
Assessment of Taxes	<b>24,518.00</b>	Business Personalty Replacement Taxes	<b>246,691.04</b>	County Taxes	<b>.56 *</b>
Collection of Taxes	<b>15,630.00</b>	Taxes from Public Utilities	<b>374,820.00</b>	Caunty Library Taxes	<b>.03</b>
Planning, Housing & Development	<b>3,650.00</b>	Other Miscellaneous Tax Revenues		Local Municipal Purpose Taxes	<b>.28</b>
Human Resources	<b>500.00</b>	State Aid Revenues	<b>76,518.53</b>	Veteran & Senior Citizen Taxes	<b>65,700.00</b>
Elections	<b>5,120.00</b>	Federal Aid Revenues		Total Taxes for Rate Computation	<b>2.44</b>
General Administration (other)	<b>181,715.00</b>	State and Local Fiscal Assistance Act Utilized	<b>63,026.00</b>	Special District Taxes	
JUDICIARY		Sale of Acquired Property		Bank Corp. Taxes	<b>18,606.91</b>
Municipal Courts	<b>16,728.00</b>	Other Miscellaneous Revenues	<b>441,061.55</b>	Added and Omitted Taxes	<b>4,359.50</b>
PUBLIC SAFETY		Total	<b>4,659,483.25</b>	Total Taxes Levied - ABSTRACT	<b>3,448,354.93</b>
Fire Protection	<b>25,421.00</b>	Prior Years Surplus Appropriated	<b>225,000.00</b>	Total Taxes Billed	<b>3,429,748.02</b>
Police Protection	<b>502,700.00</b>	REVENUES TOTAL	<b>4,884,483.25</b>	1982 TAXES COLLECTED	<b>2,256,050.22</b>
Civil Defense & Disaster Control	<b>700.00</b>	Reserve For Uncollected Taxes	<b>280,000.00</b>	1982 Taxes Cancelled, Abated or Adjusted	
Environmental Inspection & Control	<b>32,027.00</b>			Transfer to Tax Title Liens or Foreclosed	
Other Public Safety		CAPITAL OUTLAY TOTAL	<b>56,189.98</b>	Balance Outstanding Dec. 31, 1982	<b>173,697.80</b>
PUBLIC WORKS				PRIOR YEARS TAXES OUTSTANDING	
Streets and Drainage	<b>263,601.00</b>	Public Enterprises	<b>6,798.79</b>	Balance January 1, 1982	<b>193,519.54</b>
Sewers and Sewage Processing		Recreation—Culture		Collected in 1982	<b>188,117.46</b>
Garbage and Trash Disposal	<b>6,280.00</b>	Public Works	<b>11,313.00</b>	Cancelled, Abated or Adjusted 1982	
Public Buildings and Grounds	<b>73,414.00</b>	Buildings and Grounds	<b>78,078.19</b>	Transfers to Tax Title Liens or Fareclosed	
Other Public Works		Library and Education		Balance December 31, 1982	<b>5,402.08</b>
HEALTH and WELFARE		Conservation		TAX TITLE LIENS OUTSTANDING	
Health Services Except Environmental	<b>24,465.00</b>	All Other		Balance January 1, 1982	<b>26,674.46</b>
Welfare-Public Assistance	<b>8,610.00</b>			Transfer From Taxes	
Hospitals, Clinics, First Aid	<b>2,500.00</b>	CAPITAL DEBT AUTHORIZED, DECEMBER 31, 1982		Redeemed in 1982	<b>13,197.61</b>
Animal, Insect, & Rodent Control	<b>2,200.00</b>	ISSUED AND UNISSUED GROSS DEBT NET DEBT		Cancelled, Abated or Adjusted (1982)	
Other Welfare Services		School		Transfers to Foreclosed Property	
RECREATION and CONSERVATION		Self-liquidating	<b>922,000</b>	Balance December 31, 1982	<b>13,476.85</b>
Beaches and Baardwalks		Other	<b>220,737</b>	PROPERTY ACQUIRED BY DEED OR	
Parks, Playgrounds, Shade Trees	<b>32,622.00</b>	Total	<b>1,142,737</b>	FORECLOSURE	
Land Reclamation & Conservation				Balance January 1, 1982	<b>51,905.00</b>
Other Recreational Services	<b>27,176.00</b>	ISSUED AND OUTSTANDING		Transfers Fram Taxes or Liens	
EDUCATION (excluding schools)		School		Sale for Cash (1982)	
Libraries		Self-Liquidating	<b>522,000.00</b>	Cancelled, Abated or Adjusted (1982)	
Other Educational Services		Other	<b>37,000.00</b>	Balance December 31, 1982	<b>51,905.00</b>
STATUTORY EXPENDITURES		Total	<b>559,000.00</b>	CURRENT FINANCES DECEMBER 31, 1982	
Pensions & F. I. C. A.	<b>114,603.00</b>	EQUALIZED VALUATION BASIS		ASSETS	
Employee Fringe Benefits	<b>34,200.00</b>	FOR NET DEBT COMPUTATION	<b>123,888,951</b>	Cash Dec. 31, 1982	<b>490,482.42</b>
Other Statutory Expenditures	<b>1,500.00</b>	REAL PROPERTY VALUATIONS		Taxes Receivable	<b>179,099.88</b>
CETA And Other Public Employment Programs		Code Class # of Parcels % VAL'N		Tax Title Liens	<b>13,476.85</b>
MUNICIPAL FUNCTIONS TOTAL	<b>1,429,690.00</b>	1 Vacant Land 257 2.97	<b>4,199,020.00</b>	Fareclosed Property	<b>51,905.00</b>
CAPITAL IMPROVEMENTS *MEMO*		2 Residential 1649 64.83	<b>91,746,325.00</b>	Emergencies & Other Deferred Charges	<b>71,000.00</b>
DEBT SERVICE		3 Farm 5 .05	<b>81,400.00</b>	State and Federal Aid Receivable	<b>1,551.57</b>
Principal Payments	<b>21,800.00</b>	4a Commercial 239 22.93	<b>32,454,320.00</b>	Other Receivables	<b>35,650.00</b>
Interest Payments	<b>105,987.50</b>	4b Industrial 11 3.43	<b>4,849,720.00</b>	Total	<b>843,165.72</b>
		4c Apartments 17 5.78	<b>8,177,800.00</b>	LIABILITIES, RESERVES, AND SURPLUS	
DEFERRED CHARGES	<b>60,518.75</b>	Total 2178	<b>141,508,585.00</b>	Cash Liabilities	<b>148,250.04</b>
SCHOOL, COUNTY, SPECIAL DISTRICT TAXES	<b>3,031,961.41</b>	Land Area 3.30 Sq. Miles		Reserves for Receivables	<b>280,131.73</b>
RESERVE FOR UNCOLLECTED TAXES	<b>280,000.00</b>	Net Valuation Taxable-Municipal	<b>146,411,793</b>	Surplus Dec. 31, 1982	<b>414,783.95</b>
EXPENDITURES TOTAL	<b>4,929,957.66</b>	Net Valuation Taxable-County	<b>142,718,848</b>	Total	<b>843,165.72</b>
		State Equalized Valuation	<b>140,681,931</b>		
		State Equalization Ratio	<b>104.22</b>		

1981/3000

\*Includes County Health Service Taxes or Caunty Vacational School Taxes. See Table 13.



0239

Population 1980 **16,587**  
 Population 1982 **16,433**  
 S & P Rating  
 Moody Rating **A**

General Tax Rate Per \$100.

**2.84**  
 State Equalized Tax Rate  
**2.19**

**NORTH ARLINGTON BORO. — BERGEN CO.****Form of Government:****Borough Council****Number of Members on Governing Body — 6**

PER CAPITA:

Gross Debt **333.26**  
 Net Debt **223.83**  
 Debt Service **24.90**  
 Total Tax Levy **445.64**  
 Municipal Expenditures **246.29**

PER CENT:

Gross Debt **1.76**  
 Net Debt **1.18**  
 Tax Levy Collected **98.69**  
 Tax Levy Cancelled, Abated or Adjusted

EXPENDITURES		REVENUES-REALIZED		1982 PROPERTY TAX	
<b>GENERAL GOVERNMENT</b>				<b>STATE EQUALIZED TAX RATE</b> <span style="float:right">1.20</span>	
Governing Body & Public Boards	<b>13,000.00</b>	1982 Property Taxes Collected	<b>7,219,447.58</b>	Local District School Taxes	<b>4,016,130.25</b>
Municipal Clerk		1982 Payments in Lieu of Taxes		Regional & Consolidated School Tax	
Financial Administration	<b>12,260.00</b>	Delinquent Tax & Lien Collections	<b>119,473.56</b>	School Taxes in Municipal Budget	
Assessment of Taxes	<b>5,000.00</b>	Business Personalty Replacement Taxes	<b>151,182.00</b>	County Taxes	<b>1,165,180.99</b>
Collection of Taxes	<b>51,000.00</b>	Taxes from Public Utilities	<b>664,505.00</b>	County Library Taxes	
Planning, Housing & Development	<b>6,125.00</b>	Other Miscellaneous Tax Revenues		Local Municipal Purpose Taxes	<b>2,129,344.03</b>
Human Resources		State Aid Revenues	<b>225,680.56</b>	Veteran & Senior Citizen Taxes	<b>199,525.00</b>
Elections	<b>2,550.00</b>	Federal Aid Revenues		Total Taxes for Rate Computation	<b>7,510,180.27</b>
General Administration (other)	<b>421,501.00</b>	State and Local Fiscal Assistance Act Utilized	<b>146,052.00</b>	Special District Taxes	
<b>JUDICIARY</b>		Sale of Acquired Property		Bank Corp. Taxes	<b>7,926.95</b>
Municipal Courts	<b>61,600.00</b>	Other Miscellaneous Revenues	<b>688,356.68</b>	Added and Omitted Taxes	<b>4,701.67</b>
<b>PUBLIC SAFETY</b>		Total	<b>9,214,697.38</b>	Total Taxes Levied - ABSTRACT	<b>7,323,283.89</b>
Fire Protection	<b>48,482.00</b>	Prior Years Surplus Appropriated	<b>60,000.00</b>	Total Taxes Billed	<b>7,315,356.94</b>
Police Protection	<b>1,211,108.95</b>	REVENUES TOTAL	<b>9,274,697.38</b>	1982 TAXES COLLECTED	<b>7,219,447.58</b>
Civil Defense & Disaster Control	<b>2,000.00</b>	Reserve For Uncollected Taxes	<b>181,033.44</b>	1982 Taxes Cancelled, Abated or Adjusted	
Environmental Inspection & Control	<b>38,201.00</b>	CAPITAL OUTLAY TOTAL	<b>403,448.61</b>	Transfer to Tax Title Liens or Foreclosed	
Other Public Safety				Balance Outstanding Dec. 31, 1982	<b>95,909.36</b>
<b>PUBLIC WORKS</b>		Public Enterprises		<b>PRIOR YEARS TAXES OUTSTANDING</b>	
Streets and Drainage	<b>310,450.00</b>	Recreation—Culture	<b>119,498.52</b>	Balance January 1, 1982	<b>150,568.74</b>
Sewers and Sewage Processing	<b>156,185.00</b>	Public Works	<b>278,410.18</b>	Collected in 1982	<b>119,473.56</b>
Garbage and Trash Disposal	<b>228,450.00</b>	Buildings and Grounds	<b>5,539.91</b>	Cancelled, Abated or Adjusted 1982	
Public Buildings and Grounds	<b>53,300.00</b>	Library and Education		Transfers to Tax Title Liens or Foreclosed	
Other Public Works	<b>36,270.00</b>	Conservation		Balance December 31, 1982	<b>31,095.18</b>
<b>HEALTH and WELFARE</b>		All Other		<b>TAX TITLE LIENS OUTSTANDING</b>	
Health Services Except Environmental	<b>113,150.27</b>	CAPITAL DEBT AUTHORIZED, DECEMBER 31, 1982		Balance January 1, 1982	<b>574.68</b>
Welfare-Public Assistance	<b>15,800.00</b>	ISSUED AND UNISSUED GROSS DEBT NET DEBT		Transfer From Taxes	
Hospitals, Clinics, First Aid	<b>3,000.00</b>	School		Redeemed in 1982	
Animal, Insect, & Radent Control	<b>4,475.00</b>	Self-liquidating	<b>164,900</b>	Cancelled, Abated or Adjusted (1982)	
Other Welfare Services		Other	<b>5,311,538</b>	Transfers to Foreclosed Property	
<b>RECREATION and CONSERVATION</b>		Total	<b>5,476,438</b>	Balance December 31, 1982	<b>574.68</b>
Beaches and Boardwalks		ISSUED AND OUTSTANDING		<b>PROPERTY ACQUIRED BY DEED OR FORECLOSURE</b>	
Parks, Playgrounds, Shade Trees	<b>80,685.00</b>	School		Balance January 1, 1982	<b>24,065.00</b>
Land Reclamation & Conservation		Self-Liquidating	<b>134,100.00</b>	Transfers From Taxes or Liens	
Other Recreational Services	<b>12,000.00</b>	Other	<b>5,052,845.00</b>	Sale for Cash (1982)	
<b>EDUCATION (excluding schools)</b>		Total	<b>5,186,945.00</b>	Cancelled, Abated or Adjusted (1982)	
Libraries	<b>115,300.00</b>	EQUALIZED VALUATION BASIS FOR NET DEBT COMPUTATION	<b>310,536,541</b>	Balance December 31, 1982	<b>24,065.00</b>
Other Educational Services		REAL PROPERTY VALUATIONS		<b>CURRENT FINANCES DECEMBER 31, 1982</b>	
<b>STATUTORY EXPENDITURES</b>		Code Class # of Parcels % VAL'N ASSESSED VALUATION		<b>ASSETS</b>	
Pensions & F. I. C. A.	<b>272,570.30</b>	1 Vacant Land 91 1.03	<b>2,640,500.00</b>	Cash Dec. 31, 1982	<b>1,053,196.16</b>
Employee Fringe Benefits	<b>57,300.00</b>	2 Residential 3644 80.08	<b>205,846,612.00</b>	Taxes Receivable	<b>127,004.54</b>
Other Statutory Expenditures	<b>5,000.00</b>	3 Farm		Tax Title Liens	<b>574.68</b>
<b>CETA And Other Public Employment Programs</b>		4a Commercial 185 7.13	<b>18,336,900.00</b>	Foreclosed Property	<b>24,065.00</b>
<b>MUNICIPAL FUNCTIONS TOTAL</b>	<b>3,376,763.52</b>	4b Industrial 67 4.81	<b>12,376,000.00</b>	Emergencies & Other Deferred Charges	<b>45,989.55</b>
<b>CAPITAL IMPROVEMENTS *MEMO*</b>	<b>15,000.00</b>	4c Apartments 39 6.94	<b>17,847,300.00</b>	State and Federal Aid Receivable	<b>33,934.96</b>
<b>DEBT SERVICE</b>		Total 4026	<b>257,047,312.00</b>	Other Receivables	<b>150,877.13</b>
Principal Payments	<b>152,855.00</b>	Land Area 2.50 Sq. Miles		Total	<b>1,435,642.02</b>
Interest Payments	<b>256,305.78</b>	Net Valuation Taxable-Municipal	<b>258,279,255</b>	<b>LIABILITIES, RESERVES, AND SURPLUS</b>	
<b>DEFERRED CHARGES</b>	<b>80,251.31</b>	Net Valuation Taxable-County	<b>317,226,013</b>	Cash Liabilities	<b>830,551.99</b>
<b>SCHOOL, COUNTY, SPECIAL DISTRICT TAXES</b>	<b>5,181,311.24</b>	State Equalized Valuation	<b>333,937,936</b>	Reserves for Receivables	<b>302,521.35</b>
<b>RESERVE FOR UNCOLLECTED TAXES</b>	<b>181,033.44</b>	State Equalization Ratio	<b>77.26</b>	Surplus Dec. 31, 1982	<b>302,568.68</b>
<b>EXPENDITURES TOTAL</b>	<b>9,228,520.29</b>			Total	<b>1,435,642.02</b>

0508

Population 1980 **47,019**  
 Population 1982 **47,073**  
 S & P Rating  
 Moody Rating

General Tax Rate Per \$100.

4.69  
 State Equalized Tax Rate  
 3.77

**NORTH BERGEN TOWNSHIP – HUDSON CO.****Form of Government:****Commission (1911)****Number of Members on Governing Body – 5**

PER CAPITA:

Gross Debt **866.51**  
 Net Debt **628.90**  
 Debt Service **107.96**  
 Total Tax Levy **659.14**  
 Municipal Expenditures **474.98**

PER CENT:

Gross Debt **5.38**  
 Net Debt **3.91**  
 Tax Levy Collected **94.45**  
 Tax Levy Cancelled, Abated  
 or Adjusted **1.48**

EXPENDITURES		REVENUES-REALIZED		1982 PROPERTY TAX	
<b>GENERAL GOVERNMENT</b>				<b>STATE EQUALIZED TAX RATE</b> →	
Governing Body & Public Boards	39,025.00	1982 Property Taxes Collected		Local District School Taxes	1.51
Municipal Clerk	74,286.64	1982 Payments in Lieu of Taxes		Regional & Consolidated School Tax	
Financial Administration	114,455.76	Delinquent Tax & Lien Collections		School Taxes in Municipal Budget	.06
Assessment of Taxes	655,475.30	Business Personalty Replacement Taxes		County Taxes	1.17
Collection of Taxes	108,607.30	Taxes from Public Utilities		County Library Taxes	
Planning, Housing & Development	153,594.22	Other Miscellaneous Tax Revenues		Local Municipal Purpose Taxes	1.03
Human Resources		State Aid Revenues		Veteran & Senior Citizen Taxes	
Elections	10,881.76	Federal Aid Revenues		Total Taxes for Rate Computation	3.77
General Administration (other)	1,488,329.89	State and Local Fiscal Assistance Act Utilized		Special District Taxes	
<b>JUDICIARY</b>		Sale of Acquired Property		Bank Corp. Taxes	17,264.60
Municipal Courts	97,851.96	Other Miscellaneous Revenues		Added and Omitted Taxes	37,468.76
<b>PUBLIC SAFETY</b>		Total		Total Taxes Levied - ABSTRACT	31,027,587.66
Fire Protection	3,452,490.41	Prior Years Surplus Appropriated		Total Taxes Billed	31,015,848.32
Police Protection	2,646,516.64	REVENUES		1982 TAXES COLLECTED	29,294,025.66
Civil Defense & Disaster Control		Reserve For Uncollected Taxes		1982 Taxes Cancelled, Abated or Adjusted	460,548.74
Environmental Inspection & Control	255,567.30	CAPITAL OUTLAY		Transfer to Tax Title Liens or Foreclosed	270,953.14
Other Public Safety	21,907.96	TOTAL		Balance Outstanding Dec. 31, 1982	990,320.78
<b>PUBLIC WORKS</b>		Public Enterprises		<b>PRIOR YEARS TAXES OUTSTANDING</b>	
Streets and Drainage	568,035.34	Recreation—Culture		Balance January 1, 1982	1,063,422.19
Sewers and Sewage Processing	1,136,550.00	Public Works		Collected in 1982	680,854.41
Garbage and Trash Disposal	229,358.00	Buildings and Grounds		Cancelled, Abated or Adjusted 1982	24,880.78
Public Buildings and Grounds	50,361.09	Library and Education		Transfers to Tax Title Liens or Foreclosed	8,572.30
Other Public Works	141,124.92	Conservation		Balance December 31, 1982	349,114.70
<b>HEALTH and WELFARE</b>		All Other		<b>TAX TITLE LIENS OUTSTANDING</b>	
Health Services Except Environmental	152,344.94	CAPITAL DEBT AUTHORIZED, DECEMBER 31, 1982		Balance January 1, 1982	1,396,201.01
Welfare-Public Assistance	23,321.80	ISSUED AND UNISSUED		Transfer From Taxes	280,961.52
Hospitals, Clinics, First Aid		GROSS DEBT		Redeemed in 1982	44,503.29
Animal, Insect, & Rodent Control		NET DEBT		Cancelled, Abated or Adjusted (1982)	
Other Welfare Services		SCHOOL		Transfers to Foreclosed Property	
<b>RECREATION and CONSERVATION</b>		Self-liquidating		Balance December 31, 1982	1,632,659.24
Beaches and Boardwalks		Other		<b>PROPERTY ACQUIRED BY DEED OR</b>	
Parks, Playgrounds, Shade Trees	229,373.66	Total		<b>FORECLOSURE</b>	
Land Reclamation & Conservation		ISSUED AND OUTSTANDING		Balance January 1, 1982	1,699,879.00
Other Recreational Services	4,897.00	SCHOOL		Transfers From Taxes or Liens	
<b>EDUCATION (excluding schools)</b>		Self-Liquidating		Sale for Cash (1982)	
Libraries	230,000.00	Other		Cancelled, Abated or Adjusted (1982)	
Other Educational Services		Total		Balance December 31, 1982	1,699,879.00
<b>STATUTORY EXPENDITURES</b>		EQUALIZED VALUATION BASIS		<b>CURRENT FINANCES DECEMBER 31, 1982</b>	
Pensions & F. I. C. A.	1,634,116.81	FOR NET DEBT COMPUTATION		<b>ASSETS</b>	
Employee Fringe Benefits	870,587.52	REAL PROPERTY VALUATIONS		Cash Dec. 31, 1982	3,961,541.58
Other Statutory Expenditures	125,000.00			Taxes Receivable	1,339,435.48
<b>CETA And Other Public Employment Programs</b>				Tax Title Liens	1,632,659.24
<b>MUNICIPAL FUNCTIONS</b>				Foreclosed Property	1,699,879.00
<b>TOTAL</b>	<b>14,594,061.22</b>			Emergencies & Other Deferred Charges	1,120,832.73
<b>CAPITAL IMPROVEMENTS</b>	<b>*MEMO*</b>			State and Federal Aid Receivable	79,875.44
<b>DEBT SERVICE</b>				Other Receivables	431,668.04
Principal Payments	2,085,000.00			Total	10,265,891.51
Interest Payments	2,956,971.25			<b>LIABILITIES, RESERVES, AND SURPLUS</b>	
<b>TYPE I SCHL DEBT *MEMO</b>	<b>643,880.50</b>			Cash Liabilities	3,437,375.22
<b>DEFERRED CHARGES</b>	<b>755,582.37</b>			Reserves for Receivables	5,087,732.56
<b>SCHOOL, COUNTY, SPECIAL DISTRICT TAXES</b>	<b>22,513,341.49</b>			Surplus Dec. 31, 1982	1,740,783.73
<b>RESERVE FOR UNCOLLECTED TAXES</b>	<b>1,527,000.00</b>			Total	10,265,891.51
<b>EXPENDITURES</b>	<b>TOTAL</b>				
	<b>44,871,956.33</b>				

1981/3000

\* ABOVE DEBT SERVICE INCLUDES TYPE I SCHOOL DEBT

\*Includes County Health Service Taxes or County Vocational School Taxes. See Table 13.



Population 1980 **22,220**  
 Population 1982 **22,653**  
 S & P Rating **A+**  
 Moody Rating **AA**

General Tax Rate Per \$100. **4.71**  
 State Equalized Tax Rate **2.32**

**NORTH BRUNSWICK TWP. — MIDDLESEX CO.****Form of Government:****Township Committee****Number of Members on Governing Body — 5****PER CAPITA:**

Gross Debt **959.53**  
 Net Debt **686.55**  
 Debt Service **31.71**  
 Total Tax Levy **774.43**  
 Municipal Expenditures **326.88**

**PER CENT:**

Gross Debt **3.25**  
 Net Debt **2.33**  
 Tax Levy Collected **96.48**  
 Tax Levy Cancelled, Abated or Adjusted **.04**

EXPENDITURES		REVENUES-REALIZED		1982 PROPERTY TAX	
<b>GENERAL GOVERNMENT</b>				<b>STATE EQUALIZED TAX RATE</b> <span style="float:right">→</span>	
Governing Body & Public Boards		1982 Property Taxes Collected	<b>16,946,082.16</b>	Local District School Taxes <b>1.40</b>	<b>10,456,614.00</b>
Municipal Clerk		1982 Payments in Lieu of Taxes	<b>119,627.20</b>	Regional & Consolidated School Tax	
Financial Administration	<b>69,514.00</b>	Delinquent Tax & Lien Collections	<b>704,453.54</b>	School Taxes in Municipal Budget	
Assessment of Taxes	<b>50,683.00</b>	Business Personalty Replacement Taxes	<b>1,104,157.36</b>	County Taxes <b>.66</b>	<b>4,949,407.89</b>
Collection of Taxes	<b>64,649.00</b>	Taxes from Public Utilities	<b>1,964,916.00</b>	County Library Taxes	
Planning, Housing & Development	<b>203,661.05</b>	Other Miscellaneous Tax Revenues		Local Municipal Purpose Taxes <b>.26</b>	<b>1,928,065.73</b>
Human Resources	<b>700.00</b>	State Aid Revenues	<b>142,470.79</b>	Veteran & Senior Citizen Taxes	<b>166,375.00</b>
Elections	<b>9,425.00</b>	Federal Aid Revenues		Total Taxes for Rate Computation <b>2.32</b>	<b>17,500,462.62</b>
General Administration (other)	<b>586,878.00</b>	State and Local Fiscal Assistance Act Utilized	<b>169,277.00</b>	Special District Taxes	
<b>JUDICIARY</b>		Sale of Acquired Property		Bank Corp. Taxes	<b>10,969.23</b>
Municipal Courts	<b>70,024.00</b>	Other Miscellaneous Revenues	<b>579,248.61</b>	Added and Omitted Taxes	<b>158,035.98</b>
<b>PUBLIC SAFETY</b>		Total	<b>22,130,232.66</b>	Total Taxes Levied - ABSTRACT	<b>17,543,092.83</b>
Fire Protection	<b>50,000.00</b>	Prior Years Surplus Appropriated	<b>651,000.00</b>	Total Taxes Billed	<b>17,544,828.05</b>
Police Protection	<b>1,874,737.00</b>	REVENUES TOTAL	<b>22,781,232.66</b>	1982 TAXES COLLECTED	<b>16,946,082.16</b>
Civil Defense & Disaster Control	<b>7,225.00</b>	Reserve For Uncollected Taxes	<b>566,000.00</b>	1982 Taxes Cancelled, Abated or Adjusted	<b>7,517.16</b>
Environmental Inspection & Control	<b>133,071.48</b>	CAPITAL OUTLAY TOTAL	<b>2,479,959.85</b>	Transfer to Tax Title Liens or Foreclosed	<b>26,158.25</b>
Other Public Safety				Balance Outstanding Dec. 31, 1982	<b>585,070.48</b>
<b>PUBLIC WORKS</b>				<b>PRIOR YEARS TAXES OUTSTANDING</b>	
Streets and Drainage	<b>565,451.00</b>	Public Enterprises	<b>1,380,180.78</b>	Balance January 1, 1982	<b>705,142.54</b>
Sewers and Sewage Processing		Recreation—Culture	<b>4,125.53</b>	Collected in 1982	<b>694,280.49</b>
Garbage and Trash Disposal	<b>330,828.00</b>	Public Works	<b>1,039,548.78</b>	Cancelled, Abated or Adjusted 1982	
Public Buildings and Grounds	<b>108,282.00</b>	Buildings and Grounds	<b>55,110.24</b>	Transfers to Tax Title Liens or Foreclosed	<b>5,663.61</b>
Other Public Works	<b>179,350.00</b>	Library and Education	<b>994.52</b>	Balance December 31, 1982	<b>5,198.44</b>
<b>HEALTH and WELFARE</b>		Conservation		<b>TAX TITLE LIENS OUTSTANDING</b>	
Health Services Except Environmental	<b>15,590.00</b>	All Other		Balance January 1, 1982	<b>117,511.45</b>
Welfare-Public Assistance	<b>15,450.00</b>	CAPITAL DEBT AUTHORIZED, DECEMBER 31, 1982		Transfer From Taxes	<b>32,624.28</b>
Hospitals, Clinics, First Aid	<b>1,500.00</b>	ISSUED AND UNISSUED		Redeemed in 1982	<b>10,173.05</b>
Animal, Insect, & Rodent Control	<b>9,300.00</b>	School	<b>6,024,000</b>	Cancelled, Abated or Adjusted (1982)	
Other Welfare Services		Self-liquidating	<b>6,557,572</b>	Transfers to Foreclosed Property	<b>52,919.27</b>
<b>RECREATION and CONSERVATION</b>		Other	<b>9,154,601</b>	Balance December 31, 1982	<b>87,043.41</b>
Beaches and Boardwalks		Total	<b>21,736,174</b>	<b>PROPERTY ACQUIRED BY DEED OR FORECLOSURE</b>	
Parks, Playgrounds, Shade Trees	<b>257,463.00</b>			Balance January 1, 1982	<b>116,362.98</b>
Land Reclamation & Conservation	<b>700.00</b>			Transfers From Taxes or Liens	<b>52,919.27</b>
Other Recreational Services	<b>26,917.11</b>			Sale for Cash (1982)	
<b>EDUCATION (excluding schools)</b>				Cancelled, Abated or Adjusted (1982)	<b>15,200.00</b>
Libraries	<b>225,000.00</b>			Balance December 31, 1982	<b>154,082.25</b>
Other Educational Services	<b>7,550.00</b>			<b>CURRENT FINANCES DECEMBER 31, 1982</b>	
<b>STATUTORY EXPENDITURES</b>				ASSETS	
Pensions & F. I. C. A.	<b>410,150.00</b>			Cash Dec. 31, 1982	<b>1,951,195.77</b>
Employee Fringe Benefits	<b>194,125.00</b>			Taxes Receivable	<b>590,268.92</b>
Other Statutory Expenditures	<b>35,000.00</b>			Tax Title Liens	<b>87,043.41</b>
<b>CETA And Other Public Employment Programs</b>				Foreclosed Property	<b>154,082.25</b>
MUNICIPAL FUNCTIONS TOTAL	<b>5,583,223.64</b>			Emergencies & Other Deferred Charges	<b>171,670.11</b>
<b>CAPITAL IMPROVEMENTS *MEMO*</b>	<b>65,000.00</b>			State and Federal Aid Receivable	<b>22,301.27</b>
<b>DEBT SERVICE</b>				Other Receivables	<b>43,311.01</b>
Principal Payments	<b>329,500.00</b>			Total	<b>3,019,872.74</b>
Interest Payments	<b>348,798.45</b>			<b>LIABILITIES, RESERVES, AND SURPLUS</b>	
<b>DEFERRED CHARGES</b>	<b>137,272.54</b>			Cash Liabilities	<b>872,516.62</b>
<b>SCHOOL, COUNTY, SPECIAL DISTRICT TAXES</b>	<b>15,406,021.89</b>			Reserves for Receivables	<b>874,705.59</b>
<b>RESERVE FOR UNCOLLECTED TAXES</b>	<b>566,000.00</b>			Surplus Dec. 31, 1982	<b>1,272,650.53</b>
<b>EXPENDITURES TOTAL</b>	<b>22,610,816.52</b>			Total	<b>3,019,872.74</b>

0715

Population 1980 5,832  
 Population 1982 6,083  
 S & P Rating  
 Moody Rating A1

General Tax Rate Per \$100.  
 6.63  
 State Equalized Tax Rate  
 2.71

## NORTH CALDWELL TOWNSHIP – ESSEX CO.

Form of Government:

Borough Council

Number of Members on Governing Body – 6

PER CAPITA:

Gross Debt 827.22  
 Net Debt 298.95  
 Debt Service 45.92  
 Total Tax Levy 1,022.87  
 Municipal Expenditures 350.70

PER CENT:

Gross Debt 2.45  
 Net Debt .89  
 Tax Levy Collected 98.30  
 Tax Levy Cancelled, Abated  
 or Adjusted

EXPENDITURES		REVENUES-REALIZED		1982 PROPERTY TAX	
GENERAL GOVERNMENT				STATE EQUALIZED TAX RATE	
Governing Body & Public Boards		1982 Property Taxes Collected	6,117,756.39	Local District School Taxes .62	1,405,358.00
Municipal Clerk		1982 Payments in Lieu of Taxes		Regional & Consolidated School Tax .63	1,442,846.21
Financial Administration	14,300.00	Delinquent Tax & Lien Collections	118,353.91	School Taxes in Municipal Budget	
Assessment of Taxes	70,790.00	Business Personalty Replacement Taxes	26,801.92	County Taxes 1.03	2,334,747.54
Collection of Taxes	18,500.00	Taxes from Public Utilities	355,581.00	County Library Taxes	
Planning, Housing & Development	12,113.00	Other Miscellaneous Tax Revenues		Local Municipal Purpose Taxes .44	990,254.03
Human Resources		State Aid Revenues	52,281.78	Veteran & Senior Citizen Taxes	28,275.00
Elections	2,010.00	Federal Aid Revenues		Total Taxes for Rate Computation 2.72	6,201,480.78
General Administration (other)	190,004.00	State and Local Fiscal Assistance Act Utilized	21,586.08	Special District Taxes	
JUDICIARY		Sale of Acquired Property		Bank Corp. Taxes	215.09
Municipal Courts	27,050.00	Other Miscellaneous Revenues	301,383.25	Added and Omitted Taxes	48,706.62
PUBLIC SAFETY		Total	6,993,744.33	Total Taxes Levied - ABSTRACT	6,222,127.49
Fire Protection	29,300.00	Prior Years Surplus Appropriated	284,358.95	Total Taxes Billed	6,223,762.65
Police Protection	458,453.00	REVENUES TOTAL	7,278,103.28	1982 TAXES COLLECTED	6,117,756.39
Civil Defense & Disaster Control		Reserve For Uncollected Taxes	233,800.00	1982 Taxes Cancelled, Abated or Adjusted	
Environmental Inspection & Control	16,550.00	CAPITAL OUTLAY TOTAL	78,831.90	Transfer to Tax Title Liens or Foreclosed	4,766.97
Other Public Safety		Public Enterprises	442.74	Balance Outstanding Dec. 31, 1982	101,239.29
PUBLIC WORKS		Recreation—Culture		PRIOR YEARS TAXES OUTSTANDING	
Streets and Drainage	158,430.00	Public Works	32,437.32	Balance January 1, 1982	122,297.53
Sewers and Sewage Processing	109,485.00	Buildings and Grounds	45,951.84	Collected in 1982	118,156.67
Garbage and Trash Disposal	227,309.33	Library and Education		Cancelled, Abated or Adjusted 1982	
Public Buildings and Grounds	89,900.00	Conservation		Transfers to Tax Title Liens or Foreclosed	4,140.86
Other Public Works		All Other		Balance December 31, 1982	
HEALTH and WELFARE		CAPITAL DEBT AUTHORIZED, DECEMBER 31, 1982		TAX TITLE LIENS OUTSTANDING	
Health Services Except Environmental	13,170.00	ISSUED AND UNISSUED GROSS DEBT NET DEBT		Balance January 1, 1982	1,943.88
Welfare-Public Assistance	1,100.00	School 938,183		Transfer From Taxes	8,907.83
Hospitals, Clinics, First Aid		Self-liquidating 1,348,800	64,931	Redeemed in 1982	197.24
Animal, Insect, & Rodent Control		Other 2,745,000	1,753,572	Cancelled, Abated or Adjusted (1982)	
Other Welfare Services		Total 5,031,983	1,818,504	Transfers to Foreclosed Property	
RECREATION and CONSERVATION		ISSUED AND OUTSTANDING		Balance December 31, 1982	10,654.47
Beaches and Boardwalks		School 938,183.92		PROPERTY ACQUIRED BY DEED OR	
Parks, Playgrounds, Shade Trees	22,910.00	Self-Liquidating 1,322,500.00		FORECLOSURE	
Land Reclamation & Conservation		Other 2,745,000.00		Balance January 1, 1982	60,150.00
Other Recreational Services	1,500.00	Total 5,005,683.92		Transfers From Taxes or Liens	
EDUCATION (excluding schools)		EQUALIZED VALUATION BASIS		Sale for Cash (1982)	
Libraries		FOR NET DEBT COMPUTATION	204,978,467	Cancelled, Abated or Adjusted (1982)	
Other Educational Services		REAL PROPERTY VALUATIONS		Balance December 31, 1982	60,150.00
STATUTORY EXPENDITURES		Code Class # of Parcels % VAL'N ASSESSED VALUATION		CURRENT FINANCES DECEMBER 31, 1982	
Pensions & F. I. C. A.	89,870.00	1 Vacant Land 159 2.70	2,507,900.00	ASSETS	
Employee Fringe Benefits	41,240.00	2 Residential 1589 93.37	86,658,100.00	Cash Dec. 31, 1982	1,945,658.94
Other Statutory Expenditures	2,000.00	3 Farm 5 .05	48,100.00	Taxes Receivable	101,239.29
CETA And Other Public Employment Programs		4a Commercial 20 3.32	3,081,100.00	Tax Title Liens	10,654.47
MUNICIPAL FUNCTIONS TOTAL	1,595,984.33	4b Industrial 9 .56	515,700.00	Foreclosed Property	60,150.00
CAPITAL IMPROVEMENTS *MEMO*		4c Apartments		Emergencies & Other Deferred Charges	130,200.00
DEBT SERVICE		Total 1782 92,810,900.00		State and Federal Aid Receivable	17.06
Principal Payments	104,000.00	Land Area 2.90 Sq. Miles		Other Receivables	42,507.23
Interest Payments	175,308.34	Net Valuation Taxable-Municipal	93,138,100	Total	2,250,426.99
DEFERRED CHARGES	24,214.25	Net Valuation Taxable-County	208,556,307	LIABILITIES, RESERVES, AND SURPLUS	
SCHOOL, COUNTY, SPECIAL DISTRICT TAXES	5,182,951.75	State Equalized Valuation	226,971,644	Cash Liabilities	1,802,568.35
RESERVE FOR UNCOLLECTED TAXES	233,800.00	State Equalization Ratio	40.95	Reserves for Receivables	214,550.99
EXPENDITURES TOTAL	7,316,258.67			Surplus Dec. 31, 1982	273,307.65
				Total	2,290,426.99



## 1606

Population 1980 8,177  
 Population 1982 8,320  
 S & P Rating  
 Moody Rating

General Tax Rate Per \$100.

7.64

State Equalized Tax Rate

2.31

## NORTH HALEDON BOROUGH – PASSAIC CO.

## Form of Government:

## Borough Council

## Number of Members on Governing Body – 6

## PER CAPITA:

Gross Debt 2,875.37  
 Net Debt 2,780.46  
 Debt Service 23.79  
 Total Tax Levy 618.34  
 Municipal Expenditures 205.48

## PER CENT:

Gross Debt 11.79  
 Net Debt 11.40  
 Tax Levy Collected 98.64  
 Tax Levy Cancelled, Abated or Adjusted .06

EXPENDITURES		REVENUES-REALIZED		1982 PROPERTY TAX	
GENERAL GOVERNMENT		1982 Property Taxes Collected		STATE EQUALIZED TAX RATE	
Governing Body & Public Boards	7,500.00	1982 Payments in Lieu of Taxes		Local District School Taxes	.67
Municipal Clerk	38,117.00	Delinquent Tax & Lien Collections		Regional & Consolidated School Tax	.73
Financial Administration	34,570.00	Business Personalty Replacement Taxes		School Taxes in Municipal Budget	
Assessment of Taxes	10,260.00	Taxes from Public Utilities		County Taxes	.58
Collection of Taxes	18,943.00	Other Miscellaneous Tax Revenues		County Library Taxes	
Planning, Housing & Development	14,200.00	State Aid Revenues		Local Municipal Purpose Taxes	.33
Human Resources		Federal Aid Revenues		Veteran & Senior Citizen Taxes	
Elections	4,850.00	State and Local Fiscal Assistance Act Utilized		Total Taxes for Rate Computation	2.31
General Administration (other)	142,900.00	Sale of Acquired Property		Special District Taxes	
JUDICIARY		Other Miscellaneous Revenues		Bank Corp. Taxes	
Municipal Courts	21,210.00	Total		Added and Omitted Taxes	
PUBLIC SAFETY		Prior Years Surplus Appropriated		Total Taxes Levied - ABSTRACT	
Fire Protection	25,590.00	REVENUES TOTAL		Total Taxes Billed	
Police Protection	409,195.52	Reserve For Uncollected Taxes		1982 TAXES COLLECTED	
Civil Defense & Disaster Control	750.00	CAPITAL OUTLAY TOTAL		1982 Taxes Cancelled, Abated or Adjusted	
Environmental Inspection & Control	13,355.00	Public Enterprises		Transfer to Tax Title Liens or Foreclosed	
Other Public Safety		Recreation—Culture		Balance Outstanding Dec. 31, 1982	
PUBLIC WORKS		Public Works		PRIOR YEARS TAXES OUTSTANDING	
Streets and Drainage	169,790.98	Buildings and Grounds		Balance January 1, 1982	
Sewers and Sewage Processing	43,100.00	Library and Education		Collected in 1982	
Gorbage and Trash Disposal	94,000.00	Conservation		Cancelled, Abated or Adjusted 1982	
Public Buildings and Grounds	10,775.00	All Other		Transfers to Tax Title Liens or Foreclosed	
Other Public Works	38,625.00	CAPITAL DEBT AUTHORIZED, DECEMBER 31, 1982		Balance December 31, 1982	
HEALTH and WELFARE		ISSUED AND UNISSUED GROSS DEBT NET DEBT		TAX TITLE LIENS OUTSTANDING	
Health Services Except Environmental	16,430.00	School 789,602		Balance January 1, 1982	
Welfare-Public Assistance	1,090.00	Self-liquidating 23,133,460		Transfer From Taxes	
Hospitals, Clinics, First Aid		Other 23,923,063		Redeemed in 1982	
Animal, Insect, & Rodent Control		Total 23,923,063		Cancelled, Abated or Adjusted (1982)	
Other Welfare Services		ISSUED AND OUTSTANDING		Transfers to Foreclosed Property	
RECREATION and CONSERVATION		School 789,602.74		Balance December 31, 1982	
Beaches and Boardwalks		Self-Liquidating 5,307,450.40		PROPERTY ACQUIRED BY DEED OR FORECLOSURE	
Parks, Playgrounds, Shade Trees		Other 6,097,053.14		Balance January 1, 1982	
Land Reclamation & Conservation		Total 6,097,053.14		Transfers From Taxes or Liens	
Other Recreational Services	15,758.00	EQUALIZED VALUATION BASIS FOR NET DEBT COMPUTATION		Sale for Cash (1982)	
EDUCATION (excluding schools)		REAL PROPERTY VALUATIONS		Cancelled, Abated or Adjusted (1982)	
Libraries	65,000.00	Code Class # of Parcels % VAL'N ASSESSED VALUATION		Balance December 31, 1982	
Other Educational Services	300.00	1 Vacant Land 117 2.26 1,513,300.00		CURRENT FINANCES DECEMBER 31, 1982	
STATUTORY EXPENDITURES		2 Residential 2230 91.02 60,850,400.00		ASSETS	
Pensions & F. I. C. A.	98,375.71	3 Farm 12 .44 254,800.00		Cash Dec. 31, 1982	
Employee Fringe Benefits	35,550.00	4a Commercial 47 5.05 3,379,500.00		Taxes Receivable	
Other Statutory Expenditures	100.00	4b Industrial 8 1.22 818,000.00		Tax Title Liens	
CETA And Other Public Employment Programs		4c Apartments		Foreclosed Property	
MUNICIPAL FUNCTIONS TOTAL	1,370,335.21	Total 2414 66,856,000.00		Emergencies & Other Deferred Charges	
CAPITAL IMPROVEMENTS *MEMO*		Land Area 3.50 Sq. Miles		State and Federal Aid Receivable	
DEBT SERVICE		Net Valuation Taxable-Municipal		Other Receivables	
Principal Payments	122,920.00	Net Valuation Taxable-County		Total	
Interest Payments	75,036.76	State Equalized Valuation		LIABILITIES, RESERVES, AND SURPLUS	
DEFERRED CHARGES	24,116.00	State Equalization Ratio		Cash Liabilities	
SCHOOL, COUNTY, SPECIAL DISTRICT TAXES	4,397,350.55			Reserves for Receivables	
RESERVE FOR UNCOLLECTED TAXES	117,222.89			Surplus Dec. 31, 1982	
EXPENDITURES TOTAL	6,106,981.41			Total	

0326

Population 1980 9,050  
 Population 1982 9,212  
 S & P Rating  
 Moody Rating

General Tax Rate Per \$100.  
 1.86  
 State Equalized Tax Rate  
 1.60

## NORTH HANOVER TWP. - BURLINGTON CO.

## Form of Government:

## Township Committee

## Number of Members on Governing Body - 5

## PER CAPITA:

Gross Debt 42.87  
 Net Debt 35.28  
 Debt Service 5.23  
 Total Tax Levy 97.78  
 Municipal Expenditures 113.71

## PER CENT:

Gross Debt .79  
 Net Debt .65  
 Tax Levy Collected 94.34  
 Tax Levy Cancelled, Abated  
 or Adjusted 1.41

EXPENDITURES		REVENUES-REALIZED		1982 PROPERTY TAX	
GENERAL GOVERNMENT				STATE EQUALIZED TAX RATE $\downarrow$	
Governing Body & Public Boards				Local District School Taxes .49	270,893.00
Municipal Clerk				Regional & Consolidated School Tax .48	265,643.50
Financial Administration	21,330.00	1982 Property Taxes Collected 847,805.96		School Taxes in Municipal Budget	
Assessment of Taxes	11,645.00	1982 Payments in Lieu of Taxes		County Taxes .59	326,047.49
Collection of Taxes	9,185.00	Delinquent Tax & Lien Collections 30,083.68		County Library Taxes .03	18,034.68
Planning, Housing & Development	8,015.00	Business Personalty Replacement Taxes 21,775.72		Local Municipal Purpose Taxes	
Human Resources		Taxes from Public Utilities 501,651.00		Veteran & Senior Citizen Taxes	15,875.00
Elections		Other Miscellaneous Tax Revenues		Total Taxes for Rate Computation 1.59	896,493.67
General Administration (other)	147,220.00	State Aid Revenues 59,021.10		Special District Taxes	
JUDICIARY		Federal Aid Revenues		Bank Corp. Taxes	3,577.32
Municipal Courts	34,740.00	State and Local Fiscal Assistance Act Utilized 81,447.66		Added and Omitted Taxes	16,518.27
PUBLIC SAFETY		Sale of Acquired Property		Total Taxes Levied - ABSTRACT	900,714.26
Fire Protection	11,500.00	Other Miscellaneous Revenues		Total Taxes Billed	898,671.35
Police Protection	100,601.00	Total 1,847,218.14		1982 TAXES COLLECTED	847,805.96
Civil Defense & Disaster Control	4,500.00	Prior Years Surplus Appropriated 240,049.65		1982 Taxes Cancelled, Abated or Adjusted	12,687.42
Environmental Inspection & Control	13,520.00	REVENUES TOTAL 2,087,267.79		Transfer to Tax Title Liens or Foreclosed	442.40
Other Public Safety		Reserve For Uncollected Taxes 66,992.40		Balance Outstanding Dec. 31, 1982	37,735.57
PUBLIC WORKS		CAPITAL OUTLAY TOTAL 41,302.20		PRIOR YEARS TAXES OUTSTANDING	
Streets and Drainage	327,946.66	Public Enterprises		Balance January 1, 1982	30,100.22
Sewers and Sewage Processing	1,200.00	Recreation—Culture 12,518.05		Collected in 1982	30,083.68
Garbage and Trash Disposal	46,800.00	Public Works 25,784.15		Cancelled, Abated or Adjusted 1982	16.54
Public Buildings and Grounds	69,000.00	Buildings and Grounds 3,000.00		Transfers to Tax Title Liens or Foreclosed	
Other Public Works		Library and Education		Balance December 31, 1982	
HEALTH and WELFARE		Conservation		TAX TITLE LIENS OUTSTANDING	
Health Services Except Environmental	2,400.00	All Other		Balance January 1, 1982	1,534.86
Welfare-Public Assistance	4,330.00	CAPITAL DEBT AUTHORIZED, DECEMBER 31, 1982		Transfer From Taxes	442.40
Hospitals, Clinics, First Aid		ISSUED AND UNISSUED GROSS DEBT NET DEBT		Redeemed in 1982	
Animal, Insect, & Rodent Control	500.00	School 69,895		Cancelled, Abated or Adjusted (1982)	
Other Welfare Services		Self-liquidating		Transfers to Foreclosed Property	
RECREATION and CONSERVATION		Other 324,985		Balance December 31, 1982	1,977.26
Beaches and Boardwalks		Total 394,880		PROPERTY ACQUIRED BY DEED OR FORECLOSURE	
Parks, Playgrounds, Shade Trees	23,400.00	ISSUED AND OUTSTANDING		Balance January 1, 1982	850.00
Land Reclamation & Conservation		School 69,895.76		Transfers From Taxes or Liens	
Other Recreational Services	18,000.00	Self-Liquidating		Sale for Cash (1982)	
EDUCATION (excluding schools)		Other 310,000.00		Cancelled, Abated or Adjusted (1982)	
Libraries	100.00	Total 379,895.76		Balance December 31, 1982	850.00
Other Educational Services	40,000.00	EQUALIZED VALUATION BASIS		CURRENT FINANCES DECEMBER 31, 1982	
STATUTORY EXPENDITURES		FOR NET DEBT COMPUTATION 49,922,274		ASSETS	
Pensions & F. I. C. A.	23,350.00	REAL PROPERTY VALUATIONS		Cash Dec. 31, 1982	1,125,158.89
Employee Fringe Benefits	9,000.00	Code Class # of Parcels % VAL'N ASSESSED VALUATION		Taxes Receivable	37,735.57
Other Statutory Expenditures	4,000.00	1 Vacant Land 125 4.14 1,921,540.00		Tox Title Liens	1,977.26
CETA And Other Public Employment Programs		2 Residential 528 56.47 26,359,020.00		Foreclosed Property	850.00
MUNICIPAL FUNCTIONS TOTAL 932,282.66		3 Farm 232 13.02 6,076,200.00		Emergencies & Other Deferred Charges	71.47
CAPITAL IMPROVEMENTS *MEMO* 60,400.00		4a Commercial 58 20.31 9,481,690.00		State and Federal Aid Receivable	23,889.13
DEBT SERVICE		4b Industrial		Other Receivables	248,921.63
Principal Payments 28,000.00		4c Apartments 9 6.07 2,832,520.00		Total	1,438,603.95
Interest Payments 20,161.44		Total 952 46,680,970.00		LIABILITIES, RESERVES, AND SURPLUS	
DEFERRED CHARGES 63.18		Land Area 17.38 Sq. Miles		Cash Liabilities	347,965.52
SCHOOL, COUNTY, SPECIAL DISTRICT TAXES 880,618.67		Net Valuation Taxable-Municipal 47,504,841		Reserves for Receivables	289,484.46
RESERVE FOR UNCOLLECTED TAXES 66,992.40		Net Valuation Taxable-County 54,257,459		Surplus Dec. 31, 1982	801,153.97
EXPENDITURES TOTAL 1,928,118.35		State Equalized Valuation 54,996,982		Total	1,438,603.95
		State Equalization Ratio 86.17			



1814

Population 1980 **19,108**  
 Population 1982 **18,911**  
 S & P Rating  
 Moody Rating **A**

General Tax Rate Per \$100.

3.63

State Equalized Tax Rate

2.74

**NORTH PLAINFIELD BORO. — SOMERSET CO.****Form of Government:****Mayor-Council Plan E (OMCL 50)****Number of Members on Governing Body — 7****PER CAPITA:**

Gross Debt **469.76**  
 Net Debt **261.75**  
 Debt Service **23.73**  
 Total Tax Levy **522.93**  
 Municipal Expenditures **272.78**

**PER CENT:**

Gross Debt **2.69**  
 Net Debt **1.50**  
 Tax Levy Collected **96.75**  
 Tax Levy Cancelled, Abated or Adjusted **.14**

EXPENDITURES		REVENUES-REALIZED		1982 PROPERTY TAX	
GENERAL GOVERNMENT		1982 Property Taxes Collected		STATE EQUALIZED TAX RATE <b>1.63</b>	
Governing Body & Public Boards		1982 Payments in Lieu of Taxes	9,565,229.67	Local District School Taxes	5,844,374.07
Municipal Clerk		Delinquent Tax & Lien Collections	151,185.58	Regional & Consolidated School Tax	
Financial Administration	57,800.00	Business Personalty Replacement Taxes	142,670.68	School Taxes in Municipal Budget	
Assessment of Taxes	14,790.00	Taxes from Public Utilities	804,799.00	County Taxes	1,590,799.81
Collection of Taxes		Other Miscellaneous Tax Revenues		County Library Taxes	120,123.23
Planning, Housing & Development	8,700.00	State Aid Revenues	293,625.19	Local Municipal Purpose Taxes	2,243,612.27
Human Resources	600.00	Federal Aid Revenues		Veteran & Senior Citizen Taxes	162,950.00
Elections		State and Local Fiscal Assistance Act Utilized	154,713.16	Total Taxes for Rate Computation	9,961,859.38
General Administration (other)	483,427.00	Sale of Acquired Property		Special District Taxes	
JUDICIARY		Other Miscellaneous Revenues	1,180,668.84	Bank Corp. Taxes	25,983.67
Municipal Courts	80,238.00	Total	12,332,892.12	Added and Omitted Taxes	64,261.83
PUBLIC SAFETY		Prior Years Surplus Appropriated	430,000.00	Total Taxes Levied - ABSTRACT	9,889,154.88
Fire Protection	710,930.00	REVENUES TOTAL	12,762,892.12	Total Taxes Billed	9,886,393.69
Police Protection	1,248,359.16	Reserve For Uncollected Taxes	295,000.00	1982 TAXES COLLECTED	9,565,229.67
Civil Defense & Disaster Control	3,000.00	CAPITAL OUTLAY TOTAL	1,066,747.25	1982 Taxes Cancelled, Abated or Adjusted	13,890.13
Environmental Inspection & Control	18,450.00	Public Enterprises		Transfer to Tax Title Liens or Foreclosed	21,895.66
Other Public Safety		Recreation—Culture	68,162.61	Balance Outstanding Dec. 31, 1982	285,378.23
PUBLIC WORKS		Public Works	657,229.68	PRIOR YEARS TAXES OUTSTANDING	
Streets and Drainage	585,393.00	Buildings and Grounds	341,354.96	Balance January 1, 1982	174,999.30
Sewers and Sewage Processing	481,000.00	Library and Education		Collected in 1982	169,541.17
Garbage and Trash Disposal		Conservation		Cancelled, Abated or Adjusted 1982	
Public Buildings and Grounds	42,908.00	All Other		Transfers to Tax Title Liens or Foreclosed	3,798.68
Other Public Works	2,317.00	CAPITAL DEBT AUTHORIZED, DECEMBER 31, 1982		Balance December 31, 1982	1,659.45
HEALTH and WELFARE		ISSUED AND UNISSUED GROSS DEBT NET DEBT		TAX TITLE LIENS OUTSTANDING	
Health Services Except Environmental	42,640.00	School 1,781,000		Balance January 1, 1982	82,317.34
Welfare-Public Assistance	31,200.00	Self-liquidating 7,102,694	4,949,991	Transfer From Taxes	26,223.30
Hospitals, Clinics, First Aid		Other 8,883,694	4,549,991	Redeemed in 1982	21,644.41
Animal, Insect, & Rodent Control		ISSUED AND OUTSTANDING		Cancelled, Abated or Adjusted (1982)	9.46
Other Welfare Services	8,000.00	School 1,781,000.00		Transfers to Foreclosed Property	
RECREATION and CONSERVATION		Self-Liquidating 6,453,748.00		Balance December 31, 1982	86,886.77
Beaches and Boardwalks	5,000.00	Other 8,234,748.00		PROPERTY ACQUIRED BY DEED OR FORECLOSURE	
Parks, Playgrounds, Shade Trees		EQUALIZED VALUATION BASIS FOR NET DEBT COMPUTATION	325,814,372	Balance January 1, 1982	10,066.66
Land Reclamation & Conservation	46,250.00	REAL PROPERTY VALUATIONS		Transfers From Taxes or Liens	
Other Recreational Services		Code Class # of Parcels % VAL'N ASSESSED VALUATION		Sale for Cash (1982)	
EDUCATION (excluding schools)		1 Vacant Land 122 .47 1,259,600.00		Cancelled, Abated or Adjusted (1982)	
Libraries	36,096.00	2 Residential 4365 75.20 202,241,800.00		Balance December 31, 1982	10,066.66
Other Educational Services		3 Farm 34,150,000.00		CURRENT FINANCES DECEMBER 31, 1982	
STATUTORY EXPENDITURES		4a Commercial 219 12.71 606,300.00		ASSETS	
Pensions & F. I. C. A.	462,200.00	4b Industrial 4 .23 30,635,200.00		Cash Dec. 31, 1982	1,259,889.99
Employee Fringe Benefits		4c Apartments 26 11.39 268,532,900.00		Taxes Receivable	287,037.68
Other Statutory Expenditures	22,500.00	Total 4736 Land Area 2.70 Sq. Miles		Tax Title Liens	86,886.77
CETA And Other Public Employment Programs		Net Valuation Taxable-Municipal 270,582,145		Foreclosed Property	10,066.66
MUNICIPAL FUNCTIONS TOTAL	4,351,798.16	Net Valuation Taxable-County 335,871,425		Emergencies & Other Deferred Charges	
CAPITAL IMPROVEMENTS *MEMO*	58,000.00	State Equalized Valuation 357,851,762		State and Federal Aid Receivable	3,509.58
DEBT SERVICE		State Equalization Ratio 75.50		Other Receivables	100,761.11
Principal Payments	168,000.00			Total	1,748,151.79
Interest Payments	280,776.10			LIABILITIES, RESERVES, AND SURPLUS	
DEFERRED CHARGES	23,000.00			Cash Liabilities	537,185.71
SCHOOL, COUNTY, SPECIAL DISTRICT TAXES	7,555,297.11			Reserves for Receivables	484,752.22
RESERVE FOR UNCOLLECTED TAXES	255,000.00			Surplus Dec. 31, 1982	726,213.86
EXPENDITURES TOTAL	12,713,871.37			Total	1,748,151.79

# 0507

Population 1980 4,714  
Population 1982 4,864  
S & P Rating AAA  
Moody Rating BAA1

General Tax Rate Per \$100. 3.12  
State Equalized Tax Rate 1.52

## NORTH WILDWOOD CITY - CAPE MAY CO.

### Form of Government:

City Charter Act (P.L. 1899 c. 52)

Number of Members on Governing Body - 7

### PER CAPITA:

Gross Debt 1,095.03  
Net Debt 1,078.16  
Debt Service 137.62  
Total Tax Levy 1,186.28  
Municipal Expenditures 1,133.60

### PER CENT:

Gross Debt 1.66  
Net Debt 1.64  
Tax Levy Collected 88.88  
Tax Levy Cancelled, Abated or Adjusted

EXPENDITURES		REVENUES-REALIZED		1982 PROPERTY TAX	
<b>GENERAL GOVERNMENT</b>				<b>STATE EQUALIZED TAX RATE</b> → .40	
Governing Body & Public Boards		1982 Property Taxes Collected	5,122,579.31	Local District School Taxes	1,459,509.00
Municipal Clerk		1982 Payments in Lieu of Taxes		Regional & Consolidated School Tax	
Financial Administration	76,950.00	Delinquent Tax & Lien Collections	486,543.14	School Taxes in Municipal Budget	
Assessment of Taxes	159,225.00	Business Personalty Replacement Taxes	98,178.96	County Taxes	1,309,824.31
Collection of Taxes	63,800.00	Taxes from Public Utilities	368,188.00	County Library Taxes	81,447.88
Planning, Housing & Development	9,420.00	Other Miscellaneous Tax Revenues		Local Municipal Purpose Taxes	2,822,308.48
Human Resources		State Aid Revenues	29,238.80	Veteran & Senior Citizen Taxes	103,750.00
Elections	1,000.00	Federal Aid Revenues		Total Taxes for Rate Computation	5,816,839.67
General Administration (other)	716,606.00	State and Local Fiscal Assistance Act Utilized	133,000.00	Special District Taxes	
<b>JUDICIARY</b>		Sale of Acquired Property		Bank Corp. Taxes	6,634.60
Municipal Courts	72,400.00	Other Miscellaneous Revenues	1,114,316.39	Added and Omitted Taxes	50,328.68
<b>PUBLIC SAFETY</b>		Total	7,352,044.60	Total Taxes Levied - ABSTRACT	5,770,052.95
Fire Protection	236,790.00	Prior Years Surplus Appropriated	718,000.00	Total Taxes Billed	5,763,418.35
Police Protection	852,521.00	REVENUES TOTAL	8,070,044.60	1982 TAXES COLLECTED	5,122,579.31
Civil Defense & Disaster Control	9,650.00	Reserve For Uncollected Taxes	531,346.55	1982 Taxes Cancelled, Abated or Adjusted	
Environmental Inspection & Control	59,675.58			Transfer to Tax Title Liens or Foreclosed	
Other Public Safety				Balance Outstanding Dec. 31, 1982	640,839.04
<b>PUBLIC WORKS</b>		<b>CAPITAL OUTLAY TOTAL</b>	214,752.11	<b>PRIOR YEARS TAXES OUTSTANDING</b>	
Streets and Drainage	586,077.54	Public Enterprises		Balance January 1, 1982	450,531.60
Sewers and Sewage Processing	137,900.00	Recreation—Culture	6,100.69	Collected in 1982	429,524.18
Garbage and Trash Disposal	270,000.00	Public Works	186,233.60	Cancelled, Abated or Adjusted 1982	
Public Buildings and Grounds	71,700.00	Buildings and Grounds	22,417.82	Transfers to Tax Title Liens or Foreclosed	19,589.79
Other Public Works	84,469.00	Library and Education		Balance December 31, 1982	1,417.63
<b>HEALTH and WELFARE</b>		Conservation		<b>TAX TITLE LIENS OUTSTANDING</b>	
Health Services Except Environmental	15,691.00	All Other		Balance January 1, 1982	145,138.18
Welfare-Public Assistance	1,000.00			Transfer From Taxes	30,670.20
Hospitals, Clinics, First Aid				Redeemed in 1982	57,018.96
Animal, Insect, & Rodent Control	4,089.00			Cancelled, Abated or Adjusted (1982)	
Other Welfare Services				Transfers to Foreclosed Property	
<b>RECREATION and CONSERVATION</b>				Balance December 31, 1982	118,789.42
Beaches and Boardwalks	173,938.00			<b>PROPERTY ACQUIRED BY DEED OR FORECLOSURE</b>	
Parks, Playgrounds, Shade Trees				Balance January 1, 1982	31,895.50
Land Reclamation & Conservation				Transfers From Taxes or Liens	
Other Recreational Services	83,301.00			Sale for Cash (1982)	
<b>EDUCATION (excluding schools)</b>				Cancelled, Abated or Adjusted (1982)	
Libraries				Balance December 31, 1982	31,895.50
Other Educational Services				<b>CURRENT FINANCES DECEMBER 31, 1982</b>	
<b>STATUTORY EXPENDITURES</b>				<b>ASSETS</b>	
Pensions & F. I. C. A.	325,231.25	<b>EQUALIZED VALUATION BASIS FOR NET DEBT COMPUTATION</b>	320,316.920	Cash Dec. 31, 1982	1,053,707.58
Employee Fringe Benefits	152,500.00	<b>REAL PROPERTY VALUATIONS</b>		Taxes Receivable	642,256.67
Other Statutory Expenditures	26,100.00	Code Class # of Parcels % VAL'N	ASSESSED VALUATION	Tax Title Liens	118,789.42
<b>CETA And Other Public Employment Programs</b>		1 Vacant Land 352 2.94	5,361,053.00	Foreclosed Property	31,895.50
<b>MUNICIPAL FUNCTIONS TOTAL</b>	4,270,034.37	2 Residential 3467 57.63	105,101,257.00	Emergencies & Other Deferred Charges	139,077.54
<b>CAPITAL IMPROVEMENTS *MEMO*</b>	50,000.00	3 Farm		State and Federal Aid Receivable	2,683.16
<b>DEBT SERVICE</b>		4a Commercial 241 16.67	30,396,050.00	Other Receivables	62,881.15
Principal Payments	305,000.00	4b Industrial 3 .30	539,700.00	Total	2,051,291.02
Interest Payments	364,360.00	4c Apartments 445 22.47	40,573,030.00	<b>LIABILITIES, RESERVES, AND SURPLUS</b>	
		Total 4508	182,371,090.00	Cash Liabilities	634,995.56
<b>DEFERRED CHARGES</b>	43,100.00	Land Area 1.70 Sq. Miles		Reserves for Receivables	850,441.59
<b>SCHOOL, COUNTY, SPECIAL DISTRICT TAXES</b>	2,890,781.19	Net Valuation Taxable-Municipal	183,019,164	Surplus Dec. 31, 1982	565,853.87
<b>RESERVE FOR UNCOLLECTED TAXES</b>	531,346.55	Net Valuation Taxable-County	325,888,608	Total	2,051,291.02
<b>EXPENDITURES TOTAL</b>	8,404,622.11	State Equalized Valuation	376,129,009		
		State Equalization Ratio	48.57		



0118

Population 1980 7,795  
 Population 1982 7,748  
 S & P Rating AAA  
 Moody Rating BAA1

General Tax Rate Per \$100.

State Equalized Tax Rate 3.57  
 2.20

## NORTHFIELD CITY - ATLANTIC COUNTY

## Form of Government:

City Charter Act (P.L. 1897 c. 30)

Number of Members on Governing Body - 7

PER CAPITA:

Gross Debt 595.31  
 Net Debt 557.55  
 Debt Service 62.25  
 Total Tax Levy 700.80  
 Municipal Expenditures 381.34

PER CENT:

Gross Debt 2.16  
 Net Debt 2.02  
 Tax Levy Collected 95.41  
 Tax Levy Cancelled, Abated or Adjusted .21

EXPENDITURES		REVENUES-REALIZED		1982 PROPERTY TAX	
GENERAL GOVERNMENT				STATE EQUALIZED TAX RATE →	
Governing Body & Public Boards		1982 Property Taxes Collected	5,178,877.91	Local District School Taxes .80	1,950,050.50
Municipal Clerk		1982 Payments in Lieu of Taxes		Regional & Consolidated School Tax .53	1,296,549.32
Financial Administration	26,980.00	Delinquent Tax & Lien Collections	188,312.14	School Taxes in Municipal Budget .02	57,811.00
Assessment of Taxes	8,004.35	Business Personalty Replacement Taxes	53,912.60	County Taxes .41 *	956,509.42
Collection of Taxes	26,485.00	Taxes from Public Utilities	482,964.00	County Library Taxes .02	59,278.21
Planning, Housing & Development	7,570.00	Other Miscellaneous Tax Revenues	195,993.87	Local Municipal Purpose Taxes .41	1,001,028.25
Human Resources	1,500.00	State Aid Revenues	75,995.49	Veteran & Senior Citizen Taxes	56,175.00
Elections	3,069.61	Federal Aid Revenues		Total Taxes for Rate Computation 2.19	5,457,401.70
General Administration (other)	508,391.10	State and Local Fiscal Assistance Act Utilized	73,631.00	Special District Taxes	
JUDICIARY		Sale of Acquired Property		Bank Corp. Taxes	4,755.88
Municipal Courts	28,010.76	Other Miscellaneous Revenues	759,118.04	Added and Omitted Taxes	63,845.91
PUBLIC SAFETY		Total	7,048,805.05	Total Taxes Levied - ABSTRACT	5,429,828.49
Fire Protection	154,948.00	Prior Years Surplus Appropriated	237,000.00	Total Taxes Billed	5,427,784.97
Police Protection	594,138.52	REVENUES TOTAL	7,285,805.05	1982 TAXES COLLECTED	5,178,877.91
Civil Defense & Disaster Control	3,621.60	Reserve For Uncollected Taxes	234,546.61	1982 Taxes Cancelled, Abated or Adjusted	11,457.03
Environmental Inspection & Control	21,190.64	CAPITAL OUTLAY TOTAL	470,352.77	Transfer to Tax Title Liens or Foreclosed	456.96
Other Public Safety				Balance Outstanding Dec. 31, 1982	236,993.07
PUBLIC WORKS				PRIOR YEARS TAXES OUTSTANDING	
Streets and Drainage	258,313.00	Public Enterprises		Balance January 1, 1982	187,283.01
Sewers and Sewage Processing	76,900.00	Recreation—Culture		Collected in 1982	187,270.02
Garbage and Trash Disposal	44,316.00	Public Works	470,352.77	Cancelled, Abated or Adjusted 1982	
Public Buildings and Grounds	85,972.00	Buildings and Grounds		Transfers to Tax Title Liens or Foreclosed	
Other Public Works	48,500.00	Library and Education		Balance December 31, 1982	12.99
HEALTH and WELFARE		Conservation		TAX TITLE LIENS OUTSTANDING	
Health Services Except Environmental	2,800.00	All Other		Balance January 1, 1982	6,803.75
Welfare-Public Assistance	1,349.00	CAPITAL DEBT AUTHORIZED, DECEMBER 31, 1982		Transfer From Taxes	456.96
Hospitals, Clinics, First Aid		ISSUED AND UNISSUED GROSS DEBT NET DEBT		Redeemed in 1982	1,042.12
Animal, Insect, & Rodent Control	6,474.28	School 292,567		Cancelled, Abated or Adjusted (1982)	
Other Welfare Services		Self-liquidating		Transfers to Foreclosed Property	
RECREATION and CONSERVATION		Other 4,319,871	4,319,871	Balance December 31, 1982	6,218.59
Beaches and Boardwalks		Total 4,612,438	4,315,871	PROPERTY ACQUIRED BY DEED OR FORECLOSURE	
Parks, Playgrounds, Shade Trees	50,600.00	ISSUED AND OUTSTANDING		Balance January 1, 1982	19,233.50
Land Reclamation & Conservation		School 252,567.08		Transfers From Taxes or Liens	
Other Recreational Services	5,700.00	Self-liquidating		Sale for Cash (1982)	
EDUCATION (excluding schools)		Other 4,318,000.00	4,610,567.08	Cancelled, Abated or Adjusted (1982)	
Libraries	20,275.00	Total		Balance December 31, 1982	19,233.50
Other Educational Services		EQUALIZED VALUATION BASIS FOR NET DEBT COMPUTATION	213,566,079	CURRENT FINANCES DECEMBER 31, 1982 ASSETS	
STATUTORY EXPENDITURES		REAL PROPERTY VALUATIONS		Cash Dec. 31, 1982	717,401.01
Pensions & F. I. C. A.	143,069.11	Code Class # of Parcels % VAL'N ASSESSED VALUATION		Taxes Receivable	237,006.06
Employee Fringe Benefits		1 Vacant Land 355 5.43 8,122,700.00		Tax Title Liens	6,218.59
Other Statutory Expenditures	17,787.03	2 Residential 2507 71.10 106,310,100.00		Foreclosed Property	19,233.50
CETA And Other Public Employment Programs		3 Farm 9 .35 528,600.00		Emergencies & Other Deferred Charges	2,880.00
MUNICIPAL FUNCTIONS TOTAL	2,225,965.00	4a Commercial 157 22.97 34,347,300.00		State and Federal Aid Receivable	
CAPITAL IMPROVEMENTS *MEMO*	42,000.00	4b Industrial 1 .07 103,600.00		Other Receivables	1,497.71
DEBT SERVICE		4c Apartments 2 .07 107,500.00		Total	984,236.87
Principal Payments	201,000.00	Total 3031 149,520,200.00		LIABILITIES, RESERVES, AND SURPLUS	
Interest Payments	281,275.00	Land Area 3.50 Sq. Miles		Cash Liabilities	363,973.08
TYPE I SCHL DEBT *MEMO	64,655.00	Net Valuation Taxable-Municipal	150,250,394	Reserves for Receivables	263,955.86
DEFERRED CHARGES	11,825.61	Net Valuation Taxable-County	222,913,975	Surplus Dec. 31, 1982	356,307.93
SCHOOL, COUNTY, SPECIAL DISTRICT TAXES	4,360,198.45	State Equalized Valuation	243,773,432	Total	984,236.87
RESERVE FOR UNCOLLECTED TAXES	234,546.61	State Equalization Ratio	61.52		
EXPENDITURES TOTAL	7,314,810.67				

1981/3000

\* ABOVE DEBT SERVICE INCLUDES TYPE I SCHOOL DEBT

432

\*Includes County Health Service Taxes or County Vocational School Taxes. See Table 13.

0240

Population 1980 **5,046**  
 Population 1982 **5,015**  
 S & P Rating  
 Moody Rating **A**

General Tax Rate Per \$100.

State Equalized Tax Rate **3.45**  
**2.17**

**NORTHVALE BOROUGH – BERGEN COUNTY****Form of Government:****Borough Council****Number of Members on Governing Body – 6**

PER CAPITA:

Gross Debt **753.45**  
 Net Debt **624.02**  
 Debt Service **78.29**  
 Total Tax Levy **964.88**  
 Municipal Expenditures **409.13**

PER CENT:

Gross Debt **1.98**  
 Net Debt **1.64**  
 Tax Levy Collected **97.02**  
 Tax Levy Cancelled, Abated or Adjusted **.68**

EXPENDITURES		REVENUES-REALIZED		1982 PROPERTY TAX	
<b>GENERAL GOVERNMENT</b>				<b>STATE EQUALIZED TAX RATE</b>	
Governing Body & Public Boards		1982 Property Taxes Collected	<b>4,686,987.17</b>	Local District School Taxes	<b>.73</b> <b>1,607,257.18</b>
Municipal Clerk		1982 Payments in Lieu of Taxes		Regional & Consolidated School Tax	<b>.62</b> <b>1,359,768.16</b>
Financial Administration	<b>12,375.00</b>	Delinquent Tax & Lien Collections	<b>68,538.39</b>	School Taxes in Municipal Budget	
Assessment of Taxes	<b>9,216.00</b>	Business Personalty Replacement Taxes	<b>205,392.68</b>	County Taxes	<b>.32</b> <b>659,897.03</b>
Collection of Taxes	<b>9,340.00</b>	Taxes from Public Utilities	<b>346,904.00</b>	County Library Taxes	
Planning, Housing & Development	<b>8,290.00</b>	Other Miscellaneous Tax Revenues		Local Municipal Purpose Taxes	<b>.51</b> <b>1,125,089.19</b>
Human Resources		State Aid Revenues	<b>41,392.92</b>	Veteran & Senior Citizen Taxes	<b>49,175.00</b>
Elections	<b>1,050.00</b>	Federal Aid Revenues		Total Taxes for Rate Computation	<b>2.18</b> <b>4,841,186.56</b>
General Administration (other)	<b>227,580.91</b>	State and Local Fiscal Assistance Act Utilized	<b>76,205.00</b>	Special District Taxes	
<b>JUDICIARY</b>		Sale of Acquired Property		Bank Corp. Taxes	<b>13,172.33</b>
Municipal Courts	<b>17,410.00</b>	Other Miscellaneous Revenues	<b>99,888.52</b>	Added and Omitted Taxes	<b>33,700.77</b>
<b>PUBLIC SAFETY</b>		Total	<b>5,525,308.68</b>	Total Taxes Levied - ABSTRACT	<b>4,838,884.66</b>
Fire Protection	<b>67,587.00</b>	Prior Years Surplus Appropriated	<b>100,000.00</b>	Total Taxes Billed	<b>4,831,183.60</b>
Police Protection	<b>402,659.81</b>	REVENUES TOTAL	<b>5,625,308.68</b>	1982 TAXES COLLECTED	<b>4,686,987.17</b>
Civil Defense & Disaster Control	<b>100.00</b>	Reserve For Uncollected Taxes	<b>142,112.53</b>	1982 Taxes Cancelled, Abated or Adjusted	<b>32,991.60</b>
Environmental Inspection & Control	<b>21,500.00</b>	CAPITAL OUTLAY TOTAL	<b>231,967.94</b>	Transfer to Tax Title Liens or Foreclosed	<b>1,477.40</b>
Other Public Safety				Balance Outstanding Dec. 31, 1982	<b>109,727.43</b>
<b>PUBLIC WORKS</b>				<b>PRIOR YEARS TAXES OUTSTANDING</b>	
Streets and Drainage	<b>173,000.00</b>	Public Enterprises		Balance January 1, 1982	<b>80,389.26</b>
Sewers and Sewage Processing	<b>123,963.29</b>	Recreation—Culture	<b>1,101.32</b>	Collected in 1982	<b>68,538.39</b>
Garbage and Trash Disposal	<b>194,384.54</b>	Public Works	<b>59,670.01</b>	Cancelled, Abated or Adjusted 1982	
Public Buildings and Grounds	<b>3,600.00</b>	Buildings and Grounds	<b>171,196.61</b>	Transfers to Tax Title Liens or Foreclosed	<b>206.27</b>
Other Public Works	<b>24,754.00</b>	Library and Education		Balance December 31, 1982	<b>11,644.60</b>
<b>HEALTH and WELFARE</b>		Conservation		<b>TAX TITLE LIENS OUTSTANDING</b>	
Health Services Except Environmental	<b>20,654.00</b>	All Other		Balance January 1, 1982	<b>8,715.30</b>
Welfare-Public Assistance	<b>4,350.00</b>			Transfer From Taxes	<b>1,773.11</b>
Hospitals, Clinics, First Aid				Redeemed in 1982	
Animal, Insect, & Rodent Control				Cancelled, Abated or Adjusted (1982)	
Other Welfare Services				Transfers to Foreclosed Property	<b>10,136.70</b>
<b>RECREATION and CONSERVATION</b>				Balance December 31, 1982	<b>351.71</b>
Beaches and Boardwalks	<b>750.00</b>			<b>PROPERTY ACQUIRED BY DEED OR FORECLOSURE</b>	
Parks, Playgrounds, Shade Trees	<b>5,000.00</b>			Balance January 1, 1982	<b>32,198.30</b>
Land Reclamation & Conservation	<b>11,200.00</b>			Transfers From Taxes or Liens	<b>10,136.70</b>
Other Recreational Services				Sale for Cash (1982)	
<b>EDUCATION (excluding schools)</b>				Cancelled, Abated or Adjusted (1982)	
Libraries	<b>25,000.00</b>			Balance December 31, 1982	<b>42,335.00</b>
Other Educational Services	<b>3,000.00</b>			<b>CURRENT FINANCES DECEMBER 31, 1982</b>	
<b>STATUTORY EXPENDITURES</b>				<b>ASSETS</b>	
Pensions & F. I. C. A.	<b>102,265.00</b>			Cash Dec. 31, 1982	<b>369,922.24</b>
Employee Fringe Benefits	<b>29,000.00</b>			Taxes Receivable	<b>121,372.03</b>
Other Statutory Expenditures	<b>4,000.00</b>			Tax Title Liens	<b>351.71</b>
CETA And Other Public Employment Programs				Foreclosed Property	<b>42,335.00</b>
<b>MUNICIPAL FUNCTIONS TOTAL</b>	<b>1,502,029.55</b>			Emergencies & Other Deferred Charges	<b>42,679.63</b>
<b>CAPITAL IMPROVEMENTS *MEMO*</b>	<b>64,713.00</b>			State and Federal Aid Receivable	<b>1,669.85</b>
<b>DEBT SERVICE</b>				Other Receivables	<b>5,192.13</b>
Principal Payments	<b>230,000.00</b>			Total	<b>583,522.59</b>
Interest Payments	<b>162,622.37</b>			<b>LIABILITIES, RESERVES, AND SURPLUS</b>	
<b>DEFERRED CHARGES</b>	<b>15,046.65</b>			Cash Liabilities	<b>339,506.76</b>
SCHOOL, COUNTY, SPECIAL DISTRICT TAXES	<b>3,666,922.37</b>			Reserves for Receivables	<b>169,250.87</b>
RESERVE FOR UNCOLLECTED TAXES	<b>142,112.53</b>			Surplus Dec. 31, 1982	<b>74,764.96</b>
<b>EXPENDITURES TOTAL</b>	<b>5,718,733.47</b>			Total	<b>583,522.59</b>



Population 1980 **4,413**  
 Population 1982 **4,507**  
 S & P Rating **A**  
 Moody Rating **A**

General Tax Rate Per \$100.

3.62  
 State Equalized Tax Rate  
 2.24

**NORWOOD BOROUGH – BERGEN COUNTY****Form of Government:****Borough Council****Number of Members on Governing Body – 6****PER CAPITA:**

Gross Debt **862.10**  
 Net Debt **731.82**  
 Debt Service **92.18**  
 Total Tax Levy **979.09**  
 Municipal Expenditures **459.67**

**PER CENT:**

Gross Debt **2.24**  
 Net Debt **1.90**  
 Tax Levy Collected **96.40**  
 Tax Levy Cancelled, Abated  
 or Adjusted **1.31**

EXPENDITURES		REVENUES-REALIZED		1982 PROPERTY TAX	
<b>GENERAL GOVERNMENT</b>				<b>STATE EQUALIZED TAX RATE</b> →	
Governing Body & Public Boards		1982 Property Taxes Collected	<b>4,251,616.81</b>	Local District School Taxes .75	<b>1,456,292.00</b>
Municipal Clerk		1982 Payments in Lieu of Taxes		Regional & Consolidated School Tax .67	<b>1,304,714.25</b>
Financial Administration	<b>5,000.00</b>	Delinquent Tax & Lien Collections	<b>187,959.22</b>	School Taxes in Municipal Budget	
Assessment of Taxes	<b>10,830.00</b>	Business Personalty Replacement Taxes	<b>61,562.92</b>	County Taxes .34	<b>665,781.92</b>
Collection of Taxes	<b>2,382.00</b>	Taxes from Public Utilities	<b>478,464.00</b>	County Library Taxes	
Planning, Housing & Development	<b>12,440.00</b>	Other Miscellaneous Tax Revenues		Local Municipal Purpose Taxes .47	<b>916,626.42</b>
Human Resources		State Aid Revenues	<b>35,064.46</b>	Veteran & Senior Citizen Taxes	<b>42,975.00</b>
Elections		Federal Aid Revenues		Total Taxes for Rate Computation <b>2.23</b>	<b>4,386,389.59</b>
General Administration (other)	<b>143,745.00</b>	State and Local Fiscal Assistance Act Utilized	<b>48,922.00</b>	Special District Taxes	
<b>JUDICIARY</b>		Sale of Acquired Property		Bank Corp. Taxes	<b>6,470.33</b>
Municipal Courts	<b>11,230.00</b>	Other Miscellaneous Revenues	<b>128,760.96</b>	Added and Omitted Taxes	<b>62,853.45</b>
<b>PUBLIC SAFETY</b>		Total	<b>5,192,350.37</b>	Total Taxes Levied - ABSTRACT	<b>4,412,738.37</b>
Fire Protection	<b>73,468.00</b>	Prior Years Surplus Appropriated	<b>650,000.00</b>	Total Taxes Billed	<b>4,410,401.95</b>
Police Protection	<b>445,243.00</b>	REVENUES TOTAL	<b>5,842,350.37</b>	1982 TAXES COLLECTED	<b>4,251,616.81</b>
Civil Defense & Disaster Control		Reserve For Uncollected Taxes	<b>359,861.07</b>	1982 Taxes Cancelled, Abated or Adjusted	<b>57,988.78</b>
Environmental Inspection & Control	<b>28,056.00</b>	CAPITAL OUTLAY TOTAL	<b>122,902.58</b>	Transfer to Tax Title Liens or Foreclosed	<b>6,152.18</b>
Other Public Safety		Public Enterprises		Balance Outstanding Dec. 31, 1982	<b>94,644.18</b>
<b>PUBLIC WORKS</b>		Recreation—Culture		<b>PRIOR YEARS TAXES OUTSTANDING</b>	
Streets and Drainage	<b>190,919.42</b>	Public Works	<b>82,570.10</b>	Balance January 1, 1982	<b>197,952.47</b>
Sewers and Sewage Processing	<b>108,261.17</b>	Buildings and Grounds	<b>40,332.48</b>	Collected in 1982	<b>184,399.12</b>
Garbage and Trash Disposal	<b>36,000.00</b>	Library and Education		Cancelled, Abated or Adjusted 1982	<b>9,284.12</b>
Public Buildings and Grounds	<b>20,050.00</b>	Conservation		Transfers to Tax Title Liens or Foreclosed	<b>313.41</b>
Other Public Works	<b>5,200.00</b>	All Other		Balance December 31, 1982	<b>3,955.82</b>
<b>HEALTH and WELFARE</b>		CAPITAL DEBT AUTHORIZED, DECEMBER 31, 1982		<b>TAX TITLE LIENS OUTSTANDING</b>	
Health Services Except Environmental	<b>17,137.00</b>	ISSUED AND UNISSUED GROSS DEBT NET DEBT		Balance January 1, 1982	<b>38,524.28</b>
Welfare-Public Assistance	<b>1,250.00</b>	School 585,430		Transfer From Taxes	<b>6,528.54</b>
Hospitals, Clinics, First Aid		Self-liquidating 3,300,047	<b>3,298,314</b>	Redeemed in 1982	<b>3,560.10</b>
Animal, Insect, & Rodent Control		Other 3,885,478	<b>3,298,314</b>	Cancelled, Abated or Adjusted (1982)	
Other Welfare Services		Total 3,885,478	<b>3,298,314</b>	Transfers to Foreclosed Property	
<b>RECREATION and CONSERVATION</b>		ISSUED AND OUTSTANDING		Balance December 31, 1982	<b>41,492.72</b>
Beaches and Boardwalks		School 435,430.99		<b>PROPERTY ACQUIRED BY DEED OR FORECLOSURE</b>	
Parks, Playgrounds, Shade Trees		Self-Liquidating 2,929,606.45		Balance January 1, 1982	<b>157,911.66</b>
Land Reclamation & Conservation		Other 3,365,037.44		Transfers From Taxes or Liens	
Other Recreational Services	<b>13,425.00</b>	Total 3,365,037.44		Sale for Cash (1982)	
<b>EDUCATION (excluding schools)</b>		EQUALIZED VALUATION BASIS FOR NET DEBT COMPUTATION	<b>173,184,276</b>	Cancelled, Abated or Adjusted (1982)	
Libraries	<b>15,000.00</b>	REAL PROPERTY VALUATIONS		Balance December 31, 1982	<b>157,911.66</b>
Other Educational Services		Code Class # of Parcels % VAL'N ASSESSED VALUATION		<b>CURRENT FINANCES DECEMBER 31, 1982</b>	
<b>STATUTORY EXPENDITURES</b>		1 Vacant Land 228 4.39 5,227,200.00		ASSETS	
Pensions & F. I. C. A.	<b>85,293.06</b>	2 Residential 1255 70.73 84,303,135.00		Cash Dec. 31, 1982	<b>1,025,557.54</b>
Employee Fringe Benefits	<b>30,518.00</b>	3 Farm 3 .23 278,100.00		Taxes Receivable	<b>98,600.00</b>
Other Statutory Expenditures	<b>6,000.00</b>	4a Commercial 57 6.70 7,980,200.00		Tax Title Liens	<b>41,492.72</b>
<b>CETA And Other Public Employment Programs</b>		4b Industrial 38 17.96 21,404,100.00		Foreclosed Property	<b>157,911.66</b>
<b>MUNICIPAL FUNCTIONS</b>		4c Apartments		Emergencies & Other Deferred Charges	<b>30,836.40</b>
<b>CAPITAL IMPROVEMENTS</b>	<b>*MEMO*</b>	Total 1581 119,192,735.00		State and Federal Aid Receivable	
<b>DEBT SERVICE</b>		Land Area 2.90 Sq. Miles		Other Receivables	<b>28,750.00</b>
Principal Payments	<b>220,000.00</b>	Net Valuation Taxable-Municipal	<b>120,096,025</b>	Total	<b>1,383,148.32</b>
Interest Payments	<b>195,462.63</b>	Net Valuation Taxable-County	<b>181,102,005</b>	<b>LIABILITIES, RESERVES, AND SURPLUS</b>	
<b>DEFERRED CHARGES</b>	<b>34,951.77</b>	State Equalized Valuation	<b>193,866,093</b>	Cash Liabilities	<b>435,436.55</b>
<b>SCHOOL, COUNTY, SPECIAL DISTRICT TAXES</b>	<b>3,426,788.17</b>	State Equalization Ratio	<b>61.77</b>	Reserves for Receivables	<b>326,754.38</b>
<b>RESERVE FOR UNCOLLECTED TAXES</b>	<b>359,861.07</b>			Surplus Dec. 31, 1982	<b>620,957.39</b>
<b>EXPENDITURES</b>	<b>5,498,511.29</b>			Total	<b>1,383,148.32</b>

Population 1980 28,998  
 Population 1982 28,725  
 S & P Rating A+  
 Moody Rating A1

General Tax Rate Per \$100.

State Equalized Tax Rate 5.01  
 3.32

## NUTLEY TOWNSHIP - ESSEX COUNTY

Form of Government:

Commission (1911)

Number of Members on Governing Body - 5

PER CAPITA:

Gross Debt 199.00  
 Net Debt 148.26  
 Debt Service 11.47  
 Total Tax Levy 859.43  
 Municipal Expenditures 362.75

PER CENT:

Gross Debt .86  
 Net Debt .64  
 Tax Levy Collected 98.23  
 Tax Levy Cancelled, Abated or Adjusted .37

EXPENDITURES		REVENUES-REALIZED		1982 PROPERTY TAX	
GENERAL GOVERNMENT				STATE EQUALIZED TAX RATE →	
Governing Body & Public Boards	11,950.00	1982 Property Taxes Collected		Local District School Taxes 1.43	10,562,618.00
Municipal Clerk	83,310.00	1982 Payments in Lieu of Taxes		Regional & Consolidated School Tax	
Financial Administration	111,178.00	Delinquent Tax & Lien Collections		School Taxes in Municipal Budget	
Assessment of Taxes	74,630.00	Business Personalty Replacement Taxes		County Taxes 1.06	7,805,685.14
Collection of Taxes	63,920.00	Taxes from Public Utilities		County Library Taxes	
Planning, Housing & Development	22,017.00	Other Miscellaneous Tax Revenues		Local Municipal Purpose Taxes .84	6,196,167.07
Human Resources	23,085.00	State Aid Revenues		Veteran & Senior Citizen Taxes	316,450.00
Elections		Federal Aid Revenues		Total Taxes for Rate Computation 3.33	24,880,920.21
General Administration (other)	696,663.26	State and Local Fiscal Assistance Act Utilized		Special District Taxes	
JUDICIARY		Sale of Acquired Property		Bank Corp. Taxes	35,534.87
Municipal Courts	65,417.00	Other Miscellaneous Revenues		Added and Omitted Taxes	87,003.66
PUBLIC SAFETY		Total		Total Taxes Levied - ABSTRACT	24,687,008.74
Fire Protection	802,520.00	Prior Years Surplus Appropriated		Total Taxes Billed	24,653,819.22
Police Protection	2,147,748.90	REVENUES TOTAL		1982 TAXES COLLECTED	24,217,306.12
Civil Defense & Disaster Control	23,634.10	Reserve For Uncollected Taxes		1982 Taxes Cancelled, Abated or Adjusted	91,634.68
Environmental Inspection & Control	120,301.13	CAPITAL OUTLAY TOTAL		Transfer to Tax Title Liens or Foreclosed	21,788.79
Other Public Safety	5,280.00			Balance Outstanding Dec. 31, 1982	323,089.63
PUBLIC WORKS		Public Enterprises		PRIOR YEARS TAXES OUTSTANDING	
Streets and Drainage	517,045.72	Recreation—Culture		Balance January 1, 1982	245,826.83
Sewers and Sewage Processing	838,483.17	Public Works		Collected in 1982	226,741.29
Garbage and Trash Disposal	827,640.00	Buildings and Grounds		Cancelled, Abated or Adjusted 1982	3,299.03
Public Buildings and Grounds	221,197.00	Library and Education		Transfers to Tax Title Liens or Foreclosed	15,770.51
Other Public Works	48,775.00	Conservation		Balance December 31, 1982	16.00
HEALTH and WELFARE		All Other		TAX TITLE LIENS OUTSTANDING	
Health Services Except Environmental	307,458.00	CAPITAL DEBT AUTHORIZED, DECEMBER 31, 1982		Balance January 1, 1982	4,908.74
Welfare-Public Assistance	25,005.00	ISSUED AND UNISSUED GROSS DEBT NET DEBT		Transfer From Taxes	38,780.27
Hospitals, Clinics, First Aid		School 1,204,000		Redeemed in 1982	6,982.76
Animal, Insect, & Rodent Control	2,000.00	Self-liquidating 253,499		Cancelled, Abated or Adjusted (1982)	
Other Welfare Services	19,000.00	Other 4,258,849		Transfers to Foreclosed Property	
RECREATION and CONSERVATION		Total 5,716,348		Balance December 31, 1982	36,706.25
Beaches and Boardwalks		ISSUED AND OUTSTANDING		PROPERTY ACQUIRED BY DEED OR FORECLOSURE	
Parks, Playgrounds, Shade Trees	420,100.00	School 1,204,000.00		Balance January 1, 1982	32,347.00
Land Reclamation & Conservation		Self-Liquidating 226,920.00		Transfers From Taxes or Liens	
Other Recreational Services	50,200.00	Other 3,423,580.00		Sale for Cash (1982)	
EDUCATION (excluding schools)		Total 4,854,500.00		Cancelled, Abated or Adjusted (1982)	
Libraries	315,061.00	EQUALIZED VALUATION BASIS FOR NET DEBT COMPUTATION		Balance December 31, 1982	32,347.00
Other Educational Services		REAL PROPERTY VALUATIONS		CURRENT FINANCES DECEMBER 31, 1982	
STATUTORY EXPENDITURES		Code Class # of Parcels % VAL'N ASSESSED VALUATION		ASSETS	
Pensions & F. I. C. A.	934,044.06	1 Vacant Land 271 .48		Cash Dec. 31, 1982	2,257,252.14
Employee Fringe Benefits	233,000.00	2 Residential 7183 69.46		Taxes Receivable	323,105.63
Other Statutory Expenditures	40,000.00	3 Farm		Tax Title Liens	36,706.25
CETA And Other Public Employment Programs		4a Commercial 442 8.56		Foreclosed Property	32,347.00
MUNICIPAL FUNCTIONS TOTAL	9,100,663.34	4b Industrial 55 15.42		Emergencies & Other Deferred Charges	6,000.00
CAPITAL IMPROVEMENTS *MEMO*	1,000.00	4c Apartments 73 6.09		State and Federal Aid Receivable	46,103.91
DEBT SERVICE		Total 8024		Other Receivables	26,333.38
Principal Payments	329,585.00	Land Area 3.40 Sq. Miles		Total	2,727,848.31
Interest Payments		Net Valuation Taxable-Municipal		LIABILITIES, RESERVES, AND SURPLUS	
DEFERRED CHARGES	7,216.87	Net Valuation Taxable-County		Cash Liabilities	853,789.80
SCHOOL, COUNTY, SPECIAL DISTRICT TAXES	18,368,303.14	State Equalized Valuation		Reserves for Receivables	418,242.23
RESERVE FOR UNCOLLECTED TAXES	982,557.48	State Equalization Ratio		Surplus Dec. 31, 1982	1,455,816.28
EXPENDITURES TOTAL	28,788,325.83			Total	2,727,848.31



0242

Population 1980 13,443  
 Population 1982 13,399  
 S & P Rating A  
 Moody Rating A

General Tax Rate Per \$100.

State Equalized Tax Rate 4.68  
 2.74

## OAKLAND BOROUGH - BERGEN COUNTY

Form of Government:

Borough Council

Number of Members on Governing Body - 6

PER CAPITA:

Gross Debt 498.09  
 Net Debt 283.61  
 Debt Service 47.74  
 Total Tax Levy 878.17  
 Municipal Expenditures 346.00

PER CENT:

Gross Debt 1.72  
 Net Debt .98  
 Tax Levy Collected 96.71  
 Tax Levy Cancelled, Abated or Adjusted .21

EXPENDITURES		REVENUES-REALIZED		1982 PROPERTY TAX	
GENERAL GOVERNMENT				STATE EQUALIZED TAX RATE $\rightarrow$	
Governing Body & Public Boards		1982 Property Taxes Collected	11,368,691.67	Local District School Taxes 1.17	5,009,917.00
Municipal Clerk		1982 Payments in Lieu of Taxes	18,755.94	Regional & Consolidated School Tax .58	2,483,950.00
Financial Administration	63,550.00	Delinquent Tax & Lien Collections	327,442.75	School Taxes in Municipal Budget	
Assessment of Taxes	42,891.00	Business Personalty Replacement Taxes	139,196.20	County Taxes .35	1,489,587.84
Collection of Taxes	40,850.00	Taxes from Public Utilities	740,526.00	County Library Taxes	
Planning, Housing & Development	47,340.00	Other Miscellaneous Tax Revenues		Local Municipal Purpose Taxes .64	2,749,714.57
Human Resources	11,200.00	State Aid Revenues	119,658.90	Veteran & Senior Citizen Taxes	88,050.00
Elections	2,700.00	Federal Aid Revenues		Total Taxes for Rate Computation 2.74	11,821,219.41
General Administration (other)	643,985.58	State and Local Fiscal Assistance Act Utilized	119,648.14	Special District Taxes	
JUDICIARY		Sole of Acquired Property		Bank Corp. Taxes	3,744.84
Municipal Courts	41,989.00	Other Miscellaneous Revenues	387,257.89	Added and Omitted Taxes	29,650.14
PUBLIC SAFETY		Total	13,241,177.49	Total Taxes Levied - ABSTRACT	11,766,564.39
Fire Protection	83,660.00	Prior Years Surplus Appropriated	260,000.00	Total Taxes Billed	11,775,800.65
Police Protection	949,549.00	REVENUES TOTAL	13,501,177.49	1982 TAXES COLLECTED	11,388,691.67
Civil Defense & Disaster Control	8,000.00	Reserve For Uncollected Taxes	588,735.73	1982 Taxes Cancelled, Abated or Adjusted	25,075.44
Environmental Inspection & Control	34,842.00	CAPITAL OUTLAY TOTAL	340,590.93	Transfer to Tax Title Liens or Foreclosed	3,263.44
Other Public Safety		Public Enterprises		Balance Outstanding Dec. 31, 1982	358,770.10
PUBLIC WORKS		Recreation—Culture	1,100.00	PRIOR YEARS TAXES OUTSTANDING	
Streets and Drainage	357,350.00	Public Works	159,873.06	Balance January 1, 1982	322,768.33
Sewers and Sewage Processing		Buildings and Grounds	139,617.87	Collected in 1982	313,080.36
Gorbage and Trash Disposal	50,600.00	Library and Education		Cancelled, Abated or Adjusted 1982	7,469.88
Public Buildings and Grounds	117,483.00	Conservation		Transfers to Tax Title Liens or Foreclosed	27.00
Other Public Works	51,950.00	All Other		Balance December 31, 1982	2,191.09
HEALTH and WELFARE		CAPITAL DEBT AUTHORIZED, DECEMBER 31, 1982		TAX TITLE LIENS OUTSTANDING	
Health Services Except Environmental	81,708.00	ISSUED AND UNISSUED GROSS DEBT NET DEBT		Balance January 1, 1982	32,119.85
Welfare-Public Assistance	2,641.00	School 1,717,439	106,014	Transfer From Taxes	3,318.44
Hospitals, Clinics, First Aid		Self-liquidating 540,950	3,694,071	Redeemed in 1982	14,362.39
Animal, Insect, & Rodent Control		Other 4,415,464		Cancelled, Abated or Adjusted (1982)	
Other Welfare Services		Total 6,673,853	3,800,085	Transfers to Foreclosed Property	
RECREATION and CONSERVATION		ISSUED AND OUTSTANDING		Balance December 31, 1982	21,075.90
Beaches and Boardwalks		School 1,717,437.39		PROPERTY ACQUIRED BY DEED OR FORECLOSURE	
Parks, Playgrounds, Shade Trees	8,650.00	Self-Liquidating 245,000.00		Balance January 1, 1982	548,450.00
Land Reclamation & Conservation	992.00	Other 3,649,750.00		Transfers From Taxes or Liens	
Other Recreational Services	66,800.00	Total 5,612,187.39		Sole for Cosh (1982)	
EDUCATION (excluding schools)		EQUALIZED VALUATION BASIS FOR NET DEBT COMPUTATION	388,879,438	Cancelled, Abated or Adjusted (1982)	
Libraries	135,775.00	REAL PROPERTY VALUATIONS		Balance December 31, 1982	548,450.00
Other Educational Services		Code Class # of Parcels % VAL'N ASSESSED VALUATION		CURRENT FINANCES DECEMBER 31, 1982	
STATUTORY EXPENDITURES		1 Vocont Land 322 3.46 8,608,300.00		ASSETS	
Pensions & F. I. C. A.	302,906.86	2 Residential 3883 76.24 189,583,800.00		Cosh Dec. 31, 1982	774,245.14
Employee Fringe Benefits		3 Farm 8 .10 257,600.00		Taxes Receivable	360,961.19
Other Statutory Expenditures	11,310.00	4a Commercial 94 9.86 24,520,100.00		Tax Title Liens	21,075.90
CETA And Other Public Employment Programs		4b Industrial 40 10.33 25,651,200.00		Foreclosed Property	548,450.00
MUNICIPAL FUNCTIONS TOTAL	3,198,722.44	4c Apartments		Emergencies & Other Deferred Charges	
CAPITAL IMPROVEMENTS *MEMG*	50,000.00	Total 4347 248,661,000.00		State and Federal Aid Receivable	1,175.51
DEBT SERVICE		Land Area 9.10 Sq. Miles		Other Receivables	4,706.91
Principal Payments	377,643.24	Net Valuation Taxable-Municipal	250,986,122	Total	1,710,614.65
Interest Payments	262,017.26	Net Valuation Taxable-County	408,885,901	LIABILITIES, RESERVES, AND SURPLUS	
DEFERRED CHARGES	208,938.36	State Equalized Valuation	426,371,848	Cash Liabilities	337,330.26
SCHOOL, COUNTY, SPECIAL DISTRICT TAXES	6,983,454.84	State Equalization Ratio 58.64		Reserves for Receivables	935,194.00
RESERVE FOR UNCOLLECTED TAXES	588,735.73			Surplus Dec. 31, 1982	438,090.39
EXPENDITURES TOTAL	13,619,511.87			Total	1,710,614.65

0426

Population 1980 4,251  
 Population 1982 4,231  
 S & P Rating  
 Moody Rating

General Tax Rate Per \$100.

State Equalized Tax Rate

3.10

## OAKLYN BOROUGH - CAMDEN COUNTY

## Form of Government:

## Borough Council

## Number of Members on Governing Body - 6

## PER CAPITA:

Gross Debt 261.69  
 Net Debt 102.91  
 Debt Service 24.56  
 Total Tax Levy 495.87  
 Municipal Expenditures 215.47

## PER CENT:

Gross Debt 1.75  
 Net Debt .69  
 Tax Levy Collected 97.52  
 Tax Levy Cancelled, Abated or Adjusted .02

EXPENDITURES		REVENUES-REALIZED		1982 PROPERTY TAX	
GENERAL GOVERNMENT		1982 Property Taxes Collected		STATE EQUALIZED TAX RATE 1.40	
Governing Body & Public Boords			2,046,359.33	Lacol District Schaal Taxes 1.40 945,638.00	
Municipal Clerk		1982 Payments in Lieu of Taxes		Regional & Consalidated Schaal Tax	
Financial Administration	7,790.00	Delinquent Tax & Lien Collections	40,863.88	School Taxes in Municipal Budget	
Assessment of Taxes	7,190.00	Business Personalty Replacement Taxes	26,706.88	County Taxes 1.13 *	
Collection of Taxes	15,295.00	Taxes from Public Utilities	202,074.74	Caunty Library Taxes .03	
Plonning, Housing & Development	2,650.00	Other Miscellaneous Tax Revenues		Lacol Municipal Purpose Taxes .55	
Human Resources		State Aid Revenues	68,402.74	Veteran & Senior Citizen Taxes	
Elections		Federal Aid Revenues		Total Taxes for Rate Computation 3.11	
General Administration (other)	109,771.13	State and Local Fiscal Assistance Act Utilized	20,069.32	Special District Taxes	
JUDICIARY		Sole of Acquired Property		Bank Corp. Taxes	
Municipal Courts	11,550.00	Other Miscellaneous Revenues	187,254.20	Added and Omitted Taxes	
PUBLIC SAFETY		Total	2,591,731.09	Total Taxes Levied - ABSTRACT	
Fire Protection	32,100.00	Prior Years Surplus Appropriated	130,000.00	Total Taxes Billed	
Police Protection	152,755.85	REVENUES TOTAL	2,721,731.09	1982 TAXES COLLECTED	
Civil Defense & Disaster Control	2,811.00	Reserve For Uncollected Taxes	78,560.46	1982 Taxes Cancelled, Abated or Adjusted	
Environmental Inspection & Control	3,700.00	CAPITAL OUTLAY TOTAL	60,976.41	Transfer to Tax Title Liens or Foreclosed	
Other Public Safety				Balance Outstanding Dec. 31, 1982	
PUBLIC WORKS				PRIOR YEARS TAXES OUTSTANDING	
Streets and Drainage	78,839.88	Public Enterprises		Balance January 1, 1982	
Sewers and Sewage Processing	34,769.60	Recreation—Culture		Collected in 1982	
Garbage and Trash Disposal	87,960.00	Public Works	60,976.41	Cancelled, Abated or Adjusted 1982	
Public Buildings and Grounds	46,355.70	Buildings and Grounds		Transfers to Tax Title Liens or Foreclosed	
Other Public Works	169.57	Library and Education		Balance December 31, 1982	
HEALTH and WELFARE		Conservation		TAX TITLE LIENS OUTSTANDING	
Health Services Except Environmental	500.00	All Other		Balance January 1, 1982	
Welfare-Public Assistance	4,375.00	CAPITAL DEBT AUTHORIZED, DECEMBER 31, 1982		Transfer From Taxes	
Hospitals, Clinics, First Aid		ISSUED AND UNISSUED GROSS DEBT NET DEBT		Redeemed in 1982	
Animal, Insect, & Radent Control		School 661,000		Cancelled, Abated or Adjusted (1982)	
Other Welfare Services		Self-liquidating		Transfers to Foreclosed Property	
RECREATION and CONSERVATION		Other 446,197	435,431	Balance December 31, 1982	
Beaches and Boardwalks		Total 1,107,197	435,431	PROPERTY ACQUIRED BY DEED OR	
Parks, Playgrounds, Shode Trees	6,685.00	ISSUED AND OUTSTANDING		FORECLOSURE	
Land Reclomotion & Conservation		School 661,000.00		Balance January 1, 1982	
Other Recreotational Services	2,122.00	Self-Liquidating		Transfers From Taxes or Liens	
EDUCATION (excluding schaals)		Other 433,600.00		Sole for Cash (1982)	
Libraries	13,800.00	Total 1,094,600.00		Cancelled, Abated or Adjusted (1982)	
Other Educational Services		EQUALIZED VALUATION BASIS		Balance December 31, 1982	
STATUTORY EXPENDITURES		FOR NET DEBT COMPUTATION	63,268,872	CURRENT FINANCES DECEMBER 31, 1982	
Pensions & F. I. C. A.	49,963.42	REAL PROPERTY VALUATIONS		ASSETS	
Employee Fringe Benefits	12,440.00	Code Class # of Parcels % VAL'N		Cash Dec. 31, 1982	
Other Statutory Expenditures		1 Vacant Land 39 .63	298,400.00	Taxes Receivable	
CETA And Other Public Employment Programs		2 Residential 1284 81.56	38,331,300.00	Tox Title Liens	
MUNICIPAL FUNCTIONS TOTAL	723,597.15	3 Farm		Foreclosed Property	
CAPITAL IMPROVEMENTS *MEMU*	10,000.00	4a Commercial 76 11.58	5,441,500.00	Emergencies & Other Deferred Charges	
DEBT SERVICE		4b Industrial 3 .53	248,900.00	State and Federal Aid Receivable	
Principal Payments	58,795.00	4c Apartments 18 5.69	2,676,100.00	Other Receivables	
Interest Payments	45,099.45	Total 1420	46,956,600.00	Total	
DEFERRED CHARGES	5,582.69	Land Area .63 Sq. Miles		LIABILITIES, RESERVES, AND SURPLUS	
SCHOOL, COUNTY, SPECIAL DISTRICT TAXES	1,725,410.19	Net Voluation Taxable-Municipal	47,243,967	Cash Liabilities	
RESERVE FOR UNCOLLECTED TAXES	78,560.46	Net Voluation Taxable-Caunty	65,002,562	Reserves for Receivables	
EXPENDITURES TOTAL	2,637,044.94	State Equalized Valuation	67,516,498	Surplus Dec. 31, 1982	
		State Equalization Ratia	69.87	Total	



Population 1980 **23,570**  
 Population 1982 **23,485**  
 S & P Rating  
 Moody Rating **A**

General Tax Rate Per \$100. **4.39**  
 State Equalized Tax Rate **2.72**

**OCEAN TOWNSHIP – MONMOUTH COUNTY**  
**Form of Government:**  
**Council-Manager Plan A (OMCL 50)**  
**Number of Members on Governing Body – 5**

PER CAPITA:  
 Gross Debt **651.07**  
 Net Debt **319.00**  
 Debt Service **32.46**  
 Total Tax Levy **810.35**  
 Municipal Expenditures **322.80**

PER CENT:  
 Gross Debt **2.47**  
 Net Debt **1.21**  
 Tax Levy Collected **97.04**  
 Tax Levy Cancelled, Abated or Adjusted **.22**

EXPENDITURES		REVENUES REALIZED		1982 PROPERTY TAX	
GENERAL GOVERNMENT				STATE EQUALIZED TAX RATE <b>2.72</b>	
Governing Body & Public Boards	17,420.00	1982 Property Taxes Collected	18,462,083.63	Local District School Taxes	1.54
Municipal Clerk	54,245.00	1982 Payments in Lieu of Taxes	16,562.11	Regional & Consolidated School Tax	
Financial Administration	59,605.00	Delinquent Tax & Lien Collections	575,571.18	School Taxes in Municipal Budget	
Assessment of Taxes	46,455.00	Business Personalty Replacement Taxes	152,845.64	County Taxes	.48
Collection of Taxes	63,350.00	Taxes from Public Utilities	1,317,329.00	County Library Taxes	.02
Planning, Housing & Development	30,965.00	Other Miscellaneous Tax Revenues		Local Municipal Purpose Taxes	.68
Human Resources		State Aid Revenues	140,120.33	Veteran & Senior Citizen Taxes	
Elections	8,100.00	Federal Aid Revenues		Total Taxes for Rate Computation	2.72
General Administration (other)	775,828.00	State and Local Fiscal Assistance Act Utilized	200,192.34	Special District Taxes	
JUDICIARY		Sale of Acquired Property		Bank Corp. Taxes	
Municipal Courts	64,400.00	Other Miscellaneous Revenues	1,061,881.26	Added and Omitted Taxes	
PUBLIC SAFETY		Total	21,926,585.49	Total Taxes Levied - ABSTRACT	
Fire Protection	3,500.00	Prior Years Surplus Appropriated	121,000.00	Total Taxes Billed	
Police Protection	1,605,700.00	REVENUES TOTAL	22,047,585.49	1982 TAXES COLLECTED	
Civil Defense & Disaster Control		Reserve For Uncollected Taxes	928,508.62	1982 Taxes Cancelled, Abated or Adjusted	
Environmental Inspection & Control	81,190.00	CAPITAL OUTLAY TOTAL	534,707.64	Transfer to Tax Title Liens or Foreclosed	
Other Public Safety				Balance Outstanding Dec. 31, 1982	
PUBLIC WORKS					
Streets and Drainage	740,200.00	Public Enterprises		PRIOR YEARS TAXES OUTSTANDING	
Sewers and Sewage Processing		Recreation—Culture	33,219.80	Balance January 1, 1982	509,015.18
Garbage and Trash Disposal	560,900.00	Public Works	495,726.74	Collected in 1982	472,287.12
Public Buildings and Grounds	317,800.00	Buildings and Grounds	5,761.10	Cancelled, Abated or Adjusted 1982	
Other Public Works	161,400.00	Library and Education		Transfers to Tax Title Liens or Foreclosed	
HEALTH and WELFARE		Conservation		Balance December 31, 1982	36,728.06
Health Services Except Environmental	163,260.00	All Other		TAX TITLE LIENS OUTSTANDING	
Welfare-Public Assistance	16,355.00	CAPITAL DEBT AUTHORIZED, DECEMBER 31, 1982		Balance January 1, 1982	57,832.32
Hospitals, Clinics, First Aid		ISSUED AND UNISSUED		Transfer From Taxes	117,530.77
Animal, Insect, & Rodent Control		School	7,707,425	Redeemed in 1982	103,284.06
Other Welfare Services		Self-liquidating		Cancelled, Abated or Adjusted (1982)	
RECREATION and CONSERVATION		Other	7,582,875	Transfers to Foreclosed Property	7,665.13
Beaches and Boardwalks		Total	15,290,300	Balance December 31, 1982	64,413.90
Parks, Playgrounds, Shade Trees	500.00	ISSUED AND OUTSTANDING		PROPERTY ACQUIRED BY DEED OR FORECLOSURE	
Land Reclamation & Conservation	3,825.00	School	7,707,425.00	Balance January 1, 1982	416,319.18
Other Recreational Services	197,550.00	Self-Liquidating		Transfers From Taxes or Liens	7,665.13
EDUCATION (excluding schools)		Other	7,185,500.00	Sale for Cash (1982)	
Libraries	226,467.54	Total	14,892,925.00	Cancelled, Abated or Adjusted (1982)	
Other Educational Services	1,850.00	EQUALIZED VALUATION BASIS		Balance December 31, 1982	423,984.31
STATUTORY EXPENDITURES		FOR NET DEBT COMPUTATION	617,790,014	CURRENT FINANCES DECEMBER 31, 1982	
Pensions & F. I. C. A.	495,850.00	REAL PROPERTY VALUATIONS		ASSETS	
Employee Fringe Benefits		Code Class # of Parcels % VAL'N	ASSESSED VALUATION	Cash Dec. 31, 1982	2,530,780.23
Other Statutory Expenditures	10,000.00	1 Vacant Land 1291 4.54	18,807,800.00	Taxes Receivable	446,067.88
CETA And Other Public Employment Programs		2 Residential 5797 68.83	285,060,800.00	Tax Title Liens	64,413.90
MUNICIPAL FUNCTIONS TOTAL	5,746,715.54	3 Farm 22 .29	1,185,000.00	Foreclosed Property	423,984.31
CAPITAL IMPROVEMENTS *MEMO*		4a Commercial 303 18.02	74,638,000.00	Emergencies & Other Deferred Charges	180,000.00
DEBT SERVICE		4b Industrial 9 .28	1,172,700.00	State and Federal Aid Receivable	6,919.98
Principal Payments	276,082.46	4c Apartments 14 8.04	33,294,100.00	Other Receivables	8,235.71
Interest Payments	486,347.52	Total 7436	414,158,400.00	Total	3,660,402.01
DEFERRED CHARGES	143,373.11	Land Area 11.20 Sq. Miles		LIABILITIES, RESERVES, AND SURPLUS	
SCHOOL, COUNTY, SPECIAL DISTRICT TAXES	14,298,707.41	Net Valuation Taxable-Municipal	416,848,341	Cash Liabilities	1,552,873.86
RESERVE FOR UNCOLLECTED TAXES	528,508.62	Net Valuation Taxable-County	629,057,027	Reserves for Receivables	942,701.80
EXPENDITURES TOTAL	21,879,734.66	State Equalized Valuation	670,149,087	Surplus Dec. 31, 1982	1,164,826.35
		State Equalization Ratio	62.05	Total	3,660,402.01

1520  
Population 1980 3,731  
Population 1982 3,787  
S & P Rating AAA  
Moody Rating

General Tax Rate Per \$100. 3.26  
State Equalized Tax Rate 2.29

**OCEAN TOWNSHIP - OCEAN COUNTY**  
**Form of Government:**  
**Township Committee**  
**Number of Members on Governing Body - 3**

PER CAPITA		PER CENT:	
Gross Debt	404.56	Gross Debt	1.23
Net Debt	110.40	Net Debt	.34
Debt Service	46.98	Tax Levy Collected	91.81
Total Tax Levy	831.38	Tax Levy Cancelled, Abated	
Municipal Expenditures	428.55	or Adjusted	

EXPENDITURES		REVENUES-REALIZED		1982 PROPERTY TAX	
<b>GENERAL GOVERNMENT</b>				<b>STATE EQUALIZED TAX RATE</b> →	
Governing Body & Public Boards		1982 Property Taxes Collected	2,887,484.34	Local District School Taxes	1.51
Municipal Clerk		1982 Payments in Lieu of Taxes		Regional & Consolidated School Tax	
Financial Administration	23,515.00	Delinquent Tax & Lien Collections	256,001.37	School Taxes in Municipal Budget	
Assessment of Taxes	20,000.00	Business Personalty Replacement Taxes	12,628.92	County Taxes	.42 *
Collection of Taxes	44,800.00	Taxes from Public Utilities	425,690.00	County Library Taxes	.02
Planning, Housing & Development	15,900.00	Other Miscellaneous Tax Revenues		Local Municipal Purpose Taxes	.33
Human Resources		State Aid Revenues	35,307.88	Veteran & Senior Citizen Taxes	
Elections	2,000.00	Federal Aid Revenues		Total Taxes for Rate Computation	2.28
General Administration (other)	143,149.00	State and Local Fiscal Assistance Act Utilized	73,298.67	Special District Taxes	
<b>JUDICIARY</b>		Sale of Acquired Property		Bank Corp. Taxes	3,435.56
Municipal Courts	23,500.00	Other Miscellaneous Revenues	287,133.83	Added and Omitted Taxes	18,353.84
<b>PUBLIC SAFETY</b>		Total	3,577,545.01	Total Taxes Levied - ABSTRACT	3,148,424.48
Fire Protection	17,850.00	Prior Years Surplus Appropriated	631,723.00	Total Taxes Billed	3,144,988.92
Police Protection	286,349.67	REVENUES TOTAL	4,609,268.01	1982 TAXES COLLECTED	2,887,484.34
Civil Defense & Disaster Control	2,000.00	Reserve For Uncollected Taxes	324,600.00	1982 Taxes Cancelled, Abated or Adjusted	
Environmental Inspection & Control	17,150.00	CAPITAL OUTLAY TOTAL	10,122.38	Transfer to Tax Title Liens or Foreclosed	26,920.89
Other Public Safety				Balance Outstanding Dec. 31, 1982	230,583.69
<b>PUBLIC WORKS</b>		Public Enterprises		<b>PRIOR YEARS TAXES OUTSTANDING</b>	
Streets and Drainage	162,714.85	Recreation—Culture		Balance January 1, 1982	183,281.96
Sewers and Sewage Processing		Public Works	9,005.13	Collected in 1982	172,951.69
Garbage and Trash Disposal	123,500.00	Buildings and Grounds	1,117.25	Cancelled, Abated or Adjusted 1982	2,650.71
Public Buildings and Grounds	21,600.00	Library and Education		Transfers to Tax Title Liens or Foreclosed	7,678.06
Other Public Works	26,500.00	Conservation		Balance December 31, 1982	1.50
<b>HEALTH and WELFARE</b>		All Other		<b>TAX TITLE LIENS OUTSTANDING</b>	
Health Services Except Environmental	5,900.00	CAPITAL DEBT AUTHORIZED, DECEMBER 31, 1982		Balance January 1, 1982	119,577.58
Welfare-Public Assistance	11,550.00	ISSUED AND UNISSUED		Transfer From Taxes	36,880.79
Hospitals, Clinics, First Aid		School	1,114,000	Redeemed in 1982	83,049.68
Animal, Insect, & Rodent Control	3,000.00	Self-liquidating	418,078	Cancelled, Abated or Adjusted (1982)	
Other Welfare Services		Other	418,078	Transfers to Foreclosed Property	
<b>RECREATION and CONSERVATION</b>		Total	1,532,078	Balance December 31, 1982	73,408.69
Beaches and Boardwalks	4,000.00	ISSUED AND OUTSTANDING		<b>PROPERTY ACQUIRED BY DEED OR FORECLOSURE</b>	
Parks, Playgrounds, Shade Trees	4,000.00	School	1,114,000.00	Balance January 1, 1982	656,400.00
Land Reclamation & Conservation	19,250.00	Self-Liquidating	353,000.00	Transfers From Taxes or Liens	
Other Recreational Services	16,000.00	Other	1,467,000.00	Sale for Cash (1982)	
<b>EDUCATION (excluding schools)</b>		Total		Cancelled, Abated or Adjusted (1982)	
Libraries		EQUALIZED VALUATION BASIS		Balance December 31, 1982	656,400.00
Other Educational Services		FOR NET DEBT COMPUTATION	124,455,195	<b>CURRENT FINANCES DECEMBER 31, 1982</b>	
<b>STATUTORY EXPENDITURES</b>		<b>REAL PROPERTY VALUATIONS</b>		<b>ASSETS</b>	
Pensions & F. I. C. A.	61,154.13	Code	Class # of Parcels % VAL'N	Cash Dec. 31, 1982	2,173,527.87
Employee Fringe Benefits	48,000.00	1	Vacant Land 1489 14.57	Taxes Receivable	230,585.19
Other Statutory Expenditures	5,500.48	2	Residential 2390 78.41	Tax Title Liens	73,408.69
CETA And Other Public Employment Programs		3	Farm 2 .01	Foreclosed Property	656,400.00
<b>MUNICIPAL FUNCTIONS TOTAL</b>		4a	Commercial 79 6.77	Emergencies & Other Deferred Charges	
<b>CAPITAL IMPROVEMENTS *MEMO*</b>		4b	Industrial 1 .24	State and Federal Aid Receivable	9,684.47
<b>DEBT SERVICE</b>		4c	Apartments	Other Receivables	37,133.56
Principal Payments	127,922.00	Total	3961	Total	3,220,739.78
Interest Payments	50,000.00	Land Area	20.62 Sq. Miles	<b>LIABILITIES, RESERVES, AND SURPLUS</b>	
<b>DEFERRED CHARGES</b>		Net Valuation Taxable-Municipal	95,983,158	Cash Liabilities	1,128,317.16
SCHOOL, COUNTY, SPECIAL DISTRICT TAXES	2,672,355.08	Net Valuation Taxable-County	124,747,546	Reserves for Receivables	1,037,527.44
RESERVE FOR UNCOLLECTED TAXES	324,600.00	State Equalized Valuation	136,280,306	Surplus Dec. 31, 1982	1,054,895.18
EXPENDITURES TOTAL	4,295,258.08	State Equalization Ratio	70.25	Total	3,220,739.78



0508

Population 1980 **13,949**  
 Population 1982 **14,731**  
 S & P Rating **A-**  
 Moody Rating **A**

General Tax Rate Per \$100.

State Equalized Tax Rate **2.45**  
**1.18**

## OCEAN CITY - CAPE MAY COUNTY

## Form of Government:

Mayor-Council Plan D (OMCL 50)

Number of Members on Governing Body - 7

## PER CAPITA:

Gross Debt **1,750.09**  
 Net Debt **850.31**  
 Debt Service **67.45**  
 Total Tax Levy **1,193.84**  
 Municipal Expenditures **847.18**

## PER CENT:

Gross Debt **2.05**  
 Net Debt **.99**  
 Tax Levy Collected **96.65**  
 Tax Levy Cancelled, Abated or Adjusted

EXPENDITURES		REVENUES-REALIZED		1982 PROPERTY TAX	
GENERAL GOVERNMENT		1982 Property Taxes Collected		STATE EQUALIZED TAX RATE	
Governing Body & Public Boards	147,207.67	1982 Payments in Lieu of Taxes	16,576,723.16	Local District School Taxes	.38 5,615,297.40
Municipal Clerk	66,898.41	Delinquent Tax & Lien Collections	3,839.58	Regional & Consolidated School Tax	
Financial Administration	121,699.60	Business Personalty Replacement Taxes	334,447.09	School Taxes in Municipal Budget	.01 141,800.00
Assessment of Taxes	70,239.42	Taxes from Public Utilities	223,828.16	County Taxes	.36 5,397,699.66
Collection of Taxes	90,254.46	Other Miscellaneous Tax Revenues	1,758,677.00	County Library Taxes	
Planning, Housing & Development	31,638.29	State Aid Revenues	125,157.95	Local Municipal Purpose Taxes	.42 6,257,401.85
Human Resources		Federal Aid Revenues	252,569.00	Veteran & Senior Citizen Taxes	168,075.00
Elections		State and Local Fiscal Assistance Act Utilized	2,822,612.63	Total Taxes for Rate Computation	1.17 17,580,273.91
General Administration (other)	2,076,459.06	Sole of Acquired Property	1,558,000.00	Special District Taxes	
JUDICIARY		Other Miscellaneous Revenues	24,095,854.57	Bank Corp. Taxes	20,808.34
Municipal Courts	133,013.29	Prior Years Surplus Appropriated	425,834.00	Added and Omitted Taxes	153,472.71
PUBLIC SAFETY		REVENUES TOTAL	2,878,021.56	Total Taxes Levied - ABSTRACT	17,586,479.96
Fire Protection	1,304,271.65	CAPITAL OUTLAY TOTAL		Total Taxes Billed	17,565,671.62
Police Protection	1,957,548.25	Public Enterprises		1982 TAXES COLLECTED	16,976,723.16
Civil Defense & Disaster Control	504.09	Recreation—Culture	159,020.98	1982 Taxes Cancelled, Abated or Adjusted	
Environmental Inspection & Control	172,962.14	Public Works	2,555,000.58	Transfer to Tax Title Liens or Foreclosed	15,428.96
Other Public Safety		Buildings and Grounds	84,000.00	Balance Outstanding Dec. 31, 1982	573,519.50
PUBLIC WORKS		Library and Education		PRIOR YEARS TAXES OUTSTANDING	
Streets and Drainage	1,164,299.98	Conservation		Balance January 1, 1982	335,239.81
Sewers and Sewage Processing		All Other		Collected in 1982	325,347.70
Gorbage and Trash Disposal		CAPITAL DEBT AUTHORIZED, DECEMBER 31, 1982		Cancelled, Abated or Adjusted 1982	
Public Buildings and Grounds	4,353.94	ISSUED AND UNISSUED		Transfers to Tax Title Liens or Foreclosed	1,537.36
Other Public Works	1,107,794.37	School	6,774,000	Balance December 31, 1982	8,354.75
HEALTH and WELFARE		Self-liquidating	456,000	TAX TITLE LIENS OUTSTANDING	
Health Services Except Environmental		Other	18,550,624	Balance January 1, 1982	34,049.65
Welfare-Public Assistance	11,000.00	Total	25,780,624	Transfer From Taxes	18,658.51
Hospitals, Clinics, First Aid		ISSUED AND OUTSTANDING		Redeemed in 1982	9,099.39
Animal, Insect, & Rodent Control	39,198.47	School	6,774,000.00	Cancelled, Abated or Adjusted (1982)	
Other Welfare Services		Self-Liquidating	456,000.00	Transfers to Foreclosed Property	
RECREATION and CONSERVATION		Other	17,526,000.00	Balance December 31, 1982	43,608.77
Beaches and Boardwalks	459,142.08	Total	25,156,000.00	PROPERTY ACQUIRED BY DEED OR FORECLOSURE	
Parks, Playgrounds, Shade Trees	84,875.63	EQUALIZED VALUATION BASIS		Balance January 1, 1982	70,805.50
Land Reclamation & Conservation		FOR NET DEBT COMPUTATION	1,258,889,649	Transfers From Taxes or Liens	
Other Recreational Services	446,217.60	REAL PROPERTY VALUATIONS		Sole for Cash (1982)	
EDUCATION (excluding schools)		Code Class # of Parcels % VAL'N		Cancelled, Abated or Adjusted (1982)	
Libraries	228,030.00	1 Vacant Land 1969 3.35	23,709,965.00	Balance December 31, 1982	70,805.50
Other Educational Services	45,300.00	2 Residential 11137 85.81	606,558,719.00	CURRENT FINANCES DECEMBER 31, 1982	
STATUTORY EXPENDITURES		3 Farm		ASSETS	
Pensions & F. I. C. A.	1,107,928.72	4a Commercial 482 8.11	57,341,056.00	Cash Dec. 31, 1982	2,200,501.72
Employee Fringe Benefits		4b Industrial 3 .02	158,570.00	Taxes Receivable	581,874.25
Other Statutory Expenditures	59,521.82	4c Apartments 79 2.71	19,174,885.00	Tox Title Liens	43,608.77
CETA And Other Public Employment Programs		Total 13670	707,343,235.00	Foreclosed Property	70,805.50
MUNICIPAL FUNCTIONS		Land Area 5.83 Sq. Miles		Emergencies & Other Deferred Charges	280,000.00
CAPITAL IMPROVEMENTS	*MEMO* 140,000.00	Net Valuation Taxable-Municipal	711,068,356	State and Federal Aid Receivable	
DEBT SERVICE		Net Valuation Taxable-County	1,343,757,463	Other Receivables	1,640.29
Principal Payments	270,000.00	State Equalized Valuation	1,475,534,133	Total	3,178,430.53
Interest Payments	723,667.64	State Equalization Ratio	48.06	LIABILITIES, RESERVES, AND SURPLUS	
TYPE I SCHL DEBT *MEMO	141,800.00			Cash Liabilities	728,904.55
DEFERRED CHARGES	70,000.00			Reserves for Receivables	697,928.81
SCHOOL, COUNTY, SPECIAL DISTRICT TAXES	11,154,797.06			Surplus Dec. 31, 1982	1,751,597.17
RESERVE FOR UNCOLLECTED TAXES	425,834.00			Total	3,178,430.53
EXPENDITURES TOTAL	23,634,657.64				

Population 1980 **1,385**  
 Population 1982 **1,404**  
 S & P Rating  
 Moody Rating

General Tax Rate Per \$100. **3.77**  
 State Equalized Tax Rate **2.32**

**OCEAN GATE BOROUGH— OCEAN COUNTY**  
**Form of Government:**  
**Borough Council**  
**Number of Members on Governing Body — 6**

PER CAPITA:  
 Gross Debt **1,827.79** Gross Debt **7.81**  
 Net Debt **7.12** Net Debt **.03**  
 Debt Service  
 Total Tax Levy **595.96** Tax Levy Collected **92.06**  
 Municipal Expenditures **372.65** Tax Levy Cancelled, Abated  
 or Adjusted

EXPENDITURES		REVENUES-REALIZED		1982 PROPERTY TAX	
<b>GENERAL GOVERNMENT</b>				<b>STATE EQUALIZED TAX RATE</b>	
Governing Body & Public Boards		1982 Property Taxes Collected	<b>770,312.09</b>	Local District School Taxes	<b>.73</b>
Municipal Clerk		1982 Payments in Lieu of Taxes		Regional & Consolidated School Tax	<b>.62</b>
Financial Administration	<b>5,000.00</b>	Delinquent Tax & Lien Collections	<b>61,395.45</b>	School Taxes in Municipal Budget	
Assessment of Taxes	<b>55,175.00</b>	Business Personalty Replacement Taxes	<b>2,976.28</b>	County Taxes	<b>.43</b>
Collection of Taxes	<b>15,721.63</b>	Taxes from Public Utilities	<b>88,652.00</b>	County Library Taxes	<b>.02</b>
Planning, Housing & Development	<b>2,600.00</b>	Other Miscellaneous Tax Revenues		Local Municipal Purpose Taxes	<b>.52</b>
Human Resources		State Aid Revenues	<b>9,784.58</b>	Veteran & Senior Citizen Taxes	
Elections		Federal Aid Revenues		Total Taxes for Rate Computation	<b>2.32</b>
General Administration (other)	<b>83,208.68</b>	State and Local Fiscal Assistance Act Utilized	<b>21,538.00</b>	Special District Taxes	
<b>JUDICIARY</b>		Sale of Acquired Property	<b>24,000.00</b>	Bank Corp. Taxes	
Municipal Courts	<b>7,525.00</b>	Other Miscellaneous Revenues	<b>83,689.12</b>	Added and Omitted Taxes	
<b>PUBLIC SAFETY</b>		Total	<b>1,062,347.52</b>	Total Taxes Levied - ABSTRACT	<b>836,728.00</b>
Fire Protection	<b>7,500.00</b>	Prior Years Surplus Appropriated	<b>53,100.00</b>	Total Taxes Billed	<b>836,728.00</b>
Police Protection	<b>93,365.33</b>	REVENUES TOTAL	<b>1,115,447.52</b>	1982 TAXES COLLECTED	<b>770,312.09</b>
Civil Defense & Disaster Control		Reserve For Uncollected Taxes	<b>72,131.69</b>	1982 Taxes Cancelled, Abated or Adjusted	
Environmental Inspection & Control	<b>2,725.00</b>	CAPITAL OUTLAY TOTAL	<b>129,527.11</b>	Transfer to Tax Title Liens or Foreclosed	<b>1,446.92</b>
Other Public Safety				Balance Outstanding Dec. 31, 1982	<b>64,968.99</b>
<b>PUBLIC WORKS</b>				<b>PRIOR YEARS TAXES OUTSTANDING</b>	
Streets and Drainage	<b>24,958.81</b>	Public Enterprises	<b>114,581.86</b>	Balance January 1, 1982	<b>57,244.34</b>
Sewers and Sewage Processing		Recreation—Culture		Collected in 1982	<b>56,810.50</b>
Gorbage and Trash Disposal	<b>49,838.00</b>	Public Works	<b>10,545.25</b>	Cancelled, Abated or Adjusted 1982	
Public Buildings and Grounds	<b>22,520.86</b>	Buildings and Grounds	<b>4,400.00</b>	Transfers to Tax Title Liens or Foreclosed	<b>36.00</b>
Other Public Works	<b>14,900.00</b>	Library and Education		Balance December 31, 1982	<b>397.84</b>
<b>HEALTH and WELFARE</b>		Conservation		<b>TAX TITLE LIENS OUTSTANDING</b>	
Health Services Except Environmental	<b>842.59</b>	All Other		Balance January 1, 1982	<b>9,951.58</b>
Welfare-Public Assistance	<b>3,728.72</b>	CAPITAL DEBT AUTHORIZED, DECEMBER 31, 1982		Transfer From Taxes	<b>1,496.52</b>
Hospitals, Clinics, First Aid	<b>500.00</b>	ISSUED AND UNISSUED GROSS DEBT NET DEBT		Redeemed in 1982	<b>4,584.95</b>
Animal, Insect, & Rodent Control	<b>1,000.00</b>	School	<b>341,257</b>	Cancelled, Abated or Adjusted (1982)	
Other Welfare Services		Self-liquidating	<b>2,214,964</b>	Transfers to Foreclosed Property	
<b>RECREATION and CONSERVATION</b>		Other	<b>10,000</b>	Balance December 31, 1982	<b>6,863.15</b>
Beaches and Boardwalks	<b>17,312.96</b>	Total	<b>2,566,221</b>	<b>PROPERTY ACQUIRED BY DEED OR FORECLOSURE</b>	
Parks, Playgrounds, Shade Trees		ISSUED AND OUTSTANDING		Balance January 1, 1982	<b>57,450.00</b>
Land Reclamation & Conservation		School	<b>341,257.14</b>	Transfers From Taxes or Liens	
Other Recreational Services	<b>3,950.00</b>	Self-Liquidating	<b>1,573,400.00</b>	Sale for Cash (1982)	
<b>EDUCATION (excluding schools)</b>		Other		Cancelled, Abated or Adjusted (1982)	<b>45,600.00</b>
Libraries		Total	<b>1,914,657.14</b>	Balance December 31, 1982	<b>11,850.00</b>
Other Educational Services		EQUALIZED VALUATION BASIS FOR NET DEBT COMPUTATION	<b>32,850,896</b>	<b>CURRENT FINANCES DECEMBER 31, 1982</b>	
<b>STATUTORY EXPENDITURES</b>		REAL PROPERTY VALUATIONS		ASSETS	
Pensions & F. I. C. A.	<b>20,200.00</b>	Code Class # of Parcels % VAL'N		Cash Dec. 31, 1982	<b>338,056.05</b>
Employee Fringe Benefits	<b>5,500.00</b>	1 Vacant Land 343 4.13	<b>512,840.00</b>	Taxes Receivable	<b>65,366.83</b>
Other Statutory Expenditures	<b>3,000.00</b>	2 Residential 963 92.65	<b>20,470,189.00</b>	Tax Title Liens	<b>6,863.15</b>
<b>CETA And Other Public Employment Programs</b>		3 Farm		Foreclosed Property	<b>11,850.00</b>
<b>MUNICIPAL FUNCTIONS</b>		4a Commercial 19 3.22	<b>710,600.00</b>	Emergencies & Other Deferred Charges	<b>50,000.00</b>
<b>CAPITAL IMPROVEMENTS</b>	<b>*MEMO* 3,000.00</b>	4b Industrial		State and Federal Aid Receivable	<b>2,868.22</b>
<b>DEBT SERVICE</b>		4c Apartments		Other Receivables	<b>13,500.00</b>
Principal Payments		Total	<b>1325</b>	Total	<b>488,504.25</b>
Interest Payments		Land Area .50 Sq. Miles		<b>LIABILITIES, RESERVES, AND SURPLUS</b>	
<b>DEFERRED CHARGES</b>	<b>10,000.00</b>	Net Valuation Taxable-Municipal	<b>22,211,344</b>	Cash Liabilities	<b>325,919.98</b>
<b>SCHOOL, COUNTY, SPECIAL DISTRICT TAXES</b>	<b>647,928.00</b>	Net Valuation Taxable-County	<b>33,124,230</b>	Reserves for Receivables	<b>97,579.98</b>
<b>RESERVE FOR UNCOLLECTED TAXES</b>	<b>72,131.69</b>	State Equalized Valuation	<b>35,972,355</b>	Surplus Dec. 31, 1982	<b>65,004.29</b>
<b>EXPENDITURES</b>		State Equalization Ratio	<b>61.62</b>	Total	<b>488,504.25</b>
<b>TOTAL</b>	<b>1,171,132.27</b>				



1338

## OCEANPORT BOROUGH - MONMOUTH CO.

## Form of Government:

## Borough Council

## Number of Members on Governing Body - 6

## PER CAPITA:

Gross Debt	260.53	Gross Debt	.93
Net Debt	147.95	Net Debt	.53
Debt Service	37.54	Tax Levy Collected	96.91
Total Tax Levy	729.08	Tax Levy Cancelled, Abated or Adjusted	.06
Municipal Expenditures	300.41		

## PER CENT:

Gross Debt	.93
Net Debt	.53
Tax Levy Collected	96.91
Tax Levy Cancelled, Abated or Adjusted	.06

Population 1980	5,888	General Tax Rate Per \$100.	
Population 1982	6,185		
S & P Rating		4.97	
Moody Rating	A	State Equalized Tax Rate	
		2.29	

EXPENDITURES		REVENUES-REALIZED		1982 PROPERTY TAX	
GENERAL GOVERNMENT				STATE EQUALIZED TAX RATE	
Governing Body & Public Boards	684.20	1982 Property Taxes Collected	4,376,830.44	Local District School Taxes	1,437,641.00
Municipal Clerk		1982 Payments in Lieu of Taxes		Regional & Consolidated School Tax	1,355,686.80
Financial Administration	47,097.75	Delinquent Tax & Lien Collections	93,718.08	School Taxes in Municipal Budget	
Assessment of Taxes	89,801.57	Business Personalty Replacement Taxes	80,207.72	County Taxes	984,565.74
Collection of Taxes	10,682.63	Taxes from Public Utilities	313,814.00	County Library Taxes	37,730.36
Planning, Hausing & Development	11,482.99	Other Miscellaneous Tax Revenues		Local Municipal Purpose Taxes	646,000.00
Human Resources		State Aid Revenues	45,811.37	Veteran & Senior Citizen Taxes	39,475.00
Elections		Federal Aid Revenues		Total Taxes for Rate Computation	4,501,098.90
General Administration (other)	207,926.25	State and Local Fiscal Assistance Act Utilized	54,845.00	Special District Taxes	
JUDICIARY		Sale of Acquired Property		Bank Corp. Taxes	3,821.40
Municipal Courts	11,524.92	Other Miscellaneous Revenues	326,338.33	Added and Omitted Taxes	43,885.10
PUBLIC SAFETY		Total	5,291,564.94	Total Taxes Levied - ABSTRACT	4,509,330.40
Fire Protection	40,230.00	Prior Years Surplus Appropriated	468,932.00	Total Taxes Billed	4,516,247.52
Police Protection	470,976.71	REVENUES	5,760,496.54	1982 TAXES COLLECTED	4,376,830.44
Civil Defense & Disaster Control	131.03	Reserve For Uncollected Taxes	204,997.29	1982 Taxes Cancelled, Abated or Adjusted	2,523.14
Environmental Inspection & Contral	17,850.00			Transfer to Tax Title Liens or Foreclosed	536.76
Other Public Safety		CAPITAL OUTLAY	472.50	Balance Outstanding Dec. 31, 1982	136,357.18
PUBLIC WORKS		TOTAL			
Streets and Drainage	173,041.28	Public Enterprises		PRIOR YEARS TAXES OUTSTANDING	
Sewers and Sewage Processing		Recreation—Culture		Balance January 1, 1982	134,417.44
Garbage and Trash Disposal	93,857.69	Public Works	472.50	Collected in 1982	92,970.69
Public Buildings and Grounds	78,971.16	Buildings and Grounds		Cancelled, Abated or Adjusted 1982	2,132.22
Other Public Works		Library and Education		Transfers to Tax Title Liens or Foreclosed	463.54
HEALTH and WELFARE		Conservation		Balance December 31, 1982	38,850.99
Health Services Except Environmental	18,514.00	All Other		TAX TITLE LIENS OUTSTANDING	
Welfare-Public Assistance	2,200.00			Balance January 1, 1982	1,731.39
Hospitals, Clinics, First Aid		CAPITAL DEBT AUTHORIZED, DECEMBER 31, 1982		Transfer From Taxes	1,124.44
Animal, Insect, & Radent Contral		ISSUED AND UNISSUED		Redeemed in 1982	747.35
Other Welfare Services		School	696,296	Cancelled, Abated or Adjusted (1982)	
RECREATION and CONSERVATION		Self-liquidating		Transfers to Foreclosed Property	
Beaches and Boardwalks		Other	915,100	Balance December 31, 1982	2,108.44
Parks, Playgrounds, Shade Trees	32,264.64	Total	1,611,396	PROPERTY ACQUIRED BY DEED OR FORECLOSURE	
Land Reclamation & Conservation	307.67			Balance January 1, 1982	166,700.00
Other Recreational Services	2,150.00	ISSUED AND OUTSTANDING		Transfers From Taxes or Liens	
EDUCATION (excluding schools)		School	696,296.46	Sale for Cash (1982)	
Libraries	3,865.00	Self-Liquidating		Cancelled, Abated or Adjusted (1982)	
Other Educational Services		Other	787,750.00	Balance December 31, 1982	166,700.00
STATUTORY EXPENDITURES		Total	1,484,046.46	CURRENT FINANCES DECEMBER 31, 1982	
Pensions & F. I. C. A.	90,276.72	EQUALIZED VALUATION BASIS		ASSETS	
Employee Fringe Benefits		FOR NET DEBT COMPUTATION	172,488,324	Cash Dec. 31, 1982	1,822,429.63
Other Statutory Expenditures	5,000.00	REAL PROPERTY VALUATIONS		Taxes Receivable	175,208.17
CETA and Other Public Employment Programs		Code Class # of Parcels % VAL'N		Tax Title Liens	2,108.44
MUNICIPAL FUNCTIONS		1 Vacant Land 282 2.64	2,355,100.00	Foreclosed Property	166,700.00
CAPITAL IMPROVEMENTS	*MEMO*	2 Residential 1531 66.07	58,898,300.00	Emergencies & Other Deferred Charges	58,020.00
DEBT SERVICE		3 Farm 2 .04	42,000.00	State and Federal Aid Receivable	
Principal Payments	156,000.00	4a Commercial 51 31.20	27,813,400.00	Other Receivables	5,467.08
Interest Payments	76,202.55	4b Industrial		Total	2,229,933.32
		4c Apartments 1 .04	40,000.00	LIABILITIES, RESERVES, AND SURPLUS	
DEFERRED CHARGES	11,980.00	Total	89,148,800.00	Cash Liabilities	1,419,664.95
SCHOOL, COUNTY, SPECIAL DISTRICT TAXES	3,815,623.90	Land Area 3.10 Sq. Miles		Reserves for Receivables	349,483.69
RESERVE FOR UNCOLLECTED TAXES	204,997.29	Net Valuation Taxable-Municipal	89,797,766	Surplus Dec. 31, 1982	460,784.68
EXPENDITURES		Net Valuation Taxable-County	184,075,917	Total	2,229,933.32
TOTAL	5,673,639.95	State Equalized Valuation	193,867,822		
		State Equalization Ratio	46.14		

1916

Population 1980 **2,737**  
 Population 1982 **2,717**  
 S & P Rating  
 Moody Rating **BAA1**

General Tax Rate Per \$100.

4.20  
 State Equalized Tax Rate  
 2.75

**OGDENSBURG BORO. - SUSSEX CO.****Form of Government:****Borough Council****Number of Members on Governing Body - 6**

PER CAPITA:

Gross Debt **1,138.88**  
 Net Debt **34.43**  
 Debt Service  
 Total Tax Levy **630.31**  
 Municipal Expenditures **228.14**

PER CENT:

Gross Debt **5.32**  
 Net Debt **.16**  
 Tax Levy Collected **96.10**  
 Tax Levy Cancelled, Abated  
 or Adjusted **.40**

EXPENDITURES		REVENUES-REALIZED		1982 PROPERTY TAX	
<b>GENERAL GOVERNMENT</b>				<b>STATE EQUALIZED TAX RATE</b>	
Governing Body & Public Boards		1982 Property Taxes Collected	<b>1,648,740.21</b>	Local District School Taxes <b>1.24</b>	<b>776,032.00</b>
Municipal Clerk		1982 Payments in Lieu of Taxes		Regional & Consolidated School Tax <b>.40</b>	<b>252,089.51</b>
Financial Administration	<b>14,325.00</b>	Delinquent Tax & Lien Collections	<b>48,446.50</b>	School Taxes in Municipal Budget	
Assessment of Taxes	<b>18,575.00</b>	Business Personalty Replacement Taxes	<b>68,393.96</b>	County Taxes	<b>.57</b> *
Collection of Taxes	<b>13,125.00</b>	Taxes from Public Utilities	<b>57,477.00</b>	County Library Taxes	<b>.03</b>
Planning, Housing & Development	<b>3,085.00</b>	Other Miscellaneous Tax Revenues		Local Municipal Purpose Taxes	<b>.50</b>
Human Resources		State Aid Revenues	<b>22,016.16</b>	Veteran & Senior Citizen Taxes	
Elections	<b>2,000.00</b>	Federal Aid Revenues		Total Taxes for Rate Computation	<b>2.74</b>
General Administration (other)	<b>82,369.08</b>	State and Local Fiscal Assistance Act Utilized	<b>23,115.00</b>	Special District Taxes	
<b>JUDICIARY</b>		Sale of Acquired Property		Bank Corp. Taxes	<b>578.01</b>
Municipal Courts	<b>6,575.00</b>	Other Miscellaneous Revenues	<b>66,898.17</b>	Added and Omitted Taxes	
<b>PUBLIC SAFETY</b>		Total	<b>1,935,087.40</b>	Total Taxes Levied - ABSTRACT	<b>1,712,556.83</b>
Fire Protection	<b>12,849.98</b>	Prior Years Surplus Appropriated	<b>64,091.04</b>	Total Taxes Billed	<b>1,715,716.52</b>
Police Protection	<b>133,266.04</b>	REVENUES	<b>1,999,178.44</b>	1982 TAXES COLLECTED	<b>1,648,740.21</b>
Civil Defense & Disaster Control	<b>490.00</b>	Reserve For Uncollected Taxes	<b>87,222.79</b>	1982 Taxes Cancelled, Abated or Adjusted	<b>6,833.35</b>
Environmental Inspection & Control	<b>5,845.00</b>	<b>CAPITAL OUTLAY</b>	<b>79,857.69</b>	Transfer to Tax Title Liens or Foreclosed	<b>4,279.80</b>
Other Public Safety		<b>TOTAL</b>		Balance Outstanding Dec. 31, 1982	<b>55,863.16</b>
<b>PUBLIC WORKS</b>				<b>PRIOR YEARS TAXES OUTSTANDING</b>	
Streets and Drainage	<b>58,735.00</b>	Public Enterprises	<b>58,294.08</b>	Balance January 1, 1982	<b>59,393.24</b>
Sewers and Sewage Processing		Recreation—Culture	<b>6,897.66</b>	Collected in 1982	<b>48,446.90</b>
Garbage and Trash Disposal	<b>41,000.00</b>	Public Works	<b>5,379.06</b>	Cancelled, Abated or Adjusted 1982	
Public Buildings and Grounds	<b>22,500.00</b>	Buildings and Grounds	<b>5,286.89</b>	Transfers to Tax Title Liens or Foreclosed	
Other Public Works	<b>7,095.33</b>	Library and Education		Balance December 31, 1982	<b>10,946.34</b>
<b>HEALTH and WELFARE</b>		Conservation		<b>TAX TITLE LIENS OUTSTANDING</b>	
Health Services Except Environmental	<b>9,481.00</b>	All Other		Balance January 1, 1982	<b>9,236.29</b>
Welfare-Public Assistance	<b>1,500.00</b>	<b>CAPITAL DEBT AUTHORIZED, DECEMBER 31, 1982</b>		Transfer From Taxes	<b>4,279.80</b>
Hospitals, Clinics, First Aid		ISSUED AND UNISSUED		Redeemed in 1982	
Animal, Insect, & Rodent Control	<b>3,575.00</b>	School	<b>2,432,093</b>	Cancelled, Abated or Adjusted (1982)	
Other Welfare Services		Self-liquidating	<b>568,700</b>	Transfers to Foreclosed Property	
<b>RECREATION and CONSERVATION</b>		Other	<b>93,540</b>	Balance December 31, 1982	<b>13,516.09</b>
Beaches and Boardwalks		Total	<b>3,094,333</b>	<b>PROPERTY ACQUIRED BY DEED OR FORECLOSURE</b>	
Parks, Playgrounds, Shade Trees	<b>9,300.00</b>	ISSUED AND OUTSTANDING		Balance January 1, 1982	<b>40,900.00</b>
Land Reclamation & Conservation		School	<b>2,432,093.30</b>	Transfers From Taxes or Liens	
Other Recreational Services	<b>1,000.00</b>	Self-Liquidating	<b>555,000.00</b>	Sale for Cash (1982)	
<b>EDUCATION (excluding schools)</b>		Other		Cancelled, Abated or Adjusted (1982)	
Libraries		Total	<b>2,987,093.30</b>	Balance December 31, 1982	<b>40,900.00</b>
Other Educational Services		<b>EQUALIZED VALUATION BASIS</b>		<b>CURRENT FINANCES DECEMBER 31, 1982</b>	
<b>STATUTORY EXPENDITURES</b>		<b>FOR NET DEBT COMPUTATION</b>	<b>58,135,861</b>	<b>ASSETS</b>	
Pensions & F. I. C. A.	<b>27,249.30</b>	<b>REAL PROPERTY VALUATIONS</b>		Cash Dec. 31, 1982	<b>266,539.51</b>
Employee Fringe Benefits	<b>14,940.00</b>	Code Class # of Parcels % VAL'N		Taxes Receivable	<b>66,809.50</b>
Other Statutory Expenditures	<b>2,750.00</b>	1 Vacant Land 102 2.50	<b>1,016,100.00</b>	Tax Title Liens	<b>13,516.09</b>
<b>CETA And Other Public Employment Programs</b>		2 Residential 757 68.54	<b>27,856,350.00</b>	Foreclosed Property	<b>40,900.00</b>
<b>MUNICIPAL FUNCTIONS</b>	<b>531,630.73</b>	3 Farm 2 .03	<b>12,150.00</b>	Emergencies & Other Deferred Charges	<b>12,000.00</b>
<b>CAPITAL IMPROVEMENTS</b>	<b>*MEMO* 11,000.00</b>	4a Commercial 35 6.00	<b>2,440,300.00</b>	State and Federal Aid Receivable	<b>9,188.08</b>
<b>DEBT SERVICE</b>		4b Industrial 3 22.32	<b>9,085,875.00</b>	Other Receivables	<b>2,508.33</b>
Principal Payments		4c Apartments 6 .62	<b>251,050.00</b>	Total	<b>411,461.51</b>
Interest Payments		Total 905	<b>40,701,825.00</b>	<b>LIABILITIES, RESERVES, AND SURPLUS</b>	
<b>DEFERRED CHARGES</b>	<b>1,000.00</b>	Land Area 2.20 Sq. Miles		Cash Liabilities	<b>71,922.10</b>
<b>SCHOOL, COUNTY, SPECIAL DISTRICT TAXES</b>	<b>1,402,819.21</b>	Net Valuation Taxable-Municipal	<b>40,809,261</b>	Reserves for Receivables	<b>123,733.92</b>
<b>RESERVE FOR UNCOLLECTED TAXES</b>	<b>87,222.79</b>	Net Valuation Taxable-County	<b>60,437,831</b>	Surplus Dec. 31, 1982	<b>215,805.49</b>
<b>EXPENDITURES</b>		State Equalized Valuation	<b>62,361,918</b>	Total	<b>411,461.51</b>
<b>TOTAL</b>	<b>2,022,672.73</b>	State Equalization Ratio	<b>65.38</b>		

1981/3000



\*Includes County Health Service Taxes or County Vocational School Taxes. See Table 13.



1209

## OLD BRIDGE TOWNSHIP - MIDDLESEX CO.

## Form of Government:

## Council-Manager Plan E (OMCL 50)

## Number of Members on Governing Body - 7

## PER CAPITA:

Gross Debt	444.60
Net Debt	211.17
Debt Service	30.01
Total Tax Levy	548.50
Municipal Expenditures	232.52

## PER CENT:

Gross Debt	2.78
Net Debt	1.32
Tax Levy Collected	96.59
Tax Levy Cancelled, Abated or Adjusted	.36

Population 1980	51,515
Population 1982	53,075
S & P Rating	AAA
Moody Rating	A

General Tax Rate Per \$100.

2.74

State Equalized Tax Rate

2.87

EXPENDITURES		REVENUES-REALIZED		1982 PROPERTY TAX	
GENERAL GOVERNMENT				STATE EQUALIZED TAX RATE	
Governing Body & Public Boards		1982 Property Taxes Collected	28,113,235.54	Local District School Taxes	1.73
Municipal Clerk		1982 Payments in Lieu of Taxes		Regional & Consolidated School Tax	
Financial Administration	154,981.00	Delinquent Tax & Lien Collections	752,669.32	School Taxes in Municipal Budget	
Assessment of Taxes	186,457.00	Business Personalty Replacement Taxes	296,258.32	County Taxes	.58
Collection of Taxes	102,079.00	Taxes from Public Utilities	2,586,967.00	County Library Taxes	
Planning, Housing & Development	95,953.00	Other Miscellaneous Tax Revenues		Local Municipal Purpose Taxes	.56
Human Resources	335,590.54	State Aid Revenues	801,349.59	Veteran & Senior Citizen Taxes	
Elections	16,800.00	Federal Aid Revenues	32,600.00	Total Taxes for Rate Computation	2.87
General Administration (other)	1,201,613.71	State and Local Fiscal Assistance Act Utilized	639,202.00	Special District Taxes	
JUDICIARY		Sale of Acquired Property		Bank Corp. Taxes	
Municipal Courts	133,496.00	Other Miscellaneous Revenues	1,227,905.22	Added and Omitted Taxes	
PUBLIC SAFETY		Total	34,490,186.99	Total Taxes Levied - ABSTRACT	
Fire Protection	43,717.00	Prior Years Surplus Appropriated	425,000.00	Total Taxes Billed	
Police Protection	3,356,017.00	REVENUES TOTAL	34,515,186.99	1982 TAXES COLLECTED	
Civil Defense & Disaster Control	4,300.00	Reserve For Uncollected Taxes	1,050,663.67	1982 Taxes Cancelled, Abated or Adjusted	
Environmental Inspection & Control	211,478.80	CAPITAL OUTLAY TOTAL	737,245.89	Transfer to Tax Title Liens or Foreclosed	
Other Public Safety		Public Enterprises		Balance Outstanding Dec. 31, 1982	
PUBLIC WORKS		Recreation—Culture	32,695.56	PRIOR YEARS TAXES OUTSTANDING	
Streets and Drainage	971,792.40	Public Works	646,799.05	Balance January 1, 1982	
Sewers and Sewage Processing		Buildings and Grounds	57,751.28	Collected in 1982	
Garbage and Trash Disposal		Library and Education		Cancelled, Abated or Adjusted 1982	
Public Buildings and Grounds	87,581.00	Conservation		Transfers to Tax Title Liens or Foreclosed	
Other Public Works	190,000.00	All Other		Balance December 31, 1982	
HEALTH and WELFARE		CAPITAL DEBT AUTHORIZED, DECEMBER 31, 1982		TAX TITLE LIENS OUTSTANDING	
Health Services Except Environmental	204,677.00	ISSUED AND UNISSUED		Balance January 1, 1982	
Welfare-Public Assistance	43,697.00	SCHOOL	12,011,000	Transfer From Taxes	
Hospitals, Clinics, First Aid		Self-liquidating		Redeemed in 1982	
Animal, Insect, & Rodent Control	4,116.00	Other	11,586,000	Cancelled, Abated or Adjusted (1982)	
Other Welfare Services		Total	23,597,000	Transfers to Foreclosed Property	
RECREATION and CONSERVATION		ISSUED AND OUTSTANDING		Balance December 31, 1982	
Beaches and Boardwalks	358,061.00	School	12,011,000.00	PROPERTY ACQUIRED BY DEED OR	
Parks, Playgrounds, Shade Trees	2,000.00	Self-Liquidating		FORECLOSURE	
Land Reclamation & Conservation		Other	9,427,000.00	Balance January 1, 1982	
Other Recreational Services		Total	21,438,000.00	Transfers From Taxes or Liens	
EDUCATION (excluding schools)		EQUALIZED VALUATION BASIS		Sale for Cash (1982)	
Libraries	341,000.00	FOR NET DEBT COMPUTATION	847,828,435	Cancelled, Abated or Adjusted (1982)	
Other Educational Services		REAL PROPERTY VALUATIONS		Balance December 31, 1982	
STATUTORY EXPENDITURES		Code Class # of Parcels % VAL'N	ASSESSED VALUATION	CURRENT FINANCES DECEMBER 31, 1982	
Pensions & F. I. C. A.	708,868.28	1 Vacant Land 1788 8.43	82,846,100.00	ASSETS	
Employee Fringe Benefits	629,000.00	2 Residential 11037 69.96	687,420,800.00	Cash Dec. 31, 1982	
Other Statutory Expenditures	85,525.00	3 Farm 170 .87	8,506,200.00	Taxes Receivable	
CETA And Other Public Employment Programs		4a Commercial 314 7.54	74,074,000.00	Tax Title Liens	
MUNICIPAL FUNCTIONS TOTAL	9,548,806.73	4b Industrial 39 2.25	22,101,600.00	Foreclosed Property	
CAPITAL IMPROVEMENTS *MEMO*	50,000.00	4c Apartments 16 10.96	107,662,800.00	Emergencies & Other Deferred Charges	
DEBT SERVICE		Total 13364	982,611,500.00	State and Federal Aid Receivable	
Principal Payments	505,000.00	Land Area 38.31 Sq. Miles		Other Receivables	
Interest Payments	687,537.25	Net Valuation Taxable-Municipal	990,386,200	Total	
DEFERRED CHARGES	148,902.34	Net Valuation Taxable-County	976,558,725	LIABILITIES, RESERVES, AND SURPLUS	
SCHOOL, COUNTY, SPECIAL DISTRICT TAXES	23,210,652.58	State Equalized Valuation	944,928,051	Cash Liabilities	
RESERVE FOR UNCOLLECTED TAXES	1,050,663.67	State Equalization Ratio	104.86	Reserves for Receivables	
EXPENDITURES TOTAL	35,551,556.57			Surplus Dec. 31, 1982	

Population 1980 **4,168**  
 Population 1982 **4,217**  
 S & P Rating  
 Moody Rating **A1**

General Tax Rate Per \$100.

**3.48**

State Equalized Tax Rate

**2.17****OLD TAPPAN BOROUGH - BERGEN COUNTY****Form of Government:****Borough Council****Number of Members on Governing Body - 6****PER CAPITA:**

Gross Debt **328.02**  
 Net Debt **162.91**  
 Debt Service **23.46**  
 Total Tax Levy **954.24**  
 Municipal Expenditures **401.02**

**PER CENT:**

Gross Debt **.83**  
 Net Debt **.41**  
 Tax Levy Collected **94.88**  
 Tax Levy Cancelled, Abated or Adjusted **.17**

EXPENDITURES		REVENUES REALIZED		1982 PROPERTY TAX	
<b>GENERAL GOVERNMENT</b>				<b>STATE EQUALIZED TAX RATE</b> <span style="float:right">↓</span>	
Governing Body & Public Boards		1982 Property Taxes Collected	<b>3,818,077.64</b>	Local District School Taxes <b>.91</b>	<b>1,677,207.66</b>
Municipal Clerk		1982 Payments in Lieu of Taxes		Regional & Consolidated School Tax <b>.71</b>	<b>1,314,349.54</b>
Financial Administration	<b>21,950.00</b>	Delinquent Tax & Lien Collections	<b>110,899.92</b>	School Taxes in Municipal Budget	
Assessment of Taxes	<b>9,150.00</b>	Business Personalty Replacement Taxes	<b>38,691.32</b>	County Taxes	<b>.35</b>
Collection of Taxes	<b>9,180.00</b>	Taxes from Public Utilities	<b>878,876.00</b>	County Library Taxes	
Planning, Housing & Development	<b>15,495.00</b>	Other Miscellaneous Tax Revenues		Local Municipal Purpose Taxes	<b>.20</b>
Human Resources		State Aid Revenues	<b>27,639.81</b>	Veteran & Senior Citizen Taxes	
Elections		Federal Aid Revenues		Total Taxes for Rate Computation	<b>2.17</b>
General Administration (other)	<b>166,530.00</b>	State and Local Fiscal Assistance Act Utilized	<b>31,354.47</b>	Special District Taxes	
<b>JUDICIARY</b>		Sale of Acquired Property		Bank Corp. Taxes	<b>1,723.75</b>
Municipal Courts	<b>12,100.00</b>	Other Miscellaneous Revenues	<b>277,448.16</b>	Added and Omitted Taxes	<b>27,587.98</b>
<b>PUBLIC SAFETY</b>		Total	<b>5,183,027.32</b>	Total Taxes Levied - ABSTRACT	<b>4,024,015.01</b>
Fire Protection	<b>92,330.00</b>	Prior Years Surplus Appropriated	<b>144,000.00</b>	Total Taxes Billed	<b>4,024,057.77</b>
Police Protection	<b>453,305.00</b>	REVENUES TOTAL	<b>5,327,027.32</b>	1982 TAXES COLLECTED	<b>3,818,077.64</b>
Civil Defense & Disaster Control	<b>1,500.00</b>	Reserve For Uncollected Taxes	<b>198,298.85</b>	1982 Taxes Cancelled, Abated or Adjusted	<b>6,873.35</b>
Environmental Inspection & Control	<b>10,550.00</b>	<b>CAPITAL OUTLAY TOTAL</b>	<b>69,956.23</b>	Transfer to Tax Title Liens or Foreclosed	<b>9,267.24</b>
Other Public Safety				Balance Outstanding Dec. 31, 1982	<b>189,839.54</b>
<b>PUBLIC WORKS</b>				<b>PRIOR YEARS TAXES OUTSTANDING</b>	
Streets and Drainage	<b>185,600.00</b>	Public Enterprises		Balance January 1, 1982	<b>289,253.22</b>
Sewers and Sewage Processing		Recreation—Culture		Collected in 1982	<b>110,899.92</b>
Garbage and Trash Disposal		Public Works	<b>68,987.58</b>	Cancelled, Abated or Adjusted 1982	
Public Buildings and Grounds	<b>28,920.00</b>	Buildings and Grounds	<b>968.65</b>	Transfers to Tax Title Liens or Foreclosed	<b>5,816.74</b>
Other Public Works		Library and Education		Balance December 31, 1982	<b>172,536.56</b>
<b>HEALTH and WELFARE</b>		Conservation		<b>TAX TITLE LIENS OUTSTANDING</b>	
Health Services Except Environmental	<b>32,800.00</b>	All Other		Balance January 1, 1982	<b>12,543.44</b>
Welfare-Public Assistance	<b>360.00</b>	<b>CAPITAL DEBT AUTHORIZED, DECEMBER 31, 1982</b>		Transfer From Taxes	<b>16,293.02</b>
Hospitals, Clinics, First Aid	<b>500.00</b>	ISSUED AND UNISSUED		Redeemed in 1982	
Animal, Insect, & Rodent Control		School	<b>318,265</b>	Cancelled, Abated or Adjusted (1982)	
Other Welfare Services		Self-liquidating		Transfers to Foreclosed Property	
<b>RECREATION and CONSERVATION</b>		Other	<b>1,065,000</b>	Balance December 31, 1982	<b>28,836.46</b>
Beaches and Boardwalks		Total	<b>1,383,265</b>	<b>PROPERTY ACQUIRED BY DEED OR FORECLOSURE</b>	
Parks, Playgrounds, Shade Trees	<b>26,490.00</b>	ISSUED AND OUTSTANDING		Balance January 1, 1982	<b>397,900.00</b>
Land Reclamation & Conservation		School	<b>318,265.62</b>	Transfers From Taxes or Liens	
Other Recreational Services	<b>141,335.00</b>	Self-Liquidating		Sale for Cash (1982)	
<b>EDUCATION (excluding schools)</b>		Other	<b>1,065,000.00</b>	Cancelled, Abated or Adjusted (1982)	
Libraries	<b>38,000.00</b>	Total	<b>1,383,265.62</b>	Balance December 31, 1982	<b>397,900.00</b>
Other Educational Services		<b>EQUALIZED VALUATION BASIS</b>		<b>CURRENT FINANCES DECEMBER 31, 1982</b>	
<b>STATUTORY EXPENDITURES</b>		FOR NET DEBT COMPUTATION	<b>166,765,166</b>	<b>ASSETS</b>	
Pensions & F. I. C. A.	<b>101,700.00</b>	<b>REAL PROPERTY VALUATIONS</b>		Cash Dec. 31, 1982	<b>806,319.21</b>
Employee Fringe Benefits	<b>25,000.00</b>	Code Class # of Parcels % VAL'N		Taxes Receivable	<b>362,376.10</b>
Other Statutory Expenditures	<b>3,500.00</b>	1 Vacant Land 198 3.84	<b>4,400,200.00</b>	Tax Title Liens	<b>28,836.46</b>
<b>CETA And Other Public Employment Programs</b>		2 Residential 1158 80.16	<b>91,760,700.00</b>	Foreclosed Property	<b>397,900.00</b>
<b>MUNICIPAL FUNCTIONS TOTAL</b>	<b>1,376,295.00</b>	3 Farm 22 .66	<b>762,900.00</b>	Emergencies & Other Deferred Charges	
<b>CAPITAL IMPROVEMENTS *MEMO*</b>	<b>4,750.00</b>	4a Commercial 35 15.33	<b>17,543,400.00</b>	State and Federal Aid Receivable	<b>1,912.07</b>
<b>DEBT SERVICE</b>		4b Industrial		Other Receivables	<b>11,237.75</b>
Principal Payments	<b>46,000.00</b>	4c Apartments		Total	<b>1,608,581.59</b>
Interest Payments	<b>52,916.00</b>	Total 1413	<b>114,467,200.00</b>	<b>LIABILITIES, RESERVES, AND SURPLUS</b>	
<b>DEFERRED CHARGES</b>	<b>17,585.19</b>	Land Area 3.10 Sq. Miles		Cash Liabilities	<b>424,652.01</b>
<b>SCHOOL, COUNTY, SPECIAL DISTRICT TAXES</b>	<b>3,631,752.09</b>	Net Valuation Taxable-Municipal	<b>114,841,086</b>	Reserves for Receivables	<b>800,350.31</b>
<b>RESERVE FOR UNCOLLECTED TAXES</b>	<b>198,298.85</b>	Net Valuation Taxable-County	<b>174,262,147</b>	Surplus Dec. 31, 1982	<b>383,579.27</b>
<b>EXPENDITURES TOTAL</b>	<b>5,322,847.13</b>	State Equalized Valuation	<b>183,873,726</b>	Total	<b>1,608,581.59</b>
		State Equalization Ratio	<b>62.38</b>		



1706

Population 1980 **1,847**  
 Population 1982 **1,867**  
 S & P Rating  
 Moody Rating

General Tax Rate Per \$100.

State Equalized Tax Rate  
**2.36**

**OLDMANS TOWNSHIP – SALEM COUNTY****Form of Government:****Township Committee****Number of Members on Governing Body – 3**

PER CAPITA:

Gross Debt	<b>724.52</b>	PER CENT:	
Net Debt	<b>35.71</b>	Gross Debt	<b>3.13</b>
Debt Service	<b>1.63</b>	Net Debt	<b>.15</b>
Total Tax Levy	<b>620.93</b>	Tax Levy Collected	<b>90.80</b>
Municipal Expenditures	<b>206.49</b>	Tax Levy Cancelled, Abated or Adjusted	<b>.01</b>

EXPENDITURES		REVENUES-REALIZED		1982 PROPERTY TAX	
<b>GENERAL GOVERNMENT</b>				<b>STATE EQUALIZED TAX RATE</b>	
Governing Body & Public Boards	<b>4,100.00</b>	1982 Property Taxes Collected	<b>1,053,631.64</b>	Local District School Taxes	<b>1.53</b>
Municipal Clerk	<b>2,900.00</b>	1982 Payments in Lieu of Taxes		Regional & Consolidated School Tax	<b>726,113.81</b>
Financial Administration	<b>13,900.00</b>	Delinquent Tax & Lien Collections	<b>93,445.69</b>	School Taxes in Municipal Budget	
Assessment of Taxes	<b>7,969.00</b>	Business Personalty Replacement Taxes	<b>42,073.60</b>	County Taxes	<b>.83</b>
Collection of Taxes	<b>5,600.00</b>	Taxes from Public Utilities	<b>150,376.00</b>	County Library Taxes	
Planning, Housing & Development	<b>5,100.00</b>	Other Miscellaneous Tax Revenues		Local Municipal Purpose Taxes	
Human Resources		State Aid Revenues	<b>14,460.34</b>	Veteran & Senior Citizen Taxes	<b>15,650.00</b>
Elections		Federal Aid Revenues		Total Taxes for Rate Computation	<b>2.36</b>
General Administration (other)	<b>34,635.00</b>	State and Local Fiscal Assistance Act Utilized	<b>13,134.67</b>	Special District Taxes	
<b>JUDICIARY</b>		Sale of Acquired Property		Bank Corp. Taxes	<b>587.35</b>
Municipal Courts	<b>9,437.99</b>	Other Miscellaneous Revenues	<b>98,036.52</b>	Added and Omitted Taxes	<b>39,524.41</b>
<b>PUBLIC SAFETY</b>		Total	<b>1,465,158.46</b>	Total Taxes Levied - ABSTRACT	<b>1,159,272.37</b>
Fire Protection	<b>28,797.00</b>	Prior Years Surplus Appropriated	<b>111,952.27</b>	Total Taxes Billed	<b>1,160,352.41</b>
Police Protection	<b>31,077.38</b>	REVENUES	<b>1,577,110.73</b>	1982 TAXES COLLECTED	<b>1,053,631.64</b>
Civil Defense & Disaster Control	<b>396.40</b>	Reserve For Uncollected Taxes	<b>111,363.33</b>	1982 Taxes Cancelled, Abated or Adjusted	<b>133.20</b>
Environmental Inspection & Control	<b>9,262.01</b>			Transfer to Tax Title Liens or Foreclosed	<b>678.96</b>
Other Public Safety				Balance Outstanding Dec. 31, 1982	<b>105,908.61</b>
<b>PUBLIC WORKS</b>		<b>CAPITAL OUTLAY</b>	<b>TOTAL</b>	<b>PRIOR YEARS TAXES OUTSTANDING</b>	
Streets and Drainage	<b>51,816.13</b>	Public Enterprises		Balance January 1, 1982	<b>52,703.17</b>
Sewers and Sewage Processing		Recreation—Culture		Collected in 1982	<b>52,105.13</b>
Garbage and Trash Disposal	<b>30,517.67</b>	Public Works		Cancelled, Abated or Adjusted 1982	<b>15.84</b>
Public Buildings and Grounds	<b>9,617.00</b>	Buildings and Grounds		Transfers to Tax Title Liens or Foreclosed	<b>582.20</b>
Other Public Works		Library and Education		Balance December 31, 1982	
<b>HEALTH and WELFARE</b>		Conservation		<b>TAX TITLE LIENS OUTSTANDING</b>	
Health Services Except Environmental	<b>600.00</b>	All Other		Balance January 1, 1982	
Welfare-Public Assistance	<b>2,925.00</b>			Transfer From Taxes	<b>1,340.56</b>
Hospitals, Clinics, First Aid	<b>1,500.00</b>	<b>CAPITAL DEBT AUTHORIZED, DECEMBER 31, 1982</b>		Redeemed in 1982	<b>1,340.56</b>
Animal, Insect, & Rodent Control	<b>2,450.00</b>	ISSUED AND UNISSUED	GROSS DEBT	Cancelled, Abated or Adjusted (1982)	
Other Welfare Services		School	<b>1,286,000</b>	Transfers to Foreclosed Property	
<b>RECREATION and CONSERVATION</b>		Self-liquidating	<b>26,670</b>	Balance December 31, 1982	
Beaches and Boardwalks		Other	<b>40,000</b>	<b>PROPERTY ACQUIRED BY DEED OR FORECLOSURE</b>	
Parks, Playgrounds, Shade Trees	<b>653.62</b>	Total	<b>1,352,670</b>	Balance January 1, 1982	<b>100.00</b>
Land Reclamation & Conservation				Transfers From Taxes or Liens	
Other Recreational Services	<b>483.87</b>	ISSUED AND OUTSTANDING		Sale for Cash (1982)	
<b>EDUCATION (excluding schools)</b>		School	<b>1,286,000.00</b>	Cancelled, Abated or Adjusted (1982)	
Libraries		Self-Liquidating	<b>26,670.28</b>	Balance December 31, 1982	<b>100.00</b>
Other Educational Services		Other	<b>40,000.00</b>	<b>CURRENT FINANCES DECEMBER 31, 1982</b>	
<b>STATUTORY EXPENDITURES</b>		Total	<b>1,352,670.28</b>	<b>ASSETS</b>	
Pensions & F. I. C. A.	<b>9,000.00</b>	<b>EQUALIZED VALUATION BASIS</b>		Cash Dec. 31, 1982	<b>380,931.28</b>
Employee Fringe Benefits		<b>FOR NET DEBT COMPUTATION</b>	<b>43,165,728</b>	Taxes Receivable	<b>105,908.61</b>
Other Statutory Expenditures	<b>600.00</b>	<b>REAL PROPERTY VALUATIONS</b>		Tax Title Liens	
<b>CETA And Other Public Employment Programs</b>		Code Class # of Parcels % VAL'N	<b>ASSESSED VALUATION</b>	Foreclosed Property	<b>100.00</b>
<b>MUNICIPAL FUNCTIONS</b>	<b>TOTAL</b>	1 Vacant Land 241 5.37	<b>1,437,100.00</b>	Emergencies & Other Deferred Charges	<b>416.35</b>
<b>CAPITAL IMPROVEMENTS</b>	<b>*MEMO*</b>	2 Residential 499 40.50	<b>10,830,600.00</b>	State and Federal Aid Receivable	
<b>DEBT SERVICE</b>		3 Farm 370 14.49	<b>3,876,100.00</b>	Other Receivables	<b>4,032.05</b>
Principal Payments		4a Commercial 44 24.65	<b>6,552,900.00</b>	Total	<b>491,388.29</b>
Interest Payments	<b>3,048.00</b>	4b Industrial 9 14.98	<b>4,005,100.00</b>	<b>LIABILITIES, RESERVES, AND SURPLUS</b>	
		4c Apartments		Cash Liabilities	<b>75,152.71</b>
		Total 1163	<b>26,741,800.00</b>	Reserves for Receivables	<b>110,040.66</b>
<b>DEFERRED CHARGES</b>	<b>7,764.84</b>	Land Area 19.40 Sq. Miles		Surplus Dec. 31, 1982	<b>306,194.92</b>
<b>SCHOOL, COUNTY, SPECIAL DISTRICT TAXES</b>	<b>1,119,160.61</b>	Net Valuation Taxable-Municipal	<b>27,073,140</b>	Total	<b>491,388.29</b>
<b>RESERVE FOR UNCOLLECTED TAXES</b>	<b>111,363.33</b>	Net Valuation Taxable-County	<b>47,566,290</b>		
<b>EXPENDITURES</b>	<b>TOTAL</b>	State Equalized Valuation	<b>47,149,714</b>		
	<b>1,504,674.85</b>	State Equalization Ratio	<b>57.12</b>		

0244

Population 1980 **8,658**  
 Population 1982 **8,664**  
 S & P Rating  
 Moody Rating **A1**

General Tax Rate Per \$100.

State Equalized Tax Rate

**2.01****ORADELL BOROUGH - BERGEN COUNTY****Form of Government:****Borough Council****Number of Members on Governing Body - 6**

PER CENT:

Gross Debt **301.85**  
 Net Debt **229.11**  
 Debt Service **69.27**  
 Total Tax Levy **911.66**  
 Municipal Expenditures **453.09**

PER CENT:

Gross Debt **.73**  
 Net Debt **.56**  
 Tax Levy Collected **95.05**  
 Tax Levy Cancelled, Abated  
 or Adjusted

EXPENDITURES		REVENUES-REALIZED		1982 PROPERTY TAX	
GENERAL GOVERNMENT		1982 Property Taxes Collected		STATE EQUALIZED TAX RATE	
Governing Body & Public Boards		1982 Payments in Lieu of Taxes	7,813,438.98	Local District School Taxes	.42
Municipal Clerk		Delinquent Tax & Lien Collections	56,496.00	Regional & Consolidated School Tax	.81
Financial Administration	13,000.00	Business Personalty Replacement Taxes	50,658.54	School Taxes in Municipal Budget	
Assessment of Taxes	12,320.00	Taxes from Public Utilities	64,817.24	County Taxes	.35
Collection of Taxes	44,306.00	Other Miscellaneous Tax Revenues	879,412.00	County Library Taxes	
Planning, Housing & Development	5,700.00	State Aid Revenues	67,838.30	Local Municipal Purpose Taxes	.42
Human Resources	800.00	Federal Aid Revenues	60,118.14	Veteran & Senior Citizen Taxes	
Elections	1,700.00	State and Local Fiscal Assistance Act Utilized		Total Taxes for Rate Computation	2.01
General Administration (other)	471,909.86	Sale of Acquired Property		Special District Taxes	
JUDICIARY		Other Miscellaneous Revenues	489,444.53	Bank Corp. Taxes	16,663.96
Municipal Courts	29,335.00	Total	9,482,223.73	Added and Omitted Taxes	21,315.91
PUBLIC SAFETY		Prior Years Surplus Appropriated	650,000.00	Total Taxes Levied - ABSTRACT	7,898,607.67
Fire Protection	106,220.00	REVENUES TOTAL	10,132,223.73	Total Taxes Billed	7,888,634.89
Police Protection	742,255.00	Reserve For Uncollected Taxes	195,113.00	1982 TAXES COLLECTED	7,813,438.98
Civil Defense & Disaster Control	3,225.00	CAPITAL OUTLAY TOTAL	191,315.96	1982 Taxes Cancelled, Abated or Adjusted	51.61
Environmental Inspection & Control	35,636.00	Public Enterprises		Transfer to Tax Title Liens or Foreclosed	1,079.84
Other Public Safety		Recreation—Culture	14,000.00	Balance Outstanding Dec. 31, 1982	74,064.46
PUBLIC WORKS		Public Works	103,628.31	PRIOR YEARS TAXES OUTSTANDING	
Streets and Drainage	273,580.00	Buildings and Grounds	73,687.65	Balance January 1, 1982	54,766.17
Sewers and Sewage Processing	57,380.00	Library and Education		Collected in 1982	50,658.54
Garbage and Trash Disposal	417,635.00	Conservation		Cancelled, Abated or Adjusted 1982	
Public Buildings and Grounds	209,720.00	All Other		Transfers to Tax Title Liens or Foreclosed	957.44
Other Public Works	65,400.00	CAPITAL DEBT AUTHORIZED, DECEMBER 31, 1982		Balance December 31, 1982	3,150.19
HEALTH and WELFARE		ISSUED AND UNISSUED		TAX TITLE LIENS OUTSTANDING	
Health Services Except Environmental	37,170.00	School	630,225	Balance January 1, 1982	
Welfare-Public Assistance	2,500.00	Self-liquidating		Transfer From Taxes	2,445.62
Hospitals, Clinics, First Aid		Other	1,985,000	Redeemed in 1982	
Animal, Insect, & Radent Control		Total	2,615,225	Cancelled, Abated or Adjusted (1982)	
Other Welfare Services		ISSUED AND OUTSTANDING		Transfers to Foreclosed Property	
RECREATION and CONSERVATION		School	582,157.88	Balance December 31, 1982	2,445.62
Beaches and Boardwalks		Self-Liquidating		PROPERTY ACQUIRED BY DEED OR	
Parks, Playgrounds, Shade Trees	127,063.14	Other	1,715,750.00	FORECLOSURE	
Land Reclamation & Conservation		Total	2,297,907.88	Balance January 1, 1982	30,523.00
Other Recreational Services	70,004.50	EQUALIZED VALUATION BASIS		Transfers From Taxes or Liens	
EDUCATION (excluding schools)		FOR NET DEBT COMPUTATION	356,991,404	Sale for Cash (1982)	
Libraries	108,285.00	REAL PROPERTY VALUATIONS		Cancelled, Abated or Adjusted (1982)	
Other Educational Services		Code Class # of Parcels % VAL'N		Balance December 31, 1982	30,523.00
STATUTORY EXPENDITURES		ASSESSED VALUATION		CURRENT FINANCES DECEMBER 31, 1982	
Pensions & F. I. C. A.	212,810.00	1 Vacant Land 67 2.02	3,962,288.00	ASSETS	
Employee Fringe Benefits	68,440.00	2 Residential 2591 81.95	161,106,800.00	Cash Dec. 31, 1982	3,119,374.90
Other Statutory Expenditures	7,000.00	3 Farm		Taxes Receivable	77,214.65
CETA And Other Public Employment Programs		4a Commercial 89 14.91	29,307,000.00	Tax Title Liens	2,445.62
MUNICIPAL FUNCTIONS TOTAL	3,123,394.50	4b Industrial 1 .06	111,000.00	Foreclosed Property	30,523.00
CAPITAL IMPROVEMENTS *MEMO*	10,000.00	4c Apartments 6 1.07	2,109,200.00	Emergencies & Other Deferred Charges	10,905.00
DEBT SERVICE		Total 2754	196,596,288.00	State and Federal Aid Receivable	6,879.71
Principal Payments	429,250.00	Land Area 2.55 Sq. Miles		Other Receivables	
Interest Payments	170,878.18	Net Valuation Taxable-Municipal	158,165,444	Total	3,247,342.88
DEFERRED CHARGES	6,900.00	Net Valuation Taxable-County	374,006,609	LIABILITIES, RESERVES, AND SURPLUS	
SCHOOL, COUNTY, SPECIAL DISTRICT TAXES	6,174,811.80	State Equalized Valuation	390,484,005	Cash Liabilities	2,638,928.98
RESERVE FOR UNCOLLECTED TAXES	195,113.00	State Equalization Ratio	50.55	Reserves for Receivables	110,183.27
EXPENDITURES TOTAL	10,100,347.48			Surplus Dec. 31, 1982	498,230.63
				Total	3,247,342.88



## CITY OF ORANGE – TWP. – ESSEX COUNTY

## Form of Government:

Mayor-Council Plan D (OMCL 50)

Number of Members on Governing Body – 7

## PER CAPITAL:

Gross Debt	290.70
Net Debt	175.05
Debt Service	33.94
Total Tax Levy	435.44
Municipal Expenditures	533.78

## PER CENT:

Gross Debt	4.07
Net Debt	2.45
Tax Levy Collected	91.20
Tax Levy Cancelled, Abated or Adjusted	1.01

Population 1980 31,136  
 Population 1982 30,744  
 S & P Rating  
 Moody Rating A

General Tax Rate Per \$100.

10.78

State Equalized Tax Rate

5.81

EXPENDITURES		REVENUES-REALIZED		1982 PROPERTY TAX	
GENERAL GOVERNMENT				STATE EQUALIZED TAX RATE	
Governing Body & Public Boards	155,325.00	1982 Property Taxes Collected	12,176,752.01	Local District School Taxes	1.73
Municipal Clerk	130,971.00	1982 Payments in Lieu of Taxes	240,612.59	Regional & Consolidated School Tax	
Financial Administration	60,103.00	Delinquent Tax & Lien Collections	781,435.75	School Taxes in Municipal Budget	.06
Assessment of Taxes	79,814.00	Business Personalty Replacement Taxes	799,988.52	County Taxes	1.04
Collection of Taxes	98,424.00	Taxes from Public Utilities	1,890,498.00	County Library Taxes	
Planning, Housing & Development	51,440.00	Other Miscellaneous Tax Revenues	2,621,876.00	Local Municipal Purpose Taxes	2.97
Human Resources	1,042,911.00	Federal Aid Revenues		Veteran & Senior Citizen Taxes	
Elections		State and Local Fiscal Assistance Act Utilized	421,323.42	Total Taxes for Rate Computation	5.80
General Administration (other)	1,514,434.24	Sale of Acquired Property	36,141.89	Special District Taxes	
JUDICIARY		Other Miscellaneous Revenues	1,894,796.88	Bank Corp. Taxes	40,790.22
Municipal Courts	137,506.00	Total	20,863,425.06	Added and Omitted Taxes	43,799.14
PUBLIC SAFETY		Prior Years Surplus Appropriated	626,300.00	Total Taxes Levied - ABSTRACT	13,387,103.10
Fire Protection	2,150,353.00	REVENUES TOTAL	21,489,725.06	Total Taxes Billed	13,351,989.42
Police Protection	2,614,866.00	Reserve For Uncollected Taxes	1,314,500.00	1982 TAXES COLLECTED	12,176,752.01
Civil Defense & Disaster Control	5,810.00			1982 Taxes Cancelled, Abated or Adjusted	135,407.19
Environmental Inspection & Control	156,518.00			Transfer to Tax Title Liens or Foreclosed	372,257.47
Other Public Safety				Balance Outstanding Dec. 31, 1982	667,572.75
PUBLIC WORKS		CAPITAL OUTLAY TOTAL	79,700.93	PRIOR YEARS TAXES OUTSTANDING	
Streets and Drainage	1,171,561.00	Public Enterprises		Balance January 1, 1982	650,090.53
Sewers and Sewage Processing	604,428.53	Recreation—Culture	36,046.67	Collected in 1982	558,727.59
Garbage and Trash Disposal	458,486.88	Public Works	21,215.36	Cancelled, Abated or Adjusted 1982	11,840.54
Public Buildings and Grounds	332,979.00	Buildings and Grounds	22,438.90	Transfers to Tax Title Liens or Foreclosed	74,083.46
Other Public Works		Library and Education		Balance December 31, 1982	5,438.94
HEALTH and WELFARE		Conservation		TAX TITLE LIENS OUTSTANDING	
Health Services Except Environmental	259,619.00	All Other		Balance January 1, 1982	922,318.42
Welfare-Public Assistance	219,868.00			Transfer From Taxes	375,461.13
Hospitals, Clinics, First Aid		CAPITAL DEBT AUTHORIZED, DECEMBER 31, 1982		Redeemed in 1982	222,708.16
Animal, Insect, & Rodent Control		ISSUED AND UNISSUED	GROSS DEBT	Cancelled, Abated or Adjusted (1982)	3,718.75
Other Welfare Services	19,101.00	School	3,100,000	Transfers to Foreclosed Property	254,585.56
RECREATION and CONSERVATION		Self-liquidating	680,000	Balance December 31, 1982	816,767.08
Beaches and Boardwalks		Other	5,157,169	PROPERTY ACQUIRED BY DEED OR FORECLOSURE	
Parks, Playgrounds, Shade Trees	14,600.00	Total	8,937,169	Balance January 1, 1982	1,922,494.12
Land Reclamation & Conservation				Transfers From Taxes or Liens	335,005.88
Other Recreational Services	216,417.02	ISSUED AND OUTSTANDING		Sale for Cash (1982)	283,825.00
EDUCATION (excluding schools)		School	3,100,000.00	Cancelled, Abated or Adjusted (1982)	414,675.00
Libraries	327,024.00	Self-Liquidating	680,000.00	Balance December 31, 1982	1,559,000.00
Other Educational Services		Other	4,666,000.00	CURRENT FINANCES DECEMBER 31, 1982	
STATUTORY EXPENDITURES		Total	8,446,000.00	ASSETS	
Pensions & F. I. C. A.	1,610,132.09	EQUALIZED VALUATION BASIS		Cash Dec. 31, 1982	1,732,050.77
Employee Fringe Benefits	419,900.00	FOR NET DEBT COMPUTATION	219,342,072	Taxes Receivable	673,011.69
Other Statutory Expenditures	50,000.00	REAL PROPERTY VALUATIONS		Tax Title Liens	816,767.08
CETA And Other Public Employment Programs		Code Class # of Parcels % VAL'N	ASSESSED VALUATION	Foreclosed Property	1,559,000.00
MUNICIPAL FUNCTIONS TOTAL	13,942,591.76	1 Vacant Land 357 1.52	1,843,400.00	Emergencies & Other Deferred Charges	305,753.24
CAPITAL IMPROVEMENTS *MEMO*	5,000.00	2 Residential 3772 48.96	59,390,300.00	State and Federal Aid Receivable	41,297.47
DEBT SERVICE		3 Farm		Other Receivables	1,147,366.02
Principal Payments	595,000.00	4a Commercial 409 18.53	22,471,500.00	Total	6,275,246.27
Interest Payments	448,427.92	4b Industrial 64 4.51	5,474,700.00	LIABILITIES, RESERVES, AND SURPLUS	
TYPE I SCHL DEBT *MEMO	489,938.00	4c Apartments 188 26.48	32,112,200.00	Cash Liabilities	1,557,663.30
DEFERRED CHARGES	109,883.78	Total 4790	121,252,100.00	Reserves for Receivables	4,196,144.79
SCHOOL, COUNTY, SPECIAL DISTRICT TAXES	6,451,460.99	Land Area 2.20 Sq. Miles		Surplus Dec. 31, 1982	521,438.18
RESERVE FOR UNCOLLECTED TAXES	1,314,500.00	Net Valuation Taxable-Municipal	123,452,600	Total	6,275,246.27
EXPENDITURES TOTAL	22,901,864.45	Net Valuation Taxable-County	238,782,621		
		State Equalized Valuation	227,419,495		
		State Equalization Ratio	53.90		

\* ABOVE DEBT SERVICE INCLUDES TYPE I SCHOOL DEBT

General Tax Rate Per \$100.	3.19
State Equalized Tax Rate	2.56

**Form of Government:**  
**Small Municipality Plan C (OMCL 50)**  
**Number of Members on Governing Body – 3**

PER CAPITA:		PER CENT:	
Gross Debt	1,882.71	Gross Debt	11.09
Net Debt	1,837.36	Net Debt	10.83
Debt Service	12.45	Tax Levy Collected	89.53
Total Tax Levy	461.17	Tax Levy Concelled, Abated	
Municipal Expenditures	291.58	or Adjusted	.13

EXPENDITURES		REVENUES-REALIZED		1982 PROPERTY TAX	
GENERAL GOVERNMENT				STATE EQUALIZED TAX RATE $\rightarrow$	
Governing Body & Public Boards	3,615.00	1982 Property Taxes Collected	680,175.53	Local District School Taxes	1.64 486,882.00
Municipal Clerk	7,700.00	1982 Payments in Lieu of Taxes	7,173.55	Regional & Consolidated School Tax	
Financial Administration	12,000.00	Delinquent Tax & Lien Collections	66,981.59	School Taxes in Municipal Budget	
Assessment of Taxes	5,250.00	Business Personalty Replacement Taxes	36,663.24	County Taxes	.59 * 174,020.48
Collection of Taxes	6,500.00	Taxes from Public Utilities	65,216.00	County Library Taxes	.03 8,650.27
Planning, Housing & Development	3,400.00	Other Miscellaneous Tax Revenues		Local Municipal Purpose Taxes	.29 86,795.92
Human Resources		State Aid Revenues	12,842.40	Veteran & Senior Citizen Taxes	24,175.00
Elections		Federal Aid Revenues		Total Taxes for Rate Computation	2.55 780,523.67
General Administration (other)	53,596.85	State and Local Fiscal Assistance Act Utilized	14,014.00	Special District Taxes	
JUDICIARY		Sale of Acquired Property		Bank Corp. Taxes	4,028.51
Municipal Courts	7,750.00	Other Miscellaneous Revenues	117,584.69	Added and Omitted Taxes	2,391.33
PUBLIC SAFETY		Total	1,000,651.00	Total Taxes Levied - ABSTRACT	762,768.51
Fire Protection	6,000.00	Prior Years Surplus Appropriated	91,000.00	Total Taxes Billed	759,754.23
Police Protection	53,007.00	REVENUES TOTAL	1,091,651.00	1982 TAXES COLLECTED	680,175.53
Civil Defense & Disaster Control		Reserve For Uncollected Taxes	87,115.19	1982 Taxes Cancelled, Abated or Adjusted	950.00
Environmental Inspection & Control		CAPITAL OUTLAY TOTAL	161,458.59	Transfer to Tax Title Liens or Foreclosed	7,984.57
Other Public Safety				Balance Outstanding Dec. 31, 1982	70,644.13
PUBLIC WORKS				PRIOR YEARS TAXES OUTSTANDING	
Streets and Drainage	17,857.00	Public Enterprises	161,458.59	Balance January 1, 1982	67,431.95
Sewers and Sewage Processing		Recreation—Culture		Collected in 1982	54,898.30
Garbage and Trash Disposal	12,516.04	Public Works		Cancelled, Abated or Adjusted 1982	
Public Buildings and Grounds	9,154.34	Buildings and Grounds		Transfers to Tax Title Liens or Foreclosed	10,104.30
Other Public Works		Library and Education		Balance December 31, 1982	2,429.35
HEALTH and WELFARE		Conservation		TAX TITLE LIENS OUTSTANDING	
Health Services Except Environmental	150.00	All Other		Balance January 1, 1982	28,168.66
Welfare-Public Assistance	725.00			Transfer From Taxes	19,134.33
Hospitals, Clinics, First Aid		CAPITAL DEBT AUTHORIZED, DECEMBER 31, 1982		Redeemed in 1982	12,083.29
Animal, Insect, & Rodent Control	577.27	ISSUED AND UNISSUED	GROSS DEBT	NET DEBT	
Other Welfare Services		School	75,000		Cancelled, Abated or Adjusted (1982)
RECREATION and CONSERVATION		Self-liquidating			Transfers to Foreclosed Property
Beaches and Boardwalks		Other	3,039,000	3,039,000	Balance December 31, 1982
Parks, Playgrounds, Shade Trees	13,317.92	Total	3,114,000	3,039,000	PROPERTY ACQUIRED BY DEED OR FORECLOSURE
Land Reclamation & Conservation					Balance January 1, 1982
Other Recreational Services	12,904.66	ISSUED AND OUTSTANDING			Transfers From Taxes or Liens
EDUCATION (excluding schools)		School		75,000.00	Sale for Cash (1982)
Libraries	4,500.00	Self-Liquidating			Cancelled, Abated or Adjusted (1982)
Other Educational Services		Other		1,151,000.00	Balance December 31, 1982
STATUTORY EXPENDITURES		Total		1,226,000.00	93,000.00
Pensions & F. I. C. A.	20,632.92	EQUALIZED VALUATION BASIS			CURRENT FINANCES DECEMBER 31, 1982
Employee Fringe Benefits	11,500.00	FOR NET DEBT COMPUTATION	28,067.594		ASSETS
Other Statutory Expenditures	3,000.00	REAL PROPERTY VALUATIONS			Cash Dec. 31, 1982
CETA And Other Public Employment Programs		Code Class # of Parcels % VAL'N	ASSESSED VALUATION		Taxes Receivable
MUNICIPAL FUNCTIONS TOTAL	365,654.00	1 Vacant Land 203 6.47	1,507,400.00		Tax Title Liens
CAPITAL IMPROVEMENTS *MEMO*		2 Residential 503 71.92	16,745,675.00		Foreclosed Property
DEBT SERVICE		3 Farm 58 5.07	1,179,665.00		Emergencies & Other Deferred Charges
Principal Payments	18,000.00	4a Commercial 26 5.50	1,281,500.00		State and Federal Aid Receivable
Interest Payments	2,590.74	4b Industrial 16 10.24	2,384,625.00		Other Receivables
DEFERRED CHARGES	8,917.16	4c Apartments 3 .80	185,300.00		Total
SCHOOL, COUNTY, SPECIAL DISTRICT TAXES	669,552.75	Total 809	23,284,165.00		577,861.43
RESERVE FOR UNCOLLECTED TAXES	87,115.19	Land Area 5.70 Sq. Miles			LIABILITIES, RESERVES, AND SURPLUS
EXPENDITURES TOTAL	1,151,829.84	Net Valuation Taxable-Municipal	23,740,181		Cash Liabilities
		Net Valuation Taxable-County	29,780,410		Reserves for Receivables
		State Equalized Valuation	29,492,261		Surplus Dec. 31, 1982
		State Equalization Ratio	80.19		Total
					577,861.43

\*Includes County Health Service Taxes or County Vocational School Taxes. See Table 13.



Population 1980 26  
 Population 1982 26  
 S & P Rating  
 Moody Rating

General Tax Rate Per \$100.

State Equalized Tax Rate **4.45**  
**.59**

**PAHAQUARRY TOWNSHIP – WARREN CO.****Form of Government:****Township Committee****Number of Members on Governing Body – 3****PER CAPITA:**

Gross Debt  
 Net Debt  
 Debt Service  
 Total Tax Levy **142.85**  
 Municipal Expenditures **2,301.35**

**PER CENT:**

Gross Debt  
 Net Debt  
 Tax Levy Collected **99.38**  
 Tax Levy Cancelled, Abated  
 or Adjusted

EXPENDITURES		REVENUES-REALIZED		1982 PROPERTY TAX	
<b>GENERAL GOVERNMENT</b>				STATE EQUALIZED TAX RATE →	
Governing Body & Public Boards		1982 Property Taxes Collected		Local District School Taxes	
Municipal Clerk		1982 Payments in Lieu of Taxes		Regional & Consolidated School Tax	
Financial Administration	2,725.00	Delinquent Tax & Lien Collections		School Taxes in Municipal Budget	
Assessment of Taxes	400.00	Business Personalty Replacement Taxes		County Taxes	.56 *
Collection of Taxes	400.00	Taxes from Public Utilities		County Library Taxes	.03
Planning, Housing & Development		Other Miscellaneous Tax Revenues		Local Municipal Purpose Taxes	
Human Resources		State Aid Revenues		Veteran & Senior Citizen Taxes	
Elections		Federal Aid Revenues		Total Taxes for Rate Computation	.59
General Administration (other)	5,350.00	State and Local Fiscal Assistance Act Utilized		Special District Taxes	
<b>JUDICIARY</b>		Sale of Acquired Property		Bank Corp. Taxes	
Municipal Courts		Other Miscellaneous Revenues		Added and Omitted Taxes	
<b>PUBLIC SAFETY</b>		Total		Total Taxes Levied - ABSTRACT	3,713.99
Fire Protection	100.00	Prior Years Surplus Appropriated		Total Taxes Billed	3,715.58
Police Protection	50.00	REVENUES TOTAL		1982 TAXES COLLECTED	3,692.66
Civil Defense & Disaster Control		Reserve For Uncollected Taxes		1982 Taxes Cancelled, Abated or Adjusted	
Environmental Inspection & Control		CAPITAL OUTLAY TOTAL		Transfer to Tax Title Liens or Foreclosed	
Other Public Safety		Public Enterprises		Balance Outstanding Dec. 31, 1982	22.92
<b>PUBLIC WORKS</b>		Recreation—Culture		PRIOR YEARS TAXES OUTSTANDING	
Streets and Drainage	50,185.00	Public Works		Balance January 1, 1982	613.32
Sewers and Sewage Processing		Buildings and Grounds		Collected in 1982	
Garbage and Trash Disposal		Library and Education		Cancelled, Abated or Adjusted 1982	
Public Buildings and Grounds		Conservation		Transfers to Tax Title Liens or Foreclosed	
Other Public Works		All Other		Balance December 31, 1982	613.32
<b>HEALTH and WELFARE</b>		CAPITAL DEBT AUTHORIZED, DECEMBER 31, 1982		TAX TITLE LIENS OUTSTANDING	
Health Services Except Environmental		ISSUED AND UNISSUED GROSS DEBT NET DEBT		Balance January 1, 1982	
Welfare-Public Assistance	25.00	School		Transfer From Taxes	
Hospitals, Clinics, First Aid		Self-liquidating		Redeemed in 1982	
Animal, Insect, & Rodent Control		Other		Cancelled, Abated or Adjusted (1982)	
Other Welfare Services		Total		Transfers to Foreclosed Property	
<b>RECREATION and CONSERVATION</b>		ISSUED AND OUTSTANDING		Balance December 31, 1982	
Beaches and Boardwalks		School		PROPERTY ACQUIRED BY DEED OR	
Parks, Playgrounds, Shade Trees		Self-liquidating		FORECLOSURE	
Land Reclamation & Conservation		Other		Balance January 1, 1982	
Other Recreational Services		Total		Transfers From Taxes or Liens	
<b>EDUCATION (excluding schools)</b>		EQUALIZED VALUATION BASIS		Sale for Cash (1982)	
Libraries		FOR NET DEBT COMPUTATION		Cancelled, Abated or Adjusted (1982)	
Other Educational Services		REAL PROPERTY VALUATIONS		Balance December 31, 1982	
<b>STATUTORY EXPENDITURES</b>		Code Class # of Parcels % VAL'N ASSESSED VALUATION		CURRENT FINANCES DECEMBER 31, 1982	
Pensions & F. I. C. A.	500.00	1 Vacant Land 2		ASSETS	
Employee Fringe Benefits		2 Residential		Cash Dec. 31, 1982	93,513.79
Other Statutory Expenditures	100.00	3 Farm		Taxes Receivable	636.24
CETA And Other Public Employment Programs		4a Commercial		Tax Title Liens	
<b>MUNICIPAL FUNCTIONS TOTAL</b>		4b Industrial		Foreclosed Property	
CAPITAL IMPROVEMENTS <b>*MEMO*</b>	59,835.00	4c Apartments		Emergencies & Other Deferred Charges	
<b>DEBT SERVICE</b>		Total 2		State and Federal Aid Receivable	
Principal Payments		Land Area 19.95 Sq. Miles		Other Receivables	
Interest Payments		Net Valuation Taxable-Municipal		Total	94,150.03
<b>DEFERRED CHARGES</b>		Net Valuation Taxable-County		LIABILITIES, RESERVES, AND SURPLUS	
SCHOOL, COUNTY, SPECIAL DISTRICT TAXES	3,713.99	State Equalized Valuation		Cash Liabilities	25,109.95
RESERVE FOR UNCOLLECTED TAXES		State Equalization Ratio		Reserves for Receivables	636.24
EXPENDITURES TOTAL	63,548.99			Surplus Dec. 31, 1982	68,403.84
				Total	94,150.03

\*Includes County Health Service Taxes or County Vocational School Taxes. See Table 13

Population 1980 **13,732**  
 Population 1982 **13,670**  
 S & P Rating  
 Moody Rating **A**

General Tax Rate Per \$100.

2.22

State Equalized Tax Rate

2.12

**PALISADES PARK BOROUGH – BERGEN CO.****Form of Government:****Borough Council****Number of Members on Governing Body – 6****PER CAPITA.**

Gross Debt **308.19**  
 Net Debt **160.78**  
 Debt Service **25.78**  
 Total Tax Levy **524.22**  
 Municipal Expenditures **279.49**

**PER CENT:**

Gross Debt **1.40**  
 Net Debt **.73**  
 Tax Levy Collected **96.39**  
 Tax Levy Cancelled, Abated  
 or Adjusted **.89**

EXPENDITURES		REVENUES-REALIZED		1982 PROPERTY TAX	
<b>GENERAL GOVERNMENT</b>				<b>STATE EQUALIZED TAX RATE</b>	
Governing Body & Public Boards		1982 Property Taxes Collected	<b>6,515,905.75</b>	Local District School Taxes	<b>1.18</b>
Municipal Clerk		1982 Payments in Lieu of Taxes		Regional & Consolidated School Tax	
Financial Administration	<b>18,000.00</b>	Delinquent Tax & Lien Collections	<b>57,896.93</b>	School Taxes in Municipal Budget	
Assessment of Taxes	<b>7,300.00</b>	Business Personalty Replacement Taxes	<b>145,259.76</b>	County Taxes	<b>.32</b>
Collection of Taxes	<b>29,410.00</b>	Taxes from Public Utilities	<b>544,250.00</b>	County Library Taxes	
Planning, Housing & Development	<b>6,700.00</b>	Other Miscellaneous Tax Revenues		Local Municipal Purpose Taxes	<b>.62</b>
Human Resources		State Aid Revenues	<b>125,013.03</b>	Veteran & Senior Citizen Taxes	
Elections		Federal Aid Revenues		Total Taxes for Rate Computation	<b>2.12</b>
General Administration (other)	<b>486,780.00</b>	State and Local Fiscal Assistance Act Utilized	<b>139,251.00</b>	Special District Taxes	
<b>JUDICIARY</b>		Sale of Acquired Property		Bank Corp. Taxes	<b>11,061.84</b>
Municipal Courts	<b>31,700.00</b>	Other Miscellaneous Revenues	<b>218,818.64</b>	Added and Omitted Taxes	<b>3,567.17</b>
<b>PUBLIC SAFETY</b>		Total	<b>8,286,395.11</b>	Total Taxes Levied - ABSTRACT	<b>7,166,019.67</b>
Fire Protection	<b>119,558.32</b>	Prior Years Surplus Appropriated	<b>355,000.00</b>	Total Taxes Billed	<b>7,175,223.82</b>
Police Protection	<b>931,045.36</b>	REVENUES TOTAL	<b>8,641,395.11</b>	1982 TAXES COLLECTED	<b>6,915,905.75</b>
Civil Defense & Disaster Control	<b>2,700.00</b>	Reserve For Uncollected Taxes	<b>203,337.00</b>	1982 Taxes Cancelled, Abated or Adjusted	<b>63,736.20</b>
Environmental Inspection & Control	<b>36,150.00</b>	CAPITAL OUTLAY TOTAL	<b>654,993.19</b>	Transfer to Tax Title Liens or Foreclosed	<b>115.44</b>
Other Public Safety				Balance Outstanding Dec. 31, 1982	<b>195,466.43</b>
<b>PUBLIC WORKS</b>		Public Enterprises		<b>PRIOR YEARS TAXES OUTSTANDING</b>	
Streets and Drainage	<b>389,729.20</b>	Recreation—Culture		Balance January 1, 1982	<b>114,953.38</b>
Sewers and Sewage Processing	<b>290,281.28</b>	Public Works	<b>454,600.91</b>	Collected in 1982	<b>57,896.93</b>
Garbage and Trash Disposal	<b>219,962.68</b>	Buildings and Grounds	<b>160,392.28</b>	Cancelled, Abated or Adjusted 1982	<b>300.00</b>
Public Buildings and Grounds	<b>67,975.00</b>	Library and Education		Transfers to Tax Title Liens or Foreclosed	
Other Public Works	<b>75,061.76</b>	Conservation		Balance December 31, 1982	<b>16,756.45</b>
<b>HEALTH and WELFARE</b>		All Other		<b>TAX TITLE LIENS OUTSTANDING</b>	
Health Services Except Environmental	<b>56,705.00</b>	CAPITAL DEBT AUTHORIZED, DECEMBER 31, 1982		Balance January 1, 1982	<b>378.89</b>
Welfare-Public Assistance	<b>24,730.00</b>	ISSUED AND UNISSUED		Transfer From Taxes	<b>115.44</b>
Hospitals, Clinics, First Aid		School	<b>1,790,000</b>	Redeemed in 1982	
Animal, Insect, & Rodent Control		Self-liquidating	<b>163,000</b>	Cancelled, Abated or Adjusted (1982)	
Other Welfare Services		Other	<b>2,259,900</b>	Transfers to Foreclosed Property	
<b>RECREATION and CONSERVATION</b>		Total	<b>4,212,900</b>	Balance December 31, 1982	<b>494.33</b>
Beaches and Boardwalks		ISSUED AND OUTSTANDING		<b>PROPERTY ACQUIRED BY DEED OR FORECLOSURE</b>	
Parks, Playgrounds, Shade Trees	<b>3,663.00</b>	School	<b>1,720,000.00</b>	Balance January 1, 1982	<b>16,947.50</b>
Land Reclamation & Conservation	<b>500.00</b>	Self-Liquidating	<b>163,000.00</b>	Transfers From Taxes or Liens	
Other Recreational Services	<b>74,100.00</b>	Other	<b>1,350,000.00</b>	Sale for Cash (1982)	
<b>EDUCATION (excluding schools)</b>		Total	<b>3,233,000.00</b>	Cancelled, Abated or Adjusted (1982)	
Libraries	<b>43,750.00</b>	EQUALIZED VALUATION BASIS		Balance December 31, 1982	<b>16,947.50</b>
Other Educational Services		FOR NET DEBT COMPUTATION	<b>255,905.062</b>	<b>CURRENT FINANCES DECEMBER 31, 1982</b>	
<b>STATUTORY EXPENDITURES</b>		REAL PROPERTY VALUATIONS		<b>ASSETS</b>	
Pensions & F. I. C. A.	<b>256,233.62</b>	Code Class # of Parcels % VAL'N		Cash Dec. 31, 1982	<b>405,971.81</b>
Employee Fringe Benefits	<b>78,400.00</b>	1 Vacant Land 133 1.36	<b>4,390,200.00</b>	Taxes Receivable	<b>212,222.88</b>
Other Statutory Expenditures	<b>300.00</b>	2 Residential 2415 68.72	<b>221,155,600.00</b>	Tax Title Liens	<b>494.33</b>
CETA And Other Public Employment Programs		3 Farm		Foreclosed Property	<b>16,947.50</b>
<b>MUNICIPAL FUNCTIONS TOTAL</b>	<b>3,250,735.22</b>	4a Commercial 197 10.15	<b>32,654,100.00</b>	Emergencies & Other Deferred Charges	<b>164,000.00</b>
<b>CAPITAL IMPROVEMENTS *MEMO*</b>	<b>100.00</b>	4b Industrial 65 8.56	<b>27,554,800.00</b>	State and Federal Aid Receivable	
<b>DEBT SERVICE</b>		4c Apartments 79 11.21	<b>36,063,300.00</b>	Other Receivables	<b>3,010.68</b>
Principal Payments	<b>237,500.00</b>	Total 2889	<b>321,818,000.00</b>	Total	<b>742,647.20</b>
Interest Payments	<b>114,896.82</b>	Land Area 1.30 Sq. Miles		<b>LIABILITIES, RESERVES, AND SURPLUS</b>	
<b>DEFERRED CHARGES</b>	<b>14,110.83</b>	Net Valuation Taxable-Municipal	<b>323,047,597</b>	Cash Liabilities	<b>319,454.29</b>
<b>SCHOOL, COUNTY, SPECIAL DISTRICT TAXES</b>	<b>5,064,794.66</b>	Net Valuation Taxable-County	<b>307,137,109</b>	Reserves for Receivables	<b>232,675.39</b>
<b>RESERVE FOR UNCOLLECTED TAXES</b>	<b>203,337.00</b>	State Equalized Valuation	<b>337,788,894</b>	Surplus Dec. 31, 1982	<b>190,517.52</b>
<b>EXPENDITURES TOTAL</b>	<b>8,885,374.53</b>	State Equalization Ratio	<b>95.62</b>	Total	<b>742,647.20</b>



0327

Population 1980 **7,085**Population 1982 **7,218**

S &amp; P Rating

Moody Rating

General Tax Rate Per \$100.

State Equalized Tax Rate **4.03****2.49****PALMYRA BOROUGH – BURLINGTON CO.****Form of Government:****Borough Council****Number of Members on Governing Body – 6**

## PER CAPITA:

Gross Debt **76.02**Net Debt **70.75**Debt Service **7.15**Total Tax Levy **423.68**Municipal Expenditures **202.60**

## PER CENT:

Gross Debt **.49**Net Debt **.45**Tax Levy Collected **96.11**Tax Levy Cancelled, Abated  
or Adjusted **.01**

EXPENDITURES		REVENUES-REALIZED		1982 PROPERTY TAX	
GENERAL GOVERNMENT				STATE EQUALIZED TAX RATE $\rightarrow$	
Governing Body & Public Boards	9,900.00	1982 Property Taxes Collected		Local District School Taxes	1.38
Municipal Clerk		1982 Payments in Lieu of Taxes		Regional & Consolidated School Tax	
Financial Administration	10,800.00	Delinquent Tax & Lien Collections		School Taxes in Municipal Budget	
Assessment of Taxes	6,580.00	Business Personalty Replacement Taxes		County Taxes	.59
Collection of Taxes	11,000.00	Taxes from Public Utilities		County Library Taxes	.03
Planning, Housing & Development	3,400.00	Other Miscellaneous Tax Revenues		Local Municipal Purpose Taxes	.48
Human Resources	350.00	State Aid Revenues		Veteran & Senior Citizen Taxes	
Elections		Federal Aid Revenues		Total Taxes for Rate Computation	2.48
General Administration (other)	211,663.00	State and Local Fiscal Assistance Act Utilized		Special District Taxes	
JUDICIARY		Sale of Acquired Property		Bank Corp. Taxes	905.89
Municipal Courts	22,761.00	Other Miscellaneous Revenues		Added and Omitted Taxes	2,093.55
PUBLIC SAFETY		Total		Total Taxes Levied - ABSTRACT	3,058,153.21
Fire Protection	52,354.50	Prior Years Surplus Appropriated		Total Taxes Billed	3,059,783.24
Police Protection	407,071.35	REVENUES TOTAL		1982 TAXES COLLECTED	2,940,707.45
Civil Defense & Disaster Control	900.00	Reserve For Uncollected Taxes		1982 Taxes Cancelled, Abated or Adjusted	362.70
Environmental Inspection & Control	3,500.00	CAPITAL OUTLAY TOTAL		Transfer to Tax Title Liens or Foreclosed	8,723.20
Other Public Safety				Balance Outstanding Dec. 31, 1982	109,989.89
PUBLIC WORKS				PRIOR YEARS TAXES OUTSTANDING	
Streets and Drainage	142,284.25	Public Enterprises		Balance January 1, 1982	72,729.73
Sewers and Sewage Processing		Recreation—Culture		Collected in 1982	65,349.28
Garbage and Trash Disposal	85,001.00	Public Works		Cancelled, Abated or Adjusted 1982	227.47
Public Buildings and Grounds	24,122.00	Buildings and Grounds		Transfers to Tax Title Liens or Foreclosed	1,667.94
Other Public Works	47,100.00	Library and Education		Balance December 31, 1982	5,485.04
HEALTH and WELFARE		Conservation		TAX TITLE LIENS OUTSTANDING	
Health Services Except Environmental	990.00	All Other		Balance January 1, 1982	54,162.96
Welfare-Public Assistance	26,290.00	CAPITAL DEBT AUTHORIZED, DECEMBER 31, 1982		Transfer From Taxes	11,069.06
Hospitals, Clinics, First Aid		ISSUED AND UNISSUED GROSS DEBT NET DEBT		Redeemed in 1982	41,184.98
Animal, Insect, & Rodent Control		School		Cancelled, Abated or Adjusted (1982)	790.48
Other Welfare Services		Self-liquidating		Transfers to Foreclosed Property	14,355.80
RECREATION and CONSERVATION		Other		Balance December 31, 1982	8,900.76
Beaches and Boardwalks		Total		PROPERTY ACQUIRED BY DEED OR FORECLOSURE	
Parks, Playgrounds, Shade Trees	20,000.00			Balance January 1, 1982	162,394.20
Land Reclamation & Conservation				Transfers From Taxes or Liens	14,355.80
Other Recreational Services	8,735.00			Sale for Cash (1982)	105,200.00
EDUCATION (excluding schools)				Cancelled, Abated or Adjusted (1982)	
Libraries	1,600.00			Balance December 31, 1982	71,550.00
Other Educational Services				CURRENT FINANCES DECEMBER 31, 1982	
STATUTORY EXPENDITURES				ASSETS	
Pensions & F. I. C. A.	54,084.40			Cash Dec. 31, 1982	1,311,226.77
Employee Fringe Benefits	42,502.00			Taxes Receivable	115,474.93
Other Statutory Expenditures	7,500.00			Tax Title Liens	8,900.76
CETA And Other Public Employment Programs				Foreclosed Property	71,550.00
MUNICIPAL FUNCTIONS TOTAL	1,240,488.50			Emergencies & Other Deferred Charges	160.83
CAPITAL IMPROVEMENTS *MEMO*	5,000.00			State and Federal Aid Receivable	
DEBT SERVICE				Other Receivables	27,752.79
Principal Payments	40,000.00			Total	1,535,066.08
Interest Payments	11,610.00			LIABILITIES, RESERVES, AND SURPLUS	
DEFERRED CHARGES	20,937.97			Cash Liabilities	772,138.93
SCHOOL, COUNTY, SPECIAL DISTRICT TAXES	2,459,130.34			Reserves for Receivables	223,678.48
RESERVE FOR UNCOLLECTED TAXES	149,324.40			Surplus Dec. 31, 1982	539,248.67
EXPENDITURES TOTAL	3,921,491.21			Total	1,535,066.08

0246  
Population 1980 26,474  
Population 1982 26,680  
S & P Rating AA-  
Moody Rating A1

General Tax Rate Per \$100. 2.77  
State Equalized Tax Rate 1.67

**PARAMUS BOROUGH - BERGEN COUNTY**  
**Form of Government:**  
**Borough Council**  
**Number of Members on Governing Body - 6**

PER CAPITA  
Gross Debt 575.31  
Net Debt 150.25  
Debt Service 12.31  
Total Tax Levy 895.13  
Municipal Expenditures 400.22  
PER CENT:  
Gross Debt 1.20  
Net Debt .31  
Tax Levy Collected 98.25  
Tax Levy Cancelled, Abated or Adjusted .20

EXPENDITURES		REVENUES-REALIZED		1982 PROPERTY TAX	
<b>GENERAL GOVERNMENT</b>		<b>STATE EQUALIZED TAX RATE</b>		<b>Local District School Taxes 1.06</b>	
Governing Body & Public Boards	25,650.00	1982 Property Taxes Collected	23,463,732.93	Regional & Consolidated School Tax	15,176,569.50
Municipal Clerk	73,950.00	1982 Payments in Lieu of Taxes		School Taxes in Municipal Budget	
Financial Administration	57,555.00	Delinquent Tax & Lien Collections	283,491.57	County Taxes	5,014,202.95
Assessment of Taxes	89,795.00	Business Personality Replacement Taxes	1,237,719.44	County Library Taxes	
Collection of Taxes	122,210.00	Taxes from Public Utilities	2,483,331.00	Local Municipal Purpose Taxes	3,504,937.55
Planning, Housing & Development	60,390.00	Other Miscellaneous Tax Revenues		Veteran & Senior Citizen Taxes	234,525.00
Human Resources		State Aid Revenues	206,800.31	Total Taxes far Rate Computation	23,930,235.00
Elections		Federal Aid Revenues		Special District Taxes	
General Administration (other)	668,963.00	State and Local Fiscal Assistance Act Utilized	276,479.40	Bank Corp. Taxes	82,937.25
<b>JUDICIARY</b>		Sale of Acquired Property		Added and Omitted Taxes	103,428.94
Municipal Courts	81,350.00	Other Miscellaneous Revenues	1,503,632.70	Total Taxes Levied - ABSTRACT	23,882,076.19
<b>PUBLIC SAFETY</b>		Total	29,455,187.35	Total Taxes Billed	23,881,784.21
Fire Protection	380,247.99	Prior Years Surplus Appropriated	1,736,000.00	1982 TAXES COLLECTED	23,463,732.93
Police Protection	3,458,179.00	REVENUES TOTAL	31,191,187.35	1982 Taxes Cancelled, Abated or Adjusted	48,361.02
Civil Defense & Disaster Control	38,925.00	Reserve For Uncollected Taxes	1,050,289.11	Transfer to Tax Title Liens or Foreclosed	
Environmental Inspection & Control	101,990.06	CAPITAL OUTLAY TOTAL	1,057,274.54	Balance Outstanding Dec. 31, 1982	369,690.26
Other Public Safety				<b>PRIOR YEARS TAXES OUTSTANDING</b>	
<b>PUBLIC WORKS</b>		Public Enterprises	10,316.84	Balance January 1, 1982	429,197.22
Streets and Drainage	558,000.67	Recreation—Culture		Collected in 1982	264,488.01
Sewers and Sewage Processing		Public Works	1,013,151.02	Cancelled, Abated or Adjusted 1982	
Garbage and Trash Disposal	548,624.28	Buildings and Grounds	9,750.00	Transfers to Tax Title Liens or Foreclosed	
Public Buildings and Grounds	279,741.00	Library and Education	24,056.68	Balance December 31, 1982	164,709.21
Other Public Works	505,680.00	Conservation		<b>TAX TITLE LIENS OUTSTANDING</b>	
<b>HEALTH and WELFARE</b>		All Other		Balance January 1, 1982	32,344.75
Health Services Except Environmental	156,710.00	CAPITAL DEBT AUTHORIZED, DECEMBER 31, 1982		Transfer From Taxes	
Welfare-Public Assistance	38,150.00	ISSUED AND UNISSUED		Redeemed in 1982	19,003.56
Hospitals, Clinics, First Aid	2,000.00	School	4,192,000	Cancelled, Abated or Adjusted (1982)	
Animal, Insect, & Rodent Control	33,220.00	Self-liquidating	7,633,958	Transfers to Foreclosed Property	
Other Welfare Services		Other	3,523,250	Balance December 31, 1982	13,341.19
<b>RECREATION and CONSERVATION</b>		Total	15,349,208	<b>PROPERTY ACQUIRED BY DEED OR FORECLOSURE</b>	
Beaches and Boardwalks		ISSUED AND OUTSTANDING		Balance January 1, 1982	23,978.00
Parks, Playgrounds, Shade Trees	426,845.00	School	4,152,000.00	Transfers From Taxes or Liens	
Land Reclamation & Conservation	1,545.00	Self-Liquidating	7,587,000.00	Sale for Cash (1982)	
Other Recreational Services	24,695.00	Other	3,523,250.00	Cancelled, Abated or Adjusted (1982)	
<b>EDUCATION (excluding schools)</b>		Total	15,302,250.00	Balance December 31, 1982	23,978.00
Libraries	456,836.00	EQUALIZED VALUATION BASIS		<b>CURRENT FINANCES DECEMBER 31, 1982</b>	
Other Educational Services		FOR NET DEBT COMPUTATION	1,275,431,219	<b>ASSETS</b>	
<b>STATUTORY EXPENDITURES</b>		REAL PROPERTY VALUATIONS		Cash Dec. 31, 1982	3,734,668.97
Pensions & F. I. C. A.	783,870.51	Code Class # of Parcels % VAL'N	ASSESSED VALUATION	Taxes Receivable	534,399.47
Employee Fringe Benefits	237,800.00	1 Vacant Land 329 2.14	18,254,300.00	Tax Title Liens	13,341.19
Other Statutory Expenditures	46,271.62	2 Residential 7318 50.66	431,255,200.00	Foreclosed Property	23,978.00
<b>CETA And Other Public Employment Programs</b>		3 Farm 15 .04	339,200.00	Emergencies & Other Deferred Charges	93,000.00
<b>MUNICIPAL FUNCTIONS</b>		4a Commercial 400 40.21	342,288,300.00	State and Federal Aid Receivable	
<b>TOTAL</b>	<b>9,259,194.13</b>	4b Industrial 48 6.95	59,159,200.00	Other Receivables	87,726.03
<b>CAPITAL IMPROVEMENTS</b>	<b>*MEMO*</b>	4c Apartments		Total	4,487,113.66
<b>DEBT SERVICE</b>		Total	8110	<b>LIABILITIES, RESERVES, AND SURPLUS</b>	
Principal Payments	71,000.00	Land Area 10.35 Sq. Miles		Cash Liabilities	902,007.15
Interest Payments	257,317.91	Net Valuation Taxable-Municipal	858,424,378	Reserves for Receivables	659,444.69
<b>DEFERRED CHARGES</b>		Net Valuation Taxable-County	1,366,148,808	Surplus Dec. 31, 1982	2,925,661.82
<b>SCHOOL, COUNTY, SPECIAL DISTRICT TAXES</b>	<b>20,190,772.45</b>	State Equalized Valuation	1,422,678,800	Total	4,487,113.66
<b>RESERVE FOR UNCOLLECTED TAXES</b>	<b>1,050,289.11</b>	State Equalization Ratio	60.14		
<b>EXPENDITURES</b>	<b>TOTAL</b>				
	<b>30,868,573.60</b>				



0247

## PARK RIDGE BOROUGH - BERGEN COUNTY

## Form of Government:

Borough Council

Number of Members on Governing Body - 6

PER CAPITA:

Gross Debt 966.31  
 Net Debt 619.85  
 Debt Service 61.55  
 Total Tax Levy 865.16  
 Municipal Expenditures 376.63

PER CENT:

Gross Debt 3.26  
 Net Debt 2.09  
 Tax Levy Collected 97.32  
 Tax Levy Cancelled, Abated  
 or Adjusted .05

Population 1980 8,515  
 Population 1982 8,451  
 S & P Rating  
 Moody Rating A

General Tax Rate Per \$100. 3.64  
 State Equalized Tax Rate 2.59

EXPENDITURES	REVENUES-REALIZED	1982 PROPERTY TAX	
GENERAL GOVERNMENT		STATE EQUALIZED TAX RATE 1.56	
Governing Body & Public Boards 4,600.00	1982 Property Taxes Collected 7,117,914.04	Local District School Taxes 1.56	4,322,791.00
Municipal Clerk 5,250.00	1982 Payments in Lieu of Taxes 249,506.00	Regional & Consolidated School Tax	
Financial Administration 7,313.00	Delinquent Tax & Lien Collections 144,532.66	School Taxes in Municipal Budget	
Assessment of Taxes 52,906.00	Business Personalty Replacement Taxes 84,358.96	County Taxes .35 *	964,031.33
Collection of Taxes 32,264.00	Taxes from Public Utilities 251,741.00	County Library Taxes .68	1,903,440.53
Planning, Housing & Development	Other Miscellaneous Tax Revenues	Local Municipal Purpose Taxes .68	70,550.00
Human Resources	State Aid Revenues 72,844.42	Veteran & Senior Citizen Taxes	7,260,812.86
Elections	Federal Aid Revenues	Total Taxes for Rate Computation 2.59	
General Administration (other) 263,044.00	State and Local Fiscal Assistance Act Utilized 76,347.91	Special District Taxes	
JUDICIARY	Sole of Acquired Property	Bank Corp Taxes	13,454.33
Municipal Courts 13,406.00	Other Miscellaneous Revenues	Added and Omitted Taxes	107,726.09
PUBLIC SAFETY	Total 8,238,657.71	Total Taxes Levied - ABSTRACT	7,311,443.28
Fire Protection 60,740.00	Prior Years Surplus Appropriated 165,000.00	Total Taxes Billed	7,314,116.70
Police Protection 763,179.00	REVENUES TOTAL 8,403,657.71	1982 TAXES COLLECTED	7,117,914.04
Civil Defense & Disaster Control 16,150.00	Reserve For Uncollected Taxes 220,000.00	1982 Taxes Cancelled, Abated or Adjusted	4,014.30
Environmental Inspection & Control 20,256.00	CAPITAL OUTLAY TOTAL 328,322.76	Transfer to Tax Title Liens or Foreclosed	7,716.80
Other Public Safety	Public Enterprises 298,981.48	Balance Outstanding Dec. 31, 1982	184,471.56
PUBLIC WORKS	Recreation—Culture	PRIOR YEARS TAXES OUTSTANDING	
Streets and Drainage 272,994.00	Public Works 20,791.50	Balance January 1, 1982	229,449.76
Sewers and Sewage Processing 167,444.00	Buildings and Grounds 8,549.78	Collected in 1982	144,532.66
Garbage and Trash Disposal 313,604.91	Library and Education	Cancelled, Abated or Adjusted 1982	
Public Buildings and Grounds 35,943.10	Conservation	Transfers to Tax Title Liens or Foreclosed	
Other Public Works 34,900.00	All Other	Balance December 31, 1982	84,917.10
HEALTH and WELFARE	CAPITAL DEBT AUTHORIZED, DECEMBER 31, 1982	TAX TITLE LIENS OUTSTANDING	
Health Services Except Environmental	ISSUED AND UNISSUED GROSS DEBT NET DEBT	Balance January 1, 1982	35,831.86
Welfare-Public Assistance 675.00	School 1,216,000	Transfer From Taxes	7,716.80
Hospitals, Clinics, First Aid	Self-Liquidating 1,711,905	Redeemed in 1982	
Animal, Insect, & Rodent Control	Other 5,238,352	Cancelled, Abated or Adjusted (1982)	
Other Welfare Services	Total 8,166,257	Transfers to Foreclosed Property	
RECREATION and CONSERVATION		Balance December 31, 1982	43,548.66
Beaches and Boardwalks 6,340.00	ISSUED AND OUTSTANDING	PROPERTY ACQUIRED BY DEED OR FORECLOSURE	
Parks, Playgrounds, Shade Trees	School 1,216,000.00	Balance January 1, 1982	26,000.00
Land Reclamation & Conservation	Self-Liquidating 1,050,000.00	Transfers From Taxes or Liens	
Other Recreational Services 12,750.00	Other 4,953,436.00	Sale for Cash (1982)	
EDUCATION (excluding schools)	Total 7,259,436.00	Cancelled, Abated or Adjusted (1982)	
Libraries 84,057.00	EQUALIZED VALUATION BASIS FOR NET DEBT COMPUTATION 250,807,785	Balance December 31, 1982	26,000.00
Other Educational Services 1,550.00	REAL PROPERTY VALUATIONS	CURRENT FINANCES DECEMBER 31, 1982	
STATUTORY EXPENDITURES	Code Class # of Parcels % VAL'N ASSESSED VALUATION	ASSETS	
Pensions & F. I. C. A. 162,370.00	1 Vacant Land 143 2.64 5,183,400.00	Cash Dec. 31, 1982	311,098.19
Employee Fringe Benefits 64,305.00	2 Residential 2300 82.60 162,378,300.00	Taxes Receivable	269,388.66
Other Statutory Expenditures 5,000.00	3 Farm 14,560,500.00	Tax Title Liens	43,548.66
CETA And Other Public Employment Programs	4a Commercial 78 7.41 9,587,800.00	Foreclosed Property	26,000.00
MUNICIPAL FUNCTIONS TOTAL 2,435,529.01	4b Industrial 11 4.88 4,879,000.00	Emergencies & Other Deferred Charges	
CAPITAL IMPROVEMENTS *MEMO* 3,000.00	4c Apartments 9 2.48 196,589,000.00	State and Federal Aid Receivable	775.00
DEBT SERVICE	Total 2541	Other Receivables	
Principal Payments 229,064.00	Land Area 2.58 Sq. Miles	Total 650,810.51	
Interest Payments 291,078.50	Net Valuation Taxable-Municipal 197,977,764	LIABILITIES, RESERVES, AND SURPLUS	
DEFERRED CHARGES 7,200.00	Net Valuation Taxable-County 261,790,340	Cash Liabilities	131,503.06
SCHOOL, COUNTY, SPECIAL DISTRICT TAXES 5,286,822.33	State Equalized Valuation 277,381,161	Reserves for Receivables	338,937.32
RESERVE FOR UNCOLLECTED TAXES 220,000.00	State Equalization Ratio 71.23	Surplus Dec. 31, 1982	180,370.13
EXPENDITURES TOTAL 8,469,693.84		Total 650,810.51	

Population 1980 49,868  
 Population 1982 50,312  
 S & P Rating AAA  
 Moody Rating A1

General Tax Rate Per \$100. 5.26  
 State Equalized Tax Rate 2.07

**PARSIPPANY-TROY HILLS TOWNSHIP**  
**Form of Government: MORRIS COUNTY**  
**Mayor-Council Plan E (OMCL 50)**  
**Number of Members on Governing Body - 5**

PER CAPITA:  
 Gross Debt 1,887.12  
 Net Debt 687.35  
 Debt Service 23.23  
 Total Tax Levy 712.68  
 Municipal Expenditures 248.05

PER CENT:  
 Gross Debt 6.85  
 Net Debt 2.49  
 Tax Levy Collected 98.59  
 Tax Levy Cancelled, Abated or Adjusted .11

EXPENDITURES		REVENUES-REALIZED		1982 PROPERTY TAX	
<b>GENERAL GOVERNMENT</b>				<b>STATE EQUALIZED TAX RATE</b>	
Governing Body & Public Boards		1982 Property Taxes Collected	35,314,307.39	Local District School Taxes 1.44	22,598,034.50
Municipal Clerk		1982 Payments in Lieu of Taxes		Regional & Consolidated School Tax	
Financial Administration	338,614.61	Delinquent Tax & Lien Collections	472,007.18	School Taxes in Municipal Budget	
Assessment of Taxes		Business Personalty Replacement Taxes	487,669.84	County Taxes .36	5,616,819.39
Collection of Taxes		Taxes from Public Utilities	1,946,894.00	County Library Taxes .01	211,620.76
Planning, Housing & Development	130,107.72	Other Miscellaneous Tax Revenues	1,503,800.00	Local Municipal Purpose Taxes .27	4,167,709.66
Human Resources	38,116.66	State Aid Revenues	605,104.75	Veteran & Senior Citizen Taxes	254,425.00
Elections	28,400.00	Federal Aid Revenues		Total Taxes for Rate Computation 2.08	32,848,609.31
General Administration (other)	1,349,064.78	State and Local Fiscal Assistance Act Utilized	429,416.00	Special District Taxes	1,991,924.19
<b>JUDICIARY</b>		Sale of Acquired Property	12,000.00	Bank Corp. Taxes	35,916.29
Municipal Courts	91,954.00	Other Miscellaneous Revenues	1,437,712.41	Added and Omitted Taxes	1,234,095.65
<b>PUBLIC SAFETY</b>		Total	42,208,911.57	Total Taxes Levied - ABSTRACT	35,856,120.44
Fire Protection	80,475.00	Prior Years Surplus Appropriated	1,760,000.00	Total Taxes Billed	35,820,366.52
Police Protection	3,478,638.58	REVENUES TOTAL	43,568,911.57	1982 TAXES COLLECTED	35,314,307.39
Civil Defense & Disaster Control	17,500.00	Reserve For Uncollected Taxes	885,830.00	1982 Taxes Cancelled, Abated or Adjusted	27,833.10
Environmental Inspection & Control	367,041.00	CAPITAL OUTLAY TOTAL	13,242,688.92	Transfer to Tax Title Liens or Foreclosed	58,800.71
Other Public Safety				Balance Outstanding Dec. 31, 1982	409,425.32
<b>PUBLIC WORKS</b>				PRIOR YEARS TAXES OUTSTANDING	
Streets and Drainage	843,628.00	Public Enterprises	5,480,471.61	Balance January 1, 1982	431,193.36
Sewers and Sewage Processing		Recreation—Culture	462,823.62	Collected in 1982	425,556.05
Garbage and Trash Disposal		Public Works	6,578,876.37	Cancelled, Abated or Adjusted 1982	
Public Buildings and Grounds	146,900.00	Buildings and Grounds	691,759.32	Transfers to Tax Title Liens or Foreclosed	4,137.86
Other Public Works	1,106,848.00	Library and Education	28,758.00	Balance December 31, 1982	1,499.45
<b>HEALTH and WELFARE</b>		Conservation		TAX TITLE LIENS OUTSTANDING	
Health Services Except Environmental	188,414.00	All Other		Balance January 1, 1982	169,658.75
Welfare-Public Assistance	37,789.00	CAPITAL DEBT AUTHORIZED, DECEMBER 31, 1982		Transfer From Taxes	63,999.03
Hospitals, Clinics, First Aid	3,500.00	ISSUED AND UNISSUED GROSS DEBT NET DEBT		Redeemed in 1982	46,451.13
Animal, Insect, & Rodent Control	40,697.00	School 4,623,000		Cancelled, Abated or Adjusted (1982)	
Other Welfare Services		Self-liquidating 58,295,846	2,555,968	Transfers to Foreclosed Property	
<b>RECREATION and CONSERVATION</b>		Other 32,026,072	32,026,072	Balance December 31, 1982	187,206.65
Beaches and Boardwalks		Total 94,944,915	34,582,041	PROPERTY ACQUIRED BY DEED OR FORECLOSURE	
Parks, Playgrounds, Shade Trees	572,447.00	ISSUED AND OUTSTANDING		Balance January 1, 1982	1,361,400.00
Land Reclamation & Conservation		School 4,623,000.00		Transfers From Taxes or Liens	
Other Recreational Services	11,600.00	Self-Liquidating 45,418,500.00		Sale for Cash (1982)	12,000.00
<b>EDUCATION (excluding schools)</b>		Other 24,445,500.00		Cancelled, Abated or Adjusted (1982)	
Libraries	560,000.00	Total 74,487,000.00		Balance December 31, 1982	1,349,400.00
Other Educational Services		EQUALIZED VALUATION BASIS		CURRENT FINANCES DECEMBER 31, 1982	
<b>STATUTORY EXPENDITURES</b>		FOR NET DEBT COMPUTATION	1,386,698,334	ASSETS	
Pensions & F. I. C. A.	667,118.64	REAL PROPERTY VALUATIONS		Cash Dec. 31, 1982	3,157,881.68
Employee Fringe Benefits		Code Class # of Parcels % VAL'N		Taxes Receivable	410,924.77
Other Statutory Expenditures	32,500.00	1 Vacant Land 646 3.93	24,105,800.00	Tax Title Liens	187,206.65
<b>CETA And Other Public Employment Programs</b>		2 Residential 10256 53.67	329,501,800.00	Foreclosed Property	1,349,400.00
<b>MUNICIPAL FUNCTIONS</b>		3 Farm 15 .05	339,150.00	Emergencies & Other Deferred Charges	2,323,086.00
<b>CAPITAL IMPROVEMENTS</b>	<b>*MEMO*</b>	4a Commercial 321 23.57	144,702,900.00	State and Federal Aid Receivable	30,875.68
<b>DEBT SERVICE</b>		4b Industrial 52 7.34	45,066,100.00	Other Receivables	530,619.49
Principal Payments	195,000.00	4c Apartments 45 11.44	70,263,900.00	Total	7,989,994.27
Interest Payments	973,708.01	Total 11335	613,579,650.00	LIABILITIES, RESERVES, AND SURPLUS	
<b>DEFERRED CHARGES</b>		Land Area 24.30 Sq. Miles		Cash Liabilities	3,489,665.20
SCHOOL, COUNTY, SPECIAL DISTRICT TAXES	273,789.13	Net Valuation Taxable-Municipal	615,824,825	Reserves for Receivables	2,478,150.91
RESERVE FOR UNCOLLECTED TAXES	885,830.00	Net Valuation Taxable-County	1,661,875,875	Surplus Dec. 31, 1982	2,022,178.16
<b>EXPENDITURES</b>	<b>TOTAL</b>	State Equalized Valuation	1,562,987,279	Total	7,989,994.27
		State Equalization Ratio	39.43		



Population 1980 52,463  
 Population 1982 53,477  
 S & P Rating  
 Moody Rating BAA

General Tax Rate Per \$100.

6.74  
 State Equalized Tax Rate  
 4.06

## PASSAIC CITY - PASSAIC COUNTY

## Form of Government:

Mayor-Council Plan B (OMCL 50)

Number of Members on Governing Body - 7

## PER CAPITA:

Gross Debt 300.26  
 Net Debt 74.07  
 Debt Service 10.51  
 Total Tax Levy 350.17  
 Municipal Expenditures 396.77

## PER CENT:

Gross Debt 3.82  
 Net Debt .94  
 Tax Levy Collected 95.31  
 Tax Levy Cancelled, Abated  
 or Adjusted .66

EXPENDITURES		REVENUES-REALIZED		1982 PROPERTY TAX	
GENERAL GOVERNMENT				STATE EQUALIZED TAX RATE $\rightarrow$ 4.46	
Governing Body & Public Boards	80,879.00	1982 Property Taxes Collected 17,746,134.55		Local District School Taxes	6,691,737.42
Municipal Clerk	119,110.00	1982 Payments in Lieu of Taxes 138,223.89		Regional & Consolidated School Tax	
Financial Administration	220,318.00	Delinquent Tax & Lien Collections 759,560.78		School Taxes in Municipal Budget	28,328.50
Assessment of Taxes	104,636.00	Business Personalty Replacement Taxes 2,280,801.91		County Taxes	2,899,682.75
Collection of Taxes	106,750.00	Taxes from Public Utilities 2,096,960.00		County Library Taxes	
Planning, Housing & Development	208,202.00	Other Miscellaneous Tax Revenues		Local Municipal Purpose Taxes	8,959,581.09
Human Resources	1,532,779.50	State Aid Revenues 2,448,618.68		Veteran & Senior Citizen Taxes	241,350.00
Elections	33,800.00	Federal Aid Revenues 299,941.50		Total Taxes for Rate Computation	18,820,679.76
General Administration (other)	2,019,658.43	State and Local Fiscal Assistance Act Utilized 873,383.13		Special District Taxes	
JUDICIARY		Sale of Acquired Property		Bank Corp. Taxes	111,069.00
Municipal Courts	185,224.00	Other Miscellaneous Revenues		Added and Omitted Taxes	25,437.86
PUBLIC SAFETY		Total 29,530,036.22		Total Taxes Levied - ABSTRACT	18,725,836.62
Fire Protection	2,860,269.56	Prior Years Surplus Appropriated		Total Taxes Billed	18,619,652.97
Police Protection	3,174,603.54	REVENUES TOTAL 29,530,036.22		1982 TAXES COLLECTED	17,746,134.55
Civil Defense & Disaster Control	14,771.00	Reserve For Uncollected Taxes 914,785.40		1982 Taxes Cancelled, Abated or Adjusted	123,568.72
Environmental Inspection & Control	234,562.00	CAPITAL OUTLAY TOTAL 46,697.29		Transfer to Tax Title Liens or Foreclosed	72,914.42
Other Public Safety				Balance Outstanding Dec. 31, 1982	677,035.28
PUBLIC WORKS				PRIOR YEARS TAXES OUTSTANDING	
Streets and Drainage	768,870.00	Public Enterprises		Balance January 1, 1982	689,955.56
Sewers and Sewage Processing		Recreation—Culture		Collected in 1982	640,719.79
Garbage and Trash Disposal		Public Works		Cancelled, Abated or Adjusted 1982	10,544.45
Public Buildings and Grounds		Buildings and Grounds 46,697.29		Transfers to Tax Title Liens or Foreclosed	20,464.22
Other Public Works	157,300.00	Library and Education		Balance December 31, 1982	18,227.10
HEALTH and WELFARE		Conservation		TAX TITLE LIENS OUTSTANDING	
Health Services Except Environmental	594,315.22	All Other		Balance January 1, 1982	140,320.94
Welfare-Public Assistance	149,300.00	CAPITAL DEBT AUTHORIZED, DECEMBER 31, 1982		Transfer From Taxes	56,464.53
Hospitals, Clinics, First Aid		ISSUED AND UNISSUED GROSS DEBT NET DEBT		Redeemed in 1982	118,840.99
Animal, Insect, & Radent Control	32,500.00	School 10,331,000		Cancelled, Abated or Adjusted (1982)	
Other Welfare Services	17,864.00	Self-Liquidating 1,765,000		Transfers to Foreclosed Property	81,162.32
RECREATION and CONSERVATION		Other 3,961,000		Balance December 31, 1982	36,782.16
Beaches and Boardwalks		Total 16,057,000		PROPERTY ACQUIRED BY DEED OR	
Parks, Playgrounds, Shade Trees	693,009.00	ISSUED AND OUTSTANDING		FORECLOSURE	
Land Reclamation & Conservation		School 10,331,000.00		Balance January 1, 1982	876,506.18
Other Recreational Services	177,500.00	Self-Liquidating 1,765,000.00		Transfers From Taxes or Liens	81,162.32
EDUCATION (excluding schools)		Other 2,919,000.00		Sale for Cash (1982)	
Libraries	600,000.00	Total 15,015,000.00		Cancelled, Abated or Adjusted (1982)	10,742.19
Other Educational Services	34,467.96	EQUALIZED VALUATION BASIS		Balance December 31, 1982	946,926.31
STATUTORY EXPENDITURES		FOR NET DEBT COMPUTATION 420,073,243		CURRENT FINANCES DECEMBER 31, 1982	
Pensions & F. I. C. A.	2,543,889.00	REAL PROPERTY VALUATIONS		ASSETS	
Employee Fringe Benefits		Code Class # of Parcels % VAL'N ASSESSED VALUATION		Cash Dec. 31, 1982	1,225,960.33
Other Statutory Expenditures	150,000.00	1 Vacant Land 304 .73 1,904,000.00		Taxes Receivable	695,262.38
CETA And Other Public Employment Programs		2 Residential 5541 45.51 119,312,200.00		Tax Title Liens	36,782.16
MUNICIPAL FUNCTIONS TOTAL 16,814,578.21		3 Farm 65,781,100.00		Foreclosed Property	946,926.31
CAPITAL IMPROVEMENTS *MEMO*		4a Commercial 1388 25.09 32,950,800.00		Emergencies & Other Deferred Charges	3,388,036.56
DEBT SERVICE		4b Industrial 131 12.57 42,209,600.00		State and Federal Aid Receivable	70,672.01
Principal Payments	320,000.00	4c Apartments 399 16.10 262,157,700.00		Other Receivables	3,738,180.25
Interest Payments	241,782.00	Total 7763		Total	10,101,820.00
TYPE I SCHL DEBT *MEMO	224,123.50	Land Area 3.20 Sq. Miles		LIABILITIES, RESERVES, AND SURPLUS	
DEFERRED CHARGES	2,926,690.17	Net Valuation Taxable-Municipal 275,723,518		Cash Liabilities	3,954,218.61
SCHOOL, COUNTY, SPECIAL DISTRICT TAXES	9,619,748.67	Net Valuation Taxable-County 482,591,647		Reserves for Receivables	5,417,151.10
RESERVE FOR UNCOLLECTED TAXES	914,785.40	State Equalized Valuation 449,005,858		Surplus Dec. 31, 1982	690,450.29
EXPENDITURES TOTAL 30,837,584.45		State Equalization Ratio 60.24		Total	10,101,820.00

1430

Population 1980 7,275  
 Population 1982 7,350  
 S & P Rating AA  
 Moody Rating A1

General Tax Rate Per \$100.

State Equalized Tax Rate 6.74  
 2.12

## PASSAIC TOWNSHIP – MORRIS COUNTY

Form of Government:

Township Committee

Number of Members on Governing Body – 5

PER CAPITA:

Gross Debt 1,207.69  
 Net Debt 662.84  
 Debt Service 114.38  
 Total Tax Levy 807.45  
 Municipal Expenditures 455.99

PER CENT

Gross Debt 3.54  
 Net Debt 1.94  
 Tax Levy Collected 95.72  
 Tax Levy Cancelled, Abated or Adjusted .05

EXPENDITURES		REVENUES-REALIZED		1982 PROPERTY TAX	
GENERAL GOVERNMENT		1982 Property Taxes Collected		STATE EQUALIZED TAX RATE	
Governing Body & Public Boards			5,681,004.43	Local District School Taxes	.85
Municipal Clerk		1982 Payments in Lieu of Taxes		Regional & Consolidated School Tax	.46
Financial Administration	27,840.00	Delinquent Tax & Lien Collections	152,871.30	Schaal Taxes in Municipal Budget	
Assessment of Taxes	15,415.00	Business Personalty Replacement Taxes	107,170.96	County Taxes	.37
Collection of Taxes	23,921.00	Taxes from Public Utilities	1,079,413.00	County Library Taxes	
Planning, Housing & Development	44,795.00	Other Miscellaneous Tax Revenues		Local Municipal Purpose Taxes	.44
Human Resources		State Aid Revenues	59,153.70	Veteran & Senior Citizen Taxes	
Elections		Federal Aid Revenues		Total Taxes for Rate Computation	2.12
General Administration (other)	279,072.00	State and Local Fiscal Assistance Act Utilized	64,835.00	Special District Taxes	
JUDICIARY		Sale of Acquired Property		Bank Corp. Taxes	3,015.37
Municipal Courts	19,437.00	Other Miscellaneous Revenues	666,611.59	Added and Omitted Taxes	62,422.53
PUBLIC SAFETY		Total	7,811,059.98	Total Taxes Levied - ABSTRACT	5,934,752.23
Fire Protection	56,437.00	Prior Years Surplus Appropriated	525,000.00	Total Taxes Billed	5,935,010.78
Police Protection	537,132.00	REVENUES TOTAL	8,336,059.98	1982 TAXES COLLECTED	5,681,004.43
Civil Defense & Disaster Control	2,550.00	Reserve For Uncollected Taxes	293,800.52	1982 Taxes Cancelled, Abated or Adjusted	2,722.96
Environmental Inspection & Control	24,980.00	CAPITAL OUTLAY TOTAL	1,466,433.57	Transfer to Tax Title Liens or Foreclosed	9,591.83
Other Public Safety				Balance Outstanding Dec. 31, 1982	241,691.56
PUBLIC WORKS				PRIOR YEARS TAXES OUTSTANDING	
Streets and Drainage	374,459.59	Public Enterprises		Balance January 1, 1982	160,515.74
Sewers and Sewage Processing	175,786.00	Recreation—Culture	2,023.34	Collected in 1982	151,909.37
Garbage and Trash Disposal	194,111.00	Public Works	1,452,407.89	Cancelled, Abated or Adjusted 1982	600.07
Public Buildings and Grounds	27,610.00	Buildings and Grounds	3,986.62	Transfers to Tax Title Liens or Foreclosed	7,399.04
Other Public Works	53,500.00	Library and Education	8,015.72	Balance December 31, 1982	607.26
HEALTH and WELFARE		Conservation		TAX TITLE LIENS OUTSTANDING	
Health Services Except Environmental	21,267.00	All Other		Balance January 1, 1982	4,197.80
Welfare-Public Assistance	5,039.00	CAPITAL DEBT AUTHORIZED, DECEMBER 31, 1982		Transfer From Taxes	17,854.10
Hospitals, Clinics, First Aid		ISSUED AND UNISSUED GROSS DEBT		Redeemed in 1982	961.93
Animal, Insect, & Radent Control	5,000.00	Schaal	996,247	Cancelled, Abated or Adjusted (1982)	
Other Welfare Services		Self-liquidating		Transfers to Foreclosed Property	110.09
RECREATION and CONSERVATION		Other	7,880,267	Balance December 31, 1982	20,979.88
Beaches and Boardwalks		Total	8,876,514	PROPERTY ACQUIRED BY DEED OR FORECLOSURE	
Parks, Playgrounds, Shade Trees	8,767.30	ISSUED AND OUTSTANDING		Balance January 1, 1982	248,439.91
Land Reclamation & Conservation	1,321.00	School	996,247.79	Transfers From Taxes or Liens	110.09
Other Recreational Services	24,424.00	Self-Liquidating		Sale for Cash (1982)	
EDUCATION (excluding schools)		Other	7,551,300.00	Cancelled, Abated or Adjusted (1982)	
Libraries	58,000.00	Total	8,547,547.79	Balance December 31, 1982	248,550.00
Other Educational Services	250.00	EQUALIZED VALUATION BASIS		CURRENT FINANCES DECEMBER 31, 1982	
STATUTORY EXPENDITURES		FOR NET DEBT COMPUTATION	250,740,529	ASSETS	
Pensions & F. I. C. A.	146,723.00	REAL PROPERTY VALUATIONS		Cash Dec. 31, 1982	1,189,957.51
Employee Fringe Benefits	43,900.00	Code Class # of Parcels % VAL'N		Taxes Receivable	242,298.82
Other Statutory Expenditures	4,500.00	1 Vacant Land 540 4.32	3,727,230.00	Tax Title Liens	20,979.88
CETA And Other Public Employment Programs		2 Residential 2207 81.82	70,527,615.00	Foreclosed Property	248,550.00
MUNICIPAL FUNCTIONS TOTAL	2,216,240.89	3 Farm 43 .80	691,125.00	Emergencies & Other Deferred Charges	
CAPITAL IMPROVEMENTS *MEMO*	30,000.00	4a Commercial 103 10.69	9,217,815.00	State and Federal Aid Receivable	6,470.00
DEBT SERVICE		4b Industrial 17 2.36	2,034,225.00	Other Receivables	19,483.81
Principal Payments	425,600.00	4c Apartments		Total	1,727,740.02
Interest Payments	415,084.06	Total	86,198,010.00	LIABILITIES, RESERVES, AND SURPLUS	
DEFERRED CHARGES	821.44	Land Area 12.50 Sq. Miles		Cash Liabilities	188,255.09
SCHOOL, COUNTY, SPECIAL DISTRICT TAXES	4,656,303.90	Net Valuation Taxable-Municipal	87,130,353	Reserves for Receivables	531,312.51
RESERVE FOR UNCOLLECTED TAXES	293,800.52	Net Valuation Taxable-County	289,438,318	Surplus Dec. 31, 1982	1,008,172.42
EXPENDITURES TOTAL	8,007,850.81	State Equalized Valuation	274,667,090	Total	1,727,740.02
		State Equalization Ratio	31.49		



1608

Population 1980 **137,970**Population 1982 **138,582**S & P Rating **BBB**Moody Rating **BAA**

General Tax Rate Per \$100.

**8.66**

State Equalized Tax Rate

**4.72****PATERSON CITY - PASSAIC COUNTY****Form of Government:****Mayor-Council Plan D (OMCL 50)****Number of Members on Governing Body - 9****PER CAPITA:**Gross Debt **616.03**Net Debt **222.91**Debt Service **80.26**Total Tax Levy **390.74**Municipal Expenditures **523.83****PER CENT:**Gross Debt **8.13**Net Debt **2.94**Tax Levy Collected **91.56**

Tax Levy Cancelled, Abated

or Adjusted **4.46**

EXPENDITURES		REVENUES-REALIZED		1982 PROPERTY TAX	
<b>GENERAL GOVERNMENT</b>				<b>STATE EQUALIZED TAX RATE</b> <span style="float:right">1.54</span>	
Governing Body & Public Boards	<b>405,889.55</b>	1982 Property Taxes Collected		Local District School Taxes	<b>17,557,936.71</b>
Municipal Clerk	<b>74,424.97</b>	1982 Payments in Lieu of Taxes		Regional & Consolidated School Tax	
Financial Administration	<b>587,323.57</b>	Delinquent Tax & Lien Collections		School Taxes in Municipal Budget	<b>1,217,368.00</b>
Assessment of Taxes	<b>192,387.35</b>	Business Personalty Replacement Taxes		County Taxes	<b>6,929,150.30</b>
Collection of Taxes		Taxes from Public Utilities		County Library Taxes	
Planning, Housing & Development	<b>125,325.54</b>	Other Miscellaneous Tax Revenues		Local Municipal Purpose Taxes	<b>27,975,516.84</b>
Human Resources	<b>1,498,030.34</b>	State Aid Revenues		Veteran & Senior Citizen Taxes	<b>732,450.00</b>
Elections	<b>78,847.89</b>	Federal Aid Revenues		Total Taxes for Rate Computation	<b>54,412,421.85</b>
General Administration (other)	<b>7,858,945.51</b>	State and Local Fiscal Assistance Act Utilized		Special District Taxes	
<b>JUDICIARY</b>		Sale of Acquired Property		Bank Corp. Taxes	<b>53,644.93</b>
Municipal Courts	<b>452,761.20</b>	Other Miscellaneous Revenues		Added and Omitted Taxes	<b>416,263.21</b>
<b>PUBLIC SAFETY</b>		Total		Total Taxes Levied - ABSTRACT	<b>54,149,879.99</b>
Fire Protection	<b>7,541,238.95</b>	Prior Years Surplus Appropriated		Total Taxes Billed	<b>53,874,794.53</b>
Police Protection	<b>10,121,534.64</b>	REVENUES		1982 TAXES COLLECTED	<b>49,330,401.65</b>
Civil Defense & Disaster Control	<b>13,659.68</b>	Reserve For Uncollected Taxes		1982 Taxes Cancelled, Abated or Adjusted	<b>250,060.70</b>
Environmental Inspection & Control		CAPITAL OUTLAY		Transfer to Tax Title Liens or Foreclosed	<b>545,410.97</b>
Other Public Safety		TOTAL		Balance Outstanding Dec. 31, 1982	<b>3,748,921.21</b>
<b>PUBLIC WORKS</b>		Public Enterprises		<b>PRIOR YEARS TAXES OUTSTANDING</b>	
Streets and Drainage	<b>2,603,150.69</b>	Recreation—Culture		Balance January 1, 1982	<b>3,720,909.92</b>
Sewers and Sewage Processing	<b>5,046,030.00</b>	Public Works		Collected in 1982	<b>1,219,010.71</b>
Garbage and Trash Disposal	<b>719,871.00</b>	Buildings and Grounds		Cancelled, Abated or Adjusted 1982	<b>327,408.22</b>
Public Buildings and Grounds	<b>1,458,190.79</b>	Library and Education		Transfers to Tax Title Liens or Foreclosed	<b>212,412.46</b>
Other Public Works		Conservation		Balance December 31, 1982	<b>1,962,078.53</b>
<b>HEALTH and WELFARE</b>		All Other		<b>TAX TITLE LIENS OUTSTANDING</b>	
Health Services Except Environmental	<b>2,274,144.35</b>	CAPITAL DEBT AUTHORIZED, DECEMBER 31, 1982		Balance January 1, 1982	<b>2,450,465.70</b>
Welfare-Public Assistance	<b>349,694.84</b>	ISSUED AND UNISSUED		Transfer From Taxes	<b>778,067.94</b>
Hospitals, Clinics, First Aid		GROSS DEBT		Redeemed in 1982	<b>352,777.94</b>
Animal, Insect, & Rodent Control	<b>36,550.00</b>	NET DEBT		Cancelled, Abated or Adjusted (1982)	<b>457,408.35</b>
Other Welfare Services	<b>133,661.39</b>	SCHOOL		Transfers to Foreclosed Property	<b>59,671.62</b>
<b>RECREATION and CONSERVATION</b>		Self-Liquidating		Balance December 31, 1982	<b>2,358,675.73</b>
Beaches and Boardwalks		Other		<b>PROPERTY ACQUIRED BY DEED OR FORECLOSURE</b>	
Parks, Playgrounds, Shade Trees	<b>403,093.51</b>	Total		Balance January 1, 1982	<b>679,627.89</b>
Land Reclamation & Conservation	<b>320,750.00</b>	ISSUED AND OUTSTANDING		Transfers From Taxes or Liens	<b>41,812.11</b>
Other Recreational Services	<b>136,539.42</b>	SCHOOL		Sale for Cash (1982)	<b>102,825.00</b>
<b>EDUCATION (excluding schools)</b>		Self-Liquidating		Cancelled, Abated or Adjusted (1982)	<b>173,875.00</b>
Libraries	<b>350,743.20</b>	Other		Balance December 31, 1982	<b>444,740.00</b>
Other Educational Services	<b>78,240.57</b>	Total		<b>CURRENT FINANCES DECEMBER 31, 1982</b>	
<b>STATUTORY EXPENDITURES</b>		EQUALIZED VALUATION BASIS		ASSETS	
Pensions & F. I. C. A.	<b>5,815,745.72</b>	FOR NET DEBT COMPUTATION		Cash Dec. 31, 1982	<b>5,401,758.99</b>
Employee Fringe Benefits		REAL PROPERTY VALUATIONS		Taxes Receivable	<b>5,710,999.74</b>
Other Statutory Expenditures	<b>477,741.50</b>	Code Class # of Parcels % VAL'N		Tax Title Liens	<b>2,358,675.73</b>
CETA And Other Public Employment Programs	<b>1,227,526.00</b>	1 Vacant Land 2123 1.66		Foreclosed Property	<b>444,740.00</b>
<b>MUNICIPAL FUNCTIONS</b>		2 Residential 17250 58.82		Emergencies & Other Deferred Charges	<b>5,421,936.50</b>
CAPITAL IMPROVEMENTS	<b>*MEMO* 200,000.00</b>	3 Farm		State and Federal Aid Receivable	<b>2,273,650.19</b>
<b>DEBT SERVICE</b>		4a Commercial 2504 19.96		Other Receivables	<b>3,548,573.70</b>
Principal Payments	<b>3,075,000.00</b>	4b Industrial 477 10.97		Total	<b>25,160,374.85</b>
Interest Payments	<b>8,047,548.21</b>	4c Apartments 502 8.59		<b>LIABILITIES, RESERVES, AND SURPLUS</b>	
TYPE I SCHL DEBT *MEMO	<b>4,474,096.01</b>	Total 22856		Cash Liabilities	<b>13,086,324.26</b>
DEFERRED CHARGES	<b>6,430,605.01</b>	Land Area 8.44 Sq. Miles		Reserves for Receivables	<b>12,062,989.17</b>
SCHOOL, COUNTY, SPECIAL DISTRICT TAXES	<b>25,704,455.01</b>	Net Valuation Taxable-Municipal		Surplus Dec. 31, 1982	<b>11,061.42</b>
RESERVE FOR UNCOLLECTED TAXES	<b>4,168,484.14</b>	Net Valuation Taxable-County		Total	<b>25,160,374.85</b>
<b>EXPENDITURES</b>		State Equalized Valuation			
TOTAL	<b>98,298,138.54</b>	State Equalization Ratio			
		54.52			

\* ABOVE DEBT SERVICE INCLUDES TYPE I SCHOOL DEBT

0814

Population 1980 **6,944**  
 Population 1982 **6,903**  
 S & P Rating  
 Moody Rating

General Tax Rate Per \$100.

State Equalized Tax Rate  
**2.82**

**2.34****PAULSBORO BOROUGH - GLOUCESTER CO.****Form of Government:****Borough Council****Number of Members on Governing Body - 6****PER CAPITA:**

Gross Debt **321.21**  
 Net Debt **176.34**  
 Debt Service **8.82**  
 Total Tax Levy **402.60**  
 Municipal Expenditures **261.52**

**PER CENT:**

Gross Debt **2.07**  
 Net Debt **1.14**  
 Tax Levy Collected **95.09**  
 Tax Levy Cancelled, Abated  
 or Adjusted

EXPENDITURES		REVENUES-REALIZED		1982 PROPERTY TAX	
<b>GENERAL GOVERNMENT</b>				<b>STATE EQUALIZED TAX RATE</b>	
Governing Body & Public Boards	<b>7,500.00</b>	1982 Property Taxes Collected	<b>2,644,831.00</b>	Local District School Taxes	<b>1.12</b>
Municipal Clerk	<b>19,239.00</b>	1982 Payments in Lieu of Taxes		Regional & Consolidated School Tax	
Financial Administration	<b>41,245.64</b>	Delinquent Tax & Lien Collections	<b>187,006.44</b>	School Taxes in Municipal Budget	
Assessment of Taxes	<b>11,428.00</b>	Business Personalty Replacement Taxes	<b>122,361.64</b>	County Taxes	<b>.60</b>
Collection of Taxes	<b>17,450.00</b>	Taxes from Public Utilities	<b>230,955.00</b>	County Library Taxes	
Planning, Housing & Development	<b>5,391.00</b>	Other Miscellaneous Tax Revenues		Local Municipal Purpose Taxes	<b>.61</b>
Human Resources	<b>50.00</b>	State Aid Revenues	<b>59,915.76</b>	Veteran & Senior Citizen Taxes	
Elections	<b>2,500.00</b>	Federal Aid Revenues		Total Taxes for Rate Computation	<b>2.33</b>
General Administration (other)	<b>183,824.09</b>	State and Local Fiscal Assistance Act Utilized	<b>53,501.00</b>	Special District Taxes	
<b>JUDICIARY</b>		Sale of Acquired Property		Bank Corp. Taxes	<b>5,446.30</b>
Municipal Courts	<b>18,502.60</b>	Other Miscellaneous Revenues	<b>203,127.54</b>	Added and Omitted Taxes	<b>4,887.09</b>
<b>PUBLIC SAFETY</b>		Total	<b>3,581,698.38</b>	Total Taxes Levied - ABSTRACT	<b>2,779,126.17</b>
Fire Protection	<b>31,500.00</b>	Prior Years Surplus Appropriated	<b>308,000.00</b>	Total Taxes Billed	<b>2,781,378.27</b>
Police Protection	<b>489,661.68</b>	REVENUES TOTAL	<b>3,889,698.38</b>	1982 TAXES COLLECTED	<b>2,644,831.00</b>
Civil Defense & Disaster Control	<b>125.00</b>	Reserve For Uncollected Taxes	<b>218,222.31</b>	1982 Taxes Cancelled, Abated or Adjusted	
Environmental Inspection & Control	<b>28,258.64</b>			Transfer to Tax Title Liens or Foreclosed	<b>14,867.28</b>
Other Public Safety				Balance Outstanding Dec. 31, 1982	<b>121,679.99</b>
<b>PUBLIC WORKS</b>		<b>CAPITAL OUTLAY TOTAL</b>	<b>108,254.63</b>	<b>PRIOR YEARS TAXES OUTSTANDING</b>	
Streets and Drainage	<b>249,362.08</b>	Public Enterprises	<b>7,905.36</b>	Balance January 1, 1982	<b>140,160.36</b>
Sewers and Sewage Processing		Recreation—Culture		Collected in 1982	<b>132,157.10</b>
Garbage and Trash Disposal	<b>133,000.00</b>	Public Works	<b>54,600.41</b>	Cancelled, Abated or Adjusted 1982	
Public Buildings and Grounds	<b>7,000.00</b>	Buildings and Grounds	<b>5,748.86</b>	Transfers to Tax Title Liens or Foreclosed	<b>7,279.46</b>
Other Public Works	<b>18,814.98</b>	Library and Education		Balance December 31, 1982	<b>723.80</b>
<b>HEALTH and WELFARE</b>		Conservation		<b>TAX TITLE LIENS OUTSTANDING</b>	
Health Services Except Environmental	<b>2,510.00</b>	All Other		Balance January 1, 1982	<b>111,928.87</b>
Welfare-Public Assistance	<b>11,877.60</b>			Transfer From Taxes	<b>23,189.71</b>
Hospitals, Clinics, First Aid				Redeemed in 1982	<b>54,849.34</b>
Animal, Insect, & Rodent Control	<b>3,360.00</b>			Cancelled, Abated or Adjusted (1982)	
Other Welfare Services				Transfers to Foreclosed Property	
<b>RECREATION and CONSERVATION</b>				Balance December 31, 1982	<b>80,269.24</b>
Beaches and Boardwalks				<b>PROPERTY ACQUIRED BY DEED OR FORECLOSURE</b>	
Parks, Playgrounds, Shade Trees	<b>18,650.00</b>			Balance January 1, 1982	<b>336,560.00</b>
Land Reclamation & Conservation	<b>100.00</b>			Transfers From Taxes or Liens	
Other Recreational Services	<b>17,392.66</b>			Sale for Cash (1982)	
<b>EDUCATION (excluding schools)</b>				Cancelled, Abated or Adjusted (1982)	<b>68,510.00</b>
Libraries	<b>12,781.23</b>			Balance December 31, 1982	<b>268,050.00</b>
Other Educational Services				<b>CURRENT FINANCES DECEMBER 31, 1982</b>	
<b>STATUTORY EXPENDITURES</b>				<b>ASSETS</b>	
Pensions & F. I. C. A.	<b>105,000.98</b>			Cash Dec. 31, 1982	<b>846,704.02</b>
Employee Fringe Benefits	<b>63,000.00</b>			Taxes Receivable	<b>122,403.79</b>
Other Statutory Expenditures	<b>8,000.00</b>			Tax Title Liens	<b>80,269.24</b>
<b>CETA And Other Public Employment Programs</b>				Foreclosed Property	<b>268,050.00</b>
<b>MUNICIPAL FUNCTIONS TOTAL</b>	<b>1,507,529.18</b>			Emergencies & Other Deferred Charges	<b>8,800.00</b>
<b>CAPITAL IMPROVEMENTS *MEMO*</b>				State and Federal Aid Receivable	
<b>DEBT SERVICE</b>				Other Receivables	<b>134,638.18</b>
Principal Payments	<b>27,572.17</b>			Total	<b>1,460,865.23</b>
Interest Payments	<b>33,278.33</b>			<b>LIABILITIES, RESERVES, AND SURPLUS</b>	
<b>DEFERRED CHARGES</b>				Cash Liabilities	<b>217,069.86</b>
SCHOOL, COUNTY, SPECIAL DISTRICT TAXES	<b>2,042,207.14</b>			Reserves for Receivables	<b>605,361.21</b>
RESERVE FOR UNCOLLECTED TAXES	<b>218,222.31</b>			Surplus Dec. 31, 1982	<b>638,434.16</b>
<b>EXPENDITURES TOTAL</b>	<b>3,847,453.78</b>			Total	<b>1,460,865.23</b>



Population 1980 **2,038**  
 Population 1982 **2,074**  
 S & P Rating  
 Moody Rating

General Tax Rate Per \$100.

State Equalized Tax Rate **1.60**  
**1.64**

# PEAPACK GLADSTONE BOROUGH - SOMERSET COUNTY

Form of Government:

Borough Council

Number of Members on Governing Body - 6

PER CAPITA:

Gross Debt **1,216.54**  
 Net Debt **641.08**  
 Debt Service **61.59**  
 Total Tax Levy **1,122.53**  
 Municipal Expenditures **542.60**

PER CENT:

Gross Debt **2.50**  
 Net Debt **1.32**  
 Tax Levy Collected **97.11**  
 Tax Levy Cancelled, Abated or Adjusted **.01**

EXPENDITURES		REVENUES-REALIZED		1982 PROPERTY TAX	
GENERAL GOVERNMENT				STATE EQUALIZED TAX RATE	
Governing Body & Public Boards		1982 Property Taxes Collected	2,277,631.62	Local District School Taxes	.64
Municipal Clerk		1982 Payments in Lieu of Taxes		Regional & Consolidated School Tax	
Financial Administration	14,758.68	Delinquent Tax & Lien Collections	122,781.75	School Taxes in Municipal Budget	
Assessment of Taxes	38,881.97	Business Personalty Replacement Taxes	28,648.76	County Taxes	.51
Collection of Taxes	10,030.83	Taxes from Public Utilities	130,855.00	County Library Taxes	.04
Planning, Housing & Development	30,471.00	Other Miscellaneous Tax Revenues		Local Municipal Purpose Taxes	.45
Human Resources		State Aid Revenues	13,280.59	Veteran & Senior Citizen Taxes	
Elections		Federal Aid Revenues		Total Taxes for Rate Computation	1.64
General Administration (other)	126,334.00	State and Local Fiscal Assistance Act Utilized	26,008.03	Special District Taxes	
JUDICIARY		Sale of Acquired Property		Bank Corp. Taxes	
Municipal Courts	12,593.48	Other Miscellaneous Revenues	82,685.84	Added and Omitted Taxes	
PUBLIC SAFETY		Total	2,681,891.59	Total Taxes Levied - ABSTRACT	2,328,131.78
Fire Protection	39,900.91	Prior Years Surplus Appropriated	350,000.00	Total Taxes Billed	2,345,428.57
Police Protection	164,330.00	REVENUES TOTAL	3,031,891.59	1982 TAXES COLLECTED	2,277,631.62
Civil Defense & Disaster Control	175.00	Reserve For Uncollected Taxes	164,833.45	1982 Taxes Cancelled, Abated or Adjusted	190.00
Environmental Inspection & Control	19,600.00			Transfer to Tax Title Liens or Foreclosed	1,240.00
Other Public Safety		CAPITAL OUTLAY TOTAL	1,141,687.59	Balance Outstanding Dec. 31, 1982	66,366.95
PUBLIC WORKS				PRIOR YEARS TAXES OUTSTANDING	
Streets and Drainage	122,102.48	Public Enterprises	241,950.76	Balance January 1, 1982	128,993.91
Sewers and Sewage Processing		Recreation—Culture	450.00	Collected in 1982	122,281.75
Garbage and Trash Disposal	74,138.00	Public Works	49,835.62	Cancelled, Abated or Adjusted 1982	
Public Buildings and Grounds	97,203.55	Buildings and Grounds	849,451.21	Transfers to Tax Title Liens or Foreclosed	3,305.44
Other Public Works		Library and Education		Balance December 31, 1982	3,406.72
HEALTH and WELFARE		Conservation		TAX TITLE LIENS OUTSTANDING	
Health Services Except Environmental	9,586.04	All Other		Balance January 1, 1982	
Welfare-Public Assistance	1,315.00	CAPITAL DEBT AUTHORIZED, DECEMBER 31, 1982		Transfer From Taxes	4,782.09
Hospitals, Clinics, First Aid		ISSUED AND UNISSUED		Redeemed in 1982	500.00
Animal, Insect, & Rodent Control		School		Cancelled, Abated or Adjusted (1982)	
Other Welfare Services		Self-liquidating	1,193,500	Transfers to Foreclosed Property	
RECREATION and CONSERVATION		Other	1,329,600	Balance December 31, 1982	4,282.09
Beaches and Boardwalks		Total	2,523,100	PROPERTY ACQUIRED BY DEED OR FORECLOSURE	
Parks, Playgrounds, Shade Trees				Balance January 1, 1982	
Land Reclamation & Conservation	336.00	ISSUED AND OUTSTANDING		Transfers From Taxes or Liens	
Other Recreational Services	7,725.00	School		Sale for Cash (1982)	
EDUCATION (excluding schools)		Self-Liquidating	1,086,900.00	Cancelled, Abated or Adjusted (1982)	
Libraries	2,300.00	Other	1,329,600.00	Balance December 31, 1982	
Other Educational Services		Total	2,416,500.00	CURRENT FINANCES DECEMBER 31, 1982	
STATUTORY EXPENDITURES		EQUALIZED VALUATION BASIS		ASSETS	
Pensions & F. I. C. A.	45,316.00	FOR NET DEBT COMPUTATION	100,954,915	Cash Dec. 31, 1982	557,817.71
Employee Fringe Benefits	9,818.08	REAL PROPERTY VALUATIONS		Taxes Receivable	69,773.67
Other Statutory Expenditures	1,300.00	Code Class # of Parcels % VAL'N	ASSESSED VALUATION	Tax Title Liens	4,282.09
CETA And Other Public Employment Programs		1 Vacant Land 129 3.74	4,834,700.00	Foreclosed Property	
MUNICIPAL FUNCTIONS TOTAL	828,216.02	2 Residential 515 41.03	53,087,250.00	Emergencies & Other Deferred Charges	22,212.51
CAPITAL IMPROVEMENTS *MEMO*	28,000.00	3 Farm 70 3.55	4,594,425.00	State and Federal Aid Receivable	26,356.14
DEBT SERVICE		4a Commercial 50 8.78	11,357,200.00	Other Receivables	119,315.67
Principal Payments	100,000.00	4b Industrial 8 41.73	54,001,150.00	Total	799,757.79
Interest Payments	27,740.00	4c Apartments 9 1.17	1,518,850.00	LIABILITIES, RESERVES, AND SURPLUS	
		Total 781	129,393,575.00	Cash Liabilities	183,484.17
DEFERRED CHARGES	4,565.98	Land Area 5.80 Sq. Miles		Reserves for Receivables	193,371.43
SCHOOL, COUNTY, SPECIAL DISTRICT TAXES	1,503,669.94	Net Valuation Taxable-Municipal	129,891,875	Surplus Dec. 31, 1982	422,902.19
RESERVE FOR UNCOLLECTED TAXES	164,833.45	Net Valuation Taxable-County	136,455,362	Total	799,757.79
EXPENDITURES TOTAL	2,629,025.39	State Equalized Valuation	126,790,395		
		State Equalization Ratio	102.46		

Population 1980 1,198  
 Population 1982 1,196  
 S & P Rating  
 Moody Rating

General Tax Rate Per \$100.

3.47

State Equalized Tax Rate

2.76

## PEMBERTON BOROUGH – BURLINGTON CO.

Form of Government:

Borough Council

Number of Members on Governing Body – 6

## PER CAPITA

Gross Debt 68.56

Net Debt

Debt Service

Total Tax Levy 378.84

Municipal Expenditures 243.38

## PER CENT:

Gross Debt .53

Net Debt

Tax Levy Collected 89.23

Tax Levy Cancelled, Abated  
or Adjusted

EXPENDITURES		REVENUES-REALIZED		1982 PROPERTY TAX	
GENERAL GOVERNMENT		STATE EQUALIZED TAX RATE		Local District School Taxes 1.50	
Governing Body & Public Boards		1982 Property Taxes Collected	359,191.30	Regional & Consolidated School Tax	242,559.00
Municipal Clerk		1982 Payments in Lieu of Taxes		School Taxes in Municipal Budget	
Financial Administration	4,540.00	Delinquent Tax & Lien Collections	51,818.90	County Taxes	100,138.23
Assessment of Taxes	12,350.00	Business Personalty Replacement Taxes	10,291.60	County Library Taxes	5,466.31
Collection of Taxes	3,810.00	Taxes from Public Utilities	39,181.00	Local Municipal Purpose Taxes	99,000.00
Planning, Housing & Development	2,100.00	Other Miscellaneous Tax Revenues		Veteran & Senior Citizen Taxes	8,775.00
Human Resources		State Aid Revenues	12,999.12	Total Taxes for Rate Computation	455,938.54
Elections		Federal Aid Revenues		Special District Taxes	
General Administration (other)	35,330.00	State and Local Fiscal Assistance Act Utilized	7,215.00	Bank Corp. Taxes	5,923.99
JUDICIARY		Sale of Acquired Property		Added and Omitted Taxes	
Municipal Courts	13,600.00	Other Miscellaneous Revenues	48,576.01	Total Taxes Levied - ABSTRACT	453,087.53
PUBLIC SAFETY		Total	569,272.93	Total Taxes Billed	447,367.58
Fire Protection	11,800.00	Prior Years Surplus Appropriated	40,000.00	1982 TAXES COLLECTED	359,191.30
Police Protection	58,050.71	REVENUES TOTAL	609,272.93	1982 Taxes Cancelled, Abated or Adjusted	
Civil Defense & Disaster Control	150.00	Reserve For Uncollected Taxes	66,323.60	Transfer to Tax Title Liens or Foreclosed	
Environmental Inspection & Control	2,500.00			Balance Outstanding Dec. 31, 1982	48,176.28
Other Public Safety					
PUBLIC WORKS		CAPITAL OUTLAY TOTAL		PRIOR YEARS TAXES OUTSTANDING	
Streets and Drainage	3,406.04	Public Enterprises		Balance January 1, 1982	51,017.77
Sewers and Sewage Processing		Recreation—Culture		Collected in 1982	51,017.77
Garbage and Trash Disposal	34,950.00	Public Works		Cancelled, Abated or Adjusted 1982	
Public Buildings and Grounds	4,100.00	Buildings and Grounds		Transfers to Tax Title Liens or Foreclosed	
Other Public Works	558.95	Library and Education		Balance December 31, 1982	
HEALTH and WELFARE		Conservation		TAX TITLE LIENS OUTSTANDING	
Health Services Except Environmental	100.00	All Other		Balance January 1, 1982	15,835.51
Welfare-Public Assistance	2,540.00			Transfer From Taxes	
Hospitals, Clinics, First Aid				Redeemed in 1982	801.13
Animal, Insect, & Rodent Control	100.00			Cancelled, Abated or Adjusted (1982)	
Other Welfare Services				Transfers to Foreclosed Property	
RECREATION and CONSERVATION				Balance December 31, 1982	15,034.38
Beaches and Boardwalks				PROPERTY ACQUIRED BY DEED OR	
Parks, Playgrounds, Shade Trees	1,700.00			FORECLOSURE	
Land Reclamation & Conservation				Balance January 1, 1982	7,700.00
Other Recreational Services				Transfers From Taxes or Liens	
EDUCATION (excluding schools)				Sale for Cash (1982)	
Libraries	6,000.00			Cancelled, Abated or Adjusted (1982)	
Other Educational Services				Balance December 31, 1982	7,700.00
STATUTORY EXPENDITURES				CURRENT FINANCES DECEMBER 31, 1982	
Pensions & F. I. C. A.	9,500.00			ASSETS	
Employee Fringe Benefits	2,000.00			Cash Dec. 31, 1982	125,579.01
Other Statutory Expenditures	500.00			Taxes Receivable	48,176.28
CETA And Other Public Employment Programs				Tax Title Liens	15,034.38
MUNICIPAL FUNCTIONS TOTAL	209,685.70			Foreclosed Property	7,700.00
CAPITAL IMPROVEMENTS *MEMO*				Emergencies & Other Deferred Charges	12,104.31
DEBT SERVICE				State and Federal Aid Receivable	.43
Principal Payments				Other Receivables	9,947.48
Interest Payments				Total	218,541.89
DEFERRED CHARGES	15,075.69			LIABILITIES, RESERVES, AND SURPLUS	
SCHOOL, COUNTY, SPECIAL DISTRICT TAXES	348,163.54			Cash Liabilities	65,432.99
RESERVE FOR UNCOLLECTED TAXES	66,323.60			Reserves for Receivables	80,858.14
EXPENDITURES TOTAL	639,248.53			Surplus Dec. 31, 1982	72,250.76
				Total	218,541.89



0329

Population 1980 **29,720**  
 Population 1982 **30,026**  
 S & P Rating  
 Moody Rating **BAA1**

General Tax Rate Per \$100.

2.94  
 State Equalized Tax Rate  
 2.53

**PEMBERTON TWP. - BURLINGTON COUNTY****Form of Government:****Township Committee****Number of Members on Governing Body - 5**

PER CAPITA:

Grass Debt **556.27**  
 Net Debt **61.89**  
 Debt Service **7.79**  
 Total Tax Levy **266.49**  
 Municipal Expenditures **182.53**

PER CENT:

Grass Debt **5.77**  
 Net Debt **.64**  
 Tax Levy Collected **87.79**  
 Tax Levy Cancelled, Abated  
 or Adjusted **.17**

EXPENDITURES		REVENUES-REALIZED		1982 PROPERTY TAX	
<b>GENERAL GOVERNMENT</b>				<b>STATE EQUALIZED TAX RATE</b> <span style="float:right">↓</span>	
Governing Body & Public Boards		1982 Property Taxes Collected	<b>7,018,311.73</b>	Local District School Taxes	<b>1.30</b>
Municipal Clerk		1982 Payments in Lieu of Taxes		Regional & Consolidated School Tax	<b>4,090,384.08</b>
Financial Administration	<b>150,823.77</b>	Delinquent Tax & Lien Collections	<b>918,399.24</b>	School Taxes in Municipal Budget	
Assessment of Taxes	<b>90,790.33</b>	Business Personalty Replacement Taxes	<b>50,810.80</b>	County Taxes	<b>.57</b>
Collection of Taxes	<b>90,347.01</b>	Taxes from Public Utilities	<b>1,348,826.00</b>	County Library Taxes	<b>.03</b>
Planning, Housing & Development	<b>46,135.63</b>	Other Miscellaneous Tax Revenues		Local Municipal Purpose Taxes	<b>.63</b>
Human Resources		State Aid Revenues	<b>452,843.58</b>	Veteran & Senior Citizen Taxes	
Elections		Federal Aid Revenues		Total Taxes for Rate Computation	<b>2.53</b>
General Administration (other)	<b>808,057.03</b>	State and Local Fiscal Assistance Act Utilized	<b>304,171.17</b>	Special District Taxes	
<b>JUDICIARY</b>		Sale of Acquired Property		Bank Corp. Taxes	<b>9,284.15</b>
Municipal Courts	<b>82,469.55</b>	Other Miscellaneous Revenues	<b>591,203.96</b>	Added and Omitted Taxes	<b>33,382.14</b>
<b>PUBLIC SAFETY</b>		Total	<b>10,724,566.48</b>	Total Taxes Levied - ABSTRACT	<b>8,001,572.06</b>
Fire Protection	<b>56,339.80</b>	Prior Years Surplus Appropriated	<b>475,690.00</b>	Total Taxes Billed	<b>7,954,404.22</b>
Police Protection	<b>1,235,621.34</b>	<b>REVENUES</b>	<b>11,200,256.48</b>	<b>1982 TAXES COLLECTED</b>	<b>7,018,311.73</b>
Civil Defense & Disaster Control	<b>2,720.00</b>	Reserve For Uncollected Taxes	<b>1,139,976.12</b>	1982 Taxes Cancelled, Abated or Adjusted	<b>13,393.97</b>
Environmental Inspection & Control	<b>57,155.10</b>	<b>CAPITAL OUTLAY</b>	<b>3,546,042.68</b>	Transfer to Tax Title Liens or Foreclosed	<b>270,767.18</b>
Other Public Safety		Total		Balance Outstanding Dec. 31, 1982	<b>691,931.34</b>
<b>PUBLIC WORKS</b>		Public Enterprises	<b>3,156,058.13</b>	<b>PRIOR YEARS TAXES OUTSTANDING</b>	
Streets and Drainage	<b>186,000.00</b>	Recreation—Culture	<b>8,448.74</b>	Balance January 1, 1982	<b>818,356.47</b>
Sewers and Sewage Processing		Public Works	<b>249,883.33</b>	Collected in 1982	<b>699,071.12</b>
Garbage and Trash Disposal		Buildings and Grounds	<b>51,652.48</b>	Cancelled, Abated or Adjusted 1982	<b>12,842.40</b>
Public Buildings and Grounds	<b>182,122.07</b>	Library and Education		Transfers to Tax Title Liens or Foreclosed	<b>88,054.57</b>
Other Public Works	<b>488,825.65</b>	Conservation		Balance December 31, 1982	<b>18,388.38</b>
<b>HEALTH and WELFARE</b>		All Other		<b>TAX TITLE LIENS OUTSTANDING</b>	
Health Services Except Environmental		<b>CAPITAL DEBT AUTHORIZED, DECEMBER 31, 1982</b>		Balance January 1, 1982	<b>1,001,701.46</b>
Welfare-Public Assistance	<b>54,741.39</b>	<b>ISSUED AND UNISSUED</b>	<b>GROSS DEBT</b>	Transfer From Taxes	<b>367,458.75</b>
Hospitals, Clinics, First Aid		School	<b>4,074,000</b>	Redeemed in 1982	<b>219,328.12</b>
Animal, Insect, & Rodent Control	<b>21,581.08</b>	Self-liquidating	<b>10,769,978</b>	Cancelled, Abated or Adjusted (1982)	<b>35,198.02</b>
Other Welfare Services		Other	<b>1,858,435</b>	Transfers to Foreclosed Property	
<b>RECREATION and CONSERVATION</b>		Total	<b>16,702,413</b>	Balance December 31, 1982	<b>1,114,634.07</b>
Beaches and Boardwalks		<b>ISSUED AND OUTSTANDING</b>		<b>PROPERTY ACQUIRED BY DEED OR</b>	
Parks, Playgrounds, Shade Trees		School	<b>4,074,000.00</b>	<b>FORECLOSURE</b>	
Land Reclamation & Conservation		Self-Liquidating	<b>10,769,978.12</b>	Balance January 1, 1982	<b>781,473.00</b>
Other Recreational Services	<b>89,918.43</b>	Other	<b>1,811,273.78</b>	Transfers From Taxes or Liens	
<b>EDUCATION (excluding schools)</b>		Total	<b>16,655,251.90</b>	Sale for Cash (1982)	
Libraries	<b>70,000.00</b>	<b>EQUALIZED VALUATION BASIS</b>		Cancelled, Abated or Adjusted (1982)	<b>781,473.00</b>
Other Educational Services		<b>FOR NET DEBT COMPUTATION</b>	<b>285,369,093</b>	<b>CURRENT FINANCES DECEMBER 31, 1982</b>	
<b>STATUTORY EXPENDITURES</b>		<b>REAL PROPERTY VALUATIONS</b>		<b>ASSETS</b>	
Pensions & F. I. C. A.	<b>251,837.92</b>	Code Class # of Parcels % VAL'N	<b>ASSESSED VALUATION</b>	Cash Dec. 31, 1982	<b>1,433,227.16</b>
Employee Fringe Benefits	<b>130,083.92</b>	1 Vacant Land 5371 7.84	<b>20,776,725.00</b>	Taxes Receivable	<b>710,319.72</b>
Other Statutory Expenditures	<b>10,500.00</b>	2 Residential 6881 81.67	<b>216,298,125.00</b>	Tax Title Liens	<b>1,114,634.07</b>
CETA And Other Public Employment Programs		3 Farm 513 2.87	<b>7,557,100.00</b>	Foreclosed Property	<b>781,473.00</b>
<b>MUNICIPAL FUNCTIONS</b>	<b>4,106,074.02</b>	4a Commercial 145 4.50	<b>11,526,800.00</b>	Emergencies & Other Deferred Charges	
<b>CAPITAL IMPROVEMENTS</b>	<b>*MEMO*</b>	4b Industrial 10 1.09	<b>2,881,800.00</b>	State and Federal Aid Receivable	<b>12,030.72</b>
<b>DEBT SERVICE</b>		4c Apartments 42 2.03	<b>5,376,300.00</b>	Other Receivables	<b>104,051.55</b>
Principal Payments	<b>56,700.00</b>	Total 12962	<b>264,856,850.00</b>	Total	<b>4,155,736.22</b>
Interest Payments	<b>137,318.28</b>	Land Area 64.67 Sq. Miles		<b>LIABILITIES, RESERVES, AND SURPLUS</b>	
<b>DEFERRED CHARGES</b>	<b>575.48</b>	Net Valuation Taxable-Municipal	<b>270,673,357</b>	Cash Liabilities	<b>328,277.78</b>
<b>SCHOOL, COUNTY, SPECIAL DISTRICT TAXES</b>	<b>5,966,960.45</b>	Net Valuation Taxable-County	<b>255,298,962</b>	Reserves for Receivables	<b>2,705,728.34</b>
<b>RESERVE FOR UNCOLLECTED TAXES</b>	<b>1,139,976.12</b>	State Equalized Valuation	<b>313,076,091</b>	Surplus Dec. 31, 1982	<b>1,121,730.10</b>
<b>EXPENDITURES</b>	<b>11,447,604.35</b>	State Equalization Ratio	<b>86.20</b>	Total	<b>4,155,736.22</b>

Population 1980 **2,109**  
 Population 1982 **2,088**  
 S & P Rating  
 Moody Rating **A**

General Tax Rate Per \$100. **2.26**  
 State Equalized Tax Rate **2.37**

# **PENNINGTON BOROUGH - MERCER CO.**

## **Form of Government:**

## **Borough Council**

## **Number of Members on Governing Body - 6**

## **PER CAPITA:**

Gross Debt **385.16**  
 Net Debt **335.68**  
 Debt Service **46.43**  
 Total Tax Levy **810.83**  
 Municipal Expenditures **312.38**

## **PER CENT:**

Gross Debt **1.25**  
 Net Debt **1.09**  
 Tax Levy Collected **96.19**  
 Tax Levy Cancelled, Abated or Adjusted **.33**

EXPENDITURES		REVENUES-REALIZED		1982 PROPERTY TAX	
<b>GENERAL GOVERNMENT</b>				<b>STATE EQUALIZED TAX RATE</b> →	
Governing Body & Public Boards		1982 Property Taxes Collected	<b>1,643,152.04</b>	Local District School Taxes	
Municipal Clerk		1982 Payments in Lieu of Taxes		Regional & Consolidated School Tax	<b>1.27</b>
Financial Administration	<b>7,503.24</b>	Delinquent Tax & Lien Collections	<b>44,327.05</b>	School Taxes in Municipal Budget	
Assessment of Taxes	<b>4,700.00</b>	Business Personalty Replacement Taxes	<b>22,639.08</b>	County Taxes	<b>.82</b>
Collection of Taxes	<b>2,199.98</b>	Taxes from Public Utilities	<b>121,728.00</b>	County Library Taxes	
Planning, Housing & Development	<b>4,756.76</b>	Other Miscellaneous Tax Revenues		Local Municipal Purpose Taxes	<b>.28</b>
Human Resources		State Aid Revenues	<b>17,852.15</b>	Veteran & Senior Citizen Taxes	
Elections	<b>700.00</b>	Federal Aid Revenues		Total Taxes for Rate Computation	<b>2.37</b>
General Administration (other)	<b>49,761.00</b>	State and Local Fiscal Assistance Act Utilized	<b>8,470.30</b>	Special District Taxes	
<b>JUDICIARY</b>		Sale of Acquired Property		Bank Corp. Taxes	<b>5,397.78</b>
Municipal Courts	<b>8,900.00</b>	Other Miscellaneous Revenues	<b>151,580.08</b>	Added and Omitted Taxes	<b>1,402.52</b>
<b>PUBLIC SAFETY</b>		Total	<b>2,009,748.70</b>	Total Taxes Levied - ABSTRACT	<b>1,693,016.73</b>
Fire Protection	<b>10,000.00</b>	Prior Years Surplus Appropriated	<b>120,000.00</b>	Total Taxes Billed	<b>1,708,171.42</b>
Police Protection	<b>63,728.19</b>	REVENUES TOTAL	<b>2,129,748.70</b>	1982 TAXES COLLECTED	<b>1,643,152.04</b>
Civil Defense & Disaster Control		Reserve For Uncollected Taxes	<b>104,000.00</b>	1982 Taxes Cancelled, Abated or Adjusted	<b>5,555.16</b>
Environmental Inspection & Control	<b>12,000.00</b>			Transfer to Tax Title Liens or Foreclosed	<b>337.87</b>
Other Public Safety		<b>CAPITAL OUTLAY TOTAL</b>	<b>4,031.00</b>	Balance Outstanding Dec. 31, 1982	<b>59,126.35</b>
<b>PUBLIC WORKS</b>				<b>PRIOR YEARS TAXES OUTSTANDING</b>	
Streets and Drainage	<b>110,401.65</b>	Public Enterprises		Balance January 1, 1982	<b>44,527.05</b>
Sewers and Sewage Processing	<b>6,000.00</b>	Recreation—Culture		Collected in 1982	<b>44,527.05</b>
Garbage and Trash Disposal	<b>51,917.13</b>	Public Works	<b>4,031.00</b>	Cancelled, Abated or Adjusted 1982	
Public Buildings and Grounds	<b>33,500.00</b>	Buildings and Grounds		Transfers to Tax Title Liens or Foreclosed	
Other Public Works		Library and Education		Balance December 31, 1982	
<b>HEALTH and WELFARE</b>		Conservation		<b>TAX TITLE LIENS OUTSTANDING</b>	
Health Services Except Environmental	<b>13,244.12</b>	All Other		Balance January 1, 1982	<b>2,777.73</b>
Welfare-Public Assistance	<b>300.00</b>			Transfer From Taxes	<b>337.87</b>
Hospitals, Clinics, First Aid		<b>CAPITAL DEBT AUTHORIZED, DECEMBER 31, 1982</b>		Redeemed in 1982	
Animal, Insect, & Rodent Control		ISSUED AND UNISSUED	GROSS DEBT	Cancelled, Abated or Adjusted (1982)	
Other Welfare Services		School	<b>103,310</b>	Transfers to Foreclosed Property	
<b>RECREATION and CONSERVATION</b>		Self-liquidating	<b>193,670</b>	Balance December 31, 1982	<b>3,115.60</b>
Beaches and Boardwalks		Other	<b>507,227</b>	<b>PROPERTY ACQUIRED BY DEED OR FORECLOSURE</b>	
Parks, Playgrounds, Shade Trees	<b>7,554.50</b>	Total	<b>804,208</b>	Balance January 1, 1982	<b>2,860.00</b>
Land Reclamation & Conservation				Transfers From Taxes or Liens	
Other Recreational Services	<b>1,014.30</b>	<b>ISSUED AND OUTSTANDING</b>		Sale for Cash (1982)	
<b>EDUCATION (excluding schools)</b>		School		Cancelled, Abated or Adjusted (1982)	
Libraries		Self-Liquidating	<b>180,000.00</b>	Balance December 31, 1982	<b>2,860.00</b>
Other Educational Services	<b>19,976.88</b>	Other	<b>420,000.00</b>	<b>CURRENT FINANCES DECEMBER 31, 1982</b>	
<b>STATUTORY EXPENDITURES</b>		Total	<b>600,000.00</b>	<b>ASSETS</b>	
Pensions & F. I. C. A.	<b>32,481.70</b>	<b>EQUALIZED VALUATION BASIS</b>	<b>64,586,435</b>	Cash Dec. 31, 1982	<b>268,591.49</b>
Employee Fringe Benefits	<b>4,985.15</b>	<b>FOR NET DEBT COMPUTATION</b>		Taxes Receivable	<b>59,126.35</b>
Other Statutory Expenditures	<b>2,000.00</b>	<b>REAL PROPERTY VALUATIONS</b>		Tax Title Liens	<b>3,115.60</b>
<b>CETA And Other Public Employment Programs</b>		Code Class # of Parcels % VAL'N	<b>ASSESSED VALUATION</b>	Foreclosed Property	<b>2,860.00</b>
<b>MUNICIPAL FUNCTIONS TOTAL</b>	<b>447,628.60</b>	1 Vacant Land 68 1.79	<b>1,306,700.00</b>	Emergencies & Other Deferred Charges	<b>9,900.00</b>
<b>CAPITAL IMPROVEMENTS *MEMO*</b>		2 Residential 629 86.34	<b>63,064,600.00</b>	State and Federal Aid Receivable	<b>1,594.23</b>
<b>DEBT SERVICE</b>		3 Farm 8 .31	<b>224,650.00</b>	Other Receivables	<b>27,537.84</b>
Principal Payments	<b>70,000.00</b>	4a Commercial 41 11.01	<b>8,044,000.00</b>	Total	<b>372,725.51</b>
Interest Payments	<b>26,950.00</b>	4b Industrial 4 .55	<b>404,000.00</b>	<b>LIABILITIES, RESERVES, AND SURPLUS</b>	
		4c Apartments		Cash Liabilities	<b>57,011.05</b>
		Total 750	<b>73,043,950.00</b>	Reserves for Receivables	<b>91,480.95</b>
<b>DEFERRED CHARGES</b>	<b>3,665.44</b>	Land Area .99 Sq. Miles		Surplus Dec. 31, 1982	<b>224,233.51</b>
<b>SCHOOL, COUNTY, SPECIAL DISTRICT TAXES</b>	<b>1,485,796.52</b>	Net Valuation Taxable-Municipal	<b>74,788,225</b>	Total	<b>372,725.51</b>
<b>RESERVE FOR UNCOLLECTED TAXES</b>	<b>104,000.00</b>	Net Valuation Taxable-County	<b>69,776,742</b>		
<b>EXPENDITURES TOTAL</b>	<b>2,138,040.56</b>	State Equalized Valuation	<b>71,370,949</b>		
		State Equalization Ratio	<b>104.91</b>		



Population 1980 5,760  
 Population 1982 5,642  
 S & P Rating  
 Moody Rating

General Tax Rate Per \$100.  
 4.45  
 State Equalized Tax Rate  
 3.83

# **PENNS GROVE BORO. — SALEM CO.**

## **Form of Government:**

### **Borough Council**

## **Number of Members on Governing Body — 6**

## **PER CAPITA:**

Gross Debt 105.51  
 Net Debt 13.47  
 Debt Service 7.65  
 Total Tax Levy 305.62  
 Municipal Expenditures 236.53

## **PER CENT:**

Gross Debt 1.48  
 Net Debt .19  
 Tax Levy Collected 82.78  
 Tax Levy Cancelled, Abated or Adjusted .28

EXPENDITURES		REVENUES-REALIZED		1982 PROPERTY TAX	
<b>GENERAL GOVERNMENT</b>				<b>STATE EQUALIZED TAX RATE</b> →	
Governing Body & Public Boards		1982 Property Taxes Collected	1,422,520.65	Local District School Taxes	
Municipal Clerk		1982 Payments in Lieu of Taxes		Regional & Consolidated School Tax	1.81 813,404.84
Financial Administration	9,950.00	Delinquent Tax & Lien Collections	226,029.85	School Taxes in Municipal Budget	
Assessment of Taxes	7,255.00	Business Personalty Replacement Taxes	64,363.60	County Taxes	.82 370,257.43
Collection of Taxes	13,545.00	Taxes from Public Utilities	255,626.00	County Library Taxes	
Planning, Housing & Development	1,300.00	Other Miscellaneous Tax Revenues		Local Municipal Purpose Taxes	1.19 532,000.00
Human Resources		State Aid Revenues	121,416.54	Veteran & Senior Citizen Taxes	48,873.00
Elections		Federal Aid Revenues		Total Taxes for Rate Computation	3.82 1,764,535.27
General Administration (other)	58,815.00	State and Local Fiscal Assistance Act Utilized	51,974.21	Special District Taxes	
<b>JUDICIARY</b>		Sale of Acquired Property		Bank Corp. Taxes	8,637.69
Municipal Courts	19,600.00	Other Miscellaneous Revenues	123,181.34	Added and Omitted Taxes	
<b>PUBLIC SAFETY</b>		Total	2,265,112.23	Total Taxes Levied - ABSTRACT	1,724,299.96
Fire Protection	31,750.00	Prior Years Surplus Appropriated	200,496.99	Total Taxes Billed	1,718,475.82
Police Protection	434,095.21	REVENUES TOTAL	2,465,609.22	1982 TAXES COLLECTED	1,422,520.69
Civil Defense & Disaster Control	300.00	Reserve For Uncollected Taxes	267,520.00	1982 Taxes Cancelled, Abated or Adjusted	4,747.89
Environmental Inspection & Control	11,900.00			Transfer to Tax Title Liens or Foreclosed	49,000.75
Other Public Safety				Balance Outstanding Dec. 31, 1982	242,206.49
<b>PUBLIC WORKS</b>		<b>CAPITAL OUTLAY TOTAL</b>	<b>39,941.82</b>	<b>PRIOR YEARS TAXES OUTSTANDING</b>	
Streets and Drainage	145,209.52	Public Enterprises		Balance January 1, 1982	231,938.23
Sewers and Sewage Processing		Recreation—Culture		Collected in 1982	204,548.81
Garbage and Trash Disposal	76,000.00	Public Works		Cancelled, Abated or Adjusted 1982	486.36
Public Buildings and Grounds	34,900.00	Buildings and Grounds	39,941.82	Transfers to Tax Title Liens or Foreclosed	25,653.53
Other Public Works		Library and Education		Balance December 31, 1982	1,249.53
<b>HEALTH and WELFARE</b>		Conservation		<b>TAX TITLE LIENS OUTSTANDING</b>	
Health Services Except Environmental	9,400.00	All Other		Balance January 1, 1982	81,703.04
Welfare-Public Assistance	7,375.00			Transfer From Taxes	78,612.38
Hospitals, Clinics, First Aid	1,000.00	<b>CAPITAL DEBT AUTHORIZED, DECEMBER 31, 1982</b>		Redeemed in 1982	21,481.04
Animal, Insect, & Radent Control	2,500.00	<b>ISSUED AND UNISSUED GROSS DEBT NET DEBT</b>		Cancelled, Abated or Adjusted (1982)	
Other Welfare Services		School 519,303		Transfers to Foreclosed Property	
<b>RECREATION and CONSERVATION</b>		Self-liquidating 76,000	76,000	Balance December 31, 1982	138,834.38
Beaches and Boardwalks		Other 76,000	76,000	<b>PROPERTY ACQUIRED BY DEED OR FORECLOSURE</b>	
Parks, Playgrounds, Shade Trees	50.00	Total 595,303	76,000	Balance January 1, 1982	77,200.00
Land Reclamation & Conservation		<b>ISSUED AND OUTSTANDING</b>		Transfers From Taxes or Liens	
Other Recreational Services	3,000.00	School 519,303.77		Sale for Cash (1982)	
<b>EDUCATION (excluding schools)</b>		Self-Liquidating 38,000.00		Cancelled, Abated or Adjusted (1982)	
Libraries	7,000.00	Other 557,303.77		Balance December 31, 1982	77,200.00
Other Educational Services		Total 557,303.77		<b>CURRENT FINANCES DECEMBER 31, 1982</b>	
<b>STATUTORY EXPENDITURES</b>		<b>EQUALIZED VALUATION BASIS FOR NET DEBT COMPUTATION</b>	<b>40,232,155</b>	<b>ASSETS</b>	
Pensions & F. I. C. A.	60,150.00	<b>REAL PROPERTY VALUATIONS</b>		Cash Dec. 31, 1982	621,738.93
Employee Fringe Benefits		Code Class # of Parcels % VAL'N		Taxes Receivable	243,456.02
Other Statutory Expenditures	14,200.00	1 Vacant Land 310 1.55	558,500.00	Tax Title Liens	138,834.38
<b>CETA And Other Public Employment Programs</b>		2 Residential 1285 73.98	26,725,250.00	Foreclosed Property	77,200.00
<b>MUNICIPAL FUNCTIONS TOTAL</b>	<b>949,298.73</b>	3 Farm 2	1,200.00	Emergencies & Other Deferred Charges	16,000.00
<b>CAPITAL IMPROVEMENTS *MEMO*</b>		4a Commercial 122 18.48	6,674,500.00	State and Federal Aid Receivable	7,589.88
<b>DEBT SERVICE</b>		4b Industrial		Other Receivables	71,746.47
Principal Payments	37,000.00	4c Apartments 11 5.99	2,165,700.00	Total	1,186,565.68
Interest Payments	6,187.50	Total 1730	36,125,550.00	<b>LIABILITIES, RESERVES, AND SURPLUS</b>	
<b>DEFERRED CHARGES</b>	<b>34,501.14</b>	Land Area .90 Sq. Miles		Cash Liabilities	261,954.50
<b>SCHOOL, COUNTY, SPECIAL DISTRICT TAXES</b>	<b>1,183,662.27</b>	Net Valuation Taxable-Municipal	38,618,600	Reserves for Receivables	531,236.87
<b>RESERVE FOR UNCOLLECTED TAXES</b>	<b>267,520.00</b>	Net Valuation Taxable-County	44,996,911	Surplus Dec. 31, 1982	393,374.31
<b>EXPENDITURES TOTAL</b>	<b>2,518,165.64</b>	State Equalized Valuation	44,484,968	Total	1,186,565.68
		State Equalization Ratio	86.03		

0427

Population 1980 23,775  
 Population 1982 34,115  
 S & P Rating A+  
 Moody Rating A

General Tax Rate Per \$100.

4.17

State Equalized Tax Rate

3.10

## PENNSAUKEN TOWNSHIP - CAMDEN CO.

## Form of Government:

## Township Council

## Number of Members on Governing Body - 5

## PER CAPITA:

Gross Debt 844.21  
 Net Debt 536.04  
 Debt Service 87.24  
 Total Tax Levy 675.67  
 Municipal Expenditures 380.69

## PER CENT:

Gross Debt 4.34  
 Net Debt 2.75  
 Tax Levy Collected 95.45  
 Tax Levy Cancelled, Abated or Adjusted .13

EXPENDITURES		REVENUES-REALIZED		1982 PROPERTY TAX	
GENERAL GOVERNMENT		1982 Property Taxes Collected		STATE EQUALIZED TAX RATE	
Governing Body & Public Boards		1982 Payments in Lieu of Taxes		Local District School Taxes 1.54	
Municipal Clerk		Delinquent Tax & Lien Collections		Regional & Consolidated School Tax	
Financial Administration	158,919.00	Business Personalty Replacement Taxes		School Taxes in Municipal Budget	
Assessment of Taxes	105,157.00	Taxes from Public Utilities		County Taxes 1.17	
Collection of Taxes	132,410.36	Other Miscellaneous Tax Revenues		County Library Taxes	
Planning, Housing & Development	50,704.97	State Aid Revenues		Local Municipal Purpose Taxes .28	
Human Resources	153,251.49	Federal Aid Revenues		Veteran & Senior Citizen Taxes	
Elections		State and Local Fiscal Assistance Act Utilized		Total Taxes for Rate Computation 3.09	
General Administration (other)	984,371.61	Sale of Acquired Property		Special District Taxes	
JUDICIARY		Other Miscellaneous Revenues		Bank Corp Taxes	
Municipal Courts	150,633.00	Prior Years Surplus Appropriated		Added and Omitted Taxes	
PUBLIC SAFETY		Reserve For Uncollected Taxes		Total Taxes Levied - ABSTRACT	
Fire Protection	461,989.84	CAPITAL OUTLAY		Total Taxes Billed	
Police Protection	3,228,766.68	Public Enterprises		1982 TAXES COLLECTED	
Civil Defense & Disaster Control	1,265.27	Recreation—Culture		1982 Taxes Cancelled, Abated or Adjusted	
Environmental Inspection & Control	137,041.75	Public Works		Transfer to Tax Title Liens or Foreclosed	
Other Public Safety		Buildings and Grounds		Balance Outstanding Dec. 31, 1982	
PUBLIC WORKS		Library and Education		PRIOR YEARS TAXES OUTSTANDING	
Streets and Drainage	882,506.49	Conservation		Balance January 1, 1982	
Sewers and Sewage Processing		All Other		Collected in 1982	
Garbage and Trash Disposal		CAPITAL DEBT AUTHORIZED, DECEMBER 31, 1982		Cancelled, Abated or Adjusted 1982	
Public Buildings and Grounds	118,487.12	ISSUED AND UNISSUED		Transfers to Tax Title Liens or Foreclosed	
Other Public Works		SCHOOL		Balance December 31, 1982	
HEALTH and WELFARE		GROSS DEBT		TAX TITLE LIENS OUTSTANDING	
Health Services Except Environmental	22,621.66	NET DEBT		Balance January 1, 1982	
Welfare-Public Assistance	41,034.44	School		Transfer From Taxes	
Hospitals, Clinics, First Aid		Self-liquidating		Redeemed in 1982	
Animal, Insect, & Rodent Control		Other		Cancelled, Abated or Adjusted (1982)	
Other Welfare Services		Total		Transfers to Foreclosed Property	
RECREATION and CONSERVATION		ISSUED AND OUTSTANDING		Balance December 31, 1982	
Beaches and Boardwalks		SCHOOL		PROPERTY ACQUIRED BY DEED OR	
Parks, Playgrounds, Shade Trees	229,156.08	Self-liquidating		FORECLOSURE	
Land Reclamation & Conservation	737.51	Other		Balance January 1, 1982	
Other Recreational Services	81,609.66	Total		Transfers From Taxes or Liens	
EDUCATION (excluding schools)		EQUALIZED VALUATION BASIS		Sale for Cash (1982)	
Libraries	200,000.00	FOR NET DEBT COMPUTATION		Cancelled, Abated or Adjusted (1982)	
Other Educational Services	3,750.00	REAL PROPERTY VALUATIONS		Balance December 31, 1982	
STATUTORY EXPENDITURES		Code Class # of Parcels % VAL'N		CURRENT FINANCES DECEMBER 31, 1982	
Pensions & F. I. C. A.	557,020.39	ASSESSED VALUATION		ASSETS	
Employee Fringe Benefits	331,795.52	1 Vacant Land 941 2.77		Cash Dec. 31, 1982	
Other Statutory Expenditures	48,491.00	2 Residential 10279 51.71		Taxes Receivable	
CETA And Other Public Employment Programs		3 Farm		Tax Title Liens	
MUNICIPAL FUNCTIONS	8,081,720.84	4a Commercial 726 34.57		Foreclosed Property	
CAPITAL IMPROVEMENTS	*MEMO* 75,000.00	4b Industrial 39 8.77		Emergencies & Other Deferred Charges	
DEBT SERVICE		4c Apartments 31 2.18		State and Federal Aid Receivable	
Principal Payments	1,321,400.00	Total 12016		Other Receivables	
Interest Payments	1,654,785.71	Land Area 10.56 Sq. Miles		Total	
DEFERRED CHARGES	958,215.39	Net Valuation Taxable-Municipal		LIABILITIES, RESERVES, AND SURPLUS	
SCHOOL, COUNTY, SPECIAL DISTRICT TAXES	20,080,105.36	Net Valuation Taxable-County		Cash Liabilities	
RESERVE FOR UNCOLLECTED TAXES	971,214.65	State Equalized Valuation		Reserves for Receivables	
EXPENDITURES	33,067,441.95	State Equalization Ratio		Surplus Dec. 31, 1982	
TOTAL				Total	

\*Includes County Health Service Taxes or County Vocational School Taxes. See Table 13.



1708

Population 1980 13,848

Population 1982 13,871

S &amp; P Rating

Moody Rating

General Tax Rate Per \$100.

3.82

State Equalized Tax Rate

2.49

**PENNSVILLE TOWNSHIP – SALEM COUNTY****Form of Government:****Township Council****Number of Members on Governing Body – 5****PER CAPITA:**

Gross Debt 83.77

Net Debt 56.52

Debt Service 44.32

Total Tax Levy 524.01

Municipal Expenditures 473.40

**PER CENT:**

Gross Debt .44

Net Debt .29

Tax Levy Collected 93.57

Tax Levy Cancelled, Abated

or Adjusted

EXPENDITURES		REVENUES-REALIZED		1982 PROPERTY TAX	
<b>GENERAL GOVERNMENT</b>				<b>STATE EQUALIZED TAX RATE</b>	
Governing Body & Public Boards	21,680.00	1982 Property Taxes Collected	6,791,160.22	Local District School Taxes	1.52
Municipal Clerk	30,000.00	1982 Payments in Lieu of Taxes		Regional & Consolidated School Tax	
Financial Administration	48,500.00	Delinquent Tax & Lien Collections	488,122.29	School Taxes in Municipal Budget	
Assessment of Taxes	25,421.00	Business Personality Replacement Taxes	1,951,242.80	County Taxes	.97
Collection of Taxes	49,700.00	Taxes from Public Utilities	3,499,113.00	County Library Taxes	
Planning, Housing & Development	16,021.00	Other Miscellaneous Tax Revenues		Local Municipal Purpose Taxes	
Human Resources		State Aid Revenues	56,773.03	Veteran & Senior Citizen Taxes	169,110.00
Elections		Federal Aid Revenues		Total Taxes for Rate Computation	2.49
General Administration (other)	304,315.99	State and Local Fiscal Assistance Act Utilized	174,265.64	Special District Taxes	
<b>JUDICIARY</b>		Sale of Acquired Property	24,020.00	Bank Corp. Taxes	10,972.86
Municipal Courts	56,515.00	Other Miscellaneous Revenues	781,902.97	Added and Omitted Taxes	2,553.69
<b>PUBLIC SAFETY</b>		Total	13,806,599.95	Total Taxes Levied - ABSTRACT	7,268,605.36
Fire Protection	282,841.00	Prior Years Surplus Appropriated	462,079.20	Total Taxes Billed	7,257,632.50
Police Protection	1,136,840.64	REVENUES	14,268,679.15	1982 TAXES COLLECTED	6,791,160.22
Civil Defense & Disaster Control	14,369.00	Reserve For Uncollected Taxes	634,880.87	1982 Taxes Cancelled, Abated or Adjusted	
Environmental Inspection & Control	29,282.00			Transfer to Tax Title Liens or Foreclosed	
Other Public Safety				Balance Outstanding Dec. 31, 1982	466,472.28
<b>PUBLIC WORKS</b>		<b>CAPITAL OUTLAY</b>	<b>TOTAL</b>	<b>PRIOR YEARS TAXES OUTSTANDING</b>	
Streets and Drainage	1,164,676.00	Public Enterprises		Balance January 1, 1982	459,417.88
Sewers and Sewage Processing	10,000.00	Recreation—Culture		Collected in 1982	454,235.79
Garbage and Trash Disposal	291,875.00	Public Works	173,018.81	Cancelled, Abated or Adjusted 1982	
Public Buildings and Grounds	137,450.00	Buildings and Grounds	26,013.05	Transfers to Tax Title Liens or Foreclosed	
Other Public Works	30,079.00	Library and Education		Balance December 31, 1982	5,182.09
<b>HEALTH and WELFARE</b>		Conservation		<b>TAX TITLE LIENS OUTSTANDING</b>	
Health Services Except Environmental	44,969.00	All Other		Balance January 1, 1982	47,390.07
Welfare-Public Assistance	9,537.00			Transfer From Taxes	
Hospitals, Clinics, First Aid	7,500.00			Redeemed in 1982	33,886.50
Animal, Insect, & Rodent Control	23,384.80			Cancelled, Abated or Adjusted (1982)	
Other Welfare Services				Transfers to Foreclosed Property	
<b>RECREATION and CONSERVATION</b>				Balance December 31, 1982	13,503.57
Beaches and Boardwalks	11,669.10			<b>PROPERTY ACQUIRED BY DEED OR FORECLOSURE</b>	
Parks, Playgrounds, Shade Trees				Balance January 1, 1982	97,545.00
Land Reclamation & Conservation				Transfers From Taxes or Liens	
Other Recreational Services	135,256.00			Sole for Cash (1982)	24,020.00
<b>EDUCATION (excluding schools)</b>				Cancelled, Abated or Adjusted (1982)	
Libraries	65,000.00			Balance December 31, 1982	73,525.00
Other Educational Services	500,000.00			<b>CURRENT FINANCES DECEMBER 31, 1982</b>	
<b>STATUTORY EXPENDITURES</b>				<b>ASSETS</b>	
Pensions & F. I. C. A.	284,700.00			Cash Dec. 31, 1982	1,791,143.58
Employee Fringe Benefits	248,200.00			Taxes Receivable	471,654.37
Other Statutory Expenditures	19,932.56			Tax Title Liens	13,503.57
<b>CETA And Other Public Employment Programs</b>				Foreclosed Property	73,525.00
<b>MUNICIPAL FUNCTIONS</b>				Emergencies & Other Deferred Charges	146,376.38
<b>CAPITAL IMPROVEMENTS</b>				State and Federal Aid Receivable	
<b>DEBT SERVICE</b>				Other Receivables	124,985.50
Principal Payments	552,750.00			Total	2,621,188.40
Interest Payments	62,055.08			<b>LIABILITIES, RESERVES, AND SURPLUS</b>	
<b>DEFERRED CHARGES</b>				Cash Liabilities	510,865.22
SCHOOL, COUNTY, SPECIAL DISTRICT TAXES	317,194.28			Reserves for Receivables	683,668.44
RESERVE FOR UNCOLLECTED TAXES	7,255,078.81			Surplus Dec. 31, 1982	1,426,654.74
<b>EXPENDITURES</b>				Total	2,621,188.40
<b>TOTAL</b>	<b>13,821,673.13</b>				

Population 1980 **13,776**  
 Population 1982 **13,808**  
 S & P Rating  
 Moody Rating **A1**

General Tax Rate Per \$100.  
**6.13**  
 State Equalized Tax Rate  
**2.49**

**PEQUANNOCK TOWNSHIP - MORRIS CO.**  
**Form of Government:**  
**Council-Manager Plan E (OMCL 50)**  
**Number of Members on Governing Body - 5**

PER CAPITA:  
 Gross Debt **271.54**  
 Net Debt **180.50**  
 Debt Service **26.99**  
 Total Tax Levy **701.78**  
 Municipal Expenditures **312.69**

PER CENT:  
 Gross Debt **1.06**  
 Net Debt **.70**  
 Tax Levy Collected **97.97**  
 Tax Levy Cancelled, Abated or Adjusted **.07**

EXPENDITURES		REVENUES-REALIZED		1982 PROPERTY TAX	
<b>GENERAL GOVERNMENT</b>				<b>STATE EQUALIZED TAX RATE</b> → <b>1.62</b>	
Governing Body & Public Boards		1982 Property Taxes Collected	<b>9,494,752.35</b>	Local District School Taxes	<b>6,252,465.50</b>
Municipal Clerk		1982 Payments in Lieu of Taxes	<b>55,320.36</b>	Regional & Consolidated School Tax	
Financial Administration	<b>45,245.00</b>	Delinquent Tax & Lien Collections	<b>169,399.44</b>	School Taxes in Municipal Budget	
Assessment of Taxes	<b>25,070.00</b>	Business Personalty Replacement Taxes	<b>125,830.92</b>	County Taxes	<b>.36</b>
Collection of Taxes	<b>29,574.00</b>	Taxes from Public Utilities	<b>667,720.99</b>	County Library Taxes	
Planning, Housing & Development	<b>46,702.00</b>	Other Miscellaneous Tax Revenues		Local Municipal Purpose Taxes	<b>.51</b>
Human Resources	<b>48,072.00</b>	State Aid Revenues	<b>514,544.88</b>	Veteran & Senior Citizen Taxes	
Elections		Federal Aid Revenues		Total Taxes for Rate Computation	<b>2.49</b>
General Administration (other)	<b>301,182.00</b>	State and Local Fiscal Assistance Act Utilized	<b>108,072.00</b>	Special District Taxes	
<b>JUDICIARY</b>		Sale of Acquired Property		Bank Corp Taxes	<b>5,759.73</b>
Municipal Courts	<b>26,820.00</b>	Other Miscellaneous Revenues	<b>404,238.26</b>	Added and Omitted Taxes	<b>50,256.95</b>
<b>PUBLIC SAFETY</b>		Total	<b>11,539,879.20</b>	Total Taxes Levied - ABSTRACT	<b>9,690,181.73</b>
Fire Protection	<b>53,310.00</b>	Prior Years Surplus Appropriated	<b>520,000.00</b>	Total Taxes Billed	<b>9,691,451.76</b>
Police Protection	<b>746,747.00</b>	REVENUES TOTAL	<b>12,059,879.20</b>	1982 TAXES COLLECTED	<b>9,494,752.35</b>
Civil Defense & Disaster Control	<b>1,240.00</b>	Reserve For Uncollected Taxes	<b>448,535.00</b>	1982 Taxes Cancelled, Abated or Adjusted	<b>6,430.37</b>
Environmental Inspection & Control	<b>27,110.00</b>	CAPITAL OUTLAY TOTAL	<b>590,438.55</b>	Transfer to Tax Title Liens or Foreclosed	<b>35,078.93</b>
Other Public Safety		Public Enterprises		Balance Outstanding Dec. 31, 1982	<b>155,190.11</b>
<b>PUBLIC WORKS</b>		Recreation—Culture	<b>53,697.25</b>	<b>PRIOR YEARS TAXES OUTSTANDING</b>	
Streets and Drainage	<b>287,118.00</b>	Public Works	<b>311,857.32</b>	Balance January 1, 1982	<b>171,346.18</b>
Sewers and Sewage Processing	<b>224,828.00</b>	Buildings and Grounds	<b>133,836.51</b>	Collected in 1982	<b>147,365.20</b>
Garbage and Trash Disposal		Library and Education	<b>91,047.47</b>	Cancelled, Abated or Adjusted 1982	<b>.12</b>
Public Buildings and Grounds	<b>121,228.00</b>	Conservation		Transfers to Tax Title Liens or Foreclosed	<b>2,809.38</b>
Other Public Works		All Other		Balance December 31, 1982	<b>21,171.48</b>
<b>HEALTH and WELFARE</b>		CAPITAL DEBT AUTHORIZED, DECEMBER 31, 1982		<b>TAX TITLE LIENS OUTSTANDING</b>	
Health Services Except Environmental	<b>322,845.00</b>	ISSUED AND UNISSUED		Balance January 1, 1982	<b>140,254.41</b>
Welfare-Public Assistance	<b>2,082.00</b>	School	<b>1,257,000</b>	Transfer From Taxes	<b>38,265.23</b>
Hospitals, Clinics, First Aid		Self-liquidating	<b>149,000</b>	Redeemed in 1982	<b>22,034.24</b>
Animal, Insect, & Rodent Control	<b>1,000.00</b>	Other	<b>2,343,427</b>	Cancelled, Abated or Adjusted (1982)	
Other Welfare Services		Total	<b>3,749,427</b>	Transfers to Foreclosed Property	
<b>RECREATION and CONSERVATION</b>		ISSUED AND OUTSTANDING		Balance December 31, 1982	<b>156,485.40</b>
Beaches and Boardwalks		School	<b>1,257,000.00</b>	<b>PROPERTY ACQUIRED BY DEED OR FORECLOSURE</b>	
Parks, Playgrounds, Shade Trees	<b>264,672.00</b>	Self-Liquidating	<b>149,000.00</b>	Balance January 1, 1982	<b>135,650.00</b>
Land Reclamation & Conservation	<b>419,859.00</b>	Other	<b>2,307,440.00</b>	Transfers From Taxes or Liens	
Other Recreational Services	<b>23,170.00</b>	Total	<b>3,713,440.00</b>	Sale for Cash (1982)	
<b>EDUCATION (excluding schools)</b>		EQUALIZED VALUATION BASIS		Cancelled, Abated or Adjusted (1982)	
Libraries	<b>213,900.00</b>	FOR NET DEBT COMPUTATION	<b>354,991,013</b>	Balance December 31, 1982	<b>135,650.00</b>
Other Educational Services		REAL PROPERTY VALUATIONS		<b>CURRENT FINANCES DECEMBER 31, 1982</b>	
<b>STATUTORY EXPENDITURES</b>		Code Class # of Parcels % VAL'N		<b>ASSETS</b>	
Pensions & F. I. C. A.	<b>205,270.00</b>	1 Vacant Land 264 3.38	<b>5,292,550.00</b>	Cash Dec. 31, 1982	<b>1,024,941.28</b>
Employee Fringe Benefits	<b>56,750.00</b>	2 Residential 3883 81.11	<b>126,587,200.00</b>	Taxes Receivable	<b>176,361.59</b>
Other Statutory Expenditures	<b>1,500.00</b>	3 Farm 35 .27	<b>415,500.00</b>	Tax Title Liens	<b>156,485.40</b>
CETA And Other Public Employment Programs		4a Commercial 170 13.76	<b>21,535,350.00</b>	Foreclosed Property	<b>135,650.00</b>
<b>MUNICIPAL FUNCTIONS TOTAL</b>	<b>3,455,294.00</b>	4b Industrial 9 1.49	<b>2,325,600.00</b>	Emergencies & Other Deferred Charges	<b>137,014.00</b>
<b>CAPITAL IMPROVEMENTS *MEMO*</b>	<b>93,225.00</b>	4c Apartments		State and Federal Aid Receivable	<b>5,595.37</b>
<b>DEBT SERVICE</b>		Total	<b>4361</b>	Other Receivables	<b>291,868.16</b>
Principal Payments	<b>217,050.00</b>	Land Area 6.95 Sq. Miles	<b>156,556,200.00</b>	Total	<b>1,927,915.80</b>
Interest Payments	<b>155,676.70</b>	Net Valuation Taxable-Municipal	<b>157,278,871</b>	<b>LIABILITIES, RESERVES, AND SURPLUS</b>	
<b>DEFERRED CHARGES</b>	<b>1,023.82</b>	Net Valuation Taxable-County	<b>399,374,031</b>	Cash Liabilities	<b>808,757.55</b>
<b>SCHOOL, COUNTY, SPECIAL DISTRICT TAXES</b>	<b>7,652,714.89</b>	State Equalized Valuation	<b>385,476,298</b>	Reserves for Receivables	<b>493,160.15</b>
<b>RESERVE FOR UNCOLLECTED TAXES</b>	<b>448,535.00</b>	State Equalization Ratio	<b>40.69</b>	Surplus Dec. 31, 1982	<b>625,998.10</b>
<b>EXPENDITURES TOTAL</b>	<b>11,970,294.41</b>			Total	<b>1,927,915.80</b>



1216

Population 1980 38,951

Population 1982 38,442

S &amp; P Rating

Moody Rating BAA

General Tax Rate Per \$100.

State Equalized Tax Rate 5.13

2.72

## PERTH AMBOY CITY - MIDDLESEX COUNTY

## Form of Government:

Mayor-Council Plan B (OMCL 50)

Number of Members on Governing Body - 5

## PER CAPITA:

Gross Debt 385.29

Net Debt 110.69

Debt Service 33.07

Total Tax Levy 438.43

Municipal Expenditures 354.50

## PER CENT:

Gross Debt 2.72

Net Debt .78

Tax Levy Collected 94.38

Tax Levy Cancelled, Abated

or Adjusted

EXPENDITURES		REVENUES-REALIZED		1982 PROPERTY TAX	
GENERAL GOVERNMENT		1982 Property Taxes Collected		STATE EQUALIZED TAX RATE	
Governing Body & Public Boards	55,309.00	15,911,787.67		Local District School Taxes	1.12 6,944,476.50
Municipal Clerk	108,415.00	1982 Payments in Lieu of Taxes		Regional & Consolidated School Tax	
Financial Administration	271,370.00	Delinquent Tax & Lien Collections		School Taxes in Municipal Budget	.04 232,497.50
Assessment of Taxes	118,214.00	Business Personalty Replacement Taxes		County Taxes	.68 4,177,613.27
Collection of Taxes		Taxes from Public Utilities		County Library Taxes	
Planning, Housing & Development	19,403.00	Other Miscellaneous Tax Revenues		Local Municipal Purpose Taxes	.88 5,431,283.49
Human Resources	635,132.00	State Aid Revenues		Veteran & Senior Citizen Taxes	
Elections	31,600.00	Federal Aid Revenues		Total Taxes for Rate Computation	2.72 17,117,220.76
General Administration (other)	575,521.00	State and Local Fiscal Assistance Act Utilized		Special District Taxes	
JUDICIARY		Sale of Acquired Property		Bank Corp. Taxes	15,875.65
Municipal Courts	120,709.00	Other Miscellaneous Revenues		Added and Omitted Taxes	52,220.52
PUBLIC SAFETY		Total		Total Taxes Levied - ABSTRACT	16,853,966.93
Fire Protection	1,233,593.00	Prior Years Surplus Appropriated		Total Taxes Billed	16,860,051.72
Police Protection	2,571,683.00	REVENUES		1982 TAXES COLLECTED	15,911,787.67
Civil Defense & Disaster Control	22,000.00	Reserve For Uncollected Taxes		1982 Taxes Cancelled, Abated or Adjusted	
Environmental Inspection & Control	475,060.00	CAPITAL OUTLAY		Transfer to Tax Title Liens or Foreclosed	17,304.46
Other Public Safety		TOTAL		Balance Outstanding Dec. 31, 1982	930,959.59
PUBLIC WORKS		Public Enterprises		PRIOR YEARS TAXES OUTSTANDING	
Streets and Drainage	876,770.00	Recreation—Culture		Balance January 1, 1982	872,883.05
Sewers and Sewage Processing		Public Works		Collected in 1982	364,705.04
Garbage and Trash Disposal	689,745.00	Buildings and Grounds		Cancelled, Abated or Adjusted 1982	
Public Buildings and Grounds	458,408.00	Library and Education		Transfers to Tax Title Liens or Foreclosed	170,565.94
Other Public Works	12,000.00	Conservation		Balance December 31, 1982	337,612.07
HEALTH and WELFARE		All Other		TAX TITLE LIENS OUTSTANDING	
Health Services Except Environmental	184,139.00	CAPITAL DEBT AUTHORIZED, DECEMBER 31, 1982		Balance January 1, 1982	104,813.29
Welfare-Public Assistance	160,000.00	ISSUED AND UNISSUED		Transfer From Taxes	242,666.61
Hospitals, Clinics, First Aid		GROSS DEBT		Redeemed in 1982	26,155.67
Animal, Insect, & Rodent Control		NET DEBT		Cancelled, Abated or Adjusted (1982)	
Other Welfare Services	112,941.00	4,255,217		Transfers to Foreclosed Property	
RECREATION and CONSERVATION		4,255,217		Balance December 31, 1982	321,324.23
Beaches and Boardwalks		ISSUED AND OUTSTANDING		PROPERTY ACQUIRED BY DEED OR	
Parks, Playgrounds, Shade Trees	201,282.00	SCHOOL		FORECLOSURE	
Land Reclamation & Conservation		Self-Liquidating		Balance January 1, 1982	359,800.00
Other Recreational Services	58,689.88	Other		Transfers From Taxes or Liens	
EDUCATION (excluding schools)		Total		Sale for Cash (1982)	
Libraries	222,617.00	EQUIALIZED VALUATION BASIS		Cancelled, Abated or Adjusted (1982)	
Other Educational Services		FOR NET DEBT COMPUTATION		Balance December 31, 1982	359,800.00
STATUTORY EXPENDITURES		REAL PROPERTY VALUATIONS		CURRENT FINANCES DECEMBER 31, 1982	
Pensions & F. I. C. A.	1,559,000.00	Code Class # of Parcels % VAL'N		ASSETS	
Employee Fringe Benefits		ASSESSSED VALUATION		Cash Dec. 31, 1982	828,698.69
Other Statutory Expenditures	35,000.00	1 307 1.09		Taxes Receivable	1,268,571.66
CETA And Other Public Employment Programs	5,389.00	2 6738 40.69		Tax Title Liens	321,324.23
MUNICIPAL FUNCTIONS		3 917 12.87		Foreclosed Property	359,800.00
CAPITAL IMPROVEMENTS	*MEMO*	4a 202 40.42		Emergencies & Other Deferred Charges	841,432.12
DEBT SERVICE		4b 121 4.93		State and Federal Aid Receivable	260,912.83
Principal Payments	760,000.00	4c 8285		Other Receivables	18,954.83
Interest Payments	511,418.72	Total		Total	3,899,694.36
TYPE I SCHL DEBT *MEMO	894,343.50	Land Area 4.55 Sq. Miles		LIABILITIES, RESERVES, AND SURPLUS	
DEFERRED CHARGES	343,754.30	Net Valuation Taxable-Municipal		Cash Liabilities	1,412,729.40
SCHOOL, COUNTY, SPECIAL DISTRICT TAXES	11,354,587.27	Net Valuation Taxable-County		Reserves for Receivables	1,968,650.72
RESERVE FOR UNCOLLECTED TAXES	674,385.04	State Equalized Valuation		Surplus Dec. 31, 1982	518,314.24
EXPENDITURES		State Equalization Ratio		Total	3,899,694.36
TOTAL	24,582,135.21	53.02			

1981/3000

\* ABOVE DEBT SERVICE INCLUDES TYPE I SCHOOL DEBT

Population 1980 **16,647**  
 Population 1982 **16,508**  
 S & P Rating  
 Moody Rating

General Tax Rate Per \$100. **2.90**  
 State Equalized Tax Rate **2.75**

**PHILLIPSBURG TOWN – WARREN COUNTY**  
**Form of Government:**  
**Council-Manager Plan B (OMCL 50)**  
**Number of Members on Governing Body – 5**

PER CAPITA:  
 Gross Debt **292.06**  
 Net Debt **130.69**  
 Debt Service **20.35**  
 Total Tax Levy **387.20**  
 Municipal Expenditures **283.47**

PER CENT:  
 Gross Debt **2.22**  
 Net Debt **.99**  
 Tax Levy Collected **93.99**  
 Tax Levy Cancelled, Abated or Adjusted **.10**

EXPENDITURES		REVENUES-REALIZED		1982 PROPERTY TAX	
<b>GENERAL GOVERNMENT</b>				<b>STATE EQUALIZED TAX RATE</b>	
Governing Body & Public Boards	37,300.00	1982 Property Taxes Collected	6,003,135.47	Local District School Taxes	1.47
Municipal Clerk	45,192.00	1982 Payments in Lieu of Taxes	24,474.11	Regional & Consolidated School Tax	
Financial Administration	17,550.00	Delinquent Tax & Lien Collections	311,010.26	School Taxes in Municipal Budget	
Assessment of Taxes	43,960.00	Business Personality Replacement Taxes	484,958.56	County Taxes	.61 *
Collection of Taxes	53,320.00	Taxes from Public Utilities	696,966.00	County Library Taxes	
Planning, Housing & Development		Other Miscellaneous Tax Revenues		Local Municipal Purpose Taxes	.66
Human Resources	205,680.00	State Aid Revenues	359,366.12	Veteran & Senior Citizen Taxes	
Elections	3,116.00	Federal Aid Revenues		Total Taxes for Rate Computation	2.74
General Administration (other)	313,361.00	State and Local Fiscal Assistance Act Utilized	150,627.00	Special District Taxes	
<b>JUDICIARY</b>		Sale of Acquired Property		Bank Corp. Taxes	17,175.64
Municipal Courts	41,758.00	Other Miscellaneous Revenues	852,861.39	Added and Omitted Taxes	5,077.22
<b>PUBLIC SAFETY</b>		Total	8,883,398.91	Total Taxes Levied - ABSTRACT	6,391,851.55
Fire Protection	90,080.00	Prior Years Surplus Appropriated	625,000.00	Total Taxes Billed	6,387,254.51
Police Protection	791,693.87	REVENUES TOTAL	9,508,398.91	1982 TAXES COLLECTED	6,003,135.47
Civil Defense & Disaster Control	212.00	Reserve For Uncollected Taxes	492,321.82	1982 Taxes Cancelled, Abated or Adjusted	6,416.42
Environmental Inspection & Control	68,024.00	CAPITAL OUTLAY TOTAL	653,078.10	Transfer to Tax Title Liens or Foreclosed	42,009.96
Other Public Safety				Balance Outstanding Dec. 31, 1982	335,692.66
<b>PUBLIC WORKS</b>		Public Enterprises		<b>PRIOR YEARS TAXES OUTSTANDING</b>	
Streets and Drainage	170,788.00	Recreation—Culture	531,919.82	Balance January 1, 1982	333,833.79
Sewers and Sewage Processing	436,894.19	Public Works	121,158.28	Collected in 1982	250,083.05
Garbage and Trash Disposal	19,110.00	Buildings and Grounds		Cancelled, Abated or Adjusted 1982	3,675.23
Public Buildings and Grounds	152,205.00	Library and Education		Transfers to Tax Title Liens or Foreclosed	7,555.44
Other Public Works	547,092.00	Conservation		Balance December 31, 1982	32,520.07
<b>HEALTH and WELFARE</b>		All Other		<b>TAX TITLE LIENS OUTSTANDING</b>	
Health Services Except Environmental		CAPITAL DEBT AUTHORIZED, DECEMBER 31, 1982		Balance January 1, 1982	98,485.11
Welfare-Public Assistance	16,053.00	ISSUED AND UNISSUED		Transfer From Taxes	49,449.82
Hospitals, Clinics, First Aid		School	2,664,000	Redeemed in 1982	20,927.21
Animal, Insect, & Rodent Control		Self-liquidating		Cancelled, Abated or Adjusted (1982)	
Other Welfare Services		Other	2,157,373	Transfers to Foreclosed Property	2,986.55
<b>RECREATION and CONSERVATION</b>		Total	4,821,373	Balance December 31, 1982	124,021.17
Beaches and Boardwalks		ISSUED AND OUTSTANDING		<b>PROPERTY ACQUIRED BY DEED OR FORECLOSURE</b>	
Parks, Playgrounds, Shade Trees	51,215.00	School	2,664,000.00	Balance January 1, 1982	192,270.00
Land Reclamation & Conservation		Self-Liquidating		Transfers From Taxes or Liens	976.90
Other Recreational Services	11,000.00	Other	1,468,887.57	Sale for Cash (1982)	
<b>EDUCATION (excluding schools)</b>		Total	4,132,887.57	Cancelled, Abated or Adjusted (1982)	976.90
Libraries	185,000.00	EQUALIZED VALUATION BASIS		Balance December 31, 1982	192,270.00
Other Educational Services		FOR NET DEBT COMPUTATION	217,633,890	<b>CURRENT FINANCES DECEMBER 31, 1982</b>	
<b>STATUTORY EXPENDITURES</b>		REAL PROPERTY VALUATIONS		<b>ASSETS</b>	
Pensions & F. I. C. A.	338,030.00	Code Class # of Parcels % VAL'N	ASSESSED VALUATION	Cash Dec. 31, 1982	3,094,216.28
Employee Fringe Benefits	52,700.00	1 Vacant Land 315 1.36	2,528,240.00	Taxes Receivable	368,212.73
Other Statutory Expenditures	22,000.00	2 Residential 4377 61.26	131,658,100.00	Tax Title Liens	124,021.17
CETA And Other Public Employment Programs		3 Farm 3 .02	32,270.00	Foreclosed Property	192,270.00
<b>MUNICIPAL FUNCTIONS</b>		4a Commercial 354 13.41	28,811,400.00	Emergencies & Other Deferred Charges	9,067.65
<b>CAPITAL IMPROVEMENTS</b>	<b>*MEMO*</b>	4b Industrial 37 20.47	43,597,340.00	State and Federal Aid Receivable	
<b>DEBT SERVICE</b>		4c Apartments 17 3.49	7,453,850.00	Other Receivables	80,452.09
Principal Payments	185,000.00	Total 5103	214,921,200.00	Total	3,868,239.92
Interest Payments	150,886.31	Land Area 2.90 Sq. Miles		<b>LIABILITIES, RESERVES, AND SURPLUS</b>	
<b>DEFERRED CHARGES</b>		Net Valuation Taxable-Municipal	219,992,458	Cash Liabilities	2,370,615.42
SCHOOL, COUNTY, SPECIAL DISTRICT TAXES	4,830,575.97	Net Valuation Taxable-County	240,586,538	Reserves for Receivables	756,033.16
RESERVE FOR UNCOLLECTED TAXES	492,321.82	State Equalized Valuation	232,453,906	Surplus Dec. 31, 1982	741,591.34
<b>EXPENDITURES</b>	<b>TOTAL</b>	State Equalization Ratio	94.67	Total	3,868,239.92
	9,510,131.95				



1709

Population 1980 **2,810**  
 Population 1982 **2,845**  
 S & P Rating  
 Moody Rating

General Tax Rate Per \$100.

State Equalized Tax Rate **3.58**  
**2.08**

**PILESGROVE TOWNSHIP - SALEM COUNTY****Form of Government:****Township Committee****Number of Members on Governing Body - 3****PER CAPITA:**

Gross Debt **1,446.32**  
 Net Debt **65.03**  
 Debt Service **23.56**  
 Total Tax Levy **547.92**  
 Municipal Expenditures **206.05**

**PER CENT:**

Gross Debt **6.35**  
 Net Debt **.29**  
 Tax Levy Collected **93.40**  
 Tax Levy Cancelled, Abated or Adjusted **.11**

EXPENDITURES		REVENUES-REALIZED		1982 PROPERTY TAX	
<b>GENERAL GOVERNMENT</b>				<b>STATE EQUALIZED TAX RATE</b> →	
Governing Body & Public Boards		1982 Property Taxes Collected	<b>1,454,950.09</b>	Local District School Taxes	
Municipal Clerk		1982 Payments in Lieu of Taxes		Regional & Consolidated School Tax	<b>1.32</b>
Financial Administration	<b>9,600.00</b>	Delinquent Tax & Lien Collections	<b>106,369.99</b>	School Taxes in Municipal Budget	
Assessment of Taxes	<b>5,300.00</b>	Business Personalty Replacement Taxes	<b>45,057.58</b>	County Taxes	<b>.75</b>
Collection of Taxes	<b>6,200.00</b>	Taxes from Public Utilities	<b>279,955.00</b>	County Library Taxes	
Planning, Housing & Development	<b>14,333.19</b>	Other Miscellaneous Tax Revenues	<b>21,999.03</b>	Local Municipal Purpose Taxes	
Human Resources		State Aid Revenues	<b>18,404.07</b>	Veteran & Senior Citizen Taxes	
Elections		Federal Aid Revenues		Total Taxes for Rate Computation	<b>2.07</b>
General Administration (other)	<b>45,588.03</b>	State and Local Fiscal Assistance Act Utilized	<b>12,512.13</b>	Special District Taxes	
<b>JUDICIARY</b>		Sale of Acquired Property	<b>3,204.00</b>	Bank Corp. Taxes	<b>3,966.46</b>
Municipal Courts	<b>16,937.89</b>	Other Miscellaneous Revenues	<b>335,020.35</b>	Added and Omitted Taxes	<b>8,700.30</b>
<b>PUBLIC SAFETY</b>		Total	<b>2,377,472.24</b>	Total Taxes Levied - ABSTRACT	<b>1,558,832.74</b>
Fire Protection	<b>23,000.00</b>	Prior Years Surplus Appropriated	<b>124,319.74</b>	Total Taxes Billed	<b>1,557,777.97</b>
Police Protection	<b>4,000.00</b>	<b>REVENUES</b>	<b>2,501,791.98</b>	<b>1982 TAXES COLLECTED</b>	<b>1,454,950.09</b>
Civil Defense & Disaster Control	<b>500.00</b>	Reserve For Uncollected Taxes	<b>124,400.00</b>	1982 Taxes Cancelled, Abated or Adjusted	<b>1,690.50</b>
Environmental Inspection & Control	<b>8,600.00</b>	<b>CAPITAL OUTLAY</b>	<b>12,620.96</b>	Transfer to Tax Title Liens or Foreclosed	<b>1,761.36</b>
Other Public Safety		Total		Balance Outstanding Dec. 31, 1982	<b>99,376.02</b>
<b>PUBLIC WORKS</b>				<b>PRIOR YEARS TAXES OUTSTANDING</b>	
Streets and Drainage	<b>154,995.03</b>	Public Enterprises		Balance January 1, 1982	<b>108,358.08</b>
Sewers and Sewage Processing		Recreation—Culture		Collected in 1982	<b>106,369.99</b>
Garbage and Trash Disposal	<b>13,583.64</b>	Public Works		Cancelled, Abated or Adjusted 1982	
Public Buildings and Grounds	<b>10,000.00</b>	Buildings and Grounds	<b>12,620.96</b>	Transfers to Tax Title Liens or Foreclosed	<b>660.87</b>
Other Public Works		Library and Education		Balance December 31, 1982	<b>1,327.22</b>
<b>HEALTH and WELFARE</b>		Conservation		<b>TAX TITLE LIENS OUTSTANDING</b>	
Health Services Except Environmental	<b>900.00</b>	All Other		Balance January 1, 1982	<b>9,217.28</b>
Welfare-Public Assistance	<b>8,750.00</b>	<b>CAPITAL DEBT AUTHORIZED, DECEMBER 31, 1982</b>		Transfer From Taxes	<b>2,547.48</b>
Hospitals, Clinics, First Aid	<b>1,000.00</b>	<b>ISSUED AND UNISSUED</b>		Redeemed in 1982	
Animal, Insect, & Rodent Control	<b>2,556.19</b>	School	<b>3,929,782</b>	Cancelled, Abated or Adjusted (1982)	
Other Welfare Services	<b>1,600.00</b>	Self-liquidating		Transfers to Foreclosed Property	<b>6,525.29</b>
<b>RECREATION and CONSERVATION</b>		Other	<b>185,000</b>	Balance December 31, 1982	<b>5,239.47</b>
Beaches and Boardwalks		Total	<b>4,114,782</b>	<b>PROPERTY ACQUIRED BY DEED OR FORECLOSURE</b>	
Parks, Playgrounds, Shade Trees	<b>2,500.00</b>	<b>ISSUED AND OUTSTANDING</b>		Balance January 1, 1982	<b>1,400.00</b>
Land Reclamation & Conservation		School		Transfers From Taxes or Liens	<b>6,525.29</b>
Other Recreational Services		Self-Liquidating		Sale for Cash (1982)	<b>3,204.00</b>
<b>EDUCATION (excluding schools)</b>		Other	<b>185,000.00</b>	Cancelled, Abated or Adjusted (1982)	<b>3,321.29</b>
Libraries	<b>2,400.00</b>	Total	<b>185,000.00</b>	Balance December 31, 1982	<b>1,400.00</b>
Other Educational Services		<b>EQUALIZED VALUATION BASIS FOR NET DEBT COMPUTATION</b>	<b>64,784,493</b>	<b>CURRENT FINANCES DECEMBER 31, 1982</b>	
<b>STATUTORY EXPENDITURES</b>		<b>REAL PROPERTY VALUATIONS</b>		<b>ASSETS</b>	
Pensions & F. I. C. A.	<b>15,500.00</b>	Code Class # of Parcels % VAL'N		Cash Dec. 31, 1982	<b>2,475,704.09</b>
Employee Fringe Benefits	<b>4,577.24</b>	1 Vacant Land 186 2.25	<b>950,900.00</b>	Taxes Receivable	<b>100,703.24</b>
Other Statutory Expenditures	<b>1,000.00</b>	2 Residential 750 60.35	<b>25,506,500.00</b>	Tax Title Liens	<b>5,239.47</b>
CETA And Other Public Employment Programs		3 Farm 641 27.64	<b>11,680,300.00</b>	Foreclosed Property	<b>1,400.00</b>
<b>MUNICIPAL FUNCTIONS</b>		4a Commercial 51 7.92	<b>3,346,200.00</b>	Emergencies & Other Deferred Charges	<b>821.58</b>
<b>CAPITAL IMPROVEMENTS</b>	<b>*MEMO*</b>	4b Industrial 2 1.67	<b>705,700.00</b>	State and Federal Aid Receivable	<b>1,980.02</b>
<b>DEBT SERVICE</b>		4c Apartments 2 .17	<b>73,500.00</b>	Other Receivables	<b>4,352.24</b>
Principal Payments	<b>50,000.00</b>	Total 1632	<b>42,263,100.00</b>	Total	<b>2,590,200.64</b>
Interest Payments	<b>17,037.36</b>	Land Area 36.10 Sq. Miles		<b>LIABILITIES, RESERVES, AND SURPLUS</b>	
<b>DEFERRED CHARGES</b>	<b>1,358.88</b>	Net Valuation Taxable-Municipal	<b>43,270,326</b>	Cash Liabilities	<b>161,952.41</b>
<b>SCHOOL, COUNTY, SPECIAL DISTRICT TAXES</b>	<b>1,546,165.98</b>	Net Valuation Taxable-County	<b>67,762,218</b>	Reserves for Receivables	<b>111,694.95</b>
<b>RESERVE FOR UNCOLLECTED TAXES</b>	<b>124,400.00</b>	State Equalized Valuation	<b>73,887,827</b>	Surplus Dec. 31, 1982	<b>2,316,553.28</b>
<b>EXPENDITURES</b>	<b>TOTAL</b>	State Equalization Ratio	<b>57.99</b>	Total	<b>2,590,200.64</b>
	<b>2,132,387.43</b>				

1522

Population 1980 1,796  
 Population 1982 1,807  
 S & P Rating  
 Moody Rating

General Tax Rate Per \$100.

3.73  
 State Equalized Tax Rate  
 2.39

**PINE BEACH BOROUGH - OCEAN COUNTY**  
**Form of Government:**  
**Borough Council**  
**Number of Members on Governing Body - 6**

PER CAPITA:

Gross Debt 2,999.51  
 Net Debt 2,492.55  
 Debt Service 38.39  
 Total Tax Levy 657.32  
 Municipal Expenditures 250.96

PER CENT:

Gross Debt 12.21  
 Net Debt 10.15  
 Tax Levy Collected 93.96  
 Tax Levy Cancelled, Abated  
 or Adjusted

EXPENDITURES		REVENUES-REALIZED		1982 PROPERTY TAX	
<b>GENERAL GOVERNMENT</b>				<b>STATE EQUALIZED TAX RATE</b> →	
Governing Body & Public Boards		1982 Property Taxes Collected	1,114,484.91	Local District School Taxes	
Municipal Clerk		1982 Payments in Lieu of Taxes		Regional & Consolidated School Tax	1.54
Financial Administration	4,700.00	Delinquent Tax & Lien Collections	64,668.92	School Taxes in Municipal Budget	
Assessment of Taxes	3,675.00	Business Personalty Replacement Taxes	3,011.56	County Taxes	.42 *
Collection of Taxes	4,025.00	Taxes from Public Utilities	106,697.00	County Library Taxes	.02
Planning, Housing & Development	573.30	Other Miscellaneous Tax Revenues		Local Municipal Purpose Taxes	.40
Human Resources		State Aid Revenues	12,709.54	Veteran & Senior Citizen Taxes	
Elections		Federal Aid Revenues		Total Taxes for Rate Computation	2.38
General Administration (other)	49,249.97	State and Local Fiscal Assistance Act Utilized	15,318.00	Special District Taxes	
<b>JUDICIARY</b>		Sale of Acquired Property		Bank Corp. Taxes	1,717.47
Municipal Courts	4,941.98	Other Miscellaneous Revenues	81,809.98	Added and Omitted Taxes	5,424.54
<b>PUBLIC SAFETY</b>		Total	1,398,699.91	Total Taxes Levied - ABSTRACT	1,187,783.69
Fire Protection	13,000.00	Prior Years Surplus Appropriated	23,000.00	Total Taxes Billed	1,186,066.22
Police Protection	91,220.47	<b>REVENUES TOTAL</b>	1,421,699.91	<b>1982 TAXES COLLECTED</b>	1,114,484.91
Civil Defense & Disaster Control	10.00	Reserve For Uncollected Taxes	75,388.76	1982 Taxes Cancelled, Abated or Adjusted	
Environmental Inspection & Control	2,383.87	<b>CAPITAL OUTLAY TOTAL</b>	46,255.39	Transfer to Tax Title Liens or Foreclosed	
Other Public Safety		Public Enterprises		Balance Outstanding Dec. 31, 1982	71,581.31
<b>PUBLIC WORKS</b>		Recreation—Culture		<b>PRIOR YEARS TAXES OUTSTANDING</b>	
Streets and Drainage	37,468.42	Public Works	45,512.85	Balance January 1, 1982	63,702.01
Sewers and Sewage Processing	36,028.05	Buildings and Grounds	742.54	Collected in 1982	62,157.21
Garbage and Trash Disposal		Library and Education		Cancelled, Abated or Adjusted 1982	
Public Buildings and Grounds	22,892.75	Conservation		Transfers to Tax Title Liens or Foreclosed	
Other Public Works		All Other		Balance December 31, 1982	1,544.80
<b>HEALTH and WELFARE</b>				<b>TAX TITLE LIENS OUTSTANDING</b>	
Health Services Except Environmental		<b>CAPITAL DEBT AUTHORIZED, DECEMBER 31, 1982</b>		Balance January 1, 1982	16,814.37
Welfare-Public Assistance	250.00	<b>ISSUED AND UNISSUED GROSS DEBT</b>		Transfer From Taxes	
Hospitals, Clinics, First Aid		School	614,687	Redeemed in 1982	2,511.71
Animal, Insect, & Rodent Control	706.45	Self-liquidating	120,000	Cancelled, Abated or Adjusted (1982)	
Other Welfare Services		Other	4,685,430	Transfers to Foreclosed Property	
<b>RECREATION and CONSERVATION</b>		Total	5,420,117	Balance December 31, 1982	14,302.66
Beaches and Boardwalks	6,402.92	<b>ISSUED AND OUTSTANDING</b>		<b>PROPERTY ACQUIRED BY DEED OR FORECLOSURE</b>	
Parks, Playgrounds, Shade Trees	500.00	School	614,687.55	Balance January 1, 1982	10,400.00
Land Reclamation & Conservation		Self-Liquidating	120,000.00	Transfers From Taxes or Liens	
Other Recreational Services	409.24	Other	396,025.00	Sale for Cash (1982)	
<b>EDUCATION (excluding schools)</b>		Total	1,130,712.55	Cancelled, Abated or Adjusted (1982)	
Libraries		<b>EQUALIZED VALUATION BASIS FOR NET DEBT COMPUTATION</b>	44,377,009	Balance December 31, 1982	10,400.00
Other Educational Services		<b>REAL PROPERTY VALUATIONS</b>		<b>CURRENT FINANCES DECEMBER 31, 1982 ASSETS</b>	
<b>STATUTORY EXPENDITURES</b>		Code Class # of Parcels % VAL'N		Cash Dec. 31, 1982	751,016.49
Pensions & F. I. C. A.	19,198.39	1 Vacant Land 121 3.33	1,050,300.00	Taxes Receivable	73,126.11
Employee Fringe Benefits	10,079.19	2 Residential 756 90.82	28,626,150.00	Tax Title Liens	14,302.66
Other Statutory Expenditures	1,000.00	3 Farm		Foreclosed Property	10,400.00
<b>CETA And Other Public Employment Programs</b>		4a Commercial 17 5.85	1,842,400.00	Emergencies & Other Deferred Charges	
<b>MUNICIPAL FUNCTIONS TOTAL</b>	308,715.00	4b Industrial		State and Federal Aid Receivable	
<b>CAPITAL IMPROVEMENTS *MEMO*</b>	2,000.00	4c Apartments		Other Receivables	17,366.54
<b>DEBT SERVICE</b>		Total 894	31,518,850.00	Total	866,211.80
Principal Payments	31,375.00	Land Area .60 Sq. Miles		<b>LIABILITIES, RESERVES, AND SURPLUS</b>	
Interest Payments	38,000.00	Net Valuation Taxable-Municipal	31,652,040	Cash Liabilities	634,440.79
<b>DEFERRED CHARGES</b>		Net Valuation Taxable-County	44,939,525	Reserves for Receivables	115,195.31
SCHOOL, COUNTY, SPECIAL DISTRICT TAXES	982,241.68	State Equalized Valuation	49,227,972	Surplus Dec. 31, 1982	116,575.70
RESERVE FOR UNCOLLECTED TAXES	75,388.76	State Equalization Ratio	64.20	Total	866,211.80
<b>EXPENDITURES TOTAL</b>	1,435,720.44				



0428

Population 1980 8,684  
 Population 1982 8,916  
 S & P Rating  
 Moody Rating BAA1

General Tax Rate Per \$100.

3.70  
 State Equalized Tax Rate  
 3.14

## PINE HILL BOROUGH - CAMDEN COUNTY

## Form of Government:

## Borough Council

## Number of Members on Governing Body - 6

## PER CAPITA:

Gross Debt 241.25  
 Net Debt 112.02  
 Debt Service 14.51  
 Total Tax Levy 369.39  
 Municipal Expenditures 187.71

## PER CENT:

Gross Debt 2.27  
 Net Debt 1.05  
 Tax Levy Collected 93.34  
 Tax Levy Cancelled, Abated  
 or Adjusted

EXPENDITURES		REVENUES-REALIZED		1982 PROPERTY TAX	
GENERAL GOVERNMENT				STATE EQUALIZED TAX RATE →	
Governing Body & Public Boards		1982 Property Taxes Collected	3,076,032.19	Local District School Taxes .80	824,757.50
Municipal Clerk		1982 Payments in Lieu of Taxes	76,161.85	Regional & Consolidated School Tax .69	712,400.71
Financial Administration	17,500.00	Delinquent Tax & Lien Collections	162,296.45	School Taxes in Municipal Budget	
Assessment of Taxes	24,125.00	Business Personalty Replacement Taxes	9,757.36	County Taxes 1.11 *	1,139,409.27
Collection of Taxes	22,600.00	Taxes from Public Utilities	458,442.00	County Library Taxes .03	26,370.00
Planning, Housing & Development	10,247.00	Other Miscellaneous Tax Revenues		Local Municipal Purpose Taxes .51	520,041.50
Human Resources		State Aid Revenues	151,705.54	Veteran & Senior Citizen Taxes	72,675.00
Elections	5,000.00	Federal Aid Revenues		Total Taxes for Rate Computation 3.14	3,255,653.98
General Administration (other)	164,002.57	State and Local Fiscal Assistance Act Utilized	48,656.00	Special District Taxes	
JUDICIARY		Sale of Acquired Property	14,372.42	Bank Corp. Taxes	439.22
Municipal Courts	30,480.00	Other Miscellaneous Revenues	156,996.33	Added and Omitted Taxes	70,036.71
PUBLIC SAFETY		Total	4,234,420.14	Total Taxes Levied - ABSTRACT	3,293,454.91
Fire Protection	71,446.00	Prior Years Surplus Appropriated	340,000.00	Total Taxes Billed	3,255,552.57
Police Protection	425,511.00	REVENUES TOTAL	4,574,420.14	1982 TAXES COLLECTED	3,076,032.19
Civil Defense & Disaster Control	100.00	Reserve For Uncollected Taxes	259,485.52	1982 Taxes Cancelled, Abated or Adjusted	
Environmental Inspection & Control	30,754.00	CAPITAL OUTLAY TOTAL	51,489.00	Transfer to Tax Title Liens or Foreclosed	26,274.90
Other Public Safety				Balance Outstanding Dec. 31, 1982	193,245.48
PUBLIC WORKS				PRIOR YEARS TAXES OUTSTANDING	
Streets and Drainage	112,000.00	Public Enterprises		Balance January 1, 1982	146,955.98
Sewers and Sewage Processing		Recreation—Culture		Collected in 1982	132,510.08
Garbage and Trash Disposal	160,000.00	Public Works		Cancelled, Abated or Adjusted 1982	
Public Buildings and Grounds	54,273.00	Buildings and Grounds	51,489.00	Transfers to Tax Title Liens or Foreclosed	14,443.61
Other Public Works		Library and Education		Balance December 31, 1982	2.29
HEALTH and WELFARE		Conservation		TAX TITLE LIENS OUTSTANDING	
Health Services Except Environmental	3,686.00	All Other		Balance January 1, 1982	56,356.02
Welfare-Public Assistance	7,420.00	CAPITAL DEBT AUTHORIZED, DECEMBER 31, 1982		Transfer From Taxes	42,424.67
Hospitals, Clinics, First Aid		ISSUED AND UNISSUED		Redeemed in 1982	32,475.21
Animal, Insect, & Rodent Control	2,880.00	School	1,152,153	Cancelled, Abated or Adjusted (1982)	
Other Welfare Services		Self-liquidating		Transfers to Foreclosed Property	
RECREATION and CONSERVATION		Other	998,806	Balance December 31, 1982	66,305.48
Beaches and Boardwalks		Total	2,150,959	PROPERTY ACQUIRED BY DEED OR	
Parks, Playgrounds, Shade Trees	15,000.00			FORECLOSURE	
Land Reclamation & Conservation		ISSUED AND OUTSTANDING		Balance January 1, 1982	115,550.00
Other Recreational Services	17,150.00	School	1,079,216.64	Transfers From Taxes or Liens	
EDUCATION (excluding schools)		Self-liquidating		Sale for Cash (1982)	
Libraries		Other	558,806.55	Cancelled, Abated or Adjusted (1982)	
Other Educational Services		Total	2,078,023.19	Balance December 31, 1982	115,550.00
STATUTORY EXPENDITURES		EQUALIZED VALUATION BASIS		CURRENT FINANCES DECEMBER 31, 1982	
Pensions & F. I. C. A.	105,326.54	FOR NET DEBT COMPUTATION	54,685,684	ASSETS	
Employee Fringe Benefits	23,650.00	REAL PROPERTY VALUATIONS		Cash Dec. 31, 1982	739,158.53
Other Statutory Expenditures	12,000.00	Code Class # of Parcels % VAL'N	ASSESSED VALUATION	Taxes Receivable	193,247.77
CETA And Other Public Employment Programs		1 Vacant Land 563 6.93	5,966,500.00	Tax Title Liens	66,305.48
MUNICIPAL FUNCTIONS TOTAL	1,265,151.11	2 Residential 2263 78.06	67,187,100.00	Foreclosed Property	115,550.00
CAPITAL IMPROVEMENTS *MEMO*	10,000.00	3 Farm 4 .05	40,100.00	Emergencies & Other Deferred Charges	6,757.65
DEBT SERVICE		4a Commercial 40 3.59	3,053,400.00	State and Federal Aid Receivable	32,451.32
Principal Payments	48,840.00	4b Industrial 4 .55	474,200.00	Other Receivables	69,324.73
Interest Payments	60,544.07	4c Apartments 6 10.82	9,312,000.00	Total	1,222,795.48
		Total 2880	86,073,300.00	LIABILITIES, RESERVES, AND SURPLUS	
DEFERRED CHARGES	19,604.87	Land Area 3.97 Sq. Miles		Cash Liabilities	210,651.55
SCHOOL, COUNTY, SPECIAL DISTRICT TAXES	2,702,937.46	Net Valuation Taxable-Municipal	87,058,306	Reserves for Receivables	444,427.98
RESERVE FOR UNCOLLECTED TAXES	259,485.52	Net Valuation Taxable-County	57,492,807	Surplus Dec. 31, 1982	567,715.95
EXPENDITURES TOTAL	4,376,563.05	State Equalized Valuation	102,570,395	Total	1,222,795.48
		State Equalization Ratio	84.73		

0429

Population 1980 23  
 Population 1982 24  
 S & P Rating  
 Moody Rating

General Tax Rate Per \$100. 3.08  
 State Equalized Tax Rate 4.54

## PINE VALLEY BOROUGH - CAMDEN CO.

## Form of Government:

Commission (1911)

Number of Members on Governing Body - 3

## PER CAPITA:

Gross Debt  
 Net Debt  
 Debt Service  
 Total Tax Levy 2,942.05  
 Municipal Expenditures 2,417.00

## PER CENT:

Gross Debt  
 Net Debt  
 Tax Levy Collected 100.00  
 Tax Levy Cancelled, Abated or Adjusted

EXPENDITURES		REVENUES-REALIZED		1982 PROPERTY TAX	
<b>GENERAL GOVERNMENT</b>				STATE EQUALIZED TAX RATE →	
Governing Body & Public Boards		1982 Property Taxes Collected 70,647.43		Local District School Taxes	
Municipal Clerk				Regional & Consolidated School Tax	
Financial Administration	550.00			School-Taxes in Municipal Budget	
Assessment of Taxes	600.00			County Taxes 1.21 *	
Collection of Taxes	990.00			County Library Taxes .03	
Planning, Housing & Development				Local Municipal Purpose Taxes 3.30	
Human Resources				Veteran & Senior Citizen Taxes	
Elections	1,800.00			Total Taxes for Rate Computation 4.54	
General Administration (other)	5,028.00			Special District Taxes	
<b>JUDICIARY</b>				Bank Corp. Taxes	
Municipal Courts	509.85			Added and Omitted Taxes	
<b>PUBLIC SAFETY</b>				Total Taxes Levied - ABSTRACT	
Fire Protection	300.00			Total Taxes Billed	
Police Protection	36,440.15			1982 TAXES COLLECTED	
Civil Defense & Disaster Control				1982 Taxes Cancelled, Abated or Adjusted	
Environmental Inspection & Control	1,570.00			Transfer to Tax Title Liens or Foreclosed	
Other Public Safety				Balance Outstanding Dec. 31, 1982	
<b>PUBLIC WORKS</b>				<b>PRIOR YEARS TAXES OUTSTANDING</b>	
Streets and Drainage				Balance January 1, 1982	
Sewers and Sewage Processing	4,400.00			Collected in 1982	
Garbage and Trash Disposal				Cancelled, Abated or Adjusted 1982	
Public Buildings and Grounds				Transfers to Tax Title Liens or Foreclosed	
Other Public Works	695.00			Balance December 31, 1982	
<b>HEALTH and WELFARE</b>				<b>TAX TITLE LIENS OUTSTANDING</b>	
Health Services Except Environmental				Balance January 1, 1982	
Welfare-Public Assistance				Transfer From Taxes	
Hospitals, Clinics, First Aid				Redeemed in 1982	
Animal, Insect, & Rodent Control				Cancelled, Abated or Adjusted (1982)	
Other Welfare Services				Transfers to Foreclosed Property	
<b>RECREATION and CONSERVATION</b>				Balance December 31, 1982	
Beaches and Boardwalks				<b>PROPERTY ACQUIRED BY DEED OR FORECLOSURE</b>	
Parks, Playgrounds, Shade Trees				Balance January 1, 1982	
Land Reclamation & Conservation				Transfers From Taxes or Liens	
Other Recreational Services				Sale for Cash (1982)	
<b>EDUCATION (excluding schools)</b>				Cancelled, Abated or Adjusted (1982)	
Libraries				Balance December 31, 1982	
Other Educational Services				<b>CURRENT FINANCES DECEMBER 31, 1982</b>	
<b>STATUTORY EXPENDITURES</b>				<b>ASSETS</b>	
Pensions & F. I. C. A.	4,600.00			Cash Dec. 31, 1982	
Employee Fringe Benefits				Taxes Receivable	
Other Statutory Expenditures	525.00			Tax Title Liens	
CETA And Other Public Employment Programs				Foreclosed Property	
<b>MUNICIPAL FUNCTIONS TOTAL</b>	<b>58,008.00</b>			Emergencies & Other Deferred Charges	
<b>CAPITAL IMPROVEMENTS *MEMO*</b>				State and Federal Aid Receivable	
<b>DEBT SERVICE</b>				Other Receivables	
Principal Payments				Total	
Interest Payments				16,532.62	
<b>DEFERRED CHARGES</b>				<b>LIABILITIES, RESERVES, AND SURPLUS</b>	
SCHOOL, COUNTY, SPECIAL DISTRICT TAXES	19,301.23			Cash Liabilities	
RESERVE FOR UNCOLLECTED TAXES				Reserves for Receivables	
<b>EXPENDITURES TOTAL</b>	<b>77,309.23</b>			Surplus Dec. 31, 1982	
				Total	
				9,603.25	
				16,532.62	



1217

Population 1980 42,223  
 Population 1982 42,862  
 S & P Rating AA-  
 Moody Rating AA

General Tax Rate Per \$100.

3.79

State Equalized Tax Rate

2.18

**PISCATAWAY TWP. - MIDDLESEX COUNTY****Form of Government:****Mayor-Council Plan F (OMCL 50)****Number of Members on Governing Body - 7****PER CAPITA:**

Gross Debt 728.73  
 Net Debt 304.87  
 Debt Service 22.43  
 Total Tax Levy 703.80  
 Municipal Expenditures 250.23

**PER CENT:**

Gross Debt 2.73  
 Net Debt 1.14  
 Tax Levy Collected 97.85  
 Tax Levy Cancelled, Abated or Adjusted .10

EXPENDITURES		REVENUES-REALIZED		1982 PROPERTY TAX	
<b>GENERAL GOVERNMENT</b>				<b>STATE EQUALIZED TAX RATE</b> →	
Governing Body & Public Boards	28,100.00	1982 Property Taxes Collected	29,546,579.24	Local District School Taxes 1.40	18,709,120.00
Municipal Clerk	57,130.00	1982 Payments in Lieu of Taxes		Regional & Consolidated School Tax	
Financial Administration	135,650.00	Delinquent Tax & Lien Collections	706,162.15	School Taxes in Municipal Budget	
Assessment of Taxes	107,215.00	Business Personalty Replacement Taxes	829,027.20	County Taxes .55	7,315,257.70
Collection of Taxes	88,800.00	Taxes from Public Utilities	2,534,054.00	County Library Taxes	
Planning, Housing & Development	140,132.00	Other Miscellaneous Tax Revenues		Local Municipal Purpose Taxes .23	3,090,017.80
Human Resources	75,490.00	State Aid Revenues	571,784.60	Veteran & Senior Citizen Taxes	230,725.00
Elections	12,000.00	Federal Aid Revenues		Total Taxes for Rate Computation 2.18	29,345,120.50
General Administration (other)	805,379.00	State and Local Fiscal Assistance Act Utilized	528,339.46	Special District Taxes	631,994.00
<b>JUDICIARY</b>		Sale of Acquired Property	287,570.00	Bank Corp Taxes	18,393.15
Municipal Courts	114,440.00	Other Miscellaneous Revenues	1,207,095.23	Added and Omitted Taxes	401,606.48
<b>PUBLIC SAFETY</b>		Total	36,610,611.88	Total Taxes Levied - ABSTRACT	30,166,389.13
Fire Protection	660.00	Prior Years Surplus Appropriated	1,371,000.00	Total Taxes Billed	30,196,757.56
Police Protection	2,720,723.46	REVENUES TOTAL	37,981,611.88	1982 TAXES COLLECTED	29,546,579.24
Civil Defense & Disaster Control	2,628.00	Reserve For Uncollected Taxes	905,000.00	1982 Taxes Cancelled, Abated or Adjusted	30,805.93
Environmental Inspection & Control	204,125.00			Transfer to Tax Title Liens or Foreclosed	84,070.56
Other Public Safety		<b>CAPITAL OUTLAY TOTAL</b>	<b>1,544,728.27</b>	Balance Outstanding Dec. 31, 1982	535,301.83
<b>PUBLIC WORKS</b>		Public Enterprises	183,098.50	<b>PRIOR YEARS TAXES OUTSTANDING</b>	
Streets and Drainage	809,990.00	Recreation—Culture	249,796.66	Balance January 1, 1982	629,831.11
Sewers and Sewage Processing	57,840.00	Public Works	921,861.95	Collected in 1982	613,528.65
Garbage and Trash Disposal	144,960.00	Buildings and Grounds	79,489.60	Cancelled, Abated or Adjusted 1982	5,334.72
Public Buildings and Grounds	363,300.00	Library and Education	110,481.16	Transfers to Tax Title Liens or Foreclosed	20,084.15
Other Public Works	525,075.00	Conservation		Balance December 31, 1982	883.59
<b>HEALTH and WELFARE</b>		All Other		<b>TAX TITLE LIENS OUTSTANDING</b>	
Health Services Except Environmental	199,264.00			Balance January 1, 1982	216,105.51
Welfare-Public Assistance	22,000.00	<b>CAPITAL DEBT AUTHORIZED, DECEMBER 31, 1982</b>		Transfer From Taxes	112,911.75
Hospitals, Clinics, First Aid	700.00	<b>ISSUED AND UNISSUED GROSS DEBT</b>		Redeemed in 1982	92,633.50
Animal, Insect, & Rodent Control		School 11,462,000		Cancelled, Abated or Adjusted (1982)	
Other Welfare Services	14,285.00	Self-liquidating 6,896,350	445,238	Transfers to Foreclosed Property	
<b>RECREATION and CONSERVATION</b>		Other 12,876,320	12,622,095	Balance December 31, 1982	236,383.80
Beaches and Boardwalks		Total 31,234,670	13,067,333	<b>PROPERTY ACQUIRED BY DEED OR FORECLOSURE</b>	
Parks, Playgrounds, Shode Trees	248,170.00	<b>ISSUED AND OUTSTANDING</b>		Balance January 1, 1982	4,013,900.00
Land Reclamation & Conservation	25,430.00	School 11,462,000.00		Transfers From Taxes or Liens	
Other Recreational Services	288,875.00	Self-liquidating 6,434,500.00		Sale for Cash (1982)	
<b>EDUCATION (excluding schools)</b>		Other 10,517,000.00		Cancelled, Abated or Adjusted (1982)	100,900.00
Libraries	474,400.00	Total 28,413,500.00		Balance December 31, 1982	3,913,000.00
Other Educational Services	51,030.00	<b>EQUALIZED VALUATION BASIS</b>		<b>CURRENT FINANCES DECEMBER 31, 1982</b>	
<b>STATUTORY EXPENDITURES</b>		<b>FOR NET DEBT COMPUTATION</b>	<b>1,145,854,938</b>	<b>ASSETS</b>	
Pensions & F. I. C. A.	724,915.05	<b>REAL PROPERTY VALUATIONS</b>		Cash Dec. 31, 1982	1,888,723.93
Employee Fringe Benefits	381,000.00	Code Class # of Parcels % VAL'N		Taxes Receivable	536,185.42
Other Statutory Expenditures	35,000.00	1 Vacant Land 1204 4.19	31,402,900.00	Tax Title Liens	236,383.80
<b>CETA And Other Public Employment Programs</b>		2 Residential 8665 47.44	355,300,300.00	Foreclosed Property	3,913,000.00
<b>MUNICIPAL FUNCTIONS TOTAL</b>	<b>8,858,710.55</b>	3 Farm 65 .41	3,005,100.00	Emergencies & Other Deferred Charges	
<b>CAPITAL IMPROVEMENTS *MEMO*</b>	<b>140,000.00</b>	4a Commercial 178 3.91	29,251,400.00	State and Federal Aid Receivable	
<b>DEBT SERVICE</b>		4b Industrial 138 37.97	284,417,500.00	Other Receivables	104,610.64
Principal Payments	365,000.00	4c Apartments 20 6.09	45,590,300.00	Total	6,678,903.79
Interest Payments	596,465.00	Total 10270	748,567,500.00	<b>LIABILITIES, RESERVES, AND SURPLUS</b>	
<b>DEFERRED CHARGES</b>		Land Area 18.90 Sq. Miles		Cash Liabilities	627,193.80
SCHOOL, COUNTY, SPECIAL DISTRICT TAXES	26,656,371.70	Net Valuation Taxable-Municipal	769,257,108	Reserves for Receivables	4,790,179.86
RESERVE FOR UNCOLLECTED TAXES	905,000.00	Net Valuation Taxable-County	1,305,823,228	Surplus Dec. 31, 1982	1,261,530.13
<b>EXPENDITURES TOTAL</b>	<b>37,381,547.25</b>	State Equalized Valuation	1,320,818,399	Total	6,678,903.79
		State Equalization Ratio	57.55		

Population 1980 9,744  
 Population 1982 9,696  
 S & P Rating  
 Moody Rating

General Tax Rate Per \$100. 2.64  
 State Equalized Tax Rate 2.67

# PITMAN BOROUGH - GLOUCESTER COUNTY

## Form of Government:

### Borough Council

## Number of Members on Governing Body - 6

## PER CAPITA:

Gross Debt 272.63  
 Net Debt 107.41  
 Debt Service 32.83  
 Total Tax Levy 452.63  
 Municipal Expenditures 213.43

## PER CENT:

Gross Debt 1.75  
 Net Debt .69  
 Tax Levy Collected 95.46  
 Tax Levy Cancelled, Abated or Adjusted .22

EXPENDITURES		REVENUES-REALIZED		1982 PROPERTY TAX	
<b>GENERAL GOVERNMENT</b>				STATE EQUALIZED TAX RATE →	
Governing Body & Public Boards		1982 Property Taxes Collected	4,151,991.59	Local District School Taxes 1.33	2,158,597.25
Municipal Clerk		1982 Payments in Lieu of Taxes		Regional & Consolidated School Tax	
Financial Administration	19,129.98	Delinquent Tax & Lien Collections	165,054.38	School Taxes in Municipal Budget	
Assessment of Taxes	12,019.82	Business Personality Replacement Taxes	120,456.56	County Taxes .60	978,350.53
Collection of Taxes	20,138.36	Taxes from Public Utilities	410,349.00	County Library Taxes .02	27,273.87
Planning, Housing & Development	7,180.42	Other Miscellaneous Tax Revenues		Local Municipal Purpose Taxes .70	1,140,630.00
Human Resources		State Aid Revenues	138,021.27	Veteran & Senior Citizen Taxes	96,775.00
Elections	5,841.67	Federal Aid Revenues		Total Taxes for Rate Computation 2.65	4,401,626.65
General Administration (other)	186,246.54	State and Local Fiscal Assistance Act Utilized	34,000.00	Special District Taxes	65,393.53
<b>JUDICIARY</b>		Sale of Acquired Property		Bank Corp. Taxes	12,757.88
Municipal Courts	19,266.05	Other Miscellaneous Revenues	230,250.22	Added and Omitted Taxes	5,691.69
<b>PUBLIC SAFETY</b>		Total	5,290,123.02	Total Taxes Levied - ABSTRACT	4,388,694.75
Fire Protection	37,992.44	Prior Years Surplus Appropriated	21,120.09	Total Taxes Billed	4,391,406.91
Police Protection	440,954.77	REVENUES TOTAL	5,311,243.11	1982 TAXES COLLECTED	4,191,991.59
Civil Defense & Disaster Control	129.45	Reserve For Uncollected Taxes	210,627.10	1982 Taxes Cancelled, Abated or Adjusted	9,571.34
Environmental Inspection & Control	35,196.10	CAPITAL OUTLAY TOTAL	180,705.09	Transfer to Tax Title Liens or Foreclosed	8,592.73
Other Public Safety				Balance Outstanding Dec. 31, 1982	181,251.25
<b>PUBLIC WORKS</b>				PRIOR YEARS TAXES OUTSTANDING	
Streets and Drainage	206,675.05	Public Enterprises	24,875.50	Balance January 1, 1982	171,487.89
Sewers and Sewage Processing		Recreation—Culture	96,545.00	Collected in 1982	154,438.60
Garbage and Trash Disposal	149,984.35	Public Works		Cancelled, Abated or Adjusted 1982	798.67
Public Buildings and Grounds	59,028.00	Buildings and Grounds	59,284.59	Transfers to Tax Title Liens or Foreclosed	4,075.05
Other Public Works		Library and Education		Balance December 31, 1982	12,175.57
<b>HEALTH and WELFARE</b>		Conservation		TAX TITLE LIENS OUTSTANDING	
Health Services Except Environmental	1,503.87	All Other		Balance January 1, 1982	12,313.82
Welfare-Public Assistance	15,589.77	CAPITAL DEBT AUTHORIZED, DECEMBER 31, 1982		Transfer From Taxes	12,853.26
Hospitals, Clinics, First Aid		ISSUED AND UNISSUED		Redeemed in 1982	10,615.78
Animal, Insect, & Rodent Control		School	1,564,000	Cancelled, Abated or Adjusted (1982)	
Other Welfare Services		Self-liquidating	211,400	Transfers to Foreclosed Property	
<b>RECREATION and CONSERVATION</b>		Other	868,062	Balance December 31, 1982	14,551.30
Beaches and Boardwalks		Total	2,643,462	PROPERTY ACQUIRED BY DEED OR	
Parks, Playgrounds, Shade Trees	42,839.28	ISSUED AND OUTSTANDING		FORECLOSURE	
Land Reclamation & Conservation	300.00	School	1,564,000.00	Balance January 1, 1982	14,815.00
Other Recreational Services	15,488.13	Self-Liquidating	211,400.00	Transfers From Taxes or Liens	
<b>EDUCATION (excluding schools)</b>		Other	857,338.00	Sale for Cash (1982)	
Libraries	60,954.69	Total	2,632,738.00	Cancelled, Abated or Adjusted (1982)	
Other Educational Services		EQUALIZED VALUATION BASIS		Balance December 31, 1982	14,815.00
<b>STATUTORY EXPENDITURES</b>		FOR NET DEBT COMPUTATION	151,326,623	CURRENT FINANCES DECEMBER 31, 1982	
Pensions & F. I. C. A.	133,624.91	REAL PROPERTY VALUATIONS		ASSETS	
Employee Fringe Benefits	43,210.45	Code Class # of Parcels % VAL'N	ASSESSED VALUATION	Cash Dec. 31, 1982	425,549.01
Other Statutory Expenditures	5,000.00	1 Vacant Land 125 1.26	2,050,550.00	Taxes Receivable	193,426.82
CETA And Other Public Employment Programs		2 Residential 2765 81.88	132,876,700.00	Tax Title Liens	14,551.30
<b>MUNICIPAL FUNCTIONS</b>		3 Farm 6 .08	126,100.00	Foreclosed Property	14,815.00
CAPITAL IMPROVEMENTS *MEMO*	50,000.00	4a Commercial 148 8.08	13,109,100.00	Emergencies & Other Deferred Charges	76,701.58
<b>DEBT SERVICE</b>		4b Industrial 2 6.64	10,769,500.00	State and Federal Aid Receivable	
Principal Payments	224,044.10	4c Apartments 6 2.07	3,355,700.00	Other Receivables	322,581.16
Interest Payments	94,268.47	Total 3052	162,287,650.00	Total	1,047,624.87
<b>DEFERRED CHARGES</b>		Land Area 2.26 Sq. Miles		LIABILITIES, RESERVES, AND SURPLUS	
SCHOOL, COUNTY, SPECIAL DISTRICT TAXES	3,229,615.18	Net Valuation Taxable-Municipal	163,648,549	Cash Liabilities	251,070.63
RESERVE FOR UNCOLLECTED TAXES	210,627.10	Net Valuation Taxable-County	157,430,962	Reserves for Receivables	545,374.28
<b>EXPENDITURES</b>		State Equalized Valuation	161,994,390	Surplus Dec. 31, 1982	251,179.96
TOTAL	5,259,079.14	State Equalization Ratio	101.03	Total	1,047,624.87



1710

Population 1980 6,954

Population 1982 7,412

S &amp; P Rating

Moody Rating

General Tax Rate Per \$100.

2.94

State Equalized Tax Rate

2.26

## PITTSBURGH TOWNSHIP – SALEM COUNTY

## Form of Government:

## Township Committee

## Number of Members on Governing Body – 5

## PER CAPITA:

Gross Debt 429.57

Net Debt

Debt Service

Total Tax Levy 351.30

Municipal Expenditures 145.61

## PER CENT:

Gross Debt 3.28

Net Debt

Tax Levy Collected 88.58

Tax Levy Cancelled, Abated  
or Adjusted .25

EXPENDITURES		REVENUES-REALIZED		1982 PROPERTY TAX	
GENERAL GOVERNMENT				STATE EQUALIZED TAX RATE 1.45	
Governing Body & Public Boards				Local District School Taxes 1.45	
Municipal Clerk				Regional & Consolidated School Tax	
Financial Administration	28,050.00			School Taxes in Municipal Budget	
Assessment of Taxes	32,500.00			County Taxes .80	
Collection of Taxes	32,300.00			County Library Taxes	
Planning, Housing & Development	15,517.00			Local Municipal Purpose Taxes	
Human Resources				Veteran & Senior Citizen Taxes	
Elections	2,200.00			Total Taxes for Rate Computation 2.25	
General Administration (other)	119,100.00			Special District Taxes	
JUDICIARY				Bank Corp. Taxes	
Municipal Courts	31,050.00			Added and Omitted Taxes	
PUBLIC SAFETY				Total Taxes Levied - ABSTRACT	
Fire Protection	4,250.00			Total Taxes Billed	
Police Protection	10,100.00			1982 TAXES COLLECTED	
Civil Defense & Disaster Control	500.00			1982 Taxes Cancelled, Abated or Adjusted	
Environmental Inspection & Control	15,420.00			Transfer to Tax Title Liens or Foreclosed	
Other Public Safety				Balance Outstanding Dec. 31, 1982	
PUBLIC WORKS				PRIOR YEARS TAXES OUTSTANDING	
Streets and Drainage	206,417.00			Balance January 1, 1982	
Sewers and Sewage Processing				Collected in 1982	
Garbage and Trash Disposal	105,000.00			Cancelled, Abated or Adjusted 1982	
Public Buildings and Grounds	53,500.00			Transfers to Tax Title Liens or Foreclosed	
Other Public Works				Balance December 31, 1982	
HEALTH and WELFARE				TAX TITLE LIENS OUTSTANDING	
Health Services Except Environmental	1,000.00			Balance January 1, 1982	
Welfare-Public Assistance	2,000.00			Transfer From Taxes	
Hospitals, Clinics, First Aid	4,500.00			Redeemed in 1982	
Animal, Insect, & Rodent Control	15,150.00			Cancelled, Abated or Adjusted (1982)	
Other Welfare Services				Transfers to Foreclosed Property	
RECREATION and CONSERVATION				Balance December 31, 1982	
Beaches and Boardwalks				PROPERTY ACQUIRED BY DEED OR FORECLOSURE	
Parks, Playgrounds, Shade Trees				Balance January 1, 1982	
Land Reclamation & Conservation				Transfers From Taxes or Liens	
Other Recreational Services	500.00			Sale for Cash (1982)	
EDUCATION (excluding schools)				Cancelled, Abated or Adjusted (1982)	
Libraries				Balance December 31, 1982	
Other Educational Services				CURRENT FINANCES DECEMBER 31, 1982	
STATUTORY EXPENDITURES				ASSETS	
Pensions & F. I. C. A.	40,000.00			Cash Dec. 31, 1982	
Employee Fringe Benefits	20,000.00			Taxes Receivable	
Other Statutory Expenditures	3,000.00			Tax Title Liens	
CETA And Other Public Employment Programs				Foreclosed Property	
MUNICIPAL FUNCTIONS TOTAL	742,054.00			Emergencies & Other Deferred Charges	
CAPITAL IMPROVEMENTS *MEMO*	220,000.00			State and Federal Aid Receivable	
DEBT SERVICE				Other Receivables	
Principal Payments				Total	
Interest Payments				LIABILITIES, RESERVES, AND SURPLUS	
DEFERRED CHARGES	3,000.00			Cash Liabilities	
SCHOOL, COUNTY, SPECIAL DISTRICT TAXES	2,577,119.17			Reserves for Receivables	
RESERVE FOR UNCOLLECTED TAXES	334,230.00			Surplus Dec. 31, 1982	
EXPENDITURES TOTAL	3,656,403.17			Total	

Population 1980 45,555  
 Population 1982 45,329  
 S & P Rating A+  
 Moody Rating A

General Tax Rate Per \$100.

State Equalized Tax Rate 5.27  
 3.61

## PLAINFIELD CITY - UNION COUNTY

## Form of Government:

Special Charter (P.L. 1968 c. 159)

Number of Members on Governing Body - 7

## PER CAPITA.

Grass Debt 342.73  
 Net Debt 193.77  
 Debt Service 32.04  
 Total Tax Levy 464.61  
 Municipal Expenditures 451.33

PER CENT.  
 Grass Debt 2.94  
 Net Debt 1.66  
 Tax Levy Collected 93.21  
 Tax Levy Cancelled, Abated or Adjusted .30

EXPENDITURES		REVENUES-REALIZED		1982 PROPERTY TAX	
GENERAL GOVERNMENT		1982 Property Taxes Collected		STATE EQUALIZED TAX RATE	
Governing Body & Public Boards	132,363.00	1982 Payments in Lieu of Taxes	19,584,038.46	Local District School Taxes	1.50
Municipal Clerk	53,685.49	Delinquent Tax & Lien Collections	87,560.90	Regional & Consolidated School Tax	
Financial Administration	346,868.45	Business Personalty Replacement Taxes	1,083,710.67	School Taxes in Municipal Budget	.03
Assessment of Taxes	43,061.00	Taxes from Public Utilities	836,728.88	County Taxes	.51
Collection of Taxes	68,920.00	Other Miscellaneous Tax Revenues	2,238,286.00	County Library Taxes	
Planning, Housing & Development	257,140.31	State Aid Revenues	3,451,179.04	Local Municipal Purpose Taxes	1.57
Human Resources	1,029,489.26	Federal Aid Revenues	145,861.85	Veteran & Senior Citizen Taxes	
Elections		State and Local Fiscal Assistance Act Utilized	679,475.62	Total Taxes for Rate Computation	3.61
General Administration (other)	2,943,325.96	Sale of Acquired Property		Special District Taxes	
JUDICIARY		Other Miscellaneous Revenues	1,368,523.17	Bank Corp. Taxes	70,160.81
Municipal Courts	226,682.00	Total	29,475,364.59	Added and Omitted Taxes	27,478.65
PUBLIC SAFETY		Prior Years Surplus Appropriated	1,275,226.00	Total Taxes Levied - ABSTRACT	21,060,330.98
Fire Protection	2,953,440.83	REVENUES TOTAL	30,750,590.59	Total Taxes Billed	21,010,725.72
Police Protection	2,876,937.82	Reserve For Uncollected Taxes	1,467,388.38	1982 TAXES COLLECTED	19,584,038.46
Civil Defense & Disaster Control	5,725.00	CAPITAL OUTLAY TOTAL	2,721,963.76	1982 Taxes Cancelled, Abated or Adjusted	63,166.04
Environmental Inspection & Control	237,631.00	Public Enterprises		Transfer to Tax Title Liens or Foreclosed	255,102.82
Other Public Safety		Recreation—Culture	29,881.00	Balance Outstanding Dec. 31, 1982	1,108,418.40
PUBLIC WORKS		Public Works	1,780,971.85	PRIOR YEARS TAXES OUTSTANDING	
Streets and Drainage	641,741.15	Buildings and Grounds	181,397.35	Balance January 1, 1982	931,102.70
Sewers and Sewage Processing		Library and Education	729,713.56	Collected in 1982	816,941.58
Garbage and Trash Disposal		Conservation		Cancelled, Abated or Adjusted 1982	13,700.50
Public Buildings and Grounds	400.00	All Other		Transfers to Tax Title Liens or Foreclosed	25,841.82
Other Public Works	1,356,613.91	CAPITAL DEBT AUTHORIZED, DECEMBER 31, 1982		Balance December 31, 1982	74,618.80
HEALTH and WELFARE		ISSUED AND UNISSUED GROSS DEBT NET DEBT		TAX TITLE LIENS OUTSTANDING	
Health Services Except Environmental	644,289.31	School	6,752,000	Balance January 1, 1982	495,021.78
Welfare-Public Assistance	150,000.00	Self-liquidating		Transfer From Taxes	288,023.99
Hospitals, Clinics, First Aid	50,000.00	Other	8,783,417	Redeemed in 1982	266,769.09
Animal, Insect, & Rodent Control	22,104.00	Total	15,535,417	Cancelled, Abated or Adjusted (1982)	510.64
Other Welfare Services	138,652.03	ISSUED AND OUTSTANDING		Transfers to Foreclosed Property	66,792.34
RECREATION and CONSERVATION		School	6,752,000.00	Balance December 31, 1982	448,973.70
Beaches and Boardwalks		Self-Liquidating		PROPERTY ACQUIRED BY DEED OR FORECLOSURE	
Parks, Playgrounds, Shade Trees	35,000.00	Other	6,532,500.00	Balance January 1, 1982	1,410,900.00
Land Reclamation & Conservation		Total	13,284,500.00	Transfers From Taxes or Liens	66,792.34
Other Recreational Services	314,853.96	EQUALIZED VALUATION BASIS FOR NET DEBT COMPUTATION	528,556,269	Sale for Cash (1982)	
EDUCATION (excluding schools)		REAL PROPERTY VALUATIONS		Cancelled, Abated or Adjusted (1982)	
Libraries	449,857.00	Code Class # of Parcels % VAL'N ASSESSED VALUATION		Balance December 31, 1982	1,477,692.34
Other Educational Services	13,800.00	1 Vacant Land 437 .88 3,373,025.00		CURRENT FINANCES DECEMBER 31, 1982	
STATUTORY EXPENDITURES		2 Residential 8784 72.89 280,547,400.00		ASSETS	
Pensions & F. I. C. A.	2,185,491.62	3 Farm 1 4,300.00		Cash Dec. 31, 1982	4,320,891.42
Employee Fringe Benefits		4a Commercial 753 14.67 56,446,400.00		Taxes Receivable	1,183,037.20
Other Statutory Expenditures	62,000.00	4b Industrial 80 3.68 14,167,100.00		Tax Title Liens	448,973.70
CETA And Other Public Employment Programs	158,885.00	4c Apartments 124 7.88 30,345,100.00		Foreclosed Property	1,477,692.34
MUNICIPAL FUNCTIONS TOTAL	17,478,961.50	Total 10179 384,883,325.00		Emergencies & Other Deferred Charges	22,445.00
CAPITAL IMPROVEMENTS *MEMO*	60,000.00	Land Area 6.00 Sq. Miles		State and Federal Aid Receivable	5,487.47
DEBT SERVICE		Net Valuation Taxable-Municipal	358,164,081	Other Receivables	351,148.42
Principal Payments	675,000.00	Net Valuation Taxable-County	571,867,603	Total	7,809,675.55
Interest Payments	777,153.41	State Equalized Valuation	575,453,862	LIABILITIES, RESERVES, AND SURPLUS	
TYPE I SCHL DEBT *MEMO	541,082.14	State Equalization Ratio	68.50	Cash Liabilities	2,994,560.70
DEFERRED CHARGES	60,040.88			Reserves for Receivables	3,460,851.66
SCHOOL, COUNTY, SPECIAL DISTRICT TAXES	11,833,998.40			Surplus Dec. 31, 1982	1,354,263.19
RESERVE FOR UNCOLLECTED TAXES	1,467,388.38			Total	7,809,675.55
EXPENDITURES TOTAL	32,292,542.57				



1218

Population 1980 5,605  
 Population 1982 6,955  
 S & P Rating  
 Moody Rating

General Tax Rate Per \$100.

2.24  
 State Equalized Tax Rate  
 1.65

## PLAINSBORO TOWNSHIP - MIDDLESEX CO.

## Form of Government:

## Township Committee

## Number of Members on Governing Body - 3

## PER CAPITA:

Gross Debt 1,503.43  
 Net Debt 1,195.08  
 Debt Service 16.10  
 Total Tax Levy 656.54  
 Municipal Expenditures 269.70

## PER CENT:

Gross Debt 5.20  
 Net Debt 4.14  
 Tax Levy Collected 95.63  
 Tax Levy Cancelled, Abated  
 or Adjusted 3.74

EXPENDITURES		REVENUES-REALIZED		1982 PROPERTY TAX	
GENERAL GOVERNMENT				STATE EQUALIZED TAX RATE →	
Governing Body & Public Boards		1982 Property Taxes Collected	4,374,692.95	Local District School Taxes	
Municipal Clerk		1982 Payments in Lieu of Taxes		Regional & Consolidated School Tax	.97 2,560,102.43
Financial Administration	16,400.00	Delinquent Tax & Lien Collections	11,427.26	School Taxes in Municipal Budget	
Assessment of Taxes	20,450.00	Business Personalty Replacement Taxes	74,379.48	County Taxes	.60 1,599,208.26
Collection of Taxes	14,800.00	Taxes from Public Utilities	469,547.00	County Library Taxes	
Planning, Housing & Development	47,005.00	Other Miscellaneous Tax Revenues		Local Municipal Purpose Taxes	.07 154,000.00
Human Resources		State Aid Revenues	13,516.54	Veteran & Senior Citizen Taxes	9,925.00
Elections	2,200.00	Federal Aid Revenues		Total Taxes for Rate Computation	1.64 4,363,235.69
General Administration (other)	361,365.00	State and Local Fiscal Assistance Act Utilized	35,723.00	Special District Taxes	
JUDICIARY		Sale of Acquired Property		Bank Corp. Taxes	4,113.40
Municipal Courts	37,050.00	Other Miscellaneous Revenues	1,026,387.07	Added and Omitted Taxes	208,819.76
PUBLIC SAFETY		Total	6,005,673.30	Total Taxes Levied - ABSTRACT	4,566,243.85
Fire Protection	75,575.00	Prior Years Surplus Appropriated	657,000.00	Total Taxes Billed	4,574,722.74
Police Protection	457,723.00	REVENUES TOTAL	6,662,673.30	1982 TAXES COLLECTED	4,374,692.95
Civil Defense & Disaster Control	500.00	Reserve For Uncollected Taxes	85,000.00	1982 Taxes Cancelled, Abated or Adjusted	171,226.72
Environmental Inspection & Control	167,603.00	CAPITAL OUTLAY TOTAL	5,645,316.18	Transfer to Tax Title Liens or Foreclosed	
Other Public Safety		Public Enterprises		Balance Outstanding Dec. 31, 1982	28,803.07
PUBLIC WORKS		Recreation—Culture	706.27	PRIOR YEARS TAXES OUTSTANDING	
Streets and Drainage	170,435.00	Public Works	5,125,064.10	Balance January 1, 1982	11,427.26
Sewers and Sewage Processing	21,825.00	Buildings and Grounds	519,545.81	Collected in 1982	11,427.26
Garbage and Trash Disposal	26,200.00	Library and Education		Cancelled, Abated or Adjusted 1982	
Public Buildings and Grounds	40,550.00	Conservation		Transfers to Tax Title Liens or Foreclosed	
Other Public Works		All Other		Balance December 31, 1982	
HEALTH and WELFARE		CAPITAL DEBT AUTHORIZED, DECEMBER 31, 1982		TAX TITLE LIENS OUTSTANDING	
Health Services Except Environmental	2,500.00	ISSUED AND UNISSUED GROSS DEBT NET DEBT		Balance January 1, 1982	
Welfare-Public Assistance	9,100.00	School 2,144,542		Transfer From Taxes	
Hospitals, Clinics, First Aid		Self-liquidating 8,311,812	8,311,812	Redeemed in 1982	
Animal, Insect, & Rodent Control	10,000.00	Other 10,456,354	8,311,812	Cancelled, Abated or Adjusted (1982)	
Other Welfare Services	550.00	Total	10,456,354	Transfers to Foreclosed Property	
RECREATION and CONSERVATION		ISSUED AND OUTSTANDING		Balance December 31, 1982	
Beaches and Boardwalks		School 2,144,542.15		PROPERTY ACQUIRED BY DEED OR	
Parks, Playgrounds, Shade Trees	57,820.00	Self-Liquidating 7,950,000.00		FORECLOSURE	
Land Reclamation & Conservation		Other 10,094,542.15		Balance January 1, 1982	7,600.00
Other Recreational Services	9,140.00	Total	10,094,542.15	Transfers From Taxes or Liens	
EDUCATION (excluding schools)		EQUALIZED VALUATION BASIS		Sale for Cash (1982)	
Libraries	5,500.00	FOR NET DEBT COMPUTATION	201,001,625	Cancelled, Abated or Adjusted (1982)	
Other Educational Services		REAL PROPERTY VALUATIONS		Balance December 31, 1982	7,600.00
STATUTORY EXPENDITURES		Code Class # of Parcels % VAL'N ASSESSED VALUATION		CURRENT FINANCES DECEMBER 31, 1982	
Pensions & F. I. C. A.	115,000.18	1 Vacant Land 320 2.69 5,169,400.00		ASSETS	
Employee Fringe Benefits	6,000.00	2 Residential 742 26.15 50,257,100.00		Cash Dec. 31, 1982	1,095,437.32
Other Statutory Expenditures		3 Farm 172 2.99 5,754,400.00		Taxes Receivable	28,803.07
CETA And Other Public Employment Programs		4a Commercial 25 5.73 11,006,800.00		Tax Title Liens	
MUNICIPAL FUNCTIONS TOTAL	1,675,291.18	4b Industrial 25 30.24 58,105,600.00		Foreclosed Property	7,600.00
CAPITAL IMPROVEMENTS *MEMO*	10.00	4c Apartments 11 32.20 61,882,400.00		Emergencies & Other Deferred Charges	757.24
DEBT SERVICE		Total 1295 192,175,700.00		State and Federal Aid Receivable	
Principal Payments	50,000.00	Land Area 10.80 Sq. Miles		Other Receivables	40,391.71
Interest Payments	61,951.41	Net Valuation Taxable-Municipal	194,906,383	Total	1,172,989.34
DEFERRED CHARGES	3,512.82	Net Valuation Taxable-County	263,487,565	LIABILITIES, RESERVES, AND SURPLUS	
SCHOOL, COUNTY, SPECIAL DISTRICT TAXES	4,159,310.69	State Equalized Valuation	264,091,565	Cash Liabilities	256,303.69
RESERVE FOR UNCOLLECTED TAXES	85,000.00	State Equalization Ratio	73.53	Reserves for Receivables	76,794.78
EXPENDITURES TOTAL	6,035,066.10			Surplus Dec. 31, 1982	839,890.87
				Total	1,172,989.34

Population 1980 **13,435**  
 Population 1982 **13,207**  
 S & P Rating  
 Moody Rating **EAA**

General Tax Rate Per \$100.

State Equalized Tax Rate **3.03**  
**2.79**

**PLEASANTVILLE CITY - ATLANTIC COUNTY****Form of Government:****City Charter Act (P.L. 1897 c. 30)****Number of Members on Governing Body - 7****PER CENT:**

Gross Debt **834.10**  
 Net Debt **441.81**  
 Debt Service **19.09**  
 Total Tax Levy **540.55**  
 Municipal Expenditures **437.10**

**PER CENT:**

Gross Debt **5.40**  
 Net Debt **2.86**  
 Tax Levy Collected **87.39**  
 Tax Levy Cancelled, Abated  
 or Adjusted

EXPENDITURES		REVENUES-REALIZED		1982 PROPERTY TAX	
<b>GENERAL GOVERNMENT</b>				<b>STATE EQUALIZED TAX RATE</b>	
Governing Body & Public Boards		1982 Property Taxes Collected	<b>6,251,277.17</b>	Local District School Taxes <b>1.36</b>	<b>3,441,646.26</b>
Municipal Clerk	<b>57,626.73</b>	1982 Payments in Lieu of Taxes	<b>10,000.00</b>	Regional & Consolidated School Tax	
Financial Administration	<b>94,138.61</b>	Delinquent Tax & Lien Collections	<b>766,504.61</b>	School Taxes in Municipal Budget	
Assessment of Taxes	<b>42,271.01</b>	Business Personalty Replacement Taxes	<b>138,443.08</b>	County Taxes	<b>* 1,014,235.33</b>
Collection of Taxes	<b>68,784.10</b>	Taxes from Public Utilities	<b>950,731.00</b>	County Library Taxes	<b>60,821.91</b>
Planning, Housing & Development	<b>23,620.00</b>	Other Miscellaneous Tax Revenues		Local Municipal Purpose Taxes	<b>2,553,599.53</b>
Human Resources		State Aid Revenues	<b>157,807.11</b>	Veteran & Senior Citizen Taxes	<b>177,025.00</b>
Elections	<b>11,823.00</b>	Federal Aid Revenues		Total Taxes for Rate Computation	<b>7,247,328.03</b>
General Administration (other)	<b>474,725.12</b>	State and Local Fiscal Assistance Act Utilized	<b>277,256.11</b>	Special District Taxes	
<b>JUDICIARY</b>		Sale of Acquired Property		Bank Corp. Taxes	<b>8,545.10</b>
Municipal Courts	<b>57,087.85</b>	Other Miscellaneous Revenues		Added and Omitted Taxes	<b>60,130.99</b>
<b>PUBLIC SAFETY</b>		Total	<b>9,616,176.47</b>	Total Taxes Levied - ABSTRACT	<b>7,138,979.12</b>
Fire Protection	<b>625,263.82</b>	Prior Years Surplus Appropriated	<b>900,000.00</b>	Total Taxes Billed	<b>7,153,323.85</b>
Police Protection	<b>1,090,167.54</b>	REVENUES TOTAL	<b>10,516,176.47</b>	1982 TAXES COLLECTED	<b>6,251,277.17</b>
Civil Defense & Disaster Control	<b>2,600.00</b>	Reserve For Uncollected Taxes	<b>993,334.42</b>	1982 Taxes Cancelled, Abated or Adjusted	
Environmental Inspection & Control	<b>78,373.18</b>	CAPITAL OUTLAY TOTAL	<b>1,005,126.34</b>	Transfer to Tax Title Liens or Foreclosed	<b>37,000.00</b>
Other Public Safety		Public Enterprises	<b>116,807.61</b>	Balance Outstanding Dec. 31, 1982	<b>865,046.68</b>
<b>PUBLIC WORKS</b>		Recreation—Culture		PRIOR YEARS TAXES OUTSTANDING	
Streets and Drainage	<b>690,246.45</b>	Public Works	<b>888,318.73</b>	Balance January 1, 1982	<b>788,781.29</b>
Sewers and Sewage Processing		Buildings and Grounds		Collected in 1982	<b>727,938.91</b>
Garbage and Trash Disposal	<b>125,000.00</b>	Library and Education		Cancelled, Abated or Adjusted 1982	
Public Buildings and Grounds	<b>171,200.00</b>	Conservation		Transfers to Tax Title Liens or Foreclosed	<b>42,334.41</b>
Other Public Works	<b>65,000.00</b>	All Other		Balance December 31, 1982	<b>18,507.97</b>
<b>HEALTH and WELFARE</b>		CAPITAL DEBT AUTHORIZED, DECEMBER 31, 1982		TAX TITLE LIENS OUTSTANDING	
Health Services Except Environmental	<b>4,514.12</b>	ISSUED AND UNISSUED GROSS DEBT NET DEBT		Balance January 1, 1982	<b>51,700.14</b>
Welfare-Public Assistance	<b>16,050.18</b>	School 2,428,000		Transfer From Taxes	<b>83,353.10</b>
Hospitals, Clinics, First Aid		Self-liquidating 2,715,000	<b>1,962,000</b>	Redeemed in 1982	<b>38,565.70</b>
Animal, Insect, & Rodent Control	<b>16,064.60</b>	Other 5,873,000	<b>3,873,000</b>	Cancelled, Abated or Adjusted (1982)	
Other Welfare Services		Total 11,016,000	<b>5,835,000</b>	Transfers to Foreclosed Property	
<b>RECREATION and CONSERVATION</b>		ISSUED AND OUTSTANDING		Balance December 31, 1982	<b>96,487.54</b>
Beaches and Boardwalks		School 1,956,000.00		PROPERTY ACQUIRED BY DEED OR	
Parks, Playgrounds, Shade Trees	<b>52,356.69</b>	Self-liquidating 2,715,000.00		FORECLOSURE	
Land Reclamation & Conservation		Other 5,873,000.00		Balance January 1, 1982	<b>949,169.88</b>
Other Recreational Services		Total 10,584,000.00		Transfers From Taxes or Liens	
<b>EDUCATION (excluding schools)</b>		EQUALIZED VALUATION BASIS		Sale for Cash (1982)	<b>40,322.88</b>
Libraries	<b>24,003.64</b>	FOR NET DEBT COMPUTATION	<b>204,098,536</b>	Cancelled, Abated or Adjusted (1982)	
Other Educational Services		REAL PROPERTY VALUATIONS		Balance December 31, 1982	<b>908,847.00</b>
<b>STATUTORY EXPENDITURES</b>		Code Class # of Parcels % VAL'N ASSESSED VALUATION		CURRENT FINANCES DECEMBER 31, 1982	
Pensions & F. I. C. A.	<b>391,990.51</b>	1 Vacant Land 934 8.08	<b>18,121,550.00</b>	ASSETS	
Employee Fringe Benefits	<b>258,951.06</b>	2 Residential 4245 65.56	<b>147,023,600.00</b>	Cash Dec. 31, 1982	<b>3,777,065.15</b>
Other Statutory Expenditures	<b>21,156.00</b>	3 Farm		Taxes Receivable	<b>883,554.65</b>
<b>CETA And Other Public Employment Programs</b>		4a Commercial 336 23.22	<b>52,075,200.00</b>	Tax Title Liens	<b>96,487.54</b>
<b>MUNICIPAL FUNCTIONS</b>		4b Industrial 17 1.49	<b>3,346,300.00</b>	Foreclosed Property	<b>908,847.00</b>
<b>CAPITAL IMPROVEMENTS</b>	<b>*MEMO*</b>	4c Apartments 20 1.65	<b>3,706,900.00</b>	Emergencies & Other Deferred Charges	<b>55,058.41</b>
<b>DEBT SERVICE</b>		Total 5552	<b>224,273,550.00</b>	State and Federal Aid Receivable	
Principal Payments	<b>14,000.00</b>	Land Area 5.80 Sq. Miles		Other Receivables	<b>554,791.81</b>
Interest Payments	<b>238,131.87</b>	Net Valuation Taxable-Municipal	<b>234,083,772</b>	Total	<b>6,275,804.56</b>
<b>DEFERRED CHARGES</b>	<b>64,310.47</b>	Net Valuation Taxable-County	<b>228,719,003</b>	LIABILITIES, RESERVES, AND SURPLUS	
<b>SCHOOL, COUNTY, SPECIAL DISTRICT TAXES</b>	<b>4,516,703.50</b>	State Equalized Valuation	<b>253,124,565</b>	Cash Liabilities	<b>2,083,995.51</b>
<b>RESERVE FOR UNCOLLECTED TAXES</b>	<b>993,334.42</b>	State Equalization Ratio	<b>92.19</b>	Reserves for Receivables	<b>2,443,681.00</b>
<b>EXPENDITURES</b>	<b>TOTAL</b>			Surplus Dec. 31, 1982	<b>1,748,128.05</b>
	<b>10,289,494.47</b>			Total	<b>6,275,804.56</b>



1523

Population 1980 4,674

Population 1982 4,713

S &amp; P Rating

Moody Rating

General Tax Rate Per \$100.

2.44

State Equalized Tax Rate

1.80

## PLUMSTED TOWNSHIP - OCEAN COUNTY

## Form of Government:

## Township Committee

## Number of Members on Governing Body - 3

## PER CAPITA:

Gross Debt 45.62

Net Debt 40.31

Debt Service 1.59

Total Tax Levy 294.70

Municipal Expenditures 126.98

## PER CENT:

Gross Debt .32

Net Debt .28

Tax Levy Collected 92.84

Tax Levy Cancelled, Abated

or Adjusted

EXPENDITURES		REVENUES-REALIZED		1982 PROPERTY TAX	
GENERAL GOVERNMENT				STATE EQUALIZED TAX RATE $\rightarrow$	
Governing Body & Public Boards		1982 Property Taxes Collected	1,285,096.36	Local District School Taxes	1.33 1,022,345.50
Municipal Clerk		1982 Payments in Lieu of Taxes		Regional & Consolidated School Tax	
Financial Administration	6,250.00	Delinquent Tax & Lien Collections	79,588.32	School Taxes in Municipal Budget	
Assessment of Taxes	18,200.00	Business Personalty Replacement Taxes	20,169.32	County Taxes	.44 * 335,940.38
Collection of Taxes	13,200.00	Taxes from Public Utilities	193,375.00	County Library Taxes	.03 19,305.53
Planning, Housing & Development	1,400.00	Other Miscellaneous Tax Revenues		Local Municipal Purpose Taxes	
Human Resources		State Aid Revenues	31,179.05	Veteran & Senior Citizen Taxes	46,850.00
Elections		Federal Aid Revenues		Total Taxes for Rate Computation	1.80 1,424,441.41
General Administration (other)	71,090.46	State and Local Fiscal Assistance Act Utilized	41,377.21	Special District Taxes	
JUDICIARY		Sale of Acquired Property	15,700.00	Bank Corp. Taxes	4,785.93
Municipal Courts	17,100.00	Other Miscellaneous Revenues	185,295.57	Added and Omitted Taxes	6,567.11
PUBLIC SAFETY		Total	1,851,780.83	Total Taxes Levied - ABSTRACT	1,388,944.45
Fire Protection	24,000.00	Prior Years Surplus Appropriated	99,920.45	Total Taxes Billed	1,384,158.52
Police Protection	103,000.00	REVENUES TOTAL	1,951,701.28	1982 TAXES COLLECTED	1,285,096.36
Civil Defense & Disaster Control	500.00	Reserve For Uncollected Taxes	103,820.00	1982 Taxes Cancelled, Abated or Adjusted	
Environmental Inspection & Control	6,825.00	CAPITAL OUTLAY TOTAL	60,158.44	Transfer to Tax Title Liens or Foreclosed	
Other Public Safety				Balance Outstanding Dec. 31, 1982	99,062.16
PUBLIC WORKS		Public Enterprises		PRIOR YEARS TAXES OUTSTANDING	
Streets and Drainage	81,246.71	Recreation—Culture		Balance January 1, 1982	87,464.32
Sewers and Sewage Processing	1,200.00	Public Works	60,158.44	Collected in 1982	79,264.17
Garbage and Trash Disposal	18,448.95	Buildings and Grounds		Cancelled, Abated or Adjusted 1982	
Public Buildings and Grounds	20,835.15	Library and Education		Transfers to Tax Title Liens or Foreclosed	
Other Public Works	500.00	Conservation		Balance December 31, 1982	8,200.15
HEALTH and WELFARE		All Other		TAX TITLE LIENS OUTSTANDING	
Health Services Except Environmental	3,900.00	CAPITAL DEBT AUTHORIZED, DECEMBER 31, 1982		Balance January 1, 1982	7,071.87
Welfare-Public Assistance	10,000.90	ISSUED AND UNISSUED GROSS DEBT		Transfer From Taxes	
Hospitals, Clinics, First Aid		School 25,000		Redeemed in 1982	324.15
Animal, Insect, & Rodent Control	11,400.00	Self-liquidating		Cancelled, Abated or Adjusted (1982)	
Other Welfare Services		Other 190,000	190,000	Transfers to Foreclosed Property	
RECREATION and CONSERVATION		Total 215,000	190,000	Balance December 31, 1982	6,747.72
Beaches and Boardwalks		ISSUED AND OUTSTANDING		PROPERTY ACQUIRED BY DEED OR	
Parks, Playgrounds, Shade Trees		School 25,000.00		FORECLOSURE	
Land Reclamation & Conservation		Self-Liquidating		Balance January 1, 1982	15,700.00
Other Recreational Services	36,377.21	Other 160,000.00		Transfers From Taxes or Liens	
EDUCATION (excluding schools)		Total 185,000.00		Sale for Cash (1982)	15,700.00
Libraries	7,000.00	EQUALIZED VALUATION BASIS		Cancelled, Abated or Adjusted (1982)	
Other Educational Services		FOR NET DEBT COMPUTATION	67,572,420	Balance December 31, 1982	
STATUTORY EXPENDITURES		REAL PROPERTY VALUATIONS		CURRENT FINANCES DECEMBER 31, 1982	
Pensions & F. I. C. A.	20,987.88	Code Class # of Parcels % VAL'N	ASSESSED VALUATION	ASSETS	
Employee Fringe Benefits		1 Vacant Land 701 9.03	4,902,100.00	Cash Dec. 31, 1982	788,133.06
Other Statutory Expenditures	3,689.95	2 Residential 1224 71.78	38,961,000.00	Taxes Receivable	107,262.31
CETA And Other Public Employment Programs		3 Farm 293 10.83	5,877,100.00	Tax Title Liens	6,747.72
MUNICIPAL FUNCTIONS TOTAL	477,152.21	4a Commercial 74 6.79	3,684,300.00	Foreclosed Property	
CAPITAL IMPROVEMENTS *MEMO*		4b Industrial 2 .77	417,300.00	Emergencies & Other Deferred Charges	
DEBT SERVICE		4c Apartments 6 .80	435,150.00	State and Federal Aid Receivable	2,693.10
Principal Payments	7,500.00	Total 2300	54,276,950.00	Other Receivables	
Interest Payments		Land Area 40.70 Sq. Miles		Total	904,836.19
DEFERRED CHARGES	10,000.00	Net Valuation Taxable-Municipal	56,519,705	LIABILITIES, RESERVES, AND SURPLUS	
SCHOOL, COUNTY, SPECIAL DISTRICT TAXES	1,377,591.41	Net Valuation Taxable-County	72,089,814	Cash Liabilities	644,014.03
RESERVE FOR UNCOLLECTED TAXES	103,820.00	State Equalized Valuation	75,848,600	Reserves for Receivables	114,010.03
EXPENDITURES TOTAL	1,976,063.62	State Equalization Ratio	73.74	Surplus Dec. 31, 1982	146,812.13
				Total	904,836.19

1981/3000



Population 1980 3,856  
Population 1982 3,844  
S & P Rating  
Moody Rating

General Tax Rate Per \$100.

State Equalized Tax Rate

2.80

2.10

**POHATCONG TOWNSHIP - WARREN CO.****Form of Government:****Township Committee****Number of Members on Governing Body - 3****PER CAPITA**

Gross Debt 135.02  
Net Debt 107.42  
Debt Service 8.03  
Total Tax Levy 454.14  
Municipal Expenditures 250.26

**PER CENT:**

Gross Debt .68  
Net Debt .54  
Tax Levy Collected 93.86  
Tax Levy Cancelled, Abated or Adjusted .05

EXPENDITURES		REVENUES-REALIZED		1982 PROPERTY TAX	
<b>GENERAL GOVERNMENT</b>				STATE EQUALIZED TAX RATE $\rightarrow$	
Governing Body & Public Boards		1982 Property Taxes Collected	1,628,096.47	Local District School Taxes 1.19	985,482.00
Municipal Clerk		1982 Payments in Lieu of Taxes		Regional & Consolidated School Tax	
Financial Administration	9,777.00	Delinquent Tax & Lien Collections	172,553.48	School Taxes in Municipal Budget	
Assessment of Taxes	19,665.00	Business Personalty Replacement Taxes	55,286.76	County Taxes .57 *	473,806.44
Collection of Taxes	9,175.75	Taxes from Public Utilities	174,552.00	County Library Taxes .03	23,497.69
Planning, Housing & Development	13,521.70	Other Miscellaneous Tax Revenues		Local Municipal Purpose Taxes .30	251,282.53
Human Resources		State Aid Revenues	34,107.31	Veteran & Senior Citizen Taxes	54,550.00
Elections	1,000.00	Federal Aid Revenues		Total Taxes for Rate Computation * 2.09	1,788,618.66
General Administration (other)	54,634.80	State and Local Fiscal Assistance Act Utilized	22,440.00	Special District Taxes	
<b>JUDICIARY</b>		Sale of Acquired Property		Bank Corp. Taxes	2,549.29
Municipal Courts	14,578.22	Other Miscellaneous Revenues	226,838.81	Added and Omitted Taxes	9,109.62
<b>PUBLIC SAFETY</b>		Total	2,343,874.83	Total Taxes Levied - ABSTRACT	1,745,727.57
Fire Protection	30,749.32	Prior Years Surplus Appropriated	175,000.00	Total Taxes Billed	1,745,320.96
Police Protection	244,540.00	REVENUES TOTAL	2,518,874.83	1982 TAXES COLLECTED	1,638,096.47
Civil Defense & Disaster Control	1,725.00	Reserve For Uncollected Taxes	157,976.66	1982 Taxes Cancelled, Abated or Adjusted	923.20
Environmental Inspection & Control	8,180.77	<b>CAPITAL OUTLAY TOTAL</b>	319,439.05	Transfer to Tax Title Liens or Foreclosed	5,051.20
Other Public Safety		Public Enterprises	76,504.70	Balance Outstanding Dec. 31, 1982	101,250.09
<b>PUBLIC WORKS</b>		Recreation—Culture		<b>PRIOR YEARS TAXES OUTSTANDING</b>	
Streets and Drainage	184,367.64	Public Works	242,934.35	Balance January 1, 1982	201,665.63
Sewers and Sewage Processing		Buildings and Grounds		Collected in 1982	171,427.03
Garbage and Trash Disposal		Library and Education		Cancelled, Abated or Adjusted 1982	.01
Public Buildings and Grounds	24,040.34	Conservation		Transfers to Tax Title Liens or Foreclosed	1,384.42
Other Public Works		All Other		Balance December 31, 1982	28,854.17
<b>HEALTH and WELFARE</b>		<b>CAPITAL DEBT AUTHORIZED, DECEMBER 31, 1982</b>		<b>TAX TITLE LIENS OUTSTANDING</b>	
Health Services Except Environmental	50.00	ISSUED AND UNISSUED		Balance January 1, 1982	14,932.02
Welfare-Public Assistance	600.00	School		Transfer From Taxes	8,089.75
Hospitals, Clinics, First Aid		Self-liquidating	106,095	Redeemed in 1982	1,126.45
Animal, Insect, & Rodent Control	100.00	Other	412,924	Cancelled, Abated or Adjusted (1982)	33.29
Other Welfare Services		Total	519,019	Transfers to Foreclosed Property	
<b>RECREATION and CONSERVATION</b>		<b>ISSUED AND OUTSTANDING</b>		Balance December 31, 1982	21,862.03
Beaches and Boardwalks		School		<b>PROPERTY ACQUIRED BY DEED OR FORECLOSURE</b>	
Parks, Playgrounds, Shade Trees	5,400.00	Self-Liquidating	76,095.30	Balance January 1, 1982	
Land Reclamation & Conservation	381.67	Other	357,286.00	Transfers From Taxes or Liens	
Other Recreational Services		Total	473,381.30	Sale for Cash (1982)	
<b>EDUCATION (excluding schools)</b>		<b>EQUALIZED VALUATION BASIS</b>		Cancelled, Abated or Adjusted (1982)	
Libraries		FOR NET DEBT COMPUTATION	76,419,932	Balance December 31, 1982	
Other Educational Services	6,600.00	<b>REAL PROPERTY VALUATIONS</b>		<b>CURRENT FINANCES DECEMBER 31, 1982</b>	
<b>STATUTORY EXPENDITURES</b>		Code Class # of Parcels % VAL'N		<b>ASSETS</b>	
Pensions & F. I. C. A.	45,762.00	1 Vacant Land 185 2.16	1,325,775.00	Cash Dec. 31, 1982	911,826.38
Employee Fringe Benefits	13,000.00	2 Residential 1189 73.87	45,253,417.00	Taxes Receivable	130,104.26
Other Statutory Expenditures	2,400.00	3 Farm 229 7.83	4,800,863.00	Tax Title Liens	21,862.03
<b>CETA And Other Public Employment Programs</b>		4a Commercial 69 14.19	8,700,600.00	Foreclosed Property	
<b>MUNICIPAL FUNCTIONS TOTAL</b>	730,249.21	4b Industrial 5 1.79	1,057,700.00	Emergencies & Other Deferred Charges	10,972.47
<b>CAPITAL IMPROVEMENTS *MEMO*</b>	42,500.00	4c Apartments 1 .15	53,600.00	State and Federal Aid Receivable	354.30
<b>DEBT SERVICE</b>		Total 1678	61,311,955.00	Other Receivables	131,889.65
Principal Payments	25,000.00	Land Area 14.08 Sq. Miles		Total	1,207,009.09
Interest Payments	5,850.00	Net Valuation Taxable-Municipal	62,000,405	<b>LIABILITIES, RESERVES, AND SURPLUS</b>	
<b>DEFERRED CHARGES</b>	2,941.76	Net Valuation Taxable-County	60,895,866	Cash Liabilities	724,213.48
<b>SCHOOL, COUNTY, SPECIAL DISTRICT TAXES</b>	1,482,786.13	State Equalized Valuation	82,375,837	Reserves for Receivables	283,855.94
<b>RESERVE FOR UNCOLLECTED TAXES</b>	157,976.66	State Equalization Ratio	75.06	Surplus Dec. 31, 1982	198,939.67
<b>EXPENDITURES TOTAL</b>	2,444,803.76			Total	1,207,009.09



Population 1980 **17,747**  
 Population 1982 **17,977**  
 S & P Rating **A-**  
 Moody Rating **BAA1**

General Tax Rate Per \$100.

State Equalized Tax Rate **1.95**  
**2.03**

**POINT PLEASANT BOROUGH – OCEAN CO.****Form of Government:****Borough Council****Number of Members on Governing Body – 6****PER CAPITA:**

Grass Debt **544.32**  
 Net Debt **160.80**  
 Debt Service **3.62**  
 Total Tax Levy **523.74**  
 Municipal Expenditures **194.19**

**PER CENT:**

Gross Debt **2.41**  
 Net Debt **.71**  
 Tax Levy Collected **94.38**  
 Tax Levy Cancelled, Abated or Adjusted

EXPENDITURES		REVENUES-REALIZED		1982 PROPERTY TAX	
<b>GENERAL GOVERNMENT</b>				<b>STATE EQUALIZED TAX RATE</b> → <b>1.32</b>	
Governing Body & Public Boards	6,495.00	1982 Property Taxes Collected	8,870,986.57	Local District School Taxes	6,071,362.50
Municipal Clerk		1982 Payments in Lieu of Taxes		Regional & Consolidated School Tax	
Financial Administration	15,624.51	Delinquent Tax & Lien Collections	519,335.55	School Taxes in Municipal Budget	
Assessment of Taxes	76,939.33	Business Personalty Replacement Taxes	75,687.96	County Taxes	* 1,968,427.07
Collection of Taxes	52,933.59	Taxes from Public Utilities	769,176.00	County Library Taxes	113,119.85
Planning, Housing & Development	44,060.00	Other Miscellaneous Tax Revenues		Local Municipal Purpose Taxes	1,219,220.00
Human Resources		State Aid Revenues	144,325.13	Veteran & Senior Citizen Taxes	291,700.00
Elections		Federal Aid Revenues		Total Taxes for Rate Computation	9,663,829.42
General Administration (other)	230,261.56	State and Local Fiscal Assistance Act Utilized	199,020.00	Special District Taxes	
<b>JUDICIARY</b>		Sale of Acquired Property		Bank Corp. Taxes	16,521.82
Municipal Courts	38,296.00	Other Miscellaneous Revenues	444,236.97	Added and Omitted Taxes	26,702.96
<b>PUBLIC SAFETY</b>		Total	11,022,768.18	Total Taxes Levied - ABSTRACT	9,415,354.20
Fire Protection	48,594.22	Prior Years Surplus Appropriated	275,000.00	Total Taxes Billed	9,398,832.38
Police Protection	967,862.28	REVENUES	11,257,768.18	1982 TAXES COLLECTED	8,870,986.57
Civil Defense & Disaster Control	2,400.00	Reserve for Uncollected Taxes	554,597.00	1982 Taxes Cancelled, Abated or Adjusted	
Environmental Inspection & Control	64,186.04	CAPITAL OUTLAY	1,004,640.10	Transfer to Tax Title Liens or Foreclosed	
Other Public Safety		TOTAL		Balance Outstanding Dec. 31, 1982	527,845.81
<b>PUBLIC WORKS</b>				<b>PRIOR YEARS TAXES OUTSTANDING</b>	
Streets and Drainage	306,298.00	Public Enterprises	642,940.25	Balance January 1, 1982	521,679.01
Sewers and Sewage Processing		Recreation—Culture		Collected in 1982	508,827.40
Garbage and Trash Disposal	426,400.00	Public Works	93,519.07	Cancelled, Abated or Adjusted 1982	
Public Buildings and Grounds	47,725.68	Buildings and Grounds	267,780.78	Transfers to Tax Title Liens or Foreclosed	
Other Public Works		Library and Education		Balance December 31, 1982	12,851.61
<b>HEALTH and WELFARE</b>		Conservation		<b>TAX TITLE LIENS OUTSTANDING</b>	
Health Services Except Environmental	33,043.86	All Other		Balance January 1, 1982	49,892.75
Welfare-Public Assistance	12,800.00	CAPITAL DEBT AUTHORIZED, DECEMBER 31, 1982		Transfer From Taxes	
Hospitals, Clinics, First Aid		ISSUED AND UNISSUED		Redeemed in 1982	10,508.15
Animal, Insect, & Rodent Control	15,966.62	School	2,043,000	Cancelled, Abated or Adjusted (1982)	
Other Welfare Services		Self-liquidating	6,809,550	Transfers to Foreclosed Property	
<b>RECREATION and CONSERVATION</b>		Other	932,746	Balance December 31, 1982	39,384.60
Beaches and Boardwalks	6,677.28	Total	9,785,296	PROPERTY ACQUIRED BY DEED OR	
Parks, Playgrounds, Shade Trees	8,000.00	ISSUED AND OUTSTANDING		FORECLOSURE	
Land Reclamation & Conservation	2,100.00	School	2,043,000.00	Balance January 1, 1982	75,100.00
Other Recreational Services	81,516.32	Self-liquidating	6,606,000.00	Transfers From Taxes or Liens	
<b>EDUCATION (excluding schools)</b>		Other	618,000.00	Sale for Cash (1982)	21,805.82
Libraries	1,500.00	Total	9,267,000.00	Cancelled, Abated or Adjusted (1982)	
Other Educational Services		EQUALIZED VALUATION BASIS		Balance December 31, 1982	53,294.18
<b>STATUTORY EXPENDITURES</b>		FOR NET DEBT COMPUTATION	405,681,072	<b>CURRENT FINANCES DECEMBER 31, 1982</b>	
Pensions & F. I. C. A.	247,600.00	REAL PROPERTY VALUATIONS		ASSETS	
Employee Fringe Benefits	74,555.93	Code Class # of Parcels % VAL'N		Cash Dec. 31, 1982	3,478,234.38
Other Statutory Expenditures	17,200.00	1 Vacant Land 681 3.34	15,855,200.00	Taxes Receivable	540,697.42
<b>CETA And Other Public Employment Programs</b>		2 Residential 6397 84.94	403,251,750.00	Tax Title Liens	39,384.60
<b>MUNICIPAL FUNCTIONS</b>		3 Farm		Foreclosed Property	53,294.18
<b>CAPITAL IMPROVEMENTS</b>	<b>*MEMO*</b>	4a Commercial 257 9.92	47,113,500.00	Emergencies & Other Deferred Charges	84,999.47
<b>DEBT SERVICE</b>		4b Industrial		State and Federal Aid Receivable	27,543.33
Principal Payments	65,000.00	4c Apartments 18 1.80	8,530,100.00	Other Receivables	192,923.08
Interest Payments		Total 7353	474,790,550.00	Total	4,417,076.46
<b>DEFERRED CHARGES</b>		Land Area 3.70 Sq. Miles		<b>LIABILITIES, RESERVES, AND SURPLUS</b>	
SCHOOL, COUNTY, SPECIAL DISTRICT TAXES	8,152,909.42	Net Valuation Taxable-Municipal	480,529,718	Cash Liabilities	2,283,766.75
RESERVE FOR UNCOLLECTED TAXES	554,597.00	Net Valuation Taxable-County	422,455,195	Reserves for Receivables	826,299.28
<b>EXPENDITURES</b>	<b>TOTAL</b>	State Equalized Valuation	461,173,748	Surplus Dec. 31, 1982	307,010.43
		State Equalization Ratio	104.25	Total	4,417,076.46

Population 1980 5,415  
 Population 1982 5,477  
 S & P Rating  
 Moody Rating BAA1

General Tax Rate Per \$100.  
 3.42  
 State Equalized Tax Rate  
 1.89

# POINT PLEASANT BEACH BOROUGH - OCEAN COUNTY

Form of Government:  
 Borough Council  
 Number of Members on Governing Body - 6

PER CAPITA:  
 Gross Debt 1,115.39  
 Net Debt 30.67  
 Debt Service 6.50  
 Total Tax Levy 816.91  
 Municipal Expenditures 465.97

PER CENT:  
 Gross Debt 2.95  
 Net Debt .08  
 Tax Levy Collected 91.01  
 Tax Levy Cancelled, Abated or Adjusted .01

EXPENDITURES		REVENUES-REALIZED		1982 PROPERTY TAX	
GENERAL GOVERNMENT				STATE EQUALIZED TAX RATE	
Governing Body & Public Boards		1982 Property Taxes Collected	4,054,736.11	Local District School Taxes 1.10	2,564,575.50
Municipal Clerk		1982 Payments in Lieu of Taxes		Regional & Consolidated School Tax	
Financial Administration	12,050.00	Delinquent Tax & Lien Collections	323,048.93	School Taxes in Municipal Budget	
Assessment of Taxes	58,925.00	Business Personalty Replacement Taxes	102,743.08	County Taxes .43 *	994,223.87
Collection of Taxes	16,200.00	Taxes from Public Utilities	430,898.00	County Library Taxes .02	57,135.73
Planning, Housing & Development	21,000.00	Other Miscellaneous Tax Revenues		Local Municipal Purpose Taxes .33	768,900.00
Human Resources	2,850.00	State Aid Revenues	40,170.87	Veteran & Senior Citizen Taxes	65,350.00
Elections		Federal Aid Revenues		Total Taxes for Rate Computation 1.88	4,450,185.10
General Administration (other)	307,972.00	State and Local Fiscal Assistance Act Utilized	125,185.86	Special District Taxes	
JUDICIARY		Sale of Acquired Property		Bank Corp. Taxes	19,012.65
Municipal Courts	37,680.00	Other Miscellaneous Revenues	502,734.31	Added and Omitted Taxes	70,372.09
PUBLIC SAFETY		Total	5,579,517.16	Total Taxes Levied - ABSTRACT	4,474,219.84
Fire Protection	93,268.03	Prior Years Surplus Appropriated	360,800.00	Total Taxes Billed	4,455,207.19
Police Protection	717,130.14	REVENUES TOTAL	5,540,317.16	1982 TAXES COLLECTED	4,054,736.11
Civil Defense & Disaster Control	500.00	Reserve For Uncollected Taxes	330,176.24	1982 Taxes Cancelled, Abated or Adjusted	300.00
Environmental Inspection & Control	68,360.97	CAPITAL OUTLAY TOTAL	587,908.56	Transfer to Tax Title Liens or Foreclosed	
Other Public Safety	100.00			Balance Outstanding Dec. 31, 1982	400,171.08
PUBLIC WORKS				PRIOR YEARS TAXES OUTSTANDING	
Streets and Drainage	195,276.00	Public Enterprises	587,908.56	Balance January 1, 1982	301,559.37
Sewers and Sewage Processing		Recreation—Culture		Collected in 1982	299,240.89
Garbage and Trash Disposal	136,000.00	Public Works		Cancelled, Abated or Adjusted 1982	
Public Buildings and Grounds	95,264.22	Buildings and Grounds		Transfers to Tax Title Liens or Foreclosed	
Other Public Works	66,500.00	Library and Education		Balance December 31, 1982	2,318.48
HEALTH and WELFARE:		Conservation		TAX TITLE LIENS OUTSTANDING	
Health Services Except Environmental	6,300.00	All Other		Balance January 1, 1982	47,877.31
Welfare-Public Assistance	11,440.88	CAPITAL DEBT AUTHORIZED, DECEMBER 31, 1982		Transfer From Taxes	
Hospitals, Clinics, First Aid		ISSUED AND UNISSUED		Redeemed in 1982	23,808.04
Animal, Insect, & Radent Control		School	2,698,000	Cancelled, Abated or Adjusted (1982)	
Other Welfare Services		Self-liquidating	3,243,000	Transfers to Foreclosed Property	
RECREATION and CONSERVATION		Other	167,971	Balance December 31, 1982	24,069.27
Beaches and Boardwalks		Total	6,108,971	PROPERTY ACQUIRED BY DEED OR FORECLOSURE	
Parks, Playgrounds, Shade Trees	20,695.00			Balance January 1, 1982	
Land Reclamation & Conservation		ISSUED AND OUTSTANDING		Transfers From Taxes or Liens	
Other Recreational Services	28,668.86	School	2,658,000.00	Sale for Cash (1982)	
EDUCATION (excluding schools)		Self-liquidating	3,243,000.00	Cancelled, Abated or Adjusted (1982)	
Libraries	6,000.00	Other	106,250.00	Balance December 31, 1982	
Other Educational Services		Total	6,047,250.00	CURRENT FINANCES DECEMBER 31, 1982	
STATUTORY EXPENDITURES		EQUALIZED VALUATION BASIS		ASSETS	
Pensions & F. I. C. A.	132,245.90	*FOR NET DEBT COMPUTATION	207,106.611	Cash Dec. 31, 1982	1,881,708.49
Employee Fringe Benefits	46,000.00	REAL PROPERTY VALUATIONS		Taxes Receivable	402,489.56
Other Statutory Expenditures	8,000.00	Code Class # of Parcels % VAL'N		Tax Title Liens	24,069.27
CETA And Other Public Employment Programs		1 Vacant Land 318 6.10	7,784,400.00	Foreclosed Property	
MUNICIPAL FUNCTIONS TOTAL	2,128,427.00	2 Residential 2207 62.48	79,682,850.00	Emergencies & Other Deferred Charges	82,000.00
CAPITAL IMPROVEMENTS *MEMO*		3 Form		State and Federal Aid Receivable	19,972.00
DEBT SERVICE		4a Commercial 284 27.12	34,591,375.00	Other Receivables	1,402.88
Principal Payments	35,625.00	4b Industrial		Total	2,411,642.20
Interest Payments		4c Apartments 32 4.30	5,480,900.00	LIABILITIES, RESERVES, AND SURPLUS	
		Total 2841	127,539,525.00	Cash Liabilities	1,513,307.02
DEFERRED CHARGES	57,905.85	Land Area 1.50 Sq. Miles		Reserves for Receivables	427,961.71
SCHOOL, COUNTY, SPECIAL DISTRICT TAXES	3,615,935.10	Net Valuation Taxable-Municipal	128,152,696	Surplus Dec. 31, 1982	470,373.47
RESERVE FOR UNCOLLECTED TAXES	330,176.24	Net Valuation Taxable-County	213,361,343	Total	2,411,642.20
EXPENDITURES TOTAL	6,168,069.19	State Equalized Valuation	231,747,860		
		State Equalization Ratio	55.18		



Population 1980 **10,660**  
 Population 1982 **10,947**  
 S & P Rating  
 Moody Rating **A1**

General Tax Rate Per \$100. **7.06**  
 State Equalized Tax Rate **2.85**

**POMPTON LAKES BOROUGH - PASSAIC CO.****Form of Government:****Borough Council****Number of Members on Governing Body - 6****PER CAPITA:**

Gross Debt **289.78**  
 Net Debt **146.00**  
 Debt Service **26.14**  
 Total Tax Levy **683.29**  
 Municipal Expenditures **259.35**

**PER CENT:**

Gross Debt **1.30**  
 Net Debt **.65**  
 Tax Levy Collected **98.10**  
 Tax Levy Cancelled, Abated or Adjusted **.19**

EXPENDITURES		REVENUES-REALIZED		1982 PROPERTY TAX	
<b>GENERAL GOVERNMENT</b>				<b>STATE EQUALIZED TAX RATE</b> <span style="border: 1px solid black; padding: 2px;">1.73</span>	
Governing Body & Public Boards		1982 Property Taxes Collected	<b>7,343,900.37</b>	Local District School Taxes	<b>4,528,062.50</b>
Municipal Clerk		1982 Payments in Lieu of Taxes	<b>57,847.86</b>	Regional & Consolidated School Tax	
Financial Administration	<b>57,947.00</b>	Delinquent Tax & Lien Collections	<b>125,329.29</b>	School Taxes in Municipal Budget	
Assessment of Taxes	<b>25,300.00</b>	Business Personalty Replacement Taxes	<b>268,451.16</b>	County Taxes	<b>.60</b>
Collection of Taxes	<b>35,963.46</b>	Taxes from Public Utilities	<b>516,678.00</b>	County Library Taxes	
Planning, Housing & Development	<b>5,200.00</b>	Other Miscellaneous Tax Revenues		Local Municipal Purpose Taxes	<b>.52</b>
Human Resources	<b>2,250.00</b>	State Aid Revenues	<b>56,072.39</b>	Veteran & Senior Citizen Taxes	<b>101,550.00</b>
Elections	<b>5,350.00</b>	Federal Aid Revenues		Total Taxes for Rate Computation	<b>2.85</b>
General Administration (other)	<b>263,240.00</b>	State and Local Fiscal Assistance Act Utilized	<b>68,895.60</b>	Special District Taxes	
<b>JUDICIARY</b>		Sale of Acquired Property	<b>50,500.00</b>	Bank Carp Taxes	<b>985.15</b>
Municipal Courts	<b>19,240.00</b>	Other Miscellaneous Revenues	<b>354,501.70</b>	Added and Omitted Taxes	<b>18,686.70</b>
<b>PUBLIC SAFETY</b>		Total	<b>8,882,176.37</b>	Total Taxes Levied - ABSTRACT	<b>7,479,943.17</b>
Fire Protection	<b>51,309.00</b>	Prior Years Surplus Appropriated	<b>240,000.00</b>	Total Taxes Billed	<b>7,485,804.14</b>
Police Protection	<b>668,886.85</b>	REVENUES	<b>9,122,176.37</b>	1982 TAXES COLLECTED	<b>7,343,900.37</b>
Civil Defense & Disaster Control	<b>1,200.00</b>	Reserve for Uncollected Taxes	<b>255,699.74</b>	1982 Taxes Cancelled, Abated or Adjusted	<b>14,254.14</b>
Environmental Inspection & Control	<b>9,977.00</b>	CAPITAL OUTLAY	<b>116,627.39</b>	Transfer to Tax Title Liens or Foreclosed	<b>20,904.66</b>
Other Public Safety		TOTAL		Balance Outstanding Dec. 31, 1982	<b>106,744.97</b>
<b>PUBLIC WORKS</b>				<b>PRIOR YEARS TAXES OUTSTANDING</b>	
Streets and Drainage	<b>350,757.00</b>	Public Enterprises		Balance January 1, 1982	<b>128,511.91</b>
Sewers and Sewage Processing	<b>3,500.00</b>	Recreation—Culture	<b>1,670.50</b>	Collected in 1982	<b>115,463.41</b>
Garbage and Trash Disposal	<b>214,900.00</b>	Public Works	<b>114,956.89</b>	Cancelled, Abated or Adjusted 1982	
Public Buildings and Grounds	<b>55,289.00</b>	Buildings and Grounds		Transfers to Tax Title Liens or Foreclosed	<b>9,509.92</b>
Other Public Works	<b>15,136.00</b>	Library and Education		Balance December 31, 1982	<b>3,538.58</b>
<b>HEALTH and WELFARE</b>		Conservation		<b>TAX TITLE LIENS OUTSTANDING</b>	
Health Services Except Environmental	<b>90,386.00</b>	All Other		Balance January 1, 1982	<b>14,203.55</b>
Welfare-Public Assistance	<b>5,500.00</b>	CAPITAL DEBT AUTHORIZED, DECEMBER 31, 1982		Transfer From Taxes	<b>31,662.66</b>
Hospitals, Clinics, First Aid		ISSUED AND UNISSUED	GROSS DEBT	Redeemed in 1982	<b>9,865.88</b>
Animal, Insect, & Rodent Control		School	<b>1,546,000</b>	Cancelled, Abated or Adjusted (1982)	
Other Welfare Services		Self-liquidating		Transfers to Foreclosed Property	<b>2,673.51</b>
<b>RECREATION and CONSERVATION</b>		Other	<b>1,626,250</b>	Balance December 31, 1982	<b>33,326.82</b>
Beaches and Boardwalks		Total	<b>3,172,250</b>	<b>PROPERTY ACQUIRED BY DEED OR FORECLOSURE</b>	
Parks, Playgrounds, Shade Trees	<b>10,100.00</b>	ISSUED AND OUTSTANDING		Balance January 1, 1982	<b>33,286.11</b>
Land Reclamation & Conservation	<b>250.00</b>	School	<b>1,546,000.00</b>	Transfers From Taxes or Liens	<b>3,188.89</b>
Other Recreational Services	<b>17,249.00</b>	Self-Liquidating		Sale for Cash (1982)	
<b>EDUCATION (excluding schools)</b>		Other	<b>1,615,750.00</b>	Cancelled, Abated or Adjusted (1982)	
Libraries	<b>76,000.00</b>	Total	<b>3,161,750.00</b>	Balance December 31, 1982	<b>36,475.00</b>
Other Educational Services		EQUALIZED VALUATION BASIS		<b>CURRENT FINANCES DECEMBER 31, 1982</b>	
<b>STATUTORY EXPENDITURES</b>		FOR NET DEBT COMPUTATION	<b>244,642,629</b>	<b>ASSETS</b>	
Pensions & F. I. C. A.	<b>226,574.00</b>	REAL PROPERTY VALUATIONS		Cash Dec. 31, 1982	<b>980,758.04</b>
Employee Fringe Benefits	<b>64,200.00</b>	Code Class # of Parcels % VAL'N	ASSESSED VALUATION	Taxes Receivable	<b>110,283.55</b>
Other Statutory Expenditures	<b>9,000.00</b>	1 Vacant Land 168 1.43	<b>1,458,800.00</b>	Tax Title Liens	<b>33,326.82</b>
<b>CETA And Other Public Employment Programs</b>		2 Residential 3092 79.81	<b>83,602,235.00</b>	Foreclosed Property	<b>36,475.00</b>
<b>MUNICIPAL FUNCTIONS</b>	<b>2,288,704.31</b>	3 Farm		Emergencies & Other Deferred Charges	<b>29,600.00</b>
<b>CAPITAL IMPROVEMENTS</b>	<b>*MEMO*</b>	4a Commercial 140 10.47	<b>10,968,000.00</b>	State and Federal Aid Receivable	<b>19,929.88</b>
<b>DEBT SERVICE</b>		4b Industrial 5 4.90	<b>5,137,950.00</b>	Other Receivables	<b>39,040.69</b>
Principal Payments	<b>165,000.00</b>	4c Apartments 7 3.38	<b>3,543,500.00</b>	Total	<b>1,249,413.98</b>
Interest Payments	<b>121,137.51</b>	Total 3412	<b>104,750,485.00</b>	<b>LIABILITIES, RESERVES, AND SURPLUS</b>	
<b>DEFERRED CHARGES</b>	<b>8,587.47</b>	Land Area 3.00 Sq. Miles		Cash Liabilities	<b>259,203.52</b>
<b>SCHOOL, COUNTY, SPECIAL DISTRICT TAXES</b>	<b>6,088,391.32</b>	Net Valuation Taxable-Municipal	<b>105,781,336</b>	Reserves for Receivables	<b>218,537.60</b>
<b>RESERVE FOR UNCOLLECTED TAXES</b>	<b>255,699.74</b>	Net Valuation Taxable-County	<b>256,045,011</b>	Surplus Dec. 31, 1982	<b>771,672.86</b>
<b>EXPENDITURES</b>	<b>8,927,520.35</b>	State Equalized Valuation	<b>260,122,361</b>	Total	<b>1,249,413.98</b>
		State Equalization Ratio	<b>40.43</b>		

Population 1980 837  
 Population 1982 857  
 S & P Rating  
 Moody Rating

General Tax Rate Per \$100.

6.98  
 State Equalized Tax Rate  
 2.09

**PORT REPUBLIC CITY - ATLANTIC CO.****Form of Government:****City Charter (P.L. 1897 c. 30)****Number of Members on Governing Body - 7****PER CAPITA**

Gross Debt 711.20  
 Net Debt  
 Debt Service 49.92  
 Total Tax Levy 658.28  
 Municipal Expenditures 297.41

**PER CENT**

Gross Debt 2.28  
 Net Debt  
 Tax Levy Collected 91.88  
 Tax Levy Cancelled, Abated  
 or Adjusted .18

EXPENDITURES		REVENUES-REALIZED		1982 PROPERTY TAX	
<b>GENERAL GOVERNMENT</b>				<b>STATE EQUALIZED TAX RATE</b>	
Governing Body & Public Boards		1982 Property Taxes Collected	518,760.99	Local District School Taxes 1.57	418,051.00
Municipal Clerk		1982 Payments in Lieu of Taxes		Regional & Consolidated School Tax	
Financial Administration	6,760.00	Delinquent Tax & Lien Collections	22,919.47	School Taxes in Municipal Budget	
Assessment of Taxes	17,500.00	Business Personality Replacement Taxes	5,963.48	County Taxes .49 *	130,624.45
Collection of Taxes	4,000.00	Taxes from Public Utilities	126,845.00	County Library Taxes .03	7,825.91
Planning, Housing & Development	900.00	Other Miscellaneous Tax Revenues		Local Municipal Purpose Taxes	
Human Resources		State Aid Revenues	4,381.92	Veteran & Senior Citizen Taxes	12,000.00
Elections	1,100.00	Federal Aid Revenues		Total Taxes for Rate Computation 2.09	568,501.36
General Administration (other)	42,515.00	State and Local Fiscal Assistance Act Utilized	8,447.86	Special District Taxes	
<b>JUDICIARY</b>		Sale of Acquired Property		Bank Corp. Taxes	
Municipal Courts		Other Miscellaneous Revenues	32,380.84	Added and Omitted Taxes	7,644.30
<b>PUBLIC SAFETY</b>		Total	719,699.56	Total Taxes Levied - ABSTRACT	564,145.66
Fire Protection	12,500.00	Prior Years Surplus Appropriated	70,000.00	Total Taxes Billed	564,625.90
Police Protection	200.00	REVENUES TOTAL	789,699.56	1982 TAXES COLLECTED	518,760.99
Civil Defense & Disaster Control	1,000.00	Reserve For Uncollected Taxes	44,384.81	1982 Taxes Cancelled, Abated or Adjusted	1,040.02
Environmental Inspection & Control	1,576.00	CAPITAL OUTLAY TOTAL	19,642.42	Transfer to Tax Title Liens or Foreclosed	7,182.42
Other Public Safety				Balance Outstanding Dec. 31, 1982	37,642.47
<b>PUBLIC WORKS</b>				PRIOR YEARS TAXES OUTSTANDING	
Streets and Drainage	35,046.04	Public Enterprises		Balance January 1, 1982	20,410.83
Sewers and Sewage Processing		Recreation—Culture		Collected in 1982	18,328.12
Garbage and Trash Disposal	8,500.00	Public Works	19,642.42	Cancelled, Abated or Adjusted 1982	2,082.60
Public Buildings and Grounds	8,000.00	Buildings and Grounds		Transfers to Tax Title Liens or Foreclosed	
Other Public Works		Library and Education		Balance December 31, 1982	.11
<b>HEALTH and WELFARE</b>		Conservation		TAX TITLE LIENS OUTSTANDING	
Health Services Except Environmental		All Other		Balance January 1, 1982	17,395.51
Welfare-Public Assistance	75.00	CAPITAL DEBT AUTHORIZED, DECEMBER 31, 1982		Transfer From Taxes	7,182.42
Hospitals, Clinics, First Aid		ISSUED AND UNISSUED		Redeemed in 1982	4,591.35
Animal, Insect, & Rodent Control	1,650.00	School	609,500	Cancelled, Abated or Adjusted (1982)	1,319.51
Other Welfare Services		Self-liquidating		Transfers to Foreclosed Property	
<b>RECREATION and CONSERVATION</b>		Other		Balance December 31, 1982	18,667.07
Beaches and Boardwalks		Total	609,500	PROPERTY ACQUIRED BY DEED OR	
Parks, Playgrounds, Shade Trees	18,857.95			FORECLOSURE	
Land Reclamation & Conservation		ISSUED AND OUTSTANDING		Balance January 1, 1982	1,000.00
Other Recreational Services		School	609,500.00	Transfers From Taxes or Liens	
<b>EDUCATION (excluding schools)</b>		Self-Liquidating		Sale for Cash (1982)	
Libraries		Other		Cancelled, Abated or Adjusted (1982)	
Other Educational Services		Total	609,500.00	Balance December 31, 1982	1,000.00
<b>STATUTORY EXPENDITURES</b>		EQUALIZED VALUATION BASIS		CURRENT FINANCES DECEMBER 31, 1982	
Pensions & F. I. C. A.	4,324.00	FOR NET DEBT COMPUTATION	26,754,872	ASSETS	
Employee Fringe Benefits	150.00	REAL PROPERTY VALUATIONS		Cash Dec. 31, 1982	246,686.50
Other Statutory Expenditures	750.00	Code Class # of Parcels % VAL'N	ASSESSED VALUATION	Taxes Receivable	37,642.58
CETA And Other Public Employment Programs		1 Vacant Land 211 12.57	991,850.00	Tax Title Liens	18,667.07
<b>MUNICIPAL FUNCTIONS</b>		2 Residential 305 79.22	6,249,000.00	Foreclosed Property	1,000.00
CAPITAL IMPROVEMENTS *MEMO*	15,000.00	3 Farm 25 3.08	243,000.00	Emergencies & Other Deferred Charges	27,449.01
<b>DEBT SERVICE</b>		4a Commercial 13 5.11	402,700.00	State and Federal Aid Receivable	
Principal Payments	16,250.00	4b Industrial 1 .02	1,600.00	Other Receivables	3,140.71
Interest Payments	26,527.59	4c Apartments		Total	334,585.87
TYPE I SCHL DEBT *MEMO	42,777.59	Total	7,888,150.00	LIABILITIES, RESERVES, AND SURPLUS	
DEFERRED CHARGES	2,314.00	Land Area 8.10 Sq. Miles		Cash Liabilities	209,622.20
SCHOOL, COUNTY, SPECIAL DISTRICT TAXES	556,501.36	Net Valuation Taxable-Municipal	7,979,894	Reserves for Receivables	60,450.36
RESERVE FOR UNCOLLECTED TAXES	44,384.81	Net Valuation Taxable-County	29,429,104	Surplus Dec. 31, 1982	64,513.31
EXPENDITURES TOTAL	811,381.75	State Equalized Valuation	26,429,474	Total	334,585.87
		State Equalization Ratio	29.95		



## PRINCETON BOROUGH - MERCER COUNTY

## Form of Government:

## Borough Council

## Number of Members on Governing Body - 6

## PER CAPITA:

Gross Debt	318.69
Net Debt	193.70
Debt Service	32.87
Total Tax Levy	710.34
Municipal Expenditures	462.34

## PER CENT:

Gross Debt	1.12
Net Debt	.68
Tax Levy Collected	94.51
Tax Levy Cancelled, Abated or Adjusted	.60

General Tax Rate Per \$100.

2.41

State Equalized Tax Rate

2.25

EXPENDITURES		REVENUES-REALIZED		1982 PROPERTY TAX	
GENERAL GOVERNMENT				STATE EQUALIZED TAX RATE	
Governing Body & Public Boards	11,806.00	1982 Property Taxes Collected	8,110,338.57	Local District School Taxes	
Municipal Clerk		1982 Payments in Lieu of Taxes	8,061.30	Regional & Consolidated School Tax .97	3,700,515.35
Financial Administration	9,900.00	Delinquent Tax & Lien Collections	400,346.48	School Taxes in Municipal Budget	
Assessment of Taxes	14,999.00	Business Personalty Replacement Taxes	190,926.32	County Taxes .78	2,969,963.19
Collection of Taxes	51,994.00	Taxes from Public Utilities	687,144.00	County Library Taxes	
Planning, Housing & Development	57,980.00	Other Miscellaneous Tax Revenues		Local Municipal Purpose Taxes .45	1,863,582.00
Human Resources	51,439.00	State Aid Revenues	105,992.92	Veteran & Senior Citizen Taxes	42,400.00
Elections	9,842.00	Federal Aid Revenues		Total Taxes for Rate Computation 2.24	8,576,460.54
General Administration (other)	589,778.00	State and Local Fiscal Assistance Act Utilized	45,984.00	Special District Taxes	
JUDICIARY		Sale of Acquired Property		Bank Corp. Taxes	32,434.70
Municipal Courts	101,291.00	Other Miscellaneous Revenues	2,860,885.51	Added and Omitted Taxes	27,139.46
PUBLIC SAFETY		Total	12,409,679.10	Total Taxes Levied - ABSTRACT	8,593,634.70
Fire Protection	51,286.00	Prior Years Surplus Appropriated	135,000.00	Total Taxes Billed	8,581,538.19
Police Protection	877,397.00	REVENUES TOTAL	12,544,679.10	1982 TAXES COLLECTED	8,110,338.57
Civil Defense & Disaster Control	250.00	Reserve For Uncollected Taxes	668,006.00	1982 Taxes Cancelled, Abated or Adjusted	51,319.41
Environmental Inspection & Control	52,148.00	CAPITAL OUTLAY TOTAL	676,308.70	Transfer to Tax Title Liens or Foreclosed Balance Outstanding Dec. 31, 1982	419,880.21
Other Public Safety				PRIOR YEARS TAXES OUTSTANDING	
PUBLIC WORKS				Balance January 1, 1982	394,290.84
Streets and Drainage	400,524.00	Public Enterprises	2,367.44	Collected in 1982	353,141.38
Sewers and Sewage Processing	1,054,062.00	Recreation—Culture	593,415.33	Cancelled, Abated or Adjusted 1982	668.25
Garbage and Trash Disposal	142,208.00	Public Works	72,673.45	Transfers to Tax Title Liens or Foreclosed	
Public Buildings and Grounds	168,818.00	Buildings and Grounds	7,852.48	Balance December 31, 1982	481.21
Other Public Works	12,500.00	Library and Education		TAX TITLE LIENS OUTSTANDING	
HEALTH and WELFARE		Conservation		Balance January 1, 1982	7,205.10
Health Services Except Environmental	118,436.00	All Other		Transfer From Taxes	
Welfare-Public Assistance	14,117.00	CAPITAL DEBT AUTHORIZED, DECEMBER 31, 1982		Redeemed in 1982	7,205.10
Hospitals, Clinics, First Aid		ISSUED AND UNISSUED		Cancelled, Abated or Adjusted (1982)	
Animal, Insect, & Rodent Control		School	1,467,902	Transfers to Foreclosed Property	
Other Welfare Services		Self-liquidating		Balance December 31, 1982	
RECREATION and CONSERVATION		Other	2,387,586	PROPERTY ACQUIRED BY DEED OR FORECLOSURE	
Beaches and Boardwalks		Total	3,855,488	Balance January 1, 1982	10,000.00
Parks, Playgrounds, Shade Trees	11,017.00	ISSUED AND OUTSTANDING		Transfers From Taxes or Liens	
Land Reclamation & Conservation	603.00	School	1,467,902.10	Sale for Cash (1982)	
Other Recreational Services	101,932.00	Self-Liquidating		Cancelled, Abated or Adjusted (1982)	
EDUCATION (excluding schools)		Other	1,435,050.00	Balance December 31, 1982	10,000.00
Libraries	203,831.00	Total	2,902,952.10	CURRENT FINANCES DECEMBER 31, 1982	
Other Educational Services		EQUALIZED VALUATION BASIS		ASSETS	
STATUTORY EXPENDITURES		FOR NET DEBT COMPUTATION	345,290,623	Cash Dec. 31, 1982	1,811,092.58
Pensions & F. I. C. A.	370,803.00	REAL PROPERTY VALUATIONS		Taxes Receivable	420,361.42
Employee Fringe Benefits		Code Class # of Parcels % VAL'N		Tax Title Liens	
Other Statutory Expenditures	8,500.00	1 Vacant Land 122 1.28	4,431,500.00	Foreclosed Property	10,000.00
CETA And Other Public Employment Programs		2 Residential 1836 71.35	247,786,550.00	Emergencies & Other Deferred Charges	
MUNICIPAL FUNCTIONS TOTAL	4,527,461.00	3 Farm		State and Federal Aid Receivable	12,500.00
CAPITAL IMPROVEMENTS *MEMO*	20,000.00	4a Commercial 180 22.44	77,533,000.00	Other Receivables	41,807.26
DEBT SERVICE		4b Industrial		Total	2,255,761.26
Principal Payments	265,400.00	4c Apartments 40 4.94	17,144,080.00	LIABILITIES, RESERVES, AND SURPLUS	
Interest Payments	132,248.71	Total	347,255,130.00	Cash Liabilities	768,637.19
DEFERRED CHARGES	223.80	Land Area 1.76 Sq. Miles		Reserves for Receivables	472,168.68
SCHOOL, COUNTY, SPECIAL DISTRICT TAXES	6,670,478.54	Net Valuation Taxable-Municipal	354,954,304	Surplus Dec. 31, 1982	1,054,955.35
RESERVE FOR UNCOLLECTED TAXES	668,006.00	Net Valuation Taxable-County	361,816,421	Total	2,295,761.26
EXPENDITURES TOTAL	12,263,818.05	State Equalized Valuation	379,083,312		
		State Equalization Ratio	93.52		

Population 1980 13,683  
 Population 1982 13,772  
 S & P Rating AA  
 Moody Rating AAI

General Tax Rate Per \$100.

State Equalized Tax Rate

2.14

**PRINCETON TOWNSHIP – MERCER COUNTY****Form of Government:****Township Committee****Number of Members on Governing Body – 5****PER CAPITA:**

Gross Debt 476.54  
 Net Debt 282.66  
 Debt Service 32.08  
 Total Tax Levy 1,047.37  
 Municipal Expenditures 425.17

**PER CENT:**

Gross Debt 1.04  
 Net Debt .62  
 Tax Levy Collected 94.05  
 Tax Levy Cancelled, Abated or Adjusted .18

EXPENDITURES		REVENUES-REALIZED		1982 PROPERTY TAX	
<b>GENERAL GOVERNMENT</b>				STATE EQUALIZED TAX RATE →	
Governing Body & Public Boards	37,899.25	1982 Property Taxes Collected		Local District School Taxes	
Municipal Clerk	59,068.00	1982 Payments in Lieu of Taxes		Regional & Consolidated School Tax	1.00
Financial Administration	71,377.00	Delinquent Tax & Lien Collections		School Taxes in Municipal Budget	
Assessment of Taxes	21,515.00	Business Personality Replacement Taxes		County Taxes	.81
Collection of Taxes	76,080.00	Taxes from Public Utilities		County Library Taxes	
Planning, Housing & Development	57,295.00	Other Miscellaneous Tax Revenues		Local Municipal Purpose Taxes	.32
Human Resources	224,959.00	State Aid Revenues		Veteran & Senior Citizen Taxes	
Elections	3,720.00	Federal Aid Revenues		Total Taxes for Rate Computation	2.13
General Administration (other)	552,965.00	State and Local Fiscal Assistance Act Utilized		Special District Taxes	
<b>JUDICIARY</b>		Sole of Acquired Property		Bank Corp. Taxes	
Municipal Courts	29,075.00	Other Miscellaneous Revenues		Added and Omitted Taxes	
<b>PUBLIC SAFETY</b>		Total		Total Taxes Levied - ABSTRACT	
Fire Protection	55,716.00	Prior Years Surplus Appropriated		Total Taxes Billed	
Police Protection	889,314.00	REVENUES TOTAL		1982 TAXES COLLECTED	
Civil Defense & Disaster Control	125.00	Reserve For Uncollected Taxes		1982 Taxes Cancelled, Abated or Adjusted	
Environmental Inspection & Control	64,363.50	CAPITAL OUTLAY TOTAL		Transfer to Tax Title Liens or Foreclosed	
Other Public Safety				Balance Outstanding Dec. 31, 1982	
<b>PUBLIC WORKS</b>		Public Enterprises		PRIOR YEARS TAXES OUTSTANDING	
Streets and Drainage	352,254.00	Recreation—Culture		Balance January 1, 1982	
Sewers and Sewage Processing	960,922.00	Public Works		Collected in 1982	
Garbage and Trash Disposal		Buildings and Grounds		Cancelled, Abated or Adjusted 1982	
Public Buildings and Grounds	87,675.00	Library and Education		Transfers to Tax Title Liens or Foreclosed	
Other Public Works		Conservation		Balance December 31, 1982	
<b>HEALTH and WELFARE</b>		All Other		TAX TITLE LIENS OUTSTANDING	
Health Services Except Environmental	89,363.00	CAPITAL DEBT AUTHORIZED, DECEMBER 31, 1982		Balance January 1, 1982	
Welfare-Public Assistance	31,820.00	ISSUED AND UNISSUED GROSS DEBT NET DEBT		Transfers From Taxes	
Hospitals, Clinics, First Aid		School 2,670,097		Redeemed in 1982	
Animal, Insect, & Rodent Control	4,495.00	Self-liquidating		Cancelled, Abated or Adjusted (1982)	
Other Welfare Services		Other 3,892,841		Transfers to Foreclosed Property	
<b>RECREATION and CONSERVATION</b>		Total 6,562,938		Balance December 31, 1982	
Beaches and Boardwalks		ISSUED AND OUTSTANDING		PROPERTY ACQUIRED BY DEED OR FORECLOSURE	
Parks, Playgrounds, Shade Trees	2,595.00	School 2,670,097.90		Balance January 1, 1982	
Land Reclamation & Conservation	1,705.00	Self-Liquidating		Transfers From Taxes or Liens	
Other Recreational Services	189,452.00	Other 3,164,441.00		Sole for Cash (1982)	
<b>EDUCATION (excluding schools)</b>		Total 5,834,538.90		Cancelled, Abated or Adjusted (1982)	
Libraries	362,692.00	EQUALIZED VALUATION BASIS FOR NET DEBT COMPUTATION		Balance December 31, 1982	
Other Educational Services	75.00	REAL PROPERTY VALUATIONS		CURRENT FINANCES DECEMBER 31, 1982	
<b>STATUTORY EXPENDITURES</b>		Code Class # of Parcels % VAL'N ASSESSED VALUATION		ASSETS	
Pensions & F. I. C. A.	229,581.61	1 Vacant Land 513 4.54 28,813,820.00		Cash Dec. 31, 1982	
Employee Fringe Benefits		2 Residential 3473 84.93 538,674,900.00		Taxes Receivable	
Other Statutory Expenditures	1,000.00	3 Farm 65 2.54 16,107,050.00		Tax Title Liens	
CETA And Other Public Employment Programs		4a Commercial 82 4.29 27,231,600.00		Foreclosed Property	
<b>MUNICIPAL FUNCTIONS TOTAL</b>	4,617,101.36	4b Industrial 2 .28 1,786,400.00		Emergencies & Other Deferred Charges	
<b>CAPITAL IMPROVEMENTS *MEMC*</b>	37,315.00	4c Apartments 7 3.41 21,657,700.00		State and Federal Aid Receivable	
<b>DEBT SERVICE</b>		Total 4142 634,271,470.00		Other Receivables	
Principal Payments	275,156.99	Land Area 16.25 Sq. Miles		Total	
Interest Payments	166,635.60	Net Valuation Taxable-Municipal		LIABILITIES, RESERVES, AND SURPLUS	
<b>DEFERRED CHARGES</b>		Net Valuation Taxable-County		Cash Liabilities	
SCHOOL, COUNTY, SPECIAL DISTRICT TAXES	21,385.64	State Equalized Valuation		Reserves for Receivables	
RESERVE FOR UNCOLLECTED TAXES	775,211.00	State Equalization Ratio		Surplus Dec. 31, 1982	
<b>EXPENDITURES TOTAL</b>	18,035,612.85			Total	



1610

Population 1980 5,142  
 Population 1982 5,204  
 S & P Rating  
 Moody Rating

General Tax Rate Per \$100.  
 5.69  
 State Equalized Tax Rate  
 2.44

## PROSPECT PARK BOROUGH - PASSAIC CO.

## Form of Government:

## Borough Council

## Number of Members on Governing Body - 6

## PER CAPITA:

Gross Debt 263.57  
 Net Debt 101.27  
 Debt Service 16.33  
 Total Tax Levy 354.98  
 Municipal Expenditures 156.58

## PER CENT:

Gross Debt 1.99  
 Net Debt .77  
 Tax Levy Collected 99.29  
 Tax Levy Cancelled, Abated or Adjusted .05

EXPENDITURES		REVENUES-REALIZED		1982 PROPERTY TAX	
GENERAL GOVERNMENT				STATE EQUALIZED TAX RATE	
Governing Body & Public Boards		1982 Property Taxes Collected	1,807,884.94	Local District School Taxes .70	525,267.00
Municipal Clerk		1982 Payments in Lieu of Taxes		Regional & Consolidated School Tax .68	505,852.35
Financial Administration	5,500.00	Delinquent Tax & Lien Collections	13,871.99	School Taxes in Municipal Budget	
Assessment of Taxes	4,900.00	Business Personalty Replacement Taxes	52,735.96	County Taxes .61	451,516.10
Collection of Taxes	11,000.00	Taxes from Public Utilities	151,114.00	County Library Taxes	
Planning, Housing & Development	800.00	Other Miscellaneous Tax Revenues		Local Municipal Purpose Taxes .45	336,537.54
Human Resources*	200.00	State Aid Revenues	50,261.98	Veteran & Senior Citizen Taxes	55,850.00
Elections		Federal Aid Revenues		Total Taxes for Rate Computation 2.44	1,875,022.99
General Administration (other)	85,659.40	State and Local Fiscal Assistance Act Utilized	23,043.66	Special District Taxes	
JUDICIARY		Sale of Acquired Property		Bank Corp. Taxes	29,139.13
Municipal Courts	19,900.00	Other Miscellaneous Revenues	75,606.85	Added and Omitted Taxes	
PUBLIC SAFETY		Total	2,184,519.38	Total Taxes Levied - ABSTRACT	1,847,312.12
Fire Protection	26,401.00	Prior Years Surplus Appropriated	125,000.00	Total Taxes Billed	1,820,726.03
Police Protection	232,200.00	REVENUES TOTAL	2,309,519.38	1982 TAXES COLLECTED	1,807,884.94
Civil Defense & Disaster Control	500.00	Reserve For Uncollected Taxes	36,368.00	1982 Taxes Cancelled, Abated or Adjusted	834.32
Environmental Inspection & Control	8,153.00	CAPITAL OUTLAY TOTAL	4,604.57	Transfer to Tax Title Liens or Foreclosed	1,468.02
Other Public Safety				Balance Outstanding Dec. 31, 1982	10,538.75
PUBLIC WORKS				PRIOR YEARS TAXES OUTSTANDING	
Streets and Drainage	93,000.00	Public Enterprises		Balance January 1, 1982	15,157.33
Sewers and Sewage Processing	36,405.14	Recreation—Culture		Collected in 1982	13,871.99
Garbage and Trash Disposal	75,000.00	Public Works		Cancelled, Abated or Adjusted 1982	
Public Buildings and Grounds	22,061.91	Buildings and Grounds	4,604.57	Transfers to Tax Title Liens or Foreclosed	
Other Public Works		Library and Education		Balance December 31, 1982	1,285.34
HEALTH and WELFARE		Conservation		TAX TITLE LIENS OUTSTANDING	
Health Services Except Environmental	15,683.02	All Other		Balance January 1, 1982	1,828.91
Welfare-Public Assistance	2,850.00	CAPITAL DEBT AUTHORIZED, DECEMBER 31, 1982		Transfer From Taxes	1,637.72
Hospitals, Clinics, First Aid		ISSUED AND UNISSUED GROSS DEBT		Redeemed in 1982	
Animal, Insect, & Rodent Control		School 347,604		Cancelled, Abated or Adjusted (1982)	
Other Welfare Services		Self-liquidating		Transfers to Foreclosed Property	
RECREATION and CONSERVATION		Other 1,024,000	527,000	Balance December 31, 1982	3,466.63
Beaches and Boardwalks		Total 1,371,604	527,000	PROPERTY ACQUIRED BY DEED OR	
Parks, Playgrounds, Shade Trees				FORECLOSURE	
Land Reclamation & Conservation				Balance January 1, 1982	250.00
Other Recreational Services	1,034.93	ISSUED AND OUTSTANDING		Transfers From Taxes or Liens	
EDUCATION (excluding schools)		School 347,604.77		Sale for Cash (1982)	
Libraries		Self-Liquidating		Cancelled, Abated or Adjusted (1982)	
Other Educational Services		Other 1,024,000.00	1,371,604.77	Balance December 31, 1982	250.00
STATUTORY EXPENDITURES		Total 1,371,604		CURRENT FINANCES DECEMBER 31, 1982	
Pensions & F. I. C. A.	36,301.73	EQUALIZED VALUATION BASIS		ASSETS	
Employee Fringe Benefits	14,753.65	FOR NET DEBT COMPUTATION	68,845,368	Cash Dec. 31, 1982	247,274.68
Other Statutory Expenditures	1,150.00	REAL PROPERTY VALUATIONS		Taxes Receivable	11,824.09
CETA And Other Public Employment Programs		Code Class # of Parcels % VAL'N		Tax Title Liens	3,466.63
MUNICIPAL FUNCTIONS TOTAL	693,453.78	1 Vacant Land 29 1.10	350,200.00	Foreclosed Property	250.00
CAPITAL IMPROVEMENTS *MEMC*	4,000.00	2 Residential 1064 83.77	26,579,500.00	Emergencies & Other Deferred Charges	
DEBT SERVICE		3 Farm		State and Federal Aid Receivable	
Principal Payments	30,000.00	4a Commercial 75 13.15	4,172,200.00	Other Receivables	5,980.23
Interest Payments	55,003.75	4b Industrial 3 1.85	587,500.00	Total	268,795.63
DEFERRED CHARGES		4c Apartments 1 .13	41,400.00	LIABILITIES, RESERVES, AND SURPLUS	
SCHOOL, COUNTY, SPECIAL DISTRICT TAXES	1,482,635.45	Total 1172	31,730,800.00	Cash Liabilities	75,612.92
RESERVE FOR UNCOLLECTED TAXES	36,368.00	Land Area .45 Sq. Miles		Reserves for Receivables	21,520.95
EXPENDITURES TOTAL	2,297,460.98	Net Valuation Taxable-Municipal	31,998,700	Surplus Dec. 31, 1982	171,661.76
		Net Valuation Taxable-County	73,363,744	Total	268,795.63
		State Equalized Valuation	74,198,003		
		State Equalization Ratio	42.92		

Population 1980 2,887  
 Population 1982 2,906  
 S & P Rating  
 Moody Rating

General Tax Rate Per \$100.  
 3.47  
 State Equalized Tax Rate  
 2.24

**QUINTON TOWNSHIP – SALEM COUNTY**  
**Form of Government:**  
**Township Committee**  
**Number of Members on Governing Body – 3**

PER CENT:  
 Gross Debt 306.61  
 Net Debt  
 Debt Service  
 Total Tax Levy 342.25  
 Municipal Expenditures 172.75  
 PER CENT:  
 Gross Debt 2.40  
 Net Debt  
 Tax Levy Collected 80.91  
 Tax Levy Cancelled, Abated or Adjusted .17

EXPENDITURES		REVENUES-REALIZED		1982 PROPERTY TAX	
GENERAL GOVERNMENT				STATE EQUALIZED TAX RATE $\rightarrow$	
Governing Body & Public Boards	7,800.00	1982 Property Taxes Collected	806,479.55	Local District School Taxes	1.48 657,681.75
Municipal Clerk	3,000.01	1982 Payments in Lieu of Taxes		Regional & Consolidated School Tax	
Financial Administration	15,400.00	Delinquent Tax & Lien Collections	139,988.41	School Taxes in Municipal Budget	
Assessment of Taxes	4,500.00	Business Personalty Replacement Taxes	30,753.83	County Taxes	.75 334,570.70
Collection of Taxes	7,800.00	Taxes from Public Utilities	184,215.00	County Library Taxes	
Planning, Housing & Development	3,516.22	Other Miscellaneous Tax Revenues		Local Municipal Purpose Taxes	
Human Resources		State Aid Revenues	18,066.99	Veteran & Senior Citizen Taxes	33,375.00
Elections		Federal Aid Revenues		Total Taxes for Rate Computation	2.23 1,025,627.45
General Administration (other)	34,357.86	State and Local Fiscal Assistance Act Utilized	16,260.00	Special District Taxes	
JUDICIARY		Sale of Acquired Property		Bank Corp. Taxes	256.97
Municipal Courts	7,642.57	Other Miscellaneous Revenues		Added and Omitted Taxes	2,061.77
PUBLIC SAFETY		Total	1,279,709.31	Total Taxes Levied - ABSTRACT	994,571.15
Fire Protection	14,350.00	Prior Years Surplus Appropriated	100,000.00	Total Taxes Billed	996,716.11
Police Protection	7,000.00	REVENUES TOTAL	1,379,709.31	1982 TAXES COLLECTED	806,479.59
Civil Defense & Disaster Control	2,770.35	Reserve For Uncollected Taxes	205,700.00	1982 Taxes Cancelled, Abated or Adjusted	1,672.54
Environmental Inspection & Control	11,372.95			Transfer to Tax Title Liens or Foreclosed	36,817.33
Other Public Safety				Balance Outstanding Dec. 31, 1982	151,476.65
PUBLIC WORKS		CAPITAL OUTLAY TOTAL	4,832.37	PRIOR YEARS TAXES OUTSTANDING	
Streets and Drainage	129,918.86	Public Enterprises		Balance January 1, 1982	138,417.83
Sewers and Sewage Processing		Recreation—Culture		Collected in 1982	125,204.47
Garbage and Trash Disposal	12,120.00	Public Works		Cancelled, Abated or Adjusted 1982	
Public Buildings and Grounds	20,100.53	Buildings and Grounds	4,832.37	Transfers to Tax Title Liens or Foreclosed	4,010.77
Other Public Works		Library and Education		Balance December 31, 1982	9,202.59
HEALTH and WELFARE		Conservation		TAX TITLE LIENS OUTSTANDING	
Health Services Except Environmental	1,540.00	All Other		Balance January 1, 1982	241,731.72
Welfare-Public Assistance	2,700.00			Transfer From Taxes	41,516.50
Hospitals, Clinics, First Aid	1,500.00	CAPITAL DEBT AUTHORIZED, DECEMBER 31, 1982		Redeemed in 1982	14,783.94
Animal, Insect, & Rodent Control	2,800.00	ISSUED AND UNISSUED GROSS DEBT		Cancelled, Abated or Adjusted (1982)	
Other Welfare Services		School	891,000	Transfers to Foreclosed Property	
RECREATION and CONSERVATION		Self-liquidating		Balance December 31, 1982	268,464.28
Beaches and Boardwalks		Other		PROPERTY ACQUIRED BY DEED OR FORECLOSURE	
Parks, Playgrounds, Shade Trees		Total	891,000	Balance January 1, 1982	30,144.54
Land Reclamation & Conservation				Transfers From Taxes or Liens	
Other Recreational Services	2,017.00	ISSUED AND OUTSTANDING		Sale for Cash (1982)	
EDUCATION (excluding schools)		School	891,000.00	Cancelled, Abated or Adjusted (1982)	
Libraries		Self-liquidating		Balance December 31, 1982	30,144.54
Other Educational Services		Other		CURRENT FINANCES DECEMBER 31, 1982	
STATUTORY EXPENDITURES		Total	891,000.00	ASSETS	
Pensions & F. I. C. A.	4,100.00	EQUALIZED VALUATION BASIS		Cash Dec. 31, 1982	583,097.08
Employee Fringe Benefits		FOR NET DEBT COMPUTATION	37,062,980	Taxes Receivable	160,679.24
Other Statutory Expenditures		REAL PROPERTY VALUATIONS		Tax Title Liens	268,464.28
CETA And Other Public Employment Programs		Code Class # of Parcels % VAL'N		Foreclosed Property	30,144.54
MUNICIPAL FUNCTIONS TOTAL	296,306.35	1 Vacant Land 563 8.20	2,130,250.00	Emergencies & Other Deferred Charges	586.35
CAPITAL IMPROVEMENTS *MEMO*		2 Residential 729 65.57	17,043,300.00	State and Federal Aid Receivable	
DEBT SERVICE		3 Farm 310 14.43	3,749,650.00	Other Receivables	9,004.77
Principal Payments		4a Commercial 56 11.81	3,069,975.00	Total	1,051,976.26
Interest Payments		4b Industrial		LIABILITIES, RESERVES, AND SURPLUS	
		4c Apartments		Cash Liabilities	72,042.29
DEFERRED CHARGES		Total 1658	25,993,175.00	Reserves for Receivables	468,292.83
SCHOOL, COUNTY, SPECIAL DISTRICT TAXES	952,252.45	Land Area 24.35 Sq. Miles		Surplus Dec. 31, 1982	511,641.14
RESERVE FOR UNCOLLECTED TAXES	205,700.00	Net Valuation Taxable-Municipal	28,658,963	Total	1,051,976.26
EXPENDITURES TOTAL	1,494,258.80	Net Valuation Taxable-County	40,600,760		
		State Equalized Valuation	42,915,362		
		State Equalization Ratio	64.58		



## RAHWAY CITY – UNION COUNTY

## Form of Government:

## Mayor–Council Plan F (OMCL 50)

## Number of Members on Governing Body – 9

## PER CAPITA:

Gross Debt	339.36
Net Debt	302.02
Debt Service	28.93
Total Tax Levy	640.68
Municipal Expenditures	396.61

## PER CENT:

Gross Debt	1.83
Net Debt	1.62
Tax Levy Collected	97.79
Tax Levy Cancelled, Abated or Adjusted	.08

General Tax Rate Per \$100.

4.76

State Equalized Tax Rate

3.23

EXPENDITURES		REVENUES-REALIZED		1982 PROPERTY TAX	
GENERAL GOVERNMENT				STATE EQUALIZED TAX RATE	
Governing Body & Public Boards	41,091.00	1982 Property Taxes Collected	16,766,522.96	Local District School Taxes	1.52
Municipal Clerk	60,228.00	1982 Payments in Lieu of Taxes	217,033.33	Regional & Consolidated School Tax	
Financial Administration	147,000.00	Delinquent Tax & Lien Collections	249,774.78	School Taxes in Municipal Budget	.01
Assessment of Taxes	82,627.00	Business Personality Replacement Taxes	832,773.64	County Taxes	.53
Collection of Taxes		Taxes from Public Utilities	1,481,184.00	County Library Taxes	
Planning, Housing & Development	25,015.00	Other Miscellaneous Tax Revenues		Local Municipal Purpose Taxes	1.16
Human Resources		State Aid Revenues	488,660.27	Veteran & Senior Citizen Taxes	
Elections		Federal Aid Revenues		Total Taxes for Rate Computation	3.22
General Administration (other)	568,247.72	State and Local Fiscal Assistance Act Utilized	306,892.45	Special District Taxes	
JUDICIARY		Sale of Acquired Property		Bank Corp. Taxes	10,008.08
Municipal Courts	51,144.00	Other Miscellaneous Revenues	715,486.24	Added and Omitted Taxes	24,915.34
PUBLIC SAFETY		Total	21,058,327.67	Total Taxes Levied - ABSTRACT	17,138,166.19
Fire Protection	1,641,678.00	Prior Years Surplus Appropriated	192,000.00	Total Taxes Billed	17,146,140.30
Police Protection	2,127,988.00	REVENUES TOTAL	21,250,327.67	1982 TAXES COLLECTED	16,766,522.96
Civil Defense & Disaster Control	5,599.00	Reserve For Uncollected Taxes	350,770.23	1982 Taxes Cancelled, Abated or Adjusted	14,470.40
Environmental Inspection & Control	80,692.00			Transfer to Tax Title Liens or Foreclosed	61,683.56
Other Public Safety		CAPITAL OUTLAY TOTAL	291,652.35	Balance Outstanding Dec. 31, 1982	303,463.38
PUBLIC WORKS				PRIOR YEARS TAXES OUTSTANDING	
Streets and Drainage	274,690.90	Public Enterprises	5,150.46	Balance January 1, 1982	283,033.69
Sewers and Sewage Processing	763,471.33	Recreation—Culture		Collected in 1982	234,885.27
Garbage and Trash Disposal	462,794.00	Public Works	228,946.32	Cancelled, Abated or Adjusted 1982	6,050.00
Public Buildings and Grounds	22,000.00	Buildings and Grounds	54,352.89	Transfers to Tax Title Liens or Foreclosed	40,780.72
Other Public Works	548,577.00	Library and Education		Balance December 31, 1982	1,317.70
HEALTH and WELFARE		Conservation	3,202.68	TAX TITLE LIENS OUTSTANDING	
Health Services Except Environmental	246,036.00	All Other		Balance January 1, 1982	55,321.95
Welfare-Public Assistance	12,500.00	CAPITAL DEBT AUTHORIZED, DECEMBER 31, 1982		Transfer From Taxes	109,076.79
Hospitals, Clinics, First Aid		ISSUED AND UNISSUED GROSS DEBT NET DEBT		Redeemed in 1982	14,889.51
Animal, Insect, & Rodent Control	7,920.00	School 860,000		Cancelled, Abated or Adjusted (1982)	33.55
Other Welfare Services		Self-liquidating 2,474,400	2,474,400	Transfers to Foreclosed Property	
RECREATION and CONSERVATION		Other 5,743,605	5,604,555	Balance December 31, 1982	149,475.68
Beaches and Boardwalks		Total 9,078,005	8,078,955	PROPERTY ACQUIRED BY DEED OR FORECLOSURE	
Parks, Playgrounds, Shade Trees				Balance January 1, 1982	1,003,950.00
Land Reclamation & Conservation		ISSUED AND OUTSTANDING		Transfers From Taxes or Liens	
Other Recreational Services	108,473.59	School 120,000.00		Sale for Cash (1982)	13,350.00
EDUCATION (excluding schools)		Self-Liquidating 2,152,800.00		Cancelled, Abated or Adjusted (1982)	
Libraries	216,151.00	Other 5,398,700.00		Balance December 31, 1982	990,600.00
Other Educational Services		Total 7,671,500.00		CURRENT FINANCES DECEMBER 31, 1982	
STATUTORY EXPENDITURES		EQUALIZED VALUATION BASIS FOR NET DEBT COMPUTATION	497,308,946	ASSETS	
Pensions & F. I. C. A.	1,062,853.96	REAL PROPERTY VALUATIONS		Cash Dec. 31, 1982	784,054.58
Employee Fringe Benefits	259,300.00	Code Class # of Parcels % VAL'N		Taxes Receivable	304,781.08
Other Statutory Expenditures	22,000.00	1 Vacant Land 578 1.62	5,690,800.00	Tax Title Liens	149,475.68
CETA And Other Public Employment Programs		2 Residential 6912 63.59	222,749,500.00	Foreclosed Property	990,600.00
MUNICIPAL FUNCTIONS TOTAL	9,282,077.50	3 Farm		Emergencies & Other Deferred Charges	16,422.00
CAPITAL IMPROVEMENTS *MEMO*		4a Commercial 415 10.51	36,800,300.00	State and Federal Aid Receivable	11,159.28
DEBT SERVICE		4b Industrial 141 20.59	72,134,800.00	Other Receivables	23,426.55
Principal Payments	282,000.00	4c Apartments 66 3.68	12,896,400.00	Total	2,289,919.57
Interest Payments	491,944.85	Total 8112	350,271,800.00	LIABILITIES, RESERVES, AND SURPLUS	
TYPE I SCHL DEBT *MEMO	72,334.50	Land Area 4.00 Sq. Miles		Cash Liabilities	319,428.06
DEFERRED CHARGES	202,595.00	Net Valuation Taxable-Municipal	359,689,600	Reserves for Receivables	1,478,283.71
SCHOOL, COUNTY, SPECIAL DISTRICT TAXES	10,959,462.95	Net Valuation Taxable-County	544,318,319	Surplus Dec. 31, 1982	492,207.80
RESERVE FOR UNCOLLECTED TAXES	350,770.23	State Equalized Valuation	526,696,927	Total	2,289,919.57
EXPENDITURES TOTAL	21,566,850.53	State Equalization Ratio	67.83		

0248  
Population 1980 12,899  
Population 1982 12,951  
S & P Rating  
Moody Rating A1

General Tax Rate Per \$100. 3.69  
State Equalized Tax Rate 2.55

**RAMSEY BOROUGH - BERGEN COUNTY**  
**Form of Government:**  
**Borough Council**  
**Number of Members on Governing Body - 6**

PER CAPITAL: Gross Debt 1,061.58  
Net Debt 813.18  
Debt Service 104.61  
Total Tax Levy 1,090.59  
Municipal Expenditures 458.20  
PER CENT: Gross Debt 2.77  
Net Debt 2.13  
Tax Levy Collected 96.14  
Tax Levy Cancelled, Abated or Adjusted .23

EXPENDITURES		REVENUES-REALIZED		1982 PROPERTY TAX	
<b>GENERAL GOVERNMENT</b>				<b>STATE EQUALIZED TAX RATE</b> →	
Governing Body & Public Boards		1982 Property Taxes Collected	13,594,576.22	Local District School Taxes 1.54	8,461,138.00
Municipal Clerk		1982 Payments in Lieu of Taxes		Regional & Consolidated School Tax	
Financial Administration		Delinquent Tax & Lien Collections	401,008.55	School Taxes in Municipal Budget	
Assessment of Taxes	36,142.00	Business Personalty Replacement Taxes	232,051.52	County Taxes .35	* 1,928,409.52
Collection of Taxes	42,997.00	Taxes from Public Utilities	1,187,007.00	County Library Taxes	
Planning, Housing & Development	6,908.00	Other Miscellaneous Tax Revenues		Local Municipal Purpose Taxes .66	3,609,362.60
Human Resources	9,705.00	State Aid Revenues	100,577.84	Veteran & Senior Citizen Taxes	76,575.00
Elections		Federal Aid Revenues		Total Taxes for Rate Computation 2.55	14,075,485.12
General Administration (other)	614,347.00	State and Local Fiscal Assistance Act Utilized	93,198.60	Special District Taxes	
<b>JUDICIARY</b>		Sale of Acquired Property		Bank Corp. Taxes	14,681.31
Municipal Courts	39,160.00	Other Miscellaneous Revenues	393,807.64	Added and Omitted Taxes	110,684.18
<b>PUBLIC SAFETY</b>		Total	16,002,227.37	Total Taxes Levied - ABSTRACT	14,124,275.61
Fire Protection	70,610.00	Prior Years Surplus Appropriated	206,000.00	Total Taxes Billed	14,140,052.78
Police Protection	926,557.82	REVENUES TOTAL	16,208,227.37	1982 TAXES COLLECTED	13,594,576.22
Civil Defense & Disaster Control	8,949.00	Reserve For Uncollected Taxes	588,835.86	1982 Taxes Cancelled, Abated or Adjusted	32,168.83
Environmental Inspection & Control	62,040.00	<b>CAPITAL OUTLAY TOTAL</b>	653,875.87	Transfer to Tax Title Liens or Foreclosed	15,999.84
Other Public Safety		Public Enterprises	71,188.38	Balance Outstanding Dec. 31, 1982	497,307.89
<b>PUBLIC WORKS</b>		Recreation—Culture	1,291.27	<b>PRIOR YEARS TAXES OUTSTANDING</b>	
Streets and Drainage	309,048.18	Public Works	293,394.88	Balance January 1, 1982	406,618.32
Sewers and Sewage Processing	429,718.00	Buildings and Grounds	288,001.34	Collected in 1982	400,952.86
Garbage and Trash Disposal	383,278.00	Library and Education		Cancelled, Abated or Adjusted 1982	
Public Buildings and Grounds	24,800.00	Conservation		Transfers to Tax Title Liens or Foreclosed	5,098.98
Other Public Works	65,057.00	All Other		Balance December 31, 1982	566.48
<b>HEALTH and WELFARE</b>		<b>CAPITAL DEBT AUTHORIZED, DECEMBER 31, 1982</b>		<b>TAX TITLE LIENS OUTSTANDING</b>	
Health Services Except Environmental	72,694.00	ISSUED AND UNISSUED		Balance January 1, 1982	11,924.64
Welfare-Public Assistance	11,200.00	School	2,348,000	Transfer From Taxes	21,566.90
Hospitals, Clinics, First Aid		Self-liquidating	737,000	Redeemed in 1982	55.99
Animal, Insect, & Rodent Control		Other	10,663,494	Cancelled, Abated or Adjusted (1982)	
Other Welfare Services		Total	13,748,494	Transfers to Foreclosed Property	
<b>RECREATION and CONSERVATION</b>		<b>ISSUED AND OUTSTANDING</b>		Balance December 31, 1982	33,435.55
Beaches and Boardwalks		School	2,348,000.00	<b>PROPERTY ACQUIRED BY DEED OR FORECLOSURE</b>	
Parks, Playgrounds, Shade Trees	8,908.00	Self-Liquidating	737,000.00	Balance January 1, 1982	28,100.00
Land Reclamation & Conservation	1,446.00	Other	10,000,229.00	Transfers From Taxes or Liens	
Other Recreational Services	29,520.00	Total	13,085,229.00	Sale for Cash (1982)	
<b>EDUCATION (excluding schools)</b>		<b>EQUALIZED VALUATION BASIS</b>		Cancelled, Abated or Adjusted (1982)	
Libraries	146,085.00	FOR NET DEBT COMPUTATION	495,519,147	Balance December 31, 1982	28,100.00
Other Educational Services		<b>REAL PROPERTY VALUATIONS</b>		<b>CURRENT FINANCES DECEMBER 31, 1982</b>	
<b>STATUTORY EXPENDITURES</b>		Code Class # of Parcels % VAL'N		<b>ASSETS</b>	
Pensions & F. I. C. A.	241,461.13	1 Vacant Land 205 2.78	10,440,500.00	Cash Dec. 31, 1982	1,277,171.99
Employee Fringe Benefits	99,300.00	2 Residential 3606 69.70	261,615,500.00	Taxes Receivable	497,874.37
Other Statutory Expenditures	12,000.00	3 Farm 10 .06	224,800.00	Tax Title Liens	33,435.85
<b>CETA And Other Public Employment Programs</b>		4a Commercial 176 15.96	59,892,300.00	Foreclosed Property	28,100.00
<b>MUNICIPAL FUNCTIONS TOTAL</b>	3,651,931.13	4b Industrial 22 8.69	32,625,800.00	Emergencies & Other Deferred Charges	6,000.00
<b>CAPITAL IMPROVEMENTS *MEMO*</b>	27,000.00	4c Apartments 9 2.81	10,546,600.00	State and Federal Aid Receivable	
<b>DEBT SERVICE</b>		Total 4028	375,345,500.00	Other Receivables	47.49
Principal Payments	375,000.00	Land Area 5.90 Sq. Miles		Total	1,842,629.70
Interest Payments	979,752.76	Net Valuation Taxable-Municipal	380,199,691	<b>LIABILITIES, RESERVES, AND SURPLUS</b>	
<b>DEFERRED CHARGES</b>	338,620.76	Net Valuation Taxable-County	525,167,875	*Cash Liabilities	487,629.59
<b>SCHOOL, COUNTY, SPECIAL DISTRICT TAXES</b>	10,389,547.52	State Equalized Valuation	546,954,692	Reserves for Receivables	559,457.71
<b>RESERVE FOR UNCOLLECTED TAXES</b>	588,835.86	State Equalization Ratio	69.24	Surplus Dec. 31, 1982	795,542.40
<b>EXPENDITURES TOTAL</b>	16,323,688.03			Total	1,842,629.70



1432

Population 1980 17,828  
 Population 1982 17,940  
 S & P Rating A+  
 Moody Rating A1

General Tax Rate Per \$100. 2.63  
 State Equalized Tax Rate 2.76

# **RANDOLPH TOWNSHIP— MORRIS COUNTY**

## **Form of Government:**

**Council-Manager Plan E (OMCL 50)**

**Number of Members on Governing Body - 7**

## **PER CAPITA:**

Gross Debt 1,018.82  
 Net Debt 313.39  
 Debt Service 42.08  
 Total Tax Levy 898.88  
 Municipal Expenditures 369.51

## **PER CENT:**

Gross Debt 3.62  
 Net Debt 1.11  
 Tax Levy Collected 94.59  
 Tax Levy Cancelled, Abated or Adjusted 1.56

EXPENDITURES		REVENUES-REALIZED		1982 PROPERTY TAX	
<b>GENERAL GOVERNMENT</b>				<b>STATE EQUALIZED TAX RATE</b> →	
Governing Body & Public Boards		1982 Property Taxes Collected	15,270,295.99	Local District School Taxes	1.71 9,825,377.50
Municipal Clerk		1982 Payments in Lieu of Taxes		Regional & Consolidated School Tax	
Financial Administration	164,891.00	Delinquent Tax & Lien Collections	425,740.38	School Taxes in Municipal Budget	
Assessment of Taxes	52,291.00	Business Personalty Replacement Taxes	197,440.44	County Taxes	.36 2,051,707.97
Collection of Taxes	5,000.00	Taxes from Public Utilities	965,606.00	County Library Taxes	.01 77,461.98
Planning, Housing & Development	92,432.00	Other Miscellaneous Tax Revenues		Local Municipal Purpose Taxes	.68 3,929,823.00
Human Resources	1,800.00	State Aid Revenues	151,664.66	Veteran & Senior Citizen Taxes	76,700.00
Elections	6,650.00	Federal Aid Revenues		Total Taxes for Rate Computation	2.76 15,961,070.45
General Administration (other)	752,492.00	State and Local Fiscal Assistance Act Utilized	144,656.00	Special District Taxes	
<b>JUDICIARY</b>		Sale of Acquired Property		Bank Corp. Taxes	8,453.75
Municipal Courts	56,186.00	Other Miscellaneous Revenues	660,449.12	Added and Omitted Taxes	232,994.94
<b>PUBLIC SAFETY</b>		Total	17,815,852.59	Total Taxes Levied - ABSTRACT	16,125,819.14
Fire Protection	128,744.00	Prior Years Surplus Appropriated	150,000.00	Total Taxes Billed	16,142,872.13
Police Protection	1,156,822.00	REVENUES TOTAL	18,005,852.59	1982 TAXES COLLECTED	15,270,295.99
Civil Defense & Disaster Control	2,350.00	Reserve For Uncollected Taxes	1,117,500.00	1982 Taxes Cancelled, Abated or Adjusted	252,291.94
Environmental Inspection & Control	102,490.00	CAPITAL OUTLAY TOTAL	226,148.54	Transfer to Tax Title Liens or Foreclosed	90,164.21
Other Public Safety				Balance Outstanding Dec. 31, 1982	530,119.99
<b>PUBLIC WORKS</b>				<b>PRIOR YEARS TAXES OUTSTANDING</b>	
Streets and Drainage	707,827.00	Public Enterprises		Balance January 1, 1982	460,069.50
Sewers and Sewage Processing		Recreation—Culture	54,817.12	Collected in 1982	353,756.22
Garbage and Trash Disposal	412,947.00	Public Works	166,932.00	Cancelled, Abated or Adjusted 1982	5,974.15
Public Buildings and Grounds	164,493.00	Buildings and Grounds	4,169.81	Transfers to Tax Title Liens or Foreclosed	63,134.53
Other Public Works	18,500.00	Library and Education	229.61	Balance December 31, 1982	37,204.60
<b>HEALTH and WELFARE</b>		Conservation		<b>TAX TITLE LIENS OUTSTANDING</b>	
Health Services Except Environmental	117,788.00	All Other		Balance January 1, 1982	54,916.86
Welfare-Public Assistance	27,350.00	CAPITAL DEBT AUTHORIZED, DECEMBER 31, 1982		Transfer From Taxes	163,423.10
Hospitals, Clinics, First Aid		ISSUED AND UNISSUED GROSS DEBT		Redeemed in 1982	71,984.16
Animal, Insect, & Rodent Control	18,841.00	School 8,420,320		Cancelled, Abated or Adjusted (1982)	
Other Welfare Services		Self-liquidating 9,857,306	5,622,306	Transfers to Foreclosed Property	
<b>RECREATION and CONSERVATION</b>		Other		Balance December 31, 1982	146,355.80
Beaches and Boardwalks		Total 18,277,626	5,622,306	<b>PROPERTY ACQUIRED BY DEED OR FORECLOSURE</b>	
Parks, Playgrounds, Shade Trees	260,926.00	ISSUED AND OUTSTANDING		Balance January 1, 1982	389,500.00
Land Reclamation & Conservation	1,600.00	School 6,710,000.00		Transfers From Taxes or Liens	
Other Recreational Services	61,725.32	Self-Liquidating		Sale for Cash (1982)	20,000.00
<b>EDUCATION (excluding schools)</b>		Other	9,483,425.00	Cancelled, Abated or Adjusted (1982)	22,000.00
Libraries	113,621.00	Total	16,193,425.00	Balance December 31, 1982	347,500.00
Other Educational Services	3,214.00	EQUALIZED VALUATION BASIS		<b>CURRENT FINANCES DECEMBER 31, 1982</b>	
<b>STATUTORY EXPENDITURES</b>		FOR NET DEBT COMPUTATION	504,665,811	<b>ASSETS</b>	
Pensions & F. I. C. A.	269,898.00	REAL PROPERTY VALUATIONS		Cash Dec. 31, 1982	823,162.97
Employee Fringe Benefits		Code Class # of Parcels % VAL'N		Taxes Receivable	567,324.59
Other Statutory Expenditures	8,255.00	1 Vacant Land 826 8.65	51,751,400.00	Tax Title Liens	146,355.80
<b>CETA And Other Public Employment Programs</b>		2 Residential 4249 74.07	443,684,400.00	Foreclosed Property	347,500.00
<b>MUNICIPAL FUNCTIONS TOTAL</b>	4,709,133.32	3 Farm 72 .55	3,280,081.00	Emergencies & Other Deferred Charges	203,200.00
<b>CAPITAL IMPROVEMENTS *MEMO*</b>	139,287.00	4a Commercial 128 7.54	45,170,700.00	State and Federal Aid Receivable	6,102.41
<b>DEBT SERVICE</b>		4b Industrial 24 4.77	28,574,900.00	Other Receivables	32,510.62
Principal Payments	440,784.00	4c Apartments 6 4.42	26,459,700.00	Total	2,126,156.39
Interest Payments	314,132.33	Total 5305	559,001,181.00	<b>LIABILITIES, RESERVES, AND SURPLUS</b>	
<b>DEFERRED CHARGES</b>	47,500.00	Land Area 20.88 Sq. Miles		Cash Liabilities	423,770.07
<b>SCHOOL, COUNTY, SPECIAL DISTRICT TAXES</b>	11,954,547.45	Net Valuation Taxable-Municipal	604,006,796	Reserves for Receivables	1,093,691.01
<b>RESERVE FOR UNCOLLECTED TAXES</b>	1,117,500.00	Net Valuation Taxable-County	592,963,815	Surplus Dec. 31, 1982	608,695.31
<b>EXPENDITURES TOTAL</b>	18,583,597.10	State Equalized Valuation	575,925,199	Total	2,126,156.39
		State Equalization Ratio	104.92		

1810

## RARITAN BOROUGH - SOMERSET COUNTY

Form of Government:

Borough Council

Number of Members on Governing Body - 6

PER CAPITA:

Gross Debt 529.30  
 Net Debt 378.79  
 Debt Service 45.43  
 Total Tax Levy 866.96  
 Municipal Expenditures 373.76

PER CENT:

Gross Debt 1.76  
 Net Debt 1.26  
 Tax Levy Collected 96.58  
 Tax Levy Cancelled, Abated or Adjusted .02

Population 1980 6,128  
 Population 1982 6,150  
 S & P Rating  
 Moody Rating A  
 General Tax Rate Per \$100. 3.56  
 State Equalized Tax Rate 2.60

EXPENDITURES		REVENUES-REALIZED		1982 PROPERTY TAX	
GENERAL GOVERNMENT		1982 Property Taxes Collected		STATE EQUALIZED TAX RATE	
Governing Body & Public Boards		1982 Payments in Lieu of Taxes		Local District School Taxes	
Municipal Clerk		Delinquent Tax & Lien Collections		Regional & Consolidated School Tax 1.66	
Financial Administration		Business Personalty Replacement Taxes		School Taxes in Municipal Budget	
Assessment of Taxes		Taxes from Public Utilities		County Taxes .48	
Collection of Taxes		Other Miscellaneous Tax Revenues		County Library Taxes	
Planning, Housing & Development		State Aid Revenues		Local Municipal Purpose Taxes .47	
Human Resources		Federal Aid Revenues		Veteran & Senior Citizen Taxes	
Elections		State and Local Fiscal Assistance Act Utilized		Total Taxes for Rate Computation 2.61	
General Administration (other)		Sole of Acquired Property		Special District Taxes	
JUDICIARY		Other Miscellaneous Revenues		Bank Corp. Taxes	
Municipal Courts		Total		Added and Omitted Taxes	
PUBLIC SAFETY		Prior Years Surplus Appropriated		Total Taxes Levied - ABSTRACT	
Fire Protection		REVENUES TOTAL		Total Taxes Billed	
Police Protection		Reserve For Uncollected Taxes		1982 TAXES COLLECTED	
Civil Defense & Disaster Control		CAPITAL OUTLAY TOTAL		1982 Taxes Cancelled, Abated or Adjusted	
Environmental Inspection & Control		Public Enterprises		Transfer to Tax Title Liens or Foreclosed-	
Other Public Safety		Recreation—Culture		Balance Outstanding Dec. 31, 1982	
PUBLIC WORKS		Public Works		PRIOR YEARS TAXES OUTSTANDING	
Streets and Drainage		Buildings and Grounds		Balance January 1, 1982	
Sewers and Sewage Processing		Library and Education		Collected in 1982	
Garbage and Trash Disposal		Conservation		Cancelled, Abated or Adjusted 1982	
Public Buildings and Grounds		All Other		Transfers to Tax Title Liens or Foreclosed	
Other Public Works		CAPITAL DEBT AUTHORIZED, DECEMBER 31, 1982		Balance December 31, 1982	
HEALTH and WELFARE		ISSUED AND UNISSUED GROSS DEBT NET DEBT		TAX TITLE LIENS OUTSTANDING	
Health Services Except Environmental		School		Balance January 1, 1982	
Welfare-Public Assistance		Self-liquidating		Transfer From Taxes	
Hospitals, Clinics, First Aid		Other		Redeemed in 1982	
Animal, Insect, & Rodent Control		Total		Cancelled, Abated or Adjusted (1982)	
Other Welfare Services		ISSUED AND OUTSTANDING		Transfers to Foreclosed Property	
RECREATION and CONSERVATION		School		Balance December 31, 1982	
Beaches and Boardwalks		Self-Liquidating		PROPERTY ACQUIRED BY DEED OR	
Parks, Playgrounds, Shade Trees		Other		FORECLOSURE	
Land Reclamation & Conservation		Total		Balance January 1, 1982	
Other Recreational Services		EQUALIZED VALUATION BASIS		Transfers From Taxes or Liens	
EDUCATION (excluding schools)		FOR NET DEBT COMPUTATION		Sole for Cash (1982)	
Libraries		REAL PROPERTY VALUATIONS		Cancelled, Abated or Adjusted (1982)	
Other Educational Services		Code Class # of Parcels % VAL'N ASSESSED VALUATION		Balance December 31, 1982	
STATUTORY EXPENDITURES		1 Vacant Land 125 1.51 2,226,160.00		CURRENT FINANCES DECEMBER 31, 1982	
Pensions & F. I. C. A.		2 Residential 1566 51.89 76,449,350.00		ASSETS	
Employee Fringe Benefits		3 Farm 1 .02 31,100.00		Cash Dec. 31, 1982	
Other Statutory Expenditures		4a Commercial 128 15.45 22,769,075.00		Taxes Receivable	
CETA And Other Public Employment Programs		4b Industrial 13 31.03 45,713,300.00		Tax Title Liens	
MUNICIPAL FUNCTIONS TOTAL		4c Apartments 1 .09 137,300.00		Foreclosed Property	
CAPITAL IMPROVEMENTS *MEMO*		Total 1834 147,326,285.00		Emergencies & Other Deferred Charges	
DEBT SERVICE		Land Area 2.00 Sq. Miles		State and Federal Aid Receivable	
Principal Payments		Net Valuation Taxable-Municipal		Other Receivables	
Interest Payments		Net Valuation Taxable-County		Total	
DEFERRED CHARGES		State Equalized Valuation		LIABILITIES, RESERVES, AND SURPLUS	
SCHOOL, COUNTY, SPECIAL DISTRICT TAXES		State Equalization Ratio		Cash Liabilities	
RESERVE FOR UNCOLLECTED TAXES		Total		Reserves for Receivables	
EXPENDITURES TOTAL		Total		Surplus Dec. 31, 1982	



1021

Population 1980 8,292  
 Population 1982 9,163  
 S & P Rating  
 Moody Rating

General Tax Rate Per \$100.

3.29

State Equalized Tax Rate

2.27

## RARITAN TOWNSHIP - HUNTERDON CO.

## Form of Government:

## Township Committee

## Number of Members on Governing Body - 5

## PER CAPITA:

Grass Debt 440.62  
 Net Debt 350.77  
 Debt Service 62.93  
 Total Tax Levy 888.05  
 Municipal Expenditures 332.44

## PER CENT:

Grass Debt 1.28  
 Net Debt 1.02  
 Tax Levy Collected 94.75  
 Tax Levy Cancelled, Abated or Adjusted .07

EXPENDITURES		REVENUES-REALIZED		1982 PROPERTY TAX	
GENERAL GOVERNMENT				STATE EQUALIZED TAX RATE →	
Governing Body & Public Boards		1982 Property Taxes Collected	7,690,767.20	Local District School Taxes	
Municipal Clerk		1982 Payments in Lieu of Taxes		Regional & Consolidated School Tax	1.48 5,171,615.03
Financial Administration	28,900.00	Delinquent Tax & Lien Collections	379,974.48	School Taxes in Municipal Budget	
Assessment of Taxes	44,550.00	Business Personalty Replacement Taxes	318,030.64	County Taxes	.46 1,559,397.17
Collection of Taxes	34,300.00	Taxes from Public Utilities	948,860.00	County Library Taxes	.03 96,075.64
Planning, Housing & Development	111,076.86	Other Miscellaneous Tax Revenues		Local Municipal Purpose Taxes	.30 1,047,956.92
Human Resources		State Aid Revenues	53,677.28	Veteran & Senior Citizen Taxes	
Elections	2,280.60	Federal Aid Revenues		Total Taxes for Rate Computation	2.27 7,976,694.76
General Administration (other)	268,682.61	State and Local Fiscal Assistance Act Utilized	53,842.04	Special District Taxes	
JUDICIARY		Sale of Acquired Property		Bank Corp. Taxes	23,734.74
Municipal Courts	45,400.00	Other Miscellaneous Revenues	255,401.05	Added and Omitted Taxes	198,418.02
PUBLIC SAFETY		Total	9,740,552.69	Total Taxes Levied - ABSTRACT	8,137,197.52
Fire Protection	48,499.78	Prior Years Surplus Appropriated	300,000.00	Total Taxes Billed	8,116,497.21
Police Protection	561,624.00	REVENUES TOTAL	10,040,552.69	1982 TAXES COLLECTED	7,690,767.20
Civil Defense & Disaster Control	950.00	Reserve For Uncollected Taxes	472,037.51	1982 Taxes Cancelled, Abated or Adjusted	5,982.75
Environmental Inspection & Control	59,005.00	CAPITAL OUTLAY TOTAL	403,152.58	Transfer to Tax Title Liens or Foreclosed	7,040.60
Other Public Safety		Public Enterprises		Balance Outstanding Dec. 31, 1982	412,706.66
PUBLIC WORKS		Recreation—Culture		PRIOR YEARS TAXES OUTSTANDING	
Streets and Drainage	456,070.36	Public Works	360,176.59	Balance January 1, 1982	350,652.59
Sewers and Sewage Processing		Buildings and Grounds	42,975.99	Collected in 1982	372,492.04
Garbage and Trash Disposal		Library and Education		Cancelled, Abated or Adjusted 1982	947.41
Public Buildings and Grounds	65,000.00	Conservation		Transfers to Tax Title Liens or Foreclosed	1,216.88
Other Public Works		All Other		Balance December 31, 1982	16,036.26
HEALTH and WELFARE		CAPITAL DEBT AUTHORIZED, DECEMBER 31, 1982		TAX TITLE LIENS OUTSTANDING	
Health Services Except Environmental	2,365.00	ISSUED AND UNISSUED GROSS DEBT NET DEBT		Balance January 1, 1982	22,541.26
Welfare Public Assistance	18,025.00	School 823,299		Transfer From Taxes	8,390.65
Hospitals, Clinics, First Aid		Self-liquidating		Redeemed in 1982	7,482.44
Animal, Insect, & Rodent Control		Other 3,214,090	3,214,090	Cancelled, Abated or Adjusted (1982)	
Other Welfare Services		Total 4,037,389	3,214,090	Transfers to Foreclosed Property	
RECREATION and CONSERVATION		ISSUED AND OUTSTANDING		Balance December 31, 1982	23,449.47
Beaches and Boardwalks		School 823,299.40		PROPERTY ACQUIRED BY DEED OR FORECLOSURE	
Parks, Playgrounds, Shade Trees	16,060.00	Self-liquidating		Balance January 1, 1982	
Land Reclamation & Conservation	100.00	Other 3,158,000.00	3,158,000.00	Transfers From Taxes or Liens	
Other Recreational Services		Total 3,581,299.40	3,581,299.40	Sale for Cash (1982)	
EDUCATION (excluding schools)		EQUALIZED VALUATION BASIS FOR NET DEBT COMPUTATION	314,634,796	Cancelled, Abated or Adjusted (1982)	
Libraries		REAL PROPERTY VALUATIONS		Balance December 31, 1982	
Other Educational Services		Code Class # of Parcels % VAL'N ASSESSED VALUATION		CURRENT FINANCES DECEMBER 31, 1982	
STATUTORY EXPENDITURES		1 Vacant Land 728 5.60 13,299,300.00		ASSETS	
Pensions & F. I. C. A.	133,500.00	2 Residential 2263 55.12 130,544,700.00		Cash Dec. 31, 1982	1,241,384.26
Employee Fringe Benefits	45,000.00	3 Farm 559 6.67 15,844,500.00		Taxes Receivable	428,742.92
Other Statutory Expenditures	8,000.00	4a Commercial 150 14.76 35,069,800.00		Tax Title Liens	23,449.47
CETA And Other Public Employment Programs		4b Industrial 23 17.85 42,410,800.00		Foreclosed Property	
MUNICIPAL FUNCTIONS TOTAL	1,989,389.21	4c Apartments		Emergencies & Other Deferred Charges	40,629.74
CAPITAL IMPROVEMENTS *MEMO*	45,000.00	Total 3723 237,569,100.00		State and Federal Aid Receivable	14,812.97
DEBT SERVICE		Land Area 38.60 Sq. Miles		Other Receivables	29,101.38
Principal Payments	295,000.00	Net Valuation Taxable-Municipal	240,671,100	Total	1,778,120.74
Interest Payments	261,618.71	Net Valuation Taxable-County	341,726,031	LIABILITIES, RESERVES, AND SURPLUS	
DEFERRED CHARGES	8,071.73	State Equalized Valuation	347,705,079	Cash Liabilities	337,539.53
SCHOOL, COUNTY, SPECIAL DISTRICT TAXES	6,867,087.84	State Equalization Ratio	68.94	Reserves for Receivables	481,293.77
RESERVE FOR UNCOLLECTED TAXES	472,037.51			Surplus Dec. 31, 1982	959,287.44
EXPENDITURES TOTAL	9,513,205.00			Total	1,778,120.74

# READINGTON TWP. - HUNTERDON CO.

Form of Government:

Township Committee

Number of Members on Governing Body - 5

PER CAPITA:

Gross Debt 500.26  
Net Debt 400.21  
Debt Service 9.09  
Total Tax Levy 758.63  
Municipal Expenditures 237.92

PER CENT:

Gross Debt 1.57  
Net Debt 1.26  
Tax Levy Collected 93.94  
Tax Levy Cancelled, Abated or Adjusted .25

1022  
Population 1980 10,855  
Population 1982 11,013  
S & P Rating  
Moody Rating

General Tax Rate Per \$100:

2.20  
State Equalized Tax Rate 2.19

EXPENDITURES		REVENUES-REALIZED		1982 PROPERTY TAX	
GENERAL GOVERNMENT		1982 Property Taxes Collected		STATE EQUALIZED TAX RATE	
Governing Body & Public Boords		7,873,090.08		Local District School Taxes .94	
Municipal Clerk		1982 Payments in Lieu of Taxes		Regional & Consolidated School Tax .57	
Financial Administration	34,635.50	Delinquent Tax & Lien Collections		School Taxes in Municipal Budget	
Assessment of Taxes	32,185.48	Business Personality Replacement Taxes		County Taxes .45	
Collection of Taxes	43,970.80	Taxes from Public Utilities		County Library Taxes .03	
Planning, Housing & Development	15,920.00	Other Miscellaneous Tax Revenues		Local Municipal Purpose Taxes .19	
Human Resources		State Aid Revenues		Veteran & Senior Citizen Taxes	
Elections	2,340.00	Federal Aid Revenues		Total Taxes for Rate Computation 2.18	
General Administration (other)	271,300.00	State and Local Fiscal Assistance Act Utilized		Special District Taxes	
JUDICIARY		Sale of Acquired Property		Bank Corp. Taxes	
Municipal Courts	26,867.59	Other Miscellaneous Revenues		Added and Omitted Taxes	
PUBLIC SAFETY		Total		Total Taxes Levied - ABSTRACT	
Fire Protection	71,100.00	Prior Years Surplus Appropriated		Total Taxes Billed	
Police Protection	505,200.00	REVENUES TOTAL		1982 TAXES COLLECTED	
Civil Defense & Disaster Control		Reserve For Uncollected Taxes		1982 Taxes Cancelled, Abated or Adjusted	
Environmental Inspection & Control	74,185.00	CAPITAL OUTLAY TOTAL		Transfer to Tax Title Liens or Foreclosed	
Other Public Safety		Public Enterprises		Balance Outstanding Dec. 31, 1982	
PUBLIC WORKS		Recreation—Culture		PRIOR YEARS TAXES OUTSTANDING	
Streets and Drainage	566,225.46	Public Works		Balance January 1, 1982	
Sewers and Sewage Processing	400.00	Buildings and Grounds		Collected in 1982	
Gorbage and Trash Disposal	8,000.00	Library and Education		Cancelled, Abated or Adjusted 1982	
Public Buildings and Grounds	40,790.80	Conservation		Transfers to Tax Title Liens or Foreclosed	
Other Public Works		All Other		Balance December 31, 1982	
HEALTH and WELFARE		CAPITAL DEBT AUTHORIZED, DECEMBER 31, 1982		TAX TITLE LIENS OUTSTANDING	
Health Services Except Environmental	12,070.00	ISSUED AND UNISSUED GROSS DEBT NET DEBT		Balance January 1, 1982	
Welfare-Public Assistance	9,092.00	School 1,101,870		Transfer From Taxes	
Hospitals, Clinics, First Aid		Self-liquidating		Redeemed in 1982	
Animal, Insect, & Rodent Control	10,200.00	Other 4,407,460		Cancelled, Abated or Adjusted (1982)	
Other Welfare Services		Total 5,509,330		Transfers to Foreclosed Property	
RECREATION and CONSERVATION		ISSUED AND OUTSTANDING		Balance December 31, 1982	
Beaches and Boardwalks		School 776,870.54		PROPERTY ACQUIRED BY DEED OR	
Parks, Playgrounds, Shade Trees	37,217.19	Self-Liquidating		FORECLOSURE	
Land Reclamation & Conservation	1,300.00	Other 3,226,920.00		Balance January 1, 1982	
Other Recreational Services	3,000.00	Total 4,003,790.54		Transfers From Taxes or Liens	
EDUCATION (excluding schools)		EQUALIZED VALUATION BASIS		Sale for Cash (1982)	
Libraries	14,388.75	FOR NET DEBT COMPUTATION		Cancelled, Abated or Adjusted (1982)	
Other Educational Services	500.00	REAL PROPERTY VALUATIONS		Balance December 31, 1982	
STATUTORY EXPENDITURES		Code Class # of Parcels % VAL'N ASSESSED VALUATION		CURRENT FINANCES DECEMBER 31, 1982	
Pensions & F. I. C. A.	120,000.00	1 Vacant Land 413 4.34 16,203,405.00		ASSETS	
Employee Fringe Benefits	60,000.00	2 Residential 2846 74.16 276,625,450.00		Cash Dec. 31, 1982	
Other Statutory Expenditures	4,000.00	3 Farm 802 9.11 33,972,021.00		Taxes Receivable	
CETA And Other Public Employment Programs		4a Commercial 177 10.80 40,266,618.00		Tax Title Liens	
MUNICIPAL FUNCTIONS TOTAL	1,964,888.57	4b Industrial 7 1.59 5,929,400.00		Foreclosed Property	
CAPITAL IMPROVEMENTS *MEMCO*	100,000.00	4c Apartments		Emergencies & Other Deferred Charges	
DEBT SERVICE		Total 4245 372,996,894.00		State and Federal Aid Receivable	
Principal Payments	23,080.00	Land Area 47.65 Sq. Miles		Other Receivables	
Interest Payments	77,016.75	Net Valuation Taxable-Municipal		Total	
DEFERRED CHARGES	23,448.92	Net Valuation Taxable-County		LIABILITIES, RESERVES, AND SURPLUS	
SCHOOL, COUNTY, SPECIAL DISTRICT TAXES	7,539,442.65	State Equalized Valuation		Cash Liabilities	
RESERVE FOR UNCOLLECTED TAXES	531,742.98	State Equalization Ratio		Reserves for Receivables	
EXPENDITURES TOTAL	10,159,619.87			Surplus Dec. 31, 1982	
				Total	



1340

Population 1980 12,031  
 Population 1982 11,890  
 S & P Rating  
 Moody Rating A1

General Tax Rate Per \$100.

4.54

State Equalized Tax Rate

3.08

**RED BANK BOROUGH - MONMOUTH CO.****Form of Government:****Borough Council****Number of Members on Governing Body - 6****PER CAPITA:**

Gross Debt 905.95  
 Net Debt 204.30  
 Debt Service 17.32  
 Total Tax Levy 662.45  
 Municipal Expenditures 403.44

**PER CENT:**

Gross Debt 4.82  
 Net Debt 1.09  
 Tax Levy Collected 94.33  
 Tax Levy Cancelled, Abated or Adjusted .35

EXPENDITURES		REVENUES-REALIZED		1982 PROPERTY TAX	
<b>GENERAL GOVERNMENT</b>		<b>1982 Property Taxes Collected</b>		<b>STATE EQUALIZED TAX RATE</b>	
Governing Body & Public Boards			7,396,093.81	Local District School Taxes 1.28	3,230,234.50
Municipal Clerk		1982 Payments in Lieu of Taxes	5,398.63	Regional & Consolidated School Tax .80	2,023,404.91
Financial Administration	74,911.00	Delinquent Tax & Lien Collections	349,708.99	School Taxes in Municipal Budget	
Assessment of Taxes	57,075.00	Business Personalty Replacement Taxes	327,193.32	County Taxes .50	1,262,006.47
Collection of Taxes	10,441.00	Taxes from Public Utilities	1,431,993.00	County Library Taxes	
Planning, Housing & Development	113,766.00	Other Miscellaneous Tax Revenues	19,559.71	Local Municipal Purpose Taxes .49	1,227,757.32
Human Resources		State Aid Revenues	144,914.28	Veteran & Senior Citizen Taxes	89,700.00
Elections	3,250.00	Federal Aid Revenues	23,653.00	Total Taxes for Rate Computation 3.07	7,833,103.20
General Administration (other)	340,457.00	State and Local Fiscal Assistance Act Utilized	121,583.00	Special District Taxes	
<b>JUDICIARY</b>		Sale of Acquired Property	145,700.00	Bank Corp. Taxes	35,498.58
Municipal Courts	58,303.00	Other Miscellaneous Revenues	426,668.36	Added and Omitted Taxes	97,572.18
<b>PUBLIC SAFETY</b>		Total	10,392,466.10	Total Taxes Levied - ABSTRACT	7,876,473.96
Fire Protection	76,071.00	Prior Years Surplus Appropriated	750,000.00	Total Taxes Billed	7,840,975.38
Police Protection	1,221,372.71	REVENUES TOTAL	11,142,466.10	1982 TAXES COLLECTED	7,356,093.81
Civil Defense & Disaster Control		Reserve For Uncollected Taxes	707,604.80	1982 Taxes Cancelled, Abated or Adjusted	27,348.25
Environmental Inspection & Control	111,183.00	<b>CAPITAL OUTLAY TOTAL</b>	709,926.41	Transfer to Tax Title Liens or Foreclosed	71,333.42
Other Public Safety				Balance Outstanding Dec. 31, 1982	346,199.90
<b>PUBLIC WORKS</b>				<b>PRIOR YEARS TAXES OUTSTANDING</b>	
Streets and Drainage	376,438.00	Public Enterprises	77,720.23	Balance January 1, 1982	301,732.47
Sewers and Sewage Processing		Recreation—Culture		Collected in 1982	273,521.66
Garbage and Trash Disposal	306,813.00	Public Works	260,818.39	Cancelled, Abated or Adjusted 1982	468.35
Public Buildings and Grounds	60,126.00	Buildings and Grounds	371,387.79	Transfers to Tax Title Liens or Foreclosed	11,558.47
Other Public Works		Library and Education		Balance December 31, 1982	16,183.99
<b>HEALTH and WELFARE</b>		Conservation		<b>TAX TITLE LIENS OUTSTANDING</b>	
Health Services Except Environmental	50,326.00	All Other		Balance January 1, 1982	217,295.67
Welfare-Public Assistance	64,025.00	<b>CAPITAL DEBT AUTHORIZED, DECEMBER 31, 1982</b>		Transfer From Taxes	84,543.01
Hospitals, Clinics, First Aid		ISSUED AND UNISSUED		Redeemed in 1982	76,187.33
Animal, Insect, & Rodent Control		School	6,354,636	Cancelled, Abated or Adjusted (1982)	
Other Welfare Services	13,581.00	Self-liquidating	1,988,000	Transfers to Foreclosed Property	
<b>RECREATION and CONSERVATION</b>		Other	2,429,075	Balance December 31, 1982	225,651.35
Beaches and Boardwalks		Total	10,771,711	<b>PROPERTY ACQUIRED BY DEED OR FORECLOSURE</b>	
Parks, Playgrounds, Shade Trees	66,754.00	ISSUED AND OUTSTANDING		Balance January 1, 1982	569,000.00
Land Reclamation & Conservation		School	6,354,636.70	Transfers From Taxes or Liens	
Other Recreational Services	19,808.00	Self-Liquidating	1,988,000.00	Sale for Cash (1982)	41,950.00
<b>EDUCATION (excluding schools)</b>		Other	2,004,000.00	Cancelled, Abated or Adjusted (1982)	158,350.00
Libraries	172,500.00	Total	10,346,636.70	Balance December 31, 1982	368,700.00
Other Educational Services		<b>EQUALIZED VALUATION BASIS FOR NET DEBT COMPUTATION</b>	223,604,886	<b>CURRENT FINANCES DECEMBER 31, 1982</b>	
<b>STATUTORY EXPENDITURES</b>		<b>REAL PROPERTY VALUATIONS</b>		<b>ASSETS</b>	
Pensions & F. I. C. A.	403,443.00	Code Class # of Parcels % VAL'N		Cash Dec. 31, 1982	1,304,415.22
Employee Fringe Benefits	177,476.39	1 Vacant Land 149 1.00	1,637,600.00	Taxes Receivable	362,383.89
Other Statutory Expenditures	1,432.00	2 Residential 2851 55.76	91,747,650.00	Tax Title Liens	225,651.35
CETA And Other Public Employment Programs		3 Farm		Foreclosed Property	368,700.00
<b>MUNICIPAL FUNCTIONS TOTAL</b>	3,819,552.10	4a Commercial 378 26.11	42,556,800.00	Emergencies & Other Deferred Charges	121,785.75
<b>CAPITAL IMPROVEMENTS *MEMO*</b>	60,000.00	4b Industrial 73 3.09	5,076,400.00	State and Federal Aid Receivable	12,557.95
<b>DEBT SERVICE</b>		4c Apartments 32 14.06	23,130,100.00	Other Receivables	68,420.02
Principal Payments	55,000.00	Total 3483	164,548,550.00	Total	2,463,914.18
Interest Payments	110,884.88	Land Area 1.75 Sq. Miles		<b>LIABILITIES, RESERVES, AND SURPLUS</b>	
<b>DEFERRED CHARGES</b>	63,903.63	Net Valuation Taxable-Municipal	170,656,997	Cash Liabilities	311,732.68
<b>SCHOOL, COUNTY, SPECIAL DISTRICT TAXES</b>	6,515,645.88	Net Valuation Taxable-County	235,274,380	Reserves for Receivables	1,025,155.26
<b>RESERVE FOR UNCOLLECTED TAXES</b>	707,604.80	State Equalized Valuation	248,686,922	Surplus Dec. 31, 1982	1,127,026.24
<b>EXPENDITURES TOTAL</b>	11,312,591.29	State Equalization Ratio	67.87	Total	2,463,914.18

0249

Population 1980 10,294  
 Population 1982 10,222  
 S & P Rating  
 Moody Rating

General Tax Rate Per \$100.

State Equalized Tax Rate .86  
 .60

# RIDGEFIELD BOROUGH – BERGEN COUNTY

## Form of Government:

### Borough Council

Number of Members on Governing Body – 6

#### PER CAPITA:

Gross Debt 304.05  
 Net Debt 295.73  
 Debt Service 13.94  
 Total Tax Levy 239.91  
 Municipal Expenditures 878.29

#### PER CENT:

Gross Debt .83  
 Net Debt .80  
 Tax Levy Collected 98.93  
 Tax Levy Cancelled, Abated or Adjusted .16

EXPENDITURES		REVENUES-REALIZED		1982 PROPERTY TAX	
GENERAL GOVERNMENT				STATE EQUALIZED TAX RATE .22	
Governing Body & Public Boards		1982 Property Taxes Collected	2,423,096.66	Local District School Taxes	884,495.60
Municipal Clerk		1982 Payments in Lieu of Taxes		Regional & Consolidated School Tax	
Financial Administration		Delinquent Tax & Lien Collections	14,865.67	School Taxes in Municipal Budget	
Assessment of Taxes	7,510.00	Business Personalty Replacement Taxes	218,105.80	County Taxes	1,545,679.12
Collection of Taxes	43,662.00	Taxes from Public Utilities	7,205,800.00	County Library Taxes	
Planning, Housing & Development	13,000.00	Other Miscellaneous Tax Revenues		Local Municipal Purpose Taxes	
Human Resources		State Aid Revenues		Veteran & Senior Citizen Taxes	113,600.00
Elections		Federal Aid Revenues		Total Taxes for Rate Computation	2,543,774.72
General Administration (other)	790,460.00	State and Local Fiscal Assistance Act Utilized	191,659.00	Special District Taxes	
JUDICIARY		Sale of Acquired Property		Bank Corp. Taxes	17,099.63
Municipal Courts	84,074.00	Other Miscellaneous Revenues	482,287.48	Added and Omitted Taxes	5,107.53
PUBLIC SAFETY		Total	10,535,814.61	Total Taxes Levied - ABSTRACT	2,452,381.88
Fire Protection	138,080.00	Prior Years Surplus Appropriated	805,899.48	Total Taxes Billed	2,449,407.64
Police Protection	1,159,033.00	REVENUES TOTAL	11,341,714.09	1982 TAXES COLLECTED	2,423,096.66
Civil Defense & Disaster Control	9,685.00	Reserve For Uncollected Taxes	150,000.00	1982 Taxes Cancelled, Abated or Adjusted	3,854.52
Environmental Inspection & Control	21,207.00	CAPITAL OUTLAY TOTAL	763,364.55	Transfer to Tax Title Liens or Foreclosed	689.72
Other Public Safety				Balance Outstanding Dec. 31, 1982	21,766.74
PUBLIC WORKS				PRIOR YEARS TAXES OUTSTANDING	
Streets and Drainage	784,372.00	Public Enterprises		Balance January 1, 1982	13,174.21
Sewers and Sewage Processing	286,486.00	Recreation—Culture	32,552.18	Collected in 1982	12,185.53
Garbage and Trash Disposal	310,000.00	Public Works	362,231.07	Cancelled, Abated or Adjusted 1982	
Public Buildings and Grounds	82,950.00	Buildings and Grounds	368,581.30	Transfers to Tax Title Liens or Foreclosed	
Other Public Works	77,000.00	Library and Education		Balance December 31, 1982	988.68
HEALTH and WELFARE		Conservation		TAX TITLE LIENS OUTSTANDING	
Health Services Except Environmental	57,863.00	All Other		Balance January 1, 1982	4,877.40
Welfare-Public Assistance	34,975.00			Transfer From Taxes	689.72
Hospitals, Clinics, First Aid				Redeemed in 1982	2,680.14
Animal, Insect, & Rodent Control				Cancelled, Abated or Adjusted (1982)	
Other Welfare Services	18,339.07			Transfers to Foreclosed Property	
RECREATION and CONSERVATION				Balance December 31, 1982	2,886.98
Beaches and Boardwalks				PROPERTY ACQUIRED BY DEED OR	
Parks, Playgrounds, Shade Trees	115,930.00			FORECLOSURE	
Land Reclamation & Conservation				Balance January 1, 1982	110,785.00
Other Recreational Services	6,000.00			Transfers From Taxes or Liens	
EDUCATION (excluding schools)				Sale for Cash (1982)	
Libraries	142,000.00			Cancelled, Abated or Adjusted (1982)	
Other Educational Services	4,052,175.90			Balance December 31, 1982	110,785.00
STATUTORY EXPENDITURES				CURRENT FINANCES DECEMBER 31, 1982	
Pensions & F. I. C. A.	349,560.93			ASSETS	
Employee Fringe Benefits				Cash Dec. 31, 1982	1,870,604.02
Other Statutory Expenditures	35,000.00			Taxes Receivable	22,755.42
CETA And Other Public Employment Programs				Tax Title Liens	2,886.98
MUNICIPAL FUNCTIONS TOTAL	8,659,362.90			Foreclosed Property	110,785.00
CAPITAL IMPROVEMENTS *MEMO*	35,300.00			Emergencies & Other Deferred Charges	4,000.00
DEBT SERVICE				State and Federal Aid Receivable	15,790.90
Principal Payments				Other Receivables	9,710.57
Interest Payments	142,500.00			Total	2,036,532.89
DEFERRED CHARGES	26,000.00			LIABILITIES, RESERVES, AND SURPLUS	
SCHOOL, COUNTY, SPECIAL DISTRICT TAXES	2,430,174.72			Cash Liabilities	265,864.61
RESERVE FOR UNCOLLECTED TAXES	150,000.00			Reserves for Receivables	146,137.97
EXPENDITURES TOTAL	11,408,037.62			Surplus Dec. 31, 1982	1,624,530.31
				Total	2,036,532.89



0250

Population 1980 **12,738**  
 Population 1982 **12,621**  
 S & P Rating  
 Moody Rating **A1**

General Tax Rate Per \$100.

State Equalized Tax Rate **4.29**  
**2.71**

**RIDGEFIELD PARK VILLAGE – BERGEN CO.****Form of Government:****Commission (1911)****Number of Members on Governing Body – 5****PER CAPITA:**

Gross Debt **209.83**  
 Net Debt **43.65**  
 Debt Service  
 Total Tax Levy **584.46**  
 Municipal Expenditures **320.42**

**PER CENT:**

Gross Debt **1.06**  
 Net Debt **.22**  
 Tax Levy Collected **97.39**  
 Tax Levy Cancelled, Abated  
 or Adjusted **.50**

EXPENDITURES		REVENUES-REALIZED		1982 PROPERTY TAX	
<b>GENERAL GOVERNMENT</b>				<b>STATE EQUALIZED TAX RATE</b>	
Governing Body & Public Boards	4,500.00	1982 Property Taxes Collected	7,187,686.04	Local District School Taxes	1.69
Municipal Clerk	50,647.12	1982 Payments in Lieu of Taxes		Regional & Consolidated School Tax	
Financial Administration	15,500.00	Delinquent Tax & Lien Collections	215,863.27	School Taxes in Municipal Budget	
Assessment of Taxes	30,075.00	Business Personalty Replacement Taxes	211,883.36	County Taxes	.35
Collection of Taxes	66,365.00	Taxes from Public Utilities	584,160.00	County Library Taxes	
Planning, Housing & Development	12,780.00	Other Miscellaneous Tax Revenues		Local Municipal Purpose Taxes	.67
Human Resources		State Aid Revenues	162,020.73	Veteran & Senior Citizen Taxes	
Elections	2,792.34	Federal Aid Revenues		Total Taxes for Rate Computation	2.71
General Administration (other)	536,658.91	State and Local Fiscal Assistance Act Utilized	122,309.75	Special District Taxes	
<b>JUDICIARY</b>		Sale of Acquired Property		Bank Corp. Taxes	
Municipal Courts	48,950.00	Other Miscellaneous Revenues	458,902.20	Added and Omitted Taxes	
<b>PUBLIC SAFETY</b>		Total	8,982,825.35	Total Taxes Levied - A8STRACT	
Fire Protection	248,250.00	Prior Years Surplus Appropriated	843,500.00	Total Taxes Billed	
Police Protection	943,550.00	REVENUES	9,826,325.35	1982 TAXES COLLECTED	
Civil Defense & Disaster Control	5,930.00	Reserve For Uncollected Taxes	537,424.00	1982 Taxes Cancelled, Abated or Adjusted	
Environmental Inspection & Control	66,606.00	<b>CAPITAL OUTLAY</b>		Transfer to Tax Title Liens or Foreclosed	
Other Public Safety		<b>TOTAL</b>		Balance Outstanding Dec. 31, 1982	
<b>PUBLIC WORKS</b>					
Streets and Drainage	151,600.00	Public Enterprises		<b>PRIOR YEARS TAXES OUTSTANDING</b>	
Sewers and Sewage Processing	25,000.00	Recreation—Culture	163,727.69	Balance January 1, 1982	
Garbage and Trash Disposal	210,500.00	Public Works	581.25	Collected in 1982	
Public Buildings and Grounds	250,968.00	Buildings and Grounds	46,575.09	Cancelled, Abated or Adjusted 1982	
Other Public Works	51,000.00	Library and Education		Transfers to Tax Title Liens or Foreclosed	
<b>HEALTH and WELFARE</b>		Conservation		Balance December 31, 1982	
Health Services Except Environmental	45,380.00	All Other			
Welfare-Public Assistance	15,100.00	<b>CAPITAL DEBT AUTHORIZED, DECEMBER 31, 1982</b>		<b>TAX TITLE LIENS OUTSTANDING</b>	
Hospitals, Clinics, First Aid				Balance January 1, 1982	
Animal, Insect, & Rodent Control	2,500.00	ISSUED AND UNISSUED		Transfer From Taxes	
Other Welfare Services		GROSS DEBT		Redeemed in 1982	
<b>RECREATION and CONSERVATION</b>		School	1,895,000	Cancelled, Abated or Adjusted (1982)	
Beaches and Boardwalks		Self-liquidating	420,000	Transfers to Foreclosed Property	
Parks, Playgrounds, Shade Trees	120,150.00	Other	333,300	Balance December 31, 1982	
Land Reclamation & Conservation		Total	2,648,300		
Other Recreational Services	9,175.00	<b>ISSUED AND OUTSTANDING</b>		<b>PROPERTY ACQUIRED BY DEED OR FORECLOSURE</b>	
<b>EDUCATION (excluding schools)</b>		School	1,835,000.00	Balance January 1, 1982	
Libraries	58,973.00	Self-Liquidating	420,000.00	Transfers From Taxes or Liens	
Other Educational Services		Other		Sale for Cash (1982)	
<b>STATUTORY EXPENDITURES</b>		Total	2,255,000.00	Cancelled, Abated or Adjusted (1982)	
Pensions & F. I. C. A.	342,003.11	<b>EQUALIZED VALUATION BASIS</b>		Balance December 31, 1982	
Employee Fringe Benefits	90,000.00	<b>FOR NET DEBT COMPUTATION</b>			
Other Statutory Expenditures	7,200.00	<b>REAL PROPERTY VALUATIONS</b>		<b>CURRENT FINANCES DECEMBER 31, 1982</b>	
<b>CETA And Other Public Employment Programs</b>				<b>ASSETS</b>	
<b>MUNICIPAL FUNCTIONS</b>				Cash Dec. 31, 1982	
CAPITAL IMPROVEMENTS	100.00			Taxes Receivable	
<b>DEBT SERVICE</b>				Tax Title Liens	
Principal Payments				Foreclosed Property	
Interest Payments				Emergencies & Other Deferred Charges	
<b>DEFERRED CHARGES</b>				State and Federal Aid Receivable	
SCHOOL, COUNTY, SPECIAL DISTRICT TAXES	14,469.69			Other Receivables	
RESERVE FOR UNCOLLECTED TAXES	537,424.00			Total	
EXPENDITURES	9,563,837.07				
				<b>LIABILITIES, RESERVES, AND SURPLUS</b>	
				Cash Liabilities	
				Reserves for Receivables	
				Surplus Dec. 31, 1982	
				Total	

0251

Population 1980 25,208  
 Population 1982 25,020  
 S & P Rating AA  
 Moody Rating AA

General Tax Rate Per \$100.

State Equalized Tax Rate 3.34  
 2.66

**RIDGEWOOD VILLAGE - BERGEN COUNTY****Form of Government:****Council-Manager Plan B (OMCL 50)****Number of Members on Governing Body - 5****PER CAPITA**

Gross Debt 576.40  
 Net Debt 257.72  
 Debt Service 50.96  
 Total Tax Levy 1,096.86  
 Municipal Expenditures 431.71

**PER CENT:**

Gross Debt 1.54  
 Net Debt .69  
 Tax Levy Collected 97.14  
 Tax Levy Cancelled, Abated or Adjusted .25

EXPENDITURES		REVENUES-REALIZED		1982 PROPERTY TAX	
<b>GENERAL GOVERNMENT</b>				<b>STATE EQUALIZED TAX RATE</b> →	
Governing Body & Public Boards	8,610.37	1982 Property Taxes Collected		Local District School Taxes	1.78
Municipal Clerk	41,277.20	26,650,098.31		Regional & Consolidated School Tax	18,345,473.00
Financial Administration	123,993.50	1982 Payments in Lieu of Taxes		School Taxes in Municipal Budget	
Assessment of Taxes	64,063.71	Delinquent Tax & Lien Collections		County Taxes	.34
Collection of Taxes	37,656.09	888,638.98		County Library Taxes	3,523,248.56
Planning, Housing & Development	50,734.68	Business Personalty Replacement Taxes		Local Municipal Purpose Taxes	.52
Human Resources		256,345.76		Veteron & Senior Citizen Taxes	5,479,283.13
Elections	10,541.57	Taxes from Public Utilities		Total Taxes for Rate Computation	154,500.00
General Administration (other)	556,097.70	1,467,517.87		Special District Taxes	27,512,504.69
<b>JUDICIARY</b>		Other Miscellaneous Tax Revenues		Bank Corp. Taxes	
Municipal Courts	82,236.13	State Aid Revenues		Added and Omitted Taxes	31,906.52
<b>PUBLIC SAFETY</b>		Federal Aid Revenues		Total Taxes Levied - ABSTRACT	53,425.35
Fire Protection	1,072,306.75	State and Local Fiscal Assistance Act Utilized		Total Taxes Billed	27,443,336.56
Police Protection	1,453,231.66	Sale of Acquired Property		1982 TAXES COLLECTED	27,476,520.63
Civil Defense & Disaster Control	10,606.13	Other Miscellaneous Revenues		1982 Taxes Cancelled, Abated or Adjusted	26,690,098.31
Environmental Inspection & Control	507,702.44	Prior Years Surplus Appropriated		Transfer to Tax Title Liens or Foreclosed	69,819.38
Other Public Safety		REVENUES TOTAL		Balance Outstanding Dec. 31, 1982	20,081.30
<b>PUBLIC WORKS</b>		CAPITAL OUTLAY TOTAL			696,521.64
Streets and Drainage	906,199.76	Public Enterprises		<b>PRIOR YEARS TAXES OUTSTANDING</b>	
Sewers and Sewage Processing	148,638.92	Recreation—Culture		Balance January 1, 1982	864,736.55
Garbage and Trash Disposal	536,490.40	Public Works		Collected in 1982	845,003.60
Public Buildings and Grounds	642,106.65	Buildings and Grounds		Cancelled, Abated or Adjusted 1982	6,515.27
Other Public Works	3,663.00	Library and Education		Transfers to Tax Title Liens or Foreclosed	12,260.56
<b>HEALTH and WELFARE</b>		Conservation		Balance December 31, 1982	957.12
Health Services Except Environmental	144,557.98	All Other		<b>TAX TITLE LIENS OUTSTANDING</b>	
Welfare-Public Assistance	3,100.00	CAPITAL DEBT AUTHORIZED, DECEMBER 31, 1982		Balance January 1, 1982	67,113.24
Hospitals, Clinics, First Aid		ISSUED AND UNISSUED GROSS DEBT NET DEBT		Transfer From Taxes	34,149.48
Animal, Insect, & Rodent Control	7,603.10	School 4,411,000		Redeemed in 1982	44,834.42
Other Welfare Services		Self-liquidating 3,562,300		Cancelled, Abated or Adjusted (1982)	
<b>RECREATION and CONSERVATION</b>		Other 6,448,160		Transfers to Foreclosed Property	
Beaches and Boardwalks		Total 14,421,460		Balance December 31, 1982	56,428.30
Parks, Playgrounds, Shade Trees	243,472.65	ISSUED AND OUTSTANDING		<b>PROPERTY ACQUIRED BY DEED OR FORECLOSURE</b>	
Land Reclamation & Conservation		School 4,411,000.00		Balance January 1, 1982	130,500.00
Other Recreational Services	82,775.85	Self-Liquidating 2,599,800.00		Transfers From Taxes or Liens	
<b>EDUCATION (excluding schools)</b>		Other 3,046,858.31		Sale for Cash (1982)	
Libraries	422,193.46	Total 10,057,658.31		Cancelled, Abated or Adjusted (1982)	95,500.00
Other Educational Services		EQUALIZED VALUATION BASIS		Balance December 31, 1982	35,000.00
<b>STATUTORY EXPENDITURES</b>		FOR NET DEBT COMPUTATION		<b>CURRENT FINANCES DECEMBER 31, 1982</b>	
Pensions & F. I. C. A.	898,156.61	REAL PROPERTY VALUATIONS		<b>ASSETS</b>	
Employee Fringe Benefits	242,503.32	Code Class # of Parcels % VAL'N ASSESSED VALUATION		Cash Dec. 31, 1982	9,287,645.32
Other Statutory Expenditures		1 Vacant Land 259 1.01 8,227,900.00		Taxes Receivable	657,478.76
<b>CETA And Other Public Employment Programs</b>		2 Residential 7228 87.42 709,142,500.00		Tax Title Liens	56,428.30
<b>MUNICIPAL FUNCTIONS</b>	8,300,519.63	3 Farm 2 .04 329,000.00		Foreclosed Property	35,000.00
<b>CAPITAL IMPROVEMENTS</b>	*MEMO* 105,000.00	4a Commercial 286 9.00 72,982,100.00		Emergencies & Other Deferred Charges	86,500.00
<b>DEBT SERVICE</b>		4b Industrial 20,532,600.00		State and Federal Aid Receivable	
Principal Payments	1,023,840.00	4c Apartments 27 2.53		Other Receivables	101,091.65
Interest Payments	251,153.00	Total 7802 811,214,100.00		Total	10,264,144.03
<b>DEFERRED CHARGES</b>	132,733.36	Land Area 5.90 Sq. Miles		<b>LIABILITIES, RESERVES, AND SURPLUS</b>	
<b>SCHOOL, COUNTY, SPECIAL DISTRICT TAXES</b>	21,878,721.56	Net Valuation Taxable-Municipal 821,050,757		Cash Liabilities	7,902,660.32
<b>RESERVE FOR UNCOLLECTED TAXES</b>	1,093,107.66	Net Valuation Taxable-County 962,889,275		Reserves for Receivables	889,998.71
<b>EXPENDITURES</b>	32,680,075.21	State Equalized Valuation 1,028,700,887		Surplus Dec. 31, 1982	1,471,485.00
<b>TOTAL</b>		State Equalization Ratio 79.62		Total	10,264,144.03



1611

Population 1980 12,625  
 Population 1982 13,020  
 S & P Rating  
 Moody Rating BAA1

General Tax Rate Per \$100. 6.95  
 State Equalized Tax Rate 2.63

**RINGWOOD BOROUGH - PASSAIC COUNTY**  
**Form of Government:**  
**Council-Manager Plan E (OMCL 50)**  
**Number of Members on Governing Body - 6**

PER CAPITA:  
 Grass Debt 820.17  
 Net Debt 331.46  
 Debt Service 26.22  
 Total Tax Levy 692.98  
 Municipal Expenditures 309.40

PER CENT:  
 Grass Debt 3.47  
 Net Debt 1.40  
 Tax Levy Collected 96.95  
 Tax Levy Cancelled, Abated or Adjusted .08

EXPENDITURES		REVENUES-REALIZED		1982 PROPERTY TAX	
<b>GENERAL GOVERNMENT</b>				<b>STATE EQUALIZED TAX RATE</b> → .98	
Governing Body & Public Boards	24,100.00	1982 Property Taxes Collected	8,753,138.36	Local District School Taxes	3,327,109.00
Municipal Clerk		1982 Payments in Lieu of Taxes		Regional & Consolidated School Tax	1,725,931.60
Financial Administration	13,000.00	Delinquent Tax & Lien Collections	279,567.21	School Taxes in Municipal Budget	
Assessment of Taxes	29,325.00	Business Personalty Replacement Taxes	20,146.08	County Taxes	1,913,357.01
Collection of Taxes	89,900.00	Taxes from Public Utilities	800,107.00	County Library Taxes	
Planning, Housing & Development	44,800.00	Other Miscellaneous Tax Revenues		Local Municipal Purpose Taxes	1,983,682.00
Human Resources		State Aid Revenues	98,367.39	Veteran & Senior Citizen Taxes	80,525.00
Elections	11,550.00	Federal Aid Revenues		Total Taxes for Rate Computation	9,030,604.61
General Administration (other)	480,265.00	State and Local Fiscal Assistance Act Utilized	134,660.56	Special District Taxes	
<b>JUDICIARY</b>		Sale of Acquired Property	12,200.00	Bank Corp. Taxes	2,317.95
Municipal Courts	34,050.00	Other Miscellaneous Revenues	470,968.31	Added and Omitted Taxes	70,227.61
<b>PUBLIC SAFETY</b>		Total	10,569,154.91	Total Taxes Levied - ABSTRACT	9,022,625.17
Fire Protection	70,750.00	Prior Years Surplus Appropriated	465,000.00	Total Taxes Billed	9,028,588.01
Police Protection	810,300.00	REVENUES TOTAL	11,034,154.91	1982 TAXES COLLECTED	8,753,138.36
Civil Defense & Disaster Control	14,505.00	Reserve For Uncollected Taxes	393,574.63	1982 Taxes Cancelled, Abated or Adjusted	7,099.42
Environmental Inspection & Control	43,050.00	<b>CAPITAL OUTLAY TOTAL</b>	1,214,180.74	Transfer to Tax Title Liens or Foreclosed	28,745.20
Other Public Safety		Public Enterprises	108,547.85	Balance Outstanding Dec. 31, 1982	239,605.03
<b>PUBLIC WORKS</b>		Recreation—Culture	418,672.27	<b>PRIOR YEARS TAXES OUTSTANDING</b>	
Streets and Drainage	562,884.00	Public Works	541,003.66	Balance January 1, 1982	251,934.49
Sewers and Sewage Processing	234,000.00	Buildings and Grounds	245,956.92	Collected in 1982	241,894.52
Garbage and Trash Disposal	16,971.74	Library and Education		Cancelled, Abated or Adjusted 1982	136.99
Public Buildings and Grounds	22,050.00	Conservation		Transfers to Tax Title Liens or Foreclosed	9,735.80
Other Public Works	57,200.00	All Other		Balance December 31, 1982	167.18
<b>HEALTH and WELFARE</b>		<b>CAPITAL DEBT AUTHORIZED, DECEMBER 31, 1982</b>		<b>TAX TITLE LIENS OUTSTANDING</b>	
Health Services Except Environmental	88,490.00	ISSUED AND UNISSUED GROSS DEBT NET DEBT		Balance January 1, 1982	68,184.58
Welfare-Public Assistance	18,550.00	School 4,078,682	149,830	Transfer From Taxes	36,987.00
Hospitals, Clinics, First Aid	2,000.00	Self-liquidating 2,434,100	4,165,823	Redeemed in 1982	37,672.69
Animal, Insect, & Rodent Control		Other 4,165,823	4,165,823	Cancelled, Abated or Adjusted (1982)	
Other Welfare Services		Total 10,678,605	4,315,653	Transfers to Foreclosed Property	8,511.10
<b>RECREATION and CONSERVATION</b>		<b>ISSUED AND OUTSTANDING</b>		Balance December 31, 1982	58,987.79
Beaches and Boardwalks		School 4,078,682.16		<b>PROPERTY ACQUIRED BY DEED OR FORECLOSURE</b>	
Parks, Playgrounds, Shade Trees	3,100.00	Self-Liquidating 2,065,800.00		Balance January 1, 1982	272,437.53
Land Reclamation & Conservation	7,275.00	Other 3,236,450.00		Transfers From Taxes or Liens	11,430.10
Other Recreational Services	32,822.00	Total 9,380,932.16		Sale for Cash (1982)	12,200.00
<b>EDUCATION (excluding schools)</b>		<b>EQUALIZED VALUATION BASIS FOR NET DEBT COMPUTATION</b>	308,038,962	Cancelled, Abated or Adjusted (1982)	55,767.63
Libraries	148,772.00	<b>REAL PROPERTY VALUATIONS</b>		Balance December 31, 1982	215,900.00
Other Educational Services		Code Class # of Parcels % VAL'N ASSESSED VALUATION		<b>CURRENT FINANCES DECEMBER 31, 1982</b>	
<b>STATUTORY EXPENDITURES</b>		1 Vacant Land 621 8.74 11,151,000.00		<b>ASSETS</b>	
Pensions & F. I. C. A	218,833.00	2 Residential 3855 86.76 110,693,500.00		Cash Dec. 31, 1982	968,180.48
Employee Fringe Benefits	96,700.00	3 Farm 7 .14 171,800.00		Taxes Receivable	239,772.21
Other Statutory Expenditures	10,000.00	4a Commercial 50 3.68 4,685,700.00		Tax Title Liens	58,987.79
<b>CETA And Other Public Employment Programs</b>		4b Industrial 8 .69 884,700.00		Foreclosed Property	215,900.00
<b>MUNICIPAL FUNCTIONS TOTAL</b>	3,225,242.74	4c Apartments		Emergencies & Other Deferred Charges	32,400.00
<b>CAPITAL IMPROVEMENTS *MEMO*</b>	44,300.00	Total 4541 127,550,700.00		State and Federal Aid Receivable	
<b>DEBT SERVICE</b>		Land Area 27.50 Sq. Miles		Other Receivables	35,079.82
Principal Payments	103,633.00	Net Valuation Taxable-Municipal	128,897,272	Total	1,570,320.30
Interest Payments	237,713.59	Net Valuation Taxable-County	314,021,008	<b>LIABILITIES, RESERVES, AND SURPLUS</b>	
<b>DEFERRED CHARGES</b>	68,242.57	State Equalized Valuation	338,313,175	Cash Liabilities	375,208.20
<b>SCHOOL, COUNTY, SPECIAL DISTRICT TAXES</b>	6,566,397.61	State Equalization Ratio	37.86	Reserves for Receivables	549,735.82
<b>RESERVE FOR UNCOLLECTED TAXES</b>	393,574.63			Surplus Dec. 31, 1982	645,372.28
<b>EXPENDITURES TOTAL</b>	10,954,804.14			Total	1,570,320.30

0252

Population 1980 **11,111**  
 Population 1982 **11,007**  
 S & P Rating  
 Moody Rating **A1**

General Tax Rate Per \$100.  
 State Equalized Tax Rate **3.36**  
**2.32**

**RIVER EDGE BOROUGH – BERGEN COUNTY****Form of Government:****Borough Council****Number of Members on Governing Body – 6**

PER CAPITA:

Gross Debt **399.44**  
 Net Debt **260.90**  
 Debt Service **40.97**  
 Total Tax Levy **733.13**  
 Municipal Expenditures **342.08**

PER CENT:

Gross Debt **1.41**  
 Net Debt **.92**  
 Tax Levy Collected **98.89**  
 Tax Levy Cancelled, Abated  
 or Adjusted **.19**

EXPENDITURES		REVENUES-REALIZED		1982 PROPERTY TAX	
<b>GENERAL GOVERNMENT</b>				<b>STATE EQUALIZED TAX RATE</b> <span style="float:right">↓</span>	
Governing Body & Public Boards		1982 Property Taxes Collected	<b>7,578,580.20</b>	Local District School Taxes <b>.56</b>	<b>1,955,977.00</b>
Municipal Clerk		1982 Payments in Lieu of Taxes		Regional & Consolidated School Tax <b>.80</b>	<b>2,789,125.96</b>
Financial Administration	<b>56,492.00</b>	Delinquent Tax & Lien Collections	<b>89,688.15</b>	School Taxes in Municipal Budget	
Assessment of Taxes	<b>5,143.00</b>	Business Personalty Replacement Taxes	<b>82,811.48</b>	County Taxes <b>.34</b>	<b>1,188,028.19</b>
Collection of Taxes	<b>8,615.00</b>	Taxes from Public Utilities	<b>728,127.00</b>	County Library Taxes	
Planning, Housing & Development	<b>14,700.00</b>	Other Miscellaneous Tax Revenues		Local Municipal Purpose Taxes <b>.60</b>	<b>2,098,350.00</b>
Human Resources		State Aid Revenues	<b>104,267.10</b>	Veteran & Senior Citizen Taxes	<b>119,325.00</b>
Elections		Federal Aid Revenues		Total Taxes for Rate Computation <b>2.30</b>	<b>8,150,806.15</b>
General Administration (other)	<b>596,413.00</b>	State and Local Fiscal Assistance Act Utilized	<b>106,327.74</b>	Special District Taxes	
<b>JUDICIARY</b>		Sale of Acquired Property		Bank Corp. Taxes	<b>10,137.94</b>
Municipal Courts	<b>24,797.00</b>	Other Miscellaneous Revenues	<b>631,770.42</b>	Added and Omitted Taxes	<b>27,970.65</b>
<b>PUBLIC SAFETY</b>		Total	<b>9,721,572.09</b>	Total Taxes Levied - ABSTRACT	<b>8,069,589.78</b>
Fire Protection	<b>118,061.00</b>	Prior Years Surplus Appropriated	<b>348,000.00</b>	Total Taxes Billed	<b>8,068,174.33</b>
Police Protection	<b>747,690.00</b>	REVENUES TOTAL	<b>10,069,572.09</b>	1982 TAXES COLLECTED	<b>7,978,580.20</b>
Civil Defense & Disaster Control	<b>1,954.00</b>	Reserve For Uncollected Taxes	<b>320,480.00</b>	1982 Taxes Cancelled, Abated or Adjusted	<b>15,064.94</b>
Environmental Inspection & Control	<b>38,664.00</b>	CAPITAL OUTLAY TOTAL	<b>248,611.71</b>	Transfer to Tax Title Liens or Foreclosed	
Other Public Safety				Balance Outstanding Dec. 31, 1982	<b>74,529.19</b>
<b>PUBLIC WORKS</b>				<b>PRIOR YEARS TAXES OUTSTANDING</b>	
Streets and Drainage	<b>373,662.00</b>	Public Enterprises		Balance January 1, 1982	<b>89,688.15</b>
Sewers and Sewage Processing	<b>14,408.00</b>	Recreation—Culture	<b>117,015.00</b>	Collected in 1982	<b>89,688.15</b>
Garbage and Trash Disposal	<b>381,000.00</b>	Public Works	<b>52,401.35</b>	Cancelled, Abated or Adjusted 1982	
Public Buildings and Grounds	<b>21,974.00</b>	Buildings and Grounds	<b>39,195.36</b>	Transfers to Tax Title Liens or Foreclosed	
Other Public Works	<b>52,810.00</b>	Library and Education		Balance December 31, 1982	
<b>HEALTH and WELFARE</b>		Conservation		<b>TAX TITLE LIENS OUTSTANDING</b>	
Health Services Except Environmental	<b>41,233.50</b>	All Other		Balance January 1, 1982	
Welfare-Public Assistance	<b>6,523.00</b>	CAPITAL DEBT AUTHORIZED, DECEMBER 31, 1982		Transfer From Taxes	
Hospitals, Clinics, First Aid		ISSUED AND UNISSUED GROSS DEBT NET DEBT		Redeemed in 1982	
Animal, Insect, & Rodent Control	<b>25.00</b>	School <b>1,499,774</b>		Cancelled, Abated or Adjusted (1982)	
Other Welfare Services		Self-liquidating		Transfers to Foreclosed Property	
<b>RECREATION and CONSERVATION</b>		Other <b>2,896,850</b>	<b>2,871,733</b>	Balance December 31, 1982	
Beaches and Boardwalks		Total <b>4,396,624</b>	<b>2,871,733</b>	<b>PROPERTY ACQUIRED BY DEED OR</b>	
Parks, Playgrounds, Shade Trees	<b>23,011.00</b>			<b>FORECLOSURE</b>	
Land Reclamation & Conservation	<b>300.00</b>	ISSUED AND OUTSTANDING		Balance January 1, 1982	<b>6,675.00</b>
Other Recreational Services	<b>50,766.00</b>	School <b>1,457,842.12</b>		Transfers From Taxes or Liens	
<b>EDUCATION (excluding schools)</b>		Self-Liquidating		Sale for Cash (1982)	
Libraries	<b>168,960.00</b>	Other <b>2,896,850.00</b>	<b>4,354,692.12</b>	Cancelled, Abated or Adjusted (1982)	
Other Educational Services		Total	<b>4,354,692.12</b>	Balance December 31, 1982	<b>6,675.00</b>
<b>STATUTORY EXPENDITURES</b>		EQUALIZED VALUATION BASIS		<b>CURRENT FINANCES DECEMBER 31, 1982</b>	
Pensions & F. I. C. A.	<b>218,153.44</b>	FOR NET DEBT COMPUTATION	<b>311,419,418</b>	<b>ASSETS</b>	
Employee Fringe Benefits		REAL PROPERTY VALUATIONS		Cash Dec. 31, 1982	<b>4,035,795.23</b>
Other Statutory Expenditures	<b>5,000.00</b>	Code Class # of Parcels % VAL'N		Taxes Receivable	<b>74,529.19</b>
CETA And Other Public Employment Programs		1 Vacant Land <b>107 .54</b>	<b>1,251,600.00</b>	Tax Title Liens	
<b>MUNICIPAL FUNCTIONS</b>	<b>2,970,354.94</b>	2 Residential <b>3072 80.55</b>	<b>188,345,875.00</b>	Foreclosed Property	<b>6,675.00</b>
<b>CAPITAL IMPROVEMENTS</b>	<b>*MEMO* 11,850.00</b>	3 Farm		Emergencies & Other Deferred Charges	<b>2,541.00</b>
<b>DEBT SERVICE</b>		4a Commercial <b>109 10.68</b>	<b>24,971,200.00</b>	State and Federal Aid Receivable	
Principal Payments	<b>214,998.48</b>	4b Industrial <b>8 .77</b>	<b>1,757,900.00</b>	Other Receivables	<b>21,173.18</b>
Interest Payments	<b>235,951.16</b>	4c Apartments <b>18 7.47</b>	<b>17,457,400.00</b>	Total	<b>4,140,713.60</b>
		Total <b>3314</b>	<b>233,823,975.00</b>	<b>LIABILITIES, RESERVES, AND SURPLUS</b>	
<b>DEFERRED CHARGES</b>	<b>23,451.72</b>	Land Area <b>1.90</b> Sq. Miles		Cash Liabilities	<b>322,402.14</b>
<b>SCHOOL, COUNTY, SPECIAL DISTRICT TAXES</b>	<b>5,933,131.15</b>	Net Valuation Taxable-Municipal	<b>239,291,775</b>	Reserves for Receivables	<b>102,377.37</b>
<b>RESERVE FOR UNCOLLECTED TAXES</b>	<b>320,480.00</b>	Net Valuation Taxable-County	<b>323,413,149</b>	Surplus Dec. 31, 1982	<b>3,715,934.09</b>
<b>EXPENDITURES</b>	<b>9,658,367.45</b>	State Equalized Valuation	<b>344,443,345</b>	Total	<b>4,140,713.60</b>
		State Equalization Ratio	<b>68.98</b>		



0253

Population 1980 **9,489**  
 Population 1982 **9,699**  
 S & P Rating  
 Moody Rating

General Tax Rate Per \$100. **4.90**  
 State Equalized Tax Rate **2.45**

# RIVER VALE TOWNSHIP – BERGEN COUNTY

## Form of Government:

**Mayor-Council Plan E (OMCL 50)**

**Number of Members on Governing Body – 5**

PER CAPITA:  
 Gross Debt **1,068.18**  
 Net Debt **988.48**  
 Debt Service **96.95**  
 Total Tax Levy **874.43**  
 Municipal Expenditures **340.75**

PER CENT:  
 Gross Debt **3.31**  
 Net Debt **3.07**  
 Tax Levy Collected **97.41**  
 Tax Levy Cancelled, Abated or Adjusted **.03**

EXPENDITURES		REVENUES-REALIZED		1982 PROPERTY TAX	
GENERAL GOVERNMENT		1982 Property Taxes Collected		STATE EQUALIZED TAX RATE $\rightarrow$	
Governing Body & Public Boards	5,400.00	1982 Payments in Lieu of Taxes		Local District School Taxes	1.01
Municipal Clerk	22,425.00	Delinquent Tax & Lien Collections		Regional & Consolidated School Tax	.54
Financial Administration	38,887.00	Business Personalty Replacement Taxes		School Taxes in Municipal Budget	
Assessment of Taxes	12,006.00	Taxes from Public Utilities		County Taxes	.35
Collection of Taxes		Other Miscellaneous Tax Revenues		County Library Taxes	
Planning, Housing & Development	4,760.00	State Aid Revenues		Local Municipal Purpose Taxes	.55
Human Resources	4,150.00	Federal Aid Revenues		Veteran & Senior Citizen Taxes	
Elections	2,950.00	State and Local Fiscal Assistance Act Utilized		Total Taxes for Rate Computation	2.45
General Administration (other)	251,867.00	Sale of Acquired Property		Special District Taxes	
JUDICIARY		Other Miscellaneous Revenues		Bank Corp. Taxes	9,906.46
Municipal Courts	13,965.00	Total		Added and Omitted Taxes	66,856.84
PUBLIC SAFETY		Prior Years Surplus Appropriated		Total Taxes Levied - ABSTRACT	8,481,070.46
Fire Protection	121,770.00	REVENUES		Total Taxes Billed	8,474,791.05
Police Protection	675,232.00	Reserve For Uncollected Taxes		1982 TAXES COLLECTED	8,254,931.24
Civil Defense & Disaster Control	160.00	CAPITAL OUTLAY		1982 Taxes Cancelled, Abated or Adjusted	2,881.20
Environmental Inspection & Control	28,187.00	Public Enterprises		Transfer to Tax Title Liens or Foreclosed	5,251.80
Other Public Safety		Recreation—Culture		Balance Outstanding Dec. 31, 1982	211,726.81
PUBLIC WORKS		Public Works		PRIOR YEARS TAXES OUTSTANDING	
Streets and Drainage	44,700.00	Buildings and Grounds		Balance January 1, 1982	315,535.93
Sewers and Sewage Processing	147,900.00	Library and Education		Collected in 1982	184,537.57
Garbage and Trash Disposal	35,000.00	Conservation		Cancelled, Abated or Adjusted 1982	
Public Buildings and Grounds	65,350.00	All Other		Transfers to Tax Title Liens or Foreclosed	3,209.35
Other Public Works	280,573.00	CAPITAL DEBT AUTHORIZED, DECEMBER 31, 1982		Balance December 31, 1982	127,789.01
HEALTH and WELFARE		ISSUED AND UNISSUED		TAX TITLE LIENS OUTSTANDING	
Health Services Except Environmental	44,840.00	School		Balance January 1, 1982	4,377.75
Welfare-Public Assistance	2,000.00	Self-liquidating		Transfer From Taxes	8,723.64
Hospitals, Clinics, First Aid		Other		Redeemed in 1982	
Animal, Insect, & Rodent Control		Total		Cancelled, Abated or Adjusted (1982)	
Other Welfare Services		GROSS DEBT		Transfers to Foreclosed Property	4,725.69
RECREATION and CONSERVATION		NET DEBT		Balance December 31, 1982	8,375.70
Beaches and Boardwalks		ISSUED AND OUTSTANDING		PROPERTY ACQUIRED BY DEED OR	
Parks, Playgrounds, Shade Trees		School		FORECLOSURE	
Land Reclamation & Conservation		Self-liquidating		Balance January 1, 1982	320,274.31
Other Recreational Services	26,400.00	Other		Transfers From Taxes or Liens	4,725.69
EDUCATION (excluding schools)		Total		Sale for Cash (1982)	
Libraries	113,000.00	EQUALIZED VALUATION BASIS		Cancelled, Abated or Adjusted (1982)	
Other Educational Services		FOR NET DEBT COMPUTATION		Balance December 31, 1982	325,000.00
STATUTORY EXPENDITURES		REAL PROPERTY VALUATIONS		CURRENT FINANCES DECEMBER 31, 1982	
Pensions & F. I. C. A.	150,904.00	Code Class # of Parcels % VAL'N		ASSETS	
Employee Fringe Benefits		1 Vacant Land 160 1.20		Cash Dec. 31, 1982	589,896.64
Other Statutory Expenditures	1,500.00	2 Residential 2822 88.76		Taxes Receivable	339,515.82
CETA And Other Public Employment Programs		3 Farm 2 .08		Tax Title Liens	8,375.70
MUNICIPAL FUNCTIONS		4a Commercial 47 8.09		Foreclosed Property	325,000.00
TOTAL	2,133,926.00	4b Industrial 1 .20		Emergencies & Other Deferred Charges	3,954.50
CAPITAL IMPROVEMENTS	*MEMO* 100.00	4c Apartments 4 1.67		State and Federal Aid Receivable	19,309.93
DEBT SERVICE		Total 3036		Other Receivables	3,348.14
Principal Payments	526,625.00	Land Area 4.20 Sq. Miles		Total	1,289,400.73
Interest Payments	413,740.45	Net Valuation Taxable-Municipal		LIABILITIES, RESERVES, AND SURPLUS	
DEFERRED CHARGES	5,577.91	Net Valuation Taxable-County		Cash Liabilities	235,936.47
SCHOOL, COUNTY, SPECIAL DISTRICT TAXES	6,510,158.81	State Equalized Valuation		Reserves for Receivables	676,239.66
RESERVE FOR UNCOLLECTED TAXES	225,032.75	State Equalization Ratio		Surplus Dec. 31, 1982	377,224.60
EXPENDITURES	9,815,060.92	TOTAL		Total	1,289,400.73

1433

Population 1980 2,530  
 Population 1982 2,489  
 S & P Rating  
 Moody Rating A

General Tax Rate Per \$100.  
 3.25  
 State Equalized Tax Rate  
 2.18

## RIVERDALE BOROUGH - MORRIS COUNTY

## Form of Government:

## Borough Council

## Number of Members on Governing Body - 6

## PER CAPITA:

Gross Debt 565.05  
 Net Debt 503.84  
 Debt Service 83.82  
 Total Tax Levy 799.74  
 Municipal Expenditures 449.80

## PER CENT:

Gross Debt 1.81  
 Net Debt 1.62  
 Tax Levy Collected 96.54  
 Tax Levy Cancelled, Abated  
 or Adjusted .15

EXPENDITURES		REVENUES-REALIZED		1982 PROPERTY TAX	
GENERAL GOVERNMENT				STATE EQUALIZED TAX RATE 1.28	
Governing Body & Public Boards		1982 Property Taxes Collected	1,923,010.08	Local District School Taxes	1,153,837.15
Municipal Clerk		1982 Payments in Lieu of Taxes		Regional & Consolidated School Tax	
Financial Administration	14,100.00	Delinquent Tax & Lien Collections	35,292.61	School Taxes in Municipal Budget	
Assessment of Taxes	3,500.00	Business Personalty Replacement Taxes	78,424.96	County Taxes	321,592.41
Collection of Taxes	10,785.58	Taxes from Public Utilities	241,909.00	County Library Taxes	12,149.74
Planning, Housing & Development	7,655.00	Other Miscellaneous Tax Revenues		Local Municipal Purpose Taxes	478,840.74
Human Resources		State Aid Revenues	23,781.08	Veteran & Senior Citizen Taxes	24,925.00
Elections		Federal Aid Revenues	35,627.00	Total Taxes for Rate Computation	1,991,345.04
General Administration (other)	121,402.54	State and Local Fiscal Assistance Act Utilized		Special District Taxes	
JUDICIARY		Sale of Acquired Property		Bank Corp. Taxes	229.07
Municipal Courts	16,685.00	Other Miscellaneous Revenues	147,062.51	Added and Omitted Taxes	23,903.51
PUBLIC SAFETY		Total	2,485,107.24	Total Taxes Levied - ABSTRACT	1,990,552.62
Fire Protection	21,382.00	Prior Years Surplus Appropriated	159,000.00	Total Taxes Billed	1,991,921.60
Police Protection	309,130.65	REVENUES TOTAL	2,644,107.24	1982 TAXES COLLECTED	1,923,010.08
Civil Defense & Disaster Control	220.00	Reserve For Uncollected Taxes	108,192.74	1982 Taxes Cancelled, Abated or Adjusted	2,918.50
Environmental Inspection & Control	5,838.00	CAPITAL OUTLAY TOTAL	18,228.04	Transfer to Tax Title Liens or Foreclosed	42,883.75
Other Public Safety				Balance Outstanding Dec. 31, 1982	23,109.27
PUBLIC WORKS				PRIOR YEARS TAXES OUTSTANDING	
Streets and Drainage	57,969.00	Public Enterprises	12,980.00	Balance January 1, 1982	33,663.61
Sewers and Sewage Processing		Recreation—Culture	658.64	Collected in 1982	19,559.74
Garbage and Trash Disposal	56,175.93	Public Works	2,040.00	Cancelled, Abated or Adjusted 1982	
Public Buildings and Grounds	29,392.78	Buildings and Grounds	2,549.40	Transfers to Tax Title Liens or Foreclosed	14,103.87
Other Public Works	12,200.00	Library and Education		Balance December 31, 1982	
HEALTH and WELFARE		Conservation		TAX TITLE LIENS OUTSTANDING	
Health Services Except Environmental	43,916.50	All Other		Balance January 1, 1982	32,154.18
Welfare-Public Assistance	500.00			Transfer From Taxes	59,684.83
Hospitals, Clinics, First Aid	350.00			Redeemed in 1982	15,732.87
Animal, Insect, & Rodent Control				Cancelled, Abated or Adjusted (1982)	
Other Welfare Services				Transfers to Foreclosed Property	
RECREATION and CONSERVATION				Balance December 31, 1982	76,106.14
Beaches and Boardwalks				PROPERTY ACQUIRED BY DEED OR	
Parks, Playgrounds, Shade Trees	9,432.00			FORECLOSURE	
Land Reclamation & Conservation				Balance January 1, 1982	
Other Recreational Services	959.00			Transfers From Taxes or Liens	
EDUCATION (excluding schools)				Sale for Cash (1982)	
Libraries	6,309.00			Cancelled, Abated or Adjusted (1982)	
Other Educational Services				Balance December 31, 1982	
STATUTORY EXPENDITURES				CURRENT FINANCES DECEMBER 31, 1982	
Pensions & F. I. C. A.	54,069.70			ASSETS	
Employee Fringe Benefits	16,001.00			Cash Dec. 31, 1982	472,088.24
Other Statutory Expenditures	2,200.00			Taxes Receivable	23,109.27
CETA And Other Public Employment Programs				Tax Title Liens	76,106.14
MUNICIPAL FUNCTIONS TOTAL	800,173.68			Foreclosed Property	
CAPITAL IMPROVEMENTS *MEMO*	10,150.00			Emergencies & Other Deferred Charges	82,406.96
DEBT SERVICE				State and Federal Aid Receivable	47.78
Principal Payments	111,046.00			Other Receivables	506.16
Interest Payments	97,584.19			Total	654,264.55
DEFERRED CHARGES	2,551.50			LIABILITIES, RESERVES, AND SURPLUS	
SCHOOL, COUNTY, SPECIAL DISTRICT TAXES	1,487,579.30			Cash Liabilities	286,682.71
RESERVE FOR UNCOLLECTED TAXES	108,192.74			Reserves for Receivables	99,721.57
EXPENDITURES TOTAL	2,607,127.41			Surplus Dec. 31, 1982	267,860.27
				Total	654,264.55



0330

Population 1980 **7,941**  
 Population 1982 **7,994**  
 S & P Rating  
 Moody Rating

General Tax Rate Per \$100.  
**2.42**  
 State Equalized Tax Rate  
**2.17**

## RIVERSIDE TOWNSHIP – BURLINGTON CO.

## Form of Government:

## Township Committee

## Number of Members on Governing Body – 5

## PER CAPITA:

Grass Debt **109.06**  
 Net Debt **46.51**  
 Debt Service **5.82**  
 Total Tax Levy **338.21**  
 Municipal Expenditures **204.92**

## PER CENT:

Grass Debt **.77**  
 Net Debt **.33**  
 Tax Levy Collected **91.95**  
 Tax Levy Cancelled, Abated  
 or Adjusted

EXPENDITURES		REVENUES-REALIZED		1982 PROPERTY TAX	
GENERAL GOVERNMENT				STATE EQUALIZED TAX RATE $\rightarrow$	
Governing Body & Public Boards		1982 Property Taxes Collected	2,486,530.66	Local District School Taxes <b>1.33</b>	1,651,505.00
Municipal Clerk		1982 Payments in Lieu of Taxes		Regional & Consolidated School Tax	
Financial Administration	41,043.00	Delinquent Tax & Lien Collections	171,925.45	School Taxes in Municipal Budget	
Assessment of Taxes	11,228.00	Business Personalty Replacement Taxes	177,822.96	County Taxes <b>.60</b>	742,769.81
Collection of Taxes	17,404.70	Taxes from Public Utilities	481,819.00	County Library Taxes <b>.03</b>	41,145.01
Planning, Housing & Development	8,012.00	Other Miscellaneous Tax Revenues		Local Municipal Purpose Taxes <b>.21</b>	261,000.00
Human Resources		State Aid Revenues	58,751.44	Veteran & Senior Citizen Taxes	134,775.00
Elections		Federal Aid Revenues		Total Taxes for Rate Computation <b>2.17</b>	2,821,194.82
General Administration (other)	158,253.03	State and Local Fiscal Assistance Act Utilized	73,403.00	Special District Taxes	
JUDICIARY		Sale of Acquired Property		Bank Corp. Taxes	1,652.01
Municipal Courts	16,715.00	Other Miscellaneous Revenues	315,567.21	Added and Omitted Taxes	5,610.57
PUBLIC SAFETY		Total	3,765,819.72	Total Taxes Levied - ABSTRACT	2,703,682.40
Fire Protection	56,100.00	Prior Years Surplus Appropriated	632,600.00	Total Taxes Billed	2,704,138.98
Police Protection	308,691.00	REVENUES TOTAL	4,398,419.72	1982 TAXES COLLECTED	2,486,530.66
Civil Defense & Disaster Control	300.00	Reserve For Uncollected Taxes	304,200.00	1982 Taxes Cancelled, Abated or Adjusted	
Environmental Inspection & Control	9,950.00	CAPITAL OUTLAY TOTAL	136,272.17	Transfer to Tax Title Liens or Foreclosed	
Other Public Safety				Balance Outstanding Dec. 31, 1982	217,608.32
PUBLIC WORKS				PRIOR YEARS TAXES OUTSTANDING	
Streets and Drainage	195,525.00	Public Enterprises		Balance January 1, 1982	177,332.72
Sewers and Sewage Processing		Recreation—Culture		Collected in 1982	171,925.45
Garbage and Trash Disposal	133,836.00	Public Works	129,567.35	Cancelled, Abated or Adjusted 1982	
Public Buildings and Grounds	33,255.97	Buildings and Grounds	6,704.82	Transfers to Tax Title Liens or Foreclosed	
Other Public Works	360.00	Library and Education		Balance December 31, 1982	5,407.27
HEALTH and WELFARE		Conservation		TAX TITLE LIENS OUTSTANDING	
Health Services Except Environmental	8,898.00	All Other		Balance January 1, 1982	2,225.05
Welfare-Public Assistance	13,384.00	CAPITAL DEBT AUTHORIZED, DECEMBER 31, 1982		Transfer From Taxes	
Hospitals, Clinics, First Aid		ISSUED AND UNISSUED GROSS DEBT		Redeemed in 1982	
Animal, Insect, & Rodent Control	1,000.00	School	500,000	Cancelled, Abated or Adjusted (1982)	
Other Welfare Services		Self-liquidating		Transfers to Foreclosed Property	
RECREATION and CONSERVATION		Other	371,836	Balance December 31, 1982	2,225.05
Beaches and Boardwalks		Total	871,836	PROPERTY ACQUIRED BY DEED OR	
Parks, Playgrounds, Shade Trees	13,875.00			FORECLOSURE	
Land Reclamation & Conservation				Balance January 1, 1982	7,980.00
Other Recreational Services	5,530.00			Transfers From Taxes or Liens	
EDUCATION (excluding schools)				Sole for Cash (1982)	
Libraries	21,000.00	ISSUED AND OUTSTANDING		Cancelled, Abated or Adjusted (1982)	
Other Educational Services		School		Balance December 31, 1982	7,980.00
STATUTORY EXPENDITURES		Self-Liquidating		CURRENT FINANCES DECEMBER 31, 1982	
Pensions & F. I. C. A.	65,655.00	Other	195,000.00	ASSETS	
Employee Fringe Benefits	27,400.00	Total	195,000.00	Cash Dec. 31, 1982	2,328,015.55
Other Statutory Expenditures	5,500.00	EQUALIZED VALUATION BASIS		Taxes Receivable	223,015.59
CETA And Other Public Employment Programs		FOR NET DEBT COMPUTATION	113,121.451	Tax Title Liens	2,225.05
MUNICIPAL FUNCTIONS TOTAL	1,172,915.70	REAL PROPERTY VALUATIONS		Foreclosed Property	7,980.00
CAPITAL IMPROVEMENTS *MEMO*	50,000.00	Code Class # of Parcels % VAL'N		Emergencies & Other Deferred Charges	24,120.00
DEBT SERVICE		1 Vacant Land 139 1.05	1,136,600.00	State and Federal Aid Receivable	1,405.57
Principal Payments	35,000.00	2 Residential 2330 80.94	87,885,900.00	Other Receivables	6,505.80
Interest Payments	11,500.00	3 Farm		Total	2,593,267.56
DEFERRED CHARGES	114,500.00	4a Commercial 158 9.75	10,583,800.00	LIABILITIES, RESERVES, AND SURPLUS	
SCHOOL, COUNTY, SPECIAL DISTRICT TAXES	2,435,419.82	4b Industrial 23 5.14	5,576,300.00	Cash Liabilities	1,105,674.24
RESERVE FOR UNCOLLECTED TAXES	304,200.00	4c Apartments 16 3.13	3,358,700.00	Reserves for Receivables	239,726.44
EXPENDITURES TOTAL	4,073,535.52	Total 2666	108,581,300.00	Surplus Dec. 31, 1982	1,247,866.88
		Land Area 1.54 Sq. Miles		Total	2,593,267.56
		Net Valuation Taxable-Municipal	111,674,654		
		Net Valuation Taxable-County	123,620,122		
		State Equalized Valuation	124,164,612		
		State Equalization Ratio	89.69		

0331

Population 1980 3,068  
 Population 1982 3,081  
 S & P Rating  
 Moody Rating BAA1

General Tax Rate Per \$100.  
 State Equalized Tax Rate 3.38  
 2.52

## RIVERTON BOROUGH - BURLINGTON CO.

## Form of Government:

## Borough Council

## Number of Members on Governing Body - 6

PER CAPITA  
 Gross Debt 270.35  
 Net Debt  
 Debt Service 23.53  
 Total Tax Levy 496.61  
 Municipal Expenditures 232.77

PER CENT:  
 Gross Debt 1.54  
 Net Debt  
 Tax Levy Collected 98.02  
 Tax Levy Cancelled, Abated or Adjusted .26

EXPENDITURES		REVENUES-REALIZED		1982 PROPERTY TAX	
GENERAL GOVERNMENT				STATE EQUALIZED TAX RATE →	
Governing Body & Public Boards		1982 Property Taxes Collected	1,459,843.43	Local District School Taxes	1.51 910,170.00
Municipal Clerk		1982 Payments in Lieu of Taxes		Regional & Consolidated School Tax	
Financial Administration	19,045.00	Delinquent Tax & Lien Collections	23,945.07	School Taxes in Municipal Budget	
Assessment of Taxes	3,200.00	Business Personalty Replacement Taxes	15,291.92	County Taxes	.56 339,147.35
Collection of Taxes	6,775.00	Taxes from Public Utilities	148,315.00	County Library Taxes	.03 18,630.07
Planning, Housing & Development	1,986.54	Other Miscellaneous Tax Revenues		Local Municipal Purpose Taxes	.42 256,678.69
Human Resources		State Aid Revenues	29,884.34	Veteran & Senior Citizen Taxes	28,900.00
Elections		Federal Aid Revenues		Total Taxes for Rate Computation	2.52 1,553,526.11
General Administration (other)	70,547.02	State and Local Fiscal Assistance Act Utilized	15,320.91	Special District Taxes	
JUDICIARY		Sale of Acquired Property	230,822.19	Bank Corp. Taxes	905.89
Municipal Courts	4,225.00	Other Miscellaneous Revenues		Added and Omitted Taxes	4,517.94
PUBLIC SAFETY		Total	1,963,422.86	Total Taxes Levied - ABSTRACT	1,530,049.94
Fire Protection	36,770.44	Prior Years Surplus Appropriated	60,000.00	Total Taxes Billed	1,530,199.30
Police Protection	126,573.00	REVENUES TOTAL	2,023,422.86	1982 TAXES COLLECTED	1,459,843.43
Civil Defense & Disaster Control	20.00	Reserve For Uncollected Taxes	59,237.95	1982 Taxes Cancelled, Abated or Adjusted	3,950.09
Environmental Inspection & Control	2,240.00	CAPITAL OUTLAY TOTAL	179,165.51	Transfer to Tax Title Liens or Foreclosed	1,591.04
Other Public Safety				Balance Outstanding Dec. 31, 1982	24,814.74
PUBLIC WORKS				PRIOR YEARS TAXES OUTSTANDING	
Streets and Drainage	71,628.44	Public Enterprises		Balance January 1, 1982	19,474.05
Sewers and Sewage Processing	64,822.02	Recreation—Culture		Collected in 1982	19,046.62
Garbage and Trash Disposal	81,298.22	Public Works	179,165.51	Cancelled, Abated or Adjusted 1982	
Public Buildings and Grounds	100.00	Buildings and Grounds		Transfers to Tax Title Liens or Foreclosed	427.43
Other Public Works	14,100.00	Library and Education		Balance December 31, 1982	
HEALTH and WELFARE		Conservation		TAX TITLE LIENS OUTSTANDING	
Health Services Except Environmental	170.00	All Other		Balance January 1, 1982	5,325.88
Welfare-Public Assistance	1,430.00	CAPITAL DEBT AUTHORIZED, DECEMBER 31, 1982		Transfer From Taxes	2,155.25
Hospitals, Clinics, First Aid		ISSUED AND UNISSUED GROSS DEBT		Redeemed in 1982	4,898.45
Animal, Insect, & Rodent Control		School 85,000		Cancelled, Abated or Adjusted (1982)	427.43
Other Welfare Services		Self-liquidating		Transfers to Foreclosed Property	
RECREATION and CONSERVATION		Other 747,961		Balance December 31, 1982	2,155.25
Beaches and Boardwalks		Total 832,961		PROPERTY ACQUIRED BY DEED OR FORECLOSURE	
Parks, Playgrounds, Shade Trees	14,300.00	ISSUED AND OUTSTANDING		Balance January 1, 1982	2,300.00
Land Reclamation & Conservation		School 85,000.00		Transfers From Taxes or Liens	
Other Recreational Services	6,538.10	Self-Liquidating		Sale for Cash (1982)	
EDUCATION (excluding schools)		Other 747,961.25		Cancelled, Abated or Adjusted (1982)	
Libraries	4,800.00	Total 832,961.25		Balance December 31, 1982	2,300.00
Other Educational Services		EQUALIZED VALUATION BASIS		CURRENT FINANCES DECEMBER 31, 1982	
STATUTORY EXPENDITURES		FOR NET DEBT COMPUTATION	54,107,584	ASSETS	
Pensions & F. I. C. A.	32,857.00	REAL PROPERTY VALUATIONS		Cash Dec. 31, 1982	656,896.30
Employee Fringe Benefits	10,717.44	Code Class # of Parcels % VAL'N		Taxes Receivable	24,814.74
Other Statutory Expenditures	2,500.00	1 Vacant Land 42 .82		Tax Title Liens	2,155.25
CETA And Other Public Employment Programs		2 Residential 855 89.91		Foreclosed Property	2,300.00
MUNICIPAL FUNCTIONS TOTAL	576,643.22	3 Farm		Emergencies & Other Deferred Charges	31,344.11
CAPITAL IMPROVEMENTS *MEMO*	5,000.00	4a Commercial 40 5.45		State and Federal Aid Receivable	
DEBT SERVICE		4b Industrial 1 .62		Other Receivables	18,134.64
Principal Payments	72,486.49	4c Apartments 11 3.20		Total	735,645.04
Interest Payments		Total 949	44,752,700.00	LIABILITIES, RESERVES, AND SURPLUS	
DEFERRED CHARGES	8,783.01	Land Area .70 Sq. Miles		Cash Liabilities	502,779.93
SCHOOL, COUNTY, SPECIAL DISTRICT TAXES	1,267,947.42	Net Valuation Taxable-Municipal	45,165,244	Reserves for Receivables	47,404.63
RESERVE FOR UNCOLLECTED TAXES	59,237.95	Net Valuation Taxable-County	56,044,421	Surplus Dec. 31, 1982	185,460.48
EXPENDITURES TOTAL	1,965,098.09	State Equalized Valuation	60,335,998	Total	735,645.04
		State Equalization Ratio	74.70		



0254

Population 1980 **5,603**  
 Population 1982 **5,541**  
 S & P Rating  
 Moody Rating

General Tax Rate Per \$100.

2.11  
 State Equalized Tax Rate  
 1.53

**ROCHELLE PARK TOWNSHIP - BERGEN CO.****Form of Government:****Township Committee****Number of Members on Governing Body - 5****PER CAPITA:**

Gross Debt **141.24**  
 Net Debt **127.71**  
 Debt Service **33.13**  
 Total Tax Levy **722.19**  
 Municipal Expenditures **372.78**

**PER CENT:**

Gross Debt **.36**  
 Net Debt **.33**  
 Tax Levy Collected **99.58**  
 Tax Levy Cancelled, Abated  
 or Adjusted

EXPENDITURES		REVENUES-REALIZED		1982 PROPERTY TAX	
<b>GENERAL GOVERNMENT</b>				<b>STATE EQUALIZED TAX RATE</b> →	
Governing Body & Public Boards		1982 Property Taxes Collected	<b>3,977,276.03</b>	Local District School Taxes	<b>.71</b>
Municipal Clerk		1982 Payments in Lieu of Taxes		Regional & Consolidated School Tax	
Financial Administration		Delinquent Tax & Lien Collections	<b>12,404.26</b>	School Taxes in Municipal Budget	
Assessment of Taxes	<b>6,000.00</b>	Business Personalty Replacement Taxes	<b>54,641.56</b>	County Taxes	<b>.36</b>
Collection of Taxes	<b>25,178.00</b>	Taxes from Public Utilities	<b>354,672.00</b>	County Library Taxes	
Planning, Housing & Development	<b>6,451.00</b>	Other Miscellaneous Tax Revenues		Local Municipal Purpose Taxes	<b>.46</b>
Human Resources	<b>2,100.00</b>	State Aid Revenues	<b>47,406.50</b>	Veteran & Senior Citizen Taxes	
Elections		Federal Aid Revenues		Total Taxes for Rate Computation	<b>1.53</b>
General Administration (other)	<b>197,676.56</b>	State and Local Fiscal Assistance Act Utilized	<b>63,249.17</b>	Special District Taxes	
<b>JUDICIARY</b>		Sale of Acquired Property		Bank Corp. Taxes	<b>12,988.54</b>
Municipal Courts	<b>23,000.00</b>	Other Miscellaneous Revenues	<b>197,221.15</b>	Added and Omitted Taxes	<b>8,313.44</b>
<b>PUBLIC SAFETY</b>		Total	<b>4,746,870.67</b>	Total Taxes Levied - ABSTRACT	<b>4,001,647.31</b>
Fire Protection	<b>68,178.60</b>	Prior Years Surplus Appropriated	<b>310,000.00</b>	Total Taxes Billed	<b>3,993,925.51</b>
Police Protection	<b>612,702.00</b>	REVENUES TOTAL	<b>5,056,870.67</b>	1982 TAXES COLLECTED	<b>3,977,276.03</b>
Civil Defense & Disaster Control	<b>1,000.00</b>	Reserve For Uncollected Taxes	<b>95,234.00</b>	1982 Taxes Cancelled, Abated or Adjusted	
Environmental Inspection & Control	<b>23,669.00</b>	CAPITAL OUTLAY TOTAL	<b>414,080.06</b>	Transfer to Tax Title Liens or Foreclosed	
Other Public Safety		Public Enterprises		Balance Outstanding Dec. 31, 1982	<b>16,649.48</b>
<b>PUBLIC WORKS</b>		Recreation—Culture		<b>PRIOR YEARS TAXES OUTSTANDING</b>	
Streets and Drainage	<b>176,887.00</b>	Public Works	<b>78,844.38</b>	Balance January 1, 1982	<b>15,199.09</b>
Sewers and Sewage Processing	<b>165,840.00</b>	Buildings and Grounds	<b>335,235.68</b>	Collected in 1982	<b>12,404.26</b>
Garbage and Trash Disposal	<b>150,000.00</b>	Library and Education		Cancelled, Abated or Adjusted 1982	
Public Buildings and Grounds	<b>70,000.00</b>	Conservation		Transfers to Tax Title Liens or Foreclosed	
Other Public Works		All Other		Balance December 31, 1982	<b>2,794.83</b>
<b>HEALTH and WELFARE</b>		CAPITAL DEBT AUTHORIZED, DECEMBER 31, 1982		<b>TAX TITLE LIENS OUTSTANDING</b>	
Health Services Except Environmental	<b>25,920.00</b>	ISSUED AND UNISSUED		Balance January 1, 1982	
Welfare-Public Assistance	<b>1,925.00</b>	School	<b>75,000</b>	Transfer From Taxes	
Hospitals, Clinics, First Aid		Self-liquidating		Redeemed in 1982	
Animal, Insect, & Rodent Control	<b>3,040.00</b>	Other	<b>707,615</b>	Cancelled, Abated or Adjusted (1982)	
Other Welfare Services		Total	<b>782,615</b>	Transfers to Foreclosed Property	
<b>RECREATION and CONSERVATION</b>		ISSUED AND OUTSTANDING		Balance December 31, 1982	
Beaches and Boardwalks		School	<b>75,000.00</b>	<b>PROPERTY ACQUIRED BY DEED OR</b>	
Parks, Playgrounds, Shade Trees	<b>4,650.00</b>	Self-liquidating		<b>FORECLOSURE</b>	
Land Reclamation & Conservation		Other	<b>579,832.00</b>	Balance January 1, 1982	<b>5,850.00</b>
Other Recreational Services	<b>16,357.00</b>	Total	<b>654,832.00</b>	Transfers From Taxes or Liens	
<b>EDUCATION (excluding schools)</b>		EQUALIZED VALUATION BASIS		Sale for Cash (1982)	
Libraries		FOR NET DEBT COMPUTATION	<b>215,764,935</b>	Cancelled, Abated or Adjusted (1982)	
Other Educational Services	<b>2,000.00</b>	REAL PROPERTY VALUATIONS		Balance December 31, 1982	<b>5,850.00</b>
<b>STATUTORY EXPENDITURES</b>		Code Class # of Parcels % VAL'N		<b>CURRENT FINANCES DECEMBER 31, 1982</b>	
Pensions & F. I. C. A.	<b>116,538.36</b>	1 Vacant Land 92 1.53	<b>2,465,000.00</b>	<b>ASSETS</b>	
Employee Fringe Benefits		2 Residential 1712 59.31	<b>95,433,220.00</b>	Cash Dec. 31, 1982	<b>892,164.60</b>
Other Statutory Expenditures	<b>5,000.00</b>	3 Farm 110 34.16	<b>54,972,800.00</b>	Taxes Receivable	<b>19,444.31</b>
CETA And Other Public Employment Programs		4a Commercial 27 2.78	<b>4,479,600.00</b>	Tax Title Liens	
<b>MUNICIPAL FUNCTIONS</b>		4b Industrial 3 2.22	<b>3,565,400.00</b>	Foreclosed Property	<b>5,850.00</b>
CAPITAL IMPROVEMENTS <b>*MEMC*</b>	<b>15,000.00</b>	Total 1944	<b>160,516,020.00</b>	Emergencies & Other Deferred Charges	
<b>DEBT SERVICE</b>		Land Area 1.10 Sq. Miles		State and Federal Aid Receivable	
Principal Payments	<b>158,000.00</b>	Net Valuation Taxable-Municipal	<b>188,891,567</b>	Other Receivables	<b>2,020.50</b>
Interest Payments	<b>25,597.71</b>	Net Valuation Taxable-County	<b>251,998,695</b>	Total	<b>919,479.41</b>
<b>DEFERRED CHARGES</b>	<b>82,621.06</b>	State Equalized Valuation	<b>249,989,923</b>	<b>LIABILITIES, RESERVES, AND SURPLUS</b>	
SCHOOL, COUNTY, SPECIAL DISTRICT TAXES	<b>2,786,024.21</b>	State Equalization Ratio	<b>72.48</b>	Cash Liabilities	<b>339,321.14</b>
RESERVE FOR UNCOLLECTED TAXES	<b>95,234.00</b>			Reserves for Receivables	<b>27,314.81</b>
<b>EXPENDITURES</b>				Surplus Dec. 31, 1982	<b>552,843.46</b>
TOTAL	<b>4,851,589.50</b>			Total	<b>919,479.41</b>

1434

Population 1980 6,852  
Population 1982 6,755  
S & P Rating  
Moody Rating

General Tax Rate Per \$100.

4.14

State Equalized Tax Rate

2.26

**ROCKAWAY BOROUGH – MORRIS COUNTY****Form of Government:****Borough Council****Number of Members on Governing Body – 6****PER CAPITA:**

Gross Debt 288.84  
Net Debt 141.70  
Debt Service 17.05  
Total Tax Levy 604.97  
Municipal Expenditures 254.06

**PER CENT:**

Gross Debt 1.21  
Net Debt .59  
Tax Levy Collected 96.51  
Tax Levy Cancelled, Abated or Adjusted .29

EXPENDITURES		REVENUES-REALIZED		1982 PROPERTY TAX	
<b>GENERAL GOVERNMENT</b>				<b>STATE EQUALIZED TAX RATE</b>	
Governing Body & Public Boords	10,500.00	1982 Property Taxes Collected	3,943,525.15	Local District School Taxes	.88 1,585,465.00
Municipal Clerk		1982 Payments in Lieu of Taxes		Regional & Consolidated School Tax	.59 1,061,144.31
Financial Administration	32,705.00	Delinquent Tax & Lien Collections	64,975.36	School Taxes in Municipal Budget	
Assessment of Taxes	9,735.00	Business Personalty Replacement Taxes	182,949.40	County Taxes	.39 701,637.63
Collection of Taxes	15,587.00	Taxes from Public Utilities	264,688.00	County Library Taxes	
Planning, Housing & Development	19,750.00	Other Miscellaneous Tax Revenues		Local Municipal Purpose Taxes	.40 712,182.29
Human Resources		State Aid Revenues	44,897.83	Veteran & Senior Citizen Taxes	62,475.00
Elections		Federal Aid Revenues		Total Taxes for Rate Computation	2.26 4,122,904.23
General Administration (other)	225,889.28	State and Local Fiscal Assistance Act Utilized	71,038.66	Special District Taxes	
<b>JUDICIARY</b>		Sale of Acquired Property		Bank Corp Taxes	8,384.80
Municipal Courts	25,660.00	Other Miscellaneous Revenues	183,232.73	Added and Omitted Taxes	17,786.99
<b>PUBLIC SAFETY</b>		Total	4,755,307.13	Total Taxes Levied - ABSTRACT	4,086,601.02
Fire Protection	21,625.00	Prior Years Surplus Appropriated	330,000.00	Total Taxes Billed	3,943,525.15
Police Protection	324,123.00	REVENUES TOTAL	5,085,307.13	1982 TAXES COLLECTED	
Civil Defense & Disaster Control		Reserve For Uncollected Taxes	237,112.40	1982 Taxes Cancelled, Abated or Adjusted	12,052.46
Environmental Inspection & Control	18,825.00	CAPITAL OUTLAY TOTAL	304,191.89	Transfer to Tax Title Liens or Foreclosed	25,213.74
Other Public Safety	8,400.00			Balance Outstanding Dec. 31, 1982	105,468.49
<b>PUBLIC WORKS</b>		Public Enterprises	24,913.24	<b>PRIOR YEARS TAXES OUTSTANDING</b>	
Streets and Drainage	179,455.00	Recreation—Culture	2,677.04	Balance January 1, 1982	109,687.11
Sewers and Sewage Processing	42,902.00	Public Works	233,896.87	Collected in 1982	61,555.68
Garbage and Trash Disposal	102,150.00	Buildings and Grounds	42,704.74	Cancelled, Abated or Adjusted 1982	
Public Buildings and Grounds	26,098.00	Library and Education		Transfers to Tax Title Liens or Foreclosed	11,364.63
Other Public Works	30,400.00	Conservation		Balance December 31, 1982	36,766.80
<b>HEALTH and WELFARE</b>		All Other		<b>TAX TITLE LIENS OUTSTANDING</b>	
Health Services Except Environmental	38,050.00	CAPITAL DEBT AUTHORIZED, DECEMBER 31, 1982		Balance January 1, 1982	49,905.05
Welfare-Public Assistance	5,800.00	ISSUED AND UNISSUED		Transfer From Taxes	39,360.03
Hospitals, Clinics, First Aid		GROSS DEBT		Redeemed in 1982	3,419.68
Animal, Insect, & Rodent Control		School	396,557	Cancelled, Abated or Adjusted (1982)	
Other Welfare Services		Self-Liquidating	834,725	Transfers to Foreclosed Property	
<b>RECREATION and CONSERVATION</b>		Other	719,820	Balance December 31, 1982	85,845.40
Beaches and Boardwalks		Total	1,951,102	<b>PROPERTY ACQUIRED BY DEED OR FORECLOSURE</b>	
Parks, Playgrounds, Shade Trees	1,500.00	ISSUED AND OUTSTANDING		Balance January 1, 1982	6,025.00
Land Reclamation & Conservation		School	396,557.18	Transfers From Taxes or Liens	
Other Recreational Services	36,900.00	Self-Liquidating	135,000.00	Sale for Cash (1982)	
<b>EDUCATION (excluding schools)</b>		Other	332,750.00	Cancelled, Abated or Adjusted (1982)	
Libraries	38,981.00	Total	864,307.18	Balance December 31, 1982	6,025.00
Other Educational Services		EQUALIZED VALUATION BASIS		<b>CURRENT FINANCES DECEMBER 31, 1982</b>	
<b>STATUTORY EXPENDITURES</b>		FOR NET DEBT COMPUTATION	161,480,617	<b>ASSETS</b>	
Pensions & F. I. C. A.	77,024.36	REAL PROPERTY VALUATIONS		Cash Dec. 31, 1982	737,111.00
Employee Fringe Benefits	31,700.00	Code Class # of Parcels % VAL'N		Taxes Receivable	142,235.29
Other Statutory Expenditures	4,800.00	1 Vacant Land 160 2.43	2,363,300.00	Tax Title Liens	85,845.40
CETA And Other Public Employment Programs		2 Residential 1647 61.77	60,157,500.00	Foreclosed Property	6,025.00
<b>MUNICIPAL FUNCTIONS TOTAL</b>	1,328,559.64	3 Farm		Emergencies & Other Deferred Charges	125.18
<b>CAPITAL IMPROVEMENTS *MEMO*</b>	23,350.00	4a Commercial 147 19.48	18,975,400.00	State and Federal Aid Receivable	
<b>DEBT SERVICE</b>		4b Industrial 24 10.01	9,745,800.00	Other Receivables	7,339.50
Principal Payments	87,980.00	4c Apartments 25 6.31	6,147,600.00	Total	978,681.37
Interest Payments	27,190.65	Total 2003	97,389,600.00	<b>LIABILITIES, RESERVES, AND SURPLUS</b>	
<b>DEFERRED CHARGES</b>	35,344.19	Land Area 2.00 Sq. Miles		Cash Liabilities	147,961.71
<b>SCHOOL, COUNTY, SPECIAL DISTRICT TAXES</b>	3,348,246.94	Net Valuation Taxable-Municipal	98,272,291	Reserves for Receivables	241,445.19
<b>RESERVE FOR UNCOLLECTED TAXES</b>	237,112.40	Net Valuation Taxable-County	200,053,984	Surplus Dec. 31, 1982	589,274.47
<b>EXPENDITURES TOTAL</b>	5,064,433.82	State Equalized Valuation	179,157,930	Total	978,681.37
		State Equalization Ratio	54.63		



1435

Population 1980 **19,850**  
 Population 1982 **19,647**  
 S & P Rating **A**  
 Moody Rating **A**

General Tax Rate Per \$100. **6.80**  
 State Equalized Tax Rate **2.77**

**ROCKAWAY TWP. - MORRIS CO.****Form of Government:****Mayor-Council Plan F (OMCL 50)****Number of Members on Governing Body - 9****PER CAPITA:**

Gross Debt **918.95**  
 Net Debt **666.05**  
 Debt Service **67.17**  
 Total Tax Levy **904.42**  
 Municipal Expenditures **402.43**

**PER CENT:**

Gross Debt **3.08**  
 Net Debt **2.23**  
 Tax Levy Collected **96.32**  
 Tax Levy Cancelled, Abated or Adjusted **.44**

EXPENDITURES		REVENUES-REALIZED		1982 PROPERTY TAX	
<b>GENERAL GOVERNMENT</b>				<b>STATE EQUALIZED TAX RATE</b>	
Governing Body & Public Boards	9,315.00	1982 Property Taxes Collected	17,130,707.18	Local District School Taxes	1.09
Municipal Clerk		1982 Payments in Lieu of Taxes		Regional & Consolidated School Tax	.59
Financial Administration	84,624.00	Delinquent Tax & Lien Collections	551,592.80	School Taxes in Municipal Budget	
Assessment of Taxes	57,084.00	Business Personalty Replacement Taxes	287,109.08	County Taxes	.40
Collection of Taxes	69,480.00	Taxes from Public Utilities	720,099.00	County Library Taxes	.02
Planning, Housing & Development	57,797.00	Other Miscellaneous Tax Revenues		Local Municipal Purpose Taxes	.67
Human Resources	50,000.00	State Aid Revenues	200,127.74	Veteran & Senior Citizen Taxes	
Elections	3,940.00	Federal Aid Revenues		Total Taxes for Rate Computation	2.77
General Administration (other)	882,530.00	State and Local Fiscal Assistance Act Utilized	224,947.00	Special District Taxes	
<b>JUDICIARY</b>		Sale of Acquired Property		Bank Corp. Taxes	2,388.82
Municipal Courts	55,430.00	Other Miscellaneous Revenues	637,221.71	Added and Omitted Taxes	62,745.72
<b>PUBLIC SAFETY</b>		Total	19,751,804.51	Total Taxes Levied - ABSTRACT	17,769,046.11
Fire Protection	237,020.00	Prior Years Surplus Appropriated	800,000.00	Total Taxes Billed	17,785,493.64
Police Protection	1,360,968.00	REVENUES	20,551,804.51	1982 TAXES COLLECTED	17,130,707.18
Civil Defense & Disaster Control	4,910.00	Reserve For Uncollected Taxes	901,766.00	1982 Taxes Cancelled, Abated or Adjusted	77,384.00
Environmental Inspection & Control	126,732.00	<b>CAPITAL OUTLAY</b>	<b>TOTAL</b>	Transfer to Tax Title Liens or Foreclosed	112,844.60
Other Public Safety			1,759,163.21	Balance Outstanding Dec. 31, 1982	464,557.86
<b>PUBLIC WORKS</b>		Public Enterprises	15,873.70	<b>PRIOR YEARS TAXES OUTSTANDING</b>	
Streets and Drainage	810,299.83	Recreation—Culture	691,081.26	Balance January 1, 1982	655,208.74
Sewers and Sewage Processing	36,660.00	Public Works	470,724.32	Collected in 1982	459,394.33
Garbage and Trash Disposal	43,324.00	Buildings and Grounds	501,279.05	Cancelled, Abated or Adjusted 1982	185.10
Public Buildings and Grounds	45,329.00	Library and Education	120,204.88	Transfers to Tax Title Liens or Foreclosed	10,269.60
Other Public Works	126,352.00	Conservation		Balance December 31, 1982	185,359.71
<b>HEALTH and WELFARE</b>		All Other		<b>TAX TITLE LIENS OUTSTANDING</b>	
Health Services Except Environmental	362,800.00	<b>CAPITAL DEBT AUTHORIZED, DECEMBER 31, 1982</b>		Balance January 1, 1982	629,316.38
Welfare-Public Assistance	5,766.00	ISSUED AND UNISSUED	GROSS DEBT	Transfer From Taxes	125,179.33
Hospitals, Clinics, First Aid		School	3,765,062	Redeemed in 1982	52,198.47
Animal, Insect, & Rodent Control	54,498.00	Self-liquidating	991,213	Cancelled, Abated or Adjusted (1982)	
Other Welfare Services		Other	13,298,431	Transfers to Foreclosed Property	
<b>RECREATION and CONSERVATION</b>		Total	18,054,706	Balance December 31, 1982	662,297.24
Beaches and Boardwalks	58,540.00	ISSUED AND OUTSTANDING		<b>PROPERTY ACQUIRED BY DEED OR FORECLOSURE</b>	
Parks, Playgrounds, Shade Trees	1,185.00	School	3,765,062.57	Balance January 1, 1982	292,700.00
Land Reclamation & Conservation	140,835.00	Self-liquidating	866,213.00	Transfers From Taxes or Liens	
Other Recreational Services		Other	11,602,371.00	Sale for Cash (1982)	
<b>EDUCATION (excluding schools)</b>		Total	16,233,646.57	Cancelled, Abated or Adjusted (1982)	
Libraries	165,050.00	EQUALIZED VALUATION BASIS		Balance December 31, 1982	252,700.00
Other Educational Services	784.00	FOR NET DEBT COMPUTATION	586,551,942	<b>CURRENT FINANCES DECEMBER 31, 1982</b>	
<b>STATUTORY EXPENDITURES</b>		REAL PROPERTY VALUATIONS		ASSETS	
Pensions & F. I. C. A.	395,109.53	Code Class # of Parcels % VAL'N	ASSESSED VALUATION	Cash Dec. 31, 1982	586,897.56
Employee Fringe Benefits	215,278.00	1 Vacant Land 1379 9.95	25,748,250.00	Taxes Receivable	649,917.57
Other Statutory Expenditures	20,000.00	2 Residential 5845 58.99	152,722,700.00	Tax Title Liens	662,297.24
CETA And Other Public Employment Programs		3 Farm 14 .04	87,400.00	Foreclosed Property	292,700.00
<b>MUNICIPAL FUNCTIONS</b>	<b>TOTAL</b>	4a Commercial 113 18.83	48,754,250.00	Emergencies & Other Deferred Charges	1,179,249.01
CAPITAL IMPROVEMENTS	*MEMO* 50,000.00	4b Industrial 23 9.22	23,869,100.00	State and Federal Aid Receivable	
<b>DEBT SERVICE</b>		4c Apartments 10 2.97	7,658,800.00	Other Receivables	144,698.90
Principal Payments	286,372.00	Total 7384	258,880,500.00	Total	3,515,760.28
Interest Payments	1,033,310.36	Land Area 42.35 Sq. Miles		<b>LIABILITIES, RESERVES, AND SURPLUS</b>	
<b>DEFERRED CHARGES</b>		Net Valuation Taxable-Municipal	260,628,646	Cash Liabilities	1,129,938.80
SCHOOL, COUNTY, SPECIAL DISTRICT TAXES	13,447,087.04	Net Valuation Taxable-County	742,797,390	Reserves for Receivables	1,749,613.71
RESERVE FOR UNCOLLECTED TAXES	901,766.00	State Equalized Valuation	637,037,796	Surplus Dec. 31, 1982	636,207.77
<b>EXPENDITURES</b>	<b>TOTAL</b>	State Equalization Ratio	40.75	Total	3,515,760.28
	21,353,560.29				

0255

Population 1980 192  
 Population 1982 191  
 S & P Rating  
 Moody Rating A1

General Tax Rate Per \$100.

State Equalized Tax Rate

.76

.72

## ROCKLEIGH BOROUGH - BERGEN COUNTY

## Form of Government:

## Borough Council

## Number of Members on Governing Body - 6

## PER CAPITA:

Gross Debt 4,497.91  
 Net Debt 4,497.91  
 Debt Service 518.06  
 Total Tax Levy 3,252.09  
 Municipal Expenditures 2,071.33

## PER CENT:

Gross Debt 1.04  
 Net Debt 1.04  
 Tax Levy Collected 98.53  
 Tax Levy Cancelled, Abated or Adjusted .27

EXPENDITURES		REVENUES-REALIZED		1982 PROPERTY TAX	
GENERAL GOVERNMENT		1982 Property Taxes Collected		STATE EQUALIZED TAX RATE	
Governing Body & Public Boards		1982 Payments in Lieu of Taxes		Local District School Taxes .06	
Municipal Clerk		Delinquent Tax & Lien Collections		Regional & Consolidated School Tax	
Financial Administration		Business Personalty Replacement Taxes		School Taxes in Municipal Budget	
Assessment of Taxes		Taxes from Public Utilities		County Taxes .39	
Collection of Taxes		Other Miscellaneous Tax Revenues		County Library Taxes	
Planning, Housing & Development		State Aid Revenues		Local Municipal Purpose Taxes .26	
Human Resources		Federal Aid Revenues		Veteran & Senior Citizen Taxes	
Elections		State and Local Fiscal Assistance Act Utilized		Total Taxes for Rate Computation .71	
General Administration (other)		Sale of Acquired Property		Special District Taxes	
JUDICIARY		Other Miscellaneous Revenues		Bank Corp. Taxes	
Municipal Courts		Total		Added and Omitted Taxes	
PUBLIC SAFETY		Prior Years Surplus Appropriated		Total Taxes Levied - ABSTRACT	
Fire Protection		REVENUES TOTAL		Total Taxes Billed	
Police Protection		Reserve For Uncollected Taxes		1982 TAXES COLLECTED	
Civil Defense & Disaster Control		CAPITAL OUTLAY TOTAL		1982 Taxes Cancelled, Abated or Adjusted	
Environmental Inspection & Control		Public Enterprises		Transfer to Tax Title Liens or Foreclosed	
Other Public Safety		Recreation—Culture		Balance Outstanding Dec. 31, 1982	
PUBLIC WORKS		Public Works		PRIOR YEARS TAXES OUTSTANDING	
Streets and Drainage		Buildings and Grounds		Balance January 1, 1982	
Sewers and Sewage Processing		Library and Education		Collected in 1982	
Garbage and Trash Disposal		Conservation		Cancelled, Abated or Adjusted 1982	
Public Buildings and Grounds		All Other		Transfers to Tax Title Liens or Foreclosed	
Other Public Works		CAPITAL DEBT AUTHORIZED, DECEMBER 31, 1982		Balance December 31, 1982	
HEALTH and WELFARE		ISSUED AND UNISSUED GROSS DEBT NET DEBT		TAX TITLE LIENS OUTSTANDING	
Health Services Except Environmental		School		Balance January 1, 1982	
Welfare-Public Assistance		Self-liquidating		Transfer From Taxes	
Hospitals, Clinics, First Aid		Other		Redeemed in 1982	
Animal, Insect, & Rodent Control		Total		Cancelled, Abated or Adjusted (1982)	
Other Welfare Services		ISSUED AND OUTSTANDING		Transfers to Foreclosed Property	
RECREATION and CONSERVATION		School		Balance December 31, 1982	
Beaches and Boardwalks		Self-Liquidating		PROPERTY ACQUIRED BY DEED OR	
Parks, Playgrounds, Shade Trees		Other		FORECLOSURE	
Land Reclamation & Conservation		Total		Balance January 1, 1982	
Other Recreational Services		EQUALIZED VALUATION BASIS		Transfers From Taxes or Liens	
EDUCATION (excluding schools)		FOR NET DEBT COMPUTATION		Sale for Cash (1982)	
Libraries		REAL PROPERTY VALUATIONS		Cancelled, Abated or Adjusted (1982)	
Other Educational Services		Code Class # of Parcels % VAL'N ASSESSED VALUATION		Balance December 31, 1982	
STATUTORY EXPENDITURES		1 Vacant Land 24 2.73 2,221,200.00		CURRENT FINANCES DECEMBER 31, 1982	
Pensions & F. I. C. A.		2 Residential 52 11.84 9,623,600.00		ASSETS	
Employee Fringe Benefits		3 Farm 5 6.32 5,133,200.00		Cash Dec. 31, 1982	
Other Statutory Expenditures		4a Commercial 14 79.11 64,257,800.00		Taxes Receivable	
CETA And Other Public Employment Programs		4b Industrial 14 79.11 64,257,800.00		Tax Title Liens	
MUNICIPAL FUNCTIONS TOTAL		4c Apartments 95 81,275,800.00		Foreclosed Property	
CAPITAL IMPROVEMENTS *MEMO*		Total 95 81,275,800.00		Emergencies & Other Deferred Charges	
DEBT SERVICE		Land Area 1.00 Sq. Miles		State and Federal Aid Receivable	
Principal Payments		Net Valuation Taxable-Municipal		Other Receivables	
Interest Payments		Net Valuation Taxable-County		Total	
DEFERRED CHARGES		State Equalized Valuation		LIABILITIES, RESERVES, AND SURPLUS	
SCHOOL, COUNTY, SPECIAL DISTRICT TAXES		State Equalization Ratio		Cash Liabilities	
RESERVE FOR UNCOLLECTED TAXES				Reserves for Receivables	
EXPENDITURES TOTAL				Surplus Dec. 31, 1982	
				Total	



1817

Population 1980 **717**  
 Population 1982 **711**  
 S & P Rating  
 Moody Rating

General Tax Rate Per \$100.

**1.58**  
 State Equalized Tax Rate  
**1.58**

**ROCKY HILL BOROUGH - SOMERSET CO.****Form of Government:****Borough Council****Number of Members on Governing Body - 6****PER CAPITA:**

Gross Debt **493.18**  
 Net Debt **478.75**  
 Debt Service **28.82**  
 Total Tax Levy **625.12**  
 Municipal Expenditures **316.64**

**PER CENT:**

Gross Debt **1.37**  
 Net Debt **1.33**  
 Tax Levy Collected **93.83**  
 Tax Levy Cancelled, Abated  
 or Adjusted

EXPENDITURES		REVENUES-REALIZED		1982 PROPERTY TAX	
<b>GENERAL GOVERNMENT</b>				<b>STATE EQUALIZED TAX RATE</b>	
Governing Body & Public Boards		1982 Property Taxes Collected	<b>409,170.27</b>	Local District School Taxes	<b>.87</b>
Municipal Clerk		1982 Payments in Lieu of Taxes		Regional & Consolidated School Tax	
Financial Administration	<b>6,450.00</b>	Delinquent Tax & Lien Collections	<b>15,652.87</b>	School Taxes in Municipal Budget	
Assessment of Taxes	<b>9,617.00</b>	Business Personalty Replacement Taxes	<b>26,014.44</b>	County Taxes	<b>.49</b>
Collection of Taxes	<b>5,773.00</b>	Taxes from Public Utilities	<b>51,579.00</b>	County Library Taxes	<b>.04</b>
Planning, Housing & Development	<b>8,280.00</b>	Other Miscellaneous Tax Revenues		Local Municipal Purpose Taxes	<b>.17</b>
Human Resources		State Aid Revenues	<b>6,168.40</b>	Veteran & Senior Citizen Taxes	
Elections	<b>400.00</b>	Federal Aid Revenues		Total Taxes for Rate Computation	<b>1.57</b>
General Administration (other)	<b>31,494.61</b>	State and Local Fiscal Assistance Act Utilized	<b>4,057.00</b>	Special District Taxes	
<b>JUDICIARY</b>		Sale of Acquired Property		Bank Corp. Taxes	<b>10,372.06</b>
Municipal Courts	<b>2,490.00</b>	Other Miscellaneous Revenues	<b>30,666.33</b>	Added and Omitted Taxes	
<b>PUBLIC SAFETY</b>		Total	<b>543,308.31</b>	Total Taxes Levied - ABSTRACT	<b>444,458.16</b>
Fire Protection	<b>8,700.00</b>	Prior Years Surplus Appropriated	<b>89,000.00</b>	Total Taxes Billed	<b>436,070.96</b>
Police Protection	<b>4,933.00</b>	REVENUES TOTAL	<b>632,308.31</b>	1982 TAXES COLLECTED	<b>409,170.27</b>
Civil Defense & Disaster Control	<b>25.00</b>	Reserve For Uncollected Taxes	<b>33,126.91</b>	1982 Taxes Cancelled, Abated or Adjusted	
Environmental Inspection & Control	<b>7,245.00</b>	CAPITAL OUTLAY TOTAL	<b>101,609.97</b>	Transfer to Tax Title Liens or Foreclosed	<b>327.06</b>
Other Public Safety				Balance Outstanding Dec. 31, 1982	<b>26,573.63</b>
<b>PUBLIC WORKS</b>		Public Enterprises	<b>2,603.30</b>	<b>PRIOR YEARS TAXES OUTSTANDING</b>	
Streets and Drainage	<b>9,824.22</b>	Recreation—Culture		Balance January 1, 1982	<b>16,825.20</b>
Sewers and Sewage Processing		Public Works	<b>2,598.67</b>	Collected in 1982	<b>15,652.87</b>
Garbage and Trash Disposal	<b>19,400.00</b>	Buildings and Grounds	<b>56,408.00</b>	Cancelled, Abated or Adjusted 1982	
Public Buildings and Grounds	<b>8,892.17</b>	Library and Education		Transfers to Tax Title Liens or Foreclosed	<b>208.31</b>
Other Public Works		Conservation		Balance December 31, 1982	<b>964.02</b>
<b>HEALTH and WELFARE</b>		All Other		<b>TAX TITLE LIENS OUTSTANDING</b>	
Health Services Except Environmental	<b>1,275.00</b>	CAPITAL DEBT AUTHORIZED, DECEMBER 31, 1982		Balance January 1, 1982	
Welfare-Public Assistance	<b>122.00</b>	ISSUED AND UNISSUED		Transfer From Taxes	<b>674.51</b>
Hospitals, Clinics, First Aid		GROSS DEBT		Redeemed in 1982	
Animal, Insect, & Rodent Control	<b>100.00</b>	NET DEBT		Cancelled, Abated or Adjusted (1982)	
Other Welfare Services		School	<b>237,492</b>	Transfers to Foreclosed Property	
<b>RECREATION and CONSERVATION</b>		Self-liquidating	<b>102,900</b>	Balance December 31, 1982	<b>674.51</b>
Beaches and Boardwalks		Other	<b>340,352</b>	<b>PROPERTY ACQUIRED BY DEED OR</b>	
Parks, Playgrounds, Shade Trees		Total	<b>346,900.00</b>	<b>FORECLOSURE</b>	
Land Reclamation & Conservation		ISSUED AND OUTSTANDING		Balance January 1, 1982	
Other Recreational Services	<b>4,435.00</b>	School		Transfers From Taxes or Liens	
<b>EDUCATION (excluding schools)</b>		Self-liquidating	<b>244,000.00</b>	Sale for Cash (1982)	
Libraries	<b>2,000.00</b>	Other	<b>102,900.00</b>	Cancelled, Abated or Adjusted (1982)	
Other Educational Services		Total	<b>346,900.00</b>	Balance December 31, 1982	
<b>STATUTORY EXPENDITURES</b>		<b>EQUALIZED VALUATION BASIS</b>		<b>CURRENT FINANCES DECEMBER 31, 1982</b>	
Pensions & F. I. C. A.	<b>2,800.00</b>	<b>FOR NET DEBT COMPUTATION</b>	<b>25,558,979</b>	<b>ASSETS</b>	
Employee Fringe Benefits		<b>REAL PROPERTY VALUATIONS</b>		Cash Dec. 31, 1982	<b>324,143.53</b>
Other Statutory Expenditures	<b>300.00</b>	Code Class # of Parcels % VAL'N		Taxes Receivable	<b>27,537.65</b>
<b>CETA And Other Public Employment Programs</b>		1 Vacant Land 20 1.22	<b>336,400.00</b>	Tax Title Liens	<b>674.51</b>
<b>MUNICIPAL FUNCTIONS TOTAL</b>	<b>134,556.00</b>	2 Residential 229 85.78	<b>23,574,700.00</b>	Foreclosed Property	
<b>CAPITAL IMPROVEMENTS *MEMO*</b>	<b>20,000.00</b>	3 Farm 7 .12	<b>33,300.00</b>	Emergencies & Other Deferred Charges	<b>7,600.00</b>
<b>DEBT SERVICE</b>		4a Commercial 12 5.44	<b>1,454,000.00</b>	State and Federal Aid Receivable	
Principal Payments	<b>13,500.00</b>	4b Industrial 1 4.54	<b>1,247,500.00</b>	Other Receivables	<b>28,805.00</b>
Interest Payments	<b>6,990.52</b>	4c Apartments 4 2.90	<b>756,900.00</b>	Total	<b>388,760.69</b>
<b>DEFERRED CHARGES</b>	<b>36,959.09</b>	Total 273	<b>27,482,800.00</b>	<b>LIABILITIES, RESERVES, AND SURPLUS</b>	
<b>SCHOOL, COUNTY, SPECIAL DISTRICT TAXES</b>	<b>386,442.29</b>	Land Area .60 Sq. Miles		Cash Liabilities	<b>157,914.91</b>
<b>RESERVE FOR UNCOLLECTED TAXES</b>	<b>33,126.91</b>	Net Valuation Taxable-Municipal	<b>27,599,428</b>	Reserves for Receivables	<b>57,017.16</b>
<b>EXPENDITURES TOTAL</b>	<b>611,574.81</b>	Net Valuation Taxable-County	<b>28,572,659</b>	Surplus Dec. 31, 1982	<b>173,828.62</b>
		State Equalized Valuation	<b>27,558,266</b>	Total	<b>388,760.69</b>
		State Equalization Ratio	<b>100.15</b>		

1341

Population 1980 835  
 Population 1982 825  
 S & P Rating  
 Moody Rating

General Tax Rate Per \$100. 4.42  
 State Equalized Tax Rate 2.84

## ROOSEVELT BOROUGH - MONMOUTH CO.

## Form of Government:

## Borough Council

## Number of Members on Governing Body - 6

## PER CAPITA:

Gross Debt 642.42  
 Net Debt  
 Debt Service  
 Total Tax Levy 586.47  
 Municipal Expenditures 217.85

## PER CENT:

Gross Debt 3.49  
 Net Debt  
 Tax Levy Collected 96.38  
 Tax Levy Cancelled, Abated or Adjusted

EXPENDITURES		REVENUES-REALIZED		1982 PROPERTY TAX	
GENERAL GOVERNMENT				STATE EQUALIZED TAX RATE	
Governing Body & Public Boards				Local District School Taxes	1.96
Municipal Clerk				Regional & Consolidated School Tax	
Financial Administration	8,125.00	1982 Property Taxes Collected	466,278.32	School Taxes in Municipal Budget	
Assessment of Taxes	2,032.00	1982 Payments in Lieu of Taxes		County Taxes	.49 *
Collection of Taxes	5,400.00	Delinquent Tax & Lien Collections	28,414.23	County Library Taxes	.02
Planning, Housing & Development	668.00	Business Personality Replacement Taxes	4,603.64	Local Municipal Purpose Taxes	.37
Human Resources		Taxes from Public Utilities	47,718.00	Veteran & Senior Citizen Taxes	
Elections		Other Miscellaneous Tax Revenues		Total Taxes for Rate Computation	2.84
General Administration (other)	37,101.69	State Aid Revenues	9,191.64	Special District Taxes	
JUDICIARY		Federal Aid Revenues		Bank Corp. Taxes	
Municipal Courts	1,600.00	State and Local Fiscal Assistance Act Utilized	5,005.73	Added and Omitted Taxes	
PUBLIC SAFETY		Sale of Acquired Property		Total Taxes Levied - ABSTRACT	483,838.27
Fire Protection	11,505.73	Other Miscellaneous Revenues	18,472.57	Total Taxes Billed	483,799.13
Police Protection	12,900.00			1982 TAXES COLLECTED	466,278.32
Civil Defense & Disaster Control	100.00			1982 Taxes Cancelled, Abated or Adjusted	
Environmental Inspection & Control	944.00	Prior Years Surplus Appropriated	35,000.00	Transfer to Tax Title Liens or Foreclosed	
Other Public Safety		REVENUES TOTAL	614,684.13	Balance Outstanding Dec. 31, 1982	17,520.81
PUBLIC WORKS		Reserve For Uncollected Taxes	40,000.00		
Streets and Drainage	18,212.45	CAPITAL OUTLAY TOTAL	111,927.58	PRIOR YEARS TAXES OUTSTANDING	
Sewers and Sewage Processing				Balance January 1, 1982	26,142.71
Garbage and Trash Disposal	19,200.00	Public Enterprises	111,927.58	Collected in 1982	26,074.44
Public Buildings and Grounds	10,800.00	Recreation—Culture		Cancelled, Abated or Adjusted 1982	
Other Public Works		Public Works		Transfers to Tax Title Liens or Foreclosed	
HEALTH and WELFARE		Buildings and Grounds		Balance December 31, 1982	68.27
Health Services Except Environmental	50.00	Library and Education		TAX TITLE LIENS OUTSTANDING	
Welfare-Public Assistance	500.00	Conservation		Balance January 1, 1982	2,339.79
Hospitals, Clinics, First Aid		All Other		Transfer From Taxes	
Animal, Insect, & Rodent Control	800.00	CAPITAL DEBT AUTHORIZED, DECEMBER 31, 1982		Redeemed in 1982	2,339.79
Other Welfare Services		ISSUED AND UNISSUED GROSS DEBT NET DEBT		Cancelled, Abated or Adjusted (1982)	
RECREATION and CONSERVATION		School		Transfers to Foreclosed Property	
Beaches and Boardwalks		Self-liquidating	530,000	Balance December 31, 1982	
Parks, Playgrounds, Shade Trees	2,500.00	Other		PROPERTY ACQUIRED BY DEED OR FORECLOSURE	
Land Reclamation & Conservation		Total	530,000	Balance January 1, 1982	
Other Recreational Services	700.00	ISSUED AND OUTSTANDING		Transfers From Taxes or Liens	
EDUCATION (excluding schools)		School		Sale for Cash (1982)	
Libraries	450.00	Self-Liquidating	310,000.00	Cancelled, Abated or Adjusted (1982)	
Other Educational Services		Other	310,000.00	Balance December 31, 1982	
STATUTORY EXPENDITURES		Total	620,000.00	CURRENT FINANCES DECEMBER 31, 1982	
Pensions & F. I. C. A.	2,500.00	EQUALIZED VALUATION BASIS		ASSETS	
Employee Fringe Benefits		FOR NET DEBT COMPUTATION	15,168,878	Cash Dec. 31, 1982	245,498.22
Other Statutory Expenditures	800.00	REAL PROPERTY VALUATIONS		Taxes Receivable	17,589.08
CETA And Other Public Employment Programs		Code Class # of Parcels % VAL'N ASSESSED VALUATION		Tax Title Liens	
MUNICIPAL FUNCTIONS TOTAL	136,888.87	1 Vacant Land 13 2.41	262,270.00	Foreclosed Property	
CAPITAL IMPROVEMENTS *MEMO*	1,000.00	2 Residential 275 88.82	9,665,730.00	Emergencies & Other Deferred Charges	670.59
DEBT SERVICE		3 Farm 17 4.62	502,970.00	State and Federal Aid Receivable	
Principal Payments		4a Commercial 5 2.30	250,160.00	Other Receivables	34,425.03
Interest Payments		4b Industrial 3 1.85	201,820.00	Total	298,182.92
		4c Apartments		LIABILITIES, RESERVES, AND SURPLUS	
DEFERRED CHARGES	2,833.95	Total 313	10,882,950.00	Cash Liabilities	134,363.22
SCHOOL, COUNTY, SPECIAL DISTRICT TAXES	420,420.38	Land Area 1.93 Sq. Miles		Reserves for Receivables	51,964.11
RESERVE FOR UNCOLLECTED TAXES	40,000.00	Net Valuation Taxable-Municipal	10,949,379	Surplus Dec. 31, 1982	111,855.59
EXPENDITURES TOTAL	600,143.20	Net Valuation Taxable-County	15,173,483	Total	298,182.92
		State Equalized Valuation	17,031,277		
		State Equalization Ratio	64.15		

1981/3000

\*Includes County Health Service Taxes or County Vocational School Taxes. See Table 13.



0718

Population 1980 5,330

Population 1982 5,300

S &amp; P Rating

Moody Rating

General Tax Rate Per \$100.

State Equalized Tax Rate 3.82

2.38

## ROSELAND BOROUGH - ESSEX COUNTY

## Form of Government:

## Borough Council

## Number of Members on Governing Body - 6

## PER CAPITA:

Gross Debt 888.81

Net Debt 322.52

Debt Service 24.87

Total Tax Levy 1,322.08

Municipal Expenditures 471.65

## PER CENT:

Gross Debt 1.91

Net Debt .69

Tax Levy Collected 98.58

Tax Levy Cancelled, Abated

or Adjusted .05

EXPENDITURES		REVENUES-REALIZED		1982 PROPERTY TAX	
GENERAL GOVERNMENT		1982 Property Taxes Collected		STATE EQUALIZED TAX RATE	
Governing Body & Public Boards			6,907,166.52	Local District School Taxes	.45
Municipal Clerk				Regional & Consolidated School Tax	.57
Financial Administration	13,440.00			School Taxes in Municipal Budget	
Assessment of Taxes	20,589.00			County Taxes	1.08
Collection of Taxes	15,434.00			County Library Taxes	
Planning, Housing & Development	16,066.00			Local Municipal Purpose Taxes	.28
Human Resources	3,500.00			Veteran & Senior Citizen Taxes	
Elections	1,600.00			Total Taxes for Rate Computation	2.38
General Administration (other)	362,851.00			Special District Taxes	
JUDICIARY				Bank Corp. Taxes	2,194.50
Municipal Courts	47,150.00			Added and Omitted Taxes	76,304.22
PUBLIC SAFETY				Total Taxes Levied - ABSTRACT	7,007,037.28
Fire Protection	49,386.00			Total Taxes Billed	7,006,376.32
Police Protection	619,900.00			1982 TAXES COLLECTED	6,907,166.52
Civil Defense & Disaster Control	3,525.00			1982 Taxes Cancelled, Abated or Adjusted	3,331.04
Environmental Inspection & Control	45,581.00			Transfer to Tax Title Liens or Foreclosed	3,957.52
Other Public Safety				Balance Outstanding Dec. 31, 1982	51,921.24
PUBLIC WORKS				PRIOR YEARS TAXES OUTSTANDING	
Streets and Drainage	233,475.92			Balance January 1, 1982	227,203.06
Sewers and Sewage Processing				Collected in 1982	223,156.03
Garbage and Trash Disposal	167,000.00			Cancelled, Abated or Adjusted 1982	
Public Buildings and Grounds	69,100.00			Transfers to Tax Title Liens or Foreclosed	193.80
Other Public Works				Balance December 31, 1982	3,853.23
HEALTH and WELFARE				TAX TITLE LIENS OUTSTANDING	
Health Services Except Environmental	21,899.00			Balance January 1, 1982	21,536.22
Welfare-Public Assistance	6,500.00			Transfer From Taxes	4,186.31
Hospitals, Clinics, First Aid				Redeemed in 1982	10,505.03
Animal, Insect, & Rodent Control				Cancelled, Abated or Adjusted (1982)	
Other Welfare Services				Transfers to Foreclosed Property	
RECREATION and CONSERVATION				Balance December 31, 1982	15,217.50
Beaches and Boardwalks				PROPERTY ACQUIRED BY DEED OR FORECLOSURE	
Parks, Playgrounds, Shade Trees	6,785.00			Balance January 1, 1982	32,000.00
Land Reclamation & Conservation	1,610.00			Transfers From Taxes or Liens	
Other Recreational Services	51,220.00			Sale for Cash (1982)	
EDUCATION (excluding schools)				Cancelled, Abated or Adjusted (1982)	5,000.00
Libraries	61,333.00			Balance December 31, 1982	27,000.00
Other Educational Services				CURRENT FINANCES DECEMBER 31, 1982	
STATUTORY EXPENDITURES				ASSETS	
Pensions & F. I. C. A.	123,690.00			Cash Dec. 31, 1982	1,457,400.51
Employee Fringe Benefits	56,510.00			Taxes Receivable	95,774.47
Other Statutory Expenditures	100.00			Tax Title Liens	15,217.50
CETA And Other Public Employment Programs				Foreclosed Property	27,000.00
MUNICIPAL FUNCTIONS TOTAL	1,998,248.92			Emergencies & Other Deferred Charges	6,000.00
CAPITAL IMPROVEMENTS *MEMO*	20,000.00			State and Federal Aid Receivable	613.57
DEBT SERVICE				Other Receivables	84,576.41
Principal Payments	48,600.00			Total	1,686,582.46
Interest Payments	83,192.73			LIABILITIES, RESERVES, AND SURPLUS	
DEFERRED CHARGES	55,148.79			Cash Liabilities	364,515.76
SCHOOL, COUNTY, SPECIAL DISTRICT TAXES	6,105,555.87			Reserves for Receivables	200,568.38
RESERVE FOR UNCOLLECTED TAXES	314,525.32			Surplus Dec. 31, 1982	1,121,494.32
EXPENDITURES TOTAL	8,605,275.63			Total	1,686,582.46

2014

Population 1980 20,641

Population 1982 20,587

S &amp; P Rating

Maady Rating A

General Tax Rate Per \$100.

3.98

State Equalized Tax Rate

2.98

## ROSELLE BOROUGH - UNION COUNTY

## Form of Government:

## Borough Council

## Number of Members on Governing Body - 6

PER CAPITA:

Gross Debt 71.18

Net Debt 71.18

Debt Service 4.70

Total Tax Levy 518.39

Municipal Expenditures 302.54

PER CENT:

Gross Debt .45

Net Debt .45

Tax Levy Collected 96.69

Tax Levy Cancelled, Abated

or Adjusted .01

EXPENDITURES		REVENUES-REALIZED		1982 PROPERTY TAX	
GENERAL GOVERNMENT		1982 Property Taxes Collected		STATE EQUALIZED TAX RATE	
Governing Body & Public Boards			10,320,234.00	Local District School Taxes 1.51	
Municipal Clerk		1982 Payments in Lieu of Taxes	55,800.00	Regional & Consolidated School Tax	
Financial Administration	11,000.00	Delinquent Tax & Lien Collections	294,356.77	School Taxes in Municipal Budget	
Assessment of Taxes	33,945.58	Business' Personalty Replacement Taxes	216,995.24	County Taxes .47	
Collection of Taxes	75,645.64	Taxes from Public Utilities	1,056,842.00	County Library Taxes	
Planning, Housing & Development	7,462.38	Other Miscellaneous Tax Revenues		Local Municipal Purpose Taxes .99	
Human Resources	115,574.00	State Aid Revenues	426,429.61	Veteran & Senior Citizen Taxes	
Elections		Federal Aid Revenues		Total Taxes for Rate Computation 2.97	
General Administration (other)	477,426.89	State and Local Fiscal Assistance Act Utilized	212,352.00	Special District Taxes	
JUDICIARY		Sale of Acquired Property		Bank Corp. Taxes	
Municipal Courts	42,810.14	Other Miscellaneous Revenues	410,386.13	Added and Omitted Taxes	
PUBLIC SAFETY		Total	12,593,395.75	Total Taxes Levied - ABSTRACT	
Fire Protection	817,588.96	Prior Years Surplus Appropriated	191,000.00	Total Taxes Billed	
Police Protection	1,119,342.00	REVENUES TOTAL	13,184,395.75	1982 TAXES COLLECTED	
Civil Defense & Disaster Control	5,900.00	Reserve For Uncollected Taxes	542,546.18	1982 Taxes Cancelled, Abated or Adjusted	
Environmental Inspection & Control	15,064.00	CAPITAL OUTLAY TOTAL	760,777.19	Transfer to Tax Title Liens or Foreclosed	
Other Public Safety				Balance Outstanding Dec. 31, 1982	
PUBLIC WORKS				PRIOR YEARS TAXES OUTSTANDING	
Streets and Drainage	579,406.20	Public Enterprises		Balance January 1, 1982	
Sewers and Sewage Processing	615,299.98	Recreation—Culture		Collected in 1982	
Garbage and Trash Disposal	562,925.00	Public Works	427,197.26	Cancelled, Abated or Adjusted 1982	
Public Buildings and Grounds	36,033.00	Buildings and Grounds	333,408.90	Transfers to Tax Title Liens or Foreclosed	
Other Public Works	83,000.00	Library and Education	171.03	Balance December 31, 1982	
HEALTH and WELFARE		Conservation		TAX TITLE LIENS OUTSTANDING	
Health Services Except Environmental	88,458.86	All Other		Balance January 1, 1982	
Welfare-Public Assistance	30,566.78	CAPITAL DEBT AUTHORIZED, DECEMBER 31, 1982		Transfer From Taxes	
Hospitals, Clinics, First Aid		ISSUED AND UNISSUED GROSS DEBT		Redeemed in 1982	
Animal, Insect, & Rodent Control		School		Cancelled, Abated or Adjusted (1982)	
Other Welfare Services		Self-liquidating		Transfers to Foreclosed Property	
RECREATION and CONSERVATION		Other	1,465,464	Balance December 31, 1982	
Beaches and Boardwalks		Total	1,465,464	PROPERTY ACQUIRED BY DEED OR	
Parks, Playgrounds, Shade Trees	45,000.00	ISSUED AND OUTSTANDING		FORECLOSURE	
Land Reclamation & Conservation		School		Balance January 1, 1982	
Other Recreational Services	47,011.00	Self-liquidating		Transfers From Taxes or Liens	
EDUCATION (excluding schools)		Other	1,369,750.00	Sale for Cash (1982)	
Libraries	117,350.00	Total	1,369,750.00	Cancelled, Abated or Adjusted (1982)	
Other Educational Services		EQUALIZED VALUATION BASIS		Balance December 31, 1982	
STATUTORY EXPENDITURES		FOR NET DEBT COMPUTATION	323,120,601	CURRENT FINANCES DECEMBER 31, 1982	
Pensions & F. I. C. A.	476,458.75	REAL PROPERTY VALUATIONS		ASSETS	
Employee Fringe Benefits	148,368.00	Code Class # of Parcels % VAL'N		Cash Dec. 31, 1982	
Other Statutory Expenditures		1 Vacant Land 199 1.11	2,882,100.00	Taxes Receivable	
CETA And Other Public Employment Programs		2 Residential 4758 70.51	183,764,600.00	Tax Title Liens	
MUNICIPAL FUNCTIONS TOTAL	5,551,637.16	3 Farm		Foreclosed Property	
CAPITAL IMPROVEMENTS *MEMO*	1,000.00	4a Commercial 255 12.15	31,660,200.00	Emergencies & Other Deferred Charges	
DEBT SERVICE		4b Industrial 80 6.72	17,521,300.00	State and Federal Aid Receivable	
Principal Payments	50,000.00	4c Apartments 52 9.52	24,811,300.00	Other Receivables	
Interest Payments	46,840.00	Total 5344	260,639,500.00	Total	
DEFERRED CHARGES	37,417.26	Land Area 2.70 Sq. Miles		LIABILITIES, RESERVES, AND SURPLUS	
SCHOOL, COUNTY, SPECIAL DISTRICT TAXES	7,055,583.86	Net Valuation Taxable-Municipal	267,959,654	Cash Liabilities	
RESERVE FOR UNCOLLECTED TAXES	542,546.18	Net Valuation Taxable-County	325,036,899	Reserves for Receivables	
EXPENDITURES TOTAL	13,324,024.46	State Equalized Valuation	355,937,083	Surplus Dec. 31, 1982	
		State Equalization Ratio	74.77	Total	



2015

Population 1980 **13,377**  
 Population 1982 **13,357**  
 S & P Rating  
 Moody Rating **A**

General Tax Rate Per \$100. **5.14**  
 State Equalized Tax Rate **2.77**

**ROSELLE PARK BORO. - UNION CO.****Form of Government:****Borough Council****Number of Members on Governing Body - 6****PER CAPITA:**

Gross Debt **413.23**  
 Net Debt **350.26**  
 Debt Service **22.61**  
 Total Tax Levy **548.42**  
 Municipal Expenditures **243.65**

**PER CENT:**

Gross Debt **2.28**  
 Net Debt **1.93**  
 Tax Levy Collected **98.29**  
 Tax Levy Cancelled, Abated or Adjusted **1.4**

EXPENDITURES		REVENUES-REALIZED		1982 PROPERTY TAX	
<b>GENERAL GOVERNMENT</b>				<b>STATE EQUALIZED TAX RATE</b> → <b>2.77</b>	
Governing Body & Public Boords		1982 Property Taxes Collected	<b>7,200,383.84</b>	Local District School Taxes	<b>1.62</b> <b>4,290,352.50</b>
Municipal Clerk		1982 Payments in Lieu of Taxes	<b>68,110.00</b>	Regional & Consolidated School Tax	
Financial Administration		Delinquent Tax & Lien Collections	<b>115,096.12</b>	School Taxes in Municipal Budget	
Assessment of Taxes	<b>11,575.00</b>	Taxes from Public Utilities	<b>547,370.00</b>	County Taxes	<b>.48</b> <b>1,258,238.84</b>
Collection of Taxes	<b>42,770.00</b>	Other Miscellaneous Tax Revenues		County Library Taxes	
Planning, Housing & Development	<b>5,600.00</b>	State Aid Revenues	<b>182,714.48</b>	Local Municipal Purpose Taxes	<b>.67</b> <b>1,767,421.42</b>
Human Resources	<b>1,000.00</b>	Federal Aid Revenues	<b>101,410.00</b>	Veteran & Senior Citizen Taxes	<b>153,100.00</b>
Elections		State and Local Fiscal Assistance Act Utilized		Total Taxes for Rate Computation	<b>2.77</b> <b>7,469,112.76</b>
General Administration (other)	<b>408,045.00</b>	Sale of Acquired Property		Special District Taxes	
<b>JUDICIARY</b>		Other Miscellaneous Revenues	<b>318,771.96</b>	Bank Corp. Taxes	<b>5,957.02</b>
Municipal Courts	<b>33,527.00</b>	Total	<b>8,533,856.40</b>	Added and Omitted Taxes	<b>3,340.56</b>
<b>PUBLIC SAFETY</b>		Prior Years Surplus Appropriated	<b>479,000.00</b>	Total Taxes Levied - ABSTRACT	<b>7,325,310.34</b>
Fire Protection	<b>113,255.00</b>	REVENUES TOTAL	<b>9,012,856.40</b>	Total Taxes Billed	<b>7,325,358.57</b>
Police Protection	<b>754,505.00</b>	Reserve For Uncollected Taxes	<b>257,687.66</b>	1982 TAXES COLLECTED	<b>7,200,383.84</b>
Civil Defense & Disaster Control	<b>4,900.00</b>	CAPITAL OUTLAY TOTAL	<b>862,395.71</b>	1982 Taxes Cancelled, Abated or Adjusted	<b>9,954.59</b>
Environmental Inspection & Control	<b>36,091.30</b>	Public Enterprises	<b>71,599.00</b>	Transfer to Tax Title Liens or Foreclosed	<b>13,225.22</b>
Other Public Safety		Recreation—Culture	<b>45,619.25</b>	Balance Outstanding Dec. 31, 1982	<b>101,794.92</b>
<b>PUBLIC WORKS</b>		Public Works	<b>163,939.85</b>	<b>PRIOR YEARS TAXES OUTSTANDING</b>	
Streets and Drainage	<b>502,049.90</b>	Buildings and Grounds	<b>575,343.06</b>	Balance January 1, 1982	<b>64,505.76</b>
Sewers and Sewage Processing		Library and Education		Collected in 1982	<b>64,355.76</b>
Garbage and Trash Disposol	<b>221,853.00</b>	Conservation	<b>5,894.55</b>	Cancelled, Abated or Adjusted 1982	
Public Buildings and Grounds	<b>51,650.00</b>	All Other		Transfers to Tax Title Liens or Foreclosed	
Other Public Works	<b>24,000.00</b>	CAPITAL DEBT AUTHORIZED, DECEMBER 31, 1982		Balance December 31, 1982	<b>150.00</b>
<b>HEALTH and WELFARE</b>		ISSUED AND UNISSUED		<b>TAX TITLE LIENS OUTSTANDING</b>	
Health Services Except Environmental	<b>30,685.00</b>	School	<b>841,000</b>	Balance January 1, 1982	<b>61,576.47</b>
Welfare-Public Assistance	<b>5,550.00</b>	Self-liquidating		Transfer From Taxes	<b>13,225.22</b>
Hospitals, Clinics, First Aid		Other	<b>4,678,481</b>	Redeemed in 1982	<b>3,754.24</b>
Animal, Insect, & Rodent Control	<b>4,000.00</b>	Total	<b>5,519,481</b>	Cancelled, Abated or Adjusted (1982)	
Other Welfare Services		ISSUED AND OUTSTANDING		Transfers to Foreclosed Property	
<b>RECREATION and CONSERVATION</b>		School	<b>841,000.00</b>	Balance December 31, 1982	<b>71,047.45</b>
Beaches and Boardwalks	<b>20,935.00</b>	Self-Liquidating		<b>PROPERTY ACQUIRED BY DEED OR FORECLOSURE</b>	
Parks, Playgrounds, Shade Trees		Other	<b>2,606,000.00</b>	Balance January 1, 1982	<b>16,350.00</b>
Land Reclamation & Conservation	<b>2,250.00</b>	Total	<b>3,447,000.00</b>	Transfers From Taxes or Liens	
Other Recreationol Services		EQUALIZED VALUATION BASIS		Sale for Cash (1982)	
<b>EDUCATION (excluding schools)</b>		FOR NET DEBT COMPUTATION	<b>242,447,625</b>	Cancelled, Abated or Adjusted (1982)	
Libraries	<b>80,855.00</b>	REAL PROPERTY VALUATIONS		Balance December 31, 1982	<b>16,350.00</b>
Other Educational Services		Code Class # of Parcels % VAL'N		<b>CURRENT FINANCES DECEMBER 31, 1982</b>	
<b>STATUTORY EXPENDITURES</b>		1 Vacant Land 43 .30	<b>418,200.00</b>	<b>ASSETS</b>	
Pensions & F. I. C. A.	<b>236,450.00</b>	2 Residential 3089 71.44	<b>101,176,500.00</b>	Cash Dec. 31, 1982	<b>915,820.79</b>
Employee Fringe Benefits	<b>87,700.00</b>	3 Farm		Taxes Receivable	<b>101,944.92</b>
Other Statutory Expenditures	<b>10,000.00</b>	4a Commercial 180 9.72	<b>13,769,100.00</b>	Tax Title Liens	<b>71,047.45</b>
<b>CETA And Other Public Employment Programs</b>		4b Industrial 28 3.12	<b>4,414,600.00</b>	Foreclosed Property	<b>16,350.00</b>
<b>MUNICIPAL FUNCTIONS TOTAL</b>	<b>2,689,246.20</b>	4c Apartments 36 15.42	<b>21,841,900.00</b>	Emergencies & Other Deferred Charges	<b>19,650.00</b>
<b>CAPITAL IMPROVEMENTS *MEMU*</b>	<b>85,000.00</b>	Total 3376	<b>141,620,300.00</b>	State and Federal Aid Receivable	<b>6,959.00</b>
<b>DEBT SERVICE</b>		Land Area 1.30 Sq. Miles		Other Receivables	<b>18,039.55</b>
Principal Payments	<b>169,000.00</b>	Net Voluation Taxable-Municipol	<b>142,405,506</b>	Total	<b>1,149,811.71</b>
Interest Payments	<b>133,045.00</b>	Net Voluation Taxable-County	<b>243,256,459</b>	<b>LIABILITIES, RESERVES, AND SURPLUS</b>	
<b>DEFERRED CHARGES</b>	<b>5,435.41</b>	State Equalized Valuation	<b>263,433,452</b>	Cash Liabilities	<b>458,638.54</b>
<b>SCHOOL, COUNTY, SPECIAL DISTRICT TAXES</b>	<b>5,548,591.34</b>	State Equalization Ratio	<b>53.93</b>	Reserves for Receivables	<b>207,381.92</b>
<b>RESERVE FOR UNCOLLECTED TAXES</b>	<b>257,687.66</b>			Surplus Dec. 31, 1982	<b>483,791.25</b>
<b>EXPENDITURES TOTAL</b>	<b>8,803,005.61</b>			Total	<b>1,149,811.71</b>

1436

Population 1980 18,878  
 Population 1982 19,019  
 S & P Rating A  
 Moody Rating A

General Tax Rate Per \$100.

2.35

State Equalized Tax Rate

2.36

## ROXBURY TOWNSHIP - MORRIS COUNTY

## Form of Government:

## Council-Manager Plan F (OMCL 50)

## Number of Members on Governing Body - 5

## PER CAPITA:

Gross Debt 769.38  
 Net Debt 446.11  
 Debt Service 18.56  
 Total Tax Levy 725.92  
 Municipal Expenditures 316.38

## PER CENT

Gross Debt 2.87  
 Net Debt 1.67  
 Tax Levy Collected 95.91  
 Tax Levy Cancelled, Abated or Adjusted .39

EXPENDITURES		REVENUES-REALIZED		1982 PROPERTY TAX	
GENERAL GOVERNMENT		1982 Property Taxes Collected		STATE EQUALIZED TAX RATE	
Governing Body & Public Boards			13,226,456.35	Local District School Taxes	1.56
Municipal Clerk		1982 Payments in Lieu of Taxes		Regional & Consolidated School Tax	9,071,609.51
Financial Administration	43,709.00	Delinquent Tax & Lien Collections	408,552.95	School Taxes in Municipal Budget	
Assessment of Taxes	57,578.05	Business Personalty Replacement Taxes	388,507.00	County Taxes	.36
Collection of Taxes	48,830.63	Taxes from Public Utilities	967,269.00	County Library Taxes	
Planning, Housing & Development	55,512.75	Other Miscellaneous Tax Revenues		Local Municipal Purpose Taxes	.44
Human Resources	10,000.00	State Aid Revenues	188,856.55	Veteran & Senior Citizen Taxes	
Elections	3,400.00	Federal Aid Revenues		Total Taxes for Rate Computation	2.36
General Administration (other)	1,132,261.21	State and Local Fiscal Assistance Act Utilized	268,628.83	Special District Taxes	
JUDICIARY		Sale of Acquired Property		Bank Corp. Taxes	18,208.46
Municipal Courts	84,273.75	Other Miscellaneous Revenues	748,021.66	Added and Omitted Taxes	81,319.09
PUBLIC SAFETY		Total	16,216,292.38	Total Taxes Levied - ABSTRACT	13,806,235.60
Fire Protection	109,909.00	Prior Years Surplus Appropriated	770,000.00	Total Taxes Billed	13,750,802.70
Police Protection	924,672.98	REVENUES TOTAL	16,966,292.38	1982 TAXES COLLECTED	13,226,456.35
Civil Defense & Disaster Control	2,000.00	Reserve For Uncollected Taxes	589,019.56	1982 Taxes Cancelled, Abated or Adjusted	53,815.94
Environmental Inspection & Control	55,851.00	CAPITAL OUTLAY TOTAL	1,647,133.60	Transfer to Tax Title Liens or Foreclosed	42,062.00
Other Public Safety				Balance Outstanding Dec. 31, 1982	468,468.41
PUBLIC WORKS				PRIOR YEARS TAXES OUTSTANDING	
Streets and Drainage	755,566.17	Public Enterprises	178,554.61	Balance January 1, 1982	367,996.88
Sewers and Sewage Processing		Recreation—Culture		Collected in 1982	349,286.71
Garbage and Trash Disposal	286,162.50	Public Works	320,833.31	Cancelled, Abated or Adjusted 1982	
Public Buildings and Grounds	118,417.50	Buildings and Grounds	1,088,748.59	Transfers to Tax Title Liens or Foreclosed	12,209.77
Other Public Works	130,000.00	Library and Education	58,997.09	Balance December 31, 1982	6,500.40
HEALTH and WELFARE		Conservation		TAX TITLE LIENS OUTSTANDING	
Health Services Except Environmental	59,203.83	All Other		Balance January 1, 1982	128,885.25
Welfare-Public Assistance	23,177.00	CAPITAL DEBT AUTHORIZED, DECEMBER 31, 1982		Transfer From Taxes	55,851.51
Hospitals, Clinics, First Aid		ISSUED AND UNISSUED		Redeemed in 1982	59,266.28
Animal, Insect, & Rodent Control	16,915.97	School	6,003,000	Cancelled, Abated or Adjusted (1982)	5,008.18
Other Welfare Services		Self-liquidating	4,612,750	Transfers to Foreclosed Property	6,935.36
RECREATION and CONSERVATION		Other	4,017,091	Balance December 31, 1982	113,526.94
Beaches and Boardwalks		Total	14,632,841	PROPERTY ACQUIRED BY DEED OR	
Parks, Playgrounds, Shade Trees	155,100.00	ISSUED AND OUTSTANDING		FORECLOSURE	
Land Reclamation & Conservation	1,180.00	School	6,003,000.00	Balance January 1, 1982	361,205.92
Other Recreational Services	23,658.00	Self-Liquidating	4,259,000.00	Transfers From Taxes or Liens	6,935.36
EDUCATION (excluding schools)		Other	3,039,873.00	Sale for Cash (1982)	27,881.28
Libraries	205,565.96	Total	13,341,873.00	Cancelled, Abated or Adjusted (1982)	
Other Educational Services	1,750.00	EQUALIZED VALUATION BASIS		Balance December 31, 1982	340,260.00
STATUTORY EXPENDITURES		FOR NET DEBT COMPUTATION	509,366,471	CURRENT FINANCES DECEMBER 31, 1982	
Pensions & F. I. C. A.	327,425.99	REAL PROPERTY VALUATIONS		ASSETS	
Employee Fringe Benefits		Code Class # of Parcels % VAL'N		Cash Dec. 31, 1982	1,313,275.33
Other Statutory Expenditures		1 Vacant Land 818 6.16	34,246,200.00	Taxes Receivable	474,968.91
CETA And Other Public Employment Programs		2 Residential 5626 75.24	418,362,500.00	Tax Title Liens	113,526.94
MUNICIPAL FUNCTIONS TOTAL	4,672,121.29	3 Farm 38 .29	1,558,480.00	Foreclosed Property	340,260.00
CAPITAL IMPROVEMENTS *MEMO*	131,694.69	4a Commercial 264 14.28	79,409,500.00	Emergencies & Other Deferred Charges	112,659.97
DEBT SERVICE		4b Industrial 19 3.90	21,663,000.00	State and Federal Aid Receivable	
Principal Payments	110,127.00	4c Apartments 5 .14	752,900.00	Other Receivables	239,918.61
Interest Payments	242,945.00	Total 6770	556,032,580.00	Total	2,594,609.76
DEFERRED CHARGES	403,024.35	Land Area 21.46 Sq. Miles		LIABILITIES, RESERVES, AND SURPLUS	
SCHOOL, COUNTY, SPECIAL DISTRICT TAXES	11,151,962.82	Net Valuation Taxable-Municipal	583,382,281	Cash Liabilities	1,059,398.90
RESERVE FOR UNCOLLECTED TAXES	589,019.56	Net Valuation Taxable-County	603,848,105	Reserves for Receivables	1,168,674.46
EXPENDITURES TOTAL	17,169,200.02	State Equalized Valuation	581,853,495	Surplus Dec. 31, 1982	366,536.40
		State Equalization Ratio	100.30	Total	2,594,609.76



1342

Population 1980 7,623  
 Population 1982 7,560  
 S & P Rating A+  
 Moody Rating A1

General Tax Rate Per \$100.

2.17  
 State Equalized Tax Rate  
 2.28

**RUMSON BOROUGH – MONMOUTH CO.****Form of Government:****Borough Council****Number of Members on Governing Body – 6****PER CAPITA:**

Gross Debt 1,462.82  
 Net Debt 1,112.83  
 Debt Service 114.86  
 Total Tax Levy 1,057.59  
 Municipal Expenditures 484.45

**PER CENT:**

Gross Debt 3.56  
 Net Debt 2.71  
 Tax Levy Collected 96.06  
 Tax Levy Cancelled, Abated or Adjusted

EXPENDITURES		REVENUES-REALIZED		1982 PROPERTY TAX	
<b>GENERAL GOVERNMENT</b>				<b>STATE EQUALIZED TAX RATE</b>	
Governing Body & Public Boards		1982 Property Taxes Collected	7,672,860.59	Local District School Taxes	.68 2,380,832.90
Municipal Clerk		1982 Payments in Lieu of Taxes		Regional & Consolidated School Tax	.76 2,647,379.08
Financial Administration	15,000.00	Delinquent Tax & Lien Collections		School Taxes in Municipal Budget	
Assessment of Taxes	43,965.05	Business Personalty Replacement Taxes	28,282.12	County Taxes	.49 1,700,291.63
Collection of Taxes	36,627.00	Taxes from Public Utilities	511,478.00	County Library Taxes	.02 65,183.28
Planning, Housing & Development	23,828.70	Other Miscellaneous Tax Revenues		Local Municipal Purpose Taxes	.33 1,161,307.41
Human Resources		State Aid Revenues	57,728.26	Veteran & Senior Citizen Taxes	58,750.00
Elections	1,650.00	Federal Aid Revenues		Total Taxes for Rate Computation	2.28 8,013,744.30
General Administration (other)	204,500.55	State and Local Fiscal Assistance Act Utilized	31,304.25	Special District Taxes	
<b>JUDICIARY</b>		Sale of Acquired Property		Bank Corp. Taxes	7,724.98
Municipal Courts	14,456.74	Other Miscellaneous Revenues	1,133,980.84	Added and Omitted Taxes	32,686.03
<b>PUBLIC SAFETY</b>		Total	9,435,634.06	Total Taxes Levied - ABSTRACT	7,995,405.31
Fire Protection	89,295.00	Prior Years Surplus Appropriated	726,800.00	Total Taxes Billed	7,987,766.15
Police Protection	495,343.21	<b>REVENUES TOTAL</b>	10,162,434.06	1982 TAXES COLLECTED	7,672,860.59
Civil Defense & Disaster Control	100.00	Reserve For Uncollected Taxes	547,721.05	1982 Taxes Cancelled, Abated or Adjusted	
Environmental Inspection & Control	33,196.00	<b>CAPITAL OUTLAY TOTAL</b>	428,627.45	Transfer to Tax Title Liens or Foreclosed	3,367.06
Other Public Safety				Balance Outstanding Dec. 31, 1982	311,538.50
<b>PUBLIC WORKS</b>				<b>PRIOR YEARS TAXES OUTSTANDING</b>	
Streets and Drainage	374,974.90	Public Enterprises		Balance January 1, 1982	394,283.18
Sewers and Sewage Processing	220,277.99	Recreation—Culture	73,224.84	Collected in 1982	270,605.58
Garbage and Trash Disposal	155,775.52	Public Works	355,402.61	Cancelled, Abated or Adjusted 1982	296.78
Public Buildings and Grounds	27,606.00	Buildings and Grounds		Transfers to Tax Title Liens or Foreclosed	1,795.90
Other Public Works	4,425.00	Library and Education		Balance December 31, 1982	121,584.92
<b>HEALTH and WELFARE</b>		Conservation		<b>TAX TITLE LIENS OUTSTANDING</b>	
Health Services Except Environmental	14,283.00	All Other		Balance January 1, 1982	2,600.51
Welfare-Public Assistance	4,001.00	<b>CAPITAL DEBT AUTHORIZED, DECEMBER 31, 1982</b>		Transfer From Taxes	5,162.96
Hospitals, Clinics, First Aid	1,500.00	<b>ISSUED AND UNISSUED</b>		Redeemed in 1982	
Animal, Insect, & Rodent Control	18,113.60	School	1,680,342	Cancelled, Abated or Adjusted (1982)	
Other Welfare Services		Self-liquidating		Transfers to Foreclosed Property	
<b>RECREATION and CONSERVATION</b>		Other	9,378,599	Balance December 31, 1982	7,763.47
Beaches and Boardwalks		Total	11,058,941	<b>PROPERTY ACQUIRED BY DEED OR FORECLOSURE</b>	
Parks, Playgrounds, Shade Trees	29,240.80	<b>ISSUED AND OUTSTANDING</b>		Balance January 1, 1982	5,800.00
Land Reclamation & Conservation	250.00	School	1,660,342.33	Transfers From Taxes or Liens	
Other Recreational Services	51,452.97	Self-liquidating		Sale for Cash (1982)	
<b>EDUCATION (excluding schools)</b>		Other	8,653,000.00	Cancelled, Abated or Adjusted (1982)	
Libraries	26,100.00	Total	10,233,342.33	Balance December 31, 1982	5,800.00
Other Educational Services		<b>EQUALIZED VALUATION BASIS</b>		<b>CURRENT FINANCES DECEMBER 31, 1982</b>	
<b>STATUTORY EXPENDITURES</b>		<b>FOR NET DEBT COMPUTATION</b>	310,871,344	<b>ASSETS</b>	
Pensions & F. I. C. A.	236,021.47	<b>REAL PROPERTY VALUATIONS</b>		Cash Dec. 31, 1982	3,472,965.36
Employee Fringe Benefits	48,581.71	Code Class # of Parcels % VAL'N		Taxes Receivable	433,123.42
Other Statutory Expenditures	4,900.00	1 Vacant Land 111 2.03	7,397,400.00	Tax Title Liens	7,763.47
<b>CETA And Other Public Employment Programs</b>		2 Residential 2316 92.01	335,469,500.00	Foreclosed Property	5,800.00
<b>MUNICIPAL FUNCTIONS TOTAL</b>	2,175,466.21	3 Farm		Emergencies & Other Deferred Charges	47,141.00
<b>CAPITAL IMPROVEMENTS *MEMO*</b>	25,000.00	4a Commercial 70 5.06	18,438,800.00	State and Federal Aid Receivable	2,687.11
<b>DEBT SERVICE</b>		4b Industrial		Other Receivables	69,213.11
Principal Payments	285,000.00	4c Apartments 7 .91	3,303,800.00	Total	4,038,693.47
Interest Payments	583,328.56	Total 2504	364,609,500.00	<b>LIABILITIES, RESERVES, AND SURPLUS</b>	
<b>DEFERRED CHARGES</b>	70,946.18	Land Area 5.20 Sq. Miles		Cash Liabilities	1,950,292.76
<b>SCHOOL, COUNTY, SPECIAL DISTRICT TAXES</b>	6,793,686.89	Net Valuation Taxable-Municipal	366,217,902	Reserves for Receivables	515,900.00
<b>RESERVE FOR UNCOLLECTED TAXES</b>	547,721.05	Net Valuation Taxable-County	320,538,540	Surplus Dec. 31, 1982	1,532,500.71
<b>EXPENDITURES TOTAL</b>	10,456,148.89	State Equalized Valuation	348,096,571	Total	4,038,693.47
		State Equalization Ratio	105.23		

0430  
 Population 1980 5,461  
 Population 1982 9,482  
 S & P Rating  
 Moody Rating A

General Tax Rate Per \$100.  
 4.15  
 State Equalized Tax Rate  
 2.87

**RUNNEMEDE BOROUGH - CAMDEN CO.**  
**Form of Government:**  
**Borough Council**  
**Number of Members on Governing Body - 6**

PER CAPITA:  
 Grass Debt 156.13  
 Net Debt 65.83  
 Debt Service 11.18  
 Total Tax Levy 420.89  
 Municipal Expenditures 170.32  
 PER CENT:  
 Grass Debt 1.20  
 Net Debt .51  
 Tax Levy Collected 95.22  
 Tax Levy Cancelled, Abated  
 or Adjusted

EXPENDITURES		REVENUES-REALIZED		1982 PROPERTY TAX	
<b>GENERAL GOVERNMENT</b>				STATE EQUALIZED TAX RATE	
Governing Body & Public Boards	17,641.20	1982 Property Taxes Collected		Local District School Taxes .96	
Municipal Clerk		1982 Payments in Lieu of Taxes		Regional & Consolidated School Tax .54	
Financial Administration	13,250.48	Delinquent Tax & Lien Collections		School Taxes in Municipal Budget	
Assessment of Taxes	8,175.00	Business Personalty Replacement Taxes		County Taxes 1.03 *	
Collection of Taxes	39,037.01	Taxes from Public Utilities		County Library Taxes	
Planning, Housing & Development	9,553.01	Other Miscellaneous Tax Revenues		Local Municipal Purpose Taxes .35	
Human Resources	250.00	State Aid Revenues		Veteran & Senior Citizen Taxes	
Elections	5,650.00	Federal Aid Revenues		Total Taxes for Rate Computation 2.88	
General Administration (other)	176,915.63	State and Local Fiscal Assistance Act Utilized		Special District Taxes	
<b>JUDICIARY</b>		Sale of Acquired Property		Bank Corp. Taxes	
Municipal Courts	13,880.00	Other Miscellaneous Revenues		Added and Omitted Taxes	
<b>PUBLIC SAFETY</b>		Total		Total Taxes Levied - A8STRACT	
Fire Protection	49,724.03	Prior Years Surplus Appropriated		Total Taxes Billed	
Police Protection	357,836.85	REVENUES TOTAL		1982 TAXES COLLECTED	
Civil Defense & Disaster Control	1,000.00	Reserve For Uncollected Taxes		1982 Taxes Cancelled, Abated or Adjusted	
Environmental Inspection & Control	10,449.50	CAPITAL OUTLAY TOTAL		Transfer to Tax Title Liens or Foreclosed	
Other Public Safety				Balance Outstanding Dec. 31, 1982	
<b>PUBLIC WORKS</b>		Public Enterprises		PRIOR YEARS TAXES OUTSTANDING	
Streets and Drainage	284,253.00	Recreation—Culture		Balance January 1, 1982	
Sewers and Sewage Processing		Public Works		Collected in 1982	
Garbage and Trash Disposal	62,000.00	Buildings and Grounds		Cancelled, Abated or Adjusted 1982	
Public Buildings and Grounds		Library and Education		Transfers to Tax Title Liens or Foreclosed	
Other Public Works		Conservation		Balance December 31, 1982	
<b>HEALTH and WELFARE</b>		All Other		TAX TITLE LIENS OUTSTANDING	
Health Services Except Environmental	3,850.00	CAPITAL DEBT AUTHORIZED, DECEMBER 31, 1982		Balance January 1, 1982	
Welfare-Public Assistance	6,100.00	ISSUED AND UNISSUED GROSS DEBT NET DEBT		Transfer From Taxes	
Hospitals, Clinics, First Aid		School 856,237		Redeemed in 1982	
Animal, Insect, & Rodent Control		Self-liquidating 624,195		Cancelled, Abated or Adjusted (1982)	
Other Welfare Services		Other 624,195		Transfers to Foreclosed Property	
<b>RECREATION and CONSERVATION</b>		Total 1,480,433		Balance December 31, 1982	
Beaches and Boardwalks		ISSUED AND OUTSTANDING		PROPERTY ACQUIRED BY DEED OR	
Parks, Playgrounds, Shade Trees		School 856,237.69		FORECLOSURE	
Land Reclamation & Conservation		Self-liquidating 562,400.00		Balance January 1, 1982	
Other Recreational Services	28,125.00	Other 1,418,637.69		Transfers From Taxes or Liens	
<b>EDUCATION (excluding schools)</b>		EQUALIZED VALUATION BASIS		Sale for Cash (1982)	
Libraries	32,172.00	FOR NET DEBT COMPUTATION		Cancelled, Abated or Adjusted (1982)	
Other Educational Services		REAL PROPERTY VALUATIONS		Balance December 31, 1982	
<b>STATUTORY EXPENDITURES</b>		Code Class # of Parcels % VAL'N ASSESSED VALUATION		CURRENT FINANCES DECEMBER 31, 1982	
Pensions & F. I. C. A.	86,996.79	1 Vacant Land 113 1.35 1,274,900.00		ASSETS	
Employee Fringe Benefits	34,000.00	2 Residential 2423 74.13 69,955,300.00		Cash Dec. 31, 1982	
Other Statutory Expenditures	3,000.00	3 Farm 160 12.46 11,757,700.00		Taxes Receivable	
<b>CETA And Other Public Employment Programs</b>		4a Commercial 12 2.70 2,551,400.00		Tax Title Liens	
<b>MUNICIPAL FUNCTIONS TOTAL</b>	1,243,859.50	4c Apartments 27 9.35 8,826,900.00		Foreclosed Property	
<b>CAPITAL IMPROVEMENTS *MEMO*</b>	5,000.00	Total 2735 94,366,200.00		Emergencies & Other Deferred Charges	
<b>DEBT SERVICE</b>		Land Area 2.00 Sq. Miles		State and Federal Aid Receivable	
Principal Payments	50,000.00	Net Valuation Taxable-Municipal		Other Receivables	
Interest Payments	56,036.75	Net Valuation Taxable-County		Total	
<b>DEFERRED CHARGES</b>	5,853.14	State Equalized Valuation		LIABILITIES, RESERVES, AND SURPLUS	
<b>SCHOOL, COUNTY, SPECIAL DISTRICT TAXES</b>	3,452,209.85	State Equalization Ratio 69.22		Cash Liabilities	
<b>RESERVE FOR UNCOLLECTED TAXES</b>	259,186.86			Reserves for Receivables	
<b>EXPENDITURES TOTAL</b>	5,107,146.10			Surplus Dec. 31, 1982	
				Total	



0256

Population 1980 19,068  
 Population 1982 18,888  
 S & P Rating  
 Moody Rating A1

General Tax Rate Per \$100.

State Equalized Tax Rate 3.93  
 2.50

## RUTHERFORD BOROUGH - BERGEN CO.

## Form of Government:

## Borough Council

## Number of Members on Governing Body - 6

## PER CAPITA:

Gross Debt 238.54  
 Net Debt 173.21  
 Debt Service 16.01  
 Total Tax Levy 655.62  
 Municipal Expenditures 330.32

## PER CENT:

Gross Debt 1.04  
 Net Debt .75  
 Tax Levy Collected 98.13  
 Tax Levy Cancelled, Abated or Adjusted .14

EXPENDITURES		REVENUES-REALIZED		1982 PROPERTY TAX	
GENERAL GOVERNMENT				STATE EQUALIZED TAX RATE	
Governing Body & Public Boards		1982 Property Taxes Collected	12,133,454.89	Local District School Taxes 1.41	6,914,929.75
Municipal Clerk		1982 Payments in Lieu of Taxes		Regional & Consolidated School Tax	
Financial Administration	10,500.00	Delinquent Tax & Lien Collections	235,604.56	School Taxes in Municipal Budget	
Assessment of Taxes	45,519.00	Business Personalty Replacement Taxes	157,259.64	County Taxes .34	1,675,086.56
Collection of Taxes	87,227.00	Taxes from Public Utilities	855,312.00	County Library Taxes	
Planning, Housing & Development	5,805.00	Other Miscellaneous Tax Revenues		Local Municipal Purpose Taxes .75	3,671,648.67
Human Resources		State Aid Revenues	170,980.80	Veteran & Senior Citizen Taxes	181,000.00
Elections		Federal Aid Revenues		Total Taxes for Rate Computation 2.50	12,442,664.98
General Administration (other)	650,831.00	State and Local Fiscal Assistance Act Utilized	198,536.00	Special District Taxes	
JUDICIARY		Sale of Acquired Property		Bank Corp. Taxes	18,371.96
Municipal Courts	53,743.00	Other Miscellaneous Revenues	550,846.75	Added and Omitted Taxes	103,295.17
PUBLIC SAFETY		Total	14,341,994.64	Total Taxes Levied - ABSTRACT	12,383,332.11
Fire Protection	159,900.00	Prior Years Surplus Appropriated	815,000.00	Total Taxes Billed	12,365,206.12
Police Protection	1,502,801.00	REVENUES TOTAL	15,156,994.64	1982 TAXES COLLECTED	12,133,454.89
Civil Defense & Disaster Control	2,400.00	Reserve For Uncollected Taxes	362,048.30	1982 Taxes Cancelled, Abated or Adjusted	16,919.76
Environmental Inspection & Control	60,284.00	CAPITAL OUTLAY TOTAL	1,089,535.12	Transfer to Tax Title Liens or Foreclosed	396.93
Other Public Safety				Balance Outstanding Dec. 31, 1982	214,434.54
PUBLIC WORKS				PRIOR YEARS TAXES OUTSTANDING	
Streets and Drainage	485,873.00	Public Enterprises		Balance January 1, 1982	234,970.51
Sewers and Sewage Processing	205,912.00	Recreation—Culture	111,403.34	Collected in 1982	226,869.43
Garbage and Trash Disposal	357,625.00	Public Works	557,215.51	Cancelled, Abated or Adjusted 1982	
Public Buildings and Grounds	68,008.00	Buildings and Grounds	420,916.27	Transfers to Tax Title Liens or Foreclosed	8,038.62
Other Public Works	141,975.00	Library and Education		Balance December 31, 1982	62.46
HEALTH and WELFARE		Conservation		TAX TITLE LIENS OUTSTANDING	
Health Services Except Environmental	127,669.00	All Other		Balance January 1, 1982	11,003.75
Welfare-Public Assistance	14,413.00	CAPITAL DEBT AUTHORIZED, DECEMBER 31, 1982		Transfer From Taxes	9,440.48
Hospitals, Clinics, First Aid		ISSUED AND UNISSUED		Redeemed in 1982	8,735.13
Animal, Insect, & Rodent Control		School	1,234,000	Cancelled, Abated or Adjusted (1982)	
Other Welfare Services		Self-liquidating		Transfers to Foreclosed Property	
RECREATION and CONSERVATION		Other	3,271,600	Balance December 31, 1982	11,709.10
Beaches and Boardwalks		Total	4,505,600	PROPERTY ACQUIRED BY DEED OR FORECLOSURE	
Parks, Playgrounds, Shade Trees	189,763.00			Balance January 1, 1982	10,925.00
Land Reclamation & Conservation	375.00	ISSUED AND OUTSTANDING		Transfers From Taxes or Liens	
Other Recreational Services	170,102.00	School	1,234,000.00	Sale for Cash (1982)	
EDUCATION (excluding schools)		Self-Liquidating		Cancelled, Abated or Adjusted (1982)	
Libraries	263,643.00	Other		Balance December 31, 1982	10,925.00
Other Educational Services	4,000.00	Total	4,125,500.00	CURRENT FINANCES DECEMBER 31, 1982	
STATUTORY EXPENDITURES		EQUALIZED VALUATION BASIS		ASSETS	
Pensions & F. I. C. A.	561,448.00	FOR NET DEBT COMPUTATION	433,471,523	Cash Dec. 31, 1982	1,194,330.44
Employee Fringe Benefits	174,000.00	REAL PROPERTY VALUATIONS		Taxes Receivable	214,497.00
Other Statutory Expenditures		Code Class # of Parcels % VAL'N		Tax Title Liens	11,709.10
CETA And Other Public Employment Programs		1 Vacant Land 123 2.46	7,453,900.00	Foreclosed Property	10,925.00
MUNICIPAL FUNCTIONS TOTAL	5,463,816.00	2 Residential 4529 70.89	216,149,180.00	Emergencies & Other Deferred Charges	
CAPITAL IMPROVEMENTS *MEMO*	282,550.00	3 Farm		State and Federal Aid Receivable	2,760.00
DEBT SERVICE		4a Commercial 221 9.37	28,575,900.00	Other Receivables	3,000.00
Principal Payments	55,000.00	4b Industrial 29 10.95	33,385,475.00	Total	1,437,221.54
Interest Payments	207,312.00	4c Apartments 49 6.33	19,293,400.00	LIABILITIES, RESERVES, AND SURPLUS	
		Total 4951	304,857,855.00	Cash Liabilities	554,121.09
DEFERRED CHARGES	110,900.00	Land Area 2.60 Sq. Miles		Reserves for Receivables	240,131.10
SCHOOL, COUNTY, SPECIAL DISTRICT TAXES	8,550,016.31	Net Valuation Taxable-Municipal	312,007,912	Surplus Dec. 31, 1982	642,969.35
RESERVE FOR UNCOLLECTED TAXES	362,048.30	Net Valuation Taxable-County	456,210,489	Total	1,437,221.54
EXPENDITURES TOTAL	14,829,092.61	State Equalized Valuation	486,070,355		
		State Equalization Ratio	63.66		

0257

Population 1980 **14,084**  
 Population 1982 **13,981**  
 S & P Rating  
 Moody Rating **A1**

General Tax Rate Per \$100.

2.42

State Equalized Tax Rate

1.77

**SADDLE BROOK TWP. - BERGEN CO.****Form of Government:****Mayor-Council Plan B (OMCL 50)****Number of Members on Governing Body - 7****PER CAPITA:**

Gross Debt **280.03**  
 Net Debt **250.31**  
 Debt Service **49.15**  
 Total Tax Levy **658.94**  
 Municipal Expenditures **310.77**

**PER CENT:**

Gross Debt **.84**  
 Net Debt **.76**  
 Tax Levy Collected **97.82**  
 Tax Levy Cancelled, Abated  
 or Adjusted **.06**

EXPENDITURES		REVENUES-REALIZED		1982 PROPERTY TAX	
<b>GENERAL GOVERNMENT</b>				<b>STATE EQUALIZED TAX RATE</b> <span style="float:right">1.02</span>	
Governing Body & Public Boards	21,907.50	1982 Property Taxes Collected	9,002,027.74	Local District School Taxes	5,201,332.00
Municipal Clerk	38,397.89	1982 Payments in Lieu of Taxes		Regional & Consolidated School Tax	
Financial Administration	53,142.06	Delinquent Tax & Lien Collections	85,357.10	School Taxes in Municipal Budget	
Assessment of Taxes	10,367.24	Business Personalty Replacement Taxes	362,886.68	County Taxes	1,763,669.60
Collection of Taxes	18,883.00	Taxes from Public Utilities	1,034,978.00	County Library Taxes	
Planning, Housing & Development	2,935.00	Other Miscellaneous Tax Revenues		Local Municipal Purpose Taxes	2,052,368.24
Human Resources		State Aid Revenues	171,543.72	Veteran & Senior Citizen Taxes	178,275.00
Elections	4,306.40	Federal Aid Revenues		Total Taxes for Rate Computation	9,155,644.84
General Administration (other)	433,191.09	State and Local Fiscal Assistance Act Utilized	135,329.76	Special District Taxes	
<b>JUDICIARY</b>		Sale of Acquired Property		Bank Corp. Taxes	30,655.39
Municipal Courts	29,271.91	Other Miscellaneous Revenues	327,161.99	Added and Omitted Taxes	164,578.82
<b>PUBLIC SAFETY</b>		Total	11,129,284.99	Total Taxes Levied - ABSTRACT	9,212,604.05
Fire Protection	63,500.00	Prior Years Surplus Appropriated	170,000.00	Total Taxes Billed	9,202,634.28
Police Protection	944,250.27	REVENUES	11,299,284.99	1982 TAXES COLLECTED	9,002,027.74
Civil Defense & Disaster Control	4,601.00	Reserve For Uncollected Taxes	277,436.50	1982 Taxes Cancelled, Abated or Adjusted	5,152.18
Environmental Inspection & Control	35,916.72			Transfer to Tax Title Liens or Foreclosed	85,401.80
Other Public Safety				Balance Outstanding Dec. 31, 1982	110,052.56
<b>PUBLIC WORKS</b>		<b>CAPITAL OUTLAY</b>	<b>TOTAL</b>	<b>PRIOR YEARS TAXES OUTSTANDING</b>	
Streets and Drainage	334,895.54	Public Enterprises		Balance January 1, 1982	209,656.68
Sewers and Sewage Processing	218,827.45	Recreation—Culture		Collected in 1982	85,357.10
Garbage and Trash Disposal	406,258.08	Public Works	113,542.33	Cancelled, Abated or Adjusted 1982	22,697.21
Public Buildings and Grounds	20,747.00	Buildings and Grounds	258,673.08	Transfers to Tax Title Liens or Foreclosed	65,258.12
Other Public Works	49,215.00	Library and Education		Balance December 31, 1982	36,344.25
<b>HEALTH and WELFARE</b>		Conservation		<b>TAX TITLE LIENS OUTSTANDING</b>	
Health Services Except Environmental	26,824.75	All Other		Balance January 1, 1982	35,736.61
Welfare-Public Assistance	4,205.64			Transfer From Taxes	167,182.77
Hospitals, Clinics, First Aid		<b>CAPITAL DEBT AUTHORIZED, DECEMBER 31, 1982</b>		Redeemed in 1982	
Animal, Insect, & Rodent Control	1,620.00	ISSUED AND UNISSUED	GROSS DEBT	Cancelled, Abated or Adjusted (1982)	
Other Welfare Services		School	310,000	Transfers to Foreclosed Property	27,889.65
<b>RECREATION and CONSERVATION</b>		Self-liquidating	105,550	Balance December 31, 1982	175,029.73
Beaches and Boardwalks		Other	3,499,602	<b>PROPERTY ACQUIRED BY DEED OR</b>	
Parks, Playgrounds, Shade Trees	54,500.00	Total	3,915,152	<b>FORECLOSURE</b>	
Land Reclamation & Conservation				Balance January 1, 1982	135,759.35
Other Recreational Services	4,109.00	<b>ISSUED AND OUTSTANDING</b>		Transfers From Taxes or Liens	27,889.65
<b>EDUCATION (excluding schools)</b>		School	310,000.00	Sale for Cash (1982)	
Libraries	123,795.92	Self-Liquidating	40,000.00	Cancelled, Abated or Adjusted (1982)	
Other Educational Services		Other	2,987,425.00	Balance December 31, 1982	163,649.00
<b>STATUTORY EXPENDITURES</b>		Total	3,337,425.00	<b>CURRENT FINANCES DECEMBER 31, 1982</b>	
Pensions & F. I. C. A.	222,782.89	<b>EQUALIZED VALUATION BASIS</b>		<b>ASSETS</b>	
Employee Fringe Benefits	150,319.18	<b>FOR NET DEBT COMPUTATION</b>	463,434,574	Cash Dec. 31, 1982	914,513.94
Other Statutory Expenditures	10,000.00	<b>REAL PROPERTY VALUATIONS</b>		Taxes Receivable	146,396.41
<b>CETA And Other Public Employment Programs</b>		Code Class # of Parcels % VAL'N	ASSESSED VALUATION	Tax Title Liens	175,029.73
<b>MUNICIPAL FUNCTIONS</b>		1 Vacant Land 152 2.24	8,313,400.00	Foreclosed Property	163,649.00
<b>CAPITAL IMPROVEMENTS</b>	<b>*MEMO*</b>	2 Residential 3768 60.38	223,961,920.00	Emergencies & Other Deferred Charges	184,169.18
<b>DEBT SERVICE</b>		3 Farm		State and Federal Aid Receivable	7,197.00
Principal Payments	427,000.00	4a Commercial 110 16.43	60,549,500.00	Other Receivables	30,810.00
Interest Payments	260,233.53	4b Industrial 90 18.98	70,405,200.00	Total	1,621,765.26
		4c Apartments 4 1.96	7,286,600.00	<b>LIABILITIES, RESERVES, AND SURPLUS</b>	
		Total 4124	370,916,620.00	Cash Liabilities	584,077.26
<b>DEFERRED CHARGES</b>	91,480.43	Land Area 2.70 Sq. Miles		Reserves for Receivables	515,885.14
<b>SCHOOL, COUNTY, SPECIAL DISTRICT TAXES</b>	6,965,001.60	Net Valuation Taxable-Municipal	373,473,366	Surplus Dec. 31, 1982	521,802.86
<b>RESERVE FOR UNCOLLECTED TAXES</b>	277,436.50	Net Valuation Taxable-County	482,260,675	Total	1,621,765.26
<b>EXPENDITURES</b>		State Equalized Valuation	508,564,834		
<b>TOTAL</b>	<b>11,309,926.59</b>	State Equalization Ratio	73.31		



0258

Population 1980 **2,763**  
 Population 1982 **2,866**  
 S & P Rating  
 Maady Rating

General Tax Rate Per \$100.

State Equalized Tax Rate **.89**  
**1.01**

**SADDLE RIVER BOROUGH - BERGEN CO.****Form of Government:****Borough Council****Number of Members on Governing Body - 6**

## PER CAPITA:

Gross Debt **166.78**  
 Net Debt **147.59**  
 Debt Service **32.33**  
 Total Tax Levy **1,053.68**  
 Municipal Expenditures **513.28**

## PER CENT:

Gross Debt **.18**  
 Net Debt **.16**  
 Tax Levy Collected **96.20**  
 Tax Levy Cancelled, Abated  
 or Adjusted **.33**

EXPENDITURES		REVENUES-REALIZED		1982 PROPERTY TAX	
<b>GENERAL GOVERNMENT</b>				<b>STATE EQUALIZED TAX RATE</b> $\rightarrow$ <b>.47</b>	
Governing Body & Public Baards		1982 Property Taxes Collected	<b>2,905,297.04</b>	Local District Schaal Taxes	<b>1,375,190.52</b>
Municipal Clerk		1982 Payments in Lieu of Taxes		Regional & Cansolidated Schaal Tax	
Financial Administration	<b>19,000.00</b>	Delinquent Tax & Lien Collections	<b>130,788.44</b>	Schaal Taxes in Municipal Budget	
Assessment of Taxes	<b>9,400.00</b>	Business Personalty Replacement Taxes	<b>4,954.92</b>	County Taxes	<b>968,075.32</b>
Collection of Taxes	<b>15,795.95</b>	Taxes from Public Utilities	<b>326,229.00</b>	County Library Taxes	
Planning, Hausing & Development	<b>12,900.00</b>	Other Miscellaneous Tax Revenues		Local Municipal Purpase Taxes	<b>641,608.85</b>
Human Resources	<b>800.00</b>	State Aid Revenues	<b>16,550.18</b>	Veteran & Senior Citizen Taxes	<b>14,725.00</b>
Elections		Federal Aid Revenues		Total Taxes for Rate Computation	<b>2,959,599.69</b>
General Administration (other)	<b>167,080.00</b>	State and Local Fiscal Assistance Act Utilized	<b>11,553.00</b>	Special District Taxes	
<b>JUDICIARY</b>		Sale of Acquired Property		Bank Corp. Taxes	<b>5,100.27</b>
Municipal Courts	<b>19,200.00</b>	Other Miscellaneous Revenues	<b>229,328.48</b>	Added and Omitted Taxes	<b>29,878.55</b>
<b>PUBLIC SAFETY</b>		Total	<b>3,624,701.06</b>	Total Taxes Levied - ABSTRACT	<b>3,019,853.51</b>
Fire Protection	<b>37,500.00</b>	Prior Years Surplus Appropriated	<b>440,000.00</b>	Total Taxes Billed	<b>3,020,050.27</b>
Police Protection	<b>389,300.00</b>	REVENUES	<b>4,064,701.06</b>	1982 TAXES COLLECTED	<b>2,905,297.04</b>
Civil Defense & Disaster Control	<b>100.00</b>	Reserve Far Uncollected Taxes	<b>265,357.97</b>	1982 Taxes Cancelled, Abated or Adjusted	<b>9,876.51</b>
Envrinmental Inspection & Control	<b>29,000.00</b>	CAPITAL OUTLAY	<b>143,220.51</b>	Transfer to Tax Title Liens or Fareclosed	
Other Public Safety		TOTAL		Balance Outstanding Dec. 31, 1982	<b>104,876.72</b>
<b>PUBLIC WORKS</b>		Public Enterprises		<b>PRIOR YEARS TAXES OUTSTANDING</b>	
Streets and Drainage	<b>111,000.00</b>	Recreation—Culture	<b>6,310.00</b>	Balance January 1, 1982	<b>117,285.68</b>
Sewers and Sewage Processing		Public Warks	<b>18,693.44</b>	Collected in 1982	<b>117,285.68</b>
Garbage and Trash Disposal	<b>135,000.00</b>	Buildings and Grounds	<b>118,217.07</b>	Cancelled, Abated or Adjusted 1982	
Public Buildings and Grounds	<b>40,000.00</b>	Library and Education		Transfers to Tax Title Liens or Fareclosed	
Other Public Warks	<b>5,000.00</b>	Conservation		Balance December 31, 1982	
<b>HEALTH and WELFARE</b>		All Other		<b>TAX TITLE LIENS OUTSTANDING</b>	
Health Services Except Envrinmental	<b>10,560.00</b>	CAPITAL DEBT AUTHORIZED, DECEMBER 31, 1982		Balance January 1, 1982	<b>13,502.76</b>
Welfare-Public Assistance	<b>100.00</b>	ISSUED AND UNISSUED		Transfer Fram Taxes	
Hospitals, Clinics, First Aid	<b>2,000.00</b>	Schaal	<b>55,000</b>	Redeemed in 1982	<b>13,502.76</b>
Animal, Insect, & Radent Control		Self-liquidating		Cancelled, Abated or Adjusted (1982)	
Other Welfare Services		Other	<b>423,000</b>	Transfers to Fareclosed Property	
<b>RECREATION and CONSERVATION</b>		Total	<b>478,000</b>	Balance December 31, 1982	
Beaches and Baardwalks		ISSUED AND OUTSTANDING		<b>PROPERTY ACQUIRED BY DEED OR FORECLOSURE</b>	
Parks, Playgrounds, Shade Trees	<b>11,000.00</b>	Schaal	<b>55,000.00</b>	Balance January 1, 1982	
Land Reclamation & Conservation	<b>1,260.00</b>	Self-Liquidating		Transfers Fram Taxes or Liens	
Other Recreational Services	<b>600.00</b>	Other	<b>420,000.00</b>	Sale far Cash (1982)	
<b>EDUCATION (excluding schools)</b>		Total	<b>475,000.00</b>	Cancelled, Abated or Adjusted (1982)	
Libraries		EQUALIZED VALUATION BASIS		Balance December 31, 1982	
Other Educational Services	<b>500.00</b>	FOR NET DEBT COMPUTATION	<b>258,452,237</b>	<b>CURRENT FINANCES DECEMBER 31, 1982</b>	
<b>STATUTORY EXPENDITURES</b>		REAL PROPERTY VALUATIONS		<b>ASSETS</b>	
Pensions & F. I. C. A.	<b>77,750.00</b>	Code Class # of Parcels % VAL'N		Cash Dec. 31, 1982	<b>1,202,711.67</b>
Employee Fringe Benefits	<b>13,700.00</b>	1 Vacant Land 161 8.44	<b>28,254,200.00</b>	Taxes Receivable	<b>104,876.72</b>
Other Statutory Expenditures	<b>3,750.00</b>	2 Residential 898 88.18	<b>295,185,600.00</b>	Tax Title Liens	
CETA And Other Public Employment Programs		3 Farm 24 2.35	<b>7,867,500.00</b>	Fareclosed Property	
<b>MUNICIPAL FUNCTIONS</b>		4a Commercial 14 1.03	<b>3,463,600.00</b>	Emergencies & Other Deferred Charges	
CAPITAL IMPROVEMENTS <b>*MEMO*</b>	<b>40,000.00</b>	4b Industrial		State and Federal Aid Receivable	
<b>DEBT SERVICE</b>		4c Apartments		Other Receivables	<b>4,149.19</b>
Principal Payments	<b>53,000.00</b>	Total	<b>334,770,900.00</b>	Total	<b>1,311,737.58</b>
Interest Payments	<b>39,645.00</b>	Land Area 4.90 Sq. Miles		<b>LIABILITIES, RESERVES, AND SURPLUS</b>	
<b>DEFERRED CHARGES</b>	<b>761.88</b>	Net Valuation Taxable-Municipal	<b>335,851,951</b>	Cash Liabilities	<b>411,845.29</b>
SCHOOL, COUNTY, SPECIAL DISTRICT TAXES	<b>2,343,265.84</b>	Net Valuation Taxable-County	<b>264,324,145</b>	Reserves far Receivables	<b>109,025.91</b>
RESERVE FOR UNCOLLECTED TAXES	<b>265,357.97</b>	State Equalized Valuation	<b>255,799,688</b>	Surplus Dec. 31, 1982	<b>790,866.38</b>
<b>EXPENDITURES</b>	<b>3,814,330.64</b>	State Equalization Ratio	<b>113.59</b>	Total	<b>1,311,737.58</b>

1712

Population 1980 6,959  
 Population 1982 7,003  
 S & P Rating  
 Moody Rating BAAL

General Tax Rate Per \$100.

4.02

State Equalized Tax Rate

3.16

## SALEM CITY - SALEM COUNTY

## Form of Government:

Special Charter (P.L. 1858 c. 65)

Number of Members on Governing Body - 9

## PER CAPITA

Gross Debt 671.00  
 Net Debt 130.83  
 Debt Service 45.89  
 Total Tax Levy 293.16  
 Municipal Expenditures 303.54

## PER CENT:

Gross Debt 8.18  
 Net Debt 1.59  
 Tax Levy Collected 86.21  
 Tax Levy Cancelled, Abated  
 or Adjusted 2.28

EXPENDITURES		REVENUES-REALIZED		1982 PROPERTY TAX	
GENERAL GOVERNMENT				STATE EQUALIZED TAX RATE	
Governing Body & Public Boards		1982 Property Taxes Collected	1,759,430.35	Local District School Taxes	1.52 947,474.00
Municipal Clerk		1982 Payments in Lieu of Taxes		Regional & Consolidated School Tax	
Financial Administration	30,150.00	Delinquent Tax & Lien Collections	211,008.24	School Taxes in Municipal Budget	.09 53,387.63
Assessment of Taxes	22,568.66	Business Personalty Replacement Taxes	237,464.80	County Taxes	.87 544,967.10
Collection of Taxes	18,879.84	Taxes from Public Utilities	481,599.00	County Library Taxes	
Planning, Housing & Development	51,464.05	Other Miscellaneous Tax Revenues		Local Municipal Purpose Taxes	.68 426,630.47
Human Resources	8,500.00	State Aid Revenues	409,717.42	Veteran & Senior Citizen Taxes	56,980.00
Elections		Federal Aid Revenues		Total Taxes for Rate Computation	3.16 2,029,439.20
General Administration (other)	167,158.36	State and Local Fiscal Assistance Act Utilized	77,058.95	Special District Taxes	
JUDICIARY		Sale of Acquired Property	24,126.00	Bank Corp. Taxes	13,749.56
Municipal Courts	34,315.71	Other Miscellaneous Revenues	361,575.66	Added and Omitted Taxes	66,806.85
PUBLIC SAFETY		Total	3,561,980.42	Total Taxes Levied - ABSTRACT	2,053,015.61
Fire Protection	52,844.38	Prior Years Surplus Appropriated	310,000.00	Total Taxes Billed	2,040,800.08
Police Protection	569,212.00	REVENUES TOTAL	3,871,980.42	1982 TAXES COLLECTED	1,759,430.35
Civil Defense & Disaster Control	1,800.00	Reserve For Uncollected Taxes	218,624.13	1982 Taxes Cancelled, Abated or Adjusted	46,498.49
Environmental Inspection & Control	9,486.02	CAPITAL OUTLAY TOTAL	1,114,903.62	Transfer to Tax Title Liens or Foreclosed	20,686.08
Other Public Safety				Balance Outstanding Dec. 31, 1982	214,185.16
PUBLIC WORKS				PRIOR YEARS TAXES OUTSTANDING	
Streets and Drainage	288,296.55	Public Enterprises	26,644.60	Balance January 1, 1982	158,067.01
Sewers and Sewage Processing		Recreation—Culture	1,387.94	Collected in 1982	156,540.66
Garbage and Trash Disposal	45,868.80	Public Works	113,907.19	Cancelled, Abated or Adjusted 1982	
Public Buildings and Grounds	17,697.06	Buildings and Grounds	972,963.89	Transfers to Tax Title Liens or Foreclosed	1,525.78
Other Public Works		Library and Education		Balance December 31, 1982	.57
HEALTH and WELFARE		Conservation		TAX TITLE LIENS OUTSTANDING	
Health Services Except Environmental	6,158.10	All Other		Balance January 1, 1982	68,337.12
Welfare-Public Assistance	5,402.08	CAPITAL DEBT AUTHORIZED, DECEMBER 31, 1982		Transfer From Taxes	22,633.69
Hospitals, Clinics, First Aid	1,000.00	ISSUED AND UNISSUED GROSS DEBT NET DEBT		Redeemed in 1982	54,467.58
Animal, Insect, & Rodent Control	3,678.00	School 3,893,000 757,328		Cancelled, Abated or Adjusted (1982)	
Other Welfare Services		Self-liquidating 806,000 158,898		Transfers to Foreclosed Property	7,223.26
RECREATION and CONSERVATION		Other		Balance December 31, 1982	29,279.97
Beaches and Boardwalks		Total 4,699,000 916,227		PROPERTY ACQUIRED BY DEED OR FORECLOSURE	
Parks, Playgrounds, Shade Trees	28,080.00	ISSUED AND OUTSTANDING		Balance January 1, 1982	144,950.00
Land Reclamation & Conservation		School 3,893,000.00		Transfers From Taxes or Liens	7,223.26
Other Recreational Services		Self-Liquidating 778,628.88		Sale for Cash (1982)	24,126.00
EDUCATION (excluding schools)		Other		Cancelled, Abated or Adjusted (1982)	
Libraries	55,000.00	Total 4,671,628.88		Balance December 31, 1982	128,047.26
Other Educational Services		EQUALIZED VALUATION BASIS		CURRENT FINANCES DECEMBER 31, 1982	
STATUTORY EXPENDITURES		FOR NET DEBT COMPUTATION	57,466,793	ASSETS	
Pensions & F. I. C. A.	133,053.40	REAL PROPERTY VALUATIONS		Cash Dec. 31, 1982	1,288,654.26
Employee Fringe Benefits	28,812.44	Code Class # of Parcels % VAL'N		Taxes Receivable	214,185.73
Other Statutory Expenditures	6,290.60	1 Vacant Land 220 1.77		Tax Title Liens	29,279.97
CETA and Other Public Employment Programs		2 Residential 1613 54.52		Foreclosed Property	128,047.26
MUNICIPAL FUNCTIONS TOTAL	1,585,716.05	3 Farm 14 .30		Emergencies & Other Deferred Charges	
CAPITAL IMPROVEMENTS *MEMO*	112,386.00	4a Commercial 167 23.57		State and Federal Aid Receivable	
DEBT SERVICE		4b Industrial 16 11.50		Other Receivables	16,824.66
Principal Payments	151,000.00	4c Apartments 8 8.35		Total	1,676,991.88
Interest Payments	170,346.40	Total 2038		LIABILITIES, RESERVES, AND SURPLUS	
TYPE I SCHL DEBT *MEMO	321,346.40	Land Area 2.70 Sq. Miles		Cash Liabilities	637,966.18
DEFERRED CHARGES		Net Valuation Taxable-Municipal	49,138,276	Reserves for Receivables	388,337.62
SCHOOL, COUNTY, SPECIAL DISTRICT TAXES	1,545,828.73	Net Valuation Taxable-County	67,764,819	Surplus Dec. 31, 1982	650,688.08
RESERVE FOR UNCOLLECTED TAXES	218,624.13	State Equalized Valuation	61,801,740	Total	1,676,991.88
EXPENDITURES TOTAL	3,671,515.31	State Equalization Ratio	78.73		

1981/3000

\* ABOVE DEBT SERVICE INCLUDES TYPE I SCHOOL DEBT



1917

Population 1980 1,485  
 Population 1982 1,492  
 S & P Rating  
 Moody Rating

General Tax Rate Per \$100.

3.52  
 State Equalized Tax Rate  
 2.03

## SANDYSTON TOWNSHIP - SUSSEX CO.

## Form of Government:

## Township Committee

## Number of Members on Governing Body - 3

## PER CAPITA:

Gross Debt 410.03  
 Net Debt  
 Debt Service  
 Total Tax Levy 707.98  
 Municipal Expenditures 221.07

## PER CENT:

Gross Debt 1.31  
 Net Debt  
 Tax Levy Collected 88.20  
 Tax Levy Cancelled, Abated  
 or Adjusted .53

EXPENDITURES		REVENUES-REALIZED		1982 PROPERTY TAX	
GENERAL GOVERNMENT				STATE EQUALIZED TAX RATE	
Governing Body & Public Boards				Local District School Taxes	
Municipal Clerk				Regional & Consolidated School Tax 1.47	
Financial Administration				School Taxes in Municipal Budget	
Assessment of Taxes				County Taxes .53	
Collection of Taxes				County Library Taxes .03	
Planning, Housing & Development				Local Municipal Purpose Taxes	
Human Resources				Veteran & Senior Citizen Taxes	
Elections				Total Taxes for Rate Computation 2.03	
General Administration (other)				Special District Taxes	
JUDICIARY				Bank Corp. Taxes	
Municipal Courts				Added and Omitted Taxes	
PUBLIC SAFETY				Total Taxes Levied - ABSTRACT	
Fire Protection				Total Taxes Billed	
Police Protection				1982 TAXES COLLECTED	
Civil Defense & Disaster Control				1982 Taxes Cancelled, Abated or Adjusted	
Environmental Inspection & Control				Transfer to Tax Title Liens or Foreclosed	
Other Public Safety				Balance Outstanding Dec. 31, 1982	
PUBLIC WORKS				PRIOR YEARS TAXES OUTSTANDING	
Streets and Drainage				Balance January 1, 1982	
Sewers and Sewage Processing				Collected in 1982	
Garbage and Trash Disposal				Cancelled, Abated or Adjusted 1982	
Public Buildings and Grounds				Transfers to Tax Title Liens or Foreclosed	
Other Public Works				Balance December 31, 1982	
HEALTH and WELFARE				TAX TITLE LIENS OUTSTANDING	
Health Services Except Environmental				Balance January 1, 1982	
Welfare-Public Assistance				Transfer From Taxes	
Hospitals, Clinics, First Aid				Redeemed in 1982	
Animal, Insect, & Rodent Control				Cancelled, Abated or Adjusted (1982)	
Other Welfare Services				Transfers to Foreclosed Property	
RECREATION and CONSERVATION				Balance December 31, 1982	
Beaches and Boardwalks				PROPERTY ACQUIRED BY DEED OR FORECLOSURE	
Parks, Playgrounds, Shade Trees				Balance January 1, 1982	
Land Reclamation & Conservation				Transfers From Taxes or Liens	
Other Recreational Services				Sale for Cash (1982)	
EDUCATION (excluding schools)				Cancelled, Abated or Adjusted (1982)	
Libraries				Balance December 31, 1982	
Other Educational Services				CURRENT FINANCES DECEMBER 31, 1982	
STATUTORY EXPENDITURES				ASSETS	
Pensions & F. I. C. A.				Cash Dec. 31, 1982	
Employee Fringe Benefits				Taxes Receivable	
Other Statutory Expenditures				Tax Title Liens	
CETA And Other Public Employment Programs				Foreclosed Property	
MUNICIPAL FUNCTIONS TOTAL				Emergencies & Other Deferred Charges	
CAPITAL IMPROVEMENTS *MEMC*				State and Federal Aid Receivable	
DEBT SERVICE				Other Receivables	
Principal Payments				Total	
Interest Payments				LIABILITIES, RESERVES, AND SURPLUS	
DEFERRED CHARGES				Cash Liabilities	
SCHOOL, COUNTY, SPECIAL DISTRICT TAXES				Reserves for Receivables	
RESERVE FOR UNCOLLECTED TAXES				Surplus Dec. 31, 1982	
EXPENDITURES TOTAL				Total	

Population 1980 29,969  
Population 1982 30,365  
S & P Rating A+  
Moody Rating AA

General Tax Rate Per \$100. 2.37  
State Equalized Tax Rate 1.76

# SAYREVILLE BOROUGH - MIDDLESEX CO.

## Form of Government:

### Borough Council

Number of Members on Governing Body - 6

## PER CAPITA:

Gross Debt 1,197.73  
Net Debt 607.78  
Debt Service 53.90  
Total Tax Levy 492.90  
Municipal Expenditures 458.54

## PER CENT:

Gross Debt 4.38  
Net Debt 2.22  
Tax Levy Collected 94.07  
Tax Levy Cancelled, Abated or Adjusted 3.74

EXPENDITURES		REVENUES-REALIZED		1982 PROPERTY TAX	
GENERAL GOVERNMENT		1982 Property Taxes Collected		STATE EQUALIZED TAX RATE 1.33	
Governing Body & Public Boards		1982 Payments in Lieu of Taxes	14,114,236.39	Local District School Taxes	11,351,056.00
Municipal Clerk		Delinquent Tax & Lien Collections	454,429.28	Regional & Consolidated School Tax	
Financial Administration	174,000.00	Business Personalty Replacement Taxes	1,449,161.68	School Taxes in Municipal Budget	
Assessment of Taxes	259,000.00	Taxes from Public Utilities	9,126,624.00	County Taxes	3,545,154.70
Collection of Taxes	99,500.00	Other Miscellaneous Tax Revenues		County Library Taxes	
Planning, Housing & Development	149,500.00	State Aid Revenues	238,682.66	Local Municipal Purpose Taxes	
Human Resources		Federal Aid Revenues	425.00	Veteran & Senior Citizen Taxes	319,900.00
Elections	15,500.00	State and Local Fiscal Assistance Act Utilized	420,076.00	Total Taxes for Rate Computation	1.75 15,216,110.70
General Administration (other)	880,275.00	Sale of Acquired Property		Special District Taxes	
JUDICIARY		Other Miscellaneous Revenues	2,581,099.67	Bank Corp. Taxes	20,361.71
Municipal Courts	95,500.00		Total	Added and Omitted Taxes	50,344.67
PUBLIC SAFETY		Prior Years Surplus Appropriated	28,384,734.68	Total Taxes Levied - ABSTRACT	14,966,917.08
Fire Protection	176,500.00	REVENUES TOTAL	4,000,000.00	Total Taxes Billed	15,003,385.55
Police Protection	2,555,700.00	Reserve For Uncollected Taxes	32,384,734.68	1982 TAXES COLLECTED	14,114,236.39
Civil Defense & Disaster Control	9,000.00		2,111,190.73	1982 Taxes Cancelled, Abated or Adjusted	561,186.32
Environmental Inspection & Control	192,900.00	CAPITAL OUTLAY TOTAL	3,738,057.85	Transfer to Tax Title Liens or Foreclosed	44,220.18
Other Public Safety				Balance Outstanding Dec. 31, 1982	283,742.66
PUBLIC WORKS				PRIOR YEARS TAXES OUTSTANDING	
Streets and Drainage	1,000,000.00	Public Enterprises	345,108.06	Balance January 1, 1982	649,688.87
Sewers and Sewage Processing	934,000.00	Recreation—Culture	1,502,726.15	Collected in 1982	440,087.13
Garbage and Trash Disposal	765,000.00	Public Works	1,840,959.38	Cancelled, Abated or Adjusted 1982	
Public Buildings and Grounds	550,950.00	Buildings and Grounds	47,151.82	Transfers to Tax Title Liens or Foreclosed	21,454.35
Other Public Works	275,092.00	Library and Education	2,112.44	Balance December 31, 1982	188,147.39
HEALTH and WELFARE		Conservation		TAX TITLE LIENS OUTSTANDING	
Health Services Except Environmental	60,550.00	All Other		Balance January 1, 1982	108,880.87
Welfare-Public Assistance	29,725.00			Transfer From Taxes	69,531.15
Hospitals, Clinics, First Aid	8,000.00	CAPITAL DEBT AUTHORIZED, DECEMBER 31, 1982		Redeemed in 1982	14,342.15
Animal, Insect, & Rodent Control	8,110.00	ISSUED AND UNISSUED GROSS DEBT NET DEBT		Cancelled, Abated or Adjusted (1982)	14,440.06
Other Welfare Services		School 4,444,000		Transfers to Foreclosed Property	
RECREATION and CONSERVATION		Self-Liquidating 3,976,000		Balance December 31, 1982	149,629.81
Beaches and Boardwalks		Other 27,948,969	18,455,319	PROPERTY ACQUIRED BY DEED OR FORECLOSURE	
Parks, Playgrounds, Shade Trees	623,150.00	Total 36,368,969	18,455,319	Balance January 1, 1982	57,935.00
Land Reclamation & Conservation	2,600.00	ISSUED AND OUTSTANDING		Transfers From Taxes or Liens	
Other Recreational Services	57,000.00	School 4,444,000.00		Sale for Cash (1982)	
EDUCATION (excluding schools)		Self-Liquidating 3,574,000.00		Cancelled, Abated or Adjusted (1982)	
Libraries	307,000.00	Other 26,788,415.00	35,206,415.00	Balance December 31, 1982	57,935.00
Other Educational Services	27,500.00	Total		CURRENT FINANCES DECEMBER 31, 1982	
STATUTORY EXPENDITURES		EQUALIZED VALUATION BASIS FOR NET DEBT COMPUTATION	830,196,751	ASSETS	
Pensions & F. I. C. A.	671,000.00	REAL PROPERTY VALUATIONS		Cash Dec. 31, 1982	14,648,264.26
Employee Fringe Benefits	244,000.00	Code Class # of Parcels % VAL'N		Taxes Receivable	471,890.05
Other Statutory Expenditures	1,000.00	1 Vacant Land 905 6.05	37,821,700.00	Tax Title Liens	149,629.81
CETA And Other Public Employment Programs	695.00	2 Residential 7898 62.66	391,598,400.00	Foreclosed Property	57,935.00
MUNICIPAL FUNCTIONS TOTAL	10,172,747.00	3 Farm 5 .02	154,200.00	Emergencies & Other Deferred Charges	31,340.59
CAPITAL IMPROVEMENTS *MEMO*	243,000.00	4a Commercial 349 8.47	52,943,700.00	State and Federal Aid Receivable	6,764.80
DEBT SERVICE		4b Industrial 31 19.29	120,563,900.00	Other Receivables	189,128.00
Principal Payments	350,000.00	4c Apartments 11 3.50	21,868,100.00	Total	15,554,952.51
Interest Payments	1,286,595.00	Total 9199	624,550,000.00	LIABILITIES, RESERVES, AND SURPLUS	
DEFERRED CHARGES	2,999.57	Land Area 16.60 Sq. Miles		Cash Liabilities	8,006,753.76
SCHOOL, COUNTY, SPECIAL DISTRICT TAXES	14,896,210.70	Net Valuation Taxable-Municipal	630,929,995	Reserves for Receivables	868,582.86
RESERVE FOR UNCOLLECTED TAXES	2,111,190.73	Net Valuation Taxable-County	936,284,635	Surplus Dec. 31, 1982	6,679,615.89
EXPENDITURES TOTAL	28,819,743.00	State Equalized Valuation	845,803,753	Total	15,554,952.51
		State Equalization Ratio	74.07		



2016

Population 1980 20,774  
 Population 1982 21,196  
 S & P Rating  
 Moody Rating AA

General Tax Rate Per \$100.

State Equalized Tax Rate 5.50  
 2.56

## SCOTCH PLAINS TOWNSHIP - UNION CO.

## Form of Government;

## Council-Manager Plan E (OMCL 50)

## Number of Members on Governing Body - 5

## PER CAPITA:

Gross Debt 230.91  
 Net Debt 83.53  
 Debt Service 11.60  
 Total Tax Levy 814.63  
 Municipal Expenditures 305.56

## PER CENT:

Gross Debt .82  
 Net Debt .30  
 Tax Levy Collected 97.60  
 Tax Levy Cancelled, Abated or Adjusted .04

EXPENDITURES		REVENUES-REALIZED		1982 PROPERTY TAX	
GENERAL GOVERNMENT		1982 Property Taxes Collected		STATE EQUALIZED TAX RATE	
Governing Body & Public Boords		16,833,935.40		Local District School Taxes	
Municipal Clerk				Regional & Consolidated School Tax 1.75	
Financial Administration	90,466.00	1982 Payments in Lieu of Taxes		School Taxes in Municipal Budget	
Assessment of Taxes	318,544.00	Delinquent Tax & Lien Collections		County Taxes .48	
Collection of Taxes	48,365.00	Business Personalty Replacement Taxes		County Library Taxes	
Planning, Housing & Development	28,387.00	Taxes from Public Utilities		Local Municipal Purpose Taxes .33	
Human Resources		Other Miscellaneous Tax Revenues		Veteran & Senior Citizen Taxes	
Elections	3,550.00	State Aid Revenues		Total Taxes for Rate Computation 2.56	
General Administration (other)	713,639.40	Federal Aid Revenues		Special District Taxes	
JUDICIARY		State and Local Fiscal Assistance Act Utilized		Bank Corp. Taxes	
Municipal Courts	37,161.00	Sole of Acquired Property		Added and Omitted Taxes	
PUBLIC SAFETY		Other Miscellaneous Revenues		Total Taxes Levied - ABSTRACT	
Fire Protection	260,066.00	Total		Total Taxes Billed	
Police Protection	1,238,188.00	Prior Years Surplus Appropriated		1982 TAXES COLLECTED	
Civil Defense & Disaster Control	10,551.00	REVENUES TOTAL		1982 Taxes Cancelled, Abated or Adjusted	
Environmental Inspection & Control	77,043.00	Reserve For Uncollected Taxes		Transfer to Tax Title Liens or Foreclosed	
Other Public Safety		CAPITAL OUTLAY TOTAL		Balance Outstanding Dec. 31, 1982	
PUBLIC WORKS				PRIOR YEARS TAXES OUTSTANDING	
Streets and Drainage	782,912.56	Public Enterprises		Balance January 1, 1982	
Sewers and Sewage Processing	429,504.00	Recreation—Culture		Collected in 1982	
Gorbage and Trash Disposol		Public Works		Cancelled, Abated or Adjusted 1982	
Public Buildings and Grounds	58,418.00	Buildings and Grounds		Transfers to Tax Title Liens or Foreclosed	
Other Public Works	102,250.00	Library and Education		Balance December 31, 1982	
HEALTH and WELFARE		Conservation		TAX TITLE LIENS OUTSTANDING	
Health Services Except Environmental	36,837.00	All Other		Balance January 1, 1982	
Welfare-Public Assistance	14,659.00	CAPITAL DEBT AUTHORIZED, DECEMBER 31, 1982		Transfer From Taxes	
Hospitals, Clinics, First Aid		ISSUED AND UNISSUED GROSS DEBT NET DEBT		Redeemed in 1982	
Animal, Insect, & Rodent Control		School 2,981,085		Cancelled, Abated or Adjusted (1982)	
Other Welfare Services	450.00	Self-liquidating 1,913,193		Transfers to Foreclosed Property	
RECREATION and CONSERVATION		Other 1,770,597		Balance December 31, 1982	
Beaches and Boardwalks		Total 4,894,275		PROPERTY ACQUIRED BY DEED OR	
Parks, Playgrounds, Shade Trees	131,505.00	ISSUED AND OUTSTANDING		FORECLOSURE	
Land Reclamation & Conservation		School 2,981,085.92		Balance January 1, 1982	
Other Recreational Services	74,481.00	Self-Liquidating 1,179,000.00		Transfers From Taxes or Liens	
EDUCATION (excluding schools)		Other 4,160,085.92		Sole for Cosh (1982)	
Libraries	224,988.00	Total		Cancelled, Abated or Adjusted (1982)	
Other Educational Services		EQUALIZED VALUATION BASIS		Balance December 31, 1982	
STATUTORY EXPENDITURES		FOR NET DEBT COMPUTATION		CURRENT FINANCES DECEMBER 31, 1982	
Pensions & F. I. C. A.	513,000.00	REAL PROPERTY VALUATIONS		ASSETS	
Employee Fringe Benefits		Code Class # of Parcels % VAL'N		Cosh Dec. 31, 1982	
Other Statutory Expenditures		ASSESSED VALUATION		Taxes Receivable	
CETA And Other Public Employment Programs		1 Vacant Land 495 1.81 5,557,800.00		Tax Title Liens	
MUNICIPAL FUNCTIONS TOTAL	5,194,964.96	2 Residential 6250 84.72 262,540,900.00		Foreclosed Property	
CAPITAL IMPROVEMENTS *MEMO*	100.00	3 Form 19 .28 860,000.00		Emergencies & Other Deferred Charges	
DEBT SERVICE		4a Commercial 238 8.53 26,441,500.00		State and Federal Aid Receivable	
Principal Payments	180,000.00	4b Industrial 25 1.05 3,261,100.00		Other Receivables	
Interest Payments	65,775.00	4c Apartments 5 3.61 11,190,300.00		Total	
DEFERRED CHARGES		Total 7032 309,851,600.00		LIABILITIES, RESERVES, AND SURPLUS	
SCHOOL, COUNTY, SPECIAL DISTRICT TAXES	14,501,491.70	Land Area 9.20 Sq. Miles		Cash Liabilities	
RESERVE FOR UNCOLLECTED TAXES	531,460.00	Net Valuation Taxable-Municipal		Reserves for Receivables	
EXPENDITURES TOTAL	21,378,191.66	Net Valuation Taxable-County		Surplus Dec. 31, 1982	
		State Equalized Valuation		Total	
		State Equalization Ratio			

1343

Population 1980 1,812  
 Population 1982 1,802  
 S & P Rating  
 Moody Rating 8AA1

General Tax Rate Per \$100. 5.34  
 State Equalized Tax Rate 2.37

## SEA BRIGHT BOROUGH - MONMOUTH CO.

## Form of Government:

## Borough Council

## Number of Members on Governing Body - 6

## PER CAPITA:

Gross Debt 841.63  
 Net Debt 779.13  
 Debt Service 59.70  
 Total Tax Levy 998.43  
 Municipal Expenditures 713.45

## PER CENT

Gross Debt 2.31  
 Net Debt 2.14  
 Tax Levy Collected 94.60  
 Tax Levy Cancelled, Abated or Adjusted

EXPENDITURES		REVENUES-REALIZED		1982 PROPERTY TAX	
GENERAL GOVERNMENT				STATE EQUALIZED TAX RATE	
Governing Body & Public Boards		1982 Property Taxes Collected	1,696,327.44	Local District School Taxes .21	157,980.00
Municipal Clerk		1982 Payments in Lieu of Taxes		Regional & Consolidated School Tax .82	615,347.80
Financial Administration	9,182.00	Delinquent Tax & Lien Collections	56,873.25	School Taxes in Municipal Budget	
Assessment of Taxes	31,513.00	Business Personalty Replacement Taxes	34,871.76	County Taxes .48	363,819.69
Collection of Taxes	15,071.00	Taxes from Public Utilities	109,312.00	County Library Taxes .02	13,946.52
Planning, Housing & Development	6,800.00	Other Miscellaneous Tax Revenues		Local Municipal Purpose Taxes .84	631,086.00
Human Resources		State Aid Revenues	13,194.29	Veteran & Senior Citizen Taxes	14,900.00
Elections		Federal Aid Revenues		Total Taxes for Rate Computation 2.37	1,797,080.01
General Administration (other)	148,428.00	State and Local Fiscal Assistance Act Utilized	30,893.00	Special District Taxes	
JUDICIARY		Sole of Acquired Property		Bank Corp. Taxes	6,100.08
Municipal Courts	20,629.00	Other Miscellaneous Revenues	226,212.95	Added and Omitted Taxes	10,895.76
PUBLIC SAFETY		Prior Years Surplus Appropriated	215,000.00	Total Taxes Levied - ABSTRACT	1,799,175.85
Fire Protection	34,566.00	REVENUES TOTAL	2,382,684.69	Total Taxes Billed	1,793,075.77
Police Protection	274,739.00	Reserve For Uncollected Taxes	104,770.57	1982 TAXES COLLECTED	1,696,327.44
Civil Defense & Disaster Control	2,200.00	CAPITAL OUTLAY TOTAL	18,458.53	1982 Taxes Cancelled, Abated or Adjusted	
Environmental Inspection & Control	7,837.00			Transfer to Tax Title Liens or Foreclosed	
Other Public Safety				Balance Outstanding Dec. 31, 1982	96,748.33
PUBLIC WORKS				PRIOR YEARS TAXES OUTSTANDING	
Streets and Drainage	54,474.00			Balance January 1, 1982	70,834.78
Sewers and Sewage Processing	202,626.00			Collected in 1982	56,873.25
Gorbage and Trash Disposol	51,694.00			Cancelled, Abated or Adjusted 1982	
Public Buildings and Grounds	8,630.00			Transfers to Tax Title Liens or Foreclosed	
Other Public Works				Balance December 31, 1982	13,961.53
HEALTH and WELFARE				TAX TITLE LIENS OUTSTANDING	
Health Services Except Environmental	20,222.00			Balance January 1, 1982	29,550.08
Welfare-Public Assistance	3,800.00			Transfer From Taxes	
Hospitals, Clinics, First Aid	800.00			Redeemed in 1982	
Animal, Insect, & Rodent Control				Cancelled, Abated or Adjusted (1982)	
Other Welfare Services				Transfers to Foreclosed Property	
RECREATION and CONSERVATION				Balance December 31, 1982	29,550.08
Beaches and Boardwalks	53,878.00			PROPERTY ACQUIRED BY DEED OR	
Parks, Playgrounds, Shade Trees	15,748.00			FORECLOSURE	
Land Reclamation & Conservation				Balance January 1, 1982	3,800.00
Other Recreational Services				Transfers From Taxes or Liens	
EDUCATION (excluding schools)				Sale for Cash (1982)	
Libraries				Cancelled, Abated or Adjusted (1982)	
Other Educational Services				Balance December 31, 1982	3,800.00
STATUTORY EXPENDITURES				CURRENT FINANCES DECEMBER 31, 1982	
Pensions & F. I. C. A.	63,253.00			ASSETS	
Employee Fringe Benefits				Cash Dec. 31, 1982	461,096.93
Other Statutory Expenditures	500.00			Taxes Receivable	110,709.86
CETA And Other Public Employment Programs				Tax Title Liens	29,550.08
MUNICIPAL FUNCTIONS TOTAL	1,066,590.00			Foreclosed Property	3,800.00
CAPITAL IMPROVEMENTS *MEMC*				Emergencies & Other Deferred Charges	39,000.00
DEBT SERVICE				State and Federal Aid Receivable	
Principal Payments	50,200.00			Other Receivables	4,040.37
Interest Payments	57,384.43			Total	648,197.24
DEFERRED CHARGES	6,700.00			LIABILITIES, RESERVES, AND SURPLUS	
SCHOOL, COUNTY, SPECIAL DISTRICT TAXES	1,151,094.01			Cash Liabilities	332,704.31
RESERVE FOR UNCOLLECTED TAXES	104,770.57			Reserves for Receivables	148,100.31
EXPENDITURES TOTAL	2,436,739.01			Surplus Dec. 31, 1982	167,392.62
				Total	648,197.24



Population 1980 **2,650**  
 Population 1982 **2,637**  
 S & P Rating  
 Moody Rating **A**

General Tax Rate Per \$100. **3.82**  
 State Equalized Tax Rate **1.42**

**SEA GIRT BOROUGH - MONMOUTH CO.****Form of Government:****Borough Council****Number of Members on Governing Body - 6****PER CAPITA:**

Gross Debt **604.33**  
 Net Debt **350.44**  
 Debt Service **43.57**  
 Total Tax Levy **926.67**  
 Municipal Expenditures **501.03**

**PER CENT:**

Gross Debt **1.07**  
 Net Debt **.62**  
 Tax Levy Collected **96.55**  
 Tax Levy Cancelled, Abated or Adjusted **.07**

EXPENDITURES		REVENUES-REALIZED		1982 PROPERTY TAX	
<b>GENERAL GOVERNMENT</b>				<b>STATE EQUALIZED TAX RATE</b>	
Governing Body & Public Boards		1982 Property Taxes Collected	<b>2,358,332.35</b>	Local District School Taxes	<b>.58</b>
Municipal Clerk		1982 Payments in Lieu of Taxes		Regional & Consolidated School Tax	
Financial Administration	<b>5,200.00</b>	Delinquent Tax & Lien Collections	<b>72,787.80</b>	School Taxes in Municipal Budget	
Assessment of Taxes	<b>5,500.00</b>	Business Personalty Replocement Taxes	<b>9,698.72</b>	County Taxes	<b>.47</b>
Collection of Taxes	<b>16,961.00</b>	Taxes from Public Utilities	<b>131,123.00</b>	County Library Taxes	<b>.02</b>
Planning, Housing & Development	<b>7,790.00</b>	Other Miscellaneous Tax Revenues		Local Municipal Purpose Taxes	<b>.36</b>
Human Resources	<b>500.00</b>	State Aid Revenues	<b>63,200.35</b>	Veteron & Senior Citizen Taxes	
Elections		Federal Aid Revenues		Total Taxes for Rate Computation	<b>1.43</b>
General Administration (other)	<b>202,711.59</b>	State and Local Fiscal Assistance Act Utilized	<b>11,444.00</b>	Special District Taxes	
<b>JUDICIARY</b>		Sole of Acquired Property		Bank Corp. Taxes	<b>983.94</b>
Municipal Courts	<b>11,602.00</b>	Other Miscellaneous Revenues	<b>362,303.68</b>	Added and Omitted Taxes	<b>4,064.94</b>
<b>PUBLIC SAFETY</b>		Total	<b>3,008,889.90</b>	Total Taxes Levied - ABSTRACT	<b>2,443,617.66</b>
Fire Protection	<b>24,000.00</b>	Prior Years Surplus Appropriated	<b>291,881.00</b>	Total Taxes Billed	<b>2,442,671.88</b>
Police Protection	<b>281,848.00</b>	REVENUES TOTAL	<b>3,300,770.90</b>	1982 TAXES COLLECTED	<b>2,358,332.35</b>
Civil Defense & Disaster Control	<b>1,550.00</b>	Reserve For Uncollected Taxes	<b>93,481.00</b>	1982 Taxes Cancelled, Abated or Adjusted	<b>1,793.50</b>
Environmental Inspection & Control	<b>7,393.00</b>	<b>CAPITAL OUTLAY TOTAL</b>		Transfer to Tax Title Liens or Foreclosed	
Other Public Safety			<b>236,965.88</b>	Balance Outstanding Dec. 31, 1982	<b>82,546.03</b>
<b>PUBLIC WORKS</b>				<b>PRIOR YEARS TAXES OUTSTANDING</b>	
Streets and Drainage	<b>118,170.00</b>	Public Enterprises	<b>119,693.54</b>	Balance January 1, 1982	<b>72,787.80</b>
Sewers and Sewage Processing	<b>5,000.00</b>	Recreation—Culture	<b>49,925.41</b>	Collected in 1982	<b>72,787.80</b>
Gorbage and Trash Disposol	<b>97,415.00</b>	Public Works	<b>63,859.50</b>	Cancelled, Abated or Adjusted 1982	
Public Buildings and Grounds	<b>22,700.00</b>	Buildings and Grounds	<b>3,487.43</b>	Transfers to Tax Title Liens or Foreclosed	
Other Public Works		Library and Education		Balance December 31, 1982	
<b>HEALTH and WELFARE</b>		Conservation		<b>TAX TITLE LIENS OUTSTANDING</b>	
Health Services Except Environmental	<b>6,015.00</b>	All Other		Balance January 1, 1982	
Welfare-Public Assistance	<b>100.00</b>	<b>CAPITAL DEBT AUTHORIZED, DECEMBER 31, 1982</b>		Transfer From Taxes	
Hospitals, Clinics, First Aid		ISSUED AND UNISSUED	GROSS DEBT	Redeemed in 1982	
Animal, Insect, & Rodent Control		School	<b>260,000</b>	Cancelled, Abated or Adjusted (1982)	
Other Welfare Services		Self-liquidating	<b>409,500</b>	Transfers to Foreclosed Property	
<b>RECREATION and CONSERVATION</b>		Other	<b>924,117</b>	Balance December 31, 1982	
Beaches and Boardwalks	<b>131,550.00</b>	Total	<b>1,593,617</b>	<b>PROPERTY ACQUIRED BY DEED OR FORECLOSURE</b>	
Parks, Playgrounds, Shade Trees	<b>35,500.00</b>	<b>ISSUED AND OUTSTANDING</b>		Balance January 1, 1982	<b>3,200.00</b>
Land Reclamation & Conservation		School	<b>260,000.00</b>	Transfers From Taxes or Liens	
Other Recreational Services	<b>8,500.00</b>	Self-Liquidating	<b>409,500.00</b>	Sale for Cash (1982)	
<b>EDUCATION (excluding schools)</b>		Other	<b>841,000.00</b>	Cancelled, Abated or Adjusted (1982)	
Libraries	<b>3,015.00</b>	Total	<b>1,510,500.00</b>	Balance December 31, 1982	<b>3,200.00</b>
Other Educational Services		<b>EQUALIZED VALUATION BASIS</b>		<b>CURRENT FINANCES DECEMBER 31, 1982</b>	
<b>STATUTORY EXPENDITURES</b>		FOR NET DEBT COMPUTATION	<b>148,718,825</b>	<b>ASSETS</b>	
Pensions & F. I. C. A.	<b>77,800.00</b>	REAL PROPERTY VALUATIONS		Cash Dec. 31, 1982	<b>993,641.13</b>
Employee Fringe Benefits	<b>26,000.00</b>	Code Class # of Parcels % VAL'N	<b>ASSESSED VALUATION</b>	Taxes Receivable	<b>82,546.03</b>
Other Statutory Expenditures	<b>2,000.00</b>	1 Vacant Land 46 1.55	<b>982,900.00</b>	Tax Title Liens	
<b>CETA And Other Public Employment Programs</b>		2 Residential 1117 92.90	<b>58,912,850.00</b>	Foreclosed Property	<b>3,200.00</b>
<b>MUNICIPAL FUNCTIONS TOTAL</b>	<b>1,098,824.59</b>	3 Farm		Emergencies & Other Deferred Charges	<b>74,751.59</b>
<b>CAPITAL IMPROVEMENTS *MEMO*</b>	<b>5,500.00</b>	4a Commercial 46 4.98	<b>3,160,400.00</b>	State and Federal Aid Receivable	
<b>DEBT SERVICE</b>		4b Industrial		Other Receivables	
Principal Payments	<b>55,000.00</b>	4c Apartments 1 .57	<b>359,200.00</b>	Total	<b>1,154,138.75</b>
Interest Payments	<b>59,905.00</b>	Total 1210	<b>63,415,350.00</b>	<b>LIABILITIES, RESERVES, AND SURPLUS</b>	
<b>DEFERRED CHARGES</b>	<b>14,000.00</b>	Land Area 1.05 Sq. Miles		Cash Liabilities	<b>715,839.43</b>
<b>SCHOOL, COUNTY, SPECIAL DISTRICT TAXES</b>	<b>1,828,208.78</b>	Net Valuation Taxable-Municipal	<b>63,769,431</b>	Reserves for Receivables	<b>85,746.03</b>
<b>RESERVE FOR UNCOLLECTED TAXES</b>	<b>93,481.00</b>	Net Valuation Taxable-County	<b>149,564,758</b>	Surplus Dec. 31, 1982	<b>352,553.29</b>
<b>EXPENDITURES TOTAL</b>	<b>3,149,419.37</b>	State Equalized Valuation	<b>170,505,451</b>	Total	<b>1,154,138.75</b>
		State Equalization Ratio	<b>37.27</b>		

0509

Population 1980 2,644  
 Population 1982 2,836  
 S & P Rating AAA  
 Moody Rating BAA1

General Tax Rate Per \$100. 2.02  
 State Equalized Tax Rate 1.11

## SEA ISLE CITY - CAPE MAY COUNTY

## Form of Government:

Commission (1911)

Number of Members on Governing Body - 3

PER CAPITA  
 Gross Debt 2,580.48  
 Net Debt 2,320.25  
 Debt Service 158.34  
 Total Tax Levy 1,641.23  
 Municipal Expenditures 1,143.03

PER CENT:  
 Gross Debt 2.19  
 Net Debt 1.97  
 Tax Levy Collected 95.23  
 Tax Levy Cancelled, Abated or Adjusted .01

EXPENDITURES		REVENUES-REALIZED		1982 PROPERTY TAX	
GENERAL GOVERNMENT				STATE EQUALIZED TAX RATE →	
Governing Body & Public Boords				Local District School Taxes .23	934,624.00
Municipal Clerk				Regional & Consolidated School Tax	
Finoncial Administratíon	110,000.00			School Taxes in Municipal Budget .01	40,038.75
Assessment of Taxes	31,566.66			County Taxes .35	1,437,251.62
Collection of Taxes	57,944.95			County Library Taxes .02	89,371.49
Planning, Housing & Development	18,819.68			Local Municipal Purpose Taxes .50	2,064,431.79
Human Resources				Veteran & Senior Citizen Taxes	48,550.00
Elections	1,041.58			Total Taxes for Rate Computation 1.11	4,614,267.65
General Administration (other)	430,293.78			Special District Taxes	
JUDICIARY				Bank Corp Taxes	670.33
Municipal Courts	42,344.61			Added and Omitted Taxes	88,152.24
PUBLIC SAFETY				Total Taxes Levied - ABSTRACT	4,654,540.22
Fire Protection	12,900.00			Total Taxes Billed	4,653,869.89
Police Protection	559,294.87			1982 TAXES COLLECTED	4,431,957.77
Civil Defense & Disaster Control	22,229.95			1982 Taxes Cancelled, Abated or Adjusted	547.21
Environmental Inspection & Control	84,140.00			Transfer to Tax Title Liens or Foreclosed	7,511.40
Other Public Safety				Balance Outstanding Dec. 31, 1982	213,853.51
PUBLIC WORKS				PRIOR YEARS TAXES OUTSTANDING	
Streets and Drainage	265,029.00			Balance January 1, 1982	125,152.17
Sewers and Sewage Processing				Collected in 1982	121,902.81
Gorboge and Trosh Disposol	133,260.00			Cancelled, Abated or Adjusted 1982	
Public Buildings and Grounds	62,896.92			Transfers to Tax Title Liens or Foreclosed	
Other Public Works	55,959.78			Balance December 31, 1982	3,249.36
HEALTH and WELFARE				TAX TITLE LIENS OUTSTANDING	
Health Services Except Environmental	825.00			Balance January 1, 1982	25,815.98
Welfare-Public Assistance	6,600.00			Transfer From Taxes	7,511.40
Hospitals, Clinics, First Aid				Redeemed in 1982	3,233.01
Animal, Insect, & Rodent Control				Cancelled, Abated or Adjusted (1982)	
Other Welfare Services				Transfers to Foreclosed Property	
RECREATION and CONSERVATION				Balance December 31, 1982	30,094.37
Beaches and Boardwalks	278,290.27			PROPERTY ACQUIRED BY DEED OR FORECLOSURE	
Parks, Playgrounds, Shode Trees				Balance January 1, 1982	41,233.00
Land Reclomation & Conservation				Transfers From Taxes or Liens	
Other Recreational Services	34,455.13			Sole for Cosh (1982)	
EDUCATION (excluding schools)				Cancelled, Abated or Adjusted (1982)	
Libraries	2,333.52			Balance December 31, 1982	41,233.00
Other Educational Services				CURRENT FINANCES DECEMBER 31, 1982	
STATUTORY EXPENDITURES				ASSETS	
Pensions & F. I. C. A.	143,667.08			Cosh Dec. 31, 1982	990,234.06
Employee Fringe Benefits	127,840.22			Taxes Receivable	217,102.87
Other Statutory Expenditures	20,000.00			Tax Title Liens	30,094.37
CETA and Other Public Employment Programs				Foreclosed Property	41,233.00
MUNICIPAL FUNCTIONS TOTAL	2,501,733.00			Emergencies & Other Deferred Charges	138,360.00
CAPITAL IMPROVEMENTS *MEMC*	35,000.00			State and Federal Aid Receivable	3,610.75
DEBT SERVICE				Other Receivables	28,769.42
Principal Payments	225,000.00			Total	1,449,404.47
Interest Payments	224,043.75			LIABILITIES, RESERVES, AND SURPLUS	
TYPE I SCHL DEBT *MEMO	40,038.75			Cosh Liabilities	732,697.63
DEFERRED CHARGES	75,360.00			Reserves for Receivables	317,199.66
SCHOOL, COUNTY, SPECIAL DISTRICT TAXES	2,501,285.86			Surplus Dec. 31, 1982	359,507.18
RESERVE FOR UNCOLLECTED TAXES	215,500.00			Total	1,449,404.47
EXPENDITURES TOTAL	5,742,922.61				

1981/3000

\* ABOVE DEBT SERVICE INCLUDES TYPE I SCHOOL DEBT



1526

Population 1980 **1,802**  
 Population 1982 **1,803**  
 S & P Rating  
 Moody Rating **BAA**

General Tax Rate Per \$100.

State Equalized Tax Rate

2.78  
1.98**SEASIDE HEIGHTS BOROUGH - OCEAN CO.****Form of Government:****Borough Council****Number of Members on Governing Body - 6****PER CAPITA:**

Gross Debt **3,771.91**  
 Net Debt **2,220.33**  
 Debt Service **87.35**  
 Total Tax Levy **1,499.39**  
 Municipal Expenditures **1,740.00**

**PER CENT:**

Gross Debt **5.36**  
 Net Debt **3.16**  
 Tax Levy Collected **86.33**  
 Tax Levy Cancelled, Abated or Adjusted **.15**

EXPENDITURES		REVENUES-REALIZED		1982 PROPERTY TAX	
<b>GENERAL GOVERNMENT</b>				<b>STATE EQUALIZED TAX RATE</b>	
Governing Body & Public Boards	21,751.09	1982 Property Taxes Collected		Local District School Taxes	368,137.00
Municipal Clerk		1982 Payments in Lieu of Taxes		Regional & Consolidated School Tax	990,323.59
Financial Administration	65,964.22	Delinquent Tax & Lien Collections		School Taxes in Municipal Budget	
Assessment of Taxes	7,586.00	Business Personalty Replacement Taxes		County Taxes	* 626,261.50
Collection of Taxes	18,306.06	Taxes from Public Utilities		County Library Taxes	35,996.55
Planning, Housing & Development	7,800.00	Other Miscellaneous Tax Revenues		Local Municipal Purpose Taxes	666,684.44
Human Resources		State Aid Revenues		Veteran & Senior Citizen Taxes	32,300.00
Elections		Federal Aid Revenues		Total Taxes for Rate Computation	2,719,703.08
General Administration (other)	462,631.10	State and Local Fiscal Assistance Act Utilized		Special District Taxes	
<b>JUDICIARY</b>		Sole of Acquired Property		Bank Corp Taxes	3,959.19
Municipal Courts	68,388.02	Other Miscellaneous Revenues		Added and Omitted Taxes	12,037.97
<b>PUBLIC SAFETY</b>		Total		Total Taxes Levied - ABSTRACT	2,703,400.24
Fire Protection	10,011.51	Prior Years Surplus Appropriated		Total Taxes Billed	2,699,441.05
Police Protection	769,195.32	REVENUES TOTAL		1982 TAXES COLLECTED	2,330,414.16
Civil Defense & Disaster Control	357.18	Reserve For Uncollected Taxes		1982 Taxes Cancelled, Abated or Adjusted	4,075.80
Environmental Inspection & Control	37,757.00	CAPITAL OUTLAY TOTAL		Transfer to Tax Title Liens or Foreclosed	4,691.34
Other Public Safety				Balance Outstanding Dec. 31, 1982	360,259.75
<b>PUBLIC WORKS</b>		Public Enterprises		<b>PRIOR YEARS TAXES OUTSTANDING</b>	
Streets and Drainage	126,475.75	Recreation—Culture		Balance January 1, 1982	340,936.23
Sewers and Sewage Processing		Public Works		Collected in 1982	337,222.24
Garbage and Trash Disposal	109,195.66	Buildings and Grounds		Cancelled, Abated or Adjusted 1982	
Public Buildings and Grounds	121,095.73	Library and Education		Transfers to Tax Title Liens or Foreclosed	3,469.75
Other Public Works		Conservation		Balance December 31, 1982	244.24
<b>HEALTH and WELFARE</b>		All Other		<b>TAX TITLE LIENS OUTSTANDING</b>	
Health Services Except Environmental	22,065.00	CAPITAL DEBT AUTHORIZED, DECEMBER 31, 1982		Balance January 1, 1982	24,645.35
Welfare-Public Assistance	9,194.00	ISSUED AND UNISSUED GROSS DEBT NET DEBT		Balance January 1, 1982	8,161.09
Hospitals, Clinics, First Aid	1,500.00	School		Transfer From Taxes	
Animal, Insect, & Rodent Control	3,516.00	Self-liquidating		Redeemed in 1982	20,777.41
Other Welfare Services		Other		Cancelled, Abated or Adjusted (1982)	3,867.94
<b>RECREATION and CONSERVATION</b>		Total		Transfers to Foreclosed Property	
Beaches and Boardwalks	363,927.31	ISSUED AND OUTSTANDING		Balance December 31, 1982	8,161.09
Parks, Playgrounds, Shade Trees	4,030.80	School		<b>PROPERTY ACQUIRED BY DEED OR FORECLOSURE</b>	
Land Reclamation & Conservation		Self-Liquidating		Balance January 1, 1982	
Other Recreational Services	13,370.00	Other		Transfers From Taxes or Liens	
<b>EDUCATION (excluding schools)</b>		Total		Sale for Cash (1982)	
Libraries		EQUALIZED VALUATION BASIS FOR NET DEBT COMPUTATION		Cancelled, Abated or Adjusted (1982)	
Other Educational Services		REAL PROPERTY VALUATIONS		Balance December 31, 1982	
<b>STATUTORY EXPENDITURES</b>		Code Class # of Parcels % VAL'N ASSESSED VALUATION		<b>CURRENT FINANCES DECEMBER 31, 1982</b>	
Pensions & F. I. C. A.	154,203.08	1 Vacant Land 117 3.31 3,184,500.00		<b>ASSETS</b>	
Employee Fringe Benefits	117,688.00	2 Residential 1224 50.98 48,957,400.00		Cash Dec. 31, 1982	1,499,271.84
Other Statutory Expenditures	20,000.00	3 Farm 33,386,850.00		Taxes Receivable	360,503.99
<b>CETA And Other Public Employment Programs</b>		4a Commercial 203 34.74 37,700.00		Tax Title Liens	8,161.09
<b>MUNICIPAL FUNCTIONS TOTAL</b>	2,576,008.83	4b Industrial 1 10.92 10,495,800.00		Foreclosed Property	
<b>CAPITAL IMPROVEMENTS *MEMO*</b>	15,000.00	4c Apartments 90 96,102,250.00		Emergencies & Other Deferred Charges	
<b>DEBT SERVICE</b>		Total 1635		State and Federal Aid Receivable	
Principal Payments	35,710.00	Land Area .35 Sq. Miles		Other Receivables	59,205.00
Interest Payments	121,782.75	Net Valuation Taxable-Municipal		Total	1,927,141.92
<b>DEFERRED CHARGES</b>		Net Valuation Taxable-County		<b>LIABILITIES, RESERVES, AND SURPLUS</b>	
SCHOOL, COUNTY, SPECIAL DISTRICT TAXES	2,020,718.64	State Equalized Valuation		Cash Liabilities	1,021,115.64
RESERVE FOR UNCOLLECTED TAXES	403,710.52	State Equalization Ratio		Reserves for Receivables	427,870.08
<b>EXPENDITURES TOTAL</b>	5,157,930.74			Surplus Dec. 31, 1982	478,156.20
				Total	1,927,141.92

1527

Population 1980 1,795  
 Population 1982 1,808  
 S & P Rating 2.05  
 Moody Rating

General Tax Rate Per \$100.  
 State Equalized Tax Rate 1.62

## SEASIDE PARK BOROUGH – OCEAN CO.

## Form of Government:

## Borough Council

## Number of Members on Governing Body – 6

PER CAPITA:  
 Gross Debt 1,404.00  
 Net Debt 489.69  
 Debt Service 6.22  
 Total Tax Levy 1,440.93  
 Municipal Expenditures 1,130.08

PER CENT:  
 Gross Debt 1.79  
 Net Debt .62  
 Tax Levy Collected 93.85  
 Tax Levy Cancelled, Abated or Adjusted

EXPENDITURES		REVENUES-REALIZED		1982 PROPERTY TAX	
GENERAL GOVERNMENT		1982 Property Taxes Collected		STATE EQUALIZED TAX RATE	
Governing Body & Public Boards		2,441,734.25		Local District School Taxes .27	
Municipal Clerk		140,350.63		Regional & Consolidated School Tax .70	
Financial Administration	10,000.00	19,667.28		School Taxes in Municipal Budget	
Assessment of Taxes	7,005.86	178,930.00		County Taxes .42	
Collection of Taxes	18,533.99	10,044.71		County Library Taxes .02	
Planning, Housing & Development	6,924.84	35,741.00		Local Municipal Purpose Taxes .21	
Human Resources		1,105,576.04		Veteran & Senior Citizen Taxes	
Elections		475,900.00		Total Taxes for Rate Computation 1.62	
General Administration (other)	216,843.67	184,274.55		Special District Taxes	
JUDICIARY		232,434.58		Bank Corp. Taxes	
Municipal Courts	81,193.79	19,400.00		Added and Omitted Taxes	
PUBLIC SAFETY		25,301.15		Total Taxes Levied - ABSTRACT	
Fire Protection	25,700.00	187,733.43		Total Taxes Billed	
Police Protection	463,904.65	4,407,943.91		1982 TAXES COLLECTED	
Civil Defense & Disaster Control	639.84	1,653,071.05		1982 Taxes Cancelled, Abated or Adjusted	
Environmental Inspection & Control	10,890.36	354,000.00		Transfer to Tax Title Liens or Foreclosed	
Other Public Safety		30,000.00		Balance Outstanding Dec. 31, 1982	
PUBLIC WORKS		2,037,071.05		PRIOR YEARS TAXES OUTSTANDING	
Streets and Drainage	127,544.01	141,804.22		Balance January 1, 1982	
Sewers and Sewage Processing		1,653,071.05		Collected in 1982	
Garbage and Trash Disposal	134,458.26	354,000.00		Cancelled, Abated or Adjusted 1982	
Public Buildings and Grounds	95,999.57	30,000.00		Transfers to Tax Title Liens or Foreclosed	
Other Public Works	90,050.00	126,158,260.00		Balance December 31, 1982	
HEALTH and WELFARE		79.03		TAX TITLE LIENS OUTSTANDING	
Health Services Except Environmental	275.00			Balance January 1, 1982	
Welfare-Public Assistance	1,840.94			Transfer From Taxes	
Hospitals, Clinics, First Aid	1,000.00			Redeemed in 1982	
Animal, Insect, & Rodent Control	963.70			Cancelled, Abated or Adjusted (1982)	
Other Welfare Services				Transfers to Foreclosed Property	
RECREATION and CONSERVATION				Balance December 31, 1982	
Beaches and Boardwalks	240,114.11			PROPERTY ACQUIRED BY DEED OR FORECLOSURE	
Parks, Playgrounds, Shade Trees				Balance January 1, 1982	
Land Reclamation & Conservation				Transfers From Taxes or Liens	
Other Recreational Services	40,018.13			Sale for Cash (1982)	
EDUCATION (excluding schools)				Cancelled, Abated or Adjusted (1982)	
Libraries				Balance December 31, 1982	
Other Educational Services				CURRENT FINANCES DECEMBER 31, 1982	
STATUTORY EXPENDITURES				ASSETS	
Pensions & F. I. C. A.	172,217.00			Cash Dec. 31, 1982	
Employee Fringe Benefits	47,389.26			Taxes Receivable	
Other Statutory Expenditures	8,500.00			Tax Title Liens	
CETA And Other Public Employment Programs				Foreclosed Property	
MUNICIPAL FUNCTIONS TOTAL	1,802,006.98			Emergencies & Other Deferred Charges	
CAPITAL IMPROVEMENTS *MEMO*				State and Federal Aid Receivable	
DEBT SERVICE				Other Receivables	
Principal Payments	10,000.00			Total	
Interest Payments	1,242.50			LIABILITIES, RESERVES, AND SURPLUS	
DEFERRED CHARGES	45,660.74			Cash Liabilities	
SCHOOL, COUNTY, SPECIAL DISTRICT TAXES	2,264,041.86			Reserves for Receivables	
RESERVE FOR UNCOLLECTED TAXES	184,274.55			Surplus Dec. 31, 1982	
EXPENDITURES TOTAL	4,307,226.63			Total	

1981/3000

▽

\*Includes County Health Service Taxes or County Vocational School Taxes. See Table 13.



0509

Population 1980 **13,719**  
 Population 1982 **15,017**  
 S & P Rating **AAA**  
 Moody Rating **A1**

General Tax Rate Per \$100. **3.37**  
 State Equalized Tax Rate **2.65**

## SECAUCUS TOWN - HUDSON COUNTY

## Form of Government:

Town Council

Number of Members on Governing Body - 7

## PER CAPITA:

Grass Debt **1,073.16**  
 Net Debt **670.55**  
 Debt Service **73.56**  
 Total Tax Levy **1,377.61**  
 Municipal Expenditures **624.58**

## PER CENT:

Grass Debt **2.48**  
 Net Debt **1.55**  
 Tax Levy Collected **98.33**  
 Tax Levy Cancelled, Abated  
 or Adjusted **.02**

EXPENDITURES		REVENUES-REALIZED		1982 PROPERTY TAX	
GENERAL GOVERNMENT				STATE EQUALIZED TAX RATE <b>2.65</b>	
Governing Body & Public Boards	7,500.00	1982 Property Taxes Collected		Local District School Taxes	6,711,128.12
Municipal Clerk		1982 Payments in Lieu of Taxes		Regional & Consolidated School Tax	
Financial Administration	176,875.62	Delinquent Tax & Lien Collections		School Taxes in Municipal Budget	97,180.00
Assessment of Taxes	85,665.00	Business Personalty Replacement Taxes		County Taxes	8,333,061.14
Collection of Taxes	59,565.00	Taxes from Public Utilities		County Library Taxes	
Planning, Housing & Development	4,650.00	Other Miscellaneous Tax Revenues		Local Municipal Purpose Taxes	4,951,857.38
Human Resources		State Aid Revenues		Veteran & Senior Citizen Taxes	129,403.10
Elections	4,510.12	Federal Aid Revenues		Total Taxes for Rate Computation	20,222,629.74
General Administration (other)	770,317.30	State and Local Fiscal Assistance Act Utilized		Special District Taxes	
JUDICIARY		Sale of Acquired Property		Bank Corp. Taxes	31,918.25
Municipal Courts	104,773.00	Other Miscellaneous Revenues		Added and Omitted Taxes	562,356.29
PUBLIC SAFETY		Prior Years Surplus Appropriated		Total Taxes Levied - ABSTRACT	20,687,501.18
Fire Protection	151,099.00	REVENUES		Total Taxes Billed	20,659,141.35
Police Protection	1,909,554.60	Reserve For Uncollected Taxes		1982 TAXES COLLECTED	20,315,107.51
Civil Defense & Disaster Control	4,125.00	CAPITAL OUTLAY		1982 Taxes Cancelled, Abated or Adjusted	4,263.15
Environmental Inspection & Control	71,385.00	TOTAL		Transfer to Tax Title Liens or Foreclosed	1,092.21
Other Public Safety		TOTAL		Balance Outstanding Dec. 31, 1982	338,678.48
PUBLIC WORKS		CAPITAL DEBT AUTHORIZED, DECEMBER 31, 1982		PRIOR YEARS TAXES OUTSTANDING	
Streets and Drainage	656,537.00	ISSUED AND UNISSUED		Balance January 1, 1982	1,280,402.18
Sewers and Sewage Processing	1,605,291.54	GROSS DEBT		Collected in 1982	859,047.52
Gorbage and Trash Disposal	209,663.00	NET DEBT		Cancelled, Abated or Adjusted 1982	47,071.03
Public Buildings and Grounds	356,868.18	Schaal		Transfers to Tax Title Liens or Foreclosed	104.46
Other Public Works		Self-liquidating		Balance December 31, 1982	374,179.17
HEALTH and WELFARE		Other		TAX TITLE LIENS OUTSTANDING	
Health Services Except Environmental	51,612.55	Total		Balance January 1, 1982	9,279.43
Welfare-Public Assistance	15,000.00	ISSUED AND OUTSTANDING		Transfer From Taxes	1,302.21
Hospitals, Clinics, First Aid		School		Redeemed in 1982	3,757.38
Animal, Insect, & Radent Control	8,154.00	Self-Liquidating		Cancelled, Abated or Adjusted (1982)	
Other Welfare Services	97,455.00	Other		Transfers to Foreclosed Property	2,885.88
RECREATION and CONSERVATION		Total		Balance December 31, 1982	3,938.38
Beaches and Boardwalks	120,687.09	EQUIALIZED VALUATION BASIS		PROPERTY ACQUIRED BY DEED OR	
Parks, Playgrounds, Shade Trees		FOR NET DEBT COMPUTATION		FORECLOSURE	
Land Reclamation & Conservation	118,100.00	REAL PROPERTY VALUATIONS		Balance January 1, 1982	119,500.00
Other Recreational Services		Code Class # of Parcels % VAL'N		Transfers From Taxes or Liens	2,885.88
EDUCATION (excluding schools)		ASSESSED VALUATION		Sole for Cosh (1982)	
Libraries	231,958.00	1 Vocont Land 260 6.53		Cancelled, Abated or Adjusted (1982)	
Other Educational Services		2 Residential 3895 33.94		Balance December 31, 1982	122,385.88
STATUTORY EXPENDITURES		3 Farm		CURRENT FINANCES DECEMBER 31, 1982	
Pensions & F. I. C. A.	437,129.00	4a Commercial 155 11.44		ASSETS	
Employee Fringe Benefits	243,094.00	4b Industrial 158 46.72		Cash Dec. 31, 1982	6,058,916.26
Other Statutory Expenditures	10,000.00	4c Apartments 14 1.36		Taxes Receivable	712,857.65
CETA And Other Public Employment Programs		Total 4482		Tax Title Liens	3,938.38
MUNICIPAL FUNCTIONS		Land Area 5.80 Sq. Miles		Foreclosed Property	122,385.88
CAPITAL IMPROVEMENTS	*MEMO*	Net Valuation Taxable-Municipal		Emergencies & Other Deferred Charges	181,804.00
DEBT SERVICE		Net Valuation Taxable-County		State and Federal Aid Receivable	10,199.48
Principal Payments	340,000.00	State Equalized Valuation		Other Receivables	69,049.38
Interest Payments	764,668.50	State Equalization Ratio		Total	7,159,151.03
TYPE I SCHL DEBT *MEMO	57,180.00			LIABILITIES, RESERVES, AND SURPLUS	
DEFERRED CHARGES	84,102.00			Cash Liabilities	1,158,783.79
SCHOOL, COUNTY, SPECIAL DISTRICT TAXES	15,141,369.26			Reserves for Receivables	908,231.29
RESERVE FOR UNCOLLECTED TAXES	555,000.00			Surplus Dec. 31, 1982	5,092,135.95
EXPENDITURES				Total	7,159,151.03
TOTAL	24,520,716.76				

1981/3000



\* ABOVE DEBT SERVICE INCLUDES TYPE I SCHOOL DEBT

\*Includes County Health Service Taxes or County Vocational School Taxes. See Table 13.

0332

Population 1980 4,537  
 Population 1982 4,732  
 S & P Rating  
 Moody Rating

General Tax Rate Per \$100.

2.58

State Equalized Tax Rate

2.47

## SHAMONG TOWNSHIP - BURLINGTON CO.

## Form of Government:

## Township Committee

## Number of Members on Governing Body - 3

## PER CAPITA:

Gross Debt 318.16  
 Net Debt 15.85  
 Debt Service 19.34  
 Total Tax Levy 519.09  
 Municipal Expenditures 151.64

## PER CENT:

Gross Debt 1.72  
 Net Debt .09  
 Tax Levy Collected 89.55  
 Tax Levy Cancelled, Abated or Adjusted .14

EXPENDITURES		REVENUES-REALIZED		1982 PROPERTY TAX	
GENERAL GOVERNMENT		1982 Property Taxes Collected		STATE EQUALIZED TAX RATE	
Governing Body & Public Boards		2,204,507.19		Local District School Taxes	1.40
Municipal Clerk				Regional & Consolidated School Tax	.46
Financial Administration	13,721.00	1982 Payments in Lieu of Taxes		School Taxes in Municipal Budget	
Assessment of Taxes	15,350.00	Delinquent Tax & Lien Collections		County Taxes	.58
Collection of Taxes	15,777.00	Business Personalty Replacement Taxes		County Library Taxes	.03
Planning, Housing & Development	20,993.00	Taxes from Public Utilities		Local Municipal Purpose Taxes	
Human Resources		Other Miscellaneous Tax Revenues		Veteran & Senior Citizen Taxes	
Elections		State Aid Revenues		Total Taxes for Rate Computation	2.47
General Administration (other)	58,993.35	Federal Aid Revenues		Special District Taxes	
JUDICIARY		State and Local Fiscal Assistance Act Utilized		Bank Corp. Taxes	262.26
Municipal Courts	15,625.00	Sale of Acquired Property		Added and Omitted Taxes	32,897.04
PUBLIC SAFETY		Other Miscellaneous Revenues		Total Taxes Levied - ABSTRACT	2,456,349.93
Fire Protection	28,304.00	Total		Total Taxes Billed	2,461,667.94
Police Protection	16,250.00	Prior Years Surplus Appropriated		1982 TAXES COLLECTED	2,204,507.19
Civil Defense & Disaster Control	1,673.00	REVENUES TOTAL		1982 Taxes Cancelled, Abated or Adjusted	3,354.62
Environmental Inspection & Control	12,165.00	Reserve For Uncollected Taxes		Transfer to Tax Title Liens or Foreclosed	40,277.46
Other Public Safety		CAPITAL OUTLAY TOTAL		Balance Outstanding Dec. 31, 1982	213,528.67
PUBLIC WORKS				PRIOR YEARS TAXES OUTSTANDING	
Streets and Drainage	107,200.55	Public Enterprises		Balance January 1, 1982	202,481.26
Sewers and Sewage Processing		Recreation—Culture		Collected in 1982	179,814.38
Garbage and Trash Disposal	9,000.00	Public Works		Cancelled, Abated or Adjusted 1982	4,104.87
Public Buildings and Grounds	15,000.00	Buildings and Grounds		Transfers to Tax Title Liens or Foreclosed	9,622.71
Other Public Works		Library and Education		Balance December 31, 1982	8,939.30
HEALTH and WELFARE		Conservation		TAX TITLE LIENS OUTSTANDING	
Health Services Except Environmental	437.00	All Other		Balance January 1, 1982	53,074.48
Welfare-Public Assistance	986.00	CAPITAL DEBT AUTHORIZED, DECEMBER 31, 1982		Transfer From Taxes	51,080.86
Hospitals, Clinics, First Aid		ISSUED AND UNISSUED GROSS DEBT NET DEBT		Redeemed in 1982	10,197.89
Animal, Insect, & Rodent Control	1,500.00	School 1,430,541		Cancelled, Abated or Adjusted (1982)	
Other Welfare Services		Self-liquidating 75,000		Transfers to Foreclosed Property	
RECREATION and CONSERVATION		Other 75,000		Balance December 31, 1982	93,957.45
Beaches and Boardwalks		Total 1,505,541		PROPERTY ACQUIRED BY DEED OR FORECLOSURE	
Parks, Playgrounds, Shade Trees	2,500.00	ISSUED AND OUTSTANDING		Balance January 1, 1982	3,925.00
Land Reclamation & Conservation		School 1,410,184.55		Transfers From Taxes or Liens	
Other Recreational Services	500.00	Self-Liquidating 75,000.00		Sale for Cash (1982)	
EDUCATION (excluding schools)		Other 1,485,184.55		Cancelled, Abated or Adjusted (1982)	
Libraries		Total		Balance December 31, 1982	3,925.00
Other Educational Services		EQUALIZED VALUATION BASIS		CURRENT FINANCES DECEMBER 31, 1982	
STATUTORY EXPENDITURES		FOR NET DEBT COMPUTATION		ASSETS	
Pensions & F. I. C. A.	8,500.03	REAL PROPERTY VALUATIONS		Cash Dec. 31, 1982	1,370,629.02
Employee Fringe Benefits		Code Class # of Parcels % VAL'N		Taxes Receivable	222,467.97
Other Statutory Expenditures	1,000.00	ASSESSED VALUATION		Tax Title Liens	93,957.45
CETA And Other Public Employment Programs		1 Vacant Land 500 8.48		Foreclosed Property	3,925.00
MUNICIPAL FUNCTIONS TOTAL	345,474.93	2 Residential 1164 84.25		Emergencies & Other Deferred Charges	1,777.42
CAPITAL IMPROVEMENTS *MEMO*	40,000.00	3 Farm 210 3.70		State and Federal Aid Receivable	4,684.31
DEBT SERVICE		4a Commercial 41 2.97		Other Receivables	14,756.87
Principal Payments	75,000.00	4b Industrial 6 .59		Total	1,712,198.04
Interest Payments	16,500.00	4c Apartments		LIABILITIES, RESERVES, AND SURPLUS	
DEFERRED CHARGES		Total 1921		Cash Liabilities	866,248.90
SCHOOL, COUNTY, SPECIAL DISTRICT TAXES	2,423,190.63	Land Area 46.61 Sq. Miles		Reserves for Receivables	335,107.29
RESERVE FOR UNCOLLECTED TAXES	280,570.08	Net Valuation Taxable-Municipal		Surplus Dec. 31, 1982	510,841.85
EXPENDITURES TOTAL	3,140,735.64	Net Valuation Taxable-County		Total	1,712,198.04
		State Equalized Valuation			
		State Equalization Ratio			



0611

Population 1980 604  
 Population 1982 606  
 S & P Rating  
 Moody Rating

General Tax Rate Per \$100. 3.18  
 State Equalized Tax Rate 2.57

## SHILOH BOROUGH - CUMBERLAND CO.

Form of Government:

Borough Council

Number of Members on Governing Body - 6

PER CAPITA:

Gross Debt 221.02  
 Net Debt  
 Debt Service  
 Total Tax Levy 247.70  
 Municipal Expenditures 86.19

PER CENT:

Gross Debt 2.60  
 Net Debt  
 Tax Levy Collected 87.78  
 Tax Levy Cancelled, Abated or Adjusted

EXPENDITURES		REVENUES-REALIZED		1982 PROPERTY TAX	
GENERAL GOVERNMENT				STATE EQUALIZED TAX RATE →	
Governing Body & Public Boards	100.00	1982 Property Taxes Collected		Local District School Taxes 1.02	59,642.00
Municipal Clerk		1982 Payments in Lieu of Taxes		Regional & Consolidated School Tax .47	27,264.05
Financial Administration	3,156.89	Delinquent Tax & Lien Collections		School Taxes in Municipal Budget	
Assessment of Taxes	1,025.90	Business Personalty Replacement Taxes		County Taxes 1.07 *	62,683.26
Collection of Taxes	1,563.43	Taxes from Public Utilities		County Library Taxes	
Planning, Housing & Development	500.00	Other Miscellaneous Tax Revenues		Local Municipal Purpose Taxes	
Human Resources		State Aid Revenues		Veteran & Senior Citizen Taxes	9,425.00
Elections		Federal Aid Revenues		Total Taxes for Rate Computation 2.56	159,014.31
General Administration (other)	3,221.33	State and Local Fiscal Assistance Act Utilized		Special District Taxes	
JUDICIARY		Sale of Acquired Property		Bank Corp. Taxes	514.14
Municipal Courts	200.00	Other Miscellaneous Revenues		Added and Omitted Taxes	
PUBLIC SAFETY		Total		Total Taxes Levied - ABSTRACT	150,103.45
Fire Protection	7,334.00	Prior Years Surplus Appropriated		Total Taxes Billed	149,961.08
Police Protection		REVENUES TOTAL		1982 TAXES COLLECTED	131,642.88
Civil Defense & Disaster Control		Reserve For Uncollected Taxes		1982 Taxes Cancelled, Abated or Adjusted	
Environmental Inspection & Control	566.00	CAPITAL OUTLAY TOTAL		Transfer to Tax Title Liens or Foreclosed	
Other Public Safety				Balance Outstanding Dec. 31, 1982	18,318.20
PUBLIC WORKS				PRIOR YEARS TAXES OUTSTANDING	
Streets and Drainage	5,000.00	Public Enterprises		Balance January 1, 1982	18,734.36
Sewers and Sewage Processing		Recreation—Culture		Collected in 1982	17,690.04
Garbage and Trash Disposal	11,412.50	Public Works		Cancelled, Abated or Adjusted 1982	
Public Buildings and Grounds		Buildings and Grounds		Transfers to Tax Title Liens or Foreclosed	
Other Public Works		Library and Education		Balance December 31, 1982	1,044.32
HEALTH and WELFARE		Conservation		TAX TITLE LIENS OUTSTANDING	
Health Services Except Environmental	100.00	All Other		Balance January 1, 1982	
Welfare-Public Assistance	100.00	CAPITAL DEBT AUTHORIZED, DECEMBER 31, 1982		Transfer From Taxes	
Hospitals, Clinics, First Aid		ISSUED AND UNISSUED GROSS DEBT NET DEBT		Redeemed in 1982	
Animal, Insect, & Rodent Control	450.00	School 133,941		Cancelled, Abated or Adjusted (1982)	
Other Welfare Services		Self-liquidating		Transfers to Foreclosed Property	
RECREATION and CONSERVATION		Other		Balance December 31, 1982	
Beaches and Boardwalks		Total 133,941		PROPERTY ACQUIRED BY DEED OR	
Parks, Playgrounds, Shade Trees		ISSUED AND OUTSTANDING		FORECLOSURE	
Land Reclamation & Conservation		School		Balance January 1, 1982	
Other Recreational Services	200.00	Self-Liquidating		Transfers From Taxes or Liens	
EDUCATION (excluding schools)		Other		Sale for Cash (1982)	
Libraries		Total 133,941.14		Cancelled, Abated or Adjusted (1982)	
Other Educational Services		EQUALIZED VALUATION BASIS		Balance December 31, 1982	
STATUTORY EXPENDITURES		FOR NET DEBT COMPUTATION		CURRENT FINANCES DECEMBER 31, 1982	
Pensions & F. I. C. A.	110.00	REAL PROPERTY VALUATIONS		ASSETS	
Employee Fringe Benefits		Code Class # of Parcels % VAL'N		Cash Dec. 31, 1982	30,574.31
Other Statutory Expenditures	85.00	1 Vacant Land 15 .50		Taxes Receivable	19,362.52
CETA And Other Public Employment Programs		2 Residential 165 75.80		Tax Title Liens	
MUNICIPAL FUNCTIONS TOTAL	35,125.05	3 Farm 30 15.96		Foreclosed Property	
CAPITAL IMPROVEMENTS *MEMO*	14,000.00	4a Commercial 15 7.62		Emergencies & Other Deferred Charges	3,500.00
DEBT SERVICE		4b Industrial		State and Federal Aid Receivable	
Principal Payments		4c Apartments 1 .11		Other Receivables	
Interest Payments		Total 226		Total	53,436.83
DEFERRED CHARGES		Land Area 1.18 Sq Miles		LIABILITIES, RESERVES, AND SURPLUS	
SCHOOL, COUNTY, SPECIAL DISTRICT TAXES	149,589.31	Net Valuation Taxable-Municipal		Cash Liabilities	5,869.42
RESERVE FOR UNCOLLECTED TAXES	17,104.50	Net Valuation Taxable-County		Reserves for Receivables	19,362.52
EXPENDITURES TOTAL	201,818.86	State Equalized Valuation		Surplus Dec. 31, 1982	28,204.89
		State Equalization Ratio		Total	53,436.83

Population 1980 **1,427**  
 Population 1982 **1,510**  
 S & P Rating  
 Moody Rating

General Tax Rate Per \$100.

2.34  
 State Equalized Tax Rate  
 1.17

## SHIP BOTTOM BOROUGH – OCEAN COUNTY

## Form of Government:

Borough Council

Number of Members on Governing Body – 6

PER CAPITA:

Gross Debt **529.73**  
 Net Debt **401.39**  
 Debt Service **36.52**  
 Total Tax Levy **1,173.84**  
 Municipal Expenditures **958.49**

PER CENT:

Gross Debt **.62**  
 Net Debt **.47**  
 Tax Levy Collected **92.05**  
 Tax Levy Cancelled, Abated  
 or Adjusted

EXPENDITURES		REVENUES-REALIZED		1982 PROPERTY TAX	
GENERAL GOVERNMENT				STATE EQUALIZED TAX RATE $\rightarrow$	
Governing Body & Public Boards		1982 Property Taxes Collected	<b>1,620,218.08</b>	Local District School Taxes <b>.09</b>	<b>131,759.42</b>
Municipal Clerk		1982 Payments in Lieu of Taxes		Regional & Consolidated School Tax <b>.28</b>	<b>421,204.00</b>
Financial Administration	<b>15,290.00</b>	Delinquent Tax & Lien Collections	<b>108,915.36</b>	School Taxes in Municipal Budget	
Assessment of Taxes	<b>10,405.00</b>	Business Personalty Replacement Taxes	<b>23,691.80</b>	County Taxes <b>.42</b>	<b>* 620,516.54</b>
Collection of Taxes	<b>24,675.00</b>	Taxes from Public Utilities	<b>222,138.00</b>	County Library Taxes <b>.02</b>	<b>35,675.01</b>
Planning, Housing & Development	<b>11,525.00</b>	Other Miscellaneous Tax Revenues		Local Municipal Purpose Taxes <b>.36</b>	<b>543,500.00</b>
Human Resources		State Aid Revenues	<b>7,954.87</b>	Veteran & Senior Citizen Taxes	<b>36,225.00</b>
Elections		Federal Aid Revenues		Total Taxes for Rate Computation <b>1.17</b>	<b>1,788,879.97</b>
General Administration (other)	<b>168,953.50</b>	State and Local Fiscal Assistance Act Utilized	<b>36,953.15</b>	Special District Taxes	
JUDICIARY		Sale of Acquired Property	<b>40,500.00</b>	Bank Corp. Taxes	<b>12,364.43</b>
Municipal Courts	<b>15,100.00</b>	Other Miscellaneous Revenues	<b>315,903.64</b>	Added and Omitted Taxes	<b>7,480.46</b>
PUBLIC SAFETY		Total	<b>2,376,274.90</b>	Total Taxes Levied - ABSTRACT	<b>1,772,499.86</b>
Fire Protection	<b>18,025.00</b>	Prior Years Surplus Appropriated	<b>384,500.00</b>	Total Taxes Billed	<b>1,760,135.43</b>
Police Protection	<b>281,245.00</b>	REVENUES TOTAL	<b>2,760,774.90</b>	1982 TAXES COLLECTED	<b>1,620,218.08</b>
Civil Defense & Disaster Control	<b>1,000.00</b>	Reserve For Uncollected Taxes	<b>165,950.00</b>	1982 Taxes Cancelled, Abated or Adjusted	
Environmental Inspection & Control	<b>23,260.00</b>	CAPITAL OUTLAY TOTAL		Transfer to Tax Title Liens or Foreclosed	
Other Public Safety				Balance Outstanding Dec. 31, 1982	<b>139,917.35</b>
PUBLIC WORKS				PRIOR YEARS TAXES OUTSTANDING	
Streets and Drainage	<b>184,059.65</b>	Public Enterprises		Balance January 1, 1982	<b>106,582.20</b>
Sewers and Sewage Processing		Recreation—Culture		Collected in 1982	<b>105,702.38</b>
Garbage and Trash Disposal	<b>77,295.00</b>	Public Works		Cancelled, Abated or Adjusted 1982	
Public Buildings and Grounds	<b>53,050.00</b>	Buildings and Grounds		Transfers to Tax Title Liens or Foreclosed	
Other Public Works	<b>49,545.00</b>	Library and Education		Balance December 31, 1982	<b>879.82</b>
HEALTH and WELFARE		Conservation		TAX TITLE LIENS OUTSTANDING	
Health Services Except Environmental	<b>5,175.00</b>	All Other		Balance January 1, 1982	<b>3,273.07</b>
Welfare-Public Assistance	<b>1,200.00</b>	CAPITAL DEBT AUTHORIZED, DECEMBER 31, 1982		Transfer From Taxes	
Hospitals, Clinics, First Aid	<b>2,200.00</b>	ISSUED AND UNISSUED GROSS DEBT		Redeemed in 1982	<b>3,212.98</b>
Animal, Insect, & Rodent Control	<b>2,200.00</b>	School <b>182,388</b>		Cancelled, Abated or Adjusted (1982)	
Other Welfare Services		Self-liquidating <b>11,400</b>		Transfers to Foreclosed Property	
RECREATION and CONSERVATION		Other <b>606,100</b>	<b>606,100</b>	Balance December 31, 1982	<b>60.09</b>
Beaches and Boardwalks	<b>119,375.00</b>	Total <b>799,888</b>	<b>606,100</b>	PROPERTY ACQUIRED BY DEED OR	
Parks, Playgrounds, Shade Trees				FORECLOSURE	
Land Reclamation & Conservation	<b>10,500.00</b>	ISSUED AND OUTSTANDING		Balance January 1, 1982	<b>37,575.00</b>
Other Recreational Services		School <b>182,388.22</b>		Transfers From Taxes or Liens	
EDUCATION (excluding schools)		Self-Liquidating	<b>423,750.00</b>	Sale for Cash (1982)	
Libraries	<b>400.00</b>	Other	<b>606,138.22</b>	Cancelled, Abated or Adjusted (1982)	
Other Educational Services		Total	<b>606,138.22</b>	Balance December 31, 1982	<b>37,575.00</b>
STATUTORY EXPENDITURES		EQUALIZED VALUATION BASIS		CURRENT FINANCES DECEMBER 31, 1982	
Pensions & F. I. C. A.	<b>77,435.00</b>	FOR NET DEBT COMPUTATION	<b>128,221,354</b>	ASSETS	
Employee Fringe Benefits	<b>51,000.00</b>	REAL PROPERTY VALUATIONS		Cash Dec. 31, 1982	<b>917,202.91</b>
Other Statutory Expenditures	<b>9,000.00</b>	Code Class # of Parcels % VAL'N		Taxes Receivable	<b>140,797.17</b>
CETA And Other Public Employment Programs		1 Vacant Land <b>179 5.23</b>	<b>3,884,945.00</b>	Tax Title Liens	<b>60.09</b>
MUNICIPAL FUNCTIONS TOTAL	<b>1,211,913.15</b>	2 Residential <b>1463 76.29</b>	<b>56,707,785.00</b>	Foreclosed Property	<b>37,575.00</b>
CAPITAL IMPROVEMENTS *MEMO*		3 Farm		Emergencies & Other Deferred Charges	<b>48,000.00</b>
DEBT SERVICE		4a Commercial <b>113 14.82</b>	<b>11,015,180.00</b>	State and Federal Aid Receivable	<b>1,614.19</b>
Principal Payments	<b>20,000.00</b>	4b Industrial		Other Receivables	<b>40,365.83</b>
Interest Payments	<b>35,146.06</b>	4c Apartments <b>15 3.67</b>	<b>2,724,900.00</b>	Total	<b>1,185,615.19</b>
DEFERRED CHARGES	<b>14,311.00</b>	Total <b>1770</b>	<b>74,332,810.00</b>	LIABILITIES, RESERVES, AND SURPLUS	
SCHOOL, COUNTY, SPECIAL DISTRICT TAXES	<b>1,209,154.97</b>	Land Area <b>.71</b> Sq. Miles	<b>74,756,768</b>	Cash Liabilities	<b>480,056.37</b>
RESERVE FOR UNCOLLECTED TAXES	<b>165,950.00</b>	Net Valuation Taxable-Municipal	<b>133,797,930</b>	Reserves for Receivables	<b>218,798.09</b>
EXPENDITURES TOTAL	<b>2,656,475.18</b>	Net Valuation Taxable-County	<b>148,733,635</b>	Surplus Dec. 31, 1982	<b>486,760.73</b>
		State Equalized Valuation	<b>50.12</b>	Total	<b>1,185,615.19</b>
		State Equalization Ratio			



1345

Population 1980 2,962  
 Population 1982 2,937  
 S & P Rating  
 Moody Rating

General Tax Rate Per \$100.  
 5.04  
 State Equalized Tax Rate  
 2.73

**SHREWSBURY BORO. - MONMOUTH CO.**  
**Form of Government:**  
**Borough Council**  
**Number of Members on Governing Body - 6**

PER CAPITA:  
 Gross Debt 1,208.13  
 Net Debt 602.09  
 Debt Service 40.73  
 Total Tax Levy 1,169.47  
 Municipal Expenditures 473.71

PER CENT:  
 Gross Debt 3.03  
 Net Debt 1.51  
 Tax Levy Collected 97.77  
 Tax Levy Cancelled, Abated or Adjusted

EXPENDITURES		REVENUES-REALIZED		1982 PROPERTY TAX	
<b>GENERAL GOVERNMENT</b>				<b>STATE EQUALIZED TAX RATE</b>	
Governing Body & Public Boards		1982 Property Taxes Collected	3,342,827.34	Local District School Taxes .81	1,003,280.00
Municipal Clerk		1982 Payments in Lieu of Taxes		Regional & Consolidated School Tax .78	967,092.64
Financial Administration	5,450.00	Delinquent Tax & Lien Collections	85,355.54	School Taxes in Municipal Budget	
Assessment of Taxes	62,768.00	Business Personalty Replacement Taxes	88,329.76	County Taxes .53	657,254.95
Collection of Taxes	27,864.00	Taxes from Public Utilities	219,867.00	County Library Taxes .02	25,263.17
Planning, Housing & Development	37,150.00	Other Miscellaneous Tax Revenues		Local Municipal Purpose Taxes .60	744,837.27
Human Resources		State Aid Revenues	25,207.43	Veteran & Senior Citizen Taxes	27,725.00
Elections		Federal Aid Revenues	23,260.00	Total Taxes for Rate Computation 2.74	3,425,453.03
General Administration (other)	170,100.95	State and Local Fiscal Assistance Act Utilized		Special District Taxes	
<b>JUDICIARY</b>		Sole of Acquired Property	204,401.63	Bank Corp. Taxes	15,488.07
Municipal Courts	23,719.00	Other Miscellaneous Revenues	3,989,248.70	Added and Omitted Taxes	21,510.56
<b>PUBLIC SAFETY</b>		Total	4,169,248.70	Total Taxes Levied - ABSTRACT	3,434,726.66
Fire Protection	33,357.00	Prior Years Surplus Appropriated	180,000.00	Total Taxes Billed	3,419,238.59
Police Protection	345,130.00	REVENUES TOTAL	374,547.16	1982 TAXES COLLECTED	3,342,827.34
Civil Defense & Disaster Control		Reserve For Uncollected Taxes	137,924.00	1982 Taxes Cancelled, Abated or Adjusted	
Environmental Inspection & Control	14,165.00	CAPITAL OUTLAY TOTAL		Transfer to Tax Title Liens or Foreclosed	
Other Public Safety				Balance Outstanding Dec. 31, 1982	76,411.25
<b>PUBLIC WORKS</b>				<b>PRIOR YEARS TAXES OUTSTANDING</b>	
Streets and Drainage	152,122.00	Public Enterprises		Balance January 1, 1982	73,717.22
Sewers and Sewage Processing	520.00	Recreation—Culture	1,786.00	Collected in 1982	73,717.22
Gorbage and Trash Disposol	40,933.00	Public Works	297,769.16	Cancelled, Abated or Adjusted 1982	
Public Buildings and Grounds	2,292.00	Buildings and Grounds	74,992.00	Transfers to Tax Title Liens or Foreclosed	
Other Public Works	27,315.00	Library and Education		Balance December 31, 1982	
<b>HEALTH and WELFARE</b>		Conservation		<b>TAX TITLE LIENS OUTSTANDING</b>	
Health Services Except Environmental	9,306.00	All Other		Balance January 1, 1982	16,039.42
Welfare-Public Assistance	3,081.00	CAPITAL DEBT AUTHORIZED, DECEMBER 31, 1982		Transfer From Taxes	
Hospitals, Clinics, First Aid		ISSUED AND UNISSUED		Redeemed in 1982	11,638.32
Animal, Insect, & Rodent Control		School	1,779,946	Cancelled, Abated or Adjusted (1982)	
Other Welfare Services		Self-liquidating		Transfers to Foreclosed Property	
<b>RECREATION and CONSERVATION</b>		Other	1,768,325	Balance December 31, 1982	4,401.10
Beaches and Boardwalks		Total	3,548,271	<b>PROPERTY ACQUIRED BY DEED OR FORECLOSURE</b>	
Parks, Playgrounds, Shode Trees	2,980.00	ISSUED AND OUTSTANDING		Balance January 1, 1982	
Land Reclamation & Conservation	375.00	School	1,779,946.82	Transfers From Taxes or Liens	
Other Recreational Services		Self-Liquidating		Sole for Cosh (1982)	
<b>EDUCATION (excluding schools)</b>		Other	569,000.00	Cancelled, Abated or Adjusted (1982)	
Libraries	1,250.00	Total	2,748,946.82	Balance December 31, 1982	
Other Educational Services		EQUALIZED VALUATION BASIS		<b>CURRENT FINANCES DECEMBER 31, 1982</b>	
<b>STATUTORY EXPENDITURES</b>		FOR NET DEBT COMPUTATION	117,038,320	<b>ASSETS</b>	
Pensions & F. I. C. A.	54,507.00	REAL PROPERTY VALUATIONS		Cosh Dec. 31, 1982	1,139,223.40
Employee Fringe Benefits	47,700.00	Code Class # of Parcels % VAL'N		Taxes Receivable	76,411.24
Other Statutory Expenditures	8,200.00	1 Vacant Land 99 4.34	2,889,800.00	Tax Title Liens	4,401.11
<b>CETA And Other Public Employment Programs</b>		2 Residential 960 61.52	40,522,200.00	Foreclosed Property	
<b>MUNICIPAL FUNCTIONS TOTAL</b>	1,110,284.95	3 Farm 8 .66	435,700.00	Emergencies & Other Deferred Chorges	76,250.00
<b>CAPITAL IMPROVEMENTS *MEMO*</b>	15,000.00	4a Commercial 132 33.48	22,270,100.00	State and Federal Aid Receivable	
<b>DEBT SERVICE</b>		4b Industrial		Other Receivables	352,686.66
Principal Payments	55,000.00	4c Apartments		Total	1,648,972.41
Interest Payments	64,635.00	Total 1199	66,517,800.00	<b>LIABILITIES, RESERVES, AND SURPLUS</b>	
<b>DEFERRED CHARGES</b>	23,448.32	Land Area 2.30 Sq. Miles		Cosh Liabilities	833,374.05
<b>SCHOOL, COUNTY, SPECIAL DISTRICT TAXES</b>	2,652,890.76	Net Valuation Taxable-Municipal	67,392,296	Reserves for Receivables	433,499.01
<b>RESERVE FOR UNCOLLECTED TAXES</b>	137,924.00	Net Valuation Taxable-County	126,651,236	Surplus Dec. 31, 1982	382,099.35
<b>EXPENDITURES TOTAL</b>	4,044,183.03	State Equalized Valuation	123,827,916	Total	1,648,972.41
		State Equalization Ratio	54.10		

1346

Population 1980 995  
 Population 1982 982  
 S & P Rating  
 Moody Rating A

General Tax Rate Per \$100.

4.79  
 State Equalized Tax Rate  
 5.02

## SHREWSBURY TWP. - MONMOUTH CO.

## Form of Government:

## Township Committee

## Number of Members on Governing Body - 3

## PER CAPITA:

Gross Debt 74.64  
 Net Debt 71.44  
 Debt Service 19.94  
 Total Tax Levy 248.43  
 Municipal Expenditures 284.26

## PER CENT:

Gross Debt 1.89  
 Net Debt 1.80  
 Tax Levy Collected 100.00  
 Tax Levy Cancelled, Abated or Adjusted

EXPENDITURES		REVENUES-REALIZED		1982 PROPERTY TAX	
GENERAL GOVERNMENT				STATE EQUALIZED TAX RATE	
Governing Body & Public Boards		1982 Property Taxes Collected	243,959.28	Local District School Taxes	
Municipal Clerk		1982 Payments in Lieu of Taxes		Regional & Consolidated School Tax	1.63 79,377.37
Financial Administration	8,350.00	Delinquent Tax & Lien Collections		School Taxes in Municipal Budget	
Assessment of Taxes	250.00	Business Personalty Replacement Taxes	749.00	County Taxes	.56 27,372.96
Collection of Taxes	250.00	Taxes from Public Utilities	20,716.00	County Library Taxes	.02 1,048.95
Planning, Housing & Development		Other Miscellaneous Tax Revenues		Local Municipal Purpose Taxes	2.80 136,160.00
Human Resources		State Aid Revenues	86,616.84	Veteran & Senior Citizen Taxes	
Elections	1,056.41	Federal Aid Revenues		Total Taxes for Rate Computation	5.01 243,959.28
General Administration (other)	106,256.54	State and Local Fiscal Assistance Act Utilized	6,840.00	Special District Taxes	
JUDICIARY		Sale of Acquired Property		Bank Corp. Taxes	
Municipal Courts	4,400.00	Other Miscellaneous Revenues	25,240.23	Added and Omitted Taxes	
PUBLIC SAFETY		Total	384,121.35	Total Taxes Levied - ABSTRACT	243,959.28
Fire Protection	2,550.00	Prior Years Surplus Appropriated	35,000.00	Total Taxes Billed	243,959.28
Police Protection	1,250.00	REVENUES TOTAL	419,121.35	1982 TAXES COLLECTED	243,959.28
Civil Defense & Disaster Control	500.00	Reserve For Uncollected Taxes		1982 Taxes Cancelled, Abated or Adjusted	
Environmental Inspection & Control	50.00			Transfer to Tax Title Liens or Foreclosed	
Other Public Safety				Balance Outstanding Dec. 31, 1982	
PUBLIC WORKS		CAPITAL OUTLAY TOTAL		PRIOR YEARS TAXES OUTSTANDING	
Streets and Drainage	41,422.34	Public Enterprises		Balance January 1, 1982	
Sewers and Sewage Processing	28,012.00	Recreation—Culture		Collected in 1982	
Garbage and Trash Disposal	26,967.80	Public Works		Cancelled, Abated or Adjusted 1982	
Public Buildings and Grounds	12,000.00	Buildings and Grounds		Transfers to Tax Title Liens or Foreclosed	
Other Public Works		Library and Education		Balance December 31, 1982	
HEALTH and WELFARE		Conservation		TAX TITLE LIENS OUTSTANDING	
Health Services Except Environmental	6,473.00	All Other		Balance January 1, 1982	
Welfare-Public Assistance	500.00			Transfer From Taxes	
Hospitals, Clinics, First Aid		CAPITAL DEBT AUTHORIZED, DECEMBER 31, 1982		Redeemed in 1982	
Animal, Insect, & Rodent Control		ISSUED AND UNISSUED GROSS DEBT NET DEBT		Cancelled, Abated or Adjusted (1982)	
Other Welfare Services		School 3,149		Transfers to Foreclosed Property	
RECREATION and CONSERVATION		Self-liquidating 70,150	70,150	Balance December 31, 1982	
Beaches and Boardwalks		Other 73,299	70,150	PROPERTY ACQUIRED BY DEED OR FORECLOSURE	
Parks, Playgrounds, Shade Trees	3,000.00	Total		Balance January 1, 1982	
Land Reclamation & Conservation				Transfers From Taxes or Liens	
Other Recreational Services	1,271.25	ISSUED AND OUTSTANDING		Sale for Cash (1982)	
EDUCATION (excluding schools)		School 3,149.01	3,149.01	Cancelled, Abated or Adjusted (1982)	
Libraries		Self-liquidating 15,800.00	18,949.01	Balance December 31, 1982	
Other Educational Services		Other 18,949.01		CURRENT FINANCES DECEMBER 31, 1982	
STATUTORY EXPENDITURES		EQUALIZED VALUATION BASIS		ASSETS	
Pensions & F. I. C. A.	7,025.20	FOR NET DEBT COMPUTATION	3,888,116	Cash Dec. 31, 1982	99,647.89
Employee Fringe Benefits		REAL PROPERTY VALUATIONS		Taxes Receivable	
Other Statutory Expenditures	500.76	Code Class # of Parcels % VAL'N ASSESSED VALUATION		Tax Title Liens	
CETA And Other Public Employment Programs		1 Vacant Land 1 2.54 125,000.00		Foreclosed Property	
MUNICIPAL FUNCTIONS TOTAL	252,085.30	2 Residential		Emergencies & Other Deferred Charges	6,042.44
CAPITAL IMPROVEMENTS *MEMO*	3,000.00	3 Farm		State and Federal Aid Receivable	
DEBT SERVICE		4a Commercial		Other Receivables	400.00
Principal Payments	16,000.00	4b Industrial		Total	106,090.33
Interest Payments	3,577.50	4c Apartments 2 97.46 4,800,000.00		LIABILITIES, RESERVES, AND SURPLUS	
		Total 3 4,925,000.00		Cash Liabilities	45,468.26
DEFERRED CHARGES	7,480.30	Land Area .09 Sq. Miles		Reserves for Receivables	400.00
SCHOOL, COUNTY, SPECIAL DISTRICT TAXES	107,799.28	Net Valuation Taxable-Municipal	5,090,906	Surplus Dec. 31, 1982	60,222.07
RESERVE FOR UNCOLLECTED TAXES		Net Valuation Taxable-County	5,111,986	Total	106,090.33
EXPENDITURES TOTAL	386,942.38	State Equalized Valuation	4,868,475		
		State Equalization Ratio	104.73		



0431

Population 1980 5,900  
 Population 1982 5,922  
 S & P Rating  
 Moody Rating **BAAL**

General Tax Rate Per \$100.

7.10

State Equalized Tax Rate

3.38

**SOMERDALE BOROUGH - CAMDEN CO.****Form of Government:****Borough Council****Number of Members on Governing Body - 6****PER CAPITA:**

Gross Debt 357.54  
 Net Debt 236.69  
 Debt Service 34.11  
 Total Tax Levy 475.02  
 Municipal Expenditures 200.43

**PER CENT:**

Gross Debt 2.75  
 Net Debt 1.82  
 Tax Levy Collected 96.36  
 Tax Levy Cancelled, Abated or Adjusted

EXPENDITURES		REVENUES-REALIZED		1982 PROPERTY TAX	
<b>GENERAL GOVERNMENT</b>		<b>1982 Property Taxes Collected</b>		<b>STATE EQUALIZED TAX RATE</b>	
Governing Body & Public Boards			2,686,752.83	Local District School Taxes .96	787,529.00
Municipal Clerk				Regional & Consolidated School Tax .66	540,517.68
Financial Administration	28,800.00			School Taxes in Municipal Budget	
Assessment of Taxes	5,580.00			County Taxes 1.15 *	942,794.93
Collection of Taxes	10,392.16			County Library Taxes .03	21,754.00
Planning, Housing & Development	4,550.00			Local Municipal Purpose Taxes .59	480,000.00
Human Resources				Veteran & Senior Citizen Taxes	65,150.00
Elections	2,833.34			Total Taxes for Rate Computation 3.39	2,837,745.61
General Administration (other)	205,362.91			Special District Taxes	
<b>JUDICIARY</b>				Bank Corp. Taxes	3,958.63
Municipal Courts	14,695.00			Added and Omitted Taxes	36,527.44
<b>PUBLIC SAFETY</b>				Total Taxes Levied - ABSTRACT	2,813,081.68
Fire Protection	40,631.26			Total Taxes Billed	2,788,244.17
Police Protection	206,056.13			1982 TAXES COLLECTED	2,686,752.83
Civil Defense & Disaster Control	50.00			1982 Taxes Cancelled, Abated or Adjusted	
Environmental Inspection & Control	6,762.38			Transfer to Tax Title Liens or Foreclosed	
Other Public Safety				Balance Outstanding Dec. 31, 1982	101,491.34
<b>PUBLIC WORKS</b>				<b>PRIOR YEARS TAXES OUTSTANDING</b>	
Streets and Drainage	107,375.83			Balance January 1, 1982	50,378.50
Sewers and Sewage Processing				Collected in 1982	48,712.10
Garbage and Trash Disposal	84,295.81			Cancelled, Abated or Adjusted 1982	
Public Buildings and Grounds	5,600.00			Transfers to Tax Title Liens or Foreclosed	
Other Public Works	23,165.10			Balance December 31, 1982	1,666.40
<b>HEALTH and WELFARE</b>				<b>TAX TITLE LIENS OUTSTANDING</b>	
Health Services Except Environmental	1,635.00			Balance January 1, 1982	45,967.63
Welfare-Public Assistance	9,700.00			Transfer From Taxes	
Hospitals, Clinics, First Aid				Redeemed in 1982	34,248.71
Animal, Insect, & Rodent Control				Cancelled, Abated or Adjusted (1982)	
Other Welfare Services				Transfers to Foreclosed Property	
<b>RECREATION and CONSERVATION</b>				Balance December 31, 1982	11,718.92
Beaches and Boardwalks				<b>PROPERTY ACQUIRED BY DEED OR FORECLOSURE</b>	
Parks, Playgrounds, Shade Trees				Balance January 1, 1982	19,750.00
Land Reclamation & Conservation	350.00			Transfers From Taxes or Liens	
Other Recreational Services	6,240.00			Sale for Cash (1982)	
<b>EDUCATION (excluding schools)</b>				Cancelled, Abated or Adjusted (1982)	
Libraries	8,290.00			Balance December 31, 1982	19,750.00
Other Educational Services				<b>CURRENT FINANCES DECEMBER 31, 1982</b>	
<b>STATUTORY EXPENDITURES</b>				<b>ASSETS</b>	
Pensions & F. I. C. A.	42,218.34			Cash Dec. 31, 1982	340,196.45
Employee Fringe Benefits				Taxes Receivable	103,157.74
Other Statutory Expenditures	6,058.75			Tax Title Liens	11,718.92
<b>CETA And Other Public Employment Programs</b>				Foreclosed Property	19,750.00
<b>MUNICIPAL FUNCTIONS</b>				Emergencies & Other Deferred Charges	26,000.00
<b>CAPITAL IMPROVEMENTS</b>				State and Federal Aid Receivable	
<b>DEBT SERVICE</b>				Other Receivables	93,572.94
Principal Payments	105,340.16			Total	594,396.05
Interest Payments	56,640.14			<b>LIABILITIES, RESERVES, AND SURPLUS</b>	
<b>DEFERRED CHARGES</b>				Cash Liabilities	110,606.54
SCHOOL, COUNTY, SPECIAL DISTRICT TAXES	17,313.85			Reserves for Receivables	228,189.60
RESERVE FOR UNCOLLECTED TAXES	2,252,595.61			Surplus Dec. 31, 1982	255,599.91
<b>EXPENDITURES</b>				Total	594,396.05
<b>TOTAL</b>	<b>3,479,535.77</b>				

**REVENUES-REALIZED**

1982 Property Taxes Collected 2,686,752.83  
 1982 Payments in Lieu of Taxes  
 Delinquent Tax & Lien Collections 82,960.81  
 Business Personality Replacement Taxes 30,751.35  
 Taxes from Public Utilities 350,118.47  
 Other Miscellaneous Tax Revenues  
 State Aid Revenues 129,897.27  
 Federal Aid Revenues  
 State and Local Fiscal Assistance Act Utilized 32,191.00  
 Sale of Acquired Property  
 Other Miscellaneous Revenues 84,274.61  
 Total 3,396,946.34  
 Prior Years Surplus Appropriated 100,000.00  
 REVENUES TOTAL 3,496,946.34  
 Reserve for Uncollected Taxes 137,000.00

**CAPITAL OUTLAY****TOTAL**

Public Enterprises 4,382.08  
 Recreation—Culture 12,750.18  
 Public Works 135,478.09  
 Buildings and Grounds 81,704.91  
 Library and Education  
 Conservation  
 All Other

**CAPITAL DEBT AUTHORIZED, DECEMBER 31, 1982**

ISSUED AND UNISSUED	GROSS DEBT	NET DEBT
School	540,171	
Self-liquidating	142,800	
Other	1,434,380	1,401,680
Total	2,117,352	1,401,680

**ISSUED AND OUTSTANDING**

School	236,905.98
Self-Liquidating	
Other	1,134,551.00
Total	1,371,456.98

**EQUALIZED VALUATION BASIS****FOR NET DEBT COMPUTATION****REAL PROPERTY VALUATIONS**

Code	Class	# of Parcels	% VAL'N	ASSESSED VALUATION
1	Vacant Land	202	2.30	892,880.00
2	Residential	1545	73.48	28,465,560.00
3	Farm			
4a	Commercial	104	11.69	4,528,575.00
4b	Industrial	41	5.90	2,286,075.00
4c	Apartment	7	6.63	2,567,100.00
Total		1899		38,740,190.00

Land Area 1.36 Sq. Miles

Net Valuation Taxable-Municipal 39,050,380  
 Net Valuation Taxable-County 80,422,937  
 State Equalized Valuation 81,697,144  
 State Equalization Ratio 47.60

**1982 PROPERTY TAX**

Local District School Taxes .96 787,529.00  
 Regional & Consolidated School Tax .66 540,517.68  
 School Taxes in Municipal Budget  
 County Taxes 1.15 \* 942,794.93  
 County Library Taxes .03 21,754.00  
 Local Municipal Purpose Taxes .59 480,000.00  
 Veteran & Senior Citizen Taxes 65,150.00  
 Total Taxes for Rate Computation 3.39 2,837,745.61  
 Special District Taxes  
 Bank Corp. Taxes 3,958.63  
 Added and Omitted Taxes 36,527.44  
 Total Taxes Levied - ABSTRACT 2,813,081.68  
 Total Taxes Billed 2,788,244.17  
 1982 TAXES COLLECTED 2,686,752.83  
 1982 Taxes Cancelled, Abated or Adjusted  
 Transfer to Tax Title Liens or Foreclosed  
 Balance Outstanding Dec. 31, 1982 101,491.34

**PRIOR YEARS TAXES OUTSTANDING**

Balance January 1, 1982 50,378.50  
 Collected in 1982 48,712.10  
 Cancelled, Abated or Adjusted 1982  
 Transfers to Tax Title Liens or Foreclosed  
 Balance December 31, 1982 1,666.40

**TAX TITLE LIENS OUTSTANDING**

Balance January 1, 1982 45,967.63  
 Transfer From Taxes  
 Redeemed in 1982 34,248.71  
 Cancelled, Abated or Adjusted (1982)  
 Transfers to Foreclosed Property  
 Balance December 31, 1982 11,718.92

**PROPERTY ACQUIRED BY DEED OR FORECLOSURE**

Balance January 1, 1982 19,750.00  
 Transfers From Taxes or Liens  
 Sale for Cash (1982)  
 Cancelled, Abated or Adjusted (1982)  
 Balance December 31, 1982 19,750.00

**CURRENT FINANCES DECEMBER 31, 1982**

**ASSETS**  
 Cash Dec. 31, 1982 340,196.45  
 Taxes Receivable 103,157.74  
 Tax Title Liens 11,718.92  
 Foreclosed Property 19,750.00  
 Emergencies & Other Deferred Charges 26,000.00  
 State and Federal Aid Receivable  
 Other Receivables 93,572.94  
 Total 594,396.05

**LIABILITIES, RESERVES, AND SURPLUS**

Cash Liabilities 110,606.54  
 Reserves for Receivables 228,189.60  
 Surplus Dec. 31, 1982 255,599.91  
 Total 594,396.05

Population 1980 **10,330**  
 Population 1982 **10,297**  
 S & P Rating  
 Moody Rating

General Tax Rate Per \$100.

**3.15**

State Equalized Tax Rate

**2.18****SOMERS POINT CITY - ATLANTIC COUNTY****Form of Government:****City Charter Act (P.L. 1897 c. 30)****Number of Members on Governing Body - 7****PER CAPITA:**

Gross Debt **154.42**  
 Net Debt **75.96**  
 Debt Service **31.68**  
 Total Tax Levy **590.72**  
 Municipal Expenditures **266.75**

**PER CENT:**

Gross Debt **.64**  
 Net Debt **.32**  
 Tax Levy Collected **94.34**  
 Tax Levy Cancelled, Abated or Adjusted **.59**

EXPENDITURES		REVENUES-REALIZED		1982 PROPERTY TAX	
<b>GENERAL GOVERNMENT</b>				<b>STATE EQUALIZED TAX RATE</b> →	
Governing Body & Public Boards		1982 Property Taxes Collected	<b>5,747,592.42</b>	Local District School Taxes	<b>.75</b> 2,077,491.20
Municipal Clerk		1982 Payments in Lieu of Taxes		Regional & Consolidated School Tax	<b>.42</b> 1,155,443.13
Financial Administration	<b>43,873.19</b>	Delinquent Tax & Lien Collections	<b>293,352.63</b>	School Taxes in Municipal Budget	<b>.05</b> 140,261.00
Assessment of Taxes	<b>19,671.00</b>	Business Personalty Replacement Taxes	<b>82,198.68</b>	County Taxes	<b>.43</b> * 1,193,830.12
Collection of Taxes	<b>27,212.00</b>	Taxes from Public Utilities	<b>586,490.00</b>	County Library Taxes	<b>.03</b> 71,225.75
Planning, Housing & Development	<b>5,019.20</b>	Other Miscellaneous Tax Revenues		Local Municipal Purpose Taxes	<b>.51</b> 1,423,455.38
Human Resources		State Aid Revenues	<b>93,519.05</b>	Veteran & Senior Citizen Taxes	132,350.00
Elections	<b>3,810.54</b>	Federal Aid Revenues		Total Taxes for Rate Computation	<b>2.15</b> 6,194,056.58
General Administration (other)	<b>239,777.60</b>	State and Local Fiscal Assistance Act Utilized	<b>70,728.00</b>	Special District Taxes	
<b>JUDICIARY</b>		Sale of Acquired Property		Bank Corp. Taxes	1,753.01
Municipal Courts	<b>36,700.00</b>	Other Miscellaneous Revenues	<b>238,827.25</b>	Added and Omitted Taxes	19,193.22
<b>PUBLIC SAFETY</b>		Total	<b>7,112,708.03</b>	Total Taxes Levied - ABSTRACT	6,082,652.81
Fire Protection	<b>80,495.00</b>	Prior Years Surplus Appropriated		Total Taxes Billed	6,092,581.81
Police Protection	<b>719,452.95</b>	REVENUES TOTAL	<b>7,112,708.03</b>	1982 TAXES COLLECTED	5,747,592.42
Civil Defense & Disaster Control	<b>1,900.00</b>	Reserve For Uncollected Taxes	<b>325,099.13</b>	1982 Taxes Cancelled, Abated or Adjusted	35,951.09
Environmental Inspection & Control	<b>33,910.00</b>	CAPITAL OUTLAY TOTAL	<b>151,152.49</b>	Transfer to Tax Title Liens or Foreclosed	26,069.80
Other Public Safety		Public Enterprises		Balance Outstanding Dec. 31, 1982	282,968.50
<b>PUBLIC WORKS</b>		Recreation—Culture		<b>PRIOR YEARS TAXES OUTSTANDING</b>	
Streets and Drainage	<b>305,734.09</b>	Public Works	<b>48,497.65</b>	Balance January 1, 1982	275,262.23
Sewers and Sewage Processing	<b>8,550.00</b>	Buildings and Grounds	<b>102,654.84</b>	Collected in 1982	246,928.12
Garbage and Trash Disposal	<b>161,000.00</b>	Library and Education		Cancelled, Abated or Adjusted 1982	3,608.10
Public Buildings and Grounds	<b>45,708.96</b>	Conservation		Transfers to Tax Title Liens or Foreclosed	18,652.00
Other Public Works	<b>42,000.00</b>	All Other		Balance December 31, 1982	6,074.01
<b>HEALTH and WELFARE</b>		CAPITAL DEBT AUTHORIZED, DECEMBER 31, 1982		<b>TAX TITLE LIENS OUTSTANDING</b>	
Health Services Except Environmental		ISSUED AND UNISSUED GROSS DEBT NET DEBT		Balance January 1, 1982	31,483.36
Welfare-Public Assistance	<b>3,920.00</b>	School	<b>807,856</b>	Transfer From Taxes	47,632.65
Hospitals, Clinics, First Aid		Self-liquidating		Redeemed in 1982	46,424.51
Animal, Insect, & Rodent Control	<b>3,500.00</b>	Other	<b>782,200</b>	Cancelled, Abated or Adjusted (1982)	
Other Welfare Services		Total	<b>1,590,056</b>	Transfers to Foreclosed Property	
<b>RECREATION and CONSERVATION</b>		ISSUED AND OUTSTANDING		Balance December 31, 1982	32,691.50
Beaches and Boardwalks	<b>5,250.00</b>	School	<b>807,856.35</b>	<b>PROPERTY ACQUIRED BY DEED OR FORECLOSURE</b>	
Parks, Playgrounds, Shade Trees	<b>25,600.00</b>	Self-Liquidating		Balance January 1, 1982	13,412.50
Land Reclamation & Conservation		Other	<b>778,000.00</b>	Transfers From Taxes or Liens	
Other Recreational Services		Total	<b>1,585,856.35</b>	Sale for Cash (1982)	
<b>EDUCATION (excluding schools)</b>		EQUALIZED VALUATION BASIS		Cancelled, Abated or Adjusted (1982)	
Libraries	<b>34,440.00</b>	FOR NET DEBT COMPUTATION	<b>246,734,642</b>	Balance December 31, 1982	13,412.50
Other Educational Services		REAL PROPERTY VALUATIONS		<b>CURRENT FINANCES DECEMBER 31, 1982</b>	
<b>STATUTORY EXPENDITURES</b>		Code Class # of Parcels % VAL'N ASSESSED VALUATION		ASSETS	
Pensions & F. I. C. A.	<b>128,600.00</b>	1 Vacant Land 502 2.34	<b>4,421,900.00</b>	Cash Dec. 31, 1982	654,093.80
Employee Fringe Benefits	<b>62,733.00</b>	2 Residential 3333 67.95	<b>128,282,800.00</b>	Taxes Receivable	289,042.51
Other Statutory Expenditures	<b>9,500.00</b>	3 Farm		Tax Title Liens	32,691.50
CETA And Other Public Employment Programs		4a Commercial 192 19.09	<b>36,038,300.00</b>	Foreclosed Property	13,412.50
<b>MUNICIPAL FUNCTIONS TOTAL</b>	<b>2,048,357.53</b>	4b Industrial		Emergencies & Other Deferred Charges	59,029.58
<b>CAPITAL IMPROVEMENTS *MEMO*</b>	<b>8,002.60</b>	4c Apartments 26 10.62	<b>20,043,900.00</b>	State and Federal Aid Receivable	23,171.97
<b>DEBT SERVICE</b>		Total 4053	<b>188,786,900.00</b>	Other Receivables	25,078.16
Principal Payments	<b>238,800.00</b>	Land Area 4.08 Sq. Miles		Total	1,096,520.02
Interest Payments	<b>87,378.30</b>	Net Valuation Taxable-Municipal	<b>192,741,215</b>	<b>LIABILITIES, RESERVES, AND SURPLUS</b>	
<b>TYPE I SCHL DEBT *MEMO</b>	<b>153,113.00</b>	Net Valuation Taxable-County	<b>267,842,308</b>	Cash Liabilities	374,027.69
DEFERRED CHARGES	<b>47,126.19</b>	State Equalized Valuation	<b>276,649,534</b>	Reserves for Receivables	360,224.67
SCHOOL, COUNTY, SPECIAL DISTRICT TAXES	<b>4,638,251.20</b>	State Equalization Ratio	<b>69.23</b>	Surplus Dec. 31, 1982	362,267.66
RESERVE FOR UNCOLLECTED TAXES	<b>325,099.13</b>			Total	1,096,520.02
<b>EXPENDITURES TOTAL</b>	<b>7,385,012.35</b>				



1818

Population 1980 **11,973**  
 Population 1982 **11,850**  
 S & P Rating  
 Maady Rating **A1**

General Tax Rate Per \$100. **5.08**  
 State Equalized Tax Rate **3.01**

**SOMERVILLE BOROUGH - SOMERSET CO.**  
**Form of Government:**  
**Borough Council**  
**Number of Members on Governing Body - 6**

PER CAPITA:  
 Grass Debt **558.79**  
 Net Debt **319.64**  
 Debt Service **43.20**  
 Total Tax Levy **725.53**  
 Municipal Expenditures **382.26**

PER CENT:  
 Grass Debt **2.58**  
 Net Debt **1.47**  
 Tax Levy Collected **94.75**  
 Tax Levy Cancelled, Abated or Adjusted **.01**

EXPENDITURES		REVENUES-REALIZED		1982 PROPERTY TAX	
<b>GENERAL GOVERNMENT</b>				<b>STATE EQUALIZED TAX RATE</b>	
Governing Body & Public Boards		1982 Property Taxes Collected	<b>8,129,292.59</b>	Local District School Taxes	<b>1.84</b>
Municipal Clerk		1982 Payments in Lieu of Taxes		Regional & Consolidated School Tax	<b>5,233,838.52</b>
Financial Administration	<b>42,630.00</b>	Delinquent Tax & Lien Collections	<b>360,560.33</b>	School Taxes in Municipal Budget	
Assessment of Taxes	<b>19,291.00</b>	Business Personalty Replacement Taxes	<b>252,385.28</b>	County Taxes	<b>.47</b>
Collection of Taxes	<b>27,441.02</b>	Taxes from Public Utilities	<b>520,096.00</b>	County Library Taxes	
Planning, Housing & Development	<b>28,298.00</b>	Other Miscellaneous Tax Revenues		Local Municipal Purpose Taxes	<b>.70</b>
Human Resources		State Aid Revenues	<b>180,014.84</b>	Veteran & Senior Citizen Taxes	<b>98,300.00</b>
Elections	<b>3,407.09</b>	Federal Aid Revenues		Total Taxes for Rate Computation	<b>3.01</b>
General Administration (other)	<b>521,818.79</b>	State and Local Fiscal Assistance Act Utilized	<b>136,156.00</b>	Special District Taxes	
<b>JUDICIARY</b>		Sale of Acquired Property		Bank Corp. Taxes	<b>28,051.29</b>
Municipal Courts	<b>26,948.78</b>	Other Miscellaneous Revenues	<b>569,351.34</b>	Added and Omitted Taxes	<b>28,286.49</b>
<b>PUBLIC SAFETY</b>		Total	<b>10,547,856.38</b>	Total Taxes Levied - ABSTRACT	<b>8,597,544.73</b>
Fire Protection	<b>121,295.96</b>	Prior Years Surplus Appropriated	<b>364,000.00</b>	Total Taxes Billed	<b>8,579,760.16</b>
Police Protection	<b>1,138,040.00</b>	REVENUES	<b>10,911,856.38</b>	1982 TAXES COLLECTED	<b>8,129,292.59</b>
Civil Defense & Disaster Control	<b>10,925.06</b>	Reserve For Uncollected Taxes	<b>428,005.00</b>	1982 Taxes Cancelled, Abated or Adjusted	<b>1,077.81</b>
Environmental Inspection & Control	<b>47,677.67</b>			Transfer to Tax Title Liens or Foreclosed	<b>21,840.17</b>
Other Public Safety		CAPITAL OUTLAY	<b>357,513.24</b>	Balance Outstanding Dec. 31, 1982	<b>427,549.59</b>
<b>PUBLIC WORKS</b>		TOTAL		<b>PRIOR YEARS TAXES OUTSTANDING</b>	
Streets and Drainage	<b>379,971.25</b>	Public Enterprises		Balance January 1, 1982	<b>337,620.78</b>
Sewers and Sewage Processing	<b>27,550.00</b>	Recreation—Culture	<b>15,462.40</b>	Collected in 1982	<b>334,627.90</b>
Garbage and Trash Disposal	<b>204,683.62</b>	Public Works	<b>240,321.41</b>	Cancelled, Abated or Adjusted 1982	<b>635.93</b>
Public Buildings and Grounds	<b>135,470.38</b>	Buildings and Grounds	<b>141,729.43</b>	Transfers to Tax Title Liens or Foreclosed	<b>1,245.50</b>
Other Public Works		Library and Education		Balance December 31, 1982	<b>1,111.45</b>
<b>HEALTH and WELFARE</b>		Conservation		<b>TAX TITLE LIENS OUTSTANDING</b>	
Health Services Except Environmental	<b>104,327.86</b>	All Other		Balance January 1, 1982	<b>39,451.40</b>
Welfare-Public Assistance	<b>30,895.00</b>			Transfer From Taxes	<b>23,296.41</b>
Hospitals, Clinics, First Aid		CAPITAL DEBT AUTHORIZED, DECEMBER 31, 1982		Redeemed in 1982	<b>25,932.43</b>
Animal, Insect, & Rodent Control	<b>8,501.00</b>	ISSUED AND UNISSUED		Cancelled, Abated or Adjusted (1982)	<b>1,837.62</b>
Other Welfare Services		GROSS DEBT		Transfers to Foreclosed Property	
<b>RECREATION and CONSERVATION</b>		School	<b>2,834,000</b>	Balance December 31, 1982	<b>34,977.76</b>
Beaches and Boardwalks		Self-liquidating		<b>PROPERTY ACQUIRED BY DEED OR FORECLOSURE</b>	
Parks, Playgrounds, Shade Trees	<b>48,121.85</b>	Other	<b>3,787,705</b>	Balance January 1, 1982	<b>4,800.00</b>
Land Reclamation & Conservation		Total	<b>6,621,705</b>	Transfers From Taxes or Liens	
Other Recreational Services	<b>66,508.86</b>			Sale for Cash (1982)	
<b>EDUCATION (excluding schools)</b>		ISSUED AND OUTSTANDING		Cancelled, Abated or Adjusted (1982)	
Libraries	<b>112,000.00</b>	School	<b>2,834,000.00</b>	Balance December 31, 1982	<b>4,800.00</b>
Other Educational Services		Self-Liquidating		<b>CURRENT FINANCES DECEMBER 31, 1982</b>	
<b>STATUTORY EXPENDITURES</b>		Other	<b>3,571,000.00</b>	ASSETS	
Pensions & F. I. C. A.	<b>378,488.03</b>	Total	<b>6,405,000.00</b>	Cash Dec. 31, 1982	<b>574,826.09</b>
Employee Fringe Benefits	<b>99,602.64</b>	EQUALIZED VALUATION BASIS		Taxes Receivable	<b>428,661.04</b>
Other Statutory Expenditures	<b>6,000.00</b>	FOR NET DEBT COMPUTATION	<b>256,990,246</b>	Tax Title Liens	<b>34,977.76</b>
<b>CETA And Other Public Employment Programs</b>		REAL PROPERTY VALUATIONS		Foreclosed Property	<b>4,800.00</b>
<b>MUNICIPAL FUNCTIONS</b>		Code Class # of Parcels % VAL'N		Emergencies & Other Deferred Charges	<b>2,500.86</b>
<b>CAPITAL IMPROVEMENTS *MEMO*</b>	<b>13,000.00</b>	1 Vacant Land 127 1.11	<b>1,751,300.00</b>	State and Federal Aid Receivable	
<b>DEBT SERVICE</b>		2 Residential 2638 61.70	<b>99,252,550.00</b>	Other Receivables	<b>4,476.41</b>
Principal Payments	<b>250,000.00</b>	3 Farm		Total	<b>1,050,242.16</b>
Interest Payments	<b>221,900.00</b>	4a Commercial 368 25.20	<b>40,548,400.00</b>	<b>LIABILITIES, RESERVES, AND SURPLUS</b>	
		4b Industrial 15 3.81	<b>6,135,200.00</b>	Cash Liabilities	<b>95,035.65</b>
		4c Apartments 28 8.18	<b>13,161,600.00</b>	Reserves for Receivables	<b>472,915.21</b>
		Total 3176	<b>160,929,050.00</b>	Surplus Dec. 31, 1982	<b>482,291.30</b>
<b>DEFERRED CHARGES</b>		Land Area 2.30 Sq. Miles		Total	<b>1,050,242.16</b>
<b>SCHOOL, COUNTY, SPECIAL DISTRICT TAXES</b>	<b>6,559,234.05</b>	Net Valuation Taxable-Municipal	<b>168,336,096</b>		
<b>RESERVE FOR UNCOLLECTED TAXES</b>	<b>428,005.00</b>	Net Valuation Taxable-County	<b>278,935,366</b>		
<b>EXPENDITURES</b>		State Equalized Valuation	<b>278,676,403</b>		
<b>TOTAL</b>	<b>11,089,032.91</b>	State Equalization Ratio	<b>59.34</b>		

1220

Population 1980 8,322  
 Population 1982 8,159  
 S & P Rating  
 Moody Rating

General Tax Rate Per \$100.

3.05  
 State Equalized Tax Rate  
 2.02

## SOUTH AMBOY CITY – MIDDLESEX COUNTY

## Form of Government:

Mayor–Council Plan D (OMCL 50)

Number of Members on Governing Body – 5

PER CAPITA:

Gross Debt 438.48  
 Net Debt 351.44  
 Debt Service 61.99  
 Total Tax Levy 363.66  
 Municipal Expenditures 619.41

PER CENT:

Gross Debt 2.55  
 Net Debt 2.04  
 Tax Levy Collected 93.06  
 Tax Levy Cancelled, Abated  
 or Adjusted

EXPENDITURES		REVENUES-REALIZED		1982 PROPERTY TAX	
GENERAL GOVERNMENT				STATE EQUALIZED TAX RATE → 1.53	
Governing Body & Public Boards		1982 Property Taxes Collected	2,759,053.57	Local District School Taxes	2,252,787.03
Municipal Clerk		1982 Payments in Lieu of Taxes		Regional & Consolidated School Tax	
Financial Administration	58,853.63	Delinquent Tax & Lien Collections	152,379.91	School Taxes in Municipal Budget	.01 19,885.76
Assessment of Taxes	16,750.00	Business Personalty Replacement Taxes	57,453.24	County Taxes	.46 682,425.20
Collection of Taxes	35,453.00	Taxes from Public Utilities	3,550,690.00	County Library Taxes	
Planning, Housing & Development	19,300.00	Other Miscellaneous Tax Revenues		Local Municipal Purpose Taxes	
Human Resources		State Aid Revenues	83,804.34	Veteran & Senior Citizen Taxes	126,225.00
Elections	5,000.00	Federal Aid Revenues	11,446.42	Total Taxes for Rate Computation	2.00 3,081,322.99
General Administration (other)	606,801.45	State and Local Fiscal Assistance Act Utilized	199,805.45	Special District Taxes	
JUDICIARY		Sale of Acquired Property		Bank Corp. Taxes	10,696.18
Municipal Courts	40,057.00	Other Miscellaneous Revenues	226,692.88	Added and Omitted Taxes	1,311.05
PUBLIC SAFETY		Total	7,481,325.85	Total Taxes Levied - ABSTRACT	2,967,105.22
Fire Protection	54,650.00	Prior Years Surplus Appropriated	710,413.70	Total Taxes Billed	2,964,799.48
Police Protection	1,039,840.00	REVENUES TOTAL	8,151,739.55	1982 TAXES COLLECTED	2,759,053.57
Civil Defense & Disaster Control	6,500.00	Reserve For Uncollected Taxes	329,931.21	1982 Taxes Cancelled, Abated or Adjusted	
Environmental Inspection & Control	28,649.94	CAPITAL OUTLAY TOTAL	233,324.82	Transfer to Tax Title Liens or Foreclosed	31,116.75
Other Public Safety		Public Enterprises	6,012.50	Balance Outstanding Dec. 31, 1982	174,629.16
PUBLIC WORKS		Recreation—Culture		PRIOR YEARS TAXES OUTSTANDING	
Streets and Drainage	478,807.00	Public Works	201,095.34	Balance January 1, 1982	154,316.02
Sewers and Sewage Processing	307,041.92	Buildings and Grounds	26,216.98	Collected in 1982	139,876.56
Garbage and Trash Disposal	157,830.00	Library and Education		Cancelled, Abated or Adjusted 1982	
Public Buildings and Grounds	352,525.00	Conservation		Transfers to Tax Title Liens or Foreclosed	
Other Public Works		All Other		Balance December 31, 1982	14,439.46
HEALTH and WELFARE		CAPITAL DEBT AUTHORIZED, DECEMBER 31, 1982		TAX TITLE LIENS OUTSTANDING	
Health Services Except Environmental	141,848.50	ISSUED AND UNISSUED GROSS DEBT NET DEBT		Balance January 1, 1982	85,067.83
Welfare-Public Assistance	24,500.07	School 178,000		Transfer From Taxes	31,116.75
Hospitals, Clinics, First Aid	6,000.00	Self-liquidating 532,105		Redeemed in 1982	12,503.35
Animal, Insect, & Rodent Control	3,000.00	Other 2,867,419	2,867,419	Cancelled, Abated or Adjusted (1982)	
Other Welfare Services	1,600.00	Total 3,577,524	2,867,419	Transfers to Foreclosed Property	
RECREATION and CONSERVATION		ISSUED AND OUTSTANDING		Balance December 31, 1982	103,681.23
Beaches and Boardwalks		School 178,000.00		PROPERTY ACQUIRED BY DEED OR FORECLOSURE	
Parks, Playgrounds, Shade Trees	10,000.00	Self-Liquidating 101,727.97		Balance January 1, 1982	86,990.00
Land Reclamation & Conservation	100.00	Other 1,723,465.00		Transfers From Taxes or Liens	
Other Recreational Services	121,963.00	Total 2,003,192.97		Sale for Cash (1982)	
EDUCATION (excluding schools)		EQUALIZED VALUATION BASIS		Cancelled, Abated or Adjusted (1982)	
Libraries	105,054.00	FOR NET DEBT COMPUTATION	140,328.596	Balance December 31, 1982	86,990.00
Other Educational Services	1,000.00	REAL PROPERTY VALUATIONS		CURRENT FINANCES DECEMBER 31, 1982	
STATUTORY EXPENDITURES		Code Class # of Parcels % VAL'N ASSESSED VALUATION		ASSETS	
Pensions & F. I. C. A.	288,679.83	1 Vacant Land 144 2.95	2,824,900.00	Cash Dec. 31, 1982	1,976,110.77
Employee Fringe Benefits	156,720.00	2 Residential 2118 74.23	71,027,400.00	Taxes Receivable	189,068.62
Other Statutory Expenditures		3 Farm		Tax Title Liens	103,681.23
CETA And Other Public Employment Programs	36,029.00	4a Commercial 169 11.80	11,290,500.00	Foreclosed Property	86,990.00
MUNICIPAL FUNCTIONS	4,184,553.34	4b Industrial 12 9.82	9,399,600.00	Emergencies & Other Deferred Charges	93,078.00
CAPITAL IMPROVEMENTS *MEMO*		4c Apartments 8 1.20	1,147,100.00	State and Federal Aid Receivable	53,289.39
DEBT SERVICE		Total 2451	95,689,500.00	Other Receivables	141,016.60
Principal Payments	444,805.49	Land Area 1.45 Sq. Miles		Total	2,643,234.61
Interest Payments	60,971.88	Net Valuation Taxable-Municipal	97,163,555	LIABILITIES, RESERVES, AND SURPLUS	
TYPE I SCHL DEBT *MEMO	22,848.00	Net Valuation Taxable-County	144,207,340	Cash Liabilities	962,639.50
DEFERRED CHARGES	33,530.77	State Equalized Valuation	148,067,276	Reserves for Receivables	520,756.45
SCHOOL, COUNTY, SPECIAL DISTRICT TAXES	2,955,097.99	State Equalization Ratio	66.17	Surplus Dec. 31, 1982	1,159,838.66
RESERVE FOR UNCOLLECTED TAXES	329,931.21			Total	2,643,234.61
EXPENDITURES TOTAL	8,008,890.68				

1981/3000

\* ABOVE DEBT SERVICE INCLUDES TYPE I SCHOOL DEBT



1347

Population 1980 **1,566**  
 Population 1982 **1,537**  
 S & P Rating  
 Moody Rating

General Tax Rate Per \$100.

**7.49**

State Equalized Tax Rate

**3.19****SOUTH BELMAR BORO. - MONMOUTH CO.****Form of Government:****Borough Council****Number of Members on Governing Body - 6****PER CAPITA:**

Gross Debt **300.90**  
 Net Debt **284.51**  
 Debt Service **22.19**  
 Total Tax Levy **698.48**  
 Municipal Expenditures **408.82**

**PER CENT:**

Gross Debt **1.48**  
 Net Debt **1.40**  
 Tax Levy Collected **91.46**  
 Tax Levy Cancelled, Abated or Adjusted **1.29**

EXPENDITURES		REVENUES-REALIZED		1982 PROPERTY TAX	
<b>GENERAL GOVERNMENT</b>				<b>STATE EQUALIZED TAX RATE</b>	
Governing Body & Public Boards		1982 Property Taxes Collected	<b>981,778.12</b>	Local District School Taxes	<b>1.41</b>
Municipal Clerk		1982 Payments in Lieu of Taxes		Regional & Consolidated School Tax	<b>474,850.00</b>
Financial Administration	<b>8,638.00</b>	Delinquent Tax & Lien Collections	<b>55,331.25</b>	School Taxes in Municipal Budget	
Assessment of Taxes	<b>8,039.72</b>	Business Personalty Replacement Taxes	<b>9,068.32</b>	County Taxes	<b>.52</b>
Collection of Taxes	<b>7,694.80</b>	Taxes from Public Utilities	<b>73,194.00</b>	County Library Taxes	<b>.02</b>
Planning, Housing & Development	<b>228.50</b>	Other Miscellaneous Tax Revenues		Local Municipal Purpose Taxes	<b>1.24</b>
Human Resources		State Aid Revenues	<b>17,980.73</b>	Veteran & Senior Citizen Taxes	<b>32,500.00</b>
Elections	<b>1,314.01</b>	Federal Aid Revenues		Total Taxes for Rate Computation	<b>3.19</b>
General Administration (other)	<b>47,043.12</b>	State and Local Fiscal Assistance Act Utilized	<b>25,556.00</b>	Special District Taxes	
<b>JUDICIARY</b>		Sole of Acquired Property		Bank Corp. Taxes	<b>88.22</b>
Municipal Courts	<b>10,528.39</b>	Other Miscellaneous Revenues	<b>44,009.56</b>	Added and Omitted Taxes	
<b>PUBLIC SAFETY</b>		Total	<b>1,206,917.98</b>	Total Taxes Levied - ABSTRACT	<b>1,073,559.61</b>
Fire Protection	<b>12,993.23</b>	Prior Years Surplus Appropriated		Total Taxes Billed	<b>1,073,471.39</b>
Police Protection	<b>237,836.00</b>	<b>REVENUES</b>	<b>1,206,917.98</b>	1982 TAXES COLLECTED	<b>981,778.12</b>
Civil Defense & Disaster Control	<b>50.00</b>	Reserve For Uncollected Taxes	<b>74,477.04</b>	1982 Taxes Cancelled, Abated or Adjusted	<b>13,845.00</b>
Environmental Inspection & Control	<b>7,464.00</b>	<b>CAPITAL OUTLAY</b>	<b>TOTAL</b>	Transfer to Tax Title Liens or Foreclosed	<b>16,777.50</b>
Other Public Safety				Balance Outstanding Dec. 31, 1982	<b>61,070.77</b>
<b>PUBLIC WORKS</b>				<b>PRIOR YEARS TAXES OUTSTANDING</b>	
Streets and Drainage	<b>43,805.85</b>	Public Enterprises		Balance January 1, 1982	<b>55,385.01</b>
Sewers and Sewage Processing		Recreation—Culture		Collected in 1982	<b>52,020.25</b>
Gorbage and Trash Disposal	<b>34,832.53</b>	Public Works		Cancelled, Abated or Adjusted 1982	
Public Buildings and Grounds	<b>13,417.00</b>	Buildings and Grounds		Transfers to Tax Title Liens or Foreclosed	<b>1,526.61</b>
Other Public Works		Library and Education		Balance December 31, 1982	<b>1,838.15</b>
<b>HEALTH and WELFARE</b>		Conservation		<b>TAX TITLE LIENS OUTSTANDING</b>	
Health Services Except Environmental	<b>157.42</b>	All Other		Balance January 1, 1982	<b>41,186.51</b>
Welfare-Public Assistance	<b>1,834.00</b>	<b>CAPITAL DEBT AUTHORIZED, DECEMBER 31, 1982</b>		Transfer From Taxes	<b>18,556.11</b>
Hospitals, Clinics, First Aid		<b>ISSUED AND UNISSUED</b>	<b>GROSS DEBT</b>	Redeemed in 1982	<b>3,311.00</b>
Animal, Insect, & Rodent Control	<b>410.00</b>	School	<b>279,151</b>	Cancelled, Abated or Adjusted (1982)	
Other Welfare Services		Self-liquidating	<b>183,334</b>	Transfers to Foreclosed Property	
<b>RECREATION and CONSERVATION</b>		Other	<b>462,485</b>	Balance December 31, 1982	<b>56,431.62</b>
Beaches and Boardwalks		Total	<b>437,284</b>	<b>PROPERTY ACQUIRED BY DEED OR FORECLOSURE</b>	
Parks, Playgrounds, Shode Trees		<b>ISSUED AND OUTSTANDING</b>		Balance January 1, 1982	<b>1,270.00</b>
Land Reclamation & Conservation		School	<b>85,000.00</b>	Transfers From Taxes or Liens	
Other Recreational Services	<b>2,527.00</b>	Self-Liquidating	<b>164,000.00</b>	Sale for Cash (1982)	
<b>EDUCATION (excluding schools)</b>		Other	<b>249,000.00</b>	Cancelled, Abated or Adjusted (1982)	
Libraries		Total	<b>249,000.00</b>	Balance December 31, 1982	<b>1,270.00</b>
Other Educational Services		<b>EQUALIZED VALUATION BASIS</b>		<b>CURRENT FINANCES DECEMBER 31, 1982</b>	
<b>STATUTORY EXPENDITURES</b>		<b>FOR NET DEBT COMPUTATION</b>	<b>31,266,489</b>	<b>ASSETS</b>	
Pensions & F. I. C. A.	<b>46,923.65</b>	<b>REAL PROPERTY VALUATIONS</b>		Cash Dec. 31, 1982	<b>125,880.25</b>
Employee Fringe Benefits	<b>12,078.58</b>	Code Class # of Parcels % VAL'N		Taxes Receivable	<b>62,908.92</b>
Other Statutory Expenditures	<b>3,000.00</b>	1 Vacant Land 59 1.48	<b>210,400.00</b>	Tax Title Liens	<b>56,431.62</b>
<b>CETA And Other Public Employment Programs</b>		2 Residential 776 84.37	<b>11,972,300.00</b>	Foreclosed Property	<b>1,270.00</b>
<b>MUNICIPAL FUNCTIONS</b>	<b>500,815.80</b>	3 Form		Emergencies & Other Deferred Charges	<b>31,910.00</b>
<b>CAPITAL IMPROVEMENTS</b>	<b>*MEMO*</b>	4a Commercial 39 10.58	<b>1,501,850.00</b>	State and Federal Aid Receivable	
<b>DEBT SERVICE</b>		4b Industrial 3 .98	<b>139,500.00</b>	Other Receivables	<b>1,112.72</b>
Principal Payments	<b>20,000.00</b>	4c Apartments 1 2.58	<b>365,700.00</b>	Total	<b>279,513.51</b>
Interest Payments	<b>14,104.00</b>	Total 878	<b>14,189,750.00</b>	<b>LIABILITIES, RESERVES, AND SURPLUS</b>	
<b>DEFERRED CHARGES</b>	<b>18,955.15</b>	Land Area .20 Sq. Miles		Cash Liabilities	<b>86,105.79</b>
<b>SCHOOL, COUNTY, SPECIAL DISTRICT TAXES</b>	<b>656,121.39</b>	Net Valuation Taxable-Municipal	<b>14,329,683</b>	Reserves for Receivables	<b>121,723.26</b>
<b>RESERVE FOR UNCOLLECTED TAXES</b>	<b>74,477.04</b>	Net Valuation Taxable-County	<b>31,966,182</b>	Surplus Dec. 31, 1982	<b>71,684.46</b>
<b>EXPENDITURES</b>	<b>TOTAL</b>	State Equalized Valuation	<b>33,472,679</b>	Total	<b>279,513.51</b>
	<b>1,284,473.38</b>	State Equalization Ratio	<b>42.57</b>		

\*Includes County Health Service Taxes or County Vocational School Taxes. See Table 13.

1819

Population 1980 4,331  
 Population 1982 4,303  
 S & P Rating  
 Moody Rating A

General Tax Rate Per \$100.

2.93  
 State Equalized Tax Rate  
 2.67

# **SOUTH BOUND BROOK BOROUGH - SOMERSET COUNTY**

Form of Government:

Borough Council

Number of Members on Governing Body - 6

PER CAPITA:

Grass Debt 452.11  
 Net Debt 198.33  
 Debt Service 37.87  
 Total Tax Levy 482.07  
 Municipal Expenditures 249.66

PER CENT:

Gross Debt 2.67  
 Net Debt 1.17  
 Tax Levy Collected 97.03  
 Tax Levy Cancelled, Abated  
 or Adjusted 1.50

EXPENDITURES		REVENUES-REALIZED		1982 PROPERTY TAX	
<b>GENERAL GOVERNMENT</b>				<b>STATE EQUALIZED TAX RATE</b>	
Governing Body & Public Boards		1982 Property Taxes Collected	2,018,646.24	Local District School Taxes	1.68
Municipal Clerk		1982 Payments in Lieu of Taxes		Regional & Consolidated School Tax	
Financial Administration	6,000.00	Delinquent Tax & Lien Collections	30,912.24	School Taxes in Municipal Budget	
Assessment of Taxes	4,202.43	Business Personalty Replacement Taxes	77,440.32	County Taxes	.46
Collection of Taxes	18,833.53	Taxes from Public Utilities	202,711.00	County Library Taxes	
Planning, Housing & Development	20,912.05	Other Miscellaneous Tax Revenues		Local Municipal Purpose Taxes	.52
Human Resources		State Aid Revenues	100,108.50	Veteran & Senior Citizen Taxes	
Elections	656.87	Federal Aid Revenues		Total Taxes for Rate Computation	2.66
General Administration (other)	63,893.44	State and Local Fiscal Assistance Act Utilized	37,028.29	Special District Taxes	
<b>JUDICIARY</b>		Sale of Acquired Property		Bank Corp. Taxes	
Municipal Courts	5,644.84	Other Miscellaneous Revenues	118,933.47	Added and Omitted Taxes	
<b>PUBLIC SAFETY</b>		Total	2,565,780.06	Total Taxes Levied - ABSTRACT	
Fire Protection	34,890.00	Prior Years Surplus Appropriated	150,000.00	Total Taxes Billed	
Police Protection	263,399.00	REVENUES TOTAL	2,735,780.06	1982 TAXES COLLECTED	
Civil Defense & Disaster Control	320.00	Reserve For Uncollected Taxes	100,667.02	1982 Taxes Cancelled, Abated or Adjusted	
Environmental Inspection & Control	4,760.00			Transfer to Tax Title Liens or Foreclosed	
Other Public Safety		<b>CAPITAL OUTLAY TOTAL</b>	23,848.72	Balance Outstanding Dec. 31, 1982	
<b>PUBLIC WORKS</b>				<b>PRIOR YEARS TAXES OUTSTANDING</b>	
Streets and Drainage	80,836.82	Public Enterprises		Balance January 1, 1982	
Sewers and Sewage Processing	56,095.39	Recreation—Culture		Collected in 1982	
Garbage and Trash Disposal	69,764.44	Public Works	11,360.93	Cancelled, Abated or Adjusted 1982	
Public Buildings and Grounds	7,021.48	Buildings and Grounds	12,487.79	Transfers to Tax Title Liens or Foreclosed	
Other Public Works	1,000.00	Library and Education		Balance December 31, 1982	
<b>HEALTH and WELFARE</b>		Conservation		<b>TAX TITLE LIENS OUTSTANDING</b>	
Health Services Except Environmental	17,794.83	All Other		Balance January 1, 1982	
Welfare-Public Assistance	6,500.00	<b>CAPITAL DEBT AUTHORIZED, DECEMBER 31, 1982</b>		Transfer From Taxes	
Hospitals, Clinics, First Aid		<b>ISSUED AND UNISSUED GROSS DEBT</b>		Redeemed in 1982	
Animal, Insect, & Rodent Control	900.00	School	322,000	Cancelled, Abated or Adjusted (1982)	
Other Welfare Services		Self-liquidating		Transfers to Foreclosed Property	
<b>RECREATION and CONSERVATION</b>		Other	1,623,418	Balance December 31, 1982	
Beaches and Boardwalks		Total	1,945,418	<b>PROPERTY ACQUIRED BY DEED OR FORECLOSURE</b>	
Parks, Playgrounds, Shade Trees	2,513.79	<b>ISSUED AND OUTSTANDING</b>		Balance January 1, 1982	
Land Reclamation & Conservation		School	322,000.00	Transfers From Taxes or Liens	
Other Recreational Services	4,538.81	Self-Liquidating		Sale for Cash (1982)	
<b>EDUCATION (excluding schools)</b>		Other	1,619,050.00	Cancelled, Abated or Adjusted (1982)	
Libraries	22,000.00	Total	1,941,050.00	Balance December 31, 1982	
Other Educational Services	2,100.00	<b>EQUALIZED VALUATION BASIS FOR NET DEBT COMPUTATION</b>	72,777,321	<b>CURRENT FINANCES DECEMBER 31, 1982</b>	
<b>STATUTORY EXPENDITURES</b>		<b>REAL PROPERTY VALUATIONS</b>		<b>ASSETS</b>	
Pensions & F. I. C. A.	59,137.47	Code Class # of Parcels % VAL'N		Cash Dec. 31, 1982	
Employee Fringe Benefits	15,424.38	1 Vacant Land 52 .52	359,700.00	Taxes Receivable	
Other Statutory Expenditures		2 Residential 1062 80.76	56,405,500.00	Tox Title Liens	
<b>CETA And Other Public Employment Programs</b>		3 Farm		Foreclosed Property	
<b>MUNICIPAL FUNCTIONS TOTAL</b>	769,139.57	4a Commercial 45 5.61	3,918,900.00	Emergencies & Other Deferred Charges	
<b>CAPITAL IMPROVEMENTS *MEMO*</b>		4b Industrial 9 5.18	3,616,300.00	State and Federal Aid Receivable	
<b>DEBT SERVICE</b>		4c Apartments 7 7.93	5,539,800.00	Other Receivables	
Principal Payments	68,013.25	Total 1175	69,840,200.00	Total	
Interest Payments	94,932.43	Land Area .70 Sq. Miles		<b>LIABILITIES, RESERVES, AND SURPLUS</b>	
<b>DEFERRED CHARGES</b>	41,542.46	Net Valuation Taxable-Municipal	70,810,292	Cash Liabilities	
<b>SCHOOL, COUNTY, SPECIAL DISTRICT TAXES</b>	1,662,738.99	Net Valuation Taxable-County	75,367,330	Reserves for Receivables	
<b>RESERVE FOR UNCOLLECTED TAXES</b>	100,667.02	State Equalized Valuation	77,727,353	Surplus Dec. 31, 1982	
<b>EXPENDITURES TOTAL</b>	2,737,033.72	State Equalization Ratio	90.99	Total	



1221

Population 1980 **17,127**  
 Population 1982 **17,306**  
 S & P Rating **AA**  
 Moody Rating **AA**

General Tax Rate Per \$100.

**4.46**

State Equalized Tax Rate

**2.43**

# **SOUTH BRUNSWICK TOWNSHIP - MIDDLESEX COUNTY**

**Form of Government:**  
**Township Committee**  
**Number of Members on Governing Body - 5**

PER CAPITA:

Gross Debt **2,399.04**  
 Net Debt **1,414.64**  
 Debt Service **56.24**  
 Total Tax Levy **967.22**  
 Municipal Expenditures **420.00**

PER CENT:

Gross Debt **7.55**  
 Net Debt **4.45**  
 Tax Levy Collected **97.58**  
 Tax Levy Cancelled, Abated  
 or Adjusted **.05**

EXPENDITURES		REVENUES-REALIZED		1982 PROPERTY TAX	
<b>GENERAL GOVERNMENT</b>				<b>STATE EQUALIZED TAX RATE</b>	
Governing Body & Public Boards	<b>12,456.00</b>	1982 Property Taxes Collected	<b>16,362,781.45</b>	Local District School Taxes	<b>1.78</b>
Municipal Clerk		1982 Payments in Lieu of Taxes		Regional & Consolidated School Tax	
Financial Administration	<b>51,791.00</b>	Delinquent Tax & Lien Collections	<b>555,834.68</b>	School Taxes in Municipal Budget	
Assessment of Taxes	<b>138,304.00</b>	Business Personalty Replacement Taxes	<b>607,979.16</b>	County Taxes	<b>.60</b>
Collection of Taxes	<b>119,406.00</b>	Taxes from Public Utilities	<b>3,047,483.00</b>	County Library Taxes	
Planning, Housing & Development	<b>120,026.00</b>	Other Miscellaneous Tax Revenues	<b>45,206.73</b>	Local Municipal Purpose Taxes	<b>.05</b>
Human Resources		State Aid Revenues	<b>104,087.46</b>	Veteran & Senior Citizen Taxes	
Elections	<b>6,035.00</b>	Federal Aid Revenues	<b>1,150.00</b>	Total Taxes for Rate Computation	<b>2.43</b>
General Administration (other)	<b>670,677.41</b>	State and Local Fiscal Assistance Act Utilized	<b>247,284.00</b>	Speciol District Taxes	
<b>JUDICIARY</b>		Sale of Acquired Property		Bank Corp. Taxes	
Municipal Courts	<b>67,112.00</b>	Other Miscellaneous Revenues	<b>1,707,097.98</b>	Added and Omitted Taxes	
<b>PUBLIC SAFETY</b>		Total	<b>22,678,904.46</b>	Total Taxes Levied - ABSTRACT	
Fire Protection	<b>100,900.00</b>	Prior Years Surplus Appropriated	<b>1,689,000.00</b>	Total Taxes Billed	
Police Protection	<b>1,543,307.00</b>	<b>REVENUES</b>	<b>24,367,904.46</b>	1982 TAXES COLLECTED	
Civil Defense & Disaster Control	<b>7,475.00</b>	Reserve For Uncollected Taxes	<b>394,000.00</b>	1982 Taxes Cancelled, Abated or Adjusted	
Environmental Inspection & Control	<b>155,100.00</b>	<b>CAPITAL OUTLAY</b>	<b>1,633,528.46</b>	Transfer to Tax Title Liens or Foreclosed	
Other Public Safety		Total		Balance Outstanding Dec. 31, 1982	
<b>PUBLIC WORKS</b>		Public Enterprises	<b>814,242.28</b>	<b>PRIOR YEARS TAXES OUTSTANDING</b>	
Streets and Drainage	<b>646,401.73</b>	Recreation—Culture	<b>673.50</b>	Balance January 1, 1982	
Sewers and Sewage Processing		Public Works	<b>726,343.84</b>	Collected in 1982	
Gorbage and Trash Disposol	<b>141,321.00</b>	Buildings and Grounds	<b>88,197.13</b>	Cancelled, Abated or Adjusted 1982	
Public Buildings and Grounds	<b>281,608.00</b>	Library and Education	<b>4,071.71</b>	Transfers to Tax Title Liens or Foreclosed	
Other Public Works	<b>265,376.00</b>	Conservation		Balance December 31, 1982	
<b>HEALTH and WELFARE</b>		All Other		<b>TAX TITLE LIENS OUTSTANDING</b>	
Health Services Except Environmental	<b>108,532.00</b>	<b>CAPITAL DEBT AUTHORIZED, DECEMBER 31, 1982</b>		Balance January 1, 1982	
Welfare-Public Assistance	<b>47,156.00</b>	<b>ISSUED AND UNISSUED</b>		Transfer From Taxes	
Hospitals, Clinics, First Aid		School	<b>12,196,000</b>	Redeemed in 1982	
Animal, Insect, & Rodent Control	<b>21,384.00</b>	Self-liquidating	<b>20,609,477</b>	Cancelled, Abated or Adjusted (1982)	
Other Welfare Services		Other	<b>8,712,300</b>	Transfers to Foreclosed Property	
<b>RECREATION and CONSERVATION</b>		Total	<b>41,517,777</b>	Balance December 31, 1982	
Beaches and Boardwalks		<b>ISSUED AND OUTSTANDING</b>		<b>PROPERTY ACQUIRED BY DEED OR FORECLOSURE</b>	
Parks, Playgrounds, Shade Trees	<b>19,110.00</b>	School	<b>12,196,000.00</b>	Balance January 1, 1982	
Land Reclamation & Conservation	<b>3,870.00</b>	Self-Liquidating	<b>20,287,000.00</b>	Transfers From Taxes or Liens	
Other Recreational Services	<b>207,554.00</b>	Other	<b>8,570,000.00</b>	Sale for Cash (1982)	
<b>EDUCATION (excluding schools)</b>		Total	<b>41,053,000.00</b>	Cancelled, Abated or Adjusted (1982)	
Libraries	<b>322,524.00</b>	<b>EQUALIZED VALUATION BASIS</b>		Balance December 31, 1982	
Other Educational Services	<b>9,475.00</b>	<b>FOR NET DEBT COMPUTATION</b>	<b>550,211,241</b>	<b>CURRENT FINANCES DECEMBER 31, 1982</b>	
<b>STATUTORY EXPENDITURES</b>		<b>REAL PROPERTY VALUATIONS</b>		<b>ASSETS</b>	
Pensions & F. I. C. A.	<b>446,100.00</b>	Code Class # of Parcels % VAL'N		Cash Dec. 31, 1982	
Employee Fringe Benefits	<b>243,998.00</b>	1 Vacant Land 891 4.97	<b>17,732,900.00</b>	Taxes Receivable	
Other Statutory Expenditures	<b>5,000.00</b>	2 Residential 4877 50.04	<b>178,496,800.00</b>	Tax Title Liens	
<b>CETA And Other Public Employment Programs</b>		3 Farm 409 3.61	<b>12,857,850.00</b>	Foreclosed Property	
<b>MUNICIPAL FUNCTIONS</b>	<b>5,801,999.14</b>	4a Commercial 202 5.95	<b>21,210,800.00</b>	Emergencies & Other Deferred Charges	
<b>CAPITAL IMPROVEMENTS</b>	<b>35,000.00</b>	4b Industrial 105 33.62	<b>119,930,850.00</b>	State and Federal Aid Receivable	
<b>DEBT SERVICE</b>		4c Apartments 5 1.81	<b>6,444,000.00</b>	Other Receivables	
Principal Payments	<b>444,000.00</b>	Total 6489	<b>356,673,200.00</b>	Total	
Interest Payments	<b>529,305.81</b>	Land Area 41.00 Sq. Miles		<b>LIABILITIES, RESERVES, AND SURPLUS</b>	
<b>DEFERRED CHARGES</b>	<b>59,250.00</b>	Net Valuation Taxable-Municipal	<b>362,775,554</b>	Cash Liabilities	
<b>SCHOOL, COUNTY, SPECIAL DISTRICT TAXES</b>	<b>16,115,914.13</b>	Net Valuation Taxable-County	<b>702,142,267</b>	Reserves for Receivables	
<b>RESERVE FOR UNCOLLECTED TAXES</b>	<b>394,000.00</b>	State Equalized Valuation	<b>660,671,543</b>	Surplus Dec. 31, 1982	
<b>EXPENDITURES</b>	<b>23,364,469.08</b>	State Equalization Ratio	<b>54.53</b>	Total	

0259

Population 1980 2,229  
 Population 1982 2,213  
 S & P Rating A  
 Moody Rating A

General Tax Rate Per \$100.

2.54

State Equalized Tax Rate

1.69

**SOUTH HACKENSACK TWP. - BERGEN CO.****Form of Government:****Township Committee****Number of Members on Governing Body - 5****PER CAPITA**

Grass Debt 1,194.39  
 Net Debt 652.95  
 Debt Service 78.13  
 Total Tax Levy 1,306.87  
 Municipal Expenditures 962.74

**PER CENT:**

Grass Debt 1.72  
 Net Debt .94  
 Tax Levy Collected 98.71  
 Tax Levy Cancelled, Abated or Adjusted .60

EXPENDITURES		REVENUES-REALIZED		1982 PROPERTY TAX	
<b>GENERAL GOVERNMENT</b>				<b>STATE EQUALIZED TAX RATE</b>	
Governing Body & Public Boards		1982 Property Taxes Collected	2,838,881.25	Local District Schaal Taxes	.71
Municipal Clerk		1982 Payments in Lieu of Taxes		Regional & Consolidated Schaal Tax	
Financial Administration	24,029.20	Delinquent Tax & Lien Collections	29,297.66	Schaal Taxes in Municipal Budget	
Assessment of Taxes	22,982.79	Business Personalty Replacement Taxes	257,378.00	County Taxes	.35 *
Collection of Taxes	55,442.49	Taxes from Public Utilities	306,002.00	County Library Taxes	
Planning, Housing & Development	4,000.00	Other Miscellaneous Tax Revenues		Local Municipal Purpose Taxes	.63
Human Resources		State Aid Revenues	16,550.18	Veteran & Senior Citizen Taxes	
Elections	1,319.73	Federal Aid Revenues		Total Taxes for Rate Computation	1.69
General Administration (other)	193,845.22	State and Local Fiscal Assistance Act Utilized	62,556.00	Special District Taxes	
<b>JUDICIARY</b>		Sale of Acquired Property		Bank Corp. Taxes	
Municipal Courts	23,300.00	Other Miscellaneous Revenues	235,887.48	Added and Omitted Taxes	
<b>PUBLIC SAFETY</b>		Total	3,786,552.57	Total Taxes Levied - ABSTRACT	
Fire Protection	64,443.51	Prior Years Surplus Appropriated	300,000.00	Total Taxes Billed	
Police Protection	563,847.37	<b>REVENUES</b>	<b>4,086,552.57</b>	1982 TAXES COLLECTED	
Civil Defense & Disaster Contral	305.00	Reserve For Uncollected Taxes	116,813.50	1982 Taxes Cancelled, Abated or Adjusted	
Environmental Inspection & Contral	10,966.66	<b>CAPITAL OUTLAY</b>	<b>40,134.78</b>	Transfer to Tax Title Liens or Fareclosed	
Other Public Safety		<b>TOTAL</b>	<b>40,134.78</b>	Balance Outstanding Dec. 31, 1982	
<b>PUBLIC WORKS</b>				<b>PRIOR YEARS TAXES OUTSTANDING</b>	
Streets and Drainage	22,912.00	Public Enterprises		Balance January 1, 1982	
Sewers and Sewage Processing	340,947.23	Recreation—Culture		Collected in 1982	
Garbage and Trash Disposal	56,000.20	Public Works	7,749.04	Cancelled, Abated or Adjusted 1982	
Public Buildings and Grounds	14,200.00	Buildings and Grounds	32,385.74	Transfers to Tax Title Liens or Foreclosed	
Other Public Works	174,868.32	Library and Education		Balance December 31, 1982	
<b>HEALTH and WELFARE</b>		Conservation		<b>TAX TITLE LIENS OUTSTANDING</b>	
Health Services Except Envrinmental	7,700.00	All Other		Balance January 1, 1982	
Welfare-Public Assistance	2,514.00	<b>CAPITAL DEBT AUTHORIZED, DECEMBER 31, 1982</b>		Transfer From Taxes	
Hospitals, Clinics, First Aid		<b>ISSUED AND UNISSUED</b>	<b>GROSS DEBT</b>	Redeemed in 1982	
Animal, Insect, & Radent Control	2,160.00	School	160,960	Cancelled, Abated or Adjusted (1982)	
Other Welfare Services		Self-liquidating		Transfers to Fareclosed Property	
<b>RECREATION and CONSERVATION</b>		Other	2,482,229	Balance December 31, 1982	
Beaches and Baardwalks		Total	2,643,189	<b>PROPERTY ACQUIRED BY DEED OR FORECLOSURE</b>	
Parks, Playgrounds, Shade Trees		<b>ISSUED AND OUTSTANDING</b>		Balance January 1, 1982	
Land Reclamation & Conservation		Schaal	133,000.00	Transfers From Taxes or Liens	
Other Recreational Services	25,642.01	Self-Liquidating		Sale for Cash (1982)	
<b>EDUCATION (excluding schaal)</b>		Other	2,401,250.00	Cancelled, Abated or Adjusted (1982)	
Libraries		Total	2,534,250.00	Balance December 31, 1982	
Other Educational Services		<b>EQUALIZED VALUATION BASIS</b>	<b>153,687,129</b>	<b>CURRENT FINANCES DECEMBER 31, 1982</b>	
<b>STATUTORY EXPENDITURES</b>		<b>FOR NET DEBT COMPUTATION</b>		<b>ASSETS</b>	
Pensions & F. I. C. A.	160,870.16	<b>REAL PROPERTY VALUATIONS</b>		Cash Dec. 31, 1982	
Employee Fringe Benefits	58,529.48	Code Class # of Parcels % VAL'N	ASSESSED VALUATION	Taxes Receivable	
Other Statutory Expenditures	3,000.00	1 Vacant Land 78 3.98	4,440,900.00	Tax Title Liens	
<b>CETA And Other Public Employment Programs</b>		2 Residential 493 24.00	26,807,400.00	Fareclosed Property	
<b>MUNICIPAL FUNCTIONS</b>		3 Farm		Emergencies & Other Deferred Charges	
<b>CAPITAL IMPROVEMENTS</b>	<b>*MEMO*</b>	4a Commercial 44 8.80	9,830,800.00	State and Federal Aid Receivable	
<b>DEBT SERVICE</b>		4b Industrial 136 63.22	70,619,300.00	Other Receivables	
Principal Payments	50,000.00	4c Apartments		Total	
Interest Payments	122,903.45	Total	111,658,400.00	<b>LIABILITIES, RESERVES, AND SURPLUS</b>	
<b>DEFERRED CHARGES</b>		Land Area .50 Sq. Miles		Cash Liabilities	
SCHOOL, COUNTY, SPECIAL DISTRICT TAXES	7,006.56	Net Valuation Taxable-Municipal	112,362,035	Reserves far Receivables	
RESERVE FOR UNCOLLECTED TAXES	1,795,218.49	Net Valuation Taxable-County	160,097,878	Surplus Dec. 31, 1982	
<b>EXPENDITURES</b>		State Equalized Valuation	168,860,776	Total	
<b>TOTAL</b>	<b>3,925,767.37</b>	State Equalization Ratio	66.41		



0816

Population 1980 **1,486**  
 Population 1982 **1,564**  
 S & P Rating  
 Moody Rating

General Tax Rate Per \$100.

State Equalized Tax Rate **3.97**  
**2.08**

**SOUTH HARRISON TWP. - GLOUCESTER CO**  
**Form of Government:**  
**Township Committee**  
**Number of Members on Governing Body - 3**

PER CAPITA:

Gross Debt **168.81**  
 Net Debt  
 Debt Service  
 Total Tax Levy **450.97**  
 Municipal Expenditures **167.10**

PER CENT:

Gross Debt **.89**  
 Net Debt  
 Tax Levy Collected **89.39**  
 Tax Levy Cancelled, Abated or Adjusted **.07**

EXPENDITURES		REVENUES-REALIZED		1982 PROPERTY TAX	
<b>GENERAL GOVERNMENT</b>				<b>STATE EQUALIZED TAX RATE</b>	
Governing Body & Public Boards		1982 Property Taxes Collected	<b>630,831.48</b>	Local District School Taxes	<b>.70</b>
Municipal Clerk		1982 Payments in Lieu of Taxes		Regional & Consolidated School Tax	<b>.68</b>
Financial Administration	<b>6,076.00</b>	Delinquent Tax & Lien Collections	<b>59,556.56</b>	School Taxes in Municipal Budget	
Assessment of Taxes	<b>18,884.00</b>	Business Personalty Replacement Taxes	<b>20,756.92</b>	County Taxes	<b>.58</b>
Collection of Taxes	<b>3,460.00</b>	Taxes from Public Utilities	<b>51,163.00</b>	County Library Taxes	<b>.02</b>
Planning, Housing & Development	<b>2,625.00</b>	Other Miscellaneous Tax Revenues		Local Municipal Purpose Taxes	<b>.11</b>
Human Resources		State Aid Revenues	<b>10,426.63</b>	Veteron & Senior Citizen Taxes	
Elections	<b>1,150.00</b>	Federal Aid Revenues		Total Taxes for Rate Computation	<b>2.09</b>
General Administration (other)	<b>33,075.00</b>	State and Local Fiscal Assistance Act Utilized	<b>9,900.10</b>	Special District Taxes	
<b>JUDICIARY</b>		Sale of Acquired Property		Bank Corp. Taxes	
Municipal Courts	<b>4,150.00</b>	Other Miscellaneous Revenues	<b>60,209.11</b>	Added and Omitted Taxes	<b>15,584.15</b>
<b>PUBLIC SAFETY</b>		Total	<b>842,843.80</b>	Total Taxes Levied - ABSTRACT	<b>705,310.20</b>
Fire Protection	<b>10,600.10</b>	Prior Years Surplus Appropriated	<b>65,200.17</b>	Total Taxes Billed	<b>705,692.19</b>
Police Protection	<b>31,232.00</b>	REVENUES TOTAL	<b>908,043.97</b>	1982 TAXES COLLECTED	<b>630,831.48</b>
Civil Defense & Disaster Control	<b>100.00</b>	Reserve For Uncollected Taxes	<b>61,861.22</b>	1982 Taxes Cancelled, Abated or Adjusted	<b>517.47</b>
Environmental Inspection & Control	<b>14,200.00</b>			Transfer to Tax Title Liens or Foreclosed	<b>1,762.68</b>
Other Public Safety				Balance Outstanding Dec. 31, 1982	<b>72,580.56</b>
<b>PUBLIC WORKS</b>		<b>CAPITAL OUTLAY TOTAL</b>		<b>PRIOR YEARS TAXES OUTSTANDING</b>	
Streets and Drainage	<b>32,500.00</b>	Public Enterprises		Balance January 1, 1982	<b>57,215.33</b>
Sewers and Sewage Processing		Recreation—Culture		Collected in 1982	<b>55,051.69</b>
Gorboge and Trash Disposol	<b>10,000.00</b>	Public Works		Cancelled, Abated or Adjusted 1982	<b>1,021.62</b>
Public Buildings and Grounds		Buildings and Grounds		Transfers to Tax Title Liens or Foreclosed	<b>699.13</b>
Other Public Works		Library and Education		Balance December 31, 1982	<b>442.89</b>
<b>HEALTH and WELFARE</b>		Conservation		<b>TAX TITLE LIENS OUTSTANDING</b>	
Health Services Except Environmental	<b>100.00</b>	All Other		Balance January 1, 1982	<b>4,504.87</b>
Welfare-Public Assistance	<b>1,000.00</b>			Transfer From Taxes	<b>2,528.23</b>
Hospitals, Clinics, First Aid		<b>CAPITAL DEBT AUTHORIZED, DECEMBER 31, 1982</b>		Redeemed in 1982	<b>4,504.87</b>
Animal, Insect, & Rodent Control	<b>6,447.00</b>	ISSUED AND UNISSUED GROSS DEBT NET DEBT		Cancelled, Abated or Adjusted (1982)	
Other Welfare Services		School	<b>264,013</b>	Transfers to Foreclosed Property	
<b>RECREATION and CONSERVATION</b>		Self-liquidating		Balance December 31, 1982	<b>2,528.23</b>
Beoches and Boardwalks		Other		<b>PROPERTY ACQUIRED BY DEED OR FORECLOSURE</b>	
Parks, Playgrounds, Shode Trees	<b>1,500.00</b>	Total	<b>264,013</b>	Balance January 1, 1982	
Land Reclomotion & Conservation		ISSUED AND OUTSTANDING		Transfers From Taxes or Liens	
Other Recreational Services		School	<b>115,244.21</b>	Sale for Cash (1982)	
<b>EDUCATION (excluding schools)</b>		Self-Liquidating		Cancelled, Abated or Adjusted (1982)	
Libraries		Other		Balance December 31, 1982	
Other Educational Services		Total	<b>115,244.21</b>	<b>CURRENT FINANCES DECEMBER 31, 1982</b>	
<b>STATUTORY EXPENDITURES</b>		<b>EQUALIZED VALUATION BASIS</b>		<b>ASSETS</b>	
Pensions & F. I. C. A.	<b>7,259.00</b>	FOR NET DEBT COMPUTATION	<b>29,512,304</b>	Cash Dec. 31, 1982	<b>256,139.20</b>
Employee Fringe Benefits	<b>1,124.00</b>	REAL PROPERTY VALUATIONS		Taxes Receivable	<b>73,023.45</b>
Other Statutory Expenditures	<b>6,000.00</b>	Code Class # of Parcels % VAL'N		Tax Title Liens	<b>2,528.23</b>
<b>CETA And Other Public Employment Programs</b>		1 Vacant Land 101 4.53	<b>774,600.00</b>	Foreclosed Property	
<b>MUNICIPAL FUNCTIONS TOTAL</b>	<b>191,482.10</b>	2 Residential 290 56.26	<b>9,620,150.00</b>	Emergencies & Other Deferred Charges	<b>18,300.00</b>
<b>CAPITAL IMPROVEMENTS *MEMO*</b>		3 Farm 319 37.66	<b>6,438,700.00</b>	State and Federal Aid Receivable	<b>9,203.16</b>
<b>DEBT SERVICE</b>		4a Commercial 6 1.15	<b>196,900.00</b>	Other Receivables	<b>1,231.52</b>
Principal Payments		4b Industrial		Total	<b>360,425.56</b>
Interest Payments		4c Apartments 1 .41	<b>69,300.00</b>	<b>LIABILITIES, RESERVES, AND SURPLUS</b>	
<b>DEFERRED CHARGES</b>	<b>8,000.00</b>	Total 717	<b>17,099,650.00</b>	Cash Liabilities	<b>70,968.93</b>
<b>SCHOOL, COUNTY, SPECIAL DISTRICT TAXES</b>	<b>653,726.05</b>	Land Area 15.63 Sq. Miles		Reserves for Receivables	<b>76,783.20</b>
<b>RESERVE FOR UNCOLLECTED TAXES</b>	<b>61,861.22</b>	Net Valuation Taxable-Municipal	<b>17,383,074</b>	Surplus Dec. 31, 1982	<b>212,673.43</b>
<b>EXPENDITURES TOTAL</b>	<b>915,069.37</b>	Net Valuation Taxable-County	<b>30,810,574</b>	Total	<b>360,425.56</b>
		State Equalized Valuation	<b>32,897,684</b>		
		State Equalization Ratio	<b>52.43</b>		

Population 1980 **15,864**  
 Population 1982 **15,780**  
 S & P Rating **AA**  
 Moody Rating **AA**

General Tax Rate Per \$100. **6.56**  
 State Equalized Tax Rate **3.79**

# **SOUTH ORANGE VILLAGE TWP. - ESSEX CO.**

## **Form of Government:**

**Special Charter (CH 183 - 1977)**

**Number of Members on Governing Body - 7**

## **PER CAPITA:**

Gross Debt **706.83**  
 Net Debt **437.14**  
 Debt Service **52.28**  
 Total Tax Levy **1,049.28**  
 Municipal Expenditures **534.51**

## **PER CENT:**

Gross Debt **2.94**  
 Net Debt **1.82**  
 Tax Levy Collected **96.64**  
 Tax Levy Cancelled, Abated or Adjusted

EXPENDITURES		REVENUES-REALIZED		1982 PROPERTY TAX	
<b>GENERAL GOVERNMENT</b>				<b>STATE EQUALIZED TAX RATE</b> → <b>1.63</b>	
Governing Body & Public Boards		1982 Property Taxes Collected	<b>15,950,548.72</b>	Local District School Taxes	<b>7,099,378.79</b>
Municipal Clerk		1982 Payments in Lieu of Taxes		Regional & Consolidated School Tax	
Financial Administration	<b>66,060.00</b>	Delinquent Tax & Lien Collections	<b>442,761.28</b>	School Taxes in Municipal Budget	
Assessment of Taxes	<b>58,791.00</b>	Business Personalty Replacement Taxes	<b>164,009.44</b>	County Taxes	<b>4,313,046.59</b>
Collection of Taxes	<b>52,639.00</b>	Taxes from Public Utilities	<b>1,191,866.00</b>	County Library Taxes	
Planning, Housing & Development	<b>9,010.00</b>	Other Miscellaneous Tax Revenues		Local Municipal Purpose Taxes	<b>5,079,102.80</b>
Human Resources	<b>15,500.00</b>	State Aid Revenues	<b>155,728.01</b>	Veteran & Senior Citizen Taxes	<b>81,625.00</b>
Elections	<b>4,188.00</b>	Federal Aid Revenues		Total Taxes for Rate Computation	<b>16,573,153.18</b>
General Administration (other)	<b>560,481.00</b>	State and Local Fiscal Assistance Act Utilized	<b>221,037.00</b>	Special District Taxes	
<b>JUDICIARY</b>		Sale of Acquired Property		Bank Corp. Taxes	<b>26,700.83</b>
Municipal Courts	<b>88,551.00</b>	Other Miscellaneous Revenues	<b>1,022,674.17</b>	Added and Omitted Taxes	<b>39,450.83</b>
<b>PUBLIC SAFETY</b>		Total	<b>19,188,624.62</b>	Total Taxes Levied - ABSTRACT	<b>16,557,679.84</b>
Fire Protection	<b>983,636.00</b>	Prior Years Surplus Appropriated	<b>913,825.69</b>	Total Taxes Billed	<b>16,546,247.63</b>
Police Protection	<b>1,709,237.00</b>	REVENUES TOTAL	<b>20,102,450.31</b>	1982 TAXES COLLECTED	<b>15,990,548.72</b>
Civil Defense & Disaster Control	<b>12,100.00</b>	Reserve For Uncollected Taxes	<b>779,294.01</b>	1982 Taxes Cancelled, Abated or Adjusted	
Environmental Inspection & Control	<b>52,506.00</b>	CAPITAL OUTLAY TOTAL	<b>617,577.29</b>	Transfer to Tax Title Liens or Foreclosed	<b>9,118.40</b>
Other Public Safety		Public Enterprises	<b>63,622.87</b>	Balance Outstanding Dec. 31, 1982	<b>546,580.51</b>
<b>PUBLIC WORKS</b>		Recreation—Culture	<b>10,896.17</b>	<b>PRIOR YEARS TAXES OUTSTANDING</b>	
Streets and Drainage	<b>732,437.00</b>	Public Works	<b>260,295.19</b>	Balance January 1, 1982	<b>425,467.61</b>
Sewers and Sewage Processing	<b>246,754.00</b>	Buildings and Grounds	<b>282,763.06</b>	Collected in 1982	<b>420,924.42</b>
Garbage and Trash Disposal	<b>115,600.00</b>	Library and Education		Cancelled, Abated or Adjusted 1982	
Public Buildings and Grounds	<b>82,249.00</b>	Conservation		Transfers to Tax Title Liens or Foreclosed	<b>1,600.44</b>
Other Public Works		All Other		Balance December 31, 1982	<b>2,942.75</b>
<b>HEALTH and WELFARE</b>		CAPITAL DEBT AUTHORIZED, DECEMBER 31, 1982		<b>TAX TITLE LIENS OUTSTANDING</b>	
Health Services Except Environmental	<b>56,990.00</b>	ISSUED AND UNISSUED GROSS DEBT NET DEBT		Balance January 1, 1982	<b>44,788.59</b>
Welfare-Public Assistance	<b>15,066.00</b>	School	<b>3,640,603</b>	Transfer From Taxes	<b>10,893.45</b>
Hospitals, Clinics, First Aid		Self-liquidating	<b>779,032</b>	Redeemed in 1982	<b>21,789.37</b>
Animal, Insect, & Rodent Control	<b>19,100.00</b>	Other	<b>6,734,062</b>	Cancelled, Abated or Adjusted (1982)	
Other Welfare Services	<b>5,500.00</b>	Total	<b>11,153,698</b>	Transfers to Foreclosed Property	
<b>RECREATION and CONSERVATION</b>		ISSUED AND OUTSTANDING		Balance December 31, 1982	<b>33,892.67</b>
Beaches and Boardwalks		School	<b>3,640,603.48</b>	<b>PROPERTY ACQUIRED BY DEED OR FORECLOSURE</b>	
Parks, Playgrounds, Shade Trees	<b>495,527.00</b>	Self-Liquidating	<b>760,000.00</b>	Balance January 1, 1982	<b>90,400.00</b>
Land Reclamation & Conservation		Other	<b>6,453,000.00</b>	Transfers From Taxes or Liens	
Other Recreational Services	<b>16,115.00</b>	Total	<b>10,853,603.48</b>	Sale for Cash (1982)	
<b>EDUCATION (excluding schools)</b>		EQUALIZED VALUATION BASIS FOR NET DEBT COMPUTATION	<b>379,296.466</b>	Cancelled, Abated or Adjusted (1982)	
Libraries	<b>349,750.00</b>	REAL PROPERTY VALUATIONS		Balance December 31, 1982	<b>90,400.00</b>
Other Educational Services		Code Class # of Parcels % VAL'N ASSESSED VALUATION		<b>CURRENT FINANCES DECEMBER 31, 1982</b>	
<b>STATUTORY EXPENDITURES</b>		1 Vacant Land 91 .70 1,721,900.00		ASSETS	
Pensions & F. I. C. A.	<b>849,400.00</b>	2 Residential 3981 83.73 205,449,500.00		Cash Dec. 31, 1982	<b>2,286,043.36</b>
Employee Fringe Benefits	<b>175,000.00</b>	3 Farm		Taxes Receivable	<b>549,523.26</b>
Other Statutory Expenditures		4a Commercial 195 10.48 25,703,700.00		Tax Title Liens	<b>33,892.67</b>
<b>CETA And Other Public Employment Programs</b>		4b Industrial 19 .59 1,455,100.00		Foreclosed Property	<b>90,400.00</b>
<b>MUNICIPAL FUNCTIONS TOTAL</b>	<b>6,812,187.00</b>	4c Apartments 28 4.50 11,037,500.00		Emergencies & Other Deferred Charges	
<b>CAPITAL IMPROVEMENTS *MEMO*</b>	<b>50,000.00</b>	Total 4314 245,367,700.00		State and Federal Aid Receivable	
<b>DEBT SERVICE</b>		Land Area 2.70 Sq. Miles		Other Receivables	<b>82,453.30</b>
Principal Payments	<b>250,000.00</b>	Net Valuation Taxable-Municipal	<b>251,628,000</b>	Total	<b>3,042,312.59</b>
Interest Payments	<b>575,042.82</b>	Net Valuation Taxable-County	<b>390,268,318</b>	<b>LIABILITIES, RESERVES, AND SURPLUS</b>	
<b>DEFERRED CHARGES</b>	<b>18,000.00</b>	State Equalized Valuation	<b>430,895,434</b>	Cash Liabilities	<b>689,790.96</b>
<b>SCHOOL, COUNTY, SPECIAL DISTRICT TAXES</b>	<b>11,412,425.38</b>	State Equalization Ratio	<b>57.80</b>	Reserves for Receivables	<b>756,269.23</b>
<b>RESERVE FOR UNCOLLECTED TAXES</b>	<b>779,294.01</b>			Surplus Dec. 31, 1982	<b>1,596,252.40</b>
<b>EXPENDITURES TOTAL</b>	<b>19,846,949.21</b>			Total	<b>3,042,312.59</b>



Population 1980 **20,521**  
 Population 1982 **20,416**  
 S & P Rating **AAA**  
 Moody Rating **A**

General Tax Rate Per \$100.

State Equalized Tax Rate **3.06**  
**2.42**

**SOUTH PLAINFIELD BORO. - MIDDLESEX CO.****Form of Government:****Borough Council****Number of Members on Governing Body - 6**

PER CAPITA:

Gross Debt **1,080.29**  
 Net Debt **758.53**  
 Debt Service **57.98**  
 Total Tax Levy **863.30**  
 Municipal Expenditures **342.36**

PER CENT:

Gross Debt **3.36**  
 Net Debt **2.36**  
 Tax Levy Collected **97.14**  
 Tax Levy Cancelled, Abated  
 or Adjusted **.95**

EXPENDITURES		REVENUES-REALIZED		1982 PROPERTY TAX	
<b>GENERAL GOVERNMENT</b>				<b>STATE EQUALIZED TAX RATE</b>	
Governing Body & Public Boards		1982 Property Taxes Collected	<b>17,120,925.30</b>	Local District School Taxes <b>1.49</b>	<b>10,822,204.50</b>
Municipal Clerk		1982 Payments in Lieu of Taxes		Regional & Consolidated School Tax	
Financial Administration	<b>52,223.00</b>	Delinquent Tax & Lien Collections	<b>409,756.00</b>	School Taxes in Municipal Budget	
Assessment of Taxes	<b>62,969.00</b>	Business Personalty Replacement Taxes	<b>583,461.08</b>	County Taxes	<b>.63 4,535,090.09</b>
Collection of Taxes	<b>76,274.00</b>	Taxes from Public Utilities	<b>1,529,230.00</b>	County Library Taxes	
Planning, Housing & Development	<b>16,160.00</b>	Other Miscellaneous Tax Revenues		Local Municipal Purpose Taxes	<b>.30 2,178,878.03</b>
Human Resources	<b>45,550.00</b>	State Aid Revenues	<b>193,749.34</b>	Veteron & Senior Citizen Taxes	<b>211,150.00</b>
Elections		Federal Aid Revenues		Total Taxes far Rate Computation	<b>2.42 17,747,322.62</b>
General Administration (other)	<b>684,656.67</b>	State and Local Fiscal Assistance Act Utilized	<b>207,655.00</b>	Special District Taxes	
<b>JUDICIARY</b>		Sole of Acquired Property	<b>309,489.00</b>	Bank Corp. Taxes	<b>5,958.48</b>
Municipal Courts	<b>48,796.00</b>	Other Miscellaneous Revenues	<b>963,594.32</b>	Added and Omitted Taxes	<b>83,001.01</b>
<b>PUBLIC SAFETY</b>		Total	<b>21,317,860.04</b>	Total Taxes Levied - ABSTRACT	<b>17,625,132.11</b>
Fire Protection	<b>312,810.00</b>	Prior Years Surplus Appropriated	<b>1,000,000.00</b>	Total Taxes Billed	<b>17,625,442.45</b>
Police Protection	<b>1,571,462.98</b>	REVENUES TOTAL	<b>22,317,860.04</b>	1982 TAXES COLLECTED	<b>17,120,925.30</b>
Civil Defense & Disaster Control	<b>900.00</b>	Reserve For Uncollected Taxes	<b>456,000.00</b>	1982 Taxes Cancelled, Abated or Adjusted	<b>166,565.55</b>
Environmental Inspection & Control	<b>102,849.00</b>	<b>CAPITAL OUTLAY TOTAL</b>	<b>857,919.80</b>	Transfer to Tax Title Liens or Foreclosed	<b>47,256.68</b>
Other Public Safety				Balance Outstanding Dec. 31, 1982	<b>290,694.92</b>
<b>PUBLIC WORKS</b>				<b>PRIOR YEARS TAXES OUTSTANDING</b>	
Streets and Drainage	<b>866,302.17</b>	Public Enterprises	<b>36,500.00</b>	Balance January 1, 1982	<b>456,566.55</b>
Sewers and Sewage Processing		Recreation—Culture		Collected in 1982	<b>392,485.76</b>
Gorbage and Trash Disposol	<b>20,000.00</b>	Public Works	<b>700,717.24</b>	Cancelled, Abated or Adjusted 1982	
Public Buildings and Grounds	<b>203,809.00</b>	Buildings and Grounds	<b>120,702.56</b>	Transfers to Tax Title Liens or Foreclosed	
Other Public Works	<b>101,300.00</b>	Library and Education		Balance December 31, 1982	<b>104,080.79</b>
<b>HEALTH and WELFARE</b>		Conservation		<b>TAX TITLE LIENS OUTSTANDING</b>	
Health Services Except Environmental	<b>98,870.00</b>	All Other		Balance January 1, 1982	<b>162,638.81</b>
Welfare-Public Assistance	<b>15,318.00</b>	<b>CAPITAL DEBT AUTHORIZED, DECEMBER 31, 1982</b>		Transfer From Taxes	<b>47,256.68</b>
Hospitals, Clinics, First Aid		ISSUED AND UNISSUED GROSS DEBT		Redeemed in 1982	<b>17,270.24</b>
Animal, Insect, & Rodent Control	<b>3,000.00</b>	School	<b>5,860,000</b>	Cancelled, Abated or Adjusted (1982)	
Other Welfare Services		Self-liquidating	<b>3,760,000</b>	Transfers to Foreclosed Property	
<b>RECREATION and CONSERVATION</b>		Other	<b>12,435,193</b>	Balance December 31, 1982	<b>192,625.25</b>
Beaches and Boardwalks		Total	<b>22,055,193</b>	<b>PROPERTY ACQUIRED BY DEED OR FORECLOSURE</b>	
Parks, Playgrounds, Shade Trees		<b>ISSUED AND OUTSTANDING</b>		Balance January 1, 1982	<b>6,440,927.50</b>
Land Reclamation & Conservation	<b>2,640.00</b>	School	<b>5,860,000.00</b>	Transfers From Taxes or Liens	
Other Recreational Services	<b>124,379.00</b>	Self-Liquidating	<b>3,760,000.00</b>	Sale for Cash (1982)	
<b>EDUCATION (excluding schools)</b>		Other	<b>11,558,000.00</b>	Cancelled, Abated or Adjusted (1982)	<b>101,337.00</b>
Libraries	<b>184,000.00</b>	Total	<b>21,178,000.00</b>	Balance December 31, 1982	<b>6,339,590.50</b>
Other Educational Services		<b>EQUALIZED VALUATION BASIS</b>		<b>CURRENT FINANCES DECEMBER 31, 1982</b>	
<b>STATUTORY EXPENDITURES</b>		<b>FOR NET DEBT COMPUTATION</b>	<b>655,852,809</b>	<b>ASSETS</b>	
Pensions & F. I. C. A.	<b>389,718.18</b>	<b>REAL PROPERTY VALUATIONS</b>		Cash Dec. 31, 1982	<b>1,350,546.80</b>
Employee Fringe Benefits	<b>206,600.00</b>	Code Class # of Parcels % VAL'N		Taxes Receivable	<b>394,775.71</b>
Other Statutory Expenditures	<b>13,000.00</b>	1 Vocont Land 811 3.68	<b>20,837,300.00</b>	Tax Title Liens	<b>192,625.25</b>
<b>CETA And Other Public Employment Programs</b>		2 Residential 5999 48.83	<b>276,861,100.00</b>	Foreclosed Property	<b>6,339,590.50</b>
<b>MUNICIPAL FUNCTIONS TOTAL</b>	<b>5,203,587.00</b>	3 Form 2	<b>41,000.00</b>	Emergencies & Other Deferred Charges	<b>4,000.00</b>
<b>CAPITAL IMPROVEMENTS *MEMO*</b>	<b>20,000.00</b>	4a Commercial 169 7.31	<b>41,465,400.00</b>	State and Federal Aid Receivable	<b>26,500.00</b>
<b>DEBT SERVICE</b>		4b Industrial 241 40.17	<b>227,746,600.00</b>	Other Receivables	<b>1,055,661.02</b>
Principal Payments	<b>655,000.00</b>	4c Apartments		Total	<b>9,363,699.28</b>
Interest Payments	<b>528,778.00</b>	Total 7222	<b>566,951,400.00</b>	<b>LIABILITIES, RESERVES, AND SURPLUS</b>	
<b>DEFERRED CHARGES</b>	<b>106,230.67</b>	Land Area 8.20 Sq. Miles		Cash Liabilities	<b>622,106.77</b>
<b>SCHOOL, COUNTY, SPECIAL DISTRICT TAXES</b>	<b>15,357,294.59</b>	Net Valuation Taxable-Municipal	<b>573,282,400</b>	Reserves for Receivables	<b>7,982,652.48</b>
<b>RESERVE FOR UNCOLLECTED TAXES</b>	<b>456,000.00</b>	Net Valuation Taxable-County	<b>824,781,349</b>	Surplus Dec. 31, 1982	<b>758,940.03</b>
<b>EXPENDITURES TOTAL</b>	<b>22,346,890.26</b>	State Equalized Valuation	<b>723,321,534</b>	Total	<b>9,363,699.28</b>
		State Equalization Ratio	<b>79.11</b>		

1223

Population 1980 **14,361**  
 Population 1982 **14,149**  
 S & P Rating  
 Moody Rating **A**

General Tax Rate Per \$100.  
**4.48**  
 State Equalized Tax Rate  
**2.78**

**SOUTH RIVER BOROUGH - MIDDLESEX CO.**  
**Form of Government:**  
**Borough Council**  
**Number of Members on Governing Body - 6**

PER CAPITA:  
 Gross Debt **440.13**  
 Net Debt **199.18**  
 Debt Service **19.16**  
 Total Tax Levy **520.44**  
 Municipal Expenditures **253.08**

PER CENT:  
 Gross Debt **2.54**  
 Net Debt **1.15**  
 Tax Levy Collected **97.48**  
 Tax Levy Cancelled, Abated or Adjusted **.08**

EXPENDITURES		REVENUES-REALIZED		1982 PROPERTY TAX	
<b>GENERAL GOVERNMENT</b>				<b>STATE EQUALIZED TAX RATE</b> <span style="float:right">↓</span>	
Governing Body & Public Boards	11,550.00	1982 Property Taxes Collected	7,172,238.72	Local District School Taxes	1.45 3,840,069.84
Municipal Clerk	44,121.00	1982 Payments in Lieu of Taxes		Regional & Consolidated School Tax	
Financial Administration	29,285.00	Delinquent Tax & Lien Collections	149,598.83	School Taxes in Municipal Budget	
Assessment of Taxes	31,900.00	Business Personalty Replacement Taxes	126,010.88	County Taxes	.55 1,449,943.79
Collection of Taxes	45,575.00	Taxes from Public Utilities	284,677.00	County Library Taxes	
Planning, Housing & Development	23,080.00	Other Miscellaneous Tax Revenues		Local Municipal Purpose Taxes	.77 2,047,000.55
Human Resources	10,000.00	State Aid Revenues	207,518.23	Veteran & Senior Citizen Taxes	225,000.00
Elections	6,205.00	Federal Aid Revenues		Total Taxes for Rate Computation	2.77 7,562,014.18
General Administration (other)	401,554.00	State and Local Fiscal Assistance Act Utilized	125,286.00	Special District Taxes	
<b>JUDICIARY</b>		Sale of Acquired Property		Bank Corp. Taxes	13,233.59
Municipal Courts	27,480.00	Other Miscellaneous Revenues	277,565.31	Added and Omitted Taxes	13,453.43
<b>PUBLIC SAFETY</b>		Total	8,342,894.97	Total Taxes Levied - ABSTRACT	7,363,701.20
Fire Protection	41,335.00	Prior Years Surplus Appropriated	350,000.00	Total Taxes Billed	7,357,388.85
Police Protection	883,672.45	REVENUES TOTAL	8,692,894.97	1982 TAXES COLLECTED	7,172,238.72
Civil Defense & Disaster Control	4,000.00	Reserve For Uncollected Taxes	183,536.81	1982 Taxes Cancelled, Abated or Adjusted	5,801.64
Environmental Inspection & Control	40,725.00	CAPITAL OUTLAY TOTAL	1,231,965.66	Transfer to Tax Title Liens or Foreclosed	12,624.64
Other Public Safety				Balance Outstanding Dec. 31, 1982	166,723.85
<b>PUBLIC WORKS</b>				<b>PRIOR YEARS TAXES OUTSTANDING</b>	
Streets and Drainage	287,701.25	Public Enterprises	82,356.32	Balance January 1, 1982	157,032.14
Sewers and Sewage Processing	241,860.66	Recreation—Culture	64,224.58	Collected in 1982	146,862.49
Garbage and Trash Disposal	400,100.00	Public Works	451,940.70	Cancelled, Abated or Adjusted 1982	
Public Buildings and Grounds	53,435.00	Buildings and Grounds	633,419.06	Transfers to Tax Title Liens or Foreclosed	10,169.65
Other Public Works	2,000.00	Library and Education	25.00	Balance December 31, 1982	
<b>HEALTH and WELFARE</b>		Conservation		<b>TAX TITLE LIENS OUTSTANDING</b>	
Health Services Except Environmental	36,195.00	All Other		Balance January 1, 1982	10,965.46
Welfare-Public Assistance	40,605.00	CAPITAL DEBT AUTHORIZED, DECEMBER 31, 1982		Transfer From Taxes	24,049.50
Hospitals, Clinics, First Aid		ISSUED AND UNISSUED GROSS DEBT NET DEBT		Redeemed in 1982	2,736.34
Animal, Insect, & Rodent Control	5,500.00	School		Cancelled, Abated or Adjusted (1982)	5,330.62
Other Welfare Services		Self-liquidating	3,349,500	Transfers to Foreclosed Property	
<b>RECREATION and CONSERVATION</b>		Other	2,877,900	Balance December 31, 1982	26,948.00
Beaches and Boardwalks		Total	6,227,400	<b>PROPERTY ACQUIRED BY DEED OR FORECLOSURE</b>	
Parks, Playgrounds, Shade Trees	1,510.00	ISSUED AND OUTSTANDING		Balance January 1, 1982	192,220.00
Land Reclamation & Conservation	200.00	School		Transfers From Taxes or Liens	
Other Recreational Services	71,000.00	Self-Liquidating	3,349,500.00	Sale for Cash (1982)	
<b>EDUCATION (excluding schools)</b>		Other	2,782,900.00	Cancelled, Abated or Adjusted (1982)	
Libraries	57,000.00	Total	6,132,400.00	Balance December 31, 1982	192,220.00
Other Educational Services	300.00	<b>EQUALIZED VALUATION BASIS FOR NET DEBT COMPUTATION</b>	245,105,340	<b>CURRENT FINANCES DECEMBER 31, 1982</b>	
<b>STATUTORY EXPENDITURES</b>		<b>REAL PROPERTY VALUATIONS</b>		<b>ASSETS</b>	
Pensions & F. I. C. A.	281,300.00	Code Class # of Parcels % VAL'N		Cash Dec. 31, 1982	470,677.16
Employee Fringe Benefits		1 Vacant Land 394 2.41	3,933,100.00	Taxes Receivable	166,723.85
Other Statutory Expenditures	3,000.00	2 Residential 3826 84.12	137,029,750.00	Tax Title Liens	26,948.00
<b>CETA And Other Public Employment Programs</b>		3 Farm 1 600.00	600.00	Foreclosed Property	192,220.00
<b>MUNICIPAL FUNCTIONS TOTAL</b>	3,122,189.36	4a Commercial 256 8.16	13,257,200.00	Emergencies & Other Deferred Charges	32,200.00
<b>CAPITAL IMPROVEMENTS *MEMO*</b>	25,000.00	4b Industrial 39 2.24	3,654,800.00	State and Federal Aid Receivable	19,216.90
<b>DEBT SERVICE</b>		4c Apartments 9 3.06	4,584,300.00	Other Receivables	4,687.25
Principal Payments	105,000.00	Total 4525	162,899,750.00	Total	912,673.16
Interest Payments	166,091.68	Land Area 2.80 Sq. Miles		<b>LIABILITIES, RESERVES, AND SURPLUS</b>	
<b>DEFERRED CHARGES</b>	3,946.50	Net Valuation Taxable-Municipal	163,927,130	Cash Liabilities	264,402.83
<b>SCHOOL, COUNTY, SPECIAL DISTRICT TAXES</b>	5,290,013.63	Net Valuation Taxable-County	258,026,047	Reserves for Receivables	390,579.10
<b>RESERVE FOR UNCOLLECTED TAXES</b>	183,536.81	State Equalized Valuation	263,897,802	Surplus Dec. 31, 1982	257,691.23
<b>EXPENDITURES TOTAL</b>	8,870,777.98	State Equalization Ratio	61.97	Total	912,673.16



1529

Population 1980 3,954  
 Population 1982 3,933  
 S & P Rating  
 Maady Rating

General Tax Rate Per \$100.

3.48

State Equalized Tax Rate

2.44

**SOUTH TOMS RIVER BORO. - OCEAN CO.****Form of Government:****Borough Council****Number of Members on Governing Body - 6****PER CAPITA:**

Gross Debt 243.71  
 Net Debt 82.96  
 Debt Service 3.29  
 Total Tax Levy 284.93  
 Municipal Expenditures 183.51

**PER CENT:**

Gross Debt 2.26  
 Net Debt .77  
 Tax Levy Collected 91.05  
 Tax Levy Cancelled, Abated or Adjusted .13

EXPENDITURES		REVENUES-REALIZED		1982 PROPERTY TAX	
<b>GENERAL GOVERNMENT</b>				<b>STATE EQUALIZED TAX RATE</b> →	
Governing Body & Public Boards	100.00	1982 Property Taxes Collected	1,019,946.37	Local District Schaal Taxes	
Municipal Clerk		1982 Payments in Lieu of Taxes		Regional & Consolidated Schaal Tax	1.58
Financial Administration	17,560.00	Delinquent Tax & Lien Collections	97,937.33	Schaal Taxes in Municipal Budget	
Assessment of Taxes	3,200.00	Business Personalty Replacement Taxes	19,093.40	Caunty Taxes	.43 *
Collection of Taxes	8,930.00	Taxes from Public Utilities	161,107.00	County Library Taxes	.02
Planning, Housing & Development	4,405.00	Other Miscellaneous Tax Revenues		Local Municipal Purpose Taxes	.40
Human Resources		State Aid Revenues	47,729.37	Veteran & Senior Citizen Taxes	
Elections		Federal Aid Revenues		Total Taxes far Rate Computation	2.43
General Administration (other)	146,642.00	State and Local Fiscal Assistance Act Utilized	50,727.82	Special District Taxes	
<b>JUDICIARY</b>		Sale of Acquired Property		Bank Corp. Taxes	746.75
Municipal Courts	16,026.00	Other Miscellaneous Revenues	79,765.59	Added and Omitted Taxes	3,263.02
<b>PUBLIC SAFETY</b>		Total	1,476,306.88	Total Taxes Levied - ABSTRACT	1,120,632.69
Fire Protection	16,800.00	Prior Years Surplus Appropriated	105,000.00	Total Taxes Billed	1,120,201.83
Police Protection	129,759.00	REVENUES	1,581,306.88	1982 TAXES COLLECTED	1,019,946.37
Civil Defense & Disaster Contral	500.00	Reserve Far Uncollected Taxes	138,000.00	1982 Taxes Cancelled, Abated or Adjusted	1,415.92
Environmental Inspection & Contral	8,455.00			Transfer to Tax Title Liens or Foreclosed	34,297.12
Other Public Safety				Balance Outstanding Dec. 31, 1982	64,542.42
<b>PUBLIC WORKS</b>		<b>CAPITAL OUTLAY</b>	<b>TOTAL</b>	<b>PRIOR YEARS TAXES OUTSTANDING</b>	
Streets and Drainage	44,067.00	Public Enterprises		Balance January 1, 1982	106,941.40
Sewers and Sewage Processing	1,000.00	Recreation—Culture		Collected in 1982	85,342.62
Garbage and Trash Disposal	40,315.00	Public Works		Cancelled, Abated or Adjusted 1982	1,283.51
Public Buildings and Grounds	7,900.00	Buildings and Grounds		Transfers to Tax Title Liens or Foreclosed	11,166.91
Other Public Works	18,100.00	Library and Education		Balance December 31, 1982	9,148.36
<b>HEALTH and WELFARE</b>		Conservation		<b>TAX TITLE LIENS OUTSTANDING</b>	
Health Services Except Envrinmental	1,050.00	All Other		Balance January 1, 1982	142,530.75
Welfare-Public Assistance	16,200.00			Transfer From Taxes	47,962.18
Hospitals, Clinics, First Aid		<b>CAPITAL DEBT AUTHORIZED, DECEMBER 31, 1982</b>		Redeemed in 1982	12,594.71
Animal, Insect, & Radent Contral	9,440.00	<b>ISSUED AND UNISSUED</b>	<b>GROSS DEBT</b>	Cancelled, Abated or Adjusted (1982)	
Other Welfare Services		Schaal	586,492	Transfers to Foreclosed Property	
<b>RECREATION and CONSERVATION</b>		Self-liquidating		Balance December 31, 1982	177,898.22
Beaches and Baardwalks		Other	372,000	<b>PROPERTY ACQUIRED BY DEED OR FORECLOSURE</b>	
Parks, Playgrounds, Shade Trees		Total	958,492	Balance January 1, 1982	
Land Reclamation & Conservation	5,000.00			Transfers From Taxes or Liens	
Other Recreational Services	12,300.00	<b>ISSUED AND OUTSTANDING</b>		Sale for Cash (1982)	
<b>EDUCATION (excluding schaal)</b>		School	586,492.37	Cancelled, Abated or Adjusted (1982)	
Libraries		Self-liquidating		Balance December 31, 1982	
Other Educational Services		Other	141,000.00	<b>CURRENT FINANCES DECEMBER 31, 1982</b>	
<b>STATUTORY EXPENDITURES</b>		Total	727,492.37	<b>ASSETS</b>	
Pensions & F. I. C. A.	34,000.00	<b>EQUALIZED VALUATION BASIS</b>		Cash Dec. 31, 1982	279,770.81
Employee Fringe Benefits		<b>FOR NET DEBT COMPUTATION</b>	42,341,473	Taxes Receivable	73,690.78
Other Statutory Expenditures	3,000.00	<b>REAL PROPERTY VALUATIONS</b>		Tax Title Liens	177,898.22
CETA And Other Public Employment Programs		Code Class # of Parcels % VAL'N	<b>ASSESSED VALUATION</b>	Foreclosed Property	
<b>MUNICIPAL FUNCTIONS</b>	<b>TOTAL</b>	1 Vacant Land 93 4.50	1,428,950.00	Emergencies & Other Deferred Charges	6,085.04
<b>CAPITAL IMPROVEMENTS</b>	<b>*MEMO*</b>	2 Residential 1059 77.57	24,605,750.00	State and Federal Aid Receivable	9,673.00
<b>DEBT SERVICE</b>		3 Farm		Other Receivables	14,398.15
Principal Payments	9,100.00	4a Commercial 47 16.15	5,123,000.00	Total	561,516.00
Interest Payments	3,855.56	4b Industrial 2 1.15	365,800.00	<b>LIABILITIES, RESERVES, AND SURPLUS</b>	
		4c Apartments 1 .62	196,100.00	Cash Liabilities	162,186.73
		Total 1202	31,719,600.00	Reserves far Receivables	265,987.15
<b>DEFERRED CHARGES</b>	26,034.74	Land Area 1.20 Sq. Miles		Surplus Dec. 31, 1982	133,342.12
<b>SCHOOL, COUNTY, SPECIAL DISTRICT TAXES</b>	932,164.27	Net Valuation Taxable-Municipal	32,105,154	Total	561,516.00
<b>RESERVE FOR UNCOLLECTED TAXES</b>	138,000.00	Net Valuation Taxable-County	42,596,727		
<b>EXPENDITURES</b>	<b>TOTAL</b>	State Equalized Valuation	45,668,702		
	1,653,903.57	State Equalization Ratio	70.05		

0333

Population 1980 8,808  
 Population 1982 8,926  
 S & P Rating  
 Moody Rating

General Tax Rate Per \$100.

State Equalized Tax Rate 1.74  
 1.72

## SOUTHAMPTON TWP. - BURLINGTON CO.

## Form of Government:

## Township Committee

## Number of Members on Governing Body - 5

## PER CAPITA:

Gross Debt 152.81  
 Net Debt 7.20  
 Debt Service 6.39  
 Total Tax Levy 407.73  
 Municipal Expenditures 218.10

## PER CENT:

Gross Debt .72  
 Net Debt .03  
 Tax Levy Collected 94.78  
 Tax Levy Cancelled, Abated or Adjusted .13

EXPENDITURES		REVENUES-REALIZED		1982 PROPERTY TAX	
GENERAL GOVERNMENT		1982 Property Taxes Collected		STATE EQUALIZED TAX RATE →	
Governing Body & Public Boards		1982 Payments in Lieu of Taxes	3,444,769.00	Local District School Taxes	.71 1,468,326.50
Municipal Clerk		Delinquent Tax & Lien Collections	158,775.16	Regional & Consolidated School Tax	.40 830,127.58
Financial Administration	17,400.00	Business Personalty Replacement Taxes	40,674.36	School Taxes in Municipal Budget	
Assessment of Taxes	39,600.00	Taxes from Public Utilities	736,071.00	County Taxes	.59 1,218,452.36
Collection of Taxes	33,100.00	Other Miscellaneous Tax Revenues		County Library Taxes	.03 67,190.49
Planning, Housing & Development	45,400.00	State Aid Revenues	50,740.58	Local Municipal Purpose Taxes	
Human Resources		Federal Aid Revenues		Veteran & Senior Citizen Taxes	154,850.00
Elections	4,000.00	State and Local Fiscal Assistance Act Utilized	130,000.00	Total Taxes for Rate Computation	1.73 3,738,946.93
General Administration (other)	160,000.00	Sale of Acquired Property		Special District Taxes	
JUDICIARY		Other Miscellaneous Revenues	415,854.82	Bank Corp. Taxes	8,051.91
Municipal Courts	38,000.00	Total	5,016,884.92	Added and Omitted Taxes	47,256.01
PUBLIC SAFETY		Prior Years Surplus Appropriated	1,000,000.00	Total Taxes Levied - ABSTRACT	3,639,404.85
Fire Protection	58,400.00	REVENUES TOTAL	6,016,884.92	Total Taxes Billed	3,634,378.87
Police Protection	45,200.00	Reserve For Uncollected Taxes	323,741.41	1982 TAXES COLLECTED	3,444,769.00
Civil Defense & Disaster Control	2,700.00			1982 Taxes Cancelled, Abated or Adjusted	4,566.49
Environmental Inspection & Control	40,500.00			Transfer to Tax Title Liens or Foreclosed	6,473.11
Other Public Safety				Balance Outstanding Dec. 31, 1982	178,570.27
PUBLIC WORKS		CAPITAL OUTLAY TOTAL		PRIOR YEARS TAXES OUTSTANDING	
Streets and Drainage	379,500.00	Public Enterprises		Balance January 1, 1982	204,269.82
Sewers and Sewage Processing		Recreation—Culture		Collected in 1982	187,871.28
Garbage and Trash Disposal	128,000.00	Public Works		Cancelled, Abated or Adjusted 1982	1,529.00
Public Buildings and Grounds	115,000.00	Buildings and Grounds		Transfers to Tax Title Liens or Foreclosed	4,222.76
Other Public Works	65,000.00	Library and Education		Balance December 31, 1982	10,646.78
HEALTH and WELFARE		Conservation		TAX TITLE LIENS OUTSTANDING	
Health Services Except Environmental	3,100.00	All Other		Balance January 1, 1982	14,012.56
Welfare-Public Assistance	6,200.00			Transfer From Taxes	11,345.15
Hospitals, Clinics, First Aid		CAPITAL DEBT AUTHORIZED, DECEMBER 31, 1982		Redeemed in 1982	10,903.88
Animal, Insect, & Rodent Control	22,700.00	ISSUED AND UNISSUED		Cancelled, Abated or Adjusted (1982)	
Other Welfare Services		School	1,299,709	Transfers to Foreclosed Property	
RECREATION and CONSERVATION		Self-liquidating		Balance December 31, 1982	14,453.83
Beaches and Boardwalks		Other	64,254	PROPERTY ACQUIRED BY DEED OR FORECLOSURE	
Parks, Playgrounds, Shade Trees	25,240.00	Total	1,363,963	Balance January 1, 1982	27,250.00
Land Reclamation & Conservation	1,200.00			Transfers From Taxes or Liens	
Other Recreational Services	124,500.00	ISSUED AND OUTSTANDING		Sale for Cash (1982)	
EDUCATION (excluding schools)		School	1,255,436.76	Cancelled, Abated or Adjusted (1982)	11,800.00
Libraries	20,500.00	Self-liquidating		Balance December 31, 1982	15,450.00
Other Educational Services	8,000.00	Other	57,000.00	CURRENT FINANCES DECEMBER 31, 1982	
STATUTORY EXPENDITURES		Total	1,312,436.76	ASSETS	
Pensions & F. I. C. A.	43,000.00	EQUALIZED VALUATION BASIS		Cash Dec. 31, 1982	2,020,419.87
Employee Fringe Benefits	50,000.00	FOR NET DEBT COMPUTATION	150,434,419	Taxes Receivable	189,217.05
Other Statutory Expenditures	4,000.00	REAL PROPERTY VALUATIONS		Tax Title Liens	14,453.83
CETA And Other Public Employment Programs		Code Class # of Parcels % VAL'N		Foreclosed Property	15,450.00
MUNICIPAL FUNCTIONS TOTAL	1,480,240.00	1 Vacant Land 769 4.87	9,784,750.00	Emergencies & Other Deferred Charges	5,422.70
CAPITAL IMPROVEMENTS *MEMO*	150,000.00	2 Residential 3165 81.17	163,131,250.00	State and Federal Aid Receivable	
DEBT SERVICE		3 Farm 495 6.09	12,246,750.00	Other Receivables	33,763.71
Principal Payments	57,000.00	4a Commercial 121 5.70	11,463,050.00	Total	2,278,727.16
Interest Payments		4b Industrial 19 2.17	4,353,450.00	LIABILITIES, RESERVES, AND SURPLUS	
DEFERRED CHARGES	85,789.58	4c Apartments		Cash Liabilities	925,390.87
SCHOOL, COUNTY, SPECIAL DISTRICT TAXES	3,584,096.93	Total 4569	200,979,250.00	Reserves for Receivables	244,884.59
RESERVE FOR UNCOLLECTED TAXES	323,741.41	Land Area 43.31 Sq. Miles		Surplus Dec. 31, 1982	1,108,451.70
EXPENDITURES TOTAL	5,530,867.92	Net Valuation Taxable-Municipal	205,607,256	Total	2,278,727.16
		Net Valuation Taxable-County	201,792,308		
		State Equalized Valuation	207,986,551		
		State Equalization Ratio	98.83		



1918

Population 1980 **13,333**  
 Population 1982 **13,429**  
 S & P Rating  
 Moody Rating **BAA1**

General Tax Rate Per \$100.

State Equalized Tax Rate **5.11**  
**2.59**

**SPARTA TOWNSHIP - SUSSEX COUNTY****Form of Government:****Council-Manager Plan B (OMCL 50)****Number of Members on Governing Body - 5**

PER CAPITA:

Gross Debt **359.41**  
 Net Debt **172.43**  
 Debt Service **34.02**  
 Total Tax Levy **865.04**  
 Municipal Expenditures **342.75**

PER CENT:

Gross Debt **1.20**  
 Net Debt **.57**  
 Tax Levy Collected **94.02**  
 Tax Levy Cancelled, Abated or Adjusted **.16**

EXPENDITURES		REVENUES-REALIZED		1982 PROPERTY TAX	
<b>GENERAL GOVERNMENT</b>				<b>STATE EQUALIZED TAX RATE</b> <b>1.59</b>	
Governing Body & Public Boards	15,000.00	1982 Property Taxes Collected		Local District School Taxes	7,034,737.50
Municipal Clerk		1982 Payments in Lieu of Taxes		Regional & Consolidated School Tax	
Financial Administration		Delinquent Tax & Lien Collections		School Taxes in Municipal Budget	
Assessment of Taxes	56,691.00	Business Personalty Replacement Taxes		County Taxes	* 2,473,875.90
Collection of Taxes	99,706.00	Taxes from Public Utilities		County Library Taxes	
Planning, Housing & Development	92,120.22	Other Miscellaneous Tax Revenues		Local Municipal Purpose Taxes	1,967,820.08
Human Resources	500.00	State Aid Revenues		Veteran & Senior Citizen Taxes	75,325.00
Elections	8,508.95	Federal Aid Revenues		Total Taxes for Rate Computation	11,551,758.48
General Administration (other)	375,157.72	State and Local Fiscal Assistance Act Utilized		Special District Taxes	20,000.00
<b>JUDICIARY</b>		Sale of Acquired Property		Bank Corp. Taxes	6,630.86
Municipal Courts	52,602.00	Other Miscellaneous Revenues		Added and Omitted Taxes	113,613.70
<b>PUBLIC SAFETY</b>		Total		Total Taxes Levied - ABSTRACT	11,616,678.04
Fire Protection	88,550.76	Prior Years Surplus Appropriated		Total Taxes Billed	11,616,861.79
Police Protection	932,276.62	REVENUES		1982 TAXES COLLECTED	10,921,622.29
Civil Defense & Disaster Control	1,020.00	Reserve For Uncollected Taxes		1982 Taxes Cancelled, Abated or Adjusted	18,551.46
Environmental Inspection & Control	45,048.00	CAPITAL OUTLAY		Transfer to Tax Title Liens or Foreclosed	109,277.24
Other Public Safety		TOTAL		Balance Outstanding Dec. 31, 1982	567,410.80
<b>PUBLIC WORKS</b>				<b>PRIOR YEARS TAXES OUTSTANDING</b>	
Streets and Drainage	610,719.17	Public Enterprises		Balance January 1, 1982	600,111.15
Sewers and Sewage Processing	588.91	Recreation—Culture		Collected in 1982	522,310.05
Garbage and Trash Disposal	56,917.05	Public Works		Cancelled, Abated or Adjusted 1982	3,262.02
Public Buildings and Grounds	54,586.00	Buildings and Grounds		Transfers to Tax Title Liens or Foreclosed	57,584.43
Other Public Works	10,901.00	Library and Education		Balance December 31, 1982	6,954.65
<b>HEALTH and WELFARE</b>		Conservation		<b>TAX TITLE LIENS OUTSTANDING</b>	
Health Services Except Environmental	93,138.00	All Other		Balance January 1, 1982	149,380.21
Welfare-Public Assistance	24,088.00	CAPITAL DEBT AUTHORIZED, DECEMBER 31, 1982		Transfer From Taxes	175,850.60
Hospitals, Clinics, First Aid		ISSUED AND UNISSUED		Redeemed in 1982	60,497.36
Animal, Insect, & Rodent Control	13,000.00	GROSS DEBT		Cancelled, Abated or Adjusted (1982)	11,853.91
Other Welfare Services		NET DEBT		Transfers to Foreclosed Property	
<b>RECREATION and CONSERVATION</b>				Balance December 31, 1982	252,879.54
Beaches and Boardwalks		Schaal		<b>PROPERTY ACQUIRED BY DEED OR FORECLOSURE</b>	
Parks, Playgrounds, Shade Trees	1,450.00	Self-liquidating		Balance January 1, 1982	239,185.00
Land Reclamation & Conservation	4,381.75	Other		Transfers From Taxes or Liens	
Other Recreational Services	84,735.00	Total		Sale for Cash (1982)	
<b>EDUCATION (excluding schools)</b>				Cancelled, Abated or Adjusted (1982)	
Libraries	180,100.00	ISSUED AND OUTSTANDING		Balance December 31, 1982	239,185.00
Other Educational Services		SCHOOL		<b>CURRENT FINANCES DECEMBER 31, 1982</b>	
<b>STATUTORY EXPENDITURES</b>		Total		<b>ASSETS</b>	
Pensions & F. I. C. A.	284,824.24	EQUALIZED VALUATION BASIS		Cash Dec. 31, 1982	1,706,367.23
Employee Fringe Benefits	123,006.47	FOR NET DEBT COMPUTATION		Taxes Receivable	574,365.45
Other Statutory Expenditures		REAL PROPERTY VALUATIONS		Tax Title Liens	252,879.54
CETA And Other Public Employment Programs		Code Class # of Parcels % VAL'N		Foreclosed Property	239,185.00
<b>MUNICIPAL FUNCTIONS</b>				Emergencies & Other Deferred Charges	452,980.17
<b>CAPITAL IMPROVEMENTS</b>	<b>*MEMO*</b>			State and Federal Aid Receivable	
<b>DEBT SERVICE</b>				Other Receivables	54,387.27
Principal Payments	300,969.00			Total	3,280,164.66
Interest Payments	155,947.15			<b>LIABILITIES, RESERVES, AND SURPLUS</b>	
<b>DEFERRED CHARGES</b>				Cash Liabilities	839,844.23
SCHOOL, COUNTY, SPECIAL DISTRICT TAXES	58,106.50			Reserves for Receivables	1,093,521.26
RESERVE FOR UNCOLLECTED TAXES	9,528,613.40			Surplus Dec. 31, 1982	1,346,799.17
<b>EXPENDITURES</b>	<b>TOTAL</b>			Total	3,280,164.66
	14,131,350.79				
		Land Area 38.50 Sq. Miles			
		Net Valuation Taxable-Municipal			224,720,640
		Net Valuation Taxable-County			421,884,003
		State Equalized Valuation			441,774,614
		State Equalization Ratio			50.70

\*Includes County Health Service Taxes or County Vocational School Taxes. See Table 13.

Population 1980 7,840  
 Population 1982 8,464  
 S & P Rating  
 Moody Rating A

General Tax Rate Per \$100.

State Equalized Tax Rate 4.80  
 2.91

## SPOTSWOOD BOROUGH - MIDDLESEX CO.

## Form of Government:

## Mayor-Council Plan B (OMCL 50)

## Number of Members on Governing Body - 5

## PER CAPITA:

Gross Debt 971.71  
 Net Debt 197.41  
 Debt Service 10.78  
 Total Tax Levy 510.12  
 Municipal Expenditures 233.72

## PER CENT:

Gross Debt 6.11  
 Net Debt 1.24  
 Tax Levy Collected 97.64  
 Tax Levy Cancelled, Abated or Adjusted .04

EXPENDITURES		REVENUES-REALIZED		1982 PROPERTY TAX	
GENERAL GOVERNMENT				STATE EQUALIZED TAX RATE $\rightarrow$	
Governing Body & Public Boards	2,072.00	1982 Property Taxes Collected		Local District School Taxes 1.89	2,772,114.50
Municipal Clerk	30,653.00	1982 Payments in Lieu of Taxes		Regional & Consolidated School Tax	
Financial Administration	77,511.00	Delinquent Tax & Lien Collections		School Taxes in Municipal Budget	
Assessment of Taxes	77,642.00	Business Personalty Replacement Taxes		County Taxes .61	893,063.52
Collection of Taxes		Taxes from Public Utilities		County Library Taxes	
Planning, Housing & Development	29,044.00	Other Miscellaneous Tax Revenues		Local Municipal Purpose Taxes .41	600,314.78
Human Resources	23,376.00	State Aid Revenues		Veteran & Senior Citizen Taxes	60,600.00
Elections	9,372.00	Federal Aid Revenues		Total Taxes for Rate Computation 2.91	4,326,092.80
General Administration (other)	138,712.41	State and Local Fiscal Assistance Act Utilized		Special District Taxes	
JUDICIARY		Sale of Acquired Property		Bank Corp. Taxes	7,816.45
Municipal Courts	17,901.00	Other Miscellaneous Revenues		Added and Omitted Taxes	44,350.48
PUBLIC SAFETY		Total		Total Taxes Levied - ABSTRACT	4,317,659.73
Fire Protection	38,009.00	Prior Years Surplus Appropriated		Total Taxes Billed	4,317,924.88
Police Protection	601,519.84	REVENUES TOTAL		1982 TAXES COLLECTED	4,216,062.23
Civil Defense & Disaster Control	2,000.00	Reserve For Uncollected Taxes		1982 Taxes Cancelled, Abated or Adjusted	1,822.00
Environmental Inspection & Control	39,736.00	CAPITAL OUTLAY TOTAL		Transfer to Tax Title Liens or Foreclosed	12,835.20
Other Public Safety				Balance Outstanding Dec. 31, 1982	87,205.45
PUBLIC WORKS		Public Enterprises		PRIOR YEARS TAXES OUTSTANDING	
Streets and Drainage	215,970.14	Recreation—Culture		Balance January 1, 1982	90,960.69
Sewers and Sewage Processing		Public Works		Collected in 1982	87,873.43
Garbage and Trash Disposal	104,574.00	Buildings and Grounds		Cancelled, Abated or Adjusted 1982	685.85
Public Buildings and Grounds	41,538.28	Library and Education		Transfers to Tax Title Liens or Foreclosed	59.41
Other Public Works		Conservation		Balance December 31, 1982	2,342.00
HEALTH and WELFARE		All Other		TAX TITLE LIENS OUTSTANDING	
Health Services Except Environmental	13,473.00	CAPITAL DEBT AUTHORIZED, DECEMBER 31, 1982		Balance January 1, 1982	90,496.33
Welfare-Public Assistance	6,658.00	ISSUED AND UNISSUED GROSS DEBT		Transfer From Taxes	12,962.31
Hospitals, Clinics, First Aid		School 5,220,000		Redeemed in 1982	139.75
Animal, Insect, & Rodent Control	9,138.10	Self-liquidating 1,897,500		Cancelled, Abated or Adjusted (1982)	
Other Welfare Services		Other 1,107,070		Transfers to Foreclosed Property	
RECREATION and CONSERVATION		Total 8,224,570		Balance December 31, 1982	103,318.89
Beaches and Boardwalks		ISSUED AND OUTSTANDING		PROPERTY ACQUIRED BY DEED OR FORECLOSURE	
Parks, Playgrounds, Shade Trees		School 5,220,000.00		Balance January 1, 1982	42,730.00
Land Reclamation & Conservation		Self-Liquidating 1,810,000.00		Transfers From Taxes or Liens	
Other Recreational Services	21,375.00	Other 1,040,000.00		Sale for Cash (1982)	
EDUCATION (excluding schools)		Total 8,070,000.00		Cancelled, Abated or Adjusted (1982)	
Libraries	48,513.00	EQUALIZED VALUATION BASIS		Balance December 31, 1982	42,730.00
Other Educational Services	400.00	FOR NET DEBT COMPUTATION		CURRENT FINANCES DECEMBER 31, 1982	
STATUTORY EXPENDITURES		REAL PROPERTY VALUATIONS		ASSETS	
Pensions & F. I. C. A.	138,596.00	Code Class # of Parcels % VAL'N		Cash Dec. 31, 1982	259,383.09
Employee Fringe Benefits	56,895.00	1 Vacant Land 552 2.44		Taxes Receivable	89,547.45
Other Statutory Expenditures	7,000.00	2 Residential 1923 79.10		Tax Title Liens	103,318.89
CETA And Other Public Employment Programs		3 Farm 2 .05		Foreclosed Property	42,730.00
MUNICIPAL FUNCTIONS TOTAL	1,751,676.77	4a Commercial 48 4.92		Emergencies & Other Deferred Charges	94,160.00
CAPITAL IMPROVEMENTS *MEMO*	30,000.00	4b Industrial 7 9.05		State and Federal Aid Receivable	723.45
DEBT SERVICE		4c Apartments 6 4.43		Other Receivables	8,086.82
Principal Payments	25,000.00	Total 2538		Total	597,949.70
Interest Payments	66,275.00	Land Area 2.15 Sq. Miles		LIABILITIES, RESERVES, AND SURPLUS	
DEFERRED CHARGES	15,660.00	Net Valuation Taxable-Municipal		Cash Liabilities	208,504.71
SCHOOL, COUNTY, SPECIAL DISTRICT TAXES	3,665,178.02	Net Valuation Taxable-County		Reserves for Receivables	243,683.16
RESERVE FOR UNCOLLECTED TAXES	119,568.81	State Equalized Valuation		Surplus Dec. 31, 1982	145,761.83
EXPENDITURES TOTAL	5,643,360.60	State Equalization Ratio 60.61		Total	597,949.70



1348

Population 1980 4,215  
 Population 1982 4,213  
 S & P Rating  
 Moody Rating A

General Tax Rate Per \$100.

4.03  
 State Equalized Tax Rate  
 1.51

## SPRING LAKE BOROUGH - MONMOUTH CO.

## Form of Government:

## Borough Council

Number of Members on Governing Body - 6

## PER CAPITA:

Gross Debt 675.73  
 Net Debt 418.68  
 Debt Service 57.05  
 Total Tax Levy 840.05  
 Municipal Expenditures 557.25

## PER CENT:

Gross Debt 1.44  
 Net Debt .89  
 Tax Levy Collected 95.32  
 Tax Levy Cancelled, Abated or Adjusted

EXPENDITURES		REVENUES-REALIZED		1982 PROPERTY TAX	
GENERAL GOVERNMENT				STATE EQUALIZED TAX RATE .57	
Governing Body & Public Boards		1982 Property Taxes Collected	3,370,954.89	Local District School Taxes	1,335,834.00
Municipal Clerk		1982 Payments in Lieu of Taxes		Regional & Consolidated School Tax	
Financial Administration	6,900.00	Delinquent Tax & Lien Collections	163,357.44	School Taxes in Municipal Budget	
Assessment of Taxes	7,568.00	Business Personalty Replacement Taxes	26,136.64	County Taxes	1,081,311.84
Collection of Taxes	26,875.00	Taxes from Public Utilities	245,583.00	County Library Taxes	
Planning, Housing & Development	12,908.42	Other Miscellaneous Tax Revenues		Local Municipal Purpose Taxes	1,106,796.00
Human Resources		State Aid Revenues	29,009.12	Veteran & Senior Citizen Taxes	34,550.00
Elections		Federal Aid Revenues		Total Taxes for Rate Computation	3,558,491.84
General Administration (other)	283,915.00	State and Local Fiscal Assistance Act Utilized	25,490.00	Special District Taxes	
JUDICIARY		Sale of Acquired Property		Bank Corp. Taxes	2,645.66
Municipal Courts	13,265.00	Other Miscellaneous Revenues	650,933.97	Added and Omitted Taxes	12,548.93
PUBLIC SAFETY		Total	4,511,465.06	Total Taxes Levied - ABSTRACT	3,539,136.43
Fire Protection	35,300.00	Prior Years Surplus Appropriated	673,000.00	Total Taxes Billed	3,536,490.77
Police Protection	398,784.00	REVENUES TOTAL	5,184,465.06	1982 TAXES COLLECTED	3,370,954.89
Civil Defense & Disaster Control		Reserve For Uncollected Taxes	200,806.20	1982 Taxes Cancelled, Abated or Adjusted	
Environmental Inspection & Control	16,525.00	CAPITAL OUTLAY TOTAL	143,116.03	Transfer to Tax Title Liens or Foreclosed	4,973.24
Other Public Safety		Public Enterprises	35,649.62	Balance Outstanding Dec. 31, 1982	160,562.64
PUBLIC WORKS		Recreation—Culture	39,053.60	PRIOR YEARS TAXES OUTSTANDING	
Streets and Drainage	227,900.00	Public Works	26,658.54	Balance January 1, 1982	163,336.97
Sewers and Sewage Processing		Buildings and Grounds	41,754.27	Collected in 1982	159,865.55
Garbage and Trash Disposal	171,622.50	Library and Education		Cancelled, Abated or Adjusted 1982	1,686.03
Public Buildings and Grounds	59,750.00	Conservation		Transfers to Tax Title Liens or Foreclosed	1,777.00
Other Public Works		All Other		Balance December 31, 1982	8.39
HEALTH and WELFARE		CAPITAL DEBT AUTHORIZED, DECEMBER 31, 1982		TAX TITLE LIENS OUTSTANDING	
Health Services Except Environmental	11,900.00	ISSUED AND UNISSUED		Balance January 1, 1982	17,757.81
Welfare-Public Assistance	1,100.00	School	372,000	Transfer From Taxes	6,866.12
Hospitals, Clinics, First Aid		Self-liquidating	710,929	Redeemed in 1982	3,491.89
Animal, Insect, & Radent Control	500.00	Other	1,763,905	Cancelled, Abated or Adjusted (1982)	
Other Welfare Services		Total	2,846,834	Transfers to Foreclosed Property	
RECREATION and CONSERVATION		ISSUED AND OUTSTANDING		Balance December 31, 1982	21,132.04
Beaches and Boardwalks	244,250.00	School	372,000.00	PROPERTY ACQUIRED BY DEED OR	
Parks, Playgrounds, Shade Trees	87,775.00	Self-Liquidating	256,000.00	FORECLOSURE	
Land Reclamation & Conservation		Other	1,142,600.00	Balance January 1, 1982	9,700.00
Other Recreational Services	11,552.50	Total	1,770,600.00	Transfers From Taxes or Liens	
EDUCATION (excluding schools)		EQUALIZED VALUATION BASIS		Sale for Cash (1982)	
Libraries	38,500.00	FOR NET DEBT COMPUTATION	197,705,370	Cancelled, Abated or Adjusted (1982)	
Other Educational Services		REAL PROPERTY VALUATIONS		Balance December 31, 1982	9,700.00
STATUTORY EXPENDITURES		Code Class # of Parcels % VAL'N		CURRENT FINANCES DECEMBER 31, 1982	
Pensions & F. I. C. A.	156,731.05	1 Vacant Land 126 2.79	2,387,150.00	ASSETS	
Employee Fringe Benefits	49,500.00	2 Residential 1560 89.62	76,735,350.00	Cash Dec. 31, 1982	927,044.07
Other Statutory Expenditures	6,000.00	3 Farm		Taxes Receivable	160,571.03
CETA And Other Public Employment Programs		4a Commercial 79 7.51	6,430,700.00	Tax Title Liens	21,132.04
MUNICIPAL FUNCTIONS TOTAL	1,869,121.47	4b Industrial		Foreclosed Property	9,700.00
CAPITAL IMPROVEMENTS *MEMO*	20,000.00	4c Apartments 1 .08	67,200.00	Emergencies & Other Deferred Charges	70,408.42
DEBT SERVICE		Total 1766	85,620,400.00	State and Federal Aid Receivable	
Principal Payments	145,000.00	Land Area 1.30 Sq. Miles		Other Receivables	489.42
Interest Payments	95,346.75	Net Valuation Taxable-Municipal	87,402,477	Total	1,189,344.98
DEFERRED CHARGES	37,400.00	Net Valuation Taxable-County	202,120,837	LIABILITIES, RESERVES, AND SURPLUS	
SCHOOL, COUNTY, SPECIAL DISTRICT TAXES	2,417,145.84	State Equalized Valuation	229,802,621	Cash Liabilities	228,764.89
RESERVE FOR UNCOLLECTED TAXES	200,806.20	State Equalization Ratio	37.55	Reserves for Receivables	191,892.49
EXPENDITURES TOTAL	4,764,820.26			Surplus Dec. 31, 1982	768,687.60
				Total	1,189,344.98

Population 1980 **5,424**  
 Population 1982 **5,419**  
 S & P Rating  
 Moody Rating

General Tax Rate Per \$100.

3.62

State Equalized Tax Rate

2.13

**SPRING LAKE HEIGHTS – MONMOUTH CO.****Form of Government:****Borough Council****Number of Members on Governing Body – 6**

PER CAPITA:

Gross Debt **480.43**Net Debt **364.01**Debt Service **14.11**Total Tax Levy **563.99**Municipal Expenditures **254.78**

PER CENT:

Gross Debt **1.97**Net Debt **1.49**Tax Levy Collected **95.63**Tax Levy Cancelled, Abated  
or Adjusted

EXPENDITURES		REVENUES-REALIZED		1982 PROPERTY TAX	
<b>GENERAL GOVERNMENT</b>				<b>STATE EQUALIZED TAX RATE</b> <b>1.18</b>	
Governing Body & Public Boards		1982 Property Taxes Collected	<b>2,914,529.71</b>	Local District School Taxes	<b>1,678,185.00</b>
Municipal Clerk		1982 Payments in Lieu of Taxes		Regional & Consolidated School Tax	
Financial Administration	<b>12,500.00</b>	Delinquent Tax & Lien Collections	<b>154,819.34</b>	School Taxes in Municipal Budget	
Assessment of Taxes	<b>7,385.85</b>	Business Personalty Replacement Taxes	<b>27,560.88</b>	County Taxes	<b>.51 733,025.03</b>
Collection of Taxes	<b>14,524.17</b>	Taxes from Public Utilities	<b>255,151.00</b>	County Library Taxes	<b>.02 28,100.88</b>
Planning, Housing & Development	<b>10,418.06</b>	Other Miscellaneous Tax Revenues		Local Municipal Purpose Taxes	<b>.42 602,396.21</b>
Human Resources		State Aid Revenues	<b>40,212.32</b>	Veteran & Senior Citizen Taxes	<b>50,725.00</b>
Elections	<b>2,500.00</b>	Federal Aid Revenues		Total Taxes for Rate Computation	<b>2.13 3,092,432.12</b>
General Administration (other)	<b>153,036.96</b>	State and Local Fiscal Assistance Act Utilized	<b>74,033.91</b>	Special District Taxes	
<b>JUDICIARY</b>		Sale of Acquired Property		Bank Corp. Taxes	<b>8,418.99</b>
Municipal Courts	<b>12,952.14</b>	Other Miscellaneous Revenues	<b>145,824.72</b>	Added and Omitted Taxes	<b>6,128.42</b>
<b>PUBLIC SAFETY</b>		Total	<b>3,612,131.88</b>	Total Taxes Levied - ABSTRACT	<b>3,056,254.53</b>
Fire Protection	<b>27,500.00</b>	Prior Years Surplus Appropriated	<b>200,000.00</b>	Total Taxes Billed	<b>3,047,835.54</b>
Police Protection	<b>360,084.96</b>	REVENUES TOTAL	<b>3,812,131.88</b>	1982 TAXES COLLECTED	<b>2,914,529.71</b>
Civil Defense & Disaster Control		Reserve For Uncollected Taxes	<b>175,000.00</b>	1982 Taxes Cancelled, Abated or Adjusted	
Environmental Inspection & Control	<b>14,238.10</b>	CAPITAL OUTLAY TOTAL	<b>262,493.04</b>	Transfer to Tax Title Liens or Foreclosed	
Other Public Safety		Public Enterprises	<b>10,217.44</b>	Balance Outstanding Dec. 31, 1982	<b>133,305.83</b>
<b>PUBLIC WORKS</b>		Recreation—Culture		<b>PRIOR YEARS TAXES OUTSTANDING</b>	
Streets and Drainage	<b>193,337.04</b>	Public Works	<b>181,643.62</b>	Balance January 1, 1982	<b>160,752.60</b>
Sewers and Sewage Processing		Buildings and Grounds	<b>70,631.98</b>	Collected in 1982	<b>153,528.34</b>
Garbage and Trash Disposal	<b>98,016.52</b>	Library and Education		Cancelled, Abated or Adjusted 1982	
Public Buildings and Grounds	<b>17,501.50</b>	Conservation		Transfers to Tax Title Liens or Foreclosed	
Other Public Works	<b>39,714.94</b>	All Other		Balance December 31, 1982	<b>7,224.26</b>
<b>HEALTH and WELFARE</b>		CAPITAL DEBT AUTHORIZED, DECEMBER 31, 1982		<b>TAX TITLE LIENS OUTSTANDING</b>	
Health Services Except Environmental	<b>10,880.00</b>	ISSUED AND UNISSUED GROSS DEBT NET DEBT		Balance January 1, 1982	<b>1,397.72</b>
Welfare-Public Assistance	<b>6,200.00</b>	School 405,000		Transfer From Taxes	
Hospitals, Clinics, First Aid		Self-liquidating 832,000	<b>677,689</b>	Redeemed in 1982	<b>1,291.00</b>
Animal, Insect, & Rodent Control	<b>500.00</b>	Other 1,366,477	<b>1,294,888</b>	Cancelled, Abated or Adjusted (1982)	
Other Welfare Services		Total 2,603,477	<b>1,972,577</b>	Transfers to Foreclosed Property	
<b>RECREATION and CONSERVATION</b>		ISSUED AND OUTSTANDING		Balance December 31, 1982	<b>106.72</b>
Beaches and Boardwalks		School 405,000.00		<b>PROPERTY ACQUIRED BY DEED OR FORECLOSURE</b>	
Parks, Playgrounds, Shade Trees	<b>14,968.94</b>	Self-liquidating 807,000.00		Balance January 1, 1982	<b>38,430.00</b>
Land Reclamation & Conservation		Other 1,058,500.00		Transfers From Taxes or Liens	
Other Recreational Services		Total 2,310,500.00		Sale for Cash (1982)	<b>30,000.00</b>
<b>EDUCATION (excluding schools)</b>		EQUALIZED VALUATION BASIS FOR NET DEBT COMPUTATION	<b>132,195,002</b>	Cancelled, Abated or Adjusted (1982)	
Libraries		REAL PROPERTY VALUATIONS		Balance December 31, 1982	<b>8,430.00</b>
Other Educational Services		Code Class # of Parcels % VAL'N ASSESSED VALUATION		<b>CURRENT FINANCES DECEMBER 31, 1982</b>	
<b>STATUTORY EXPENDITURES</b>		1 Vacant Land 96 1.40 1,167,800.00		ASSETS	
Pensions & F. I. C. A.	<b>83,258.83</b>	2 Residential 1785 74.08 61,841,130.00		Cash Dec. 31, 1982	<b>565,911.91</b>
Employee Fringe Benefits	<b>43,400.00</b>	3 Farm 11.88 9,920,900.00		Taxes Receivable	<b>140,530.09</b>
Other Statutory Expenditures	<b>3,500.00</b>	4a Commercial 78 11.88 9,920,900.00		Tax Title Liens	<b>106.72</b>
CETA And Other Public Employment Programs		4b Industrial 1 .09 78,800.00		Foreclosed Property	<b>8,430.00</b>
<b>MUNICIPAL FUNCTIONS TOTAL</b>	<b>1,126,418.01</b>	4c Apartments 10 12.54 10,465,600.00		Emergencies & Other Deferred Charges	<b>20,663.50</b>
<b>CAPITAL IMPROVEMENTS *MEMO*</b>	<b>8,000.00</b>	Total 1970 83,474,230.00		State and Federal Aid Receivable	<b>1,123.46</b>
<b>DEBT SERVICE</b>		Land Area 1.30 Sq. Miles		Other Receivables	<b>735.00</b>
Principal Payments	<b>40,000.00</b>	Net Valuation Taxable-Municipal	<b>83,999,283</b>	Total	<b>737,500.68</b>
Interest Payments	<b>36,439.50</b>	Net Valuation Taxable-County	<b>138,222,584</b>	<b>LIABILITIES, RESERVES, AND SURPLUS</b>	
<b>DEFERRED CHARGES</b>	<b>2,786.82</b>	State Equalized Valuation	<b>142,417,054</b>	Cash Liabilities	<b>426,656.89</b>
<b>SCHOOL, COUNTY, SPECIAL DISTRICT TAXES</b>	<b>2,439,310.91</b>	State Equalization Ratio	<b>58.83</b>	Reserves for Receivables	<b>149,801.81</b>
<b>RESERVE FOR UNCOLLECTED TAXES</b>	<b>175,000.00</b>			Surplus Dec. 31, 1982	<b>161,041.98</b>
<b>EXPENDITURES TOTAL</b>	<b>3,819,955.24</b>			Total	<b>737,500.68</b>



0334

Population 1980 **2,691**  
 Population 1982 **2,744**  
 S & P Rating  
 Moody Rating

General Tax Rate Per \$100.

State Equalized Tax Rate **2.58**  
**2.13**

**SPRINGFIELD TWP. - BURLINGTON CO.****Form of Government:****Township Committee****Number of Members on Governing Body - 3**

## PER CAPITA:

Grass Debt **113.38**  
 Net Debt **53.85**  
 Debt Service **23.58**  
 Total Tax Levy **516.11**  
 Municipal Expenditures **282.28**

## PER CENT:

Gross Debt **.52**  
 Net Debt **.25**  
 Tax Levy Collected **90.86**  
 Tax Levy Cancelled, Abated or Adjusted **.83**

EXPENDITURES	REVENUES-REALIZED	1982 PROPERTY TAX
<b>GENERAL GOVERNMENT</b>		<b>STATE EQUALIZED TAX RATE</b>
Governing Body & Public Boards		Local District School Taxes <b>.61</b> <b>403,314.07</b>
Municipal Clerk		Regional & Consolidated School Tax <b>.82</b> <b>542,297.66</b>
Financial Administration <b>14,100.00</b>	1982 Property Taxes Collected <b>1,287,941.47</b>	School Taxes in Municipal Budget
Assessment of Taxes <b>5,500.00</b>	1982 Payments in Lieu of Taxes	County Taxes <b>.60</b> <b>398,913.42</b>
Collection of Taxes <b>12,500.00</b>	Delinquent Tax & Lien Collections <b>142,057.61</b>	County Library Taxes <b>.03</b> <b>21,917.44</b>
Planning, Housing & Development <b>9,400.00</b>	Business Personalty Replacement Taxes <b>40,111.00</b>	Local Municipal Purpose Taxes <b>.07</b> <b>48,386.79</b>
Human Resources	Taxes from Public Utilities <b>228,193.00</b>	Veteran & Senior Citizen Taxes <b>24,475.00</b>
Elections	Other Miscellaneous Tax Revenues	Total Taxes for Rate Computation <b>2.13</b> <b>1,439,304.38</b>
General Administration (other) <b>91,750.00</b>	State Aid Revenues <b>16,651.30</b>	Special District Taxes
<b>JUDICIARY</b>	Federal Aid Revenues	Bank Corp. Taxes <b>1,162.30</b>
Municipal Courts <b>48,100.00</b>	State and Local Fiscal Assistance Act Utilized <b>35,552.00</b>	Added and Omitted Taxes <b>212.98</b>
<b>PUBLIC SAFETY</b>	Sale of Acquired Property	Total Taxes Levied - ABSTRACT <b>1,416,204.66</b>
Fire Protection <b>46,500.00</b>	Other Miscellaneous Revenues <b>131,984.62</b>	Total Taxes Billed <b>1,417,448.06</b>
Police Protection <b>72,000.00</b>	Total <b>1,862,491.00</b>	<b>1982 TAXES COLLECTED</b>
Civil Defense & Disaster Control <b>1,450.00</b>	Prior Years Surplus Appropriated <b>229,000.00</b>	1982 Taxes Cancelled, Abated or Adjusted <b>11,796.34</b>
Environmental Inspection & Control <b>5,500.00</b>	REVENUES TOTAL <b>2,111,491.00</b>	Transfer to Tax Title Liens or Foreclosed <b>9,817.39</b>
Other Public Safety	Reserve For Uncollected Taxes <b>161,050.66</b>	Balance Outstanding Dec. 31, 1982 <b>107,892.86</b>
<b>PUBLIC WORKS</b>	CAPITAL OUTLAY TOTAL <b>2,286.41</b>	<b>PRIOR YEARS TAXES OUTSTANDING</b>
Streets and Drainage <b>131,250.00</b>	Public Enterprises	Balance January 1, 1982 <b>149,745.96</b>
Sewers and Sewage Processing	Recreation—Culture	Collected in 1982 <b>133,982.92</b>
Garbage and Trash Disposal <b>50,000.00</b>	Public Works	Cancelled, Abated or Adjusted 1982 <b>8,113.79</b>
Public Buildings and Grounds <b>23,800.00</b>	Buildings and Grounds	Transfers to Tax Title Liens or Foreclosed <b>6,574.64</b>
Other Public Works	Library and Education	Balance December 31, 1982 <b>1,074.61</b>
<b>HEALTH and WELFARE</b>	Conservation	<b>TAX TITLE LIENS OUTSTANDING</b>
Health Services Except Environmental <b>2,000.00</b>	All Other	Balance January 1, 1982 <b>27,296.34</b>
Welfare-Public Assistance <b>3,250.00</b>	CAPITAL DEBT AUTHORIZED, DECEMBER 31, 1982	Transfer From Taxes <b>17,224.28</b>
Hospitals, Clinics, First Aid	ISSUED AND UNISSUED GROSS DEBT NET DEBT	Redeemed in 1982 <b>8,074.69</b>
Animal, Insect, & Rodent Control <b>7,500.00</b>	School <b>163,337</b>	Cancelled, Abated or Adjusted (1982)
Other Welfare Services	Self-liquidating <b>147,772</b> <b>147,772</b>	Transfers to Foreclosed Property
<b>RECREATION and CONSERVATION</b>	Other <b>311,109</b> <b>147,772</b>	Balance December 31, 1982 <b>36,445.93</b>
Beaches and Boardwalks	Total <b>311,109</b>	<b>PROPERTY ACQUIRED BY DEED OR FORECLOSURE</b>
Parks, Playgrounds, Shade Trees	ISSUED AND OUTSTANDING	Balance January 1, 1982 <b>4,065.36</b>
Land Reclamation & Conservation	School <b>163,337.61</b>	Transfers From Taxes or Liens
Other Recreational Services <b>1,000.00</b>	Self-Liquidating <b>147,000.00</b>	Sale for Cash (1982)
<b>EDUCATION (excluding schools)</b>	Other <b>310,337.61</b>	Cancelled, Abated or Adjusted (1982)
Libraries	Total <b>310,337.61</b>	Balance December 31, 1982 <b>4,065.36</b>
Other Educational Services	EQUALIZED VALUATION BASIS	<b>CURRENT FINANCES DECEMBER 31, 1982</b>
<b>STATUTORY EXPENDITURES</b>	FOR NET DEBT COMPUTATION <b>59,522.963</b>	<b>ASSETS</b>
Pensions & F. I. C. A. <b>15,600.00</b>	REAL PROPERTY VALUATIONS	Cash Dec. 31, 1982 <b>462,134.84</b>
Employee Fringe Benefits	Code Class # of Parcels % VAL'N ASSESSED VALUATION	Taxes Receivable <b>108,967.47</b>
Other Statutory Expenditures <b>2,600.00</b>	1 Vacant Land <b>147 3.73 1,552,200.00</b>	Tax Title Liens <b>36,445.93</b>
CETA And Other Public Employment Programs	2 Residential <b>624 59.83 31,580,900.00</b>	Foreclosed Property <b>4,065.36</b>
<b>MUNICIPAL FUNCTIONS TOTAL 548,800.00</b>	3 Farm <b>423 25.33 13,540,050.00</b>	Emergencies & Other Deferred Charges
<b>CAPITAL IMPROVEMENTS *MEMO*</b>	4a Commercial <b>64 11.11 5,539,300.00</b>	State and Federal Aid Receivable <b>77,878.99</b>
<b>DEBT SERVICE</b>	4b Industrial	Other Receivables <b>293.49</b>
Principal Payments <b>49,000.00</b>	4c Apartments	Total <b>689,786.08</b>
Interest Payments <b>15,714.18</b>	Total <b>1258 53,452,450.00</b>	<b>LIABILITIES, RESERVES, AND SURPLUS</b>
<b>DEFERRED CHARGES</b>	Land Area <b>29.34</b> Sq. Miles	Cash Liabilities <b>137,687.86</b>
SCHOOL, COUNTY, SPECIAL DISTRICT TAXES <b>1,366,442.59</b>	Net Valuation Taxable-Municipal <b>54,796,558</b>	Reserves for Receivables <b>149,772.25</b>
RESERVE FOR UNCOLLECTED TAXES <b>161,050.66</b>	Net Valuation Taxable-County <b>65,911,060</b>	Surplus Dec. 31, 1982 <b>402,325.97</b>
<b>EXPENDITURES TOTAL 2,141,007.43</b>	State Equalized Valuation <b>65,986,084</b>	Total <b>689,786.08</b>
	State Equalization Ratio <b>82.69</b>	

2017

Population 1980 **13,955**  
 Population 1982 **14,086**  
 S & P Rating  
 Moody Rating **A1**

General Tax Rate Per \$100.  
**3.52**  
 State Equalized Tax Rate  
**2.38**

# SPRINGFIELD TWP. - UNION CO.

## Form of Government:

### Township Council

### Number of Members on Governing Body - 5

PER CAPITA:

Gross Debt **343.60**  
 Net Debt **220.68**  
 Debt Service **25.58**  
 Total Tax Levy **890.61**  
 Municipal Expenditures **398.27**

PER CENT:

Gross Debt **.99**  
 Net Debt **.64**  
 Tax Levy Collected **96.58**  
 Tax Levy Cancelled, Abated  
 or Adjusted **.02**

EXPENDITURES		REVENUES-REALIZED		1982 PROPERTY TAX	
<b>GENERAL GOVERNMENT</b>				<b>STATE EQUALIZED TAX RATE</b>	
Governing Body & Public Boards		1982 Property Taxes Collected	<b>12,088,143.02</b>	Local District School Taxes	<b>.72</b>
Municipal Clerk		1982 Payments in Lieu of Taxes	<b>49,398.72</b>	Regional & Consolidated School Tax	<b>.63</b>
Financial Administration	<b>45,266.00</b>	Delinquent Tax & Lien Collections	<b>357,638.20</b>	School Taxes in Municipal Budget	
Assessment of Taxes	<b>49,714.00</b>	Business Personalty Replacement Taxes	<b>450,545.88</b>	County Taxes	<b>.52</b>
Collection of Taxes	<b>35,341.00</b>	Taxes from Public Utilities	<b>1,121,419.00</b>	County Library Taxes	
Planning, Housing & Development	<b>18,050.00</b>	Other Miscellaneous Tax Revenues		Local Municipal Purpose Taxes	<b>.51</b>
Human Resources	<b>2,000.00</b>	State Aid Revenues	<b>133,039.89</b>	Veteran & Senior Citizen Taxes	
Elections		Federal Aid Revenues		Total Taxes for Rate Computation	<b>2.38</b>
General Administration (other)	<b>255,779.00</b>	State and Local Fiscal Assistance Act Utilized	<b>112,400.33</b>	Special District Taxes	
<b>JUDICIARY</b>		Sale of Acquired Property		Bank Corp. Taxes	<b>43,656.32</b>
Municipal Courts	<b>40,830.00</b>	Other Miscellaneous Revenues	<b>619,676.30</b>	Added and Omitted Taxes	<b>32,929.80</b>
<b>PUBLIC SAFETY</b>		Total	<b>14,932,261.34</b>	Total Taxes Levied - ABSTRACT	<b>12,545,130.21</b>
Fire Protection	<b>615,260.00</b>	Prior Years Surplus Appropriated	<b>675,000.00</b>	Total Taxes Billed	<b>12,516,026.08</b>
Police Protection	<b>1,306,532.00</b>	REVENUES	<b>15,607,261.34</b>	1982 TAXES COLLECTED	<b>12,088,143.02</b>
Civil Defense & Disaster Control	<b>14,850.00</b>	Reserve For Uncollected Taxes	<b>600,345.39</b>	1982 Taxes Cancelled, Abated or Adjusted	<b>2,916.72</b>
Environmental Inspection & Control	<b>50,902.00</b>	<b>CAPITAL OUTLAY</b>	<b>789,988.72</b>	Transfer to Tax Title Liens or Foreclosed	<b>8,159.36</b>
Other Public Safety		Total		Balance Outstanding Dec. 31, 1982	<b>416,806.98</b>
<b>PUBLIC WORKS</b>				<b>PRIOR YEARS TAXES OUTSTANDING</b>	
Streets and Drainage	<b>251,323.00</b>	Public Enterprises		Balance January 1, 1982	<b>568,014.84</b>
Sewers and Sewage Processing	<b>287,466.00</b>	Recreation—Culture		Collected in 1982	<b>354,227.79</b>
Garbage and Trash Disposal	<b>285,000.00</b>	Public Works	<b>663,694.42</b>	Cancelled, Abated or Adjusted 1982	<b>17.90</b>
Public Buildings and Grounds	<b>163,640.00</b>	Buildings and Grounds	<b>124,794.30</b>	Transfers to Tax Title Liens or Foreclosed	<b>3,957.65</b>
Other Public Works	<b>150,923.00</b>	Library and Education	<b>1,500.00</b>	Balance December 31, 1982	<b>209,811.50</b>
<b>HEALTH and WELFARE</b>		Conservation		<b>TAX TITLE LIENS OUTSTANDING</b>	
Health Services Except Environmental	<b>52,062.00</b>	All Other		Balance January 1, 1982	<b>3,965.89</b>
Welfare-Public Assistance	<b>10,034.00</b>	<b>CAPITAL DEBT AUTHORIZED, DECEMBER 31, 1982</b>		Transfer From Taxes	<b>12,590.67</b>
Hospitals, Clinics, First Aid	<b>5,000.00</b>	<b>ISSUED AND UNISSUED</b>	<b>GROSS DEBT</b>	Redeemed in 1982	<b>3,410.41</b>
Animal, Insect, & Radent Control	<b>9,071.00</b>	School	<b>1,398,512</b>	Cancelled, Abated or Adjusted (1982)	
Other Welfare Services		Self-liquidating	<b>154,000</b>	Transfers to Foreclosed Property	
<b>RECREATION and CONSERVATION</b>		Other	<b>3,287,379</b>	Balance December 31, 1982	<b>13,146.15</b>
Beaches and Boardwalks		Total	<b>4,839,892</b>	<b>PROPERTY ACQUIRED BY DEED OR FORECLOSURE</b>	
Parks, Playgrounds, Shade Trees	<b>84,253.00</b>	<b>ISSUED AND OUTSTANDING</b>		Balance January 1, 1982	<b>26,290.00</b>
Land Reclamation & Conservation	<b>4,500.00</b>	School	<b>1,398,512.63</b>	Transfers From Taxes or Liens	
Other Recreational Services	<b>10,740.00</b>	Self-Liquidating	<b>60,000.00</b>	Sale for Cash (1982)	
<b>EDUCATION (excluding schools)</b>		Other	<b>2,651,250.00</b>	Cancelled, Abated or Adjusted (1982)	
Libraries	<b>274,073.00</b>	Total	<b>4,109,762.63</b>	Balance December 31, 1982	<b>26,290.00</b>
Other Educational Services		<b>EQUALIZED VALUATION BASIS</b>		<b>CURRENT FINANCES DECEMBER 31, 1982</b>	
<b>STATUTORY EXPENDITURES</b>		<b>FOR NET DEBT COMPUTATION</b>	<b>486,887,557</b>	<b>ASSETS</b>	
Pensions & F. I. C. A.	<b>398,462.00</b>	<b>REAL PROPERTY VALUATIONS</b>		Cash Dec. 31, 1982	<b>4,726,329.73</b>
Employee Fringe Benefits	<b>160,331.00</b>	Code Class # of Parcels % VAL'N	<b>ASSESSED VALUATION</b>	Taxes Receivable	<b>626,618.48</b>
Other Statutory Expenditures	<b>13,000.00</b>	1 Vacant Land 173 1.15	<b>4,061,400.00</b>	Tax Title Liens	<b>13,146.15</b>
<b>CETA And Other Public Employment Programs</b>		2 Residential 4269 61.99	<b>218,177,700.00</b>	Foreclosed Property	<b>26,290.00</b>
<b>MUNICIPAL FUNCTIONS</b>	<b>4,634,402.00</b>	3 Farm 13 .09	<b>308,100.00</b>	Emergencies & Other Deferred Charges	<b>10,000.00</b>
<b>CAPITAL IMPROVEMENTS</b>	<b>*MEMO* 30,000.00</b>	4a Commercial 224 22.08	<b>77,651,200.00</b>	State and Federal Aid Receivable	
<b>DEBT SERVICE</b>		4b Industrial 68 9.34	<b>32,885,200.00</b>	Other Receivables	<b>2,508.08</b>
Principal Payments	<b>180,000.00</b>	4c Apartments 15 5.35	<b>18,813,400.00</b>	Total	<b>5,404,892.44</b>
Interest Payments	<b>180,256.00</b>	Total 4762	<b>351,937,000.00</b>	<b>LIABILITIES, RESERVES, AND SURPLUS</b>	
<b>DEFERRED CHARGES</b>	<b>15,000.00</b>	Land Area 5.20 Sq. Miles		Cash Liabilities	<b>3,915,157.76</b>
<b>SCHOOL, COUNTY, SPECIAL DISTRICT TAXES</b>	<b>9,811,968.99</b>	Net Valuation Taxable-Municipal	<b>354,386,258</b>	Reserves for Receivables	<b>668,562.71</b>
<b>RESERVE FOR UNCOLLECTED TAXES</b>	<b>600,345.39</b>	Net Valuation Taxable-County	<b>529,653,525</b>	Surplus Dec. 31, 1982	<b>821,171.97</b>
<b>EXPENDITURES</b>		State Equalized Valuation	<b>522,605,203</b>	Total	<b>5,404,892.44</b>
<b>TOTAL</b>	<b>15,421,972.38</b>	State Equalization Ratio	<b>67.66</b>		



1530

Population 1980 10,385

Population 1982 11,287

S &amp; P Rating

Moody Rating

General Tax Rate Per \$100.

3.05

State Equalized Tax Rate

1.31

**STAFFORD TOWNSHIP - OCEAN COUNTY****Form of Government:****Small Municipality Plan A (OMCL 50)****Number of Members on Governing Body - 3****PER CAPITA:**

Gross Debt 470.22

Net Debt 78.15

Debt Service

Total Tax Levy 566.83

Municipal Expenditures 389.31

**PER CENT:**

Gross Debt 1.30

Net Debt .22

Tax Levy Collected 90.02

Tax Levy Cancelled, Abated

or Adjusted

EXPENDITURES		REVENUES-REALIZED		1982 PROPERTY TAX	
<b>GENERAL GOVERNMENT</b>				<b>STATE EQUALIZED TAX RATE</b>	
Governing Body & Public Boords	64,500.00	1982 Property Taxes Collected	5,748,892.56	Local District School Taxes .65	3,121,756.67
Municipal Clerk		1982 Payments in Lieu of Taxes		Regional & Consolidated School Tax .20	978,570.19
Financial Administration	37,750.00	Delinquent Tax & Lien Collections	548,002.25	School Taxes in Municipal Budget	
Assessment of Taxes	123,495.39	Business Personalty Replacement Taxes	32,873.09	County Taxes .42	* 1,992,876.81
Collection of Taxes	82,900.00	Taxes from Public Utilities	1,929,312.00	County Library Taxes .02	114,588.39
Planing, Housing & Development	30,760.00	Other Miscellaneous Tax Revenues		Local Municipal Purpose Taxes .02	98,939.00
Human Resources	500.00	State Aid Revenues	47,606.42	Veteran & Senior Citizen Taxes	196,325.00
Elections	6,400.00	Federal Aid Revenues		Total Taxes for Rate Computation 1.31	6,503,056.06
General Administration (other)	403,649.65	State and Local Fiscal Assistance Act Utilized	282,099.70	Special District Taxes	
<b>JUDICIARY</b>		Sale of Acquired Property		Bank Corp. Taxes	11,257.16
Municipal Courts	57,988.00	Other Miscellaneous Revenues	652,491.59	Added and Omitted Taxes	79,821.10
<b>PUBLIC SAFETY</b>		Total	9,281,277.61	Total Taxes Levied - ABSTRACT	6,397,809.32
Fire Protection	45,000.00	Prior Years Surplus Appropriated	940,000.00	Total Taxes Billed	6,386,552.16
Police Protection	1,037,594.00	REVENUES TOTAL	10,221,277.61	1982 TAXES COLLECTED	5,748,892.56
Civil Defense & Disaster Control	1,200.00	Reserve For Uncollected Taxes	754,600.00	1982 Taxes Cancelled, Abated or Adjusted	
Environmental Inspection & Control	84,100.00	CAPITAL OUTLAY TOTAL	110,733.60	Transfer to Tax Title Liens or Foreclosed	
Other Public Safety				Balance Outstanding Dec. 31, 1982	637,659.60
<b>PUBLIC WORKS</b>				<b>PRIOR YEARS TAXES OUTSTANDING</b>	
Streets and Drainage	420,200.00	Public Enterprises		Balance January 1, 1982	492,927.81
Sewers and Sewage Processing		Recreation—Culture		Collected in 1982	466,891.88
Gorbage and Trash Disposol	472,160.00	Public Works	107,650.15	Cancelled, Abated or Adjusted 1982	
Public Buildings and Grounds	80,000.00	Buildings and Grounds	3,083.45	Transfers to Tax Title Liens or Foreclosed	
Other Public Works	73,048.00	Library and Education		Balance December 31, 1982	26,035.93
<b>HEALTH and WELFARE</b>		Conservation		<b>TAX TITLE LIENS OUTSTANDING</b>	
Health Services Except Environmental	3,321.00	All Other		Balance January 1, 1982	148,717.28
Welfare-Public Assistance	13,648.00	CAPITAL DEBT AUTHORIZED, DECEMBER 31, 1982		Transfer From Taxes	
Hospitals, Clinics, First Aid	4,000.00	ISSUED AND UNISSUED GROSS DEBT NET DEBT		Redeemed in 1982	81,110.37
Animal, Insect, & Rodent Control	40,100.00	School 4,425,246		Cancelled, Abated or Adjusted (1982)	
Other Welfare Services		Self-liquidating 882,075	882,075	Transfers to Foreclosed Property	
<b>RECREATION and CONSERVATION</b>		Other 5,307,321	882,075	Balance December 31, 1982	67,606.91
Beaches and Boardwalks		Total	5,307,321	<b>PROPERTY ACQUIRED BY DEED OR FORECLOSURE</b>	
Parks, Playgrounds, Shade Trees	49,975.00	ISSUED AND OUTSTANDING		Balance January 1, 1982	179,605.00
Land Reclamation & Conservation		School 4,425,246.70		Transfers From Taxes or Liens	
Other Recreational Services	11,252.00	Self-Liquidating 178,500.00		Sale for Cash (1982)	
<b>EDUCATION (excluding schools)</b>		Other 4,603,746.70		Cancelled, Abated or Adjusted (1982)	
Libraries	3,000.00	Total	4,603,746.70	Balance December 31, 1982	179,605.00
Other Educational Services	500.00	<b>EQUALIZED VALUATION BASIS</b>		<b>CURRENT FINANCES DECEMBER 31, 1982</b>	
<b>STATUTORY EXPENDITURES</b>		FOR NET DEBT COMPUTATION	407,269,525	<b>ASSETS</b>	
Pensions & F. I. C. A.	235,901.22	REAL PROPERTY VALUATIONS		Cash Dec. 31, 1982	2,807,408.55
Employee Fringe Benefits	162,500.00	Code Class # of Parcels % VAL'N ASSESSED VALUATION		Taxes Receivable	663,695.53
Other Statutory Expenditures	18,400.00	1 Vacant Land 6304 18.60 37,510,762.00		Tax Title Liens	67,606.91
<b>CETA And Other Public Employment Programs</b>		2 Residential 6689 72.07 145,302,360.00		Foreclosed Property	179,605.00
<b>MUNICIPAL FUNCTIONS</b>		3 Farm 24 .10 210,050.00		Emergencies & Other Deferred Charges	170,033.04
<b>CAPITAL IMPROVEMENTS</b>	<b>*MEMO*</b>	4a Commercial 200 9.22 18,597,850.00		State and Federal Aid Receivable	100,000.00
<b>DEBT SERVICE</b>		4b Industrial		Other Receivables	22,002.00
Principal Payments		4c Apartments		Total	4,010,351.03
Interest Payments		Total 13217 201,621,022.00		<b>LIABILITIES, RESERVES, AND SURPLUS</b>	
<b>DEFERRED CHARGES</b>		Land Area 47.05 Sq. Miles		Cash Liabilities	2,387,367.77
SCHOOL, COUNTY, SPECIAL DISTRICT TAXES	75,659.78	Net Valuation Taxable-Municipal	206,726,927	Reserves for Receivables	932,909.44
RESERVE FOR UNCOLLECTED TAXES	6,207,792.06	Net Valuation Taxable-County	432,878,966	Surplus Dec. 31, 1982	690,073.82
EXPENDITURES TOTAL	10,601,894.10	State Equalized Valuation	472,795,587	Total	4,010,351.03
		State Equalization Ratio	43.11		

1919

Population 1980 **3,638**  
 Population 1982 **3,802**  
 S & P Rating  
 Moody Rating

General Tax Rate Per \$100.

State Equalized Tax Rate **2.51**  
**2.63**

**STANHOPE BOROUGH – SUSSEX COUNTY****Form of Government:****Borough Council****Number of Members on Governing Body – 6**

PER CAPITA:

Gross Debt **890.97**  
 Net Debt **55.75**  
 Debt Service **3.47**  
 Total Tax Levy **577.82**  
 Municipal Expenditures **264.31**

PER CENT:

Gross Debt **4.69**  
 Net Debt **.29**  
 Tax Levy Collected **94.65**  
 Tax Levy Cancelled, Abated or Adjusted **1.06**

EXPENDITURES		REVENUES-REALIZED		1982 PROPERTY TAX	
<b>GENERAL GOVERNMENT</b>				STATE EQUALIZED TAX RATE →	
Governing Body & Public Boards		1982 Property Taxes Collected	<b>2,081,318.61</b>	Local District School Taxes	<b>.84</b> <b>704,592.63</b>
Municipal Clerk		1982 Payments in Lieu of Taxes		Regional & Consolidated School Tax	<b>.59</b> <b>494,734.55</b>
Financial Administration	<b>20,577.00</b>	Delinquent Tax & Lien Collections	<b>77,420.23</b>	School Taxes in Municipal Budget	
Assessment of Taxes	<b>10,039.00</b>	Business Personalty Replacement Taxes	<b>40,217.31</b>	County Taxes	<b>.54</b> * <b>448,979.60</b>
Collection of Taxes	<b>17,950.00</b>	Taxes from Public Utilities	<b>56,194.38</b>	County Library Taxes	<b>.03</b> <b>25,107.47</b>
Planning, Housing & Development	<b>14,858.00</b>	Other Miscellaneous Tax Revenues		Local Municipal Purpose Taxes	<b>.62</b> <b>518,018.75</b>
Human Resources		State Aid Revenues	<b>42,186.23</b>	Veteran & Senior Citizen Taxes	<b>24,675.00</b>
Elections		Federal Aid Revenues		Total Taxes for Rate Computation	<b>2.62</b> <b>2,216,108.00</b>
General Administration (other)	<b>125,688.00</b>	State and Local Fiscal Assistance Act Utilized	<b>37,031.00</b>	Special District Taxes	
<b>JUDICIARY</b>		Sale of Acquired Property		Bank Corp. Taxes	<b>1,268.83</b>
Municipal Courts	<b>10,339.00</b>	Other Miscellaneous Revenues	<b>100,393.28</b>	Added and Omitted Taxes	<b>4,159.70</b>
<b>PUBLIC SAFETY</b>		Total	<b>2,474,761.04</b>	Total Taxes Levied - ABSTRACT	<b>2,196,861.53</b>
Fire Protection	<b>19,938.00</b>	Prior Years Surplus Appropriated	<b>200,000.00</b>	Total Taxes Billed	<b>2,159,001.64</b>
Police Protection	<b>189,988.00</b>	REVENUES TOTAL	<b>2,674,761.04</b>	1982 TAXES COLLECTED	<b>2,081,318.61</b>
Civil Defense & Disaster Control	<b>1,050.00</b>	Reserve For Uncollected Taxes	<b>175,382.50</b>	1982 Taxes Cancelled, Abated or Adjusted	<b>23,207.64</b>
Environmental Inspection & Control	<b>9,723.00</b>	CAPITAL OUTLAY TOTAL	<b>252,879.97</b>	Transfer to Tax Title Liens or Foreclosed	<b>17,236.37</b>
Other Public Safety				Balance Outstanding Dec. 31, 1982	<b>77,239.02</b>
<b>PUBLIC WORKS</b>				<b>PRIOR YEARS TAXES OUTSTANDING</b>	
Streets and Drainage	<b>125,424.61</b>	Public Enterprises	<b>179,333.70</b>	Balance January 1, 1982	<b>69,777.54</b>
Sewers and Sewage Processing		Recreation—Culture		Collected in 1982	<b>67,123.74</b>
Garbage and Trash Disposal	<b>108,192.00</b>	Public Works	<b>109,314.31</b>	Cancelled, Abated or Adjusted 1982	<b>4.39</b>
Public Buildings and Grounds	<b>20,150.00</b>	Buildings and Grounds	<b>4,231.96</b>	Transfers to Tax Title Liens or Foreclosed	<b>2,649.41</b>
Other Public Works		Library and Education		Balance December 31, 1982	
<b>HEALTH and WELFARE</b>		Conservation		<b>TAX TITLE LIENS OUTSTANDING</b>	
Health Services Except Environmental	<b>15,917.00</b>	All Other		Balance January 1, 1982	<b>29,271.50</b>
Welfare-Public Assistance	<b>2,989.00</b>	CAPITAL DEBT AUTHORIZED, DECEMBER 31, 1982		Transfer From Taxes	<b>20,342.47</b>
Hospitals, Clinics, First Aid		ISSUED AND UNISSUED		Redeemed in 1982	<b>10,296.49</b>
Animal, Insect, & Rodent Control	<b>2,523.00</b>	School	<b>778,907</b>	Cancelled, Abated or Adjusted (1982)	
Other Welfare Services		Self-liquidating	<b>2,499,324</b>	Transfers to Foreclosed Property	<b>23,022.83</b>
<b>RECREATION and CONSERVATION</b>		Other	<b>109,250</b>	Balance December 31, 1982	<b>16,294.65</b>
Beaches and Boardwalks		Total	<b>3,387,481</b>	<b>PROPERTY ACQUIRED BY DEED OR FORECLOSURE</b>	
Parks, Playgrounds, Shade Trees	<b>1,200.00</b>	ISSUED AND OUTSTANDING		Balance January 1, 1982	<b>365,177.17</b>
Land Reclamation & Conservation	<b>5,280.00</b>	School	<b>778,907.36</b>	Transfers From Taxes or Liens	<b>23,022.83</b>
Other Recreational Services	<b>13,053.00</b>	Self-Liquidating	<b>2,498,289.68</b>	Sale for Cash (1982)	
<b>EDUCATION (excluding schools)</b>		Other	<b>105,000.00</b>	Cancelled, Abated or Adjusted (1982)	
Libraries	<b>110.00</b>	Total	<b>3,382,197.04</b>	Balance December 31, 1982	<b>388,200.00</b>
Other Educational Services		EQUALIZED VALUATION BASIS		<b>CURRENT FINANCES DECEMBER 31, 1982</b>	
<b>STATUTORY EXPENDITURES</b>		FOR NET DEBT COMPUTATION	<b>72,280,749</b>	<b>ASSETS</b>	
Pensions & F. I. C. A.	<b>38,051.63</b>	REAL PROPERTY VALUATIONS		Cash Dec. 31, 1982	<b>511,659.37</b>
Employee Fringe Benefits	<b>16,200.00</b>	Code Class # of Parcels % VAL'N		Taxes Receivable	<b>77,239.02</b>
Other Statutory Expenditures	<b>2,000.00</b>	1 Vacant Land 384 3.64	<b>3,157,100.00</b>	Tax Title Liens	<b>16,294.65</b>
CETA And Other Public Employment Programs		2 Residential 1228 87.65	<b>76,055,600.00</b>	Foreclosed Property	<b>388,200.00</b>
<b>MUNICIPAL FUNCTIONS</b>	<b>771,240.24</b>	3 Farm		Emergencies & Other Deferred Charges	<b>42,553.38</b>
<b>CAPITAL IMPROVEMENTS</b>	<b>*MEMO* 6,500.00</b>	4a Commercial 49 5.74	<b>4,581,300.00</b>	State and Federal Aid Receivable	<b>3,343.09</b>
<b>DEBT SERVICE</b>		4b Industrial 4 2.79	<b>2,421,100.00</b>	Other Receivables	<b>6,758.76</b>
Principal Payments	<b>12,000.00</b>	4c Apartments 2 .18	<b>152,300.00</b>	Total	<b>1,046,048.27</b>
Interest Payments	<b>1,190.31</b>	Total 1667	<b>86,767,400.00</b>	<b>LIABILITIES, RESERVES, AND SURPLUS</b>	
<b>DEFERRED CHARGES</b>	<b>45,088.77</b>	Land Area 1.70 Sq. Miles		Cash Liabilities	<b>184,146.33</b>
<b>SCHOOL, COUNTY, SPECIAL DISTRICT TAXES</b>	<b>1,673,414.25</b>	Net Valuation Taxable-Municipal	<b>87,443,902</b>	Reserves for Receivables	<b>488,492.43</b>
<b>RESERVE FOR UNCOLLECTED TAXES</b>	<b>175,382.50</b>	Net Valuation Taxable-County	<b>77,092,493</b>	Surplus Dec. 31, 1982	<b>373,409.51</b>
<b>EXPENDITURES</b>	<b>2,678,316.07</b>	State Equalized Valuation	<b>83,469,823</b>	Total	<b>1,046,048.27</b>
<b>TOTAL</b>		State Equalization Ratio	<b>104.80</b>		

1981/3000

\*Includes County Health Service Taxes or County Vocational School Taxes. See Table 13.



1920

Population 1980 **3,887**  
 Population 1982 **3,952**  
 S & P Rating  
 Moody Rating

General Tax Rate Per \$100.

**4.97**  
 State Equalized Tax Rate  
**2.40**

**STILLWATER TOWNSHIP - SUSSEX CO.****Form of Government:****Township Committee****Number of Members on Governing Body - 5****PER CAPITA:**

Gross Debt **614.56**  
 Net Debt **113.70**  
 Debt Service **9.49**  
 Total Tax Levy **607.69**  
 Municipal Expenditures **238.91**

**PER CENT:**

Gross Debt **2.78**  
 Net Debt **.52**  
 Tax Levy Collected **89.45**  
 Tax Levy Cancelled, Abated  
 or Adjusted

EXPENDITURES		REVENUES-REALIZED		1982 PROPERTY TAX	
<b>GENERAL GOVERNMENT</b>		<b>STATE EQUALIZED TAX RATE</b>		<b>STATE EQUALIZED TAX RATE</b>	
Governing Body & Public Boards		1982 Property Taxes Collected	<b>2,147,588.73</b>	Local District School Taxes	<b>.75</b>
Municipal Clerk		1982 Payments in Lieu of Taxes		Regional & Consolidated School Tax	<b>.76</b>
Financial Administration	<b>13,800.00</b>	Delinquent Tax & Lien Collections	<b>196,971.25</b>	School Taxes in Municipal Budget	
Assessment of Taxes	<b>66,761.50</b>	Business Personalty Replacement Taxes	<b>21,577.96</b>	County Taxes	<b>.53</b>
Collection of Taxes	<b>32,725.00</b>	Taxes from Public Utilities	<b>178,591.00</b>	County Library Taxes	<b>.03</b>
Planning, Housing & Development	<b>38,756.00</b>	Other Miscellaneous Tax Revenues		Local Municipal Purpose Taxes	<b>.32</b>
Human Resources		State Aid Revenues	<b>19,872.81</b>	Veteran & Senior Citizen Taxes	
Elections		Federal Aid Revenues		Total Taxes for Rate Computation	<b>2.39</b>
General Administration (other)	<b>78,410.72</b>	State and Local Fiscal Assistance Act Utilized	<b>36,372.00</b>	Special District Taxes	
<b>JUDICIARY</b>		Safe of Acquired Property	<b>35,403.28</b>	Bank Corp. Taxes	<b>620.42</b>
Municipal Courts	<b>20,860.00</b>	Other Miscellaneous Revenues	<b>107,795.84</b>	Added and Omitted Taxes	<b>18,531.07</b>
<b>PUBLIC SAFETY</b>		Total	<b>2,744,172.87</b>	Total Taxes Levied - ABSTRACT	<b>2,401,594.02</b>
Fire Protection	<b>31,000.00</b>	Prior Years Surplus Appropriated	<b>190,000.00</b>	Total Taxes Billed	<b>2,400,973.60</b>
Police Protection	<b>37,125.00</b>	REVENUES TOTAL	<b>2,934,172.87</b>	1982 TAXES COLLECTED	<b>2,147,588.73</b>
Civil Defense & Disaster Control	<b>400.00</b>	Reserve For Uncollected Taxes	<b>270,000.00</b>	1982 Taxes Cancelled, Abated or Adjusted	
Environmental Inspection & Control	<b>19,980.00</b>	CAPITAL OUTLAY TOTAL	<b>67,892.73</b>	Transfer to Tax Title Liens or Foreclosed	
Other Public Safety		Public Enterprises		Balance Outstanding Dec. 31, 1982	<b>253,384.87</b>
<b>PUBLIC WORKS</b>		Recreation—Culture		<b>PRIOR YEARS TAXES OUTSTANDING</b>	
Streets and Drainage	<b>181,752.00</b>	Public Works	<b>61,575.12</b>	Balance January 1, 1982	<b>215,418.53</b>
Sewers and Sewage Processing	<b>27,850.00</b>	Buildings and Grounds	<b>6,317.61</b>	Collected in 1982	<b>182,625.57</b>
Garbage and Trash Disposal	<b>18,175.00</b>	Library and Education		Cancelled, Abated or Adjusted 1982	
Public Buildings and Grounds		Conservation		Transfers to Tax Title Liens or Foreclosed	
Other Public Works		All Other		Balance December 31, 1982	<b>32,792.96</b>
<b>HEALTH and WELFARE</b>		CAPITAL DEBT AUTHORIZED, DECEMBER 31, 1982		<b>TAX TITLE LIENS OUTSTANDING</b>	
Health Services Except Environmental	<b>16,945.00</b>	ISSUED AND UNISSUED		Balance January 1, 1982	<b>59,017.59</b>
Welfare-Public Assistance	<b>2,400.00</b>	School	<b>1,146,631</b>	Transfer From Taxes	
Hospitals, Clinics, First Aid		Self-liquidating		Redeemed in 1982	<b>14,345.68</b>
Animal, Insect, & Rodent Control		Other	<b>1,282,102</b>	Cancelled, Abated or Adjusted (1982)	
Other Welfare Services		Total	<b>2,428,734</b>	Transfers to Foreclosed Property	
<b>RECREATION and CONSERVATION</b>		ISSUED AND OUTSTANDING		Balance December 31, 1982	<b>44,671.91</b>
Beaches and Boardwalks		School	<b>1,146,631.93</b>	<b>PROPERTY ACQUIRED BY DEED OR FORECLOSURE</b>	
Parks, Playgrounds, Shade Trees		Self-liquidating		Balance January 1, 1982	<b>1,031,100.00</b>
Land Reclamation & Conservation	<b>2,420.00</b>	Other	<b>1,147,750.00</b>	Transfers From Taxes or Liens	
Other Recreational Services	<b>5,575.00</b>	Total	<b>2,294,381.93</b>	Sale for Cash (1982)	<b>35,403.28</b>
<b>EDUCATION (excluding schools)</b>		EQUALIZED VALUATION BASIS		Cancelled, Abated or Adjusted (1982)	
Libraries		FOR NET DEBT COMPUTATION	<b>87,225,810</b>	Balance December 31, 1982	<b>955,696.72</b>
Other Educational Services		REAL PROPERTY VALUATIONS		<b>CURRENT FINANCES DECEMBER 31, 1982</b>	
<b>STATUTORY EXPENDITURES</b>		Code Class # of Parcels % VAL'N		<b>ASSETS</b>	
Pensions & F. I. C. A.	<b>22,346.28</b>	1 Vacant Land 1101 10.18	<b>4,730,500.00</b>	Cash Dec. 31, 1982	<b>360,377.82</b>
Employee Fringe Benefits		2 Residential 1434 76.32	<b>35,465,425.00</b>	Taxes Receivable	<b>286,177.83</b>
Other Statutory Expenditures	<b>3,500.00</b>	3 Farm 339 9.89	<b>4,556,900.00</b>	Tax Title Liens	<b>44,671.91</b>
<b>CETA And Other Public Employment Programs</b>		4a Commercial 33 3.53	<b>1,642,500.00</b>	Foreclosed Property	<b>995,696.72</b>
<b>MUNICIPAL FUNCTIONS</b>		4b Industrial		Emergencies & Other Deferred Charges	<b>68,817.50</b>
TOTAL	<b>620,781.50</b>	4c Apartments 1 .07	<b>23,600.00</b>	State and Federal Aid Receivable	
<b>CAPITAL IMPROVEMENTS</b>	<b>*MEMO*</b>	Total	<b>46,468,925.00</b>	Other Receivables	<b>58,845.18</b>
<b>DEBT SERVICE</b>		Land Area 27.35 Sq. Miles		Total	<b>1,814,586.96</b>
Principal Payments	<b>37,485.00</b>	Net Valuation Taxable-Municipal	<b>46,768,186</b>	<b>LIABILITIES, RESERVES, AND SURPLUS</b>	
Interest Payments		Net Valuation Taxable-County	<b>87,898,551</b>	Cash Liabilities	<b>102,480.06</b>
<b>DEFERRED CHARGES</b>	<b>15,895.94</b>	State Equalized Valuation	<b>96,707,819</b>	Reserves for Receivables	<b>1,385,391.64</b>
<b>SCHOOL, COUNTY, SPECIAL DISTRICT TAXES</b>	<b>2,071,818.06</b>	State Equalization Ratio	<b>48.20</b>	Surplus Dec. 31, 1982	<b>326,715.26</b>
<b>RESERVE FOR UNCOLLECTED TAXES</b>	<b>270,000.00</b>			Total	<b>1,814,586.96</b>
<b>EXPENDITURES</b>	<b>3,015,980.50</b>				

1023

Population 1980 **643**  
 Population 1982 **635**  
 S & P Rating  
 Moody Rating

General Tax Rate Per \$100.

2.17  
 State Equalized Tax Rate  
 2.37

**STOCKTON BOROUGH – HUNTERDON CO.****Form of Government:****Borough Council****Number of Members on Governing Body – 6****PER CAPITA:**

Gross Debt **976.36**  
 Net Debt **659.66**  
 Debt Service **7.35**  
 Total Tax Levy **593.44**  
 Municipal Expenditures **245.26**

**PER CENT:**

Gross Debt **3.98**  
 Net Debt **2.69**  
 Tax Levy Collected **86.41**  
 Tax Levy Cancelled, Abated  
 or Adjusted **.72**

EXPENDITURES		REVENUES-REALIZED		1982 PROPERTY TAX	
<b>GENERAL GOVERNMENT</b>				<b>STATE EQUALIZED TAX RATE</b> →	
Governing Body & Public Boards	2,380.00	1982 Property Taxes Collected		Local District School Taxes	99,734.50
Municipal Clerk	1,601.03	1982 Payments in Lieu of Taxes		Regional & Consolidated School Tax	156,592.03
Financial Administration	4,500.00	Delinquent Tax & Lien Collections		School Taxes in Municipal Budget	
Assessment of Taxes	2,511.65	Business Personalty Replacement Taxes		County Taxes	75,310.96
Collection of Taxes	2,850.00	Taxes from Public Utilities		County Library Taxes	4,521.26
Planning, Housing & Development	2,050.00	Other Miscellaneous Tax Revenues		Local Municipal Purpose Taxes	38,903.03
Human Resources		State Aid Revenues		Veteran & Senior Citizen Taxes	9,050.00
Elections	450.00	Federal Aid Revenues		Total Taxes for Rate Computation	384,111.78
General Administration (other)	16,050.72	State and Local Fiscal Assistance Act Utilized		Special District Taxes	
<b>JUDICIARY</b>		Sale of Acquired Property		Bank Corp. Taxes	1,047.17
Municipal Courts	4,258.31	Other Miscellaneous Revenues		Added and Omitted Taxes	726.96
<b>PUBLIC SAFETY</b>		Total		Total Taxes Levied - ABSTRACT	376,835.91
Fire Protection	8,525.00	Prior Years Surplus Appropriated		Total Taxes Billed	375,954.93
Police Protection	1,400.00	REVENUES TOTAL		1982 TAXES COLLECTED	324,865.01
Civil Defense & Disaster Control	25.00	Reserve For Uncollected Taxes		1982 Taxes Cancelled, Abated or Adjusted	2,705.99
Environmental Inspection & Control	2,325.00	CAPITAL OUTLAY TOTAL		Transfer to Tax Title Liens or Foreclosed	
Other Public Safety				Balance Outstanding Dec. 31, 1982	48,383.43
<b>PUBLIC WORKS</b>		Public Enterprises		<b>PRIOR YEARS TAXES OUTSTANDING</b>	
Streets and Drainage	17,866.59	Recreation—Culture		Balance January 1, 1982	53,239.00
Sewers and Sewage Processing		Public Works		Collected in 1982	48,902.85
Gorbage and Trash Disposol	12,000.00	Buildings and Grounds		Cancelled, Abated or Adjusted 1982	
Public Buildings and Grounds	4,293.29	Library and Education		Transfers to Tax Title Liens or Foreclosed	
Other Public Works		Conservation		Balance December 31, 1982	4,336.15
<b>HEALTH and WELFARE</b>		All Other		<b>TAX TITLE LIENS OUTSTANDING</b>	
Health Services Except Environmental	275.00	CAPITAL DEBT AUTHORIZED, DECEMBER 31, 1982		Balance January 1, 1982	
Welfare-Public Assistance	175.00	ISSUED AND UNISSUED GROSS DEBT NET DEBT		Transfer From Taxes	
Hospitals, Clinics, First Aid		School		Redeemed in 1982	
Animal, Insect, & Rodent Control	650.00	Self-liquidating		Cancelled, Abated or Adjusted (1982)	
Other Welfare Services		Other		Transfers to Foreclosed Property	
<b>RECREATION and CONSERVATION</b>		Total		Balance December 31, 1982	
Beaches and Boardwalks		ISSUED AND OUTSTANDING		<b>PROPERTY ACQUIRED BY DEED OR FORECLOSURE</b>	
Parks, Playgrounds, Shade Trees	200.00	School		balance January 1, 1982	
Land Reclamation & Conservation		Self-Liquidating		Transfers From Taxes or Liens	
Other Recreational Services	2,500.00	Other		Sale for Cash (1982)	
<b>EDUCATION (excluding schools)</b>		Total		Cancelled, Abated or Adjusted (1982)	
Libraries		EQUALIZED VALUATION BASIS		Balance December 31, 1982	
Other Educational Services		FOR NET DEBT COMPUTATION		<b>CURRENT FINANCES DECEMBER 31, 1982</b>	
<b>STATUTORY EXPENDITURES</b>		REAL PROPERTY VALUATIONS		<b>ASSETS</b>	
Pensions & F. I. C. A.	3,700.00	Code Class # of Parcels % VAL'N		Cash Dec. 31, 1982	106,730.41
Employee Fringe Benefits		1 Vacant Land 33 2.13		Taxes Receivable	52,719.58
Other Statutory Expenditures		2 Residential 197 81.56		Tax Title Liens	
<b>CETA And Other Public Employment Programs</b>		3 Farm 8 3.89		Foreclosed Property	
<b>MUNICIPAL FUNCTIONS TOTAL</b>	90,586.59	4a Commercial 21 11.97		Emergencies & Other Deferred Charges	5,782.04
<b>CAPITAL IMPROVEMENTS *MEMO*</b>	500.00	4b Industrial 1 .44		State and Federal Aid Receivable	3,352.26
<b>DEBT SERVICE</b>		4c Apartments		Other Receivables	30,576.08
Principal Payments	4,667.04	Total		Total	199,160.37
Interest Payments		Land Area .55 Sq. Miles		<b>LIABILITIES, RESERVES, AND SURPLUS</b>	
<b>DEFERRED CHARGES</b>	1,262.82	Net Valuation Taxable-Municipal		Cash Liabilities	59,866.75
<b>SCHOOL, COUNTY, SPECIAL DISTRICT TAXES</b>	336,158.75	Net Valuation Taxable-County		Reserves for Receivables	83,295.66
<b>RESERVE FOR UNCOLLECTED TAXES</b>	59,225.63	State Equalized Valuation		Surplus Dec. 31, 1982	55,997.96
<b>EXPENDITURES TOTAL</b>	451,900.83	State Equalization Ratio		Total	199,160.37



0510

Population 1980 **1,187**  
 Population 1982 **1,286**  
 S & P Rating  
 Moody Rating **A**

General Tax Rate Per \$100.

State Equalized Tax Rate **.83**  
**.94**

**STONE HARBOR BORO. - CAPE MAY CO.****Form of Government:****Borough Council****Number of Members on Governing Body - 6**

## PER CAPITA:

Gross Debt **3,569.21**  
 Net Debt **2,892.23**  
 Debt Service **364.97**  
 Total Tax Levy **2,777.70**  
 Municipal Expenditures **2,014.77**

## PER CENT:

Gross Debt **1.42**  
 Net Debt **1.15**  
 Tax Levy Collected **97.54**  
 Tax Levy Cancelled, Abated or Adjusted

EXPENDITURES		REVENUES-REALIZED		1982 PROPERTY TAX	
<b>GENERAL GOVERNMENT</b>				<b>STATE EQUALIZED TAX RATE</b>	
Governing Body & Public Boords		1982 Property Taxes Collected	<b>3,479,026.17</b>	Local District School Taxes	<b>.10</b>
Municipal Clerk		1982 Payments in Lieu of Taxes		Regional & Consolidated School Tax	
Financial Administration	<b>9,400.00</b>	Delinquent Tax & Lien Collections	<b>40,217.09</b>	School Taxes in Municipal Budget	
Assessment of Taxes	<b>11,290.00</b>	Business Personality Replacement Taxes	<b>20,603.92</b>	County Taxes	<b>.36</b>
Collection of Taxes	<b>19,790.00</b>	Taxes from Public Utilities	<b>208,505.00</b>	County Library Taxes	<b>.02</b>
Planning, Housing & Development	<b>17,740.00</b>	Other Miscellaneous Tax Revenues		Local Municipal Purpose Taxes	<b>.45</b>
Human Resources		State Aid Revenues	<b>8,291.94</b>	Veteran & Senior Citizen Taxes	
Elections	<b>475.00</b>	Federal Aid Revenues		Total Taxes for Rate Computation	<b>.93</b>
General Administration (other)	<b>321,345.00</b>	State and Local Fiscal Assistance Act Utilized	<b>30,058.00</b>	Special District Taxes	
<b>JUDICIARY</b>		Sole of Acquired Property		Bank Corp. Taxes	<b>3,987.83</b>
Municipal Courts	<b>21,550.00</b>	Other Miscellaneous Revenues	<b>565,883.87</b>	Added and Omitted Taxes	<b>27,242.49</b>
<b>PUBLIC SAFETY</b>		Total	<b>4,352,585.99</b>	Total Taxes Levied - ABSTRACT	<b>3,572,115.93</b>
Fire Protection	<b>35,900.00</b>	Prior Years Surplus Appropriated	<b>106,000.00</b>	Total Taxes Billed	<b>3,566,654.76</b>
Police Protection	<b>538,375.00</b>	REVENUES TOTAL	<b>4,458,585.99</b>	1982 TAXES COLLECTED	<b>3,479,026.17</b>
Civil Defense & Disaster Control	<b>3,500.00</b>	Reserve For Uncollected Taxes	<b>49,423.07</b>	1982 Taxes Cancelled, Abated or Adjusted	
Environmental Inspection & Control	<b>21,400.00</b>	CAPITAL OUTLAY TOTAL	<b>574,349.84</b>	Transfer to Tax Title Liens or Foreclosed	
Other Public Safety		Public Enterprises	<b>37,921.40</b>	Balance Outstanding Dec. 31, 1982	<b>87,628.59</b>
<b>PUBLIC WORKS</b>		Recreation—Culture	<b>2,667.76</b>	<b>PRIOR YEARS TAXES OUTSTANDING</b>	
Streets and Drainage	<b>97,950.00</b>	Public Works	<b>695,318.60</b>	Balance January 1, 1982	<b>40,217.09</b>
Sewers and Sewage Processing	<b>118,020.00</b>	Buildings and Grounds	<b>236,981.77</b>	Collected in 1982	<b>40,217.09</b>
Gorbage and Trash Disposal	<b>174,038.00</b>	Library and Education		Cancelled, Abated or Adjusted 1982	
Public Buildings and Grounds	<b>51,700.00</b>	Conservation	<b>1,460.31</b>	Transfers to Tax Title Liens or Foreclosed	
Other Public Works	<b>18,194.00</b>	All Other		Balance December 31, 1982	
<b>HEALTH and WELFARE</b>		CAPITAL DEBT AUTHORIZED, DECEMBER 31, 1982		<b>TAX TITLE LIENS OUTSTANDING</b>	
Health Services Except Environmental	<b>1,050.00</b>	ISSUED AND UNISSUED		Balance January 1, 1982	
Welfare-Public Assistance	<b>925.00</b>	SCHOOL		Transfer From Taxes	
Hospitals, Clinics, First Aid		Self-liquidating	<b>875,700</b>	Redeemed in 1982	
Animal, Insect, & Rodent Control	<b>2,700.00</b>	Other	<b>3,714,300</b>	Cancelled, Abated or Adjusted (1982)	
Other Welfare Services		Total	<b>4,590,000</b>	Transfers to Foreclosed Property	
<b>RECREATION and CONSERVATION</b>		ISSUED AND OUTSTANDING		Balance December 31, 1982	
Beaches and Boardwalks	<b>220,070.00</b>	SCHOOL		<b>PROPERTY ACQUIRED BY DEED OR FORECLOSURE</b>	
Parks, Playgrounds, Shade Trees	<b>62,200.00</b>	Self-Liquidating	<b>875,700.00</b>	Balance January 1, 1982	<b>121,521.00</b>
Land Reclamation & Conservation	<b>20,104.50</b>	Other	<b>3,622,000.00</b>	Transfers From Taxes or Liens	
Other Recreational Services	<b>12,500.00</b>	Total	<b>4,497,700.00</b>	Sale for Cash (1982)	
<b>EDUCATION (excluding schools)</b>		EQUALIZED VALUATION BASIS		Cancelled, Abated or Adjusted (1982)	
Libraries		FOR NET DEBT COMPUTATION	<b>324,075,278</b>	Balance December 31, 1982	<b>121,521.00</b>
Other Educational Services		REAL PROPERTY VALUATIONS		<b>CURRENT FINANCES DECEMBER 31, 1982</b>	
<b>STATUTORY EXPENDITURES</b>		Code Class # of Parcels % VAL'N		<b>ASSETS</b>	
Pensions & F. I. C. A.	<b>136,000.00</b>	1 Vacant Land 119 4.20	<b>17,932,600.00</b>	Cash Dec. 31, 1982	<b>619,422.57</b>
Employee Fringe Benefits	<b>87,500.00</b>	2 Residential 2293 85.82	<b>366,600,000.00</b>	Taxes Receivable	<b>87,628.59</b>
Other Statutory Expenditures	<b>13,500.00</b>	3 Farm		Tax Title Liens	
<b>CETA And Other Public Employment Programs</b>		4a Commercial 108 9.91	<b>42,323,800.00</b>	Foreclosed Property	<b>121,521.00</b>
<b>MUNICIPAL FUNCTIONS TOTAL</b>	<b>2,057,216.50</b>	4b Industrial		Emergencies & Other Deferred Charges	<b>60,000.00</b>
<b>CAPITAL IMPROVEMENTS *MEMO*</b>	<b>26,016.00</b>	4c Apartments 1 .07	<b>306,300.00</b>	State and Federal Aid Receivable	<b>637.58</b>
<b>DEBT SERVICE</b>		Total 2521	<b>427,162,700.00</b>	Other Receivables	<b>22,201.50</b>
Principal Payments	<b>165,000.00</b>	Land Area 1.24 Sq. Miles		Total	<b>911,411.24</b>
Interest Payments	<b>364,354.60</b>	Net Valuation Taxable-Municipal	<b>427,774,270</b>	<b>LIABILITIES, RESERVES, AND SURPLUS</b>	
<b>DEFERRED CHARGES</b>	<b>15,000.00</b>	Net Valuation Taxable-County	<b>335,572,434</b>	Cash Liabilities	<b>314,196.18</b>
<b>SCHOOL, COUNTY, SPECIAL DISTRICT TAXES</b>	<b>1,822,373.38</b>	State Equalized Valuation	<b>379,201,218</b>	Reserves for Receivables	<b>231,351.09</b>
<b>RESERVE FOR UNCOLLECTED TAXES</b>	<b>49,423.07</b>	State Equalization Ratio	<b>112.83</b>	Surplus Dec. 31, 1982	<b>365,863.97</b>
<b>EXPENDITURES TOTAL</b>	<b>4,413,367.55</b>			Total	<b>911,411.24</b>

General Tax Rate Per \$100.	2.77
State Equalized Tax Rate	2.33

**STOW CREEK TWP. – CUMBERLAND CO.**  
**Form of Government:**  
**Township Committee**  
**Number of Members on Governing Body – 3**

PER CAPITA:		PER CENT:	
Gross Debt	360.45	Gross Debt	2.60
Net Debt		Net Debt	
Debt Service		Tax Levy Collected	89.79
Total Tax Levy	376.58	Tax Levy Cancelled, Abated	
Municipal Expenditures	170.48	or Adjusted	

EXPENDITURES		REVENUES-REALIZED		1982 PROPERTY TAX	
GENERAL GOVERNMENT				STATE EQUALIZED TAX RATE	
Governing Body & Public Boards		1982 Property Taxes Collected	477,594.11	Local District School Taxes .82	186,021.65
Municipal Clerk		1982 Payments in Lieu of Taxes		Regional & Consolidated School Tax .50	113,563.82
Financial Administration	7,800.00	Delinquent Tax & Lien Collections	49,628.76	School Taxes in Municipal Budget	
Assessment of Taxes	4,700.00	Business Personalty Replacement Taxes	20,759.60	County Taxes 1.01 *	228,622.43
Collection of Taxes	4,700.00	Taxes from Public Utilities	79,827.00	County Library Taxes	
Planning, Housing & Development	5,700.00	Other Miscellaneous Tax Revenues		Local Municipal Purpose Taxes	
Human Resources		State Aid Revenues	7,685.21	Veteran & Senior Citizen Taxes	17,675.00
Elections		Federal Aid Revenues		Total Taxes for Rate Computation 2.33	545,882.90
General Administration (other)	29,700.00	State and Local Fiscal Assistance Act Utilized	19,152.00	Special District Taxes	
JUDICIARY		Sale of Acquired Property		Bank Corp. Taxes	
Municipal Courts	5,800.00	Other Miscellaneous Revenues	81,572.60	Added and Omitted Taxes	3,142.57
PUBLIC SAFETY		Total	736,219.28	Total Taxes Levied - ABSTRACT	531,350.47
Fire Protection	23,552.00	Prior Years Surplus Appropriated	92,948.42	Total Taxes Billed	531,901.94
Police Protection	3,000.00	REVENUES TOTAL	829,167.70	1982 TAXES COLLECTED	477,594.11
Civil Defense & Disaster Control	2,700.00	Reserve For Uncollected Taxes	75,153.25	1982 Taxes Cancelled, Abated or Adjusted	
Environmental Inspection & Control	4,000.00			Transfer to Tax Title Liens or Foreclosed	1,329.46
Other Public Safety		CAPITAL OUTLAY TOTAL		Balance Outstanding Dec. 31, 1982	52,978.37
PUBLIC WORKS				PRIOR YEARS TAXES OUTSTANDING	
Streets and Drainage	14,200.00	Public Enterprises		Balance January 1, 1982	52,102.58
Sewers and Sewage Processing		Recreation—Culture		Collected in 1982	48,255.19
Garbage and Trash Disposal	23,000.00	Public Works		Cancelled, Abated or Adjusted 1982	
Public Buildings and Grounds	20,000.00	Buildings and Grounds		Transfers to Tax Title Liens or Foreclosed	2,358.62
Other Public Works		Library and Education		Balance December 31, 1982	1,488.77
HEALTH and WELFARE		Conservation		TAX TITLE LIENS OUTSTANDING	
Health Services Except Environmental	100.00	All Other		Balance January 1, 1982	
Welfare-Public Assistance	4,400.00			Transfer From Taxes	3,912.65
Hospitals, Clinics, First Aid	200.00	CAPITAL DEBT AUTHORIZED, DECEMBER 31, 1982		Redeemed in 1982	1,373.57
Animal, Insect, & Rodent Control	2,200.00	ISSUED AND UNISSUED		Cancelled, Abated or Adjusted (1982)	
Other Welfare Services		School	508,588	Transfers to Foreclosed Property	
RECREATION and CONSERVATION		Self-liquidating		Balance December 31, 1982	2,539.08
Beaches and Boardwalks		Other		PROPERTY ACQUIRED BY DEED OR FORECLOSURE	
Parks, Playgrounds, Shade Trees		Total	508,588	Balance January 1, 1982	
Land Reclamation & Conservation				Transfers From Taxes or Liens	
Other Recreational Services		ISSUED AND OUTSTANDING		Sale for Cash (1982)	
EDUCATION (excluding schools)		School	508,588.14	Cancelled, Abated or Adjusted (1982)	
Libraries		Self-Liquidating		Balance December 31, 1982	
Other Educational Services		Other		CURRENT FINANCES DECEMBER 31, 1982	
STATUTORY EXPENDITURES		Total	508,588.14	ASSETS	
Pensions & F. I. C. A.	4,500.00	EQUALIZED VALUATION BASIS		Cash Dec. 31, 1982	814,027.92
Employee Fringe Benefits		FOR NET DEBT COMPUTATION	19,557,223	Taxes Receivable	54,467.14
Other Statutory Expenditures	1,000.00	REAL PROPERTY VALUATIONS		Tax Title Liens	2,539.08
CETA And Other Public Employment Programs		Code Class # of Parcels % VAL'N	ASSESSED VALUATION	Foreclosed Property	
MUNICIPAL FUNCTIONS TOTAL	161,252.00	1 Vacant Land 63 1.65	304,300.00	Emergencies & Other Deferred Charges	2,583.84
CAPITAL IMPROVEMENTS *MEMO*	10,000.00	2 Residential 294 52.79	9,755,000.00	State and Federal Aid Receivable	10,254.61
DEBT SERVICE		3 Farm 464 40.49	7,482,200.00	Other Receivables	37,509.18
Principal Payments		4a Commercial 14 5.08	938,900.00	Total	921,381.77
Interest Payments		4b Industrial		LIABILITIES, RESERVES, AND SURPLUS	
		4c Apartments		Cash Liabilities	406,356.55
DEFERRED CHARGES	4,140.00	Total 835	18,480,400.00	Reserves for Receivables	61,097.91
SCHOOL, COUNTY, SPECIAL DISTRICT TAXES	528,207.90	Land Area 18.90 Sq. Miles		Surplus Dec. 31, 1982	453,927.31
RESERVE FOR UNCOLLECTED TAXES	75,153.25	Net Valuation Taxable-Municipal	19,088,786	Total	921,381.77
EXPENDITURES TOTAL	768,753.15	Net Valuation Taxable-County	21,332,963		
		State Equalized Valuation	22,561,819		
		State Equalization Ratio	84.18		



0432

Population 1980 8,005  
 Population 1982 8,013  
 S & P Rating  
 Moody Rating

General Tax Rate Per \$100.

3.80  
 State Equalized Tax Rate  
 2.81

## STRATFORD BOROUGH - CAMDEN COUNTY

Form of Government:

Borough Council

Number of Members on Governing Body - 6

PER CAPITA:

Gross Debt 112.78  
 Net Debt 55.92  
 Debt Service 8.21  
 Total Tax Levy 477.55  
 Municipal Expenditures 136.76

PER CENT:

Gross Debt .73  
 Net Debt .36  
 Tax Levy Collected 95.96  
 Tax Levy Cancelled, Abated  
 or Adjusted .26

EXPENDITURES		REVENUES-REALIZED		1982 PROPERTY TAX	
GENERAL GOVERNMENT				STATE EQUALIZED TAX RATE	
Governing Body & Public Boards		1982 Property Taxes Collected	3,668,714.18	Local District School Taxes .89	1,207,331.13
Municipal Clerk		1982 Payments in Lieu of Taxes		Regional & Consolidated School Tax .59	799,006.57
Financial Administration	11,067.46	Delinquent Tax & Lien Collections	71,858.15	School Taxes in Municipal Budget	
Assessment of Taxes	8,285.45	Business Personalty Replacement Taxes	59,597.72	County Taxes 1.11 *	1,508,086.85
Collection of Taxes	8,646.00	Taxes from Public Utilities	470,654.00	Caunty Library Taxes	
Planning, Housing & Development	2,226.60	Other Miscellaneous Tax Revenues		Local Municipal Purpose Taxes .22	299,853.00
Human Resources	836.50	State Aid Revenues	88,959.63	Veteran & Senior Citizen Taxes	76,450.00
Elections	4,161.69	Federal Aid Revenues		Total Taxes for Rate Computation 2.81	3,890,727.55
General Administration (other)	137,438.45	State and Local Fiscal Assistance Act Utilized	31,660.41	Special District Taxes	
JUDICIARY		Sale of Acquired Property		Bank Corp. Taxes	5,952.70
Municipal Courts	20,353.00	Other Miscellaneous Revenues	55,145.18	Added and Omitted Taxes	6,411.52
PUBLIC SAFETY		Total	4,486,589.27	Total Taxes Levied - ABSTRACT	3,826,641.77
Fire Protection	27,160.00	Prior Years Surplus Appropriated	115,000.00	Total Taxes Billed	3,822,980.71
Police Protection	271,515.16	REVENUES TOTAL	4,601,589.27	1982 TAXES COLLECTED	3,668,714.18
Civil Defense & Disaster Control	25.00	Reserve For Uncollected Taxes	162,100.09	1982 Taxes Cancelled, Abated or Adjusted	10,007.53
Environmental Inspection & Control	4,235.78	CAPITAL OUTLAY TOTAL	21,471.42	Transfer to Tax Title Liens or Foreclosed	37.96
Other Public Safety				Balance Outstanding Dec. 31, 1982	144,221.04
PUBLIC WORKS				PRIOR YEARS TAXES OUTSTANDING	
Streets and Drainage	100,442.75	Public Enterprises		Balance January 1, 1982	61,296.18
Sewers and Sewage Processing		Recreation—Culture	12,746.42	Collected in 1982	52,217.63
Garbage and Trash Disposal	52,750.00	Public Works	8,725.00	Cancelled, Abated or Adjusted 1982	
Public Buildings and Grounds	9,120.00	Buildings and Grounds		Transfers to Tax Title Liens or Foreclosed'	
Other Public Works	500.00	Library and Education		Balance December 31, 1982	9,078.55
HEALTH and WELFARE		Conservation		TAX TITLE LIENS OUTSTANDING	
Health Services Except Environmental	1,561.41	All Other		Balance January 1, 1982	52,900.37
Welfare-Public Assistance	5,950.00	CAPITAL DEBT AUTHORIZED, DECEMBER 31, 1982		Transfer From Taxes	37.96
Hospitals, Clinics, First Aid		ISSUED AND UNISSUED		Redeemed in 1982	19,640.52
Animal, Insect, & Radent Control		Schaal	455,660	Cancelled, Abated or Adjusted (1982)	
Other Welfare Services		Self-liquidating		Transfers to Foreclosed Property	
RECREATION and CONSERVATION		Other	448,065	Balance December 31, 1982	33,297.81
Beaches and Boardwalks		Total	903,726	PROPERTY ACQUIRED BY DEED OR	
Parks, Playgrounds, Shade Trees	17,722.00			FORECLOSURE	
Land Reclamation & Conservation		ISSUED AND OUTSTANDING		Balance January 1, 1982	15,188.00
Other Recreational Services	2,624.58	School	370,156.74	Transfers From Taxes or Liens	
EDUCATION (excluding schools)		Self-Liquidating		Sale for Cash (1982)	
Libraries	33,817.00	Other	445,065.69	Cancelled, Abated or Adjusted (1982)	
Other Educational Services		Total	815,222.43	Balance December 31, 1982	15,188.00
STATUTORY EXPENDITURES		EQUALIZED VALUATION BASIS		CURRENT FINANCES DECEMBER 31, 1982	
Pensions & F. I. C. A.	56,503.17	FOR NET DEBT COMPUTATION	123,775,059	ASSETS	
Employee Fringe Benefits	26,342.16	REAL PROPERTY VALUATIONS		Cash Dec. 31, 1982	319,705.17
Other Statutory Expenditures	3,200.00	Code Class # of Parcels % VAL'N	ASSESSED VALUATION	Taxes Receivable	153,299.59
CETA And Other Public Employment Programs		1 Vacant Land 51 1.96	1,549,200.00	Tax Title Liens	33,297.81
MUNICIPAL FUNCTIONS TOTAL	656,484.16	2 Residential 2089 73.58	73,071,500.00	Foreclosed Property	15,188.00
CAPITAL IMPROVEMENTS *MEMO*	1,100.00	3 Farm		Emergencies & Other Deferred Charges	
DEBT SERVICE		4a Commercial 105 20.36	20,218,700.00	State and Federal Aid Receivable	
Principal Payments	15,369.00	4b Industrial		Other Receivables	5,272.09
Interest Payments	50,407.00	4c Apartments 11 4.10	4,071,200.00	Total	526,762.66
DEFERRED CHARGES	11,466.00	Total 2256	99,310,600.00	LIABILITIES, RESERVES, AND SURPLUS	
SCHOOL, COUNTY, SPECIAL DISTRICT TAXES	3,514,424.55	Land Area 1.59 Sq. Miles		Cash Liabilities	115,273.69
RESERVE FOR UNCOLLECTED TAXES	162,100.09	Net Valuation Taxable-Municipal	100,541,862	Reserves for Receivables	207,057.49
EXPENDITURES TOTAL	4,610,250.80	Net Valuation Taxable-County	128,339,803	Surplus Dec. 31, 1982	204,431.48
		State Equalized Valuation	135,670,953	Total	526,762.66
		State Equalization Ratio	73.87		

\*Includes County Health Service Taxes or County Vocational School Taxes. See Table 13.

2018

Population 1980 **21,071**  
 Population 1982 **21,123**  
 S & P Rating **AA**  
 Moody Rating **AA1**

General Tax Rate Per \$100. **4.94**  
 State Equalized Tax Rate **1.83**

**SUMMIT CITY – UNION COUNTY****Form of Government:****City Charter Act (P.L. 1899 c. 52)****Number of Members on Governing Body – 7****PER CAPITA:**

Gross Debt **670.29**  
 Net Debt **353.03**  
 Debt Service **51.82**  
 Total Tax Levy **904.60**  
 Municipal Expenditures **528.19**

**PER CENT:**

Gross Debt **1.55**  
 Net Debt **.82**  
 Tax Levy Collected **97.13**  
 Tax Levy Cancelled, Abated or Adjusted **.27**

EXPENDITURES		REVENUES-REALIZED		1982 PROPERTY TAX	
<b>GENERAL GOVERNMENT</b>				<b>STATE EQUALIZED TAX RATE</b> → <b>.93</b>	
Governing Body & Public Boards		1982 Property Taxes Collected	<b>18,534,681.89</b>	Local District School Taxes	<b>9,587,271.50</b>
Municipal Clerk		1982 Payments in Lieu of Taxes		Regional & Consolidated School Tax	
Financial Administration	<b>50,614.00</b>	Delinquent Tax & Lien Collections	<b>550,021.17</b>	School Taxes in Municipal Budget	<b>379,553.75</b>
Assessment of Taxes	<b>47,200.47</b>	Business Personalty Replacement Taxes	<b>429,229.96</b>	County Taxes	<b>4,857,971.97</b>
Collection of Taxes	<b>38,664.00</b>	Taxes from Public Utilities	<b>2,281,761.00</b>	County Library Taxes	
Planning, Housing & Development	<b>44,853.00</b>	Other Miscellaneous Tax Revenues		Local Municipal Purpose Taxes	<b>4,102,923.81</b>
Human Resources	<b>31,065.00</b>	State Aid Revenues	<b>187,634.36</b>	Veteran & Senior Citizen Taxes	<b>133,075.00</b>
Elections		Federal Aid Revenues	<b>10,424.00</b>	Total Taxes for Rate Computation	<b>1.84</b>
General Administration (other)	<b>1,343,037.13</b>	State and Local Fiscal Assistance Act Utilized	<b>129,056.41</b>	Special District Taxes	
<b>JUDICIARY</b>		Sale of Acquired Property		Bank Corp. Taxes	<b>56,587.74</b>
Municipal Courts	<b>90,444.59</b>	Other Miscellaneous Revenues	<b>2,255,943.25</b>	Added and Omitted Taxes	<b>123,541.92</b>
<b>PUBLIC SAFETY</b>		Total	<b>24,378,752.04</b>	Total Taxes Levied - ABSTRACT	<b>19,107,850.69</b>
Fire Protection	<b>1,072,504.00</b>	Prior Years Surplus Appropriated	<b>2,500,000.00</b>	Total Taxes Billed	<b>19,081,844.04</b>
Police Protection	<b>1,571,280.31</b>	REVENUES TOTAL	<b>26,878,752.04</b>	1982 TAXES COLLECTED	<b>18,534,681.89</b>
Civil Defense & Disaster Control	<b>9,965.00</b>	Reserve For Uncollected Taxes	<b>1,651,604.69</b>	1982 Taxes Cancelled, Abated or Adjusted	<b>50,834.10</b>
Environmental Inspection & Control	<b>83,953.81</b>	CAPITAL OUTLAY TOTAL	<b>485,852.13</b>	Transfer to Tax Title Liens or Foreclosed	<b>3,433.30</b>
Other Public Safety		Public Enterprises		Balance Outstanding Dec. 31, 1982	<b>452,894.75</b>
<b>PUBLIC WORKS</b>		Recreation—Culture	<b>21,082.64</b>	<b>PRIOR YEARS TAXES OUTSTANDING</b>	
Streets and Drainage	<b>635,435.91</b>	Public Works	<b>319,766.08</b>	Balance January 1, 1982	<b>676,880.55</b>
Sewers and Sewage Processing	<b>175,556.00</b>	Buildings and Grounds	<b>135,503.04</b>	Collected in 1982	<b>546,305.45</b>
Garbage and Trash Disposal	<b>734,514.00</b>	Library and Education	<b>9,500.37</b>	Cancelled, Abated or Adjusted 1982	
Public Buildings and Grounds	<b>272,483.98</b>	Conservation		Transfers to Tax Title Liens or Foreclosed	<b>884.42</b>
Other Public Works	<b>4,000.00</b>	All Other		Balance December 31, 1982	<b>129,690.68</b>
<b>HEALTH and WELFARE</b>		CAPITAL DEBT AUTHORIZED, DECEMBER 31, 1982		<b>TAX TITLE LIENS OUTSTANDING</b>	
Health Services Except Environmental	<b>174,202.00</b>	ISSUED AND UNISSUED GROSS DEBT		Balance January 1, 1982	<b>11,325.07</b>
Welfare-Public Assistance	<b>33,120.00</b>	School	<b>6,701,600</b>	Transfer From Taxes	<b>4,512.02</b>
Hospitals, Clinics, First Aid		Self-liquidating		Redeemed in 1982	<b>3,715.72</b>
Animal, Insect, & Rodent Control	<b>14,000.00</b>	Other	<b>7,457,001</b>	Cancelled, Abated or Adjusted (1982)	<b>66.00</b>
Other Welfare Services		Total	<b>14,158,601</b>	Transfers to Foreclosed Property	
<b>RECREATION and CONSERVATION</b>		ISSUED AND OUTSTANDING		Balance December 31, 1982	<b>12,055.37</b>
Beaches and Boardwalks		School	<b>5,014,000.00</b>	<b>PROPERTY ACQUIRED BY DEED OR FORECLOSURE</b>	
Parks, Playgrounds, Shade Trees	<b>299,016.00</b>	Self-Liquidating		Balance January 1, 1982	<b>5,100.00</b>
Land Reclamation & Conservation		Other	<b>6,556,000.00</b>	Transfers From Taxes or Liens	
Other Recreational Services	<b>377,938.00</b>	Total	<b>11,610,000.00</b>	Sale for Cash (1982)	
<b>EDUCATION (excluding schools)</b>		EQUALIZED VALUATION BASIS		Cancelled, Abated or Adjusted (1982)	
Libraries	<b>362,040.00</b>	FOR NET DEBT COMPUTATION	<b>914,888,613</b>	Balance December 31, 1982	<b>5,100.00</b>
Other Educational Services		REAL PROPERTY VALUATIONS		<b>CURRENT FINANCES DECEMBER 31, 1982</b>	
<b>STATUTORY EXPENDITURES</b>		Code Class # of Parcels % VAL'N		<b>ASSETS</b>	
Pensions & F. I. C. A.	<b>763,316.35</b>	1 Vacant Land 259 1.49	<b>5,655,400.00</b>	Cash Dec. 31, 1982	<b>4,689,319.57</b>
Employee Fringe Benefits		2 Residential 5431 68.44	<b>259,226,000.00</b>	Taxes Receivable	<b>622,585.43</b>
Other Statutory Expenditures	<b>20,650.00</b>	3 Farm		Tax Title Liens	<b>12,055.37</b>
CETA And Other Public Employment Programs		4a Commercial 301 12.58	<b>47,632,500.00</b>	Foreclosed Property	<b>5,100.00</b>
<b>MUNICIPAL FUNCTIONS TOTAL</b>	<b>8,289,913.55</b>	4b Industrial 17 10.99	<b>41,628,100.00</b>	Emergencies & Other Deferred Charges	<b>121,600.00</b>
<b>CAPITAL IMPROVEMENTS *MEMO*</b>		4c Apartments 143 6.50	<b>24,625,800.00</b>	State and Federal Aid Receivable	
<b>DEBT SERVICE</b>		Total 6151	<b>378,767,800.00</b>	Other Receivables	<b>36,515.76</b>
Principal Payments	<b>630,475.00</b>	Land Area 6.00 Sq. Miles		Total	<b>5,487,176.13</b>
Interest Payments	<b>464,040.56</b>	Net Valuation Taxable-Municipal	<b>383,771,298</b>	<b>LIABILITIES, RESERVES, AND SURPLUS</b>	
<b>TYPE I SCHL DEBT *MEMO</b>	<b>120,980.00</b>	Net Valuation Taxable-County	<b>936,490,560</b>	Cash Liabilities	<b>1,096,640.77</b>
<b>DEFERRED CHARGES</b>	<b>14,824,797.22</b>	State Equalized Valuation	<b>1,027,357,107</b>	Reserves for Receivables	<b>676,256.56</b>
<b>SCHOOL, COUNTY, SPECIAL DISTRICT TAXES</b>	<b>1,651,604.69</b>	State Equalization Ratio	<b>37.06</b>	Surplus Dec. 31, 1982	<b>3,714,278.80</b>
<b>RESERVE FOR UNCOLLECTED TAXES</b>				Total	<b>5,487,176.13</b>
<b>EXPENDITURES TOTAL</b>	<b>25,981,811.02</b>				

1981/3000

**\* ABOVE DEBT SERVICE INCLUDES TYPE I SCHOOL DEBT**



1531

Population 1980 **1,571**  
 Population 1982 **1,617**  
 S & P Rating  
 Maady Rating

General Tax Rate Per \$100. **1.80**  
 State Equalized Tax Rate **.94**

**SURF CITY BOROUGH – OCEAN COUNTY**  
**Form of Government:**  
**Borough Council**  
**Number of Members on Governing Body – 6**

PER CAPITA:  
 Gross Debt **728.52**  
 Net Debt **156.83**  
 Debt Service  
 Total Tax Levy **1,197.35**  
 Municipal Expenditures **801.24**

PER CENT:  
 Gross Debt **.68**  
 Net Debt **.15**  
 Tax Levy Collected **94.61**  
 Tax Levy Cancelled, Abated or Adjusted

EXPENDITURES		REVENUES-REALIZED		1982 PROPERTY TAX	
<b>GENERAL GOVERNMENT</b>				<b>STATE EQUALIZED TAX RATE</b>	
Governing Body & Public Boards	100.00	1982 Property Taxes Collected		Local District School Taxes	.08
Municipal Clerk		1982 Payments in Lieu of Taxes		Regional & Consolidated School Tax	.25
Financial Administration	16,851.00	Delinquent Tax & Lien Collections		School Taxes in Municipal Budget	
Assessment of Taxes	71,430.00	Business Personalty Replacement Taxes		County Taxes	.40
Collection of Taxes	25,417.00	Taxes from Public Utilities		County Library Taxes	.02
Planning, Housing & Development	12,347.00	Other Miscellaneous Tax Revenues		Local Municipal Purpose Taxes	.19
Human Resources		State Aid Revenues		Veteran & Senior Citizen Taxes	
Elections		Federal Aid Revenues		Total Taxes for Rate Computation	.94
General Administration (other)	160,400.00	State and Local Fiscal Assistance Act Utilized		Special District Taxes	
<b>JUDICIARY</b>		Sale of Acquired Property		Bank Corp. Taxes	4,895.12
Municipal Courts	15,155.00	Other Miscellaneous Revenues		Added and Omitted Taxes	4,914.43
<b>PUBLIC SAFETY</b>		Total		Total Taxes Levied - ABSTRACT	1,936,111.90
Fire Protection	24,290.00	Prior Years Surplus Appropriated		Total Taxes Billed	1,931,216.78
Police Protection	277,253.00	REVENUES		1982 TAXES COLLECTED	1,827,116.76
Civil Defense & Disaster Control	1,000.00	Reserve For Uncollected Taxes		1982 Taxes Cancelled, Abated or Adjusted	
Environmental Inspection & Control	15,256.00	CAPITAL OUTLAY		Transfer to Tax Title Liens or Foreclosed	
Other Public Safety		TOTAL		Balance Outstanding Dec. 31, 1982	104,100.02
<b>PUBLIC WORKS</b>		Public Enterprises		<b>PRIOR YEARS TAXES OUTSTANDING</b>	
Streets and Drainage	137,740.00	Recreation—Culture		Balance January 1, 1982	94,928.92
Sewers and Sewage Processing		Public Works		Collected in 1982	94,757.73
Garbage and Trash Disposal	87,182.00	Buildings and Grounds		Cancelled, Abated or Adjusted 1982	
Public Buildings and Grounds	30,222.00	Library and Education		Transfers to Tax Title Liens or Foreclosed	
Other Public Works		Conservation		Balance December 31, 1982	171.19
<b>HEALTH and WELFARE</b>		All Other		<b>TAX TITLE LIENS OUTSTANDING</b>	
Health Services Except Environmental	2,045.00	CAPITAL DEBT AUTHORIZED, DECEMBER 31, 1982		Balance January 1, 1982	
Welfare-Public Assistance	7,500.00	ISSUED AND UNISSUED		Transfer From Taxes	
Hospitals, Clinics, First Aid	4,000.00	GROSS DEBT		Redeemed in 1982	
Animal, Insect, & Rodent Control	3,320.00	NET DEBT		Cancelled, Abated or Adjusted (1982)	
Other Welfare Services		SCHOOL		Transfers to Foreclosed Property	
<b>RECREATION and CONSERVATION</b>		Self-liquidating		Balance December 31, 1982	
Beaches and Boardwalks	56,204.00	Other		<b>PROPERTY ACQUIRED BY DEED OR FORECLOSURE</b>	
Parks, Playgrounds, Shade Trees	4,909.00	Total		Balance January 1, 1982	4,725.00
Land Reclamation & Conservation		ISSUED AND OUTSTANDING		Transfers From Taxes or Liens	
Other Recreational Services		SCHOOL		Sale for Cash (1982)	
<b>EDUCATION (excluding schools)</b>		Self-Liquidating		Cancelled, Abated or Adjusted (1982)	
Libraries	200.00	Other		Balance December 31, 1982	4,725.00
Other Educational Services		Total		<b>CURRENT FINANCES DECEMBER 31, 1982</b>	
<b>STATUTORY EXPENDITURES</b>		EQUALIZED VALUATION BASIS		ASSETS	
Pensions & F. I. C. A.	69,790.00	FOR NET DEBT COMPUTATION		Cash Dec. 31, 1982	1,121,410.68
Employee Fringe Benefits	34,613.00	REAL PROPERTY VALUATIONS		Taxes Receivable	104,271.21
Other Statutory Expenditures	7,026.50	Code Class # of Parcels % VAL'N		Tax Title Liens	
<b>CETA And Other Public Employment Programs</b>		1 Vacant Land 170 3.92		Foreclosed Property	4,725.00
<b>MUNICIPAL FUNCTIONS</b>		2 Residential 1903 88.07		Emergencies & Other Deferred Charges	60,000.00
<b>CAPITAL IMPROVEMENTS</b>		3 Farm		State and Federal Aid Receivable	
<b>DEBT SERVICE</b>		4a Commercial 78 7.64		Other Receivables	98,868.17
Principal Payments		4b Industrial		Total	1,389,275.06
Interest Payments		4c Apartments 2 .38		<b>LIABILITIES, RESERVES, AND SURPLUS</b>	
<b>DEFERRED CHARGES</b>		Total 2153		Cash Liabilities	603,540.43
<b>SCHOOL, COUNTY, SPECIAL DISTRICT TAXES</b>		Land Area .65 Sq. Miles		Reserves for Receivables	207,864.38
<b>RESERVE FOR UNCOLLECTED TAXES</b>		Net Valuation Taxable-Municipal		Surplus Dec. 31, 1982	577,870.25
<b>EXPENDITURES</b>		Net Valuation Taxable-County		Total	1,389,275.06
<b>TOTAL</b>		State Equalized Valuation			
		State Equalization Ratio			

\*Includes County Health Service Taxes or County Vocational School Taxes. See Table 13.

1921

Population 1980 2,418  
 Population 1982 2,395  
 S & P Rating  
 Moody Rating

General Tax Rate Per \$100.  
 State Equalized Tax Rate 4.03  
 2.88

## SUSSEX BOROUGH - SUSSEX COUNTY

Form of Government:

Borough Council

Number of Members on Governing Body - 6

PER CAPITA

Gross Debt 1,380.84  
 Net Debt 24.01  
 Debt Service  
 Total Tax Levy 413.01  
 Municipal Expenditures 202.45

PER CENT:

Gross Debt 10.78  
 Net Debt .19  
 Tax Levy Collected 90.79  
 Tax Levy Cancelled, Abated  
 or Adjusted

EXPENDITURES		REVENUES-REALIZED		1982 PROPERTY TAX	
GENERAL GOVERNMENT				STATE EQUALIZED TAX RATE	
Governing Body & Public Boards		1982 Property Taxes Collected	857,568.39	Local District School Taxes	
Municipal Clerk		1982 Payments in Lieu of Taxes		Regional & Consolidated School Tax	1.85
Financial Administration	6,225.00	Delinquent Tax & Lien Collections	73,256.88	School Taxes in Municipal Budget	
Assessment of Taxes	4,264.47	Business Personalty Replacement Taxes	38,013.20	County Taxes	.54 *
Collection of Taxes	5,277.68	Taxes from Public Utilities	102,681.00	County Library Taxes	.03
Planning, Housing & Development	5,780.00	Other Miscellaneous Tax Revenues		Local Municipal Purpose Taxes	.46
Human Resources		State Aid Revenues	46,468.89	Veteran & Senior Citizen Taxes	
Elections	1,674.92	Federal Aid Revenues		Total Taxes for Rate Computation	2.88
General Administration (other)	50,714.54	State and Local Fiscal Assistance Act Utilized	14,371.00	Special District Taxes	
JUDICIARY		Sale of Acquired Property		Bank Corp. Taxes	
Municipal Courts	11,448.46	Other Miscellaneous Revenues	58,531.99	Added and Omitted Taxes	
PUBLIC SAFETY		Total	1,230,891.35	Total Taxes Levied - ABSTRACT	989,160.65
Fire Protection	16,155.00	Prior Years Surplus Appropriated	85,000.00	Total Taxes Billed	988,662.16
Police Protection	93,549.20	REVENUES TOTAL	1,315,891.35	1982 TAXES COLLECTED	897,568.39
Civil Defense & Disaster Control		Reserve For Uncollected Taxes	140,000.00	1982 Taxes Cancelled, Abated or Adjusted	
Environmental Inspection & Control	8,500.00	CAPITAL OUTLAY TOTAL	157,126.32	Transfer to Tax Title Liens or Foreclosed	
Other Public Safety				Balance Outstanding Dec. 31, 1982	91,093.77
PUBLIC WORKS				PRIOR YEARS TAXES OUTSTANDING	
Streets and Drainage	72,748.68	Public Enterprises	129,039.14	Balance January 1, 1982	108,235.57
Sewers and Sewage Processing		Recreation—Culture		Collected in 1982	73,023.38
Garbage and Trash Disposal	3,639.47	Public Works	10,620.00	Cancelled, Abated or Adjusted 1982	19,900.86
Public Buildings and Grounds	10,647.40	Buildings and Grounds	17,467.18	Transfers to Tax Title Liens or Foreclosed	
Other Public Works		Library and Education		Balance December 31, 1982	15,311.33
HEALTH and WELFARE		Conservation		TAX TITLE LIENS OUTSTANDING	
Health Services Except Environmental	8,533.76	All Other		Balance January 1, 1982	14,230.86
Welfare-Public Assistance	4,100.00	CAPITAL DEBT AUTHORIZED, DECEMBER 31, 1982		Transfer From Taxes	
Hospitals, Clinics, First Aid		ISSUED AND UNISSUED GROSS DEBT NET DEBT		Redeemed in 1982	233.50
Animal, Insect, & Rodent Control		School 661,607		Cancelled, Abated or Adjusted (1982)	
Other Welfare Services		Self-liquidating 2,468,500		Transfers to Foreclosed Property	
RECREATION and CONSERVATION		Other 177,000	57,500	Balance December 31, 1982	13,997.36
Beaches and Boardwalks		Total 3,307,107	57,500	PROPERTY ACQUIRED BY DEED OR	
Parks, Playgrounds, Shade Trees		ISSUED AND OUTSTANDING		FORECLOSURE	
Land Reclamation & Conservation		School 212,330.88		Balance January 1, 1982	172,600.00
Other Recreational Services	1,227.29	Self-Liquidating 1,481,500.00		Transfers From Taxes or Liens	
EDUCATION (excluding schools)		Other 1,693,830.88		Sale for Cash (1982)	
Libraries	1,500.00	Total	1,693,830.88	Cancelled, Abated or Adjusted (1982)	
Other Educational Services		EQUALIZED VALUATION BASIS		Balance December 31, 1982	172,600.00
STATUTORY EXPENDITURES		FOR NET DEBT COMPUTATION	30,686,244	CURRENT FINANCES DECEMBER 31, 1982	
Pensions & F. I. C. A.	18,979.00	REAL PROPERTY VALUATIONS		ASSETS	
Employee Fringe Benefits	7,536.43	Code Class # of Parcels % VAL'N ASSESSED VALUATION		Cash Dec. 31, 1982	231,111.90
Other Statutory Expenditures	1,800.00	1 Vacant Land 40 1.12 254,025.00		Taxes Receivable	106,405.10
CETA And Other Public Employment Programs		2 Residential 414 60.40 13,697,000.00		Tax Title Liens	13,997.36
MUNICIPAL FINANCIAL TOTAL	334,301.30	3 Farm 7 .37 83,300.00		Foreclosed Property	172,600.00
CAPITAL IMPROVEMENTS *MEMO*	2,500.00	4a Commercial 88 24.04 5,450,550.00		Emergencies & Other Deferred Charges	2,889.00
DEBT SERVICE		4b Industrial 3 .46 103,600.00		State and Federal Aid Receivable	
Principal Payments		4c Apartments 4 13.62 3,087,500.00		Other Receivables	16,790.82
Interest Payments		Total 556 22,675,975.00		Total	543,794.18
DEFERRED CHARGES	10,556.33	Land Area .75 Sq. Miles		LIABILITIES, RESERVES, AND SURPLUS	
SCHOOL, COUNTY, SPECIAL DISTRICT TAXES	829,633.11	Net Valuation Taxable-Municipal	24,585,035	Cash Liabilities	27,129.95
RESERVE FOR UNCOLLECTED TAXES	140,000.00	Net Valuation Taxable-County	32,677,648	Reserves for Receivables	309,793.28
EXPENDITURES TOTAL	1,314,490.74	State Equalized Valuation	33,632,584	Surplus Dec. 31, 1982	206,870.95
		State Equalization Ratio	71.48	Total	543,794.18

1981/3000

\*Includes County Health Service Taxes or County Vocational School Taxes. See Table 13.



0817

Population 1980 **2,031**  
 Population 1982 **2,033**  
 S & P Rating  
 Moody Rating

General Tax Rate Per \$100.

2.69  
 State Equalized Tax Rate  
 2.56

**SWEDESORO BORO. - GLOUCESTER CO.****Form of Government:****Borough Council****Number of Members on Governing Body - 6****PER CAPITA:**

Gross Debt **168.94**  
 Net Debt **20.66**  
 Debt Service **11.35**  
 Total Tax Levy **385.80**  
 Municipal Expenditures **252.57**

**PER CENT:**

Gross Debt **1.35**  
 Net Debt **.17**  
 Tax Levy Collected **85.68**  
 Tax Levy Cancelled, Abated  
 or Adjusted

EXPENDITURES		REVENUES-REALIZED		1982 PROPERTY TAX	
<b>GENERAL GOVERNMENT</b>				<b>STATE EQUALIZED TAX RATE</b>	
Governing Body & Public Boards	7,150.00	1982 Property Taxes Collected	629,870.84	Local District School Taxes	.86 246,241.35
Municipal Clerk	14,800.00	1982 Payments in Lieu of Taxes		Regional & Consolidated School Tax	.72 205,910.07
Financial Administration	11,643.01	Delinquent Tax & Lien Collections	102,684.26	School Taxes in Municipal Budget	
Assessment of Taxes	5,850.00	Business Personalty Replacement Taxes	86,783.12	County Taxes	.65 185,780.55
Collection of Taxes	5,862.09	Taxes from Public Utilities	129,354.00	County Library Taxes	.02 5,165.35
Planning, Housing & Development	2,675.00	Other Miscellaneous Tax Revenues		Local Municipal Purpose Taxes	.31 89,300.00
Human Resources		State Aid Revenues	43,371.99	Veteran & Senior Citizen Taxes	
Elections	700.00	Federal Aid Revenues		Total Taxes for Rate Computation	2.56 760,372.32
General Administration (other)	57,438.50	State and Local Fiscal Assistance Act Utilized	15,392.00	Special District Taxes	
<b>JUDICIARY</b>		Sole of Acquired Property		Bank Corp. Taxes	178.33
Municipal Courts	10,544.00	Other Miscellaneous Revenues	91,113.59	Added and Omitted Taxes	2,753.22
<b>PUBLIC SAFETY</b>		Total	1,098,569.80	Total Taxes Levied - A8STRACT	784,328.87
Fire Protection	23,952.00	Prior Years Surplus Appropriated	75,000.00	Total Taxes Billed	735,150.54
Police Protection	78,406.93	REVENUES	1,173,569.80	1982 TAXES COLLECTED	629,870.84
Civil Defense & Disaster Control		Reserve For Uncollected Taxes	129,808.00	1982 Taxes Cancelled, Abated or Adjusted	
Environmental Inspection & Control	9,533.16			Transfer to Tax Title Liens or Foreclosed	5,701.07
Other Public Safety		<b>CAPITAL OUTLAY</b>	<b>TOTAL</b>	Balance Outstanding Dec. 31, 1982	99,578.63
<b>PUBLIC WORKS</b>			4,972.80	<b>PRIOR YEARS TAXES OUTSTANDING</b>	
Streets and Drainage	57,790.00	Public Enterprises	1,605.00	Balance January 1, 1982	99,544.56
Sewers and Sewage Processing		Recreation—Culture		Collected in 1982	90,053.12
Gorbage and Trash Disposol		Public Works	3,148.00	Cancelled, Abated or Adjusted 1982	
Public Buildings and Grounds	13,500.00	Buildings and Grounds	219.80	Transfers to Tax Title Liens or Foreclosed	4,132.99
Other Public Works	900.00	Library and Education		Balance December 31, 1982	5,358.45
<b>HEALTH and WELFARE</b>		Conservation		<b>TAX TITLE LIENS OUTSTANDING</b>	
Health Services Except Environmental	1,843.74	All Other		Balance January 1, 1982	40,508.62
Welfare-Public Assistance	4,025.00			Transfer From Taxes	11,206.87
Hospitals, Clinics, First Aid		<b>CAPITAL DEBT AUTHORIZED, DECEMBER 31, 1982</b>		Redeemed in 1982	12,631.14
Animol, Insect, & Rodent Control	2,220.00	<b>ISSUED AND UNISSUED</b>	<b>GROSS DEBT</b>	Cancelled, Abated or Adjusted (1982)	
Other Welfare Services		School	154,446	Transfers to Foreclosed Property	25,388.08
<b>RECREATION and CONSERVATION</b>		Self-liquidating	147,000	Balance December 31, 1982	13,696.27
Beaches and Boardwalks		Other	42,000	<b>PROPERTY ACQUIRED BY DEED OR FORECLOSURE</b>	
Parks, Playgrounds, Shode Trees	2,125.00	Total	343,446	Balance January 1, 1982	148,761.92
Land Reclamation & Conservation	200.00			Transfers From Taxes or Liens	25,388.08
Other Recreational Services	2,650.00	<b>ISSUED AND OUTSTANDING</b>		Sale for Cash (1982)	
<b>EDUCATION (excluding schools)</b>		School	26,150.30	Cancelled, Abated or Adjusted (1982)	
Libraries	5,000.00	Self-Liquidating	147,000.00	Balance December 31, 1982	174,150.00
Other Educational Services		Other	42,000.00	<b>CURRENT FINANCES DECEMBER 31, 1982</b>	
<b>STATUTORY EXPENDITURES</b>		Total	215,150.30	<b>ASSETS</b>	
Pensions & F. I. C. A.	21,680.00	<b>EQUALIZED VALUATION BASIS</b>	<b>25,450,854</b>	Cash Dec. 31, 1982	327,285.62
Employee Fringe Benefits	13,300.00	<b>FOR NET DEBT COMPUTATION</b>		Taxes Receivable	104,937.08
Other Statutory Expenditures	2,000.00	<b>REAL PROPERTY VALUATIONS</b>		Tax Title Liens	13,696.27
<b>CETA And Other Public Employment Programs</b>		<b>Code Class # of Parcels % VAL'N</b>	<b>ASSESSED VALUATION</b>	Foreclosed Property	174,150.00
<b>MUNICIPAL FUNCTIONS</b>	<b>TOTAL</b>	1 Vacant Land 70 1.14	252,100.00	Emergencies & Other Deferred Charges	11,527.19
<b>CAPITAL IMPROVEMENTS</b>	<b>*MEMO*</b>	2 Residential 541 66.32	16,568,800.00	State and Federal Aid Receivable	2,669.17
<b>DEBT SERVICE</b>		3 Form 15 1.04	265,900.00	Other Receivables	6,021.52
Principal Payments	15,000.00	4a Commercial 90 22.45	5,742,900.00	Total	640,286.85
Interest Payments	8,077.70	4b Industrial 6 7.34	1,877,000.00	<b>LIABILITIES, RESERVES, AND SURPLUS</b>	
		4c Apartments 10 1.72	429,600.00	Cash Liabilities	52,707.56
		Total 732	25,586,300.00	Reserves for Receivables	258,804.87
<b>DEFERRED CHARGES</b>		Land Area .77 Sq. Miles		Surplus Dec. 31, 1982	248,774.42
SCHOOL, COUNTY, SPECIAL DISTRICT TAXES	4,800.18	Net Valuation Taxable-Municipal	27,228,237	Total	640,286.85
RESERVE FOR UNCOLLECTED TAXES	692,097.32	Net Valuation Taxable-County	29,782,805		
<b>EXPENDITURES</b>	<b>TOTAL</b>	State Equalized Valuation	28,525,350		
	1,205,571.63	State Equalization Ratio	95.20		

0335

Population 1980 **6,236**  
 Population 1982 **6,551**  
 S & P Rating  
 Moody Rating

General Tax Rate Per \$100. **2.45**  
 State Equalized Tax Rate **2.39**

**TABERNACLE TWP. - BURLINGTON CO.**  
**Form of Government:**  
**Township Committee**  
**Number of Members on Governing Body - 3**

PER CAPITA:  
 Gross Debt **1,060.04**  
 Net Debt **398.95**  
 Debt Service **9.05**  
 Total Tax Levy **492.23**  
 Municipal Expenditures **175.38**

PER CENT:  
 Gross Debt **5.74**  
 Net Debt **2.16**  
 Tax Levy Collected **92.16**  
 Tax Levy Cancelled, Abated or Adjusted **.66**

EXPENDITURES		REVENUES-REALIZED		1982 PROPERTY TAX	
<b>GENERAL GOVERNMENT</b>				<b>STATE EQUALIZED TAX RATE</b>	
Governing Body & Public Boards		1982 Property Taxes Collected	<b>2,975,975.54</b>	Local District School Taxes	<b>1.19</b>
Municipal Clerk		1982 Payments in Lieu of Taxes		Regional & Consolidated School Tax	<b>.44</b>
Financial Administration	<b>21,000.00</b>	Delinquent Tax & Lien Collections	<b>240,149.58</b>	School Taxes in Municipal Budget	
Assessment of Taxes	<b>12,403.00</b>	Business Personalty Replacement Taxes	<b>14,853.28</b>	County Taxes	<b>.59</b>
Collection of Taxes	<b>35,509.00</b>	Taxes from Public Utilities	<b>255,854.00</b>	County Library Taxes	<b>.03</b>
Planning, Housing & Development	<b>23,490.00</b>	Other Miscellaneous Tax Revenues		Local Municipal Purpose Taxes	<b>.13</b>
Human Resources	<b>220.00</b>	State Aid Revenues	<b>24,022.08</b>	Veteran & Senior Citizen Taxes	
Elections		Federal Aid Revenues		Total Taxes for Rate Computation	<b>2.38</b>
General Administration (other)	<b>137,759.00</b>	State and Local Fiscal Assistance Act Utilized	<b>69,026.17</b>	Special District Taxes	
<b>JUDICIARY</b>		Sale of Acquired Property	<b>4,551.66</b>	Bank Corp. Taxes	<b>848.97</b>
Municipal Courts	<b>14,650.00</b>	Other Miscellaneous Revenues	<b>270,220.36</b>	Added and Omitted Taxes	<b>27,704.90</b>
<b>PUBLIC SAFETY</b>		Total	<b>3,894,652.67</b>	Total Taxes Levied - ABSTRACT	<b>3,224,618.70</b>
Fire Protection	<b>17,000.00</b>	Prior Years Surplus Appropriated	<b>387,326.00</b>	Total Taxes Billed	<b>3,228,998.92</b>
Police Protection	<b>23,000.00</b>	REVENUES TOTAL	<b>4,281,978.67</b>	1982 TAXES COLLECTED	<b>2,975,975.54</b>
Civil Defense & Disaster Control	<b>3,000.00</b>	Reserve For Uncollected Taxes	<b>377,549.86</b>	1982 Taxes Cancelled, Abated or Adjusted	<b>21,175.21</b>
Environmental Inspection & Control	<b>10,831.00</b>			Transfer to Tax Title Liens or Foreclosed	<b>12,453.26</b>
Other Public Safety				Balance Outstanding Dec. 31, 1982	<b>219,394.91</b>
<b>PUBLIC WORKS</b>		<b>CAPITAL OUTLAY TOTAL</b>	<b>119,269.53</b>	<b>PRIOR YEARS TAXES OUTSTANDING</b>	
Streets and Drainage	<b>264,731.34</b>	Public Enterprises		Balance January 1, 1982	<b>213,598.90</b>
Sewers and Sewage Processing		Recreation—Culture		Collected in 1982	<b>182,746.91</b>
Gorbage and Trash Disposal	<b>64,026.51</b>	Public Works	<b>51,368.88</b>	Cancelled, Abated or Adjusted 1982	<b>2,241.41</b>
Public Buildings and Grounds	<b>27,400.00</b>	Buildings and Grounds	<b>67,900.65</b>	Transfers to Tax Title Liens or Foreclosed	<b>24,274.61</b>
Other Public Works		Library and Education		Balance December 31, 1982	<b>4,335.97</b>
<b>HEALTH and WELFARE</b>		Conservation		<b>TAX TITLE LIENS OUTSTANDING</b>	
Health Services Except Environmental	<b>272.00</b>	All Other		Balance January 1, 1982	<b>77,866.99</b>
Welfare-Public Assistance	<b>4,700.00</b>			Transfer From Taxes	<b>15,344.41</b>
Hospitals, Clinics, First Aid		<b>CAPITAL DEBT AUTHORIZED, DECEMBER 31, 1982</b>		Redeemed in 1982	<b>57,402.67</b>
Animal, Insect, & Rodent Control	<b>4,000.00</b>	ISSUED AND UNISSUED		Cancelled, Abated or Adjusted (1982)	
Other Welfare Services	<b>440.00</b>	School	<b>5,815,340</b>	Transfers to Foreclosed Property	
<b>RECREATION and CONSERVATION</b>		Self-liquidating		Balance December 31, 1982	<b>35,808.73</b>
Beaches and Boardwalks		Other	<b>1,129,000</b>	<b>PROPERTY ACQUIRED BY DEED OR FORECLOSURE</b>	
Parks, Playgrounds, Shode Trees		Total	<b>6,944,340</b>	Balance January 1 1982	<b>21,450.00</b>
Land Reclamation & Conservation				Transfers From Taxes or Liens	<b>21,383.46</b>
Other Recreational Services	<b>9,287.84</b>	ISSUED AND OUTSTANDING		Sale for Cash (1982)	<b>4,551.66</b>
<b>EDUCATION (excluding schools)</b>		School	<b>5,787,229.21</b>	Cancelled, Abated or Adjusted (1982)	
Libraries		Self-Liquidating		Balance December 31, 1982	<b>38,281.80</b>
Other Educational Services		Other	<b>129,000.00</b>	<b>CURRENT FINANCES DECEMBER 31, 1982</b>	
<b>STATUTORY EXPENDITURES</b>		Total	<b>5,916,229.21</b>	ASSETS	
Pensions & F. I. C. A.	<b>26,000.00</b>	<b>EQUALIZED VALUATION BASIS</b>		Cash Dec. 31, 1982	<b>1,989,065.80</b>
Employee Fringe Benefits	<b>10,000.00</b>	<b>FOR NET DEBT COMPUTATION</b>	<b>120,916,344</b>	Taxes Receivable	<b>223,730.88</b>
Other Statutory Expenditures	<b>2,400.00</b>	<b>REAL PROPERTY VALUATIONS</b>		Tax Title Liens	<b>35,808.73</b>
<b>CETA And Other Public Employment Programs</b>		Code Class # of Parcels % VAL'N		Foreclosed Property	<b>38,281.80</b>
<b>MUNICIPAL FUNCTIONS TOTAL</b>	<b>712,119.69</b>	1 Vacant Land 599 6.55	<b>8,458,250.00</b>	Emergencies & Other Deferred Charges	<b>1,041.91</b>
<b>CAPITAL IMPROVEMENTS *MEMO*</b>	<b>100,000.00</b>	2 Residential 1731 86.33	<b>112,052,850.00</b>	State and Federal Aid Receivable	<b>4,106.14</b>
<b>DEBT SERVICE</b>		3 Farm 240 3.85	<b>4,556,450.00</b>	Other Receivables	<b>18,744.28</b>
Principal Payments	<b>59,277.00</b>	4a Commercial 44 3.11	<b>4,032,500.00</b>	Total	<b>2,310,779.54</b>
Interest Payments		4b Industrial 3 .16	<b>208,700.00</b>	<b>LIABILITIES, RESERVES, AND SURPLUS</b>	
		4c Apartments		Cash Liabilities	<b>1,071,455.76</b>
<b>DEFERRED CHARGES</b>		Total 2617	<b>129,788,750.00</b>	Reserves for Receivables	<b>316,565.69</b>
SCHOOL, COUNTY, SPECIAL DISTRICT TAXES	<b>3,021,666.01</b>	Land Area 47.64 Sq. Miles		Surplus Dec. 31, 1982	<b>922,758.09</b>
RESERVE FOR UNCOLLECTED TAXES	<b>377,549.86</b>	Net Valuation Taxable-Municipal	<b>130,739,877</b>	Total	<b>2,310,779.54</b>
<b>EXPENDITURES TOTAL</b>	<b>4,170,612.56</b>	Net Valuation Taxable-County	<b>131,318,864</b>		
		State Equalized Valuation	<b>133,876,926</b>		
		State Equalization Ratio	<b>97.64</b>		



0433

Population 1980 9  
 Population 1982 9  
 S & P Rating  
 Moody Rating

General Tax Rate Per \$100. 1.95  
 State Equalized Tax Rate 1.99

**TAVISTOCK BOROUGH - CAMDEN COUNTY**  
**Form of Government:**  
**Commission (1911)**  
**Number of Members on Governing Body - 3**

PER CAPITA:  
 Gross Debt  
 Net Debt  
 Debt Service  
 Total Tax Levy 1,967.90  
 Municipal Expenditures 1,228.89

PER CENT:  
 Gross Debt  
 Net Debt  
 Tax Levy Collected 100.00  
 Tax Levy Cancelled, Abated  
 or Adjusted

EXPENDITURES		REVENUES-REALIZED		1982 PROPERTY TAX	
<b>GENERAL GOVERNMENT</b>				<b>STATE EQUALIZED TAX RATE</b>	
Governing Body & Public Boards		1982 Property Taxes Collected	17,732.18	Local District School Taxes	
Municipal Clerk		1982 Payments in Lieu of Taxes		Regional & Consolidated School Tax	
Financial Administration		Delinquent Tax & Lien Collections		School Taxes in Municipal Budget	
Assessment of Taxes	400.00	Business Personalty Replacement Taxes	2,316.40	County Taxes	1.33 *
Collection of Taxes	460.00	Taxes from Public Utilities	640.00	County Library Taxes	.03
Planning, Housing & Development		Other Miscellaneous Tax Revenues		Local Municipal Purpose Taxes	.63
Human Resources		State Aid Revenues	101.12	Veteran & Senior Citizen Taxes	
Elections	1,200.00	Federal Aid Revenues		Total Taxes for Rate Computation	1.99
General Administration (other)	3,095.00	State and Local Fiscal Assistance Act Utilized		Special District Taxes	
<b>JUDICIARY</b>		Sale of Acquired Property		Bank Corp. Taxes	
Municipal Courts		Other Miscellaneous Revenues	626.69	Added and Omitted Taxes	
<b>PUBLIC SAFETY</b>		Total	21,416.39	Total Taxes Levied - A8STRACT	17,711.08
Fire Protection	650.00	Prior Years Surplus Appropriated	2,242.46	Total Taxes Billed	17,732.18
Police Protection	1,100.00	<b>REVENUES TOTAL</b>	23,658.85	1982 TAXES COLLECTED	17,732.18
Civil Defense & Disaster Control		Reserve For Uncollected Taxes		1982 Taxes Cancelled, Abated or Adjusted	
Environmental Inspection & Control		<b>CAPITAL OUTLAY TOTAL</b>		Transfer to Tax Title Liens or Foreclosed	
Other Public Safety		Public Enterprises		Balance Outstanding Dec. 31, 1982	
<b>PUBLIC WORKS</b>		Recreation—Culture		<b>PRIOR YEARS TAXES OUTSTANDING</b>	
Streets and Drainage	3,850.00	Public Works		Balance January 1, 1982	
Sewers and Sewage Processing		Buildings and Grounds		Collected in 1982	
Garbage and Trash Disposal		Library and Education		Cancelled, Abated or Adjusted 1982	
Public Buildings and Grounds		Conservation		Transfers to Tax Title Liens or Foreclosed	
Other Public Works		All Other		Balance December 31, 1982	
<b>HEALTH and WELFARE</b>		<b>CAPITAL DEBT AUTHORIZED, DECEMBER 31, 1982</b>		<b>TAX TITLE LIENS OUTSTANDING</b>	
Health Services Except Environmental		ISSUED AND UNISSUED		Balance January 1, 1982	
Welfare-Public Assistance		GROSS DEBT		Transfer From Taxes	
Hospitals, Clinics, First Aid		NET DEBT		Redeemed in 1982	
Animal, Insect, & Rodent Control		School		Cancelled, Abated or Adjusted (1982)	
Other Welfare Services		Self-liquidating		Transfers to Foreclosed Property	
<b>RECREATION and CONSERVATION</b>		Other		Balance December 31, 1982	
Beaches and Boardwalks		Total		<b>PROPERTY ACQUIRED BY DEED OR FORECLOSURE</b>	
Parks, Playgrounds, Shade Trees		<b>ISSUED AND OUTSTANDING</b>		Balance January 1, 1982	
Land Reclamation & Conservation		School		Transfers From Taxes or Liens	
Other Recreational Services		Self-liquidating		Sale for Cash (1982)	
<b>EDUCATION (excluding schools)</b>		Other		Cancelled, Abated or Adjusted (1982)	
Libraries		Total		Balance December 31, 1982	
Other Educational Services		<b>EQUALIZED VALUATION BASIS</b>		<b>CURRENT FINANCES DECEMBER 31, 1982</b>	
<b>STATUTORY EXPENDITURES</b>		<b>FOR NET DEBT COMPUTATION</b>	883,892	<b>ASSETS</b>	
Pensions & F. I. C. A.	275.00	<b>REAL PROPERTY VALUATIONS</b>		Cash Dec. 31, 1982	7,767.68
Employee Fringe Benefits		Code Class # of Parcels % VAL'N		Taxes Receivable	
Other Statutory Expenditures	30.00	1 Vacant Land		Tax Title Liens	
<b>CETA And Other Public Employment Programs</b>		2 Residential 3 17.86	161,100.00	Foreclosed Property	
<b>MUNICIPAL FUNCTIONS TOTAL</b>	11,060.00	3 Farm		Emergencies & Other Deferred Charges	
<b>CAPITAL IMPROVEMENTS *MEMC*</b>		4a Commercial 11 82.14	741,000.00	State and Federal Aid Receivable	
<b>DEBT SERVICE</b>		4b Industrial		Other Receivables	
Principal Payments		4c Apartments		Total	7,767.68
Interest Payments		Total 14	902,100.00	<b>LIABILITIES, RESERVES, AND SURPLUS</b>	
<b>DEFERRED CHARGES</b>		Land Area .27 Sq. Miles		Cash Liabilities	3,033.38
<b>SCHOOL, COUNTY, SPECIAL DISTRICT TAXES</b>	12,075.08	Net Valuation Taxable-Municipal	907,480	Reserves for Receivables	
<b>RESERVE FOR UNCOLLECTED TAXES</b>		Net Valuation Taxable-County	1,004,542	Surplus Dec. 31, 1982	4,734.30
<b>EXPENDITURES TOTAL</b>	23,135.08	State Equalized Valuation	889,272	Total	7,767.68
		State Equalization Ratio	102.06		

\*Includes County Health Service Taxes or County Vocational School Taxes. See Table 13.

Population 1980 **39,007**  
 Population 1982 **38,856**  
 S & P Rating  
 Moody Rating **AA**

General Tax Rate Per \$100.

State Equalized Tax Rate **4.62**  
**3.24**

**TEANECK TOWNSHIP – BERGEN COUNTY****Form of Government:****Council-Manager (1923)****Number of Members on Governing Body – 5****PER CAPITA:**

Gross Debt **251.74**  
 Net Debt **134.96**  
 Debt Service **18.58**  
 Total Tax Levy **863.82**  
 Municipal Expenditures **400.90**

**PER CENT:**

Gross Debt **1.05**  
 Net Debt **.57**  
 Tax Levy Collected **97.91**  
 Tax Levy Cancelled, Abated or Adjusted **.19**

EXPENDITURES		REVENUES-REALIZED		1982 PROPERTY TAX	
<b>GENERAL GOVERNMENT</b>				<b>STATE EQUALIZED TAX RATE</b>	
Governing Body & Public Boards		1982 Property Taxes Collected	<b>32,896,024.88</b>	Local District School Taxes <b>1.89</b>	<b>15,509,206.38</b>
Municipal Clerk		1982 Payments in Lieu of Taxes		Regional & Consolidated School Tax	
Financial Administration	<b>165,203.00</b>	Delinquent Tax & Lien Collections	<b>614,633.46</b>	School Taxes in Municipal Budget	
Assessment of Taxes	<b>112,531.00</b>	Business Personalty Replacement Taxes	<b>373,333.32</b>	County Taxes <b>.34</b>	<b>* 3,463,580.85</b>
Collection of Taxes	<b>83,304.00</b>	Taxes from Public Utilities	<b>2,066,707.00</b>	Caunty Library Taxes	
Planning, Hausing & Development	<b>185,321.00</b>	Other Miscellaneous Tax Revenues		Local Municipal Purpose Taxes <b>1.01</b>	<b>10,374,147.00</b>
Human Resources	<b>29,452.00</b>	State Aid Revenues	<b>414,555.95</b>	Veteran & Senior Citizen Taxes	<b>309,625.00</b>
Elections	<b>16,700.00</b>	Federal Aid Revenues		Total Taxes for Rate Computation <b>3.24</b>	<b>33,656,559.23</b>
General Administration (other)	<b>1,297,455.00</b>	State and Local Fiscal Assistance Act Utilized	<b>360,258.00</b>	Special District Taxes	
<b>JUDICIARY</b>		Sale of Acquired Property	<b>45,100.00</b>	Bank Corp. Taxes	<b>22,644.84</b>
Municipal Courts	<b>127,781.00</b>	Other Miscellaneous Revenues	<b>1,416,998.01</b>	Added and Omitted Taxes	<b>195,089.48</b>
<b>PUBLIC SAFETY</b>		Total	<b>38,188,010.66</b>	Total Taxes Levied - ABSTRACT	<b>33,564,668.55</b>
Fire Protection	<b>2,501,700.00</b>	Prior Years Surplus Appropriated	<b>1,500,000.00</b>	Total Taxes Billed	<b>33,597,554.85</b>
Police Protection	<b>2,756,857.00</b>	<b>REVENUES TOTAL</b>	<b>39,688,010.66</b>	1982 TAXES COLLECTED	<b>32,896,024.88</b>
Civil Defense & Disaster Control	<b>2,670.00</b>	Reserve For Uncollected Taxes	<b>831,723.17</b>	1982 Taxes Cancelled, Abated or Adjusted	<b>64,872.22</b>
Environmental Inspection & Control	<b>149,851.00</b>	<b>CAPITAL OUTLAY TOTAL</b>	<b>751,163.67</b>	Transfer to Tax Title Liens or Foreclosed	<b>32,754.21</b>
Other Public Safety				Balance Outstanding Dec. 31, 1982	<b>603,903.54</b>
<b>PUBLIC WORKS</b>				<b>PRIOR YEARS TAXES OUTSTANDING</b>	
Streets and Drainage	<b>986,070.00</b>	Public Enterprises		Balance January 1, 1982	<b>615,833.13</b>
Sewers and Sewage Processing	<b>977,555.00</b>	Recreation—Culture		Collected in 1982	<b>591,587.21</b>
Garbage and Trash Disposal	<b>75,110.00</b>	Public Works	<b>485,827.65</b>	Cancelled, Abated or Adjusted 1982	<b>22.28</b>
Public Buildings and Grounds	<b>693,214.00</b>	Buildings and Grounds	<b>150,652.43</b>	Transfers to Tax Title Liens or Foreclosed	<b>23,941.02</b>
Other Public Works	<b>181,000.00</b>	Library and Education	<b>74,683.59</b>	Balance December 31, 1982	<b>282.62</b>
<b>HEALTH and WELFARE</b>		Conservation		<b>TAX TITLE LIENS OUTSTANDING</b>	
Health Services Except Environmental	<b>242,076.00</b>	All Other		Balance January 1, 1982	<b>17,427.48</b>
Welfare-Public Assistance	<b>28,706.00</b>	<b>CAPITAL DEBT AUTHORIZED, DECEMBER 31, 1982</b>		Transfer From Taxes	<b>62,330.10</b>
Hospitals, Clinics, First Aid		<b>ISSUED AND UNISSUED GROSS DEBT NET DEBT</b>		Redeemed in 1982	<b>23,046.25</b>
Animal, Insect, & Rodent Control	<b>13,000.00</b>	School <b>4,481,000</b>		Cancelled, Abated or Adjusted (1982)	
Other Welfare Services		Self-liquidating		Transfers to Foreclosed Property	
<b>RECREATION and CONSERVATION</b>		Other <b>5,300,493</b>	<b>5,243,982</b>	Balance December 31, 1982	<b>56,711.33</b>
Beaches and Boardwalks		Total <b>9,781,493</b>	<b>5,243,982</b>	<b>PROPERTY ACQUIRED BY DEED OR FORECLOSURE</b>	
Parks, Playgrounds, Shade Trees	<b>357,796.00</b>	<b>ISSUED AND OUTSTANDING</b>		Balance January 1, 1982	<b>419,377.00</b>
Land Reclamation & Conservation	<b>420.00</b>	School	<b>4,481,000.00</b>	Transfers From Taxes or Liens	
Other Recreational Services	<b>415,262.00</b>	Self-Liquidating		Sale for Cash (1982)	<b>45,100.00</b>
<b>EDUCATION (excluding schools)</b>		Other	<b>2,093,000.00</b>	Cancelled, Abated or Adjusted (1982)	
Libraries	<b>650,397.00</b>	Total	<b>6,574,000.00</b>	Balance December 31, 1982	<b>374,277.00</b>
Other Educational Services		<b>EQUALIZED VALUATION BASIS</b>		<b>CURRENT FINANCES DECEMBER 31, 1982</b>	
<b>STATUTORY EXPENDITURES</b>		<b>FOR NET DEBT COMPUTATION</b>	<b>927,382.508</b>	<b>ASSETS</b>	
Pensions & F. I. C. A.	<b>1,493,538.00</b>	<b>REAL PROPERTY VALUATIONS</b>		Cash Dec. 31, 1982	<b>4,347,178.05</b>
Employee Fringe Benefits	<b>347,300.00</b>	Code Class # of Parcels % VAL'N		Taxes Receivable	<b>604,186.16</b>
Other Statutory Expenditures	<b>30,000.00</b>	1 Vacant Land <b>108 .30</b>	<b>2,184,600.00</b>	Tax Title Liens	<b>56,711.33</b>
<b>CETA And Other Public Employment Programs</b>		2 Residential <b>10625 84.61</b>	<b>607,161,500.00</b>	Foreclosed Property	<b>374,277.00</b>
<b>MUNICIPAL FUNCTIONS TOTAL</b>	<b>13,920,269.00</b>	3 Farm		Emergencies & Other Deferred Charges	
<b>CAPITAL IMPROVEMENTS *MEMO*</b>	<b>445,400.00</b>	4a Commercial <b>337 8.17</b>	<b>58,637,500.00</b>	State and Federal Aid Receivable	<b>69,000.00</b>
<b>DEBT SERVICE</b>		4b Industrial <b>20 2.43</b>	<b>17,469,400.00</b>	Other Receivables	<b>234,038.55</b>
Principal Payments	<b>554,800.61</b>	4c Apartments <b>74 4.49</b>	<b>32,188,400.00</b>	Total	<b>5,685,391.09</b>
Interest Payments	<b>167,109.39</b>	Total <b>11164</b>	<b>717,641,400.00</b>	<b>LIABILITIES, RESERVES, AND SURPLUS</b>	
<b>DEFERRED CHARGES</b>	<b>103,435.83</b>	Land Area <b>5.90</b> Sq. Miles		Cash Liabilities	<b>1,551,497.41</b>
<b>SCHOOL, COUNTY, SPECIAL DISTRICT TAXES</b>	<b>22,972,787.23</b>	Net Valuation Taxable-Municipal	<b>722,997,086</b>	Reserves for Receivables	<b>1,269,213.04</b>
<b>RESERVE FOR UNCOLLECTED TAXES</b>	<b>831,723.17</b>	Net Valuation Taxable-County	<b>942,778,942</b>	Surplus Dec. 31, 1982	<b>2,864,680.64</b>
<b>EXPENDITURES TOTAL</b>	<b>38,550,125.23</b>	State Equalized Valuation	<b>1,029,397,437</b>	Total	<b>5,685,391.09</b>
		State Equalization Ratio	<b>70.08</b>		



PER CENT:	
Gross Debt	1.69
Net Debt	1.10
Tax Levy Collected	98.64
Tax Levy Cancelled, Abated or Adjusted	.02

570

0262

Population 1980 19  
 Population 1982 21  
 S & P Rating  
 Moody Rating

General Tax Rate Per \$100.  
 State Equalized Tax Rate .89  
 1.00

## TETERBORO BOROUGH - BERGEN COUNTY

## Form of Government:

Council-Manager (1923)

Number of Members on Governing Body - 5

## PER CAPITA:

Gross Debt 680.95  
 Net Debt 680.95  
 Debt Service  
 Total Tax Levy 2,313.16  
 Municipal Expenditures 6,830.23

## PER CENT:

Gross Debt .22  
 Net Debt .22  
 Tax Levy Collected 100.00  
 Tax Levy Cancelled, Abated  
 or Adjusted

EXPENDITURES		REVENUES-REALIZED		1982 PROPERTY TAX	
GENERAL GOVERNMENT				STATE EQUALIZED TAX RATE → .01 6,000.00	
Governing Body & Public Boards		1982 Property Taxes Collected	1,092,812.41	Local District School Taxes	
Municipal Clerk		1982 Payments in Lieu of Taxes	13,471.81	Regional & Consolidated School Tax	
Financial Administration	17,149.00	Delinquent Tax & Lien Collections		School Taxes in Municipal Budget	
Assessment of Taxes	14,762.00	Business Personalty Replacement Taxes	161,253.68	County Taxes	.44 486,963.68
Collection of Taxes	7,001.00	Taxes from Public Utilities	50,075.00	County Library Taxes	
Planning, Housing & Development	5,015.00	Other Miscellaneous Tax Revenues		Local Municipal Purpose Taxes	.55 559,167.81
Human Resources		State Aid Revenues		Veteran & Senior Citizen Taxes	
Elections	2,000.00	Federal Aid Revenues		Total Taxes for Rate Computation	1.00 1,092,131.49
General Administration (other)	243,714.75	State and Local Fiscal Assistance Act Utilized		Special District Taxes	
JUDICIARY		State and Local Fiscal Assistance Act Utilized		Bank Corp. Taxes	6,444.88
Municipal Courts	24,835.00	Sale of Acquired Property		Added and Omitted Taxes	
PUBLIC SAFETY		Other Miscellaneous Revenues	249,918.76	Total Taxes Levied - ABSTRACT	1,098,576.37
Fire Protection	37,400.00	Total	1,607,531.66	Total Taxes Billed	1,092,812.41
Police Protection	216,496.00	Prior Years Surplus Appropriated	210,000.00	1982 TAXES COLLECTED	1,092,812.41
Civil Defense & Disaster Control		REVENUES TOTAL	1,817,531.66	1982 Taxes Cancelled, Abated or Adjusted	
Environmental Inspection & Control	25,093.73	Reserve For Uncollected Taxes		Transfer to Tax Title Liens or Foreclosed	
Other Public Safety		CAPITAL OUTLAY TOTAL	88,045.50	Balance Outstanding Dec. 31, 1982	
PUBLIC WORKS				PRIOR YEARS TAXES OUTSTANDING	
Streets and Drainage	77,020.00	Public Enterprises		Balance January 1, 1982	
Sewers and Sewage Processing	130,090.00	Recreation—Culture	1,882.01	Collected in 1982	
Garbage and Trash Disposal	2,400.00	Public Works	76,974.90	Cancelled, Abated or Adjusted 1982	
Public Buildings and Grounds	58,033.00	Buildings and Grounds	9,188.59	Transfers to Tax Title Liens or Foreclosed	
Other Public Works	704.58	Library and Education		Balance December 31, 1982	
HEALTH and WELFARE		Conservation		TAX TITLE LIENS OUTSTANDING	
Health Services Except Environmental	27,920.84	All Other		Balance January 1, 1982	
Welfare-Public Assistance		CAPITAL DEBT AUTHORIZED, DECEMBER 31, 1982		Transfer From Taxes	
Hospitals, Clinics, First Aid	57,500.00	ISSUED AND UNISSUED GROSS DEBT NET DEBT		Redeemed in 1982	
Animal, Insect, & Rodent Control		School		Cancelled, Abated or Adjusted (1982)	
Other Welfare Services		Self-Liquidating		Transfers to Foreclosed Property	
RECREATION and CONSERVATION		Other	224,300	Balance December 31, 1982	
Beaches and Boardwalks		Total	224,300	PROPERTY ACQUIRED BY DEED OR	
Parks, Playgrounds, Shade Trees				FORECLOSURE	
Land Reclamation & Conservation		ISSUED AND OUTSTANDING		Balance January 1, 1982	
Other Recreational Services		School		Transfers From Taxes or Liens	
EDUCATION (excluding schools)		Self-Liquidating		Sale for Cash (1982)	
Libraries		Other		Cancelled, Abated or Adjusted (1982)	
Other Educational Services		Total	190,000.00	Balance December 31, 1982	
STATUTORY EXPENDITURES		EQUALIZED VALUATION BASIS		CURRENT FINANCES DECEMBER 31, 1982	
Pensions & F. I. C. A.	65,500.00	FOR NET DEBT COMPUTATION	104,164.788	ASSETS	
Employee Fringe Benefits	69,200.00	REAL PROPERTY VALUATIONS		Cash Dec. 31, 1982	664,679.00
Other Statutory Expenditures		Code Class # of Parcels % VAL'N		Taxes Receivable	
CETA And Other Public Employment Programs		1 Vacant Land 11 1.65	1,984,750.00	Tax Title Liens	
MUNICIPAL FUNCTIONS TOTAL	1,081,834.90	2 Residential 7 .41	455,000.00	Foreclosed Property	
CAPITAL IMPROVEMENTS *MEMO*	1,000.00	3 Farm		Emergencies & Other Deferred Charges	
DEBT SERVICE		4a Commercial 3 .56	671,320.00	State and Federal Aid Receivable	
Principal Payments		4b Industrial 63 97.39	117,414,128.00	Other Receivables	6,320.65
Interest Payments		4c Apartments		Total	670,999.65
DEFERRED CHARGES	111,600.00	Total 84	120,565,198.00	LIABILITIES, RESERVES, AND SURPLUS	
SCHOOL, COUNTY, SPECIAL DISTRICT TAXES	492,963.68	Land Area 1.20 Sq. Miles		Cash Liabilities	138,424.86
RESERVE FOR UNCOLLECTED TAXES		Net Valuation Taxable-Municipal	122,787,903	Reserves for Receivables	6,320.65
EXPENDITURES TOTAL	1,686,398.58	Net Valuation Taxable-County	132,380,117	Surplus Dec. 31, 1982	526,254.14
		State Equalized Valuation	109,932,006	Total	670,999.65
		State Equalization Ratio	111.99		



1024

Population 1980 **4,094**  
 Population 1982 **4,117**  
 S & P Rating  
 Moody Rating

General Tax Rate Per \$100.

2.44  
 State Equalized Tax Rate  
 2.14

**TEWKSBURY TWP. - HUNTERDON COUNTY****Form of Government:****Township Committee****Number of Members on Governing Body - 3**

PER CAPITA:

Gross Debt **641.06**  
 Net Debt  
 Debt Service  
 Total Tax Levy **1,105.71**  
 Municipal Expenditures **306.18**

PER CENT:

Gross Debt **1.35**  
 Net Debt  
 Tax Levy Collected **93.65**  
 Tax Levy Cancelled, Abated  
 or Adjusted **.38**

EXPENDITURES		REVENUES-REALIZED		1982 PROPERTY TAX	
<b>GENERAL GOVERNMENT</b>				<b>STATE EQUALIZED TAX RATE</b>	
Governing Body & Public Boords		1982 Property Taxes Collected	<b>4,271,410.19</b>	Local District School Taxes	<b>.77</b>
Municipal Clerk		1982 Payments in Lieu of Taxes		Regional & Consolidated School Tax	<b>.80</b>
Financial Administration	<b>16,160.00</b>	Delinquent Tax & Lien Collections	<b>272,070.41</b>	School Taxes in Municipal Budget	
Assessment of Taxes	<b>15,850.00</b>	Business Personalty Replacement Taxes	<b>84,970.24</b>	County Taxes	<b>.46</b>
Collection of Taxes	<b>23,000.00</b>	Taxes from Public Utilities	<b>262,782.00</b>	County Library Taxes	<b>.03</b>
Planning, Hausing & Development	<b>21,800.00</b>	Other Miscellaneous Tax Revenues		Local Municipal Purpose Taxes	<b>.08</b>
Human Resources		State Aid Revenues	<b>21,909.60</b>	Veteron & Senior Citizen Taxes	
Elections		Federal Aid Revenues		Total Taxes for Rate Computation	<b>2.14</b>
General Administration (other)	<b>132,152.13</b>	State and Local Fiscal Assistance Act Utilized	<b>17,393.00</b>	Special District Taxes	
<b>JUDICIARY</b>		Sale of Acquired Property		Bank Corp. Taxes	<b>3,504.36</b>
Municipal Courts	<b>7,392.50</b>	Other Miscellaneous Revenues	<b>320,121.63</b>	Added and Omitted Taxes	<b>40,820.87</b>
<b>PUBLIC SAFETY</b>		Total	<b>5,250,657.07</b>	Total Taxes Levied - ABSTRACT	<b>4,552,222.43</b>
Fire Protection	<b>43,012.50</b>	Prior Years Surplus Appropriated	<b>385,000.00</b>	Total Taxes Billed	<b>4,560,892.27</b>
Police Protection	<b>162,025.00</b>	REVENUES	<b>5,635,657.07</b>	1982 TAXES COLLECTED	<b>4,271,410.19</b>
Civil Defense & Disaster Control	<b>25.00</b>	Reserve For Uncollected Taxes	<b>316,111.68</b>	1982 Taxes Cancelled, Aboted or Adjusted	<b>17,405.32</b>
Environmental Inspection & Control	<b>22,525.00</b>			Transfer to Tax Title Liens or Foreclosed	<b>8,751.08</b>
Other Public Safety				Balance Outstanding Dec. 31, 1982	<b>263,325.68</b>
<b>PUBLIC WORKS</b>		<b>CAPITAL OUTLAY</b>	<b>TOTAL</b>	<b>PRIOR YEARS TAXES OUTSTANDING</b>	
Streets and Drainage	<b>311,400.00</b>	Public Enterprises		Balance January 1, 1982	<b>283,289.88</b>
Sewers and Sewage Processing		Recreation—Culture		Collected in 1982	<b>263,133.89</b>
Gorbage ond Trash Disposal	<b>9,443.12</b>	Public Works	<b>3,679.33</b>	Cancelled, Aboted or Adjusted 1982	<b>1,866.15</b>
Public Buildings and Grounds	<b>58,600.00</b>	Buildings and Grounds		Transfers to Tax Title Liens or Foreclosed	<b>2,491.62</b>
Other Public Works	<b>30,000.00</b>	Library ond Education		Balance December 31, 1982	<b>15,798.22</b>
<b>HEALTH and WELFARE</b>		Conservation		<b>TAX TITLE LIENS OUTSTANDING</b>	
Health Services Except Environmental	<b>4,700.00</b>	All Other		Balance January 1, 1982	<b>40,471.97</b>
Welfare-Public Assistance	<b>2,400.00</b>			Transfer From Taxes	<b>11,642.05</b>
Hospitals, Clinics, First Aid				Redeemed in 1982	<b>8,936.52</b>
Animal, Insect, & Radent Control	<b>5,604.75</b>			Cancelled, Abated or Adjusted (1982)	
Other Welfore Services				Transfers to Fareclosed Property	
<b>RECREATION and CONSERVATION</b>				Balance December 31, 1982	<b>43,177.50</b>
Beaches and Baordwalks				<b>PROPERTY ACQUIRED BY DEED OR FORECLOSURE</b>	
Parks, Playgrounds, Shade Trees				Balance January 1, 1982	
Land Reclamation & Conservation	<b>520.00</b>			Transfers Fram Taxes or Liens	
Other Recreational Services	<b>10,000.00</b>			Sale far Cash (1982)	
<b>EDUCATION (excluding schools)</b>				Cancelled, Abated or Adjusted (1982)	
Libraries	<b>1,100.00</b>			Balance December 31, 1982	
Other Educational Services				<b>CURRENT FINANCES DECEMBER 31, 1982</b>	
<b>STATUTORY EXPENDITURES</b>				<b>ASSETS</b>	
Pensions & F. I. C. A.	<b>51,000.00</b>			Cash Dec. 31, 1982	<b>2,181,047.99</b>
Employee Fringe Benefits	<b>12,694.12</b>			Taxes Receivable	<b>279,123.90</b>
Other Statutory Expenditures	<b>3,000.00</b>			Tax Title Liens	<b>43,177.50</b>
<b>CETA And Other Public Employment Programs</b>				Foreclosed Property	
<b>MUNICIPAL FUNCTIONS</b>				Emergencies & Other Deferred Chorges	<b>658.88</b>
CAPITAL IMPROVEMENTS	<b>*MEMO*</b>			Stote and Federal Aid Receivable	<b>8,487.70</b>
<b>DEBT SERVICE</b>				Other Receivables	<b>87,409.46</b>
Principal Payments				Total	<b>2,599,905.43</b>
Interest Payments				<b>LIABILITIES, RESERVES, AND SURPLUS</b>	
<b>DEFERRED CHARGES</b>	<b>21.75</b>			Cash Liabilities	<b>278,376.62</b>
<b>SCHOOL, COUNTY, SPECIAL DISTRICT TAXES</b>	<b>4,330,928.43</b>			Reserves for Receivables	<b>409,710.86</b>
<b>RESERVE FOR UNCOLLECTED TAXES</b>	<b>316,111.68</b>			Surplus Dec. 31, 1982	<b>1,911,817.95</b>
<b>EXPENDITURES</b>				Total	<b>2,599,905.43</b>
<b>TOTAL</b>	<b>5,591,465.98</b>				

Population 1980 **7,740**  
 Population 1982 **7,950**  
 S & P Rating  
 Moody Rating **A**

General Tax Rate Per \$100. **3.97**  
 State Equalized Tax Rate **3.34**

**TINTON FALLS BORO. — MONMOUTH CO.**  
**Form of Government:**  
**Borough Council**  
**Number of Members on Governing Body — 6**

PER CAPITA.  
 Gross Debt **829.10**  
 Net Debt **267.37**  
 Debt Service **62.97**  
 Total Tax Levy **869.00**  
 Municipal Expenditures **419.22**

PER CENT.  
 Gross Debt **3.40**  
 Net Debt **1.10**  
 Tax Levy Collected **93.98**  
 Tax Levy Cancelled, Abated or Adjusted

EXPENDITURES		REVENUES-REALIZED		1982 PROPERTY TAX	
<b>GENERAL GOVERNMENT</b>				<b>STATE EQUALIZED TAX RATE</b> →	
Governing Body & Public Boards		1982 Property Taxes Collected	<b>6,451,502.71</b>	Local District School Taxes	
Municipal Clerk		1982 Payments in Lieu of Taxes		Regional & Consolidated School Tax	<b>2.06</b>
Financial Administration	<b>53,825.00</b>	Delinquent Tax & Lien Collections	<b>348,637.92</b>	School Taxes in Municipal Budget	<b>4,167,308.51</b>
Assessment of Taxes	<b>53,250.00</b>	Business Personality Replacement Taxes	<b>178,046.40</b>	County Taxes	<b>.54</b>
Collection of Taxes	<b>55,150.00</b>	Taxes from Public Utilities	<b>667,898.00</b>	County Library Taxes	<b>.02</b>
Planning, Housing & Development	<b>66,625.00</b>	Other Miscellaneous Tax Revenues		Local Municipal Purpose Taxes	<b>.72</b>
Human Resources	<b>1,000.00</b>	State Aid Revenues	<b>72,933.57</b>	Veteran & Senior Citizen Taxes	
Elections		Federal Aid Revenues		Total Taxes for Rate Computation	<b>3.34</b>
General Administration (other)	<b>259,291.47</b>	State and Local Fiscal Assistance Act Utilized	<b>79,444.15</b>	Special District Taxes	
<b>JUDICIARY</b>		Sale of Acquired Property		Bank Corp. Taxes	<b>1,028.68</b>
Municipal Courts	<b>65,550.00</b>	Other Miscellaneous Revenues	<b>543,174.76</b>	Added and Omitted Taxes	<b>155,653.26</b>
<b>PUBLIC SAFETY</b>		Total	<b>8,381,637.51</b>	Total Taxes Levied - ABSTRACT	<b>6,908,587.09</b>
Fire Protection	<b>115,305.00</b>	Prior Years Surplus Appropriated	<b>475,000.00</b>	Total Taxes Billed	<b>6,907,558.41</b>
Police Protection	<b>687,022.15</b>	<b>REVENUES TOTAL</b>	<b>8,856,637.51</b>	1982 TAXES COLLECTED	<b>6,451,502.71</b>
Civil Defense & Disaster Control	<b>1,000.00</b>	Reserve For Uncollected Taxes	<b>466,398.00</b>	1982 Taxes Cancelled, Abated or Adjusted	
Environmental Inspection & Control	<b>58,775.00</b>	<b>CAPITAL OUTLAY TOTAL</b>	<b>518,815.09</b>	Transfer to Tax Title Liens or Foreclosed	
Other Public Safety				Balance Outstanding Dec. 31, 1982	<b>416,055.70</b>
<b>PUBLIC WORKS</b>				<b>PRIOR YEARS TAXES OUTSTANDING</b>	
Streets and Drainage	<b>309,371.55</b>	Public Enterprises	<b>11,232.65</b>	Balance January 1, 1982	<b>341,722.03</b>
Sewers and Sewage Processing	<b>28,500.00</b>	Recreation—Culture		Collected in 1982	<b>270,746.56</b>
Garbage and Trash Disposal	<b>180,029.00</b>	Public Works	<b>130,107.44</b>	Cancelled, Abated or Adjusted 1982	
Public Buildings and Grounds	<b>40,236.00</b>	Buildings and Grounds	<b>377,475.00</b>	Transfers to Tax Title Liens or Foreclosed	<b>70,975.47</b>
Other Public Works	<b>5,204.00</b>	Library and Education		Balance December 31, 1982	
<b>HEALTH and WELFARE</b>		Conservation		<b>TAX TITLE LIENS OUTSTANDING</b>	
Health Services Except Environmental	<b>18,219.00</b>	All Other		Balance January 1, 1982	<b>50,025.86</b>
Welfare-Public Assistance	<b>7,750.00</b>	<b>CAPITAL DEBT AUTHORIZED, DECEMBER 31, 1982</b>		Transfer From Taxes	<b>70,975.47</b>
Hospitals, Clinics, First Aid		<b>ISSUED AND UNISSUED</b>	<b>GROSS DEBT</b>	Redeemed in 1982	<b>77,891.36</b>
Animal, Insect, & Rodent Control		School	<b>157,062</b>	Cancelled, Abated or Adjusted (1982)	
Other Welfare Services		Self-liquidating	<b>4,294,000</b>	Transfers to Foreclosed Property	
<b>RECREATION and CONSERVATION</b>		Other	<b>2,140,300</b>	Balance December 31, 1982	<b>43,109.97</b>
Beaches and Boardwalks		Total	<b>6,591,362</b>	<b>PROPERTY ACQUIRED BY DEED OR FORECLOSURE</b>	
Parks, Playgrounds, Shade Trees	<b>26,500.00</b>	<b>ISSUED AND OUTSTANDING</b>		Balance January 1, 1982	<b>252,711.95</b>
Land Reclamation & Conservation	<b>250.00</b>	School	<b>157,062.85</b>	Transfers From Taxes or Liens	
Other Recreational Services	<b>1,070.00</b>	Self-Liquidating	<b>2,644,000.00</b>	Sale for Cash (1982)	
<b>EDUCATION (excluding schools)</b>		Other	<b>1,970,500.00</b>	Cancelled, Abated or Adjusted (1982)	
Libraries	<b>3,000.00</b>	Total	<b>4,771,562.85</b>	Balance December 31, 1982	<b>252,711.95</b>
Other Educational Services		<b>EQUALIZED VALUATION BASIS</b>		<b>CURRENT FINANCES DECEMBER 31, 1982</b>	
<b>STATUTORY EXPENDITURES</b>		<b>FOR NET DEBT COMPUTATION</b>	<b>193,926,882</b>	<b>ASSETS</b>	
Pensions & F. I. C. A.	<b>203,050.00</b>	<b>REAL PROPERTY VALUATIONS</b>		Cash Dec. 31, 1982	<b>2,328,674.02</b>
Employee Fringe Benefits	<b>70,000.00</b>	<b>Code Class # of Parcels % VAL'N</b>	<b>ASSESSED VALUATION</b>	Taxes Receivable	<b>416,055.70</b>
Other Statutory Expenditures	<b>5,000.00</b>	1 Vacant Land 549 6.40	<b>10,796,300.00</b>	Tax Title Liens	<b>43,109.97</b>
<b>CETA And Other Public Employment Programs</b>		2 Residential 1871 56.26	<b>94,857,400.00</b>	Foreclosed Property	<b>252,711.95</b>
<b>MUNICIPAL FUNCTIONS TOTAL</b>	<b>2,314,973.17</b>	3 Farm 68 1.09	<b>1,843,800.00</b>	Emergencies & Other Deferred Charges	<b>62,000.00</b>
<b>CAPITAL IMPROVEMENTS *MEMO*</b>	<b>10,000.00</b>	4a Commercial 115 31.91	<b>53,819,060.00</b>	State and Federal Aid Receivable	<b>1,700.00</b>
<b>DEBT SERVICE</b>		4b Industrial 19 4.34	<b>7,317,900.00</b>	Other Receivables	<b>311.39</b>
Principal Payments	<b>321,500.00</b>	4c Apartments		Total	<b>3,104,563.03</b>
Interest Payments	<b>179,108.50</b>	Total 2622	<b>168,674,460.00</b>	<b>LIABILITIES, RESERVES, AND SURPLUS</b>	
<b>DEFERRED CHARGES</b>	<b>50,857.34</b>	Land Area 15.15 Sq. Miles		Cash Liabilities	<b>1,782,189.19</b>
<b>SCHOOL, COUNTY, SPECIAL DISTRICT TAXES</b>	<b>5,289,475.15</b>	Net Valuation Taxable-Municipal	<b>170,024,866</b>	Reserves for Receivables	<b>712,189.01</b>
<b>RESERVE FOR UNCOLLECTED TAXES</b>	<b>466,398.00</b>	Net Valuation Taxable-County	<b>203,209,164</b>	Surplus Dec. 31, 1982	<b>610,184.83</b>
<b>EXPENDITURES TOTAL</b>	<b>8,622,312.16</b>	State Equalized Valuation	<b>201,676,368</b>	Total	<b>3,104,563.03</b>
		State Equalization Ratio	<b>84.20</b>		



1612

Population 1980 **11,448**  
 Population 1982 **11,602**  
 S & P Rating  
 Moody Rating **A**

General Tax Rate Per \$100.

**2.59**

State Equalized Tax Rate

**1.74****TOTOWA BOROUGH - PASSAIC COUNTY****Form of Government:****Borough Council****Number of Members on Governing Body - 6**

PER CAPITA:

Gross Debt **450.40**  
 Net Debt **363.90**  
 Debt Service **31.52**  
 Total Tax Levy **695.54**  
 Municipal Expenditures **276.38**

PER CENT:

Gross Debt **1.14**  
 Net Debt **.92**  
 Tax Levy Collected **98.92**  
 Tax Levy Cancelled, Abated  
 or Adjusted

EXPENDITURES		REVENUES-REALIZED		1982 PROPERTY TAX	
<b>GENERAL GOVERNMENT</b>				<b>STATE EQUALIZED TAX RATE</b> →	
Governing Body & Public Boards	<b>8,094.48</b>	1982 Property Taxes Collected	<b>7,972,237.55</b>	Local District School Taxes	<b>.50</b>
Municipal Clerk		1982 Payments in Lieu of Taxes		Regional & Consolidated School Tax	<b>.40</b>
Financial Administration	<b>34,494.95</b>	Delinquent Tax & Lien Collections	<b>213,128.74</b>	School Taxes in Municipal Budget	
Assessment of Taxes	<b>139,228.72</b>	Business Personalty Replacement Taxes	<b>308,744.99</b>	County Taxes	<b>.66</b>
Collection of Taxes	<b>17,390.59</b>	Taxes from Public Utilities	<b>1,010,051.00</b>	County Library Taxes	
Planning, Housing & Development	<b>11,700.00</b>	Other Miscellaneous Tax Revenues		Local Municipal Purpose Taxes	<b>.19</b>
Human Resources		State Aid Revenues	<b>100,480.16</b>	Veteran & Senior Citizen Taxes	
Elections	<b>3,024.64</b>	Federal Aid Revenues		Total Taxes for Rate Computation	<b>1.75</b>
General Administration (other)	<b>278,046.83</b>	State and Local Fiscal Assistance Act Utilized	<b>69,308.07</b>	Special District Taxes	
<b>JUDICIARY</b>		Sale of Acquired Property		Bank Corp. Taxes	<b>13,820.50</b>
Municipal Courts	<b>31,056.88</b>	Other Miscellaneous Revenues		Added and Omitted Taxes	<b>18,164.76</b>
<b>PUBLIC SAFETY</b>		Total	<b>10,285,884.74</b>	Total Taxes Levied - ABSTRACT	<b>8,069,693.71</b>
Fire Protection	<b>62,516.85</b>	Prior Years Surplus Appropriated	<b>420,000.00</b>	Total Taxes Billed	<b>8,059,469.93</b>
Police Protection	<b>615,518.15</b>	REVENUES TOTAL	<b>10,705,884.74</b>	1982 TAXES COLLECTED	<b>7,972,237.55</b>
Civil Defense & Disaster Control	<b>1,145.00</b>	Reserve For Uncollected Taxes	<b>163,638.76</b>	1982 Taxes Cancelled, Abated or Adjusted	
Environmental Inspection & Control	<b>27,172.67</b>	CAPITAL OUTLAY TOTAL	<b>482,737.01</b>	Transfer to Tax Title Liens or Foreclosed	<b>1,675.73</b>
Other Public Safety	<b>2,500.00</b>	Public Enterprises	<b>51,304.54</b>	Balance Outstanding Dec. 31, 1982	<b>85,556.65</b>
<b>PUBLIC WORKS</b>		Recreation—Culture		<b>PRIOR YEARS TAXES OUTSTANDING</b>	
Streets and Drainage	<b>275,297.90</b>	Public Works	<b>366,356.94</b>	Balance January 1, 1982	<b>86,604.09</b>
Sewers and Sewage Processing	<b>244,419.55</b>	Buildings and Grounds	<b>65,075.53</b>	Collected in 1982	<b>78,923.43</b>
Garbage and Trash Disposal	<b>293,019.00</b>	Library and Education		Cancelled, Abated or Adjusted 1982	
Public Buildings and Grounds	<b>77,534.79</b>	Conservation		Transfers to Tax Title Liens or Foreclosed	
Other Public Works	<b>55,500.00</b>	All Other		Balance December 31, 1982	<b>7,680.66</b>
<b>HEALTH and WELFARE</b>		CAPITAL DEBT AUTHORIZED, DECEMBER 31, 1982		<b>TAX TITLE LIENS OUTSTANDING</b>	
Health Services Except Environmental	<b>35,087.12</b>	ISSUED AND UNISSUED		Balance January 1, 1982	<b>141,066.37</b>
Welfare-Public Assistance	<b>5,381.00</b>	School	<b>545,821</b>	Transfer From Taxes	<b>1,675.73</b>
Hospitals, Clinics, First Aid		Self-liquidating	<b>458,468</b>	Redeemed in 1982	<b>134,205.31</b>
Animal, Insect, & Rodent Control		Other	<b>4,221,296</b>	Cancelled, Abated or Adjusted (1982)	
Other Welfare Services		Total	<b>5,225,586</b>	Transfers to Foreclosed Property	<b>4,448.12</b>
<b>RECREATION and CONSERVATION</b>		ISSUED AND OUTSTANDING		Balance December 31, 1982	<b>4,088.67</b>
Beaches and Boardwalks		School	<b>545,821.56</b>	<b>PROPERTY ACQUIRED BY DEED OR FORECLOSURE</b>	
Parks, Playgrounds, Shade Trees	<b>29,000.00</b>	Self-Liquidating	<b>298,000.00</b>	Balance January 1, 1982	<b>164,251.88</b>
Land Reclamation & Conservation		Other	<b>3,327,000.00</b>	Transfers From Taxes or Liens	<b>4,448.12</b>
Other Recreational Services	<b>9,999.88</b>	Total	<b>4,170,821.56</b>	Sale for Cash (1982)	
<b>EDUCATION (excluding schools)</b>		EQUALIZED VALUATION BASIS		Cancelled, Abated or Adjusted (1982)	
Libraries	<b>104,000.00</b>	FOR NET DEBT COMPUTATION	<b>457,877,688</b>	Balance December 31, 1982	<b>168,700.00</b>
Other Educational Services		<b>REAL PROPERTY VALUATIONS</b>		<b>CURRENT FINANCES DECEMBER 31, 1982</b>	
<b>STATUTORY EXPENDITURES</b>		Code Class # of Parcels % VAL'N		<b>ASSETS</b>	
Pensions & F. I. C. A.	<b>202,494.33</b>	1 Vacant Land 105 1.76	<b>5,419,000.00</b>	Cash Dec. 31, 1982	<b>3,119,703.01</b>
Employee Fringe Benefits	<b>86,475.00</b>	2 Residential 2981 52.47	<b>161,675,600.00</b>	Taxes Receivable	<b>93,237.31</b>
Other Statutory Expenditures	<b>9,000.00</b>	3 Farm 4 .06	<b>188,500.00</b>	Tax Title Liens	<b>4,088.67</b>
<b>CETA And Other Public Employment Programs</b>		4a Commercial 138 19.70	<b>60,656,000.00</b>	Foreclosed Property	<b>168,700.00</b>
<b>MUNICIPAL FUNCTIONS</b>		4b Industrial 62 26.01	<b>80,137,400.00</b>	Emergencies & Other Deferred Charges	<b>105,000.00</b>
<b>CAPITAL IMPROVEMENTS</b>	<b>*MEMO*</b>	4c Apartments		State and Federal Aid Receivable	
<b>DEBT SERVICE</b>		Total 3290	<b>308,116,500.00</b>	Other Receivables	<b>40,442.18</b>
Principal Payments	<b>260,200.00</b>	Land Area 4.00 Sq. Miles		Total	<b>3,531,171.17</b>
Interest Payments	<b>165,440.36</b>	Net Valuation Taxable-Municipal	<b>310,475,503</b>	<b>LIABILITIES, RESERVES, AND SURPLUS</b>	
<b>DEFERRED CHARGES</b>		Net Valuation Taxable-County	<b>498,635,210</b>	Cash Liabilities	<b>2,562,010.87</b>
<b>SCHOOL, COUNTY, SPECIAL DISTRICT TAXES</b>		State Equalized Valuation	<b>459,777,783</b>	Reserves for Receivables	<b>306,468.16</b>
<b>RESERVE FOR UNCOLLECTED TAXES</b>		State Equalization Ratio	<b>67.36</b>	Surplus Dec. 31, 1982	<b>662,692.14</b>
<b>EXPENDITURES</b>	<b>TOTAL</b>			Total	<b>3,531,171.17</b>
	<b>10,390,950.11</b>				

1111

Population 1980 92,124  
 Population 1982 91,976  
 S & P Rating A-  
 Moody Rating BAA1

General Tax Rate Per \$100. 12.23  
 State Equalized Tax Rate 5.52

**TRENTON CITY - MERCER COUNTY**  
**Form of Government:**  
**Mayor-Council Plan C (OMCL 50)**  
**Number of Members on Governing Body - 7**

PER CAPITA:  
 Gross Debt 1,035.28  
 Net Debt 173.13  
 Debt Service 27.55  
 Total Tax Levy 438.03  
 Municipal Expenditures 588.78

PER CENT:  
 Gross Debt 14.84  
 Net Debt 2.48  
 Tax Levy Collected 86.87  
 Tax Levy Cancelled, Abated or Adjusted 1.05

EXPENDITURES		REVENUES-REALIZED		1982 PROPERTY TAX	
<b>GENERAL GOVERNMENT</b>				<b>STATE EQUALIZED TAX RATE</b> →	
Governing Body & Public Boards	465,354.00	1982 Property Taxes Collected	34,915,697.78	Local District School Taxes	1.87 13,542,731.50
Municipal Clerk	163,125.00	1982 Payments in Lieu of Taxes	652,817.96	Regional & Consolidated School Tax	
Financial Administration	370,515.00	Delinquent Tax & Lien Collections	3,265,848.77	School Taxes in Municipal Budget	.01 66,337.14
Assessment of Taxes	161,481.00	Business Personalty Replacement Taxes	3,282,238.08	County Taxes	.82 5,936,766.42
Collection of Taxes	201,305.00	Taxes from Public Utilities	4,071,133.00	County Library Taxes	
Planning, Housing & Development	432,922.00	Other Miscellaneous Tax Revenues		Local Municipal Purpose Taxes	2.82 20,381,808.87
Human Resources	3,240,085.00	State Aid Revenues	11,192,055.92	Veteran & Senior Citizen Taxes	1,005,110.00
Elections	106,406.00	Federal Aid Revenues	3,372,673.00	Total Taxes for Rate Computation	5.52 40,932,753.93
General Administration (other)	3,224,208.00	State and Local Fiscal Assistance Act Utilized	1,465,389.36	Special District Taxes	80,000.00
<b>JUDICIARY</b>		Sale of Acquired Property	252,919.68	Bank Corp. Taxes	176,388.74
Municipal Courts	502,796.00	Other Miscellaneous Revenues	5,523,061.56	Added and Omitted Taxes	184,449.60
<b>PUBLIC SAFETY</b>		Total	68,393,835.11	Total Taxes Levied - ABSTRACT	40,368,482.27
Fire Protection	7,612,665.00	Prior Years Surplus Appropriated	1,100,000.00	Total Taxes Billed	40,192,509.95
Police Protection	9,853,625.00	REVENUES TOTAL	69,493,835.11	1982 TAXES COLLECTED	34,915,697.78
Civil Defense & Disaster Control	43,630.00	Reserve For Uncollected Taxes	5,020,959.32	1982 Taxes Cancelled, Abated or Adjusted	440,070.24
Environmental Inspection & Control	27,620.00	<b>CAPITAL OUTLAY TOTAL</b>	16,238,746.90	Transfer to Tax Title Liens or Foreclosed	248,176.59
Other Public Safety	17,956.00	Public Enterprises	11,736,417.24	Balance Outstanding Dec. 31, 1982	4,588,565.34
<b>PUBLIC WORKS</b>		Recreation—Culture	1,049,127.74	<b>PRIOR YEARS TAXES OUTSTANDING</b>	
Streets and Drainage	747,966.00	Public Works	1,210,736.45	Balance January 1, 1982	3,075,705.38
Sewers and Sewage Processing		Buildings and Grounds	2,242,465.47	Collected in 1982	2,558,885.55
Garbage and Trash Disposal	2,175,451.00	Library and Education		Cancelled, Abated or Adjusted 1982	185,647.88
Public Buildings and Grounds	942,438.00	Conservation		Transfers to Tax Title Liens or Foreclosed	14,936.03
Other Public Works	499,489.00	All Other		Balance December 31, 1982	316,235.92
<b>HEALTH and WELFARE</b>		<b>CAPITAL DEBT AUTHORIZED, DECEMBER 31, 1982</b>		<b>TAX TITLE LIENS OUTSTANDING</b>	
Health Services Except Environmental	3,543,612.77	ISSUED AND UNISSUED GROSS DEBT NET DEBT		Balance January 1, 1982	2,804,098.68
Welfare-Public Assistance	905,540.00	School 30,617,000		Transfer From Taxes	14,936.03
Hospitals, Clinics, First Aid		Self-liquidating 42,412,515		Redeemed in 1982	706,963.22
Animal, Insect, & Rodent Control	64,900.00	Other 22,191,207	15,923,760	Cancelled, Abated or Adjusted (1982)	536.25
Other Welfare Services	393,878.00	Total 95,220,722	15,923,760	Transfers to Foreclosed Property	534,184.78
<b>RECREATION and CONSERVATION</b>		ISSUED AND OUTSTANDING		Balance December 31, 1982	1,577,350.46
Beaches and Boardwalks		School 22,032,000.00		<b>PROPERTY ACQUIRED BY DEED OR FORECLOSURE</b>	
Parks, Playgrounds, Shade Trees	412,927.00	Self-Liquidating 36,728,000.00		Balance January 1, 1982	10,756,642.53
Land Reclamation & Conservation	140,395.00	Other 20,214,000.00		Transfers From Taxes or Liens	782,361.37
Other Recreational Services	722,444.00	Total 78,974,000.00		Sale for Cash (1982)	384,389.68
<b>EDUCATION (excluding schools)</b>		<b>EQUALIZED VALUATION BASIS FOR NET DEBT COMPUTATION</b>	641,650.804	Cancelled, Abated or Adjusted (1982)	1,227,979.22
Libraries	1,009,568.00	REAL PROPERTY VALUATIONS		Balance December 31, 1982	9,966,635.00
Other Educational Services	77,700.00	Code Class # of Parcels % VAL'N ASSESSED VALUATION		<b>CURRENT FINANCES DECEMBER 31, 1982</b>	
<b>STATUTORY EXPENDITURES</b>		1 Vacant Land 940 .85 2,603,220.00		<b>ASSETS</b>	
Pensions & F. I. C. A.	5,158,204.91	2 Residential 21291 57.51 176,034,940.00		Cash Dec. 31, 1982	14,534,317.72
Employee Fringe Benefits	1,198,556.00	3 Farm 91,453,000.00		Taxes Receivable	4,904,801.26
Other Statutory Expenditures	171,576.00	4a Commercial 2839 29.88 24,522,770.00		Tax Title Liens	1,577,350.46
CETA And Other Public Employment Programs	1,851,917.00	4b Industrial 171 8.01 11,464,460.00		Foreclosed Property	9,966,635.00
<b>MUNICIPAL FUNCTIONS TOTAL</b>	46,480,255.68	4c Apartments 141 3.75 326,422,988		Emergencies & Other Deferred Charges	257,027.27
<b>CAPITAL IMPROVEMENTS *MEMO*</b>	40,000.00	Total 25382 306,078,390.00		State and Federal Aid Receivable	39,756.70
<b>DEBT SERVICE</b>		Land Area 7.50 Sq. Miles		Other Receivables	1,382,222.70
Principal Payments	1,428,000.00	Net Valuation Taxable-Municipal	326,422,988	Total	32,662,111.11
Interest Payments	1,105,874.70	Net Valuation Taxable-County	716,825,673	<b>LIABILITIES, RESERVES, AND SURPLUS</b>	
<b>TYPE I SCHL DEBT *MEMO</b>	309,901.00	State Equalized Valuation	699,725,540	Cash Liabilities	13,529,847.69
DEFERRED CHARGES	118,351.49	State Equalization Ratio	45.16	Reserves for Receivables	16,555,392.55
SCHOOL, COUNTY, SPECIAL DISTRICT TAXES	19,625,835.06			Surplus Dec. 31, 1982	2,576,870.87
RESERVE FOR UNCOLLECTED TAXES	5,020,959.32			Total	32,662,111.11
<b>EXPENDITURES TOTAL</b>	73,779,276.25				

1981/3000

\* ABOVE DEBT SERVICE INCLUDES TYPE I SCHOOL DEBT



1532

Population 1980 2,472  
 Population 1982 2,532  
 S & P Rating  
 Moody Rating

General Tax Rate Per \$100.

2.72  
 State Equalized Tax Rate  
 2.11

## TUCKERTON BOROUGH - OCEAN COUNTY

## Form of Government:

## Borough Council

## Number of Members on Governing Body - 6

## PER CAPITA:

Gross Debt 919.05  
 Net Debt 215.52  
 Debt Service 34.95  
 Total Tax Levy 592.28  
 Municipal Expenditures 319.37

## PER CENT:

Gross Debt 4.09  
 Net Debt .96  
 Tax Levy Collected 82.87  
 Tax Levy Cancelled, Abated or Adjusted

EXPENDITURES		REVENUES-REALIZED		1982 PROPERTY TAX	
GENERAL GOVERNMENT		1982 Property Taxes Collected		STATE EQUALIZED TAX RATE	
Governing Body & Public Boards		1,238,822.01		Local District School Taxes	.70 483,089.80
Municipal Clerk		140,264.91		Regional & Consolidated School Tax	.85 587,838.36
Financial Administration	6,950.00	17,107.60		School Taxes in Municipal Budget	
Assessment of Taxes	7,650.00	180,685.00		County Taxes	.39 * 270,685.04
Collection of Taxes	26,860.00	15,168.19		County Library Taxes	.02 15,556.44
Planning, Housing & Development	2,910.45	44,560.88		Local Municipal Purpose Taxes	.14 58,700.00
Human Resources		135,315.58		Veteran & Senior Citizen Taxes	45,550.00
Elections		1,771,924.17		Total Taxes for Rate Computation	2.10 1,501,419.64
General Administration (other)	66,632.00	338,100.00		Special District Taxes	
JUDICIARY		2,110,024.17		Bank Corp. Taxes	4,683.37
Municipal Courts	17,955.00	150,200.00		Added and Omitted Taxes	39,102.95
PUBLIC SAFETY		7,753.13		Total Taxes Levied - ABSTRACT	1,499,655.96
Fire Protection	11,750.00	7,007.13		Total Taxes Billed	1,494,972.59
Police Protection	152,283.93	746.00		1982 TAXES COLLECTED	1,238,822.01
Civil Defense & Disaster Control	150.00	CAPITAL OUTLAY TOTAL		1982 Taxes Cancelled, Abated or Adjusted	
Environmental Inspection & Control	6,638.84	Public Enterprises		Transfer to Tax Title Liens or Foreclosed	
Other Public Safety		Recreation—Culture		Balance Outstanding Dec. 31, 1982	256,150.58
PUBLIC WORKS		7,007.13		PRIOR YEARS TAXES OUTSTANDING	
Streets and Drainage	72,320.45	746.00		Balance January 1, 1982	149,395.31
Sewers and Sewage Processing		CAPITAL DEBT AUTHORIZED, DECEMBER 31, 1982		Collected in 1982	121,713.73
Garbage and Trash Disposal	63,705.58	ISSUED AND UNISSUED		Cancelled, Abated or Adjusted 1982	
Public Buildings and Grounds	18,521.16	GROSS DEBT		Transfers to Tax Title Liens or Foreclosed	
Other Public Works		NET DEBT		Balance December 31, 1982	27,681.58
HEALTH and WELFARE		1,740,289.84		TAX TITLE LIENS OUTSTANDING	
Health Services Except Environmental	2,300.04	586,750		Balance January 1, 1982	145,704.48
Welfare-Public Assistance	1,425.00	545,686		Transfer From Taxes	
Hospitals, Clinics, First Aid		545,686		Redeemed in 1982	18,551.18
Animal, Insect, & Rodent Control	3,300.00	2,327,039		Cancelled, Abated or Adjusted (1982)	
Other Welfare Services		586,750.00		Transfers to Foreclosed Property	
RECREATION and CONSERVATION		2,327,039.84		Balance December 31, 1982	127,153.30
Beaches and Boardwalks		ISSUED AND OUTSTANDING		PROPERTY ACQUIRED BY DEED OR	
Parks, Playgrounds, Shade Trees		School		FORECLOSURE	
Land Reclamation & Conservation		Self-Liquidating		Balance January 1, 1982	161,660.00
Other Recreational Services	5,383.64	Other		Transfers From Taxes or Liens	
EDUCATION (excluding schools)		Total		Sale for Cash (1982)	
Libraries	2,000.00	2,327,039.84		Cancelled, Abated or Adjusted (1982)	
Other Educational Services		EQUALIZED VALUATION BASIS		Balance December 31, 1982	161,660.00
STATUTORY EXPENDITURES		FOR NET DEBT COMPUTATION		CURRENT FINANCES DECEMBER 31, 1982	
Pensions & F. I. C. A.	33,007.00	REAL PROPERTY VALUATIONS		ASSETS	
Employee Fringe Benefits	17,176.43	Code Class # of Parcels % VAL'N		Cash Dec. 31, 1982	615,985.44
Other Statutory Expenditures	4,500.00	ASSESSED VALUATION		Taxes Receivable	283,832.16
CETA And Other Public Employment Programs		1 Vacant Land 418 7.48		Tax Title Liens	127,153.30
MUNICIPAL FUNCTIONS	523,419.52	2 Residential 1267 77.70		Foreclosed Property	161,660.00
CAPITAL IMPROVEMENTS	*MEMO*	3 Farm		Emergencies & Other Deferred Charges	21,953.64
DEBT SERVICE		4a Commercial 100 10.86		State and Federal Aid Receivable	65,447.48
Principal Payments	20,000.00	4b Industrial		Other Receivables	6,497.47
Interest Payments	68,490.50	4c Apartments 2 3.96		Total	1,282,529.49
DEFERRED CHARGES	6,539.00	Total 1787		LIABILITIES, RESERVES, AND SURPLUS	
SCHOOL, COUNTY, SPECIAL DISTRICT TAXES	1,357,169.64	Land Area 3.70 Sq. Miles		Cash Liabilities	503,495.60
RESERVE FOR UNCOLLECTED TAXES	150,200.00	Net Valuation Taxable-Municipal		Reserves for Receivables	579,142.93
EXPENDITURES	2,165,818.66	Net Valuation Taxable-County		Surplus Dec. 31, 1982	159,890.96
		State Equalized Valuation		Total	1,282,529.49
		State Equalization Ratio			
		77.61			

Population 1980 **55,593**  
 Population 1982 **56,709**  
 S & P Rating  
 Moody Rating **BAA**

General Tax Rate Per \$100.

State Equalized Tax Rate **8.80**  
**6.39**

**UNION CITY - HUDSON COUNTY****Form of Government:****Commission (1911)****Number of Members on Governing Body - 5****PER CAPITA:**

Gross Debt **207.48**  
 Net Debt **43.84**  
 Debt Service **17.68**  
 Total Tax Levy **446.48**  
 Municipal Expenditures **419.48**

**PER CENT:**

Gross Debt **3.31**  
 Net Debt **.70**  
 Tax Levy Collected **92.03**  
 Tax Levy Cancelled, Abated or Adjusted **.65**

EXPENDITURES		REVENUES-REALIZED		1982 PROPERTY TAX	
<b>GENERAL GOVERNMENT</b>				<b>STATE EQUALIZED TAX RATE</b> <b>6.39</b>	
Governing Body & Public Boards	72,470.00	1982 Property Taxes Collected	23,252,227.88	Local District School Taxes	1.85 7,287,745.14
Municipal Clerk	54,700.00	1982 Payments in Lieu of Taxes	256,039.93	Regional & Consolidated School Tax	
Financial Administration	174,980.00	Delinquent Tax & Lien Collections	1,286,475.75	School Taxes in Municipal Budget	.01 55,122.06
Assessment of Taxes	98,500.00	Business Personalty Replacement Taxes	1,163,790.76	County Taxes	1.16 * 4,581,859.04
Collection of Taxes	100,231.00	Taxes from Public Utilities	1,442,849.00	County Library Taxes	
Planning, Housing & Development	23,700.00	Other Miscellaneous Tax Revenues	272.31	Local Municipal Purpose Taxes	3.37 13,274,997.78
Human Resources	2,548,936.44	State Aid Revenues	4,254,738.59	Veteran & Senior Citizen Taxes	165,608.11
Elections	58,200.00	Federal Aid Revenues		Total Taxes for Rate Computation	6.39 25,365,332.13
General Administration (other)	1,262,554.82	State and Local Fiscal Assistance Act Utilized	529,078.00	Special District Taxes	
<b>JUDICIARY</b>		Sale of Acquired Property	1,351,649.06	Bank Corp. Taxes	109,864.08
Municipal Courts	227,786.00	Other Miscellaneous Revenues	33,977,121.28	Added and Omitted Taxes	9,992.71
<b>PUBLIC SAFETY</b>		Total	33,977,121.28	Total Taxes Levied - ABSTRACT	25,319,580.81
Fire Protection	3,306,122.00	Prior Years Surplus Appropriated		Total Taxes Billed	25,308,296.09
Police Protection	4,092,222.67	REVENUES	33,977,121.28	1982 TAXES COLLECTED	23,292,227.88
Civil Defense & Disaster Control	4,100.00	Reserve For Uncollected Taxes	1,753,392.62	1982 Taxes Cancelled, Abated or Adjusted	164,437.26
Environmental Inspection & Control	279,636.00			Transfer to Tax Title Liens or Foreclosed	248,419.05
Other Public Safety				Balance Outstanding Dec. 31, 1982	1,603,211.90
<b>PUBLIC WORKS</b>		<b>CAPITAL OUTLAY</b>	<b>TOTAL</b>		
Streets and Drainage	1,386,607.38	Public Enterprises	238,038.90	<b>PRIOR YEARS TAXES OUTSTANDING</b>	
Sewers and Sewage Processing	357,695.32	Recreation—Culture	24,060.00	Balance January 1, 1982	1,138,454.80
Garbage and Trash Disposal	1,482,000.00	Public Works	70,421.43	Collected in 1982	1,052,303.58
Public Buildings and Grounds	307,266.00	Buildings and Grounds	143,557.47	Cancelled, Abated or Adjusted 1982	
Other Public Works	57,963.00	Library and Education		Transfers to Tax Title Liens or Foreclosed	81,852.35
<b>HEALTH and WELFARE</b>		Conservation		Balance December 31, 1982	4,298.87
Health Services Except Environmental	567,643.50	All Other		<b>TAX TITLE LIENS OUTSTANDING</b>	
Welfare-Public Assistance	319,000.00			Balance January 1, 1982	459,140.01
Hospitals, Clinics, First Aid		<b>CAPITAL DEBT AUTHORIZED, DECEMBER 31, 1982</b>		Transfer From Taxes	330,271.40
Animal, Insect, & Rodent Control		<b>ISSUED AND UNISSUED</b>	<b>GROSS DEBT</b>	Redeemed in 1982	234,172.17
Other Welfare Services		School	9,279,893	Cancelled, Abated or Adjusted (1982)	
<b>RECREATION and CONSERVATION</b>		Self-liquidating		Transfers to Foreclosed Property	
Beaches and Boardwalks		Other	2,486,000	Balance December 31, 1982	555,239.24
Parks, Playgrounds, Shade Trees	321,486.00	Total	11,765,893	<b>PROPERTY ACQUIRED BY DEED OR FORECLOSURE</b>	
Land Reclamation & Conservation		<b>ISSUED AND OUTSTANDING</b>		Balance January 1, 1982	117,750.00
Other Recreational Services	14,151.00	School	7,868,805.62	Transfers From Taxes or Liens	
<b>EDUCATION (excluding schools)</b>		Self-Liquidating		Sale for Cash (1982)	
Libraries	360,000.00	Other	2,486,000.00	Cancelled, Abated or Adjusted (1982)	
Other Educational Services		Total	10,354,805.62	Balance December 31, 1982	117,750.00
<b>STATUTORY EXPENDITURES</b>		<b>EQUALIZED VALUATION BASIS</b>		<b>CURRENT FINANCES DECEMBER 31, 1982</b>	
Pensions & F. I. C. A.	2,146,784.94	<b>FOR NET DEBT COMPUTATION</b>	<b>355,364,654</b>	<b>ASSETS</b>	
Employee Fringe Benefits	820,546.73	<b>REAL PROPERTY VALUATIONS</b>		Cash Dec. 31, 1982	3,945,989.61
Other Statutory Expenditures	69,000.00	Code Class # of Parcels % VAL'N	<b>ASSESSED VALUATION</b>	Taxes Receivable	1,607,510.77
CETA And Other Public Employment Programs		1 Vacant Land 218 1.06	2,854,800.00	Tax Title Liens	555,239.24
<b>MUNICIPAL FUNCTIONS</b>		2 Residential 3584 39.06	107,107,150.00	Foreclosed Property	117,750.00
<b>CAPITAL IMPROVEMENTS</b>	<b>*MEMO*</b>	3 Farm . 33.73	92,500,300.00	Emergencies & Other Deferred Charges	558,806.00
<b>DEBT SERVICE</b>		4a Commercial 1545 4.25	11,652,300.00	State and Federal Aid Receivable	3,957.33
Principal Payments	660,000.00	4b Industrial 149 21.91	60,084,050.00	Other Receivables	433,094.57
Interest Payments	342,444.25	4c Apartments 699	274,238,600.00	Total	7,262,347.52
<b>TYPE I SCHL DEBT *MEMO</b>	<b>486,311.00</b>	Total		<b>LIABILITIES, RESERVES, AND SURPLUS</b>	
<b>DEFERRED CHARGES</b>	<b>398,198.88</b>	Land Area 1.40 Sq. Miles		Cash Liabilities	2,098,934.30
<b>SCHOOL, COUNTY, SPECIAL DISTRICT TAXES</b>	<b>11,924,726.24</b>	Net Valuation Taxable-Municipal	286,425,327	Reserves for Receivables	2,563,855.03
<b>RESERVE FOR UNCOLLECTED TAXES</b>	<b>1,753,392.62</b>	Net Valuation Taxable-County	389,495,745	Surplus Dec. 31, 1982	2,599,558.19
<b>EXPENDITURES</b>	<b>TOTAL</b>	State Equalized Valuation	389,632,682	Total	7,262,347.52
	<b>35,713,044.79</b>	State Equalization Ratio	72.66		



1025

Population 1980 **3,971**  
 Population 1982 **3,905**  
 S & P Rating  
 Maady Rating

General Tax Rate Per \$100.

State Equalized Tax Rate **1.90**  
**2.05**

**UNION TOWNSHIP – HUNTERDON COUNTY****Form of Government:****Township Committee****Number of Members on Governing Body – 3**

## PER CAPITA:

Gross Debt **292.07**  
 Net Debt  
 Debt Service  
 Total Tax Levy **611.34**  
 Municipal Expenditures **189.32**

## PER CENT:

Gross Debt **1.13**  
 Net Debt  
 Tax Levy Collected **89.78**  
 Tax Levy Cancelled, Abated  
 or Adjusted **1.58**

EXPENDITURES		REVENUES-REALIZED		1982 PROPERTY TAX	
<b>GENERAL GOVERNMENT</b>				<b>STATE EQUALIZED TAX RATE</b> →	
Governing Body & Public Boards		1982 Property Taxes Collected	<b>2,143,293.77</b>	Local District School Taxes	<b>.75</b> <b>848,464.22</b>
Municipal Clerk		1982 Payments in Lieu of Taxes	<b>5,054.67</b>	Regional & Consolidated School Tax	<b>.82</b> <b>920,987.45</b>
Financial Administration	<b>14,200.00</b>	Delinquent Tax & Lien Collections	<b>160,171.73</b>	School Taxes in Municipal Budget	
Assessment of Taxes	<b>17,500.00</b>	Business Personalty Replacement Taxes	<b>49,485.36</b>	County Taxes	<b>.46</b> <b>515,101.93</b>
Collection of Taxes	<b>17,500.00</b>	Taxes from Public Utilities	<b>138,014.00</b>	County Library Taxes	<b>.03</b> <b>30,948.83</b>
Planning, Housing & Development	<b>31,801.00</b>	Other Miscellaneous Tax Revenues		Local Municipal Purpose Taxes	
Human Resources		State Aid Revenues	<b>18,033.29</b>	Veteran & Senior Citizen Taxes	<b>22,775.00</b>
Elections		Federal Aid Revenues		Total Taxes for Rate Computation	<b>2.06</b> <b>2,338,277.43</b>
General Administration (other)	<b>103,000.00</b>	State and Local Fiscal Assistance Act Utilized	<b>51,892.00</b>	Special District Taxes	
<b>JUDICIARY</b>		Sale of Acquired Property		Bank Corp. Taxes	<b>2,069.90</b>
Municipal Courts	<b>26,500.00</b>	Other Miscellaneous Revenues	<b>277,864.67</b>	Added and Omitted Taxes	<b>69,713.30</b>
<b>PUBLIC SAFETY</b>		Total	<b>2,843,809.49</b>	Total Taxes Levied - ABSTRACT	<b>2,387,285.63</b>
Fire Protection	<b>32,446.00</b>	Prior Years Surplus Appropriated	<b>231,308.00</b>	Total Taxes Billed	<b>2,387,218.87</b>
Police Protection	<b>27,046.00</b>	REVENUES TOTAL	<b>3,075,117.49</b>	1982 TAXES COLLECTED	<b>2,143,293.77</b>
Civil Defense & Disaster Control	<b>100.00</b>	Reserve For Uncollected Taxes	<b>207,500.00</b>	1982 Taxes Cancelled, Abated or Adjusted	<b>37,714.05</b>
Environmental Inspection & Control	<b>21,250.00</b>			Transfer to Tax Title Liens or Foreclosed	<b>18,964.92</b>
Other Public Safety		CAPITAL OUTLAY TOTAL	<b>44,194.87</b>	Balance Outstanding Dec. 31, 1982	<b>187,246.13</b>
<b>PUBLIC WORKS</b>				<b>PRIOR YEARS TAXES OUTSTANDING</b>	
Streets and Drainage	<b>117,750.00</b>	Public Enterprises		Balance January 1, 1982	<b>175,175.60</b>
Sewers and Sewage Processing	<b>37,700.00</b>	Recreation—Culture		Collected in 1982	<b>145,840.16</b>
Garbage and Trash Disposal	<b>6,000.00</b>	Public Works	<b>3,043.80</b>	Cancelled, Abated or Adjusted 1982	<b>1,286.76</b>
Public Buildings and Grounds	<b>19,000.00</b>	Buildings and Grounds	<b>41,151.07</b>	Transfers to Tax Title Liens or Foreclosed	<b>6,122.08</b>
Other Public Works	<b>25,000.00</b>	Library and Education		Balance December 31, 1982	<b>21,926.60</b>
<b>HEALTH and WELFARE</b>		Conservation		<b>TAX TITLE LIENS OUTSTANDING</b>	
Health Services Except Environmental	<b>225.00</b>	All Other		Balance January 1, 1982	<b>72,341.60</b>
Welfare-Public Assistance	<b>550.00</b>			Transfer From Taxes	<b>25,665.03</b>
Hospitals, Clinics, First Aid		CAPITAL DEBT AUTHORIZED, DECEMBER 31, 1982		Redeemed in 1982	<b>14,331.57</b>
Animal, Insect, & Radent Control		ISSUED AND UNISSUED GROSS DEBT		Cancelled, Abated or Adjusted (1982)	<b>9,964.97</b>
Other Welfare Services		School	<b>1,140,537</b>	Transfers to Foreclosed Property	
<b>RECREATION and CONSERVATION</b>		Self-liquidating		Balance December 31, 1982	<b>73,710.09</b>
Beaches and Boardwalks		Other		<b>PROPERTY ACQUIRED BY DEED OR FORECLOSURE</b>	
Parks, Playgrounds, Shade Trees		Total	<b>1,140,537</b>	Balance January 1, 1982	
Land Reclamation & Conservation	<b>500.00</b>	ISSUED AND OUTSTANDING		Transfers From Taxes or Liens	
Other Recreational Services	<b>4,250.00</b>	School	<b>865,537.90</b>	Sale for Cash (1982)	
<b>EDUCATION (excluding schools)</b>		Self-Liquidating		Cancelled, Abated or Adjusted (1982)	
Libraries		Other		Balance December 31, 1982	
Other Educational Services		Total	<b>865,537.90</b>	<b>CURRENT FINANCES DECEMBER 31, 1982</b>	
<b>STATUTORY EXPENDITURES</b>		EQUALIZED VALUATION BASIS FOR NET DEBT COMPUTATION	<b>101,378,532</b>	ASSETS	
Pensions & F. I. C. A.	<b>18,000.00</b>	REAL PROPERTY VALUATIONS		Cash Dec. 31, 1982	<b>1,250,042.58</b>
Employee Fringe Benefits	<b>7,000.00</b>	Code Class # of Parcels % VAL'N		Taxes Receivable	<b>209,172.73</b>
Other Statutory Expenditures	<b>3,000.00</b>	1 Vacant Land 233 5.40	<b>6,541,500.00</b>	Tax Title Liens	<b>73,710.09</b>
<b>CETA And Other Public Employment Programs</b>		2 Residential 1033 74.20	<b>89,864,630.00</b>	Foreclosed Property	
<b>MUNICIPAL FUNCTIONS</b>		3 Farm 294 10.40	<b>12,551,290.00</b>	Emergencies & Other Deferred Charges	<b>4,000.00</b>
CAPITAL IMPROVEMENTS <b>*MEMO*</b>	<b>530,318.00</b>	4a Commercial 37 6.78	<b>8,209,153.00</b>	State and Federal Aid Receivable	<b>575.39</b>
<b>DEBT SERVICE</b>		4b Industrial 7 3.16	<b>3,832,200.00</b>	Other Receivables	<b>3,840.63</b>
Principal Payments		4c Apartments 1 .06	<b>76,700.00</b>	Total	<b>1,541,341.42</b>
Interest Payments		Total 1605	<b>121,115,473.00</b>	<b>LIABILITIES, RESERVES, AND SURPLUS</b>	
<b>DEFERRED CHARGES</b>	<b>1,477.98</b>	Land Area 18.10 Sq. Miles		Cash Liabilities	<b>843,229.02</b>
SCHOOL, COUNTY, SPECIAL DISTRICT TAXES	<b>2,315,502.43</b>	Net Valuation Taxable-Municipal	<b>121,992,380</b>	Reserves for Receivables	<b>286,723.45</b>
RESERVE FOR UNCOLLECTED TAXES	<b>207,500.00</b>	Net Valuation Taxable-County	<b>110,060,916</b>	Surplus Dec. 31, 1982	<b>411,388.95</b>
EXPENDITURES TOTAL	<b>3,054,798.41</b>	State Equalized Valuation	<b>112,918,914</b>	Total	<b>1,541,341.42</b>
		State Equalization Ratio	<b>108.10</b>		

2019

Population 1980 **50,184**  
 Population 1982 **50,899**  
 S & P Rating **AA**  
 Moody Rating **AA**

General Tax Rate Per \$100. **3.34**  
 State Equalized Tax Rate **2.13**

# UNION TOWNSHIP - UNION COUNTY

Form of Government:

Township Committee

Number of Members on Governing Body - 5

PER CAPITA:

Gross Debt **349.26**  
 Net Debt **163.61**  
 Debt Service **16.00**  
 Total Tax Levy **645.14**  
 Municipal Expenditures **375.42**

PER CENT:

Gross Debt **1.24**  
 Net Debt **.58**  
 Tax Levy Collected **97.90**  
 Tax Levy Cancelled, Abated or Adjusted **.20**

EXPENDITURES		REVENUES-REALIZED		1982 PROPERTY TAX	
GENERAL GOVERNMENT				STATE EQUALIZED TAX RATE <b>1.09</b>	
Governing Body & Public Boards		1982 Property Taxes Collected	<b>32,169,960.78</b>	Local District School Taxes	<b>16,841,957.00</b>
Municipal Clerk		1982 Payments in Lieu of Taxes	<b>107,629.00</b>	Regional & Consolidated School Tax	
Financial Administration	<b>126,565.00</b>	Delinquent Tax & Lien Collections	<b>544,413.69</b>	School Taxes in Municipal Budget	
Assessment of Taxes	<b>76,316.00</b>	Business Personalty Replacement Taxes	<b>1,419,561.84</b>	County Taxes	<b>.51 7,806,509.77</b>
Collection of Taxes	<b>142,076.00</b>	Taxes from Public Utilities	<b>3,669,570.00</b>	County Library Taxes	
Planning, Housing & Development	<b>74,965.00</b>	Other Miscellaneous Tax Revenues		Local Municipal Purpose Taxes	<b>.52 8,040,332.15</b>
Human Resources	<b>30,540.00</b>	State Aid Revenues	<b>784,258.34</b>	Veteran & Senior Citizen Taxes	<b>769,800.00</b>
Elections	<b>10,000.00</b>	Federal Aid Revenues	<b>13,337.00</b>	Total Taxes for Rate Computation	<b>2.12 33,458,598.92</b>
General Administration (other)	<b>1,638,328.00</b>	State and Local Fiscal Assistance Act Utilized	<b>562,932.00</b>	Special District Taxes	
JUDICIARY		Sale of Acquired Property		Bank Corp. Taxes	<b>65,281.30</b>
Municipal Courts	<b>164,778.00</b>	Other Miscellaneous Revenues	<b>2,361,679.35</b>	Added and Omitted Taxes	<b>83,046.41</b>
PUBLIC SAFETY		Total	<b>41,633,342.00</b>	Total Taxes Levied - ABSTRACT	<b>32,837,126.63</b>
Fire Protection	<b>4,131,959.00</b>	Prior Years Surplus Appropriated	<b>1,500,000.00</b>	Total Taxes Billed	<b>32,860,752.97</b>
Police Protection	<b>4,579,290.00</b>	REVENUES TOTAL	<b>43,133,342.00</b>	1982 TAXES COLLECTED	<b>32,169,960.78</b>
Civil Defense & Disaster Control	<b>13,385.00</b>	Reserve For Uncollected Taxes	<b>1,007,000.00</b>	1982 Taxes Cancelled, Abated or Adjusted	<b>64,166.17</b>
Environmental Inspection & Control	<b>116,680.00</b>	CAPITAL OUTLAY TOTAL	<b>1,451,804.42</b>	Transfer to Tax Title Liens or Foreclosed	<b>4,033.75</b>
Other Public Safety		Public Enterprises		Balance Outstanding Dec. 31, 1982	<b>622,592.27</b>
PUBLIC WORKS		Recreation—Culture	<b>80,973.25</b>	PRIOR YEARS TAXES OUTSTANDING	
Streets and Drainage	<b>753,335.00</b>	Public Works	<b>509,005.31</b>	Balance January 1, 1982	<b>728,334.44</b>
Sewers and Sewage Processing		Buildings and Grounds	<b>870,141.18</b>	Collected in 1982	<b>538,096.05</b>
Garbage and Trash Disposal	<b>1,479,975.00</b>	Library and Education	<b>30,977.32</b>	Cancelled, Abated or Adjusted 1982	
Public Buildings and Grounds	<b>231,775.00</b>	Conservation	<b>707.36</b>	Transfers to Tax Title Liens or Foreclosed	
Other Public Works		All Other		Balance December 31, 1982	<b>190,238.39</b>
HEALTH and WELFARE		CAPITAL DEBT AUTHORIZED, DECEMBER 31, 1982		TAX TITLE LIENS OUTSTANDING	
Health Services Except Environmental	<b>255,842.00</b>	ISSUED AND UNISSUED GROSS DEBT NET DEBT		Balance January 1, 1982	<b>8,304.66</b>
Welfare-Public Assistance	<b>61,920.90</b>	School <b>2,303,000</b>		Transfer From Taxes	<b>4,033.75</b>
Hospitals, Clinics, First Aid	<b>6,750.00</b>	Self-liquidating <b>5,905,600</b>		Redeemed in 1982	<b>6,317.64</b>
Animal, Insect, & Rodent Control	<b>21,597.00</b>	Other <b>9,568,444</b>	<b>8,327,444</b>	Cancelled, Abated or Adjusted (1982)	
Other Welfare Services		Total <b>17,777,044</b>	<b>8,327,444</b>	Transfers to Foreclosed Property	
RECREATION and CONSERVATION		ISSUED AND OUTSTANDING		Balance December 31, 1982	<b>6,020.77</b>
Beaches and Boardwalks		School <b>2,303,000.00</b>		PROPERTY ACQUIRED BY DEED OR FORECLOSURE	
Parks, Playgrounds, Shade Trees	<b>116,500.00</b>	Self-Liquidating <b>1,149,000.00</b>		Balance January 1 1982	<b>440,240.00</b>
Land Reclamation & Conservation		Other <b>7,894,000.00</b>		Transfers From Taxes or Liens	
Other Recreational Services	<b>232,878.77</b>	Total <b>11,346,000.00</b>		Sale for Cash (1982)	
EDUCATION (excluding schools)		EQUALIZED VALUATION BASIS FOR NET DEBT COMPUTATION	<b>1,433,261,596</b>	Cancelled, Abated or Adjusted (1982)	
Libraries	<b>515,000.00</b>	REAL PROPERTY VALUATIONS		Balance December 31, 1982	<b>440,240.00</b>
Other Educational Services		Code Class # of Parcels % VAL'N ASSESSED VALUATION		CURRENT FINANCES DECEMBER 31, 1982	
STATUTORY EXPENDITURES		1 Vacant Land <b>869 1.57 15,126,500.00</b>		ASSETS	
Pensions & F. I. C. A.	<b>1,600,115.34</b>	2 Residential <b>14602 68.57 662,542,800.00</b>		Cash Dec. 31, 1982	<b>8,504,141.91</b>
Employee Fringe Benefits	<b>751,200.00</b>	3 Farm <b>1 3,200.00</b>		Taxes Receivable	<b>812,830.66</b>
Other Statutory Expenditures	<b>10,000.00</b>	4a Commercial <b>698 12.71 122,804,900.00</b>		Tax Title Liens	<b>6,020.77</b>
CETA And Other Public Employment Programs		4b Industrial <b>279 15.08 145,747,400.00</b>		Foreclosed Property	<b>440,240.00</b>
MUNICIPAL FUNCTIONS TOTAL	<b>17,185,771.01</b>	4c Apartments <b>42 2.07 19,586,900.00</b>		Emergencies & Other Deferred Charges	<b>603.14</b>
CAPITAL IMPROVEMENTS *MEMO*	<b>46,250.00</b>	Total <b>16491 966,211,700.00</b>		State and Federal Aid Receivable	
DEBT SERVICE		Land Area <b>9.00</b> Sq. Miles		Other Receivables	<b>262,776.39</b>
Principal Payments	<b>471,000.00</b>	Net Valuation Taxable-Municipal	<b>981,368,460</b>	Total	<b>10,026,612.87</b>
Interest Payments	<b>343,184.50</b>	Net Valuation Taxable-County	<b>1,506,593,470</b>	LIABILITIES, RESERVES, AND SURPLUS	
DEFERRED CHARGES	<b>101,597.00</b>	State Equalized Valuation	<b>1,531,053,353</b>	Cash Liabilities	<b>6,953,239.00</b>
SCHOOL, COUNTY, SPECIAL DISTRICT TAXES	<b>24,648,466.77</b>	State Equalization Ratio <b>63.74</b>		Reserves for Receivables	<b>1,521,867.82</b>
RESERVE FOR UNCOLLECTED TAXES	<b>1,007,000.00</b>			Surplus Dec. 31, 1982	<b>1,551,506.05</b>
EXPENDITURES TOTAL	<b>43,757,019.28</b>			Total	<b>10,026,612.87</b>



1350

Population 1980 6,354

Population 1982 6,300

S &amp; P Rating

Moody Rating BAA

General Tax Rate Per \$100.

3.11

State Equalized Tax Rate

2.89

## UNION BEACH BORO. - MONMOUTH CO.

## Form of Government:

Borough Council

Number of Members on Governing Body - 6

## PER CAPITA:

Gross Debt 374.91

Net Debt 333.75

Debt Service 44.42

Total Tax Levy 430.57

Municipal Expenditures 386.01

## PER CENT:

Gross Debt 2.70

Net Debt 2.40

Tax Levy Collected 92.61

Tax Levy Cancelled, Abated

or Adjusted

EXPENDITURES		REVENUES-REALIZED		1982 PROPERTY TAX	
GENERAL GOVERNMENT				STATE EQUALIZED TAX RATE	
Governing Body & Public Boards	5,320.00	1982 Property Taxes Collected	2,505,796.74	Local District School Taxes	1.53
Municipal Clerk	13,728.00	1982 Payments in Lieu of Taxes		Regional & Consolidated School Tax	
Financial Administration	14,397.00	Delinquent Tax & Lien Collections	150,669.80	School Taxes in Municipal Budget	
Assessment of Taxes	13,600.00	Business Personalty Replacement Taxes	86,819.48	County Taxes	.53
Collection of Taxes	21,823.00	Taxes from Public Utilities	320,073.00	County Library Taxes	.02
Planning, Housing & Development	8,121.00	Other Miscellaneous Tax Revenues		Local Municipal Purpose Taxes	.81
Human Resources		State Aid Revenues	61,642.97	Veteran & Senior Citizen Taxes	
Elections	1,682.00	Federal Aid Revenues		Total Taxes for Rate Computation	2.89
General Administration (other)	269,894.00	State and Local Fiscal Assistance Act Utilized	93,983.00	Special District Taxes	
JUDICIARY		Sale of Acquired Property	29,277.09	Bank Corp. Taxes	6,732.21
Municipal Courts	19,900.00	Other Miscellaneous Revenues	956,140.57	Added and Omitted Taxes	6,113.79
PUBLIC SAFETY		Total	4,204,402.65	Total Taxes Levied - ABSTRACT	2,712,563.84
Fire Protection	83,935.00	Prior Years Surplus Appropriated	217,000.00	Total Taxes Billed	2,705,831.63
Police Protection	361,750.00	REVENUES TOTAL	4,421,402.65	1982 TAXES COLLECTED	2,505,796.74
Civil Defense & Disaster Control	1,500.00	Reserve For Uncollected Taxes	181,900.00	1982 Taxes Cancelled, Abated or Adjusted	93.30
Environmental Inspection & Control	16,300.00	CAPITAL OUTLAY TOTAL	417,115.34	Transfer to Tax Title Liens or Foreclosed	10,625.61
Other Public Safety				Balance Outstanding Dec. 31, 1982	189,315.98
PUBLIC WORKS				PRIOR YEARS TAXES OUTSTANDING	
Streets and Drainage	225,795.00	Public Enterprises	20,324.99	Balance January 1, 1982	132,891.69
Sewers and Sewage Processing	529,422.06	Recreation—Culture	389,309.51	Collected in 1982	130,533.86
Garbage and Trash Disposal	117,253.00	Public Works	7,480.84	Cancelled, Abated or Adjusted 1982	
Public Buildings and Grounds	55,184.14	Buildings and Grounds		Transfers to Tax Title Liens or Foreclosed	2,357.83
Other Public Works		Library and Education		Balance December 31, 1982	
HEALTH and WELFARE		Conservation		TAX TITLE LIENS OUTSTANDING	
Health Services Except Environmental	34,985.00	All Other		Balance January 1, 1982	52,338.53
Welfare-Public Assistance	3,200.00	CAPITAL DEBT AUTHORIZED, DECEMBER 31, 1982		Transfer From Taxes	13,326.45
Hospitals, Clinics, First Aid		ISSUED AND UNISSUED		Redeemed in 1982	20,135.94
Animal, Insect, & Rodent Control	300.00	School	147,000	Cancelled, Abated or Adjusted (1982)	
Other Welfare Services		Self-liquidating	380,000	Transfers to Foreclosed Property	
RECREATION and CONSERVATION		Other	1,834,955	Balance December 31, 1982	45,529.04
Beaches and Boardwalks		Total	2,361,955	PROPERTY ACQUIRED BY DEED OR FORECLOSURE	
Parks, Playgrounds, Shade Trees	4,618.00	ISSUED AND OUTSTANDING		Balance January 1, 1982	1,365,210.00
Land Reclamation & Conservation		School	147,000.00	Transfers From Taxes or Liens	
Other Recreational Services	36,200.00	Self-Liquidating	380,000.00	Sole for Cash (1982)	
EDUCATION (excluding schools)		Other	1,781,530.00	Cancelled, Abated or Adjusted (1982)	15,270.00
Libraries	12,000.00	Total	2,308,530.00	Balance December 31, 1982	1,349,940.00
Other Educational Services		EQUALIZED VALUATION BASIS		CURRENT FINANCES DECEMBER 31, 1982	
STATUTORY EXPENDITURES		FOR NET DEBT COMPUTATION	87,625,553	ASSETS	
Pensions & F. I. C. A.	64,125.00	REAL PROPERTY VALUATIONS		Cash Dec. 31, 1982	467,629.66
Employee Fringe Benefits	36,645.00	Code Class # of Parcels % VAL'N		Taxes Receivable	189,315.98
Other Statutory Expenditures	5,000.00	1 Vacant Land 389 5.08	4,392,150.00	Tax Title Liens	45,529.04
CETA And Other Public Employment Programs		2 Residential 1902 75.34	65,059,700.00	Foreclosed Property	1,349,940.00
MUNICIPAL FUNCTIONS TOTAL	1,956,685.20	3 Farm		Emergencies & Other Deferred Charges	29,168.00
CAPITAL IMPROVEMENTS *MEMG*		4a Commercial 45 4.04	3,492,800.00	State and Federal Aid Receivable	
DEBT SERVICE		4b Industrial 8 15.54	13,424,500.00	Other Receivables	198,516.28
Principal Payments	160,000.00	4c Apartments		Total	2,280,098.96
Interest Payments	119,875.00	Total 2344	86,409,150.00	LIABILITIES, RESERVES, AND SURPLUS	
DEFERRED CHARGES	13,400.00	Land Area 1.80 Sq. Miles		Cash Liabilities	143,850.12
SCHOOL, COUNTY, SPECIAL DISTRICT TAXES	1,944,817.84	Net Valuation Taxable-Municipal	86,919,303	Reserves for Receivables	1,783,301.30
RESERVE FOR UNCOLLECTED TAXES	181,900.00	Net Valuation Taxable-County	92,920,904	Surplus Dec. 31, 1982	352,947.54
EXPENDITURES TOTAL	4,376,678.04	State Equalized Valuation	93,473,210	Total	2,280,098.96
		State Equalization Ratio	92.95		

0511

Population 1980 6,713  
 Population 1982 7,299  
 S & P Rating AA  
 Moody Rating

General Tax Rate Per \$100. 1.05  
 State Equalized Tax Rate .55

**UPPER TOWNSHIP - CAPE MAY COUNTY**  
**Form of Government:**  
**Township Committee**  
**Number of Members on Governing Body - 3**

PER CAPITA:  
 Gross Debt 622.00  
 Net Debt 26.03  
 Debt Service  
 Total Tax Levy 248.61  
 Municipal Expenditures 700.90

PER CENT:  
 Gross Debt 1.83  
 Net Debt .08  
 Tax Levy Collected 92.82  
 Tax Levy Cancelled, Abated or Adjusted

EXPENDITURES		REVENUES-REALIZED		1982 PROPERTY TAX	
<b>GENERAL GOVERNMENT</b>				STATE EQUALIZED TAX RATE .15	
Governing Body & Public Boards		1982 Property Taxes Collected	1,679,541.24	Local District School Taxes	447,091.00
Municipal Clerk		1982 Payments in Lieu of Taxes		Regional & Consolidated School Tax	
Financial Administration	49,750.00	Delinquent Tax & Lien Collections	55,310.32	School Taxes in Municipal Budget	
Assessment of Taxes	87,000.00	Business Personalty Replacement Taxes	9,436.44	County Taxes	1,107,865.65
Collection of Taxes	58,000.00	Taxes from Public Utilities	4,259,543.00	County Library Taxes	68,891.17
Planning, Housing & Development	16,500.00	Other Miscellaneous Tax Revenues		Local Municipal Purpose Taxes	
Human Resources		State Aid Revenues		Veteran & Senior Citizen Taxes	81,225.00
Elections		Federal Aid Revenues		Total Taxes for Rate Computation	.55 1,705,072.82
General Administration (other)	354,650.00	State and Local Fiscal Assistance Act Utilized	48,787.00	Special District Taxes	137,900.00
<b>JUDICIARY</b>		Sale of Acquired Property		Bank Corp. Taxes	13,308.22
Municipal Courts	28,900.00	Other Miscellaneous Revenues	635,656.76	Added and Omitted Taxes	39,534.80
<b>PUBLIC SAFETY</b>		Total	6,768,274.76	Total Taxes Levied - ABSTRACT	1,814,590.84
Fire Protection	40,000.00	Prior Years Surplus Appropriated	2,280,000.00	Total Taxes Billed	1,809,458.76
Police Protection	39,000.00	REVENUES TOTAL	9,048,274.76	1982 TAXES COLLECTED	1,679,541.24
Civil Defense & Disaster Control	2,100.00	Reserve For Uncollected Taxes	157,282.94	1982 Taxes Cancelled, Abated or Adjusted	
Environmental Inspection & Control	59,750.00	<b>CAPITAL OUTLAY TOTAL</b>	123,770.00	Transfer to Tax Title Liens or Foreclosed	7,947.30
Other Public Safety				Balance Outstanding Dec. 31, 1982	121,970.22
<b>PUBLIC WORKS</b>				<b>PRIOR YEARS TAXES OUTSTANDING</b>	
Streets and Drainage	703,000.00	Public Enterprises		Balance January 1, 1982	103,868.42
Sewers and Sewage Processing		Recreation—Culture		Collected in 1982	95,143.05
Garbage and Trash Disposal	150,900.00	Public Works		Cancelled, Abated or Adjusted 1982	1,431.45
Public Buildings and Grounds	39,500.00	Buildings and Grounds		Transfers to Tax Title Liens or Foreclosed	6,039.34
Other Public Works		Library and Education		Balance December 31, 1982	1,254.58
<b>HEALTH and WELFARE</b>		Conservation	123,770.00	<b>TAX TITLE LIENS OUTSTANDING</b>	
Health Services Except Environmental	1,000.00	All Other		Balance January 1, 1982	5,158.69
Welfare-Public Assistance	4,500.00	<b>CAPITAL DEBT AUTHORIZED, DECEMBER 31, 1982</b>		Transfer From Taxes	15,338.81
Hospitals, Clinics, First Aid		ISSUED AND UNISSUED GROSS DEBT		Redeemed in 1982	167.27
Animal, Insect, & Rodent Control	54,800.00	School 4,350,000		Cancelled, Abated or Adjusted (1982)	
Other Welfare Services		Self-liquidating		Transfers to Foreclosed Property	
<b>RECREATION and CONSERVATION</b>		Other 190,000	190,000	Balance December 31, 1982	20,330.23
Beaches and Boardwalks	36,500.00	Total 4,540,000	190,000	<b>PROPERTY ACQUIRED BY DEED OR FORECLOSURE</b>	
Parks, Playgrounds, Shade Trees		<b>ISSUED AND OUTSTANDING</b>		Balance January 1 1982	671,929.00
Land Reclamation & Conservation		School 4,350,000.00		Transfers From Taxes or Liens	
Other Recreational Services	127,550.00	Self-Liquidating		Sale for Cash (1982)	
<b>EDUCATION (excluding schools)</b>		Other		Cancelled, Abated or Adjusted (1982)	
Libraries		Total 4,350,000.00		Balance December 31, 1982	671,929.00
Other Educational Services	2,950,000.00	<b>EQUALIZED VALUATION BASIS FOR NET DEBT COMPUTATION</b>	248,146,350	<b>CURRENT FINANCES DECEMBER 31, 1982</b>	
<b>STATUTORY EXPENDITURES</b>		<b>REAL PROPERTY VALUATIONS</b>		ASSETS	
Pensions & F. I. C. A.	57,000.00	Code Class # of Parcels % VAL'N		Cash Dec. 31, 1982	5,035,727.11
Employee Fringe Benefits	39,700.00	1 Vacant Land 2337 14.27	21,671,690.00	Taxes Receivable	123,224.80
Other Statutory Expenditures	1,000.00	2 Residential 2691 71.90	109,191,030.00	Tax Title Liens	20,330.23
<b>CETA And Other Public Employment Programs</b>		3 Farm 40 .81	1,219,560.00	Foreclosed Property	671,929.00
<b>MUNICIPAL FUNCTIONS TOTAL</b>	4,941,100.00	4a Commercial 149 9.81	14,858,300.00	Emergencies & Other Deferred Charges	
<b>CAPITAL IMPROVEMENTS *MEMO*</b>	10,000.00	4b Industrial 1 3.21	4,879,500.00	State and Federal Aid Receivable	
<b>DEBT SERVICE</b>		4c Apartments		Other Receivables	115,082.50
Principal Payments		Total 5218	151,860,080.00	Total	5,966,293.64
Interest Payments		Land Area 63.70 Sq. Miles		<b>LIABILITIES, RESERVES, AND SURPLUS</b>	
<b>DEFERRED CHARGES</b>	17,500.00	Net Valuation Taxable-Municipal	153,877,830	Cash Liabilities	1,777,881.34
<b>SCHOOL, COUNTY, SPECIAL DISTRICT TAXES</b>	1,761,747.82	Net Valuation Taxable-County	275,768,614	Reserves for Receivables	930,566.53
<b>RESERVE FOR UNCOLLECTED TAXES</b>	157,282.94	State Equalized Valuation	291,718,872	Surplus Dec. 31, 1982	3,257,845.77
<b>EXPENDITURES TOTAL</b>	6,877,630.76	State Equalization Ratio	52.42	Total	5,966,293.64



0613

# UPPER DEERFIELD TOWNSHIP - CUMBERLAND COUNTY

Form of Government:  
Township Committee  
Number of Members on Governing Body - 5

PER CAPITA:		PER CENT:	
Gross Debt	599.94	Gross Debt	3.53
Net Debt		Net Debt	
Debt Service		Tox Levy Collected	87.02
Total Tax Levy	394.59	Tox Levy Cancelled, Abated	
Municipal Expenditures	312.17	or Adjusted	

Population 1980	6,810	General Tax Rate Per \$100.	
Population 1982	6,937	State Equalized Tax Rate	1.80
S & P Rating			2.07
Moody Rating			

EXPENDITURES		REVENUES-REALIZED		1982 PROPERTY TAX	
GENERAL GOVERNMENT				STATE EQUALIZED TAX RATE	
Governing Body & Public Boards	38,100.00	1982 Property Taxes Collected	2,377,776.19	Local District School Taxes	.60 787,542.09
Municipal Clerk		1982 Payments in Lieu of Taxes		Regional & Consolidated School Tax	.44 578,864.55
Financial Administration	19,534.00	Delinquent Tax & Lien Collections	407,945.80	School Taxes in Municipal Budget	
Assessment of Taxes	23,681.25	Business Personalty Replacement Taxes	109,659.16	County Taxes	1.03 * 1,355,074.79
Collection of Taxes	37,620.00	Taxes from Public Utilities	1,065,315.00	County Library Taxes	
Planning, Housing & Development	30,538.36	Other Miscellaneous Tax Revenues		Local Municipal Purpose Taxes	
Human Resources		State Aid Revenues	46,246.11	Veteron & Senior Citizen Taxes	74,075.00
Elections		Federal Aid Revenues		Total Taxes for Rate Computation	2.07 2,795,556.43
General Administration (other)	236,657.55	State and Local Fiscal Assistance Act Utilized	103,052.00	Special District Taxes	
JUDICIARY		Sole of Acquired Property		Bank Corp. Taxes	4,695.51
Municipal Courts	36,850.00	Other Miscellaneous Revenues	546,901.31	Added and Omitted Taxes	11,084.54
PUBLIC SAFETY		Total	4,656,895.57	Total Taxes Levied - ABSTRACT	2,737,261.48
Fire Protection	116,985.00	Prior Years Surplus Appropriated	824,277.24	Total Taxes Billed	2,732,565.97
Police Protection	161,858.18	REVENUES TOTAL	5,481,172.81	1982 TAXES COLLECTED	2,377,776.19
Civil Defense & Disaster Control	950.00	Reserve For Uncollected Taxes	341,687.50	1982 Taxes Cancelled, Abated or Adjusted	
Environmental Inspection & Control	8,300.00			Transfer to Tax Title Liens or Foreclosed	
Other Public Safety				Balance Outstanding Dec. 31, 1982	354,789.78
PUBLIC WORKS		CAPITAL OUTLAY TOTAL		PRIOR YEARS TAXES OUTSTANDING	
Streets and Drainage	265,912.34	Public Enterprises		Balance January 1, 1982	303,448.29
Sewers and Sewage Processing	131,197.00	Recreation—Culture		Collected in 1982	298,659.25
Gorbage and Trash Disposol	55,696.45	Public Works		Cancelled, Abated or Adjusted 1982	
Public Buildings and Grounds	61,100.00	Buildings and Grounds		Transfers to Tax Title Liens or Foreclosed	
Other Public Works		Librory and Education		Balance December 31, 1982	4,789.04
HEALTH and WELFARE		Conservation		TAX TITLE LIENS OUTSTANDING	
Health Services Except Environmental	368.00	All Other		Balance January 1, 1982	133,265.98
Welfare-Public Assistance	3,503.19			Transfer From Taxes	
Hospitals, Clinics, First Aid	5,000.00	CAPITAL DEBT AUTHORIZED, DECEMBER 31, 1982		Redeemed in 1982	109,286.55
Animal, Insect, & Rodent Control	9,075.00	ISSUED AND UNISSUED GROSS DEBT		Cancelled, Abated or Adjusted (1982)	
Other Welfare Services		School	4,161,813	Transfers to Foreclosed Property	
RECREATION and CONSERVATION		Self-liquidating		Balance December 31, 1982	23,979.43
Beaches and Boardwalks		Other		PROPERTY ACQUIRED BY DEED OR	
Parks, Playgrounds, Shade Trees	20,000.00	Total	4,161,813	FORECLOSURE	
Land Reclamation & Conservation				Balance January 1, 1982	
Other Recreational Services	39,894.93	ISSUED AND OUTSTANDING		Transfers From Taxes or Liens	
EDUCATION (excluding schools)		School	4,161,813.91	Sale for Cash (1982)	
Libraries		Self-liquidating		Cancelled, Abated or Adjusted (1982)	
Other Educational Services	433,551.08	Other		Balance December 31, 1982	
STATUTORY EXPENDITURES		Total	4,161,813.91	CURRENT FINANCES DECEMBER 31, 1982	
Pensions & F. I. C. A.	54,000.00	EQUALIZED VALUATION BASIS		ASSETS	
Employee Fringe Benefits	22,500.00	FOR NET DEBT COMPUTATION	117,738,840	Cosh Dec. 31, 1982	4,560,529.36
Other Statutory Expenditures	5,250.00	REAL PROPERTY VALUATIONS		Taxes Receivable	359,578.82
CETA And Other Public Employment Programs		Code Class # of Parcels % VAL'N		Tax Title Liens	23,979.43
MUNICIPAL FUNCTIONS TOTAL	1,818,122.33	1 Vocont Land 499 3.16	4,732,700.00	Foreclosed Property	
CAPITAL IMPROVEMENTS *MEMO*	115,000.00	2 Residential 1832 61.48	91,972,100.00	Emergencies & Other Deferred Charges	
DEBT SERVICE		3 Form 545 8.41	12,583,100.00	State and Federal Aid Receivable	12,297.92
Principal Payments		4a Commercial 92 14.34	21,448,500.00	Other Receivables	113,282.02
Interest Payments		4b Industrial 9 10.77	16,111,000.00	Total	5,069,667.55
DEFERRED CHARGES	5,728.43	4c Apartments 7 1.83	2,743,300.00	LIABILITIES, RESERVES, AND SURPLUS	
SCHOOL, COUNTY, SPECIAL DISTRICT TAXES	2,721,481.43	Total 2984	149,550,700.00	Cash Liabilities	252,867.68
RESERVE FOR UNCOLLECTED TAXES	341,687.50	Land Area 31.75 Sq. Miles		Reserves for Receivables	496,840.27
EXPENDITURES TOTAL	4,887,019.69	Net Valuation Taxable-Municipal	151,450,400	Surplus Dec. 31, 1982	4,319,959.60
		Net Valuation Taxable-County	126,443,237	Total	5,069,667.55
		State Equalized Valuation	131,659,555		
		State Equalization Ratio	115.25		

\*Includes County Health Service Taxes or County Vocational School Taxes. See Table 13.

1351

Population 1980 **2,750**  
 Population 1982 **2,788**  
 S & P Rating  
 Moody Rating

General Tax Rate Per \$100.

2.82  
 State Equalized Tax Rate  
 2.29

# UPPER FREEHOLD TOWNSHIP – MONMOUTH COUNTY

## Form of Government:

Township Committee

Number of Members on Governing Body – 3

PER CAPITA:

Gross Debt **449.39**  
 Net Debt  
 Debt Service  
 Total Tax Levy **801.81**  
 Municipal Expenditures **299.51**

PER CENT:

Gross Debt **1.48**  
 Net Debt  
 Tax Levy Collected **91.97**  
 Tax Levy Cancelled, Abated  
 or Adjusted

EXPENDITURES		REVENUES-REALIZED		1982 PROPERTY TAX	
GENERAL GOVERNMENT				STATE EQUALIZED TAX RATE →	
Governing Body & Public Boards		1982 Property Taxes Collected	2,053,191.24	Local District School Taxes	
Municipal Clerk		1982 Payments in Lieu of Taxes		Regional & Consolidated School Tax	1.75
Financial Administration	13,353.00	Delinquent Tax & Lien Collections	133,175.87	School Taxes in Municipal Budget	
Assessment of Taxes	16,895.00	Business Personalty Replacement Taxes	61,730.16	County Taxes	.52
Collection of Taxes	13,434.70	Taxes from Public Utilities	340,672.00	County Library Taxes	.02
Planning, Housing & Development	20,149.00	Other Miscellaneous Tax Revenues		Local Municipal Purpose Taxes	
Human Resources	400.00	State Aid Revenues	21,404.07	Veteran & Senior Citizen Taxes	
Elections	850.00	Federal Aid Revenues		Total Taxes for Rate Computation	2.29
General Administration (other)	80,069.00	State and Local Fiscal Assistance Act Utilized	24,151.72	Special District Taxes	
JUDICIARY		Sale of Acquired Property		Bank Corp. Taxes	801.33
Municipal Courts	24,500.00	Other Miscellaneous Revenues	150,992.27	Added and Omitted Taxes	28,452.83
PUBLIC SAFETY		Total	2,785,317.33	Total Taxes Levied - ABSTRACT	2,235,435.48
Fire Protection	26,925.00	Prior Years Surplus Appropriated	450,000.00	Total Taxes Billed	2,232,381.58
Police Protection	12,010.00	REVENUES TOTAL	3,235,317.33	1982 TAXES COLLECTED	2,053,191.24
Civil Defense & Disaster Control	900.00	Reserve For Uncollected Taxes	200,913.02	1982 Taxes Cancelled, Abated or Adjusted	
Environmental Inspection & Control	10,658.00	CAPITAL OUTLAY TOTAL	21,674.73	Transfer to Tax Title Liens or Foreclosed	4,283.80
Other Public Safety				Balance Outstanding Dec. 31, 1982	174,906.54
PUBLIC WORKS				PRIOR YEARS TAXES OUTSTANDING	
Streets and Drainage	306,020.00	Public Enterprises		Balance January 1, 1982	134,523.88
Sewers and Sewage Processing		Recreation—Culture		Collected in 1982	126,751.03
Garbage and Trash Disposal	1,500.00	Public Works	21,674.73	Cancelled, Abated or Adjusted 1982	
Public Buildings and Grounds	38,137.00	Buildings and Grounds		Transfers to Tax Title Liens or Foreclosed	
Other Public Works		Library and Education		Balance December 31, 1982	7,772.85
HEALTH and WELFARE		Conservation		TAX TITLE LIENS OUTSTANDING	
Health Services Except Environmental	12,475.00	All Other		Balance January 1, 1982	16,522.15
Welfare-Public Assistance	6,860.00	CAPITAL DEBT AUTHORIZED, DECEMBER 31, 1982		Transfer From Taxes	4,283.80
Hospitals, Clinics, First Aid		ISSUED AND UNISSUED GROSS DEBT NET DEBT		Redeemed in 1982	6,424.84
Animal, Insect, & Rodent Control	6,189.00	School	1,252,912	Cancelled, Abated or Adjusted (1982)	
Other Welfare Services		Self-liquidating		Transfers to Foreclosed Property	
RECREATION and CONSERVATION		Other		Balance December 31, 1982	14,381.11
Beaches and Boardwalks		Total	1,252,912	PROPERTY ACQUIRED BY DEED OR	
Parks, Playgrounds, Shade Trees				FORECLOSURE	
Land Reclamation & Conservation	200.00	ISSUED AND OUTSTANDING		Balance January 1, 1982	7,500.00
Other Recreational Services	7,050.00	School	1,252,912.54	Transfers From Taxes or Liens	
EDUCATION (excluding schools)		Self-Liquidating		Sale for Cash (1982)	
Libraries	3,300.00	Other		Cancelled, Abated or Adjusted (1982)	
Other Educational Services	2,000.00	Total	1,252,912.54	Balance December 31, 1982	7,500.00
STATUTORY EXPENDITURES		EQUALIZED VALUATION BASIS		CURRENT FINANCES DECEMBER 31, 1982	
Pensions & F. I. C. A.	18,750.00	FOR NET DEBT COMPUTATION	84,678,325	ASSETS	
Employee Fringe Benefits	3,600.00	REAL PROPERTY VALUATIONS		Cash Dec. 31, 1982	670,624.94
Other Statutory Expenditures	500.00	Code Class # of Parcels % VAL'N		Taxes Receivable	182,679.39
CETA And Other Public Employment Programs		1 Vacant land 162 3.88	2,917,300.00	Tax Title Liens	14,381.11
MUNICIPAL FUNCTIONS TOTAL	626,724.70	2 Residential 565 44.55	33,495,300.00	Foreclosed Property	7,500.00
CAPITAL IMPROVEMENTS *MEMO*	25,000.00	3 Farm 734 42.42	31,896,400.00	Emergencies & Other Deferred Charges	20,935.57
DEBT SERVICE		4a Commercial 55 7.53	5,664,000.00	State and Federal Aid Receivable	
Principal Payments		4b Industrial 15 1.32	991,200.00	Other Receivables	88,316.33
Interest Payments		4c Apartments 4 .30	221,900.00	Total	984,437.34
DEFERRED CHARGES	7,401.98	Total 1535	75,186,100.00	LIABILITIES, RESERVES, AND SURPLUS	
SCHOOL, COUNTY, SPECIAL DISTRICT TAXES	2,206,181.32	Land Area 47.45 Sq. Miles		Cash Liabilities	82,387.69
RESERVE FOR UNCOLLECTED TAXES	200,913.02	Net Valuation Taxable-Municipal	78,188,309	Reserves for Receivables	292,876.83
EXPENDITURES TOTAL	3,041,221.02	Net Valuation Taxable-County	93,590,904	Surplus Dec. 31, 1982	609,172.82
		State Equalized Valuation	95,652,979	Total	984,437.34
		State Equalization Ratio	81.15		



Population 1980 **3,139**  
 Population 1982 **3,193**  
 S & P Rating  
 Moody Rating

General Tax Rate Per \$100.

State Equalized Tax Rate **3.05**  
**2.30**

**UPPER PITTSBURGH TWP. - SALEM CO.****Form of Government:****Township Committee****Number of Members on Governing Body - 3****PER CAPITA:**

Gross Debt  
 Net Debt  
 Debt Service  
 Total Tax Levy **389.57**  
 Municipal Expenditures **174.79**

**PER CENT:**

Gross Debt  
 Net Debt  
 Tax Levy Collected **90.28**  
 Tax Levy Cancelled, Abated  
 or Adjusted **.23**

EXPENDITURES		REVENUES-REALIZED		1982 PROPERTY TAX	
<b>GENERAL GOVERNMENT</b>				<b>STATE EQUALIZED TAX RATE</b>	
Governing Body & Public Boards		1982 Property Taxes Collected	<b>1,122,040.35</b>	Local District School Taxes	<b>1.41</b>
Municipal Clerk		1982 Payments in Lieu of Taxes		Regional & Consolidated School Tax	
Financial Administration	<b>9,100.00</b>	Delinquent Tax & Lien Collections	<b>95,485.71</b>	School Taxes in Municipal Budget	
Assessment of Taxes	<b>6,300.00</b>	Business Personalty Replacement Taxes	<b>52,123.88</b>	County Taxes	<b>.89</b>
Collection of Taxes	<b>9,900.00</b>	Taxes from Public Utilities	<b>317,336.00</b>	County Library Taxes	
Planning, Housing & Development	<b>4,900.00</b>	Other Miscellaneous Tax Revenues		Local Municipal Purpose Taxes	
Human Resources		State Aid Revenues	<b>20,595.03</b>	Veteran & Senior Citizen Taxes	<b>24,375.00</b>
Elections		Federal Aid Revenues		Total Taxes for Rate Computation	<b>2.30</b>
General Administration (other)	<b>44,600.00</b>	State and Local Fiscal Assistance Act Utilized	<b>28,324.44</b>	Special District Taxes	
<b>JUDICIARY</b>		Sale of Acquired Property	<b>1,100.00</b>	Bank Corp. Taxes	<b>1,074.55</b>
Municipal Courts	<b>11,100.00</b>	Other Miscellaneous Revenues	<b>236,038.71</b>	Added and Omitted Taxes	<b>457.50</b>
<b>PUBLIC SAFETY</b>		Total	<b>1,873,044.12</b>	Total Taxes Levied - ABSTRACT	<b>1,243,908.47</b>
Fire Protection	<b>25,000.00</b>	Prior Years Surplus Appropriated	<b>121,772.41</b>	Total Taxes Billed	<b>1,242,833.92</b>
Police Protection	<b>2,800.00</b>	REVENUES	<b>1,954,816.53</b>	1982 TAXES COLLECTED	<b>1,122,040.35</b>
Civil Defense & Disaster Control	<b>2,000.00</b>	Reserve For Uncollected Taxes	<b>113,850.00</b>	1982 Taxes Cancelled, Abated or Adjusted	<b>2,906.81</b>
Environmental Inspection & Control	<b>4,100.00</b>			Transfer to Tax Title Liens or Foreclosed	
Other Public Safety				Balance Outstanding Dec. 31, 1982	<b>117,886.76</b>
<b>PUBLIC WORKS</b>		<b>CAPITAL OUTLAY</b>	<b>TOTAL</b>	<b>PRIOR YEARS TAXES OUTSTANDING</b>	
Streets and Drainage	<b>201,824.44</b>	Public Enterprises		Balance January 1, 1982	<b>115,176.47</b>
Sewers and Sewage Processing		Recreation—Culture		Collected in 1982	<b>95,170.11</b>
Garbage and Trash Disposal	<b>33,000.00</b>	Public Works		Cancelled, Abated or Adjusted 1982	
Public Buildings and Grounds	<b>15,950.00</b>	Buildings and Grounds		Transfers to Tax Title Liens or Foreclosed	<b>470.75</b>
Other Public Works		Library and Education		Balance December 31, 1982	<b>19,535.61</b>
<b>HEALTH and WELFARE</b>		Conservation		<b>TAX TITLE LIENS OUTSTANDING</b>	
Health Services Except Environmental	<b>900.00</b>	All Other		Balance January 1, 1982	<b>788.86</b>
Welfare-Public Assistance	<b>11,000.00</b>			Transfer From Taxes	<b>615.90</b>
Hospitals, Clinics, First Aid	<b>5,500.00</b>	<b>CAPITAL DEBT AUTHORIZED, DECEMBER 31, 1982</b>		Redeemed in 1982	<b>315.60</b>
Animal, Insect, & Rodent Control	<b>15,800.00</b>	ISSUED AND UNISSUED	GROSS DEBT	Cancelled, Abated or Adjusted (1982)	
Other Welfare Services		School		Transfers to Foreclosed Property	
<b>RECREATION and CONSERVATION</b>		Self-liquidating		Balance December 31, 1982	<b>1,089.16</b>
Beaches and Boardwalks		Other		<b>PROPERTY ACQUIRED BY DEED OR FORECLOSURE</b>	
Parks, Playgrounds, Shade Trees		Total		Balance January 1, 1982	<b>4,150.00</b>
Land Reclamation & Conservation				Transfers From Taxes or Liens	
Other Recreational Services				Sale for Cash (1982)	<b>1,100.00</b>
<b>EDUCATION (excluding schools)</b>				Cancelled, Abated or Adjusted (1982)	<b>2,400.00</b>
Libraries				Balance December 31, 1982	<b>650.00</b>
Other Educational Services	<b>30,000.00</b>			<b>CURRENT FINANCES DECEMBER 31, 1982</b>	
<b>STATUTORY EXPENDITURES</b>		<b>EQUALIZED VALUATION BASIS</b>		<b>ASSETS</b>	
Pensions & F. I. C. A.	<b>9,000.00</b>	FOR NET DEBT COMPUTATION	<b>51,177,891</b>	Cash Dec. 31, 1982	<b>1,683,815.54</b>
Employee Fringe Benefits		<b>REAL PROPERTY VALUATIONS</b>		Taxes Receivable	<b>137,422.37</b>
Other Statutory Expenditures	<b>1,200.00</b>	Code Class # of Parcels % VAL'N	<b>ASSESSED VALUATION</b>	Tax Title Liens	<b>1,089.16</b>
CETA And Other Public Employment Programs		1 Vacant Land 169 2.52	<b>558,800.00</b>	Foreclosed Property	<b>650.00</b>
<b>MUNICIPAL FUNCTIONS</b>	<b>443,974.44</b>	2 Residential 606 46.48	<b>18,396,300.00</b>	Emergencies & Other Deferred Charges	<b>173.80</b>
<b>CAPITAL IMPROVEMENTS</b>	<b>*MEMO*</b>	3 Farm 950 41.47	<b>16,411,300.00</b>	State and Federal Aid Receivable	
<b>DEBT SERVICE</b>		4a Commercial 63 9.54	<b>3,775,900.00</b>	Other Receivables	<b>11.67</b>
Principal Payments		4b Industrial		Total	<b>1,823,162.54</b>
Interest Payments		4c Apartments		<b>LIABILITIES, RESERVES, AND SURPLUS</b>	
		Total 1788	<b>39,582,300.00</b>	Cash Liabilities	<b>122,048.22</b>
<b>DEFERRED CHARGES</b>	<b>288.40</b>	Land Area 40.10 Sq. Miles		Reserves for Receivables	<b>139,173.20</b>
<b>SCHOOL, COUNTY, SPECIAL DISTRICT TAXES</b>	<b>1,242,376.42</b>	Net Valuation Taxable-Municipal	<b>40,796,411</b>	Surplus Dec. 31, 1982	<b>1,561,941.12</b>
<b>RESERVE FOR UNCOLLECTED TAXES</b>	<b>113,850.00</b>	Net Valuation Taxable-County	<b>58,088,213</b>	Total	<b>1,823,162.54</b>
<b>EXPENDITURES</b>		State Equalized Valuation	<b>53,606,302</b>		
<b>TOTAL</b>	<b>1,800,489.26</b>	State Equalization Ratio	<b>75.55</b>		

0263

Population 1980 7,958  
 Population 1982 7,992  
 S & P Rating  
 Moody Rating

General Tax Rate Per \$100. 2.67  
 State Equalized Tax Rate 1.86

**UPPER SADDLE RIVER – BERGEN COUNTY**  
**Form of Government:**  
**Borough Council**  
**Number of Members on Governing Body – 6**

PER CAPITA:  
 Gross Debt 329.83  
 Net Debt 71.60  
 Debt Service 14.14  
 Total Tax Levy 1,062.47  
 Municipal Expenditures 286.87

PER CENT:  
 Gross Debt .64  
 Net Debt .14  
 Tax Levy Collected 96.01  
 Tax Levy Cancelled, Abated or Adjusted .06

EXPENDITURES		REVENUES-REALIZED		1982 PROPERTY TAX	
<b>GENERAL GOVERNMENT</b>				<b>STATE EQUALIZED TAX RATE</b>	
Governing Body & Public Boards		1982 Property Taxes Collected	8,163,490.52	Local District School Taxes	.78
Municipal Clerk		1982 Payments in Lieu of Taxes		Regional & Consolidated School Tax	.64
Financial Administration	28,454.00	Delinquent Tax & Lien Collections	286,607.57	School Taxes in Municipal Budget	
Assessment of Taxes	17,818.00	Business Personalty Replacement Taxes	52,976.08	County Taxes	.34
Collection of Taxes	16,153.00	Taxes from Public Utilities	756,828.00	County Library Taxes	
Planning, Housing & Development	9,085.00	Other Miscellaneous Tax Revenues		Local Municipal Purpose Taxes	.09
Human Resources		State Aid Revenues	60,014.66	Veteran & Senior Citizen Taxes	
Elections		Federal Aid Revenues		Total Taxes for Rate Computation	1.85
General Administration (other)	281,495.78	State and Local Fiscal Assistance Act Utilized	31,368.00	Special District Taxes	
<b>JUDICIARY</b>		Sale of Acquired Property		Bank Corp. Taxes	546.55
Municipal Courts	15,980.00	Other Miscellaneous Revenues	214,056.35	Added and Omitted Taxes	87,216.77
<b>PUBLIC SAFETY</b>		Total	9,645,341.18	Total Taxes Levied - ABSTRACT	8,491,226.63
Fire Protection	28,755.00	Prior Years Surplus Appropriated	379,980.26	Total Taxes Billed	8,503,047.94
Police Protection	517,843.00	REVENUES TOTAL	10,025,321.44	1982 TAXES COLLECTED	8,163,490.52
Civil Defense & Disaster Control	945.00	Reserve For Uncollected Taxes	387,512.40	1982 Taxes Cancelled, Abated or Adjusted	4,813.57
Environmental Inspection & Control	44,731.00	<b>CAPITAL OUTLAY</b> TOTAL	215,059.19	Transfer to Tax Title Liens or Foreclosed	6,367.95
Other Public Safety				Balance Outstanding Dec. 31, 1982	328,375.90
<b>PUBLIC WORKS</b>				<b>PRIOR YEARS TAXES OUTSTANDING</b>	
Streets and Drainage	154,601.00	Public Enterprises		Balance January 1, 1982	273,684.05
Sewers and Sewage Processing	290,905.00	Recreation—Culture		Collected in 1982	269,671.20
Garbage and Trash Disposal	15,650.00	Public Works	203,543.70	Cancelled, Abated or Adjusted 1982	
Public Buildings and Grounds	37,500.00	Buildings and Grounds	52.00	Transfers to Tax Title Liens or Foreclosed	3,922.85
Other Public Works		Library and Education	11,463.49	Balance December 31, 1982	90.00
<b>HEALTH and WELFARE</b>		Conservation		<b>TAX TITLE LIENS OUTSTANDING</b>	
Health Services Except Environmental	18,323.00	All Other		Balance January 1, 1982	17,398.98
Welfare-Public Assistance	1,025.00	<b>CAPITAL DEBT AUTHORIZED, DECEMBER 31, 1982</b>		Transfer From Taxes	10,905.80
Hospitals, Clinics, First Aid	6,105.00	ISSUED AND UNISSUED		Redeemed in 1982	16,936.37
Animal, Insect, & Rodent Control	32,453.17	GROSS DEBT		Cancelled, Abated or Adjusted (1982)	
Other Welfare Services	50.00	School	2,063,790	Transfers to Foreclosed Property	
<b>RECREATION and CONSERVATION</b>		Self-Liquidating		Balance December 31, 1982	11,368.41
Beaches and Boardwalks		Other	572,200	<b>PROPERTY ACQUIRED BY DEED OR FORECLOSURE</b>	
Parks, Playgrounds, Shade Trees	27,880.00	Total	2,635,990	Balance January 1, 1982	
Land Reclamation & Conservation		<b>ISSUED AND OUTSTANDING</b>		Transfers From Taxes or Liens	
Other Recreational Services	1,350.00	School	2,063,790.20	Sale for Cash (1982)	
<b>EDUCATION (excluding schools)</b>		Self-Liquidating		Cancelled, Abated or Adjusted (1982)	
Libraries	103,576.00	Other	407,000.00	Balance December 31, 1982	
Other Educational Services		Total	2,470,790.20	<b>CURRENT FINANCES DECEMBER 31, 1982</b>	
<b>STATUTORY EXPENDITURES</b>		<b>EQUALIZED VALUATION BASIS FOR NET DEBT COMPUTATION</b>	410,147,190	<b>ASSETS</b>	
Pensions & F. I. C. A.	131,459.00	<b>REAL PROPERTY VALUATIONS</b>		Cash Dec. 31, 1982	851,367.18
Employee Fringe Benefits		Code Class # of Parcels % VAL'N		Taxes Receivable	328,465.90
Other Statutory Expenditures	6,000.00	1 Vacant Land 147 2.14	6,703,150.00	Tax Title Liens	11,368.41
CETA And Other Public Employment Programs		2 Residential 2268 85.55	267,909,100.00	Foreclosed Property	
<b>MUNICIPAL FUNCTIONS</b> TOTAL	1,788,136.95	3 Farm 15 .16	502,800.00	Emergencies & Other Deferred Charges	24,653.17
<b>CAPITAL IMPROVEMENTS</b> *MEMO*	24,700.00	4a Commercial 59 4.83	15,132,300.00	State and Federal Aid Receivable	
<b>DEBT SERVICE</b>		4b Industrial 8 7.32	22,919,500.00	Other Receivables	4,070.25
Principal Payments	82,000.00	4c Apartments		Total	1,219,924.91
Interest Payments	30,987.22	Total	2497	<b>LIABILITIES, RESERVES, AND SURPLUS</b>	
<b>DEFERRED CHARGES</b>	4,000.00	Land Area 5.10 Sq. Miles		Cash Liabilities	347,765.86
SCHOOL, COUNTY, SPECIAL DISTRICT TAXES	7,981,336.87	Net Valuation Taxable-Municipal	315,199,669	Reserves for Receivables	343,904.56
RESERVE FOR UNCOLLECTED TAXES	387,512.40	Net Valuation Taxable-County	423,195,256	Surplus Dec. 31, 1982	528,254.49
<b>EXPENDITURES</b> TOTAL	10,273,973.44	State Equalized Valuation	450,503,176	Total	1,219,924.91
		State Equalization Ratio	69.83		



0122

Population 1980 **11,704**  
 Population 1982 **11,908**  
 S & P Rating **BBB**  
 Moody Rating **A**

General Tax Rate Per \$100.

State Equalized Tax Rate **2.01**  
**1.42**

**VENTNOR CITY - ATLANTIC COUNTY****Form of Government:****Commission (1911)****Number of Members on Governing Body - 3****PER CAPITA:**

Gross Debt **937.49**  
 Net Debt **367.66**  
 Debt Service **61.39**  
 Total Tax Levy **695.92**  
 Municipal Expenditures **465.14**

**PER CENT:**

Gross Debt **2.22**  
 Net Debt **.87**  
 Tax Levy Collected **93.56**  
 Tax Levy Cancelled, Abated or Adjusted **.63**

EXPENDITURES		REVENUES-REALIZED		1982 PROPERTY TAX	
<b>GENERAL GOVERNMENT</b>				<b>STATE EQUALIZED TAX RATE</b> →	
Governing Body & Public Boards		1982 Property Taxes Collected	<b>7,747,044.54</b>	Local District School Taxes <b>.40</b>	<b>2,315,140.50</b>
Municipal Clerk	<b>55,145.00</b>	1982 Payments in Lieu of Taxes		Regional & Consolidated School Tax	
Financial Administration	<b>56,423.02</b>	Delinquent Tax & Lien Collections	<b>320,802.71</b>	School Taxes in Municipal Budget <b>.04</b>	<b>260,655.00</b>
Assessment of Taxes	<b>27,900.00</b>	Business Personalty Replacement Taxes	<b>65,844.92</b>	County Taxes <b>.41</b>	<b>* 2,383,515.80</b>
Collection of Taxes	<b>33,225.00</b>	Taxes from Public Utilities	<b>614,754.00</b>	County Library Taxes <b>.02</b>	<b>142,803.44</b>
Planning, Housing & Development	<b>14,360.00</b>	Other Miscellaneous Tax Revenues		Local Municipal Purpose Taxes <b>.54</b>	<b>3,114,014.41</b>
Human Resources		State Aid Revenues	<b>82,801.89</b>	Veteran & Senior Citizen Taxes	<b>143,350.00</b>
Elections	<b>6,000.00</b>	Federal Aid Revenues		Total Taxes for Rate Computation <b>1.41</b>	<b>8,359,479.15</b>
General Administration (other)	<b>614,320.00</b>	State and Local Fiscal Assistance Act Utilized	<b>147,494.00</b>	Special District Taxes	
<b>JUDICIARY</b>		Sale of Acquired Property		Bank Corp. Taxes	<b>6,982.70</b>
Municipal Courts	<b>65,100.12</b>	Other Miscellaneous Revenues	<b>922,438.36</b>	Added and Omitted Taxes	<b>63,941.98</b>
<b>PUBLIC SAFETY</b>		Total	<b>9,901,180.42</b>	Total Taxes Levied - ABSTRACT	<b>8,287,053.83</b>
Fire Protection	<b>691,958.53</b>	Prior Years Surplus Appropriated	<b>2,000.00</b>	Total Taxes Billed	<b>8,280,070.98</b>
Police Protection	<b>846,881.89</b>	REVENUES TOTAL	<b>9,903,180.42</b>	1982 TAXES COLLECTED	<b>7,747,044.54</b>
Civil Defense & Disaster Control	<b>4,991.12</b>	Reserve For Uncollected Taxes	<b>386,409.50</b>	1982 Taxes Cancelled, Abated or Adjusted	<b>52,100.05</b>
Environmental Inspection & Control	<b>67,260.27</b>	CAPITAL OUTLAY TOTAL	<b>1,352,972.28</b>	Transfer to Tax Title Liens or Foreclosed	<b>11,971.56</b>
Other Public Safety				Balance Outstanding Dec. 31, 1982	<b>468,954.83</b>
<b>PUBLIC WORKS</b>				<b>PRIOR YEARS TAXES OUTSTANDING</b>	
Streets and Drainage	<b>146,179.87</b>	Public Enterprises	<b>60,000.00</b>	Balance January 1, 1982	<b>316,972.06</b>
Sewers and Sewage Processing	<b>185,360.99</b>	Recreation—Culture	<b>55,948.32</b>	Collected in 1982	<b>313,304.09</b>
Garbage and Trash Disposal		Public Works	<b>787,544.70</b>	Cancelled, Abated or Adjusted 1982	
Public Buildings and Grounds	<b>83,909.88</b>	Buildings and Grounds	<b>328,979.26</b>	Transfers to Tax Title Liens or Foreclosed	<b>3,145.57</b>
Other Public Works	<b>260,046.50</b>	Library and Education	<b>120,500.00</b>	Balance December 31, 1982	<b>522.40</b>
<b>HEALTH and WELFARE</b>		Conservation		<b>TAX TITLE LIENS OUTSTANDING</b>	
Health Services Except Environmental	<b>3,902.84</b>	All Other		Balance January 1, 1982	<b>16,228.05</b>
Welfare-Public Assistance	<b>3,850.00</b>	CAPITAL DEBT AUTHORIZED, DECEMBER 31, 1982		Transfer From Taxes	<b>15,781.53</b>
Hospitals, Clinics, First Aid		ISSUED AND UNISSUED GROSS DEBT	NET DEBT	Redeemed in 1982	<b>7,498.62</b>
Animal, Insect, & Rodent Control	<b>5,191.85</b>	School	<b>5,957,500</b>	Cancelled, Abated or Adjusted (1982)	
Other Welfare Services		Self-liquidating	<b>57,000</b>	Transfers to Foreclosed Property	
<b>RECREATION and CONSERVATION</b>		Other	<b>5,149,100</b>	Balance December 31, 1982	<b>24,510.96</b>
Beaches and Boardwalks	<b>280,852.40</b>	Total	<b>11,163,600</b>	<b>PROPERTY ACQUIRED BY DEED OR FORECLOSURE</b>	
Parks, Playgrounds, Shade Trees	<b>57,260.33</b>	ISSUED AND OUTSTANDING		Balance January 1, 1982	<b>136,760.00</b>
Land Reclamation & Conservation		School	<b>2,407,000.00</b>	Transfers From Taxes or Liens	
Other Recreational Services	<b>33,296.54</b>	Self-Liquidating	<b>57,000.00</b>	Sale for Cash (1982)	
<b>EDUCATION (excluding schools)</b>		Other	<b>5,019,000.00</b>	Cancelled, Abated or Adjusted (1982)	
Libraries		Total	<b>7,483,000.00</b>	Balance December 31, 1982	<b>136,760.00</b>
Other Educational Services		EQUALIZED VALUATION BASIS		<b>CURRENT FINANCES DECEMBER 31, 1982</b>	
<b>STATUTORY EXPENDITURES</b>		FOR NET DEBT COMPUTATION	<b>502,100.029</b>	<b>ASSETS</b>	
Pensions & F. I. C. A.	<b>452,061.10</b>	REAL PROPERTY VALUATIONS		Cash Dec. 31, 1982	<b>681,520.18</b>
Employee Fringe Benefits	<b>125,361.79</b>	Code Class # of Parcels % VAL'N	ASSESSED VALUATION	Taxes Receivable	<b>469,477.23</b>
Other Statutory Expenditures	<b>5,000.00</b>	1 Vacant Land 342 1.65	<b>6,704,200.00</b>	Tax Title Liens	<b>24,510.96</b>
<b>CETA And Other Public Employment Programs</b>		2 Residential 5186 87.77	<b>356,563,200.00</b>	Foreclosed Property	<b>136,760.00</b>
<b>MUNICIPAL FUNCTIONS TOTAL</b>	<b>4,165,839.04</b>	3 Farm		Emergencies & Other Deferred Charges	<b>71,958.90</b>
<b>CAPITAL IMPROVEMENTS *MEMO*</b>		4a Commercial 147 6.54	<b>26,605,900.00</b>	State and Federal Aid Receivable	
<b>DEBT SERVICE</b>		4b Industrial 2 .34	<b>1,368,500.00</b>	Other Receivables	<b>128,160.30</b>
Principal Payments	<b>330,000.00</b>	4c Apartments 41 3.71	<b>15,071,600.00</b>	Total	<b>1,512,387.57</b>
Interest Payments	<b>401,078.92</b>	Total 5718	<b>406,713,400.00</b>	<b>LIABILITIES, RESERVES, AND SURPLUS</b>	
<b>TYPE I SCHL DEBT *MEMO</b>	<b>260,655.00</b>	Land Area 2.10 Sq. Miles		Cash Liabilities	<b>252,806.57</b>
<b>DEFERRED CHARGES</b>	<b>255,616.93</b>	Net Valuation Taxable-Municipal	<b>410,754,335</b>	Reserves for Receivables	<b>758,908.49</b>
<b>SCHOOL, COUNTY, SPECIAL DISTRICT TAXES</b>	<b>5,102,114.74</b>	Net Valuation Taxable-County	<b>537,008,119</b>	Surplus Dec. 31, 1982	<b>500,672.51</b>
<b>RESERVE FOR UNCOLLECTED TAXES</b>	<b>386,409.50</b>	State Equalized Valuation	<b>579,551,618</b>	Total	<b>1,512,387.57</b>
<b>EXPENDITURES TOTAL</b>	<b>10,641,059.13</b>	State Equalization Ratio	<b>70.67</b>		

1922

Population 1980 **16,302**  
 Population 1982 **16,735**  
 S & P Rating  
 Moody Rating

General Tax Rate Per \$100.

4.22  
 State Equalized Tax Rate  
 2.26

**VERNON TOWNSHIP – SUSSEX COUNTY****Form of Government:****Township Committee****Number of Members on Governing Body – 5**

PER CAPITA:

Grass Debt **736.44**  
 Net Debt **33.76**  
 Debt Service  
 Total Tax Levy **644.06**  
 Municipal Expenditures **290.18**

PER CENT:

Grass Debt **2.87**  
 Net Debt **.13**  
 Tax Levy Collected **93.19**  
 Tax Levy Cancelled, Abated  
 or Adjusted **.54**

EXPENDITURES		REVENUES-REALIZED		1982 PROPERTY TAX	
<b>GENERAL GOVERNMENT</b>				<b>STATE EQUALIZED TAX RATE</b>	
Governing Body & Public Boards	14,500.00	1982 Property Taxes Collected		Local District School Taxes	1.46
Municipal Clerk		1982 Payments in Lieu of Taxes		Regional & Consolidated School Tax	
Financial Administration	106,241.00	Delinquent Tax & Lien Collections		School Taxes in Municipal Budget	
Assessment of Taxes	331,370.00	Business Personalty Replacement Taxes		County Taxes	.55
Collection of Taxes	67,308.00	Taxes from Public Utilities		County Library Taxes	.03
Planning, Housing & Development	85,700.00	Other Miscellaneous Tax Revenues		Local Municipal Purpose Taxes	.22
Human Resources	11,000.00	State Aid Revenues		Veteran & Senior Citizen Taxes	
Elections	3,410.00	Federal Aid Revenues		Total Taxes for Rate Computation	2.26
General Administration (other)	442,037.00	State and Local Fiscal Assistance Act Utilized		Special District Taxes	
<b>JUDICIARY</b>		Sale of Acquired Property		Bank Corp. Taxes	2,456.12
Municipal Courts	32,697.00	Other Miscellaneous Revenues		Added and Omitted Taxes	49,021.05
<b>PUBLIC SAFETY</b>		Total		Total Taxes Levied - ABSTRACT	10,778,299.58
Fire Protection	62,800.00	Prior Years Surplus Appropriated		Total Taxes Billed	10,781,494.32
Police Protection	569,428.35	REVENUES TOTAL		1982 TAXES COLLECTED	10,047,588.54
Civil Defense & Disaster Control	600.00	Reserve For Uncollected Taxes		1982 Taxes Cancelled, Abated or Adjusted	57,830.61
Environmental Inspection & Control	36,327.00	CAPITAL OUTLAY TOTAL		Transfer to Tax Title Liens or Foreclosed	62,407.28
Other Public Safety				Balance Outstanding Dec. 31, 1982	613,667.89
<b>PUBLIC WORKS</b>		Public Enterprises		<b>PRIOR YEARS TAXES OUTSTANDING</b>	
Streets and Drainage	907,759.00	Recreation—Culture		Balance January 1, 1982	538,986.88
Sewers and Sewage Processing		Public Works		Collected in 1982	414,073.81
Garbage and Trash Disposal	450.00	Buildings and Grounds		Cancelled, Abated or Adjusted 1982	
Public Buildings and Grounds	158,913.00	Library and Education		Transfers to Tax Title Liens or Foreclosed	96,625.60
Other Public Works	110,570.00	Conservation		Balance December 31, 1982	28,287.47
<b>HEALTH and WELFARE</b>		All Other		<b>TAX TITLE LIENS OUTSTANDING</b>	
Health Services Except Environmental	83,812.00	CAPITAL DEBT AUTHORIZED, DECEMBER 31, 1982		Balance January 1, 1982	100,606.54
Welfare-Public Assistance	8,000.00	ISSUED AND UNISSUED GROSS DEBT		Transfer From Taxes	163,311.71
Hospitals, Clinics, First Aid	2,000.00	School		Redeemed in 1982	81,434.33
Animal, Insect, & Radent Control	33,873.00	Self-liquidating		Cancelled, Abated or Adjusted (1982)	819.39
Other Welfare Services		Other		Transfers to Foreclosed Property	
<b>RECREATION and CONSERVATION</b>		Total		Balance December 31, 1982	181,664.53
Beaches and Boardwalks		ISSUED AND OUTSTANDING		<b>PROPERTY ACQUIRED BY DEED OR</b>	
Parks, Playgrounds, Shade Trees		School		<b>FORECLOSURE</b>	
Land Reclamation & Conservation	19.00	Self-Liquidating		Balance January 1, 1982	277,000.00
Other Recreational Services	30,592.00	Other		Transfers From Taxes or Liens	
<b>EDUCATION (excluding schools)</b>		Total		Sale for Cash (1982)	
Libraries		EQUALIZED VALUATION BASIS		Cancelled, Abated or Adjusted (1982)	
Other Educational Services		FOR NET DEBT COMPUTATION		Balance December 31, 1982	277,000.00
<b>STATUTORY EXPENDITURES</b>		REAL PROPERTY VALUATIONS		<b>CURRENT FINANCES DECEMBER 31, 1982</b>	
Pensions & F. I. C. A.	163,252.00	Code Class # of Parcels % VAL'N		<b>ASSETS</b>	
Employee Fringe Benefits	106,407.00	1 Vacant Land 5119 12.04		Cash Dec. 31, 1982	2,289,980.44
Other Statutory Expenditures	8,500.00	2 Residential 6272 71.02		Taxes Receivable	641,955.36
CETA And Other Public Employment Programs		3 Farm 331 2.44		Tax Title Liens	181,664.53
<b>MUNICIPAL FUNCTIONS</b>		4a Commercial 138 14.05		Foreclosed Property	277,000.00
CAPITAL IMPROVEMENTS	*MEMO*	4b Industrial 9 .28		Emergencies & Other Deferred Charges	360,000.00
<b>DEBT SERVICE</b>		4c Apartments 3 .16		State and Federal Aid Receivable	44,940.57
Principal Payments		Total 11872		Other Receivables	35,317.73
Interest Payments		Land Area 67.25 Sq. Miles		Total	3,830,858.63
<b>DEFERRED CHARGES</b>		Net Valuation Taxable-Municipal		<b>LIABILITIES, RESERVES, AND SURPLUS</b>	
SCHOOL, COUNTY, SPECIAL DISTRICT TAXES	415,907.60	Net Valuation Taxable-County		Cash Liabilities	460,197.01
RESERVE FOR UNCOLLECTED TAXES	1,062,703.47	State Equalized Valuation		Reserves for Receivables	1,135,937.62
<b>EXPENDITURES</b>		State Equalization Ratio		Surplus Dec. 31, 1982	2,234,724.00
TOTAL	14,547,900.83	53.50		Total	3,830,858.63



0720

Population 1980 **14,166**  
 Population 1982 **14,067**  
 S & P Rating  
 Moody Rating **A1**

General Tax Rate Per \$100.

7.38  
 State Equalized Tax Rate  
 3.11

**VERONA TOWNSHIP - ESSEX COUNTY****Form of Government:****Borough Council****Number of Members on Governing Body - 6**

PER CAPITA:

Gross Debt **595.82**  
 Net Debt **252.85**  
 Debt Service **17.57**  
 Total Tax Levy **915.05**  
 Municipal Expenditures **333.53**

PER CENT:

Gross Debt **2.32**  
 Net Debt **.98**  
 Tax Levy Collected **97.07**  
 Tax Levy Cancelled, Abated  
 or Adjusted **1.06**

EXPENDITURES		REVENUES-REALIZED		1982 PROPERTY TAX	
GENERAL GOVERNMENT				STATE EQUALIZED TAX RATE $\rightarrow$	
Governing Body & Public Boards		1982 Property Taxes Collected	12,495,555.01	Local District School Taxes <b>1.53</b>	6,326,152.50
Municipal Clerk		1982 Payments in Lieu of Taxes	91,310.09	Regional & Consolidated School Tax	
Financial Administration	13,608.00	Delinquent Tax & Lien Collections	144,420.85	School Taxes in Municipal Budget	
Assessment of Taxes	208,154.00	Business Personalty Replacement Taxes	174,455.08	County Taxes	.98 4,067,224.88
Collection of Taxes	93,397.00	Taxes from Public Utilities	700,729.00	County Library Taxes	
Planning, Housing & Development	2,700.00	Other Miscellaneous Tax Revenues		Local Municipal Purpose Taxes	.59 2,448,109.00
Human Resources	1,575.00	State Aid Revenues	215,114.22	Veteran & Senior Citizen Taxes	124,225.00
Elections	3,100.00	Federal Aid Revenues		Total Taxes for Rate Computation	3.10 12,965,711.38
General Administration (other)	251,708.00	State and Local Fiscal Assistance Act Utilized	116,709.05	Special District Taxes	
JUDICIARY		Sale of Acquired Property		Bank Corp. Taxes	14,124.12
Municipal Courts	76,037.00	Other Miscellaneous Revenues	454,466.15	Added and Omitted Taxes	16,420.62
PUBLIC SAFETY		Total	14,432,759.49	Total Taxes Levied - ABSTRACT	12,872,031.12
Fire Protection	149,497.00	Prior Years Surplus Appropriated	450,000.00	Total Taxes Billed	12,873,369.54
Police Protection	997,810.00	REVENUES TOTAL	14,882,759.49	1982 TAXES COLLECTED	12,495,555.01
Civil Defense & Disaster Control	900.00	Reserve For Uncollected Taxes	415,548.22	1982 Taxes Cancelled, Abated or Adjusted	136,404.54
Environmental Inspection & Control	43,055.00	CAPITAL OUTLAY TOTAL	1,046,481.93	Transfer to Tax Title Liens or Foreclosed	5,005.30
Other Public Safety				Balance Outstanding Dec. 31, 1982	236,404.69
PUBLIC WORKS				PRIOR YEARS TAXES OUTSTANDING	
Streets and Drainage	293,207.00	Public Enterprises	137,103.74	Balance January 1, 1982	147,803.09
Sewers and Sewage Processing	190,217.00	Recreation—Culture	48,727.33	Collected in 1982	144,420.85
Garbage and Trash Disposal	572,000.02	Public Works	502,305.67	Cancelled, Abated or Adjusted 1982	
Public Buildings and Grounds	84,545.00	Buildings and Grounds	326,717.09	Transfers to Tax Title Liens or Foreclosed	3,382.24
Other Public Works		Library and Education	31,628.10	Balance December 31, 1982	
HEALTH and WELFARE		Conservation		TAX TITLE LIENS OUTSTANDING	
Health Services Except Environmental	175,857.00	All Other		Balance January 1, 1982	9,958.95
Welfare-Public Assistance	8,515.00	CAPITAL DEBT AUTHORIZED, DECEMBER 31, 1982		Transfer From Taxes	9,476.74
Hospitals, Clinics, First Aid		ISSUED AND UNISSUED		Redeemed in 1982	
Animal, Insect, & Radent Control		School	1,643,000	Cancelled, Abated or Adjusted (1982)	1,000.00
Other Welfare Services	5,250.00	Self-liquidating	1,352,400	Transfers to Foreclosed Property	
RECREATION and CONSERVATION		Other	5,385,969	Balance December 31, 1982	18,435.69
Beaches and Boardwalks		Total	8,381,369	PROPERTY ACQUIRED BY DEED OR FORECLOSURE	
Parks, Playgrounds, Shade Trees	15,385.00			Balance January 1, 1982	287,350.00
Land Reclamation & Conservation				Transfers From Taxes or Liens	
Other Recreational Services	188,604.00			Sale for Cash (1982)	
EDUCATION (excluding schools)				Cancelled, Abated or Adjusted (1982)	
Libraries	146,051.00			Balance December 31, 1982	287,350.00
Other Educational Services				CURRENT FINANCES DECEMBER 31, 1982	
STATUTORY EXPENDITURES				ASSETS	
Pensions & F. I. C. A.	323,623.13			Cash Dec. 31, 1982	887,554.89
Employee Fringe Benefits	119,100.00			Taxes Receivable	236,404.69
Other Statutory Expenditures	7,500.00			Tax Title Liens	18,435.69
CETA And Other Public Employment Programs				Foreclosed Property	287,350.00
MUNICIPAL FUNCTIONS TOTAL	3,981,395.15			Emergencies & Other Deferred Charges	208,000.00
CAPITAL IMPROVEMENTS *MEMO*	61,050.00			State and Federal Aid Receivable	1,113.48
DEBT SERVICE				Other Receivables	19,655.35
Principal Payments	97,750.00			Total	1,658,514.10
Interest Payments	149,360.77			LIABILITIES, RESERVES, AND SURPLUS	
DEFERRED CHARGES	47,756.72			Cash Liabilities	590,850.34
SCHOOL, COUNTY, SPECIAL DISTRICT TAXES	10,393,377.38			Reserves for Receivables	561,845.73
RESERVE FOR UNCOLLECTED TAXES	415,548.22			Surplus Dec. 31, 1982	505,818.03
EXPENDITURES TOTAL	15,085,188.24			Total,	1,658,514.10

1437

Population 1980 **1,043**  
 Population 1982 **1,218**  
 S & P Rating  
 Moody Rating

General Tax Rate Per \$100.

2.52  
 State Equalized Tax Rate  
 2.51

**VICTORY GARDENS BORO. — MORRIS CO.****Form of Government:****Borough Council****Number of Members on Governing Body — 6**

PER CAPITA:

Gross Debt **12.39**  
 Net Debt **12.39**  
 Debt Service  
 Total Tax Levy **306.06**  
 Municipal Expenditures **172.45**

PER CENT:

Gross Debt **.12**  
 Net Debt **.12**  
 Tax Levy Collected **95.07**  
 Tax Levy Cancelled, Abated  
 or Adjusted **2.24**

EXPENDITURES		REVENUES-REALIZED		1982 PROPERTY TAX	
<b>GENERAL GOVERNMENT</b>				<b>STATE EQUALIZED TAX RATE</b>	
Governing Body & Public Boards		1982 Property Taxes Collected	<b>355,333.24</b>	Local District School Taxes <b>1.31</b>	<b>195,708.50</b>
Municipal Clerk		1982 Payments in Lieu of Taxes		Regional & Consolidated School Tax	
Financial Administration	<b>10,200.00</b>	Delinquent Tax & Lien Collections	<b>24,247.27</b>	School Taxes in Municipal Budget	
Assessment of Taxes	<b>970.00</b>	Business Personalty Replacement Taxes	<b>4,352.20</b>	County Taxes <b>.44</b>	<b>65,789.85</b>
Collection of Taxes	<b>2,650.00</b>	Taxes from Public Utilities	<b>19,995.00</b>	County Library Taxes <b>.02</b>	<b>2,485.85</b>
Planning, Housing & Development		Other Miscellaneous Tax Revenues		Local Municipal Purpose Taxes <b>.73</b>	<b>108,667.29</b>
Human Resources		State Aid Revenues	<b>16,187.36</b>	Veteran & Senior Citizen Taxes	<b>5,350.00</b>
Elections	<b>600.00</b>	Federal Aid Revenues		Total Taxes for Rate Computation <b>2.50</b>	<b>378,001.49</b>
General Administration (other)	<b>49,100.00</b>	State and Local Fiscal Assistance Act Utilized		Special District Taxes	
<b>JUDICIARY</b>		Sale of Acquired Property		Bank Corp Taxes	<b>124.78</b>
Municipal Courts	<b>5,400.00</b>	Other Miscellaneous Revenues	<b>61,532.46</b>	Added and Omitted Taxes	
<b>PUBLIC SAFETY</b>		Total	<b>481,647.53</b>	Total Taxes Levied - ABSTRACT	<b>372,776.27</b>
Fire Protection	<b>4,450.00</b>	Prior Years Surplus Appropriated	<b>39,341.46</b>	Total Taxes Billed	<b>373,766.85</b>
Police Protection	<b>1,400.00</b>	REVENUES TOTAL	<b>520,988.99</b>	1982 TAXES COLLECTED	<b>355,333.24</b>
Civil Defense & Disaster Control	<b>250.00</b>	Reserve For Uncollected Taxes	<b>32,511.78</b>	1982 Taxes Cancelled, Abated or Adjusted	<b>8,353.80</b>
Environmental Inspection & Control	<b>7,557.99</b>			Transfer to Tax Title Liens or Foreclosed Balance Outstanding Dec. 31, 1982	<b>10,079.81</b>
Other Public Safety		<b>CAPITAL OUTLAY TOTAL</b>		<b>PRIOR YEARS TAXES OUTSTANDING</b>	
<b>PUBLIC WORKS</b>		Public Enterprises		Balance January 1, 1982	<b>24,472.77</b>
Streets and Drainage	<b>7,450.00</b>	Recreation—Culture		Collected in 1982	<b>24,247.27</b>
Sewers and Sewage Processing	<b>9,300.00</b>	Public Works		Cancelled, Abated or Adjusted 1982	<b>225.50</b>
Garbage and Trash Disposal	<b>26,400.00</b>	Buildings and Grounds		Transfers to Tax Title Liens or Foreclosed	
Public Buildings and Grounds	<b>27,100.00</b>	Library and Education		Balance December 31, 1982	
Other Public Works		Conservation		<b>TAX TITLE LIENS OUTSTANDING</b>	
<b>HEALTH and WELFARE</b>		All Other		Balance January 1, 1982	
Health Services Except Environmental	<b>6,720.00</b>	<b>CAPITAL DEBT AUTHORIZED, DECEMBER 31, 1982</b>		Transfer From Taxes	
Welfare-Public Assistance	<b>1,820.00</b>	ISSUED AND UNISSUED GROSS DEBT		Redeemed in 1982	
Hospitals, Clinics, First Aid		School		Cancelled, Abated or Adjusted (1982)	
Animal, Insect, & Rodent Control	<b>2,090.00</b>	Self-liquidating		Transfers to Foreclosed Property	
Other Welfare Services		Other	<b>15,094</b>	Balance December 31, 1982	
<b>RECREATION and CONSERVATION</b>		Total	<b>15,094</b>	<b>PROPERTY ACQUIRED BY DEED OR FORECLOSURE</b>	
Beaches and Boardwalks		ISSUED AND OUTSTANDING		Balance January 1, 1982	
Parks, Playgrounds, Shade Trees		School		Transfers From Taxes or Liens	
Land Reclamation & Conservation		Self-liquidating		Sale for Cash (1982)	
Other Recreational Services	<b>2,000.00</b>	Other		Cancelled, Abated or Adjusted (1982)	
<b>EDUCATION (excluding schools)</b>		Total		Balance December 31, 1982	
Libraries		EQUALIZED VALUATION BASIS		<b>CURRENT FINANCES DECEMBER 31, 1982</b>	
Other Educational Services		FOR NET DEBT COMPUTATION	<b>12,625,794</b>	<b>ASSETS</b>	
<b>STATUTORY EXPENDITURES</b>		<b>REAL PROPERTY VALUATIONS</b>		Cash Dec. 31, 1982	<b>364,251.39</b>
Pensions & F. I. C. A.	<b>5,550.00</b>	Code Class # of Parcels % VAL'N		Taxes Receivable	<b>10,079.81</b>
Employee Fringe Benefits		1 Vacant Land 3 .79	<b>116,600.00</b>	Tax Title Liens	
Other Statutory Expenditures	<b>851.35</b>	2 Residential 200 51.34	<b>7,584,000.00</b>	Foreclosed Property	
CETA And Other Public Employment Programs		3 Farm		Emergencies & Other Deferred Charges	<b>4,371.52</b>
<b>MUNICIPAL FUNCTIONS TOTAL</b>	<b>171,859.34</b>	4a Commercial 6 9.66	<b>1,427,400.00</b>	State and Federal Aid Receivable	<b>38,632.00</b>
<b>CAPITAL IMPROVEMENTS *MEMO*</b>	<b>5,000.00</b>	4b Industrial 1 2.76	<b>407,600.00</b>	Other Receivables	<b>608.51</b>
<b>DEBT SERVICE</b>		4c Apartments 2 35.45	<b>5,237,700.00</b>	Total	<b>417,943.23</b>
Principal Payments		Total 212	<b>14,773,300.00</b>	<b>LIABILITIES, RESERVES, AND SURPLUS</b>	
Interest Payments		Land Area .20 Sq. Miles		Cash Liabilities	<b>142,598.15</b>
<b>DEFERRED CHARGES</b>	<b>5,676.64</b>	Net Valuation Taxable-Municipal	<b>14,832,018</b>	Reserves for Receivables	<b>10,688.32</b>
SCHOOL, COUNTY, SPECIAL DISTRICT TAXES	<b>263,984.20</b>	Net Valuation Taxable-County	<b>18,758,526</b>	Surplus Dec. 31, 1982	<b>264,656.76</b>
RESERVE FOR UNCOLLECTED TAXES	<b>32,511.78</b>	State Equalized Valuation	<b>14,886,882</b>	Total	<b>417,943.23</b>
<b>EXPENDITURES TOTAL</b>	<b>474,031.96</b>	State Equalization Ratio	<b>99.63</b>		



0614

Population 1980 **53,753**  
 Population 1982 **53,956**  
 S & P Rating **AA**  
 Moody Rating **A**

General Tax Rate Per \$100. **3.55**  
 State Equalized Tax Rate **2.96**

**VINELAND CITY - CUMBERLAND COUNTY**  
**Form of Government:**  
**Mayor-Council Plan A (OMCL 50)**  
**Number of Members on Governing Body - 5**

## PER CAPITA:

Gross Debt **565.28**  
 Net Debt **90.27**  
 Debt Service **46.19**  
 Total Tax Levy **438.96**  
 Municipal Expenditures **292.71**

## PER CENT:

Gross Debt **4.22**  
 Net Debt **.67**  
 Tax Levy Collected **94.83**  
 Tax Levy Cancelled, Abated or Adjusted **.62**

EXPENDITURES		REVENUES-REALIZED		1982 PROPERTY TAX	
<b>GENERAL GOVERNMENT</b>				<b>STATE EQUALIZED TAX RATE</b> →	
Governing Body & Public Boards		1982 Property Taxes Collected	<b>22,485,766.58</b>	Local District School Taxes	<b>1.35</b>
Municipal Clerk		1982 Payments in Lieu of Taxes	<b>83,173.64</b>	Regional & Consolidated School Tax	
Financial Administration	<b>242,298.00</b>	Delinquent Tax & Lien Collections	<b>1,008,942.18</b>	School Taxes in Municipal Budget	<b>.08</b>
Assessment of Taxes	<b>137,831.00</b>	Business Personalty Replacement Taxes	<b>867,622.92</b>	County Taxes	<b>1.02</b>
Collection of Taxes	<b>117,435.00</b>	Taxes from Public Utilities	<b>2,639,649.00</b>	County Library Taxes	
Planning, Housing & Development	<b>80,254.00</b>	Other Miscellaneous Tax Revenues	<b>2,327.19</b>	Local Municipal Purpose Taxes	<b>.49</b>
Human Resources	<b>603,466.00</b>	State Aid Revenues	<b>2,765,839.04</b>	Veteran & Senior Citizen Taxes	
Elections	<b>14,900.00</b>	Federal Aid Revenues	<b>83,900.00</b>	Total Taxes for Rate Computation	<b>2.94</b>
General Administration (other)	<b>1,692,772.97</b>	State and Local Fiscal Assistance Act Utilized	<b>668,810.54</b>	Special District Taxes	
<b>JUDICIARY</b>		Sale of Acquired Property	<b>900.00</b>	Bank Corp. Taxes	
Municipal Courts	<b>193,264.00</b>	Other Miscellaneous Revenues	<b>2,491,249.78</b>	Added and Omitted Taxes	
<b>PUBLIC SAFETY</b>		Total	<b>33,098,180.87</b>	Total Taxes Levied - ABSTRACT	
Fire Protection	<b>597,050.00</b>	Prior Years Surplus Appropriated	<b>1,425,000.00</b>	Total Taxes Billed	
Police Protection	<b>2,610,447.67</b>	REVENUES TOTAL	<b>34,523,180.87</b>	1982 TAXES COLLECTED	
Civil Defense & Disaster Control	<b>14,671.00</b>	Reserve For Uncollected Taxes	<b>1,373,365.04</b>	1982 Taxes Cancelled, Abated or Adjusted	
Environmental Inspection & Control	<b>46,279.00</b>			Transfer to Tax Title Liens or Foreclosed	
Other Public Safety		CAPITAL OUTLAY TOTAL	<b>714,715.22</b>	Balance Outstanding Dec. 31, 1982	
<b>PUBLIC WORKS</b>		Public Enterprises	<b>446,326.06</b>	PRIOR YEARS TAXES OUTSTANDING	
Streets and Drainage	<b>1,749,108.93</b>	Recreation—Culture	<b>55,065.23</b>	Balance January 1, 1982	
Sewers and Sewage Processing		Public Works	<b>55,552.42</b>	Collected in 1982	
Garbage and Trash Disposal	<b>182,342.00</b>	Buildings and Grounds	<b>154,297.81</b>	Cancelled, Abated or Adjusted 1982	
Public Buildings and Grounds	<b>555,471.35</b>	Library and Education	<b>3,473.70</b>	Transfers to Tax Title Liens or Foreclosed	
Other Public Works	<b>14,417.00</b>	Conservation		Balance December 31, 1982	
<b>HEALTH and WELFARE</b>		All Other		TAX TITLE LIENS OUTSTANDING	
Health Services Except Environmental	<b>683,189.00</b>			Balance January 1, 1982	
Welfare-Public Assistance	<b>79,508.00</b>	CAPITAL DEBT AUTHORIZED, DECEMBER 31, 1982		Transfer From Taxes	
Hospitals, Clinics, First Aid	<b>25,000.00</b>	ISSUED AND UNISSUED GROSS DEBT		Redeemed in 1982	
Animal, Insect, & Rodent Control	<b>19,000.00</b>	School	<b>13,678,000</b>	Cancelled, Abated or Adjusted (1982)	
Other Welfare Services	<b>56,500.00</b>	Self-liquidating	<b>11,952,000</b>	Transfers to Foreclosed Property	
<b>RECREATION and CONSERVATION</b>		Other	<b>4,870,375</b>	Balance December 31, 1982	
Beaches and Boardwalks		Total	<b>30,500,375</b>	PROPERTY ACQUIRED BY DEED OR FORECLOSURE	
Parks, Playgrounds, Shade Trees	<b>328,800.00</b>	ISSUED AND OUTSTANDING		Balance January 1, 1982	
Land Reclamation & Conservation	<b>2,890.00</b>	School	<b>10,559,000.00</b>	Transfers From Taxes or Liens	
Other Recreational Services	<b>199,759.00</b>	Self-Liquidating	<b>11,302,000.00</b>	Sale for Cash (1982)	
<b>EDUCATION (excluding schools)</b>		Other	<b>3,940,000.00</b>	Cancelled, Abated or Adjusted (1982)	
Libraries	<b>333,991.00</b>	Total	<b>25,841,000.00</b>	Balance December 31, 1982	
Other Educational Services		EQUALIZED VALUATION BASIS		CURRENT FINANCES DECEMBER 31, 1982	
<b>STATUTORY EXPENDITURES</b>		FOR NET DEBT COMPUTATION	<b>723,302,173</b>	ASSETS	
Pensions & F. I. C. A.	<b>898,653.34</b>	REAL PROPERTY VALUATIONS		Cash Dec. 31, 1982	
Employee Fringe Benefits	<b>393,600.00</b>	Code Class # of Parcels % VAL'N		Taxes Receivable	
Other Statutory Expenditures	<b>15,000.00</b>	1 Vacant Land 2378 3.17	<b>20,316,100.00</b>	Tax Title Liens	
<b>CETA And Other Public Employment Programs</b>		2 Residential 11893 65.48	<b>419,553,300.00</b>	Foreclosed Property	
<b>MUNICIPAL FUNCTIONS</b>		3 Farm 1212 2.94	<b>18,821,600.00</b>	Emergencies & Other Deferred Charges	
<b>CAPITAL IMPROVEMENTS</b>	<b>*MEMO*</b>	4a Commercial 1051 19.04	<b>122,085,000.00</b>	State and Federal Aid Receivable	
<b>DEBT SERVICE</b>		4b Industrial 114 5.55	<b>35,609,300.00</b>	Other Receivables	
Principal Payments	<b>1,389,000.00</b>	4c Apartments 55 3.83	<b>24,543,100.00</b>	Total	
Interest Payments	<b>1,103,341.46</b>	Total	<b>641,328,400.00</b>	LIABILITIES, RESERVES, AND SURPLUS	
<b>TYPE I SCHL DEBT *MEMO</b>	<b>1,788,101.48</b>	Land Area 69.50 Sq. Miles		Cash Liabilities	
<b>DEFERRED CHARGES</b>		Net Valuation Taxable-Municipal	<b>656,959,447</b>	Reserves for Receivables	
SCHOOL, COUNTY, SPECIAL DISTRICT TAXES	<b>19,643,168.20</b>	Net Valuation Taxable-County	<b>793,364,746</b>	Surplus Dec. 31, 1982	
RESERVE FOR UNCOLLECTED TAXES	<b>1,373,365.04</b>	State Equalized Valuation	<b>785,709,779</b>	Total	
<b>EXPENDITURES</b>	<b>35,436,772.96</b>	State Equalization Ratio	<b>83.29</b>		

0434

Population 1980 **12,919**  
 Population 1982 **15,867**  
 S & P Rating  
 Moody Rating **A**

General Tax Rate Per \$100.

State Equalized Tax Rate **3.65**  
**2.47**

**VOORHEES TOWNSHIP - CAMDEN COUNTY****Form of Government:****Township Committee****Number of Members on Governing Body - 5**

PER CAPITA:

Gross Debt **1,155.28**  
 Net Debt **303.81**  
 Debt Service **27.18**  
 Total Tax Levy **763.37**  
 Municipal Expenditures **221.86**

PER CENT:

Gross Debt **4.88**  
 Net Debt **1.28**  
 Tax Levy Collected **94.98**  
 Tax Levy Cancelled, Abated  
 or Adjusted **.08**

EXPENDITURES		REVENUES-REALIZED		1982 PROPERTY TAX	
<b>GENERAL GOVERNMENT</b>				<b>STATE EQUALIZED TAX RATE</b>	
Governing Body & Public Boards	<b>31.00</b>	1982 Property Taxes Collected	<b>11,485,951.79</b>	Local District School Taxes	<b>.78</b>
Municipal Clerk		1982 Payments in Lieu of Taxes	<b>78,247.79</b>	Regional & Consolidated School Tax	<b>.47</b>
Financial Administration	<b>33,309.00</b>	Delinquent Tax & Lien Collections	<b>504,518.45</b>	School Taxes in Municipal Budget	
Assessment of Taxes	<b>40,552.00</b>	Business Personalty Replacement Taxes	<b>150,478.32</b>	County Taxes	<b>1.05</b>
Collection of Taxes	<b>30,775.00</b>	Taxes from Public Utilities	<b>502,113.00</b>	County Library Taxes	<b>.02</b>
Planning, Housing & Development	<b>60,926.00</b>	Other Miscellaneous Tax Revenues		Local Municipal Purpose Taxes	<b>.15</b>
Human Resources		State Aid Revenues	<b>49,347.17</b>	Veteran & Senior Citizen Taxes	
Elections	<b>6,125.00</b>	Federal Aid Revenues		Total Taxes for Rate Computation	<b>2.47</b>
General Administration (other)	<b>307,658.18</b>	State and Local Fiscal Assistance Act Utilized	<b>108,654.00</b>	Special District Taxes	
<b>JUDICIARY</b>		Sale of Acquired Property		Bank Corp. Taxes	
Municipal Courts	<b>40,000.00</b>	Other Miscellaneous Revenues		Added and Omitted Taxes	
<b>PUBLIC SAFETY</b>		Total	<b>13,502,915.59</b>	Total Taxes Levied - ABSTRACT	
Fire Protection		Prior Years Surplus Appropriated	<b>960,000.00</b>	Total Taxes Billed	
Police Protection	<b>808,928.00</b>	REVENUES	<b>14,862,915.59</b>	1982 TAXES COLLECTED	
Civil Defense & Disaster Control	<b>198.00</b>	Reserve For Uncollected Taxes	<b>776,451.00</b>	1982 Taxes Cancelled, Abated or Adjusted	
Environmental Inspection & Control	<b>68,976.82</b>	CAPITAL OUTLAY	<b>1,111,149.45</b>	Transfer to Tax Title Liens or Foreclosed	
Other Public Safety		Total		Balance Outstanding Dec. 31, 1982	
<b>PUBLIC WORKS</b>		Public Enterprises	<b>400,549.51</b>	PRIOR YEARS TAXES OUTSTANDING	
Streets and Drainage	<b>255,939.00</b>	Recreation—Culture	<b>182,959.46</b>	Balance January 1, 1982	
Sewers and Sewage Processing		Public Works	<b>470,547.15</b>	Collected in 1982	
Garbage and Trash Disposal	<b>251,323.00</b>	Buildings and Grounds	<b>57,093.33</b>	Cancelled, Abated or Adjusted 1982	
Public Buildings and Grounds		Library and Education		Transfers to Tax Title Liens or Foreclosed	
Other Public Works	<b>61,331.00</b>	Conservation		Balance December 31, 1982	
<b>HEALTH and WELFARE</b>		All Other		TAX TITLE LIENS OUTSTANDING	
Health Services Except Environmental	<b>5,816.00</b>	CAPITAL DEBT AUTHORIZED, DECEMBER 31, 1982		Balance January 1, 1982	
Welfare-Public Assistance	<b>11,425.00</b>	ISSUED AND UNISSUED		Transfer From Taxes	
Hospitals, Clinics, First Aid		GROSS DEBT		Redeemed in 1982	
Animal, Insect, & Radent Control	<b>24,597.00</b>	School	<b>11,751,287</b>	Cancelled, Abated or Adjusted (1982)	
Other Welfare Services		Self-Liquidating	<b>4,225,033</b>	Transfers to Foreclosed Property	
<b>RECREATION and CONSERVATION</b>		Other	<b>2,354,458</b>	Balance December 31, 1982	
Beaches and Boardwalks		Total	<b>18,330,778</b>	PROPERTY ACQUIRED BY DEED OR	
Parks, Playgrounds, Shade Trees	<b>42,600.00</b>	ISSUED AND OUTSTANDING		FORECLOSURE	
Land Reclamation & Conservation		School	<b>11,751,287.19</b>	Balance January 1, 1982	
Other Recreational Services	<b>4,470.00</b>	Self-Liquidating	<b>3,977,000.00</b>	Transfers From Taxes or Liens	
<b>EDUCATION (excluding schools)</b>		Other	<b>2,187,000.00</b>	Sale for Cash (1982)	
Libraries		Total	<b>17,915,287.19</b>	Cancelled, Abated or Adjusted (1982)	
Other Educational Services		EQUALIZED VALUATION BASIS		Balance December 31, 1982	
<b>STATUTORY EXPENDITURES</b>		FOR NET DEBT COMPUTATION	<b>375,688,033</b>	CURRENT FINANCES DECEMBER 31, 1982	
Pensions & F. I. C. A.	<b>168,800.47</b>	REAL PROPERTY VALUATIONS		ASSETS	
Employee Fringe Benefits	<b>47,069.00</b>	Code Class # of Parcels % VAL'N		Cash Dec. 31, 1982	
Other Statutory Expenditures	<b>100.00</b>	1 Vacant Land 1201 7.32	<b>21,937,117.00</b>	Taxes Receivable	
CETA And Other Public Employment Programs		2 Residential 3276 52.61	<b>157,632,530.00</b>	Tax Title Liens	
<b>MUNICIPAL FUNCTIONS</b>	<b>2,270,949.47</b>	3 Farm 69 .43	<b>1,284,640.00</b>	Foreclosed Property	
CAPITAL IMPROVEMENTS	<b>*MEMO* 10,000.00</b>	4a Commercial 176 29.57	<b>88,611,095.00</b>	Emergencies & Other Deferred Charges	
<b>DEBT SERVICE</b>		4b Industrial 27 1.75	<b>5,229,175.00</b>	State and Federal Aid Receivable	
Principal Payments	<b>258,000.00</b>	4c Apartments 15 8.33	<b>24,953,590.00</b>	Other Receivables	
Interest Payments	<b>173,334.25</b>	Total 4764	<b>299,648,147.00</b>	Total	
<b>DEFERRED CHARGES</b>	<b>41,484.53</b>	Land Area 11.61 Sq. Miles		LIABILITIES, RESERVES, AND SURPLUS	
SCHOOL, COUNTY, SPECIAL DISTRICT TAXES	<b>10,892,151.21</b>	Net Valuation Taxable-Municipal	<b>302,644,997</b>	Cash Liabilities	
RESERVE FOR UNCOLLECTED TAXES	<b>776,451.00</b>	Net Valuation Taxable-County	<b>400,645,236</b>	Reserves for Receivables	
<b>EXPENDITURES</b>	<b>14,412,370.46</b>	State Equalized Valuation	<b>444,955,769</b>	Surplus Dec. 31, 1982	
		State Equalization Ratio	<b>67.80</b>	Total	

1981/3000

\*Includes County Health Service Taxes or County Vacational School Taxes. See Table 13.



0264

Population 1980 **10,802**  
 Population 1982 **10,719**  
 S & P Rating  
 Moody Rating **BAA1**

General Tax Rate Per \$100.

State Equalized Tax Rate **4.32**  
**2.70**

**WALDWICK BOROUGH - BERGEN COUNTY****Form of Government:****Borough Council****Number of Members on Governing Body - 6****PER CAPITA:**

Gross Debt **415.61**  
 Net Debt **356.99**  
 Debt Service **64.31**  
 Total Tax Levy **763.15**  
 Municipal Expenditures **343.57**

**PER CENT:**

Gross Debt **1.59**  
 Net Debt **1.36**  
 Tax Levy Collected **98.03**  
 Tax Levy Cancelled, Abated  
 or Adjusted **.07**

EXPENDITURES		REVENUES-REALIZED		1982 PROPERTY TAX	
<b>GENERAL GOVERNMENT</b>				<b>STATE EQUALIZED TAX RATE</b>	
Governing Body & Public Boards		1982 Property Taxes Collected	<b>8,026,692.06</b>	Local District School Taxes	<b>1.87</b>
Municipal Clerk		1982 Payments in Lieu of Taxes		Regional & Consolidated School Tax	
Financial Administration	<b>18,729.00</b>	Delinquent Tax & Lien Collections	<b>171,953.37</b>	School Taxes in Municipal Budget	
Assessment of Taxes	<b>23,049.00</b>	Business Personality Replacement Taxes	<b>87,999.72</b>	County Taxes	<b>.35</b>
Collection of Taxes	<b>26,360.00</b>	Taxes from Public Utilities	<b>1,651,229.00</b>	County Library Taxes	
Planning, Housing & Development	<b>21,449.00</b>	Other Miscellaneous Tax Revenues		Local Municipal Purpose Taxes	<b>.48</b>
Human Resources		State Aid Revenues	<b>101,867.03</b>	Veteran & Senior Citizen Taxes	
Elections	<b>1,775.00</b>	Federal Aid Revenues		Total Taxes for Rate Computation	<b>2.70</b>
General Administration (other)	<b>253,026.00</b>	State and Local Fiscal Assistance Act Utilized	<b>133,024.00</b>	Special District Taxes	
<b>JUDICIARY</b>		Sale of Acquired Property		Bank Corp. Taxes	<b>3,211.62</b>
Municipal Courts	<b>13,232.00</b>	Other Miscellaneous Revenues	<b>258,281.76</b>	Added and Omitted Taxes	<b>26,340.11</b>
<b>PUBLIC SAFETY</b>		Total	<b>10,471,046.94</b>	Total Taxes Levied - ABSTRACT	<b>8,180,245.85</b>
Fire Protection	<b>54,760.00</b>	Prior Years Surplus Appropriated	<b>200,000.00</b>	Total Taxes Billed	<b>8,187,618.19</b>
Police Protection	<b>631,625.98</b>	<b>REVENUES TOTAL</b>	<b>10,671,046.94</b>	1982 TAXES COLLECTED	<b>8,026,692.06</b>
Civil Defense & Disaster Control		Reserve For Uncollected Taxes	<b>182,882.55</b>	1982 Taxes Cancelled, Abated or Adjusted	<b>5,400.00</b>
Environmental Inspection & Control	<b>29,590.00</b>	<b>CAPITAL OUTLAY TOTAL</b>	<b>460,691.16</b>	Transfer to Tax Title Liens or Foreclosed	<b>203.04</b>
Other Public Safety				Balance Outstanding Dec. 31, 1982	<b>155,323.09</b>
<b>PUBLIC WORKS</b>				<b>PRIOR YEARS TAXES OUTSTANDING</b>	
Streets and Drainage	<b>205,986.00</b>	Public Enterprises	<b>31,022.92</b>	Balance January 1, 1982	<b>108,510.36</b>
Sewers and Sewage Processing	<b>493,222.00</b>	Recreation—Culture	<b>1,152.20</b>	Collected in 1982	<b>103,468.17</b>
Garbage and Trash Disposal	<b>356,340.00</b>	Public Works	<b>309,418.17</b>	Cancelled, Abated or Adjusted 1982	<b>5,042.19</b>
Public Buildings and Grounds	<b>169,957.00</b>	Buildings and Grounds	<b>119,097.87</b>	Transfers to Tax Title Liens or Foreclosed	
Other Public Works		Library and Education		Balance December 31, 1982	
<b>HEALTH and WELFARE</b>		Conservation		<b>TAX TITLE LIENS OUTSTANDING</b>	
Health Services Except Environmental	<b>56,855.00</b>	All Other		Balance January 1, 1982	<b>71,883.30</b>
Welfare-Public Assistance	<b>3,600.00</b>	<b>CAPITAL DEBT AUTHORIZED, DECEMBER 31, 1982</b>		Transfer From Taxes	<b>203.04</b>
Hospitals, Clinics, First Aid		<b>ISSUED AND UNISSUED GROSS DEBT NET DEBT</b>		Redeemed in 1982	<b>68,485.20</b>
Animal, Insect, & Rodent Control		School	<b>555,000</b>	Cancelled, Abated or Adjusted (1982)	
Other Welfare Services		Self-liquidating	<b>73,404</b>	Transfers to Foreclosed Property	
<b>RECREATION and CONSERVATION</b>		Other	<b>3,826,546</b>	Balance December 31, 1982	<b>3,601.14</b>
Beaches and Boardwalks		Total	<b>4,454,950</b>	<b>PROPERTY ACQUIRED BY DEED OR FORECLOSURE</b>	
Parks, Playgrounds, Shade Trees	<b>57,046.00</b>	<b>ISSUED AND OUTSTANDING</b>		Balance January 1, 1982	<b>13,610.00</b>
Land Reclamation & Conservation		School	<b>555,000.00</b>	Transfers From Taxes or Liens	
Other Recreational Services	<b>825.00</b>	Self-Liquidating		Sale for Cash (1982)	
<b>EDUCATION (excluding schools)</b>		Other	<b>3,479,000.00</b>	Cancelled, Abated or Adjusted (1982)	
Libraries	<b>56,600.00</b>	Total	<b>4,034,000.00</b>	Balance December 31, 1982	<b>13,610.00</b>
Other Educational Services		<b>EQUALIZED VALUATION BASIS</b>		<b>CURRENT FINANCES DECEMBER 31, 1982</b>	
<b>STATUTORY EXPENDITURES</b>		<b>FOR NET DEBT COMPUTATION</b>	<b>280,785,086</b>	<b>ASSETS</b>	
Pensions & F. I. C. A.	<b>169,342.26</b>	<b>REAL PROPERTY VALUATIONS</b>		Cash Dec. 31, 1982	<b>803,578.33</b>
Employee Fringe Benefits	<b>38,100.00</b>	Code Class # of Parcels % VAL'N		Taxes Receivable	<b>155,323.09</b>
Other Statutory Expenditures	<b>4,381.00</b>	1 Vacant Land 173 .98	<b>1,847,200.00</b>	Tax Title Liens	<b>3,601.14</b>
<b>CETA And Other Public Employment Programs</b>		2 Residential 3154 85.96	<b>161,752,250.00</b>	Foreclosed Property	<b>13,610.00</b>
<b>MUNICIPAL FUNCTIONS TOTAL</b>	<b>2,725,850.24</b>	3 Farm 6 .07	<b>133,150.00</b>	Emergencies & Other Deferred Charges	<b>40,500.00</b>
<b>CAPITAL IMPROVEMENTS *MEMO*</b>	<b>23,000.00</b>	4a Commercial 100 7.41	<b>13,543,700.00</b>	State and Federal Aid Receivable	<b>12,657.17</b>
<b>DEBT SERVICE</b>		4b Industrial 27 5.58	<b>10,505,100.00</b>	Other Receivables	<b>2,402.65</b>
Principal Payments	<b>450,000.00</b>	4c Apartments		Total	<b>1,031,672.38</b>
Interest Payments	<b>239,323.80</b>	Total 3460	<b>188,181,400.00</b>	<b>LIABILITIES, RESERVES, AND SURPLUS</b>	
<b>DEFERRED CHARGES</b>	<b>84,664.19</b>	Land Area 2.40 Sq. Miles		Cash Liabilities	<b>144,702.43</b>
<b>SCHOOL, COUNTY, SPECIAL DISTRICT TAXES</b>	<b>6,702,429.01</b>	Net Valuation Taxable-Municipal	<b>188,918,474</b>	Reserves for Receivables	<b>174,936.88</b>
<b>RESERVE FOR UNCOLLECTED TAXES</b>	<b>182,882.55</b>	Net Valuation Taxable-County	<b>288,920,025</b>	Surplus Dec. 31, 1982	<b>712,033.07</b>
<b>EXPENDITURES TOTAL</b>	<b>10,385,149.79</b>	State Equalized Valuation	<b>301,856,454</b>	Total	<b>1,031,672.38</b>
		State Equalization Ratio	<b>62.50</b>		

Population 1980 **18,952**  
 Population 1982 **19,104**  
 S & P Rating **AAA**  
 Moody Rating **A**

General Tax Rate Per \$100.

State Equalized Tax Rate **5.75**  
**2.21**

**WALL TOWNSHIP - MONMOUTH COUNTY****Form of Government:****Township Committee****Number of Members on Governing Body - 5****PER CAPITA:**

Gross Debt **436.88**  
 Net Debt **119.91**  
 Debt Service **14.04**  
 Total Tax Levy **675.58**  
 Municipal Expenditures **339.82**

**PER CENT:**

Gross Debt **1.67**  
 Net Debt **.46**  
 Tax Levy Collected **94.50**  
 Tax Levy Cancelled, Abated or Adjusted **.53**

EXPENDITURES		REVENUES-REALIZED		1982 PROPERTY TAX	
<b>GENERAL GOVERNMENT</b>				<b>STATE EQUALIZED TAX RATE</b> <b>1.41</b>	
Governing Body & Public Boards		1982 Property Taxes Collected	<b>12,194,735.50</b>	Local District School Taxes	<b>7,944,007.72</b>
Municipal Clerk		1982 Payments in Lieu of Taxes		Regional & Consolidated School Tax	
Financial Administration	<b>43,170.00</b>	Delinquent Tax & Lien Collections	<b>570,012.78</b>	School Taxes in Municipal Budget	
Assessment of Taxes	<b>280,000.00</b>	Business Personalty Replacement Taxes	<b>199,173.52</b>	County Taxes	<b>.51 *</b>
Collection of Taxes	<b>74,000.00</b>	Taxes from Public Utilities	<b>2,225,389.00</b>	County Library Taxes	<b>.02</b>
Planning, Housing & Development	<b>138,440.00</b>	Other Miscellaneous Tax Revenues		Local Municipal Purpose Taxes	<b>.27</b>
Human Resources	<b>21,305.00</b>	State Aid Revenues	<b>213,569.28</b>	Veteran & Senior Citizen Taxes	<b>155,375.00</b>
Elections	<b>8,300.00</b>	Federal Aid Revenues		Total Taxes for Rate Computation	<b>2.21</b>
General Administration (other)	<b>547,704.65</b>	State and Local Fiscal Assistance Act Utilized	<b>169,646.40</b>	Special District Taxes	<b>308,785.00</b>
<b>JUDICIARY</b>		Sole of Acquired Property		Bank Corp. Taxes	<b>1,194.20</b>
Municipal Courts	<b>78,800.00</b>	Other Miscellaneous Revenues	<b>1,002,693.70</b>	Added and Omitted Taxes	<b>122,744.78</b>
<b>PUBLIC SAFETY</b>		Total	<b>16,575,220.18</b>	Total Taxes Levied - ABSTRACT	<b>12,906,358.19</b>
Fire Protection		Prior Years Surplus Appropriated	<b>1,177,000.00</b>	Total Taxes Billed	<b>12,905,163.99</b>
Police Protection	<b>1,615,860.00</b>	REVENUES TOTAL	<b>17,752,220.18</b>	1982 TAXES COLLECTED	<b>12,154,735.50</b>
Civil Defense & Disaster Control		Reserve For Uncollected Taxes	<b>869,938.81</b>	1982 Taxes Cancelled, Abated or Adjusted	<b>154,135.16</b>
Environmental Inspection & Control	<b>107,585.40</b>	CAPITAL OUTLAY TOTAL	<b>343,181.10</b>	Transfer to Tax Title Liens or Foreclosed	<b>83,433.59</b>
Other Public Safety		Public Enterprises	<b>197,932.09</b>	Balance Outstanding Dec. 31, 1982	<b>558,859.74</b>
<b>PUBLIC WORKS</b>		Recreation—Culture		<b>PRIOR YEARS TAXES OUTSTANDING</b>	
Streets and Drainage	<b>577,050.00</b>	Public Works	<b>12,027.51</b>	Balance January 1, 1982	<b>518,455.68</b>
Sewers and Sewage Processing	<b>547,112.00</b>	Buildings and Grounds	<b>133,221.50</b>	Collected in 1982	<b>438,893.46</b>
Gorbage and Trash Disposal	<b>402,800.00</b>	Library and Education		Cancelled, Abated or Adjusted 1982	
Public Buildings and Grounds	<b>164,160.00</b>	Conservation		Transfers to Tax Title Liens or Foreclosed	<b>71,754.70</b>
Other Public Works		All Other		Balance December 31, 1982	<b>7,807.52</b>
<b>HEALTH and WELFARE</b>		CAPITAL DEBT AUTHORIZED, DECEMBER 31, 1982		<b>TAX TITLE LIENS OUTSTANDING</b>	
Health Services Except Environmental	<b>21,550.00</b>	ISSUED AND UNISSUED		Balance January 1, 1982	<b>176,248.34</b>
Welfare-Public Assistance	<b>16,300.00</b>	School	<b>1,268,500</b>	Transfer From Taxes	<b>155,188.29</b>
Hospitals, Clinics, First Aid		Self-liquidating	<b>4,786,724</b>	Redeemed in 1982	<b>131,119.32</b>
Animal, Insect, & Rodent Control	<b>7,000.00</b>	Other	<b>2,290,837</b>	Cancelled, Abated or Adjusted (1982)	<b>1,825.39</b>
Other Welfare Services		Total	<b>8,346,061</b>	Transfers to Foreclosed Property	
<b>RECREATION and CONSERVATION</b>		ISSUED AND OUTSTANDING		Balance December 31, 1982	<b>198,491.92</b>
Beaches and Boardwalks		School	<b>1,189,000.00</b>	<b>PROPERTY ACQUIRED BY DEED OR FORECLOSURE</b>	
Parks, Playgrounds, Shade Trees	<b>53,200.00</b>	Self-Liquidating	<b>4,111,000.00</b>	Balance January 1, 1982	<b>228,850.00</b>
Land Reclamation & Conservation	<b>2,000.00</b>	Other	<b>1,501,000.00</b>	Transfers From Taxes or Liens	
Other Recreational Services	<b>2,500.00</b>	Total	<b>6,801,000.00</b>	Sale for Cash (1982)	<b>6,050.00</b>
<b>EDUCATION (excluding schools)</b>		EQUALIZED VALUATION BASIS		Cancelled, Abated or Adjusted (1982)	
Libraries	<b>36,500.00</b>	FOR NET DEBT COMPUTATION	<b>501,170,884</b>	Balance December 31, 1982	<b>222,800.00</b>
Other Educational Services	<b>1,000.00</b>	REAL PROPERTY VALUATIONS		<b>CURRENT FINANCES DECEMBER 31, 1982</b>	
<b>STATUTORY EXPENDITURES</b>		Code Class # of Parcels % VAL'N		<b>ASSETS</b>	
Pensions & F. I. C. A.	<b>430,470.00</b>	1 Vacant Land 1049 6.62	<b>14,221,800.00</b>	Cash Dec. 31, 1982	<b>2,156,298.90</b>
Employee Fringe Benefits	<b>138,600.00</b>	2 Residential 5676 66.46	<b>142,830,200.00</b>	Taxes Receivable	<b>566,667.26</b>
Other Statutory Expenditures	<b>10,500.00</b>	3 Farm 202 1.99	<b>4,273,600.00</b>	Tax Title Liens	<b>198,491.92</b>
<b>CETA And Other Public Employment Programs</b>		4a Commercial 328 14.93	<b>32,089,900.00</b>	Foreclosed Property	<b>222,800.00</b>
<b>MUNICIPAL FUNCTIONS</b>		4b Industrial 64 7.06	<b>15,163,800.00</b>	Emergencies & Other Deferred Charges	<b>167,000.00</b>
<b>CAPITAL IMPROVEMENTS</b>	<b>*MEMO*</b>	4c Apartments 6 2.94	<b>6,316,700.00</b>	State and Federal Aid Receivable	<b>84.66</b>
<b>DEBT SERVICE</b>		Total 7325	<b>214,856,000.00</b>	Other Receivables	<b>1,861.50</b>
Principal Payments	<b>135,000.00</b>	Land Area 31.01 Sq. Miles		Total	<b>3,353,204.24</b>
Interest Payments	<b>133,130.00</b>	Net Valuation Taxable-Municipal	<b>216,962,306</b>	<b>LIABILITIES, RESERVES, AND SURPLUS</b>	
<b>DEFERRED CHARGES</b>		Net Valuation Taxable-County	<b>530,857,001</b>	Cash Liabilities	<b>1,038,098.29</b>
SCHOOL, COUNTY, SPECIAL DISTRICT TAXES	<b>11,262,604.21</b>	State Equalized Valuation	<b>560,673,013</b>	Reserves for Receivables	<b>989,820.68</b>
RESERVE FOR UNCOLLECTED TAXES	<b>869,938.81</b>	State Equalization Ratio	<b>38.47</b>	Surplus Dec. 31, 1982	<b>1,325,285.27</b>
<b>EXPENDITURES TOTAL</b>	<b>17,754,580.07</b>			Total	<b>3,353,204.24</b>



General Tax Rate Per \$100.	2.73
State Equalized Tax Rate	1.82

PER CAPITA:		PER CENT:	
Grass Debt	464.96	Grass Debt	2.27
Net Debt	197.43	Net Debt	.96
Debt Service	15.97	Tax Levy Collected	94.46
Total Tax Levy	387.58	Tax Levy Cancelled, Abated	
Municipal Expenditures	201.97	or Adjusted	.04

1981/3000 ▽ 594

1923

Population 1980 150  
Population 1982 149  
S & P Rating  
Moody Rating

General Tax Rate Per \$100.

1.67  
State Equalized Tax Rate  
.74

## WALPACK TOWNSHIP - SUSSEX COUNTY

## Form of Government:

## Township Committee

## Number of Members on Governing Body - 3

PER CAPITA:

Gross Debt 99.33  
Net Debt  
Debt Service  
Total Tax Levy 60.52  
Municipal Expenditures 577.80

PER CENT:

Gross Debt 1.31  
Net Debt  
Tax Levy Collected 90.07  
Tax Levy Cancelled, Abated  
or Adjusted

EXPENDITURES		REVENUES-REALIZED		1982 PROPERTY TAX	
GENERAL GOVERNMENT				STATE EQUALIZED TAX RATE	
Governing Body & Public Boards		1982 Property Taxes Collected	8,122.86	Local District School Taxes	
Municipal Clerk		1982 Payments in Lieu of Taxes		Regional & Consolidated School Tax	
Financial Administration	6,100.00	Delinquent Tax & Lien Collections	715.46	School Taxes in Municipal Budget	
Assessment of Taxes	2,600.00	Business Personalty Replacement Taxes	2,850.72	County Taxes	.70 *
Collection of Taxes	3,600.00	Taxes from Public Utilities	55,645.00	County Library Taxes	.04
Planning, Housing & Development		Other Miscellaneous Tax Revenues		Local Municipal Purpose Taxes	
Human Resources		State Aid Revenues	2,629.15	Veteran & Senior Citizen Taxes	700.00
Elections		Federal Aid Revenues		Total Taxes for Rate Computation	.74
General Administration (other)	23,050.20	State and Local Fiscal Assistance Act Utilized	3,091.00	Special District Taxes	
JUDICIARY		Sale of Acquired Property		Bank Corp. Taxes	
Municipal Courts		Other Miscellaneous Revenues	107,156.56	Added and Omitted Taxes	
PUBLIC SAFETY		Total	180,210.75	Total Taxes Levied - ABSTRACT	9,017.96
Fire Protection	400.00	Prior Years Surplus Appropriated	46,521.13	Total Taxes Billed	9,017.96
Police Protection		REVENUES TOTAL	226,731.88	1982 TAXES COLLECTED	8,122.86
Civil Defense & Disaster Control		Reserve For Uncollected Taxes	1,000.00	1982 Taxes Cancelled, Abated or Adjusted	
Environmental Inspection & Control	350.00			Transfer to Tax Title Liens or Foreclosed	
Other Public Safety		CAPITAL OUTLAY TOTAL		Balance Outstanding Dec. 31, 1982	895.10
PUBLIC WORKS				PRIOR YEARS TAXES OUTSTANDING	
Streets and Drainage	30,994.72	Public Enterprises		Balance January 1, 1982	1,359.11
Sewers and Sewage Processing		Recreation—Culture		Collected in 1982	715.46
Garbage and Trash Disposal		Public Works		Cancelled, Abated or Adjusted 1982	
Public Buildings and Grounds	4,250.00	Buildings and Grounds		Transfers to Tax Title Liens or Foreclosed	
Other Public Works		Library and Education		Balance December 31, 1982	643.65
HEALTH and WELFARE		Conservation		TAX TITLE LIENS OUTSTANDING	
Health Services Except Environmental	300.00	All Other		Balance January 1, 1982	980.59
Welfare-Public Assistance	3,350.00	CAPITAL DEBT AUTHORIZED, DECEMBER 31, 1982		Transfer From Taxes	
Hospitals, Clinics, First Aid		ISSUED AND UNISSUED GROSS DEBT NET DEBT		Redeemed in 1982	
Animal, Insect, & Rodent Control	300.00	School 14,800		Cancelled, Abated or Adjusted (1982)	
Other Welfare Services		Self-liquidating		Transfers to Foreclosed Property	
RECREATION and CONSERVATION		Other		Balance December 31, 1982	980.59
Beaches and Boardwalks		Total 14,800		PROPERTY ACQUIRED BY DEED OR	
Parks, Playgrounds, Shade Trees		ISSUED AND OUTSTANDING		FORECLOSURE	
Land Reclamation & Conservation		School 14,800.04		Balance January 1, 1982	3,080.00
Other Recreational Services		Self-Liquidating		Transfers From Taxes or Liens	
EDUCATION (excluding schools)		Other		Sale for Cash (1982)	
Libraries		Total 14,800.04		Cancelled, Abated or Adjusted (1982)	
Other Educational Services		EQUALIZED VALUATION BASIS	1,125,859	Balance December 31, 1982	3,080.00
STATUTORY EXPENDITURES		FOR NET DEBT COMPUTATION		CURRENT FINANCES DECEMBER 31, 1982	
Pensions & F. I. C. A.	7,546.08	REAL PROPERTY VALUATIONS		ASSETS	
Employee Fringe Benefits	2,000.00	Code Class # of Parcels % VAL'N		Cash Dec. 31, 1982	803,720.17
Other Statutory Expenditures	250.00	1 Vacant Land 26 7.90	37,890.00	Taxes Receivable	1,538.75
CETA And Other Public Employment Programs		2 Residential 20 33.57	161,040.00	Tax Title Liens	980.59
MUNICIPAL FUNCTIONS TOTAL	65,091.00	3 Farm 3 26.34	126,350.00	Foreclosed Property	3,080.00
CAPITAL IMPROVEMENTS *MEMO*		4a Commercial 2 32.20	154,470.00	Emergencies & Other Deferred Charges	
DEBT SERVICE		4b Industrial		State and Federal Aid Receivable	
Principal Payments		4c Apartments		Other Receivables	
Interest Payments		Total 51	479,750.00	Total	809,319.51
DEFERRED CHARGES	1.00	Land Area 24.10 Sq. Miles		LIABILITIES, RESERVES, AND SURPLUS	
SCHOOL, COUNTY, SPECIAL DISTRICT TAXES	9,017.96	Net Valuation Taxable-Municipal	540,136	Cash Liabilities	100,954.28
RESERVE FOR UNCOLLECTED TAXES	1,000.00	Net Valuation Taxable-County	1,479,717	Reserves for Receivables	5,599.34
EXPENDITURES TOTAL	95,109.96	State Equalized Valuation	1,138,234	Surplus Dec. 31, 1982	702,765.89
		State Equalization Ratio	44.51	Total	809,319.51

1981/3000

\*Includes County Health Service Taxes or County Vocational School Taxes. See Table 13.



1613

Population 1980 **10,025**  
 Population 1982 **10,262**  
 S & P Rating  
 Moody Rating **A**

General Tax Rate Per \$100.

6.27

State Equalized Tax Rate

2.40

**WANAQUE BOROUGH – PASSAIC COUNTY****Form of Government:****Borough Council****Number of Members on Governing Body – 6**

PER CAPITA:

Gross Debt **622.37**  
 Net Debt **212.03**  
 Debt Service **15.01**  
 Total Tax Levy **502.51**  
 Municipal Expenditures **212.44**

PER CENT:

Gross Debt **3.31**  
 Net Debt **1.13**  
 Tax Levy Collected **95.90**  
 Tax Levy Cancelled, Abated  
 or Adjusted **.04**

EXPENDITURES		REVENUES-REALIZED		1982 PROPERTY TAX	
GENERAL GOVERNMENT				STATE EQUALIZED TAX RATE	
Governing Body & Public Boards		1982 Property Taxes Collected	4,949,630.47	Local District School Taxes .89	1,917,697.00
Municipal Clerk		1982 Payments in Lieu of Taxes		Regional & Consolidated School Tax .51	1,098,999.07
Financial Administration	63,245.00	Delinquent Tax & Lien Collections	120,527.43	School Taxes in Municipal Budget	
Assessment of Taxes	7,530.00	Business Personalty Replacement Taxes	114,261.16	County Taxes .57	1,225,587.02
Collection of Taxes	32,051.00	Taxes from Public Utilities	409,190.00	County Library Taxes	
Planning, Housing & Development	14,840.00	Other Miscellaneous Tax Revenues		Local Municipal Purpose Taxes .42	891,020.00
Human Resources	10,050.00	State Aid Revenues	84,439.68	Veteran & Senior Citizen Taxes	101,575.00
Elections	9,750.00	Federal Aid Revenues		Total Taxes far Rate Computation 2.39	5,234,878.09
General Administration (other)	230,267.00	State and Local Fiscal Assistance Act Utilized	83,580.95	Special District Taxes	
JUDICIARY		Sale of Acquired Property	20,000.00	Bank Corp. Taxes	2,026.26
Municipal Courts	16,925.00	Other Miscellaneous Revenues	350,733.46	Added and Omitted Taxes	21,434.05
PUBLIC SAFETY		Total	6,132,363.15	Total Taxes Levied - ABSTRACT	5,156,763.40
Fire Protection	42,478.48	Prior Years Surplus Appropriated	180,000.00	Total Taxes Billed	5,161,335.52
Police Protection	536,625.35	REVENUES TOTAL	6,312,363.15	1982 TAXES COLLECTED	4,949,630.47
Civil Defense & Disaster Control	2,700.00	Reserve For Uncollected Taxes	202,696.61	1982 Taxes Cancelled, Abated or Adjusted	2,316.26
Environmental Inspection & Control	17,067.00	CAPITAL OUTLAY TOTAL	250,600.27	Transfer to Tax Title Liens or Foreclosed	5,603.84
Other Public Safety				Balance Outstanding Dec. 31, 1982	203,784.95
PUBLIC WORKS				PRIOR YEARS TAXES OUTSTANDING	
Streets and Drainage	191,870.00	Public Enterprises	24,624.66	Balance January 1, 1982	274,560.11
Sewers and Sewage Processing		Recreation—Culture	12,451.09	Collected in 1982	116,367.01
Garbage and Trash Disposal	206,117.00	Public Works	167,746.38	Cancelled, Abated or Adjusted 1982	4,431.58
Public Buildings and Grounds	37,000.00	Buildings and Grounds	45,778.14	Transfers to Tax Title Liens or Foreclosed	
Other Public Works		Library and Education		Balance December 31, 1982	153,761.52
HEALTH and WELFARE		Conservation		TAX TITLE LIENS OUTSTANDING	
Health Services Except Environmental	49,280.00	All Other		Balance January 1, 1982	55,331.55
Welfare-Public Assistance	2,950.00	CAPITAL DEBT AUTHORIZED, DECEMBER 31, 1982		Transfer From Taxes	5,603.84
Hospitals, Clinics, First Aid		ISSUED AND UNISSUED GROSS DEBT NET DEBT		Redeemed in 1982	4,160.42
Animal, Insect, & Rodent Control		School 3,708,979		Cancelled, Abated or Adjusted (1982)	
Other Welfare Services		Self-liquidating 805,000	304,292	Transfers to Foreclosed Property	
RECREATION and CONSERVATION		Other 1,872,777	1,871,577	Balance December 31, 1982	56,774.97
Beaches and Boardwalks		Total 6,386,756	2,175,869	PROPERTY ACQUIRED BY DEED OR FORECLOSURE	
Parks, Playgrounds, Shade Trees	25,100.00			Balance January 1, 1982	468,860.00
Land Reclamation & Conservation				Transfers From Taxes or Liens	
Other Recreational Services	1,200.00			Sale for Cash (1982)	
EDUCATION (excluding schools)				Cancelled, Abated or Adjusted (1982)	
Libraries	84,000.00	ISSUED AND OUTSTANDING		Balance December 31, 1982	468,860.00
Other Educational Services		School 3,708,579.09		CURRENT FINANCES DECEMBER 31, 1982	
STATUTORY EXPENDITURES		Self-Liquidating 805,000.00		ASSETS	
Pensions & F. I. C. A.	121,657.34	Other 1,264,587.00	5,778,566.09	Cash Dec. 31, 1982	866,819.74
Employee Fringe Benefits	54,950.00	Total		Taxes Receivable	357,546.47
Other Statutory Expenditures	5,000.00			Tax Title Liens	56,774.97
CETA And Other Public Employment Programs		EQUALIZED VALUATION BASIS		Foreclosed Property	468,860.00
MUNICIPAL FUNCTIONS TOTAL	1,762,653.17	FOR NET DEBT COMPUTATION	193,194,921	Emergencies & Other Deferred Charges	33,613.99
CAPITAL IMPROVEMENTS *MEMO*	14,000.00	REAL PROPERTY VALUATIONS		State and Federal Aid Receivable	4,057.20
DEBT SERVICE		Code Class # of Parcels % VAL'N ASSESSED VALUATION		Other Receivables	85,817.57
Principal Payments	50,000.00	1 Vacant Land 269 6.67	5,422,600.00	Total	1,873,489.94
Interest Payments	104,063.12	2 Residential 2608 79.54	64,634,900.00	LIABILITIES, RESERVES, AND SURPLUS	
DEFERRED CHARGES	60,644.88	3 Farm		Cash Liabilities	722,474.73
SCHOOL, COUNTY, SPECIAL DISTRICT TAXES	4,242,283.09	4a Commercial 107 7.80	6,336,100.00	Reserves for Receivables	968,999.01
RESERVE FOR UNCOLLECTED TAXES	202,696.61	4b Industrial 21 5.42	4,404,400.00	Surplus Dec. 31, 1982	182,016.20
EXPENDITURES TOTAL	6,422,340.87	4c Apartments 6 .57	463,800.00	Total	1,873,489.94
		Total 3011	81,261,800.00		
		Land Area 8.30 Sq. Miles			
		Net Valuation Taxable-Municipal	81,976,100		
		Net Valuation Taxable-County	199,124,970		
		State Equalized Valuation	213,330,208		
		State Equalization Ratio	38.22		

1924

Population 1980 7,268

Population 1982 7,438

S &amp; P Rating

Moody Rating BA1

General Tax Rate Per \$100.

2.46

State Equalized Tax Rate

2.61

## WANTAGE TOWNSHIP - SUSSEX COUNTY

## Form of Government:

## Township Committee

## Number of Members on Governing Body - 3

## PER CAPITA:

Gross Debt 592.08

Net Debt 114.00

Debt Service 30.59

Total Tax Levy 666.36

Municipal Expenditures 217.82

## PER CENT:

Gross Debt 2.67

Net Debt .51

Tax Levy Collected 90.63

Tax Levy Cancelled, Abated

or Adjusted

EXPENDITURES		REVENUES-REALIZED		1982 PROPERTY TAX	
<b>GENERAL GOVERNMENT</b>				STATE EQUALIZED TAX RATE →	
Governing Body & Public Boards		1982 Property Taxes Collected	4,490,539.03	Local District School Taxes	
Municipal Clerk		1982 Payments in Lieu of Taxes		Regional & Consolidated School Tax	1.73 3,280,757.37
Financial Administration	21,549.10	Delinquent Tax & Lien Collections	352,846.20	School Taxes in Municipal Budget	
Assessment of Taxes	44,612.50	Business Personalty Replacement Taxes	99,519.12	County Taxes	.59 * 1,112,278.49
Collection of Taxes	37,772.80	Taxes from Public Utilities	333,499.00	County Library Taxes	.03 62,103.84
Planning, Housing & Development	5,860.08	Other Miscellaneous Tax Revenues		Local Municipal Purpose Taxes	.25 480,693.19
Human Resources		State Aid Revenues	37,158.63	Veteran & Senior Citizen Taxes	65,400.00
Elections	1,357.11	Federal Aid Revenues		Total Taxes for Rate Computation	2.60 5,001,232.89
General Administration (other)	139,288.15	State and Local Fiscal Assistance Act Utilized	51,779.00	Special District Taxes	
<b>JUDICIARY</b>		Sale of Acquired Property		Bank Corp. Taxes	1,808.85
Municipal Courts	17,950.00	Other Miscellaneous Revenues	217,296.02	Added and Omitted Taxes	18,729.52
<b>PUBLIC SAFETY</b>		Total	5,582,637.00	Total Taxes Levied - ABSTRACT	4,956,371.26
Fire Protection	74,900.00	Prior Years Surplus Appropriated	350,000.00	Total Taxes Billed	4,954,562.41
Police Protection	7,500.00	REVENUES TOTAL	5,932,637.00	1982 TAXES COLLECTED	4,490,539.03
Civil Defense & Disaster Control	300.00	Reserve For Uncollected Taxes	472,000.00	1982 Taxes Cancelled, Abated or Adjusted	
Environmental Inspection & Control	18,208.87	<b>CAPITAL OUTLAY TOTAL</b>	156,705.24	Transfer to Tax Title Liens or Foreclosed	
Other Public Safety				Balance Outstanding Dec. 31, 1982	464,023.38
<b>PUBLIC WORKS</b>				<b>PRIOR YEARS TAXES OUTSTANDING</b>	
Streets and Drainage	305,534.86	Public Enterprises		Balance January 1, 1982	353,813.76
Sewers and Sewage Processing		Recreation—Culture		Collected in 1982	314,150.25
Garbage and Trash Disposal		Public Works	193,587.24	Cancelled, Abated or Adjusted 1982	
Public Buildings and Grounds	25,351.92	Buildings and Grounds	3,118.00	Transfers to Tax Title Liens or Foreclosed	
Other Public Works		Library and Education		Balance December 31, 1982	39,663.51
<b>HEALTH and WELFARE</b>		Conservation		<b>TAX TITLE LIENS OUTSTANDING</b>	
Health Services Except Environmental	37,002.02	All Other		Balance January 1, 1982	330,900.64
Welfare-Public Assistance	3,150.00	<b>CAPITAL DEBT AUTHORIZED, DECEMBER 31, 1982</b>		Transfer From Taxes	
Hospitals, Clinics, First Aid	6,500.00	<b>ISSUED AND UNISSUED GROSS DEBT NET DEBT</b>		Redeemed in 1982	38,695.95
Animal, Insect, & Rodent Control	13,505.00	School 3,555,936		Cancelled, Abated or Adjusted (1982)	
Other Welfare Services		Self-liquidating 847,950	847,950	Transfers to Foreclosed Property	
<b>RECREATION and CONSERVATION</b>		Other 4,403,886	847,950	Balance December 31, 1982	292,204.69
Beaches and Boardwalks		<b>ISSUED AND OUTSTANDING</b>		<b>PROPERTY ACQUIRED BY DEED OR FORECLOSURE</b>	
Parks, Playgrounds, Shade Trees		School 1,141,212.87		Balance January 1, 1982	
Land Reclamation & Conservation		Self-Liquidating 435,000.00		Transfers From Taxes or Liens	
Other Recreational Services	8,749.69	Other 1,576,212.87		Sale for Cash (1982)	
<b>EDUCATION (excluding schools)</b>		Total		Cancelled, Abated or Adjusted (1982)	
Libraries	3,500.00	<b>EQUALIZED VALUATION BASIS</b>		Balance December 31, 1982	
Other Educational Services		<b>FOR NET DEBT COMPUTATION</b>	164,929,076	<b>CURRENT FINANCES DECEMBER 31, 1982</b>	
<b>STATUTORY EXPENDITURES</b>		<b>REAL PROPERTY VALUATIONS</b>		<b>ASSETS</b>	
Pensions & F. I. C. A.	53,040.00	Code Class # of Parcels % VAL'N ASSESSED VALUATION		Cash Dec. 31, 1982	448,829.68
Employee Fringe Benefits	35,112.90	1 Vacant Land 1277 8.25 15,118,200.00		Taxes Receivable	503,686.89
Other Statutory Expenditures	5,500.00	2 Residential 1936 65.06 119,200,250.00		Tax Title Liens	292,204.69
<b>CETA And Other Public Employment Programs</b>		3 Farm 1211 15.30 28,032,600.00		Foreclosed Property	
<b>MUNICIPAL FUNCTIONS TOTAL</b>	866,245.00	4a Commercial 102 10.21 18,701,300.00		Emergencies & Other Deferred Charges	62,400.00
<b>CAPITAL IMPROVEMENTS *MEMO*</b>	15,000.00	4b Industrial 2 .14 252,825.00		State and Federal Aid Receivable	2,826.33
<b>DEBT SERVICE</b>		4c Apartments 3 1.04 1,503,000.00		Other Receivables	280,598.37
Principal Payments	25,000.00	Total 4531 183,208,175.00		Total	1,590,545.96
Interest Payments	202,527.50			<b>LIABILITIES, RESERVES, AND SURPLUS</b>	
<b>DEFERRED CHARGES</b>	54,375.00	Land Area 68.15 Sq. Miles		Cash Liabilities	52,296.61
<b>SCHOOL, COUNTY, SPECIAL DISTRICT TAXES</b>	4,455,139.70	Net Valuation Taxable-Municipal	200,854,565	Reserves for Receivables	1,076,489.95
<b>RESERVE FOR UNCOLLECTED TAXES</b>	472,000.00	Net Valuation Taxable-County	190,772,602	Surplus Dec. 31, 1982	461,759.40
<b>EXPENDITURES TOTAL</b>	6,075,287.20	State Equalized Valuation	190,533,221	Total	1,590,545.96
		State Equalization Ratio	105.97		



1820

Population 1980 9,805  
 Population 1982 9,865  
 S & P Rating  
 Moody Rating A1

General Tax Rate Per \$100.

2.02

State Equalized Tax Rate

2.08

## WARREN TOWNSHIP - SOMERSET COUNTY

## Form of Government:

## Township Committee

## Number of Members on Governing Body - 5

## PER CAPITA:

Gross Debt 531.82  
 Net Debt 190.89  
 Debt Service 38.75  
 Total Tax Levy 905.46  
 Municipal Expenditures 341.03

## PER CENT:

Gross Debt 1.34  
 Net Debt .48  
 Tax Levy Collected 94.52  
 Tax Levy Cancelled, Abated or Adjusted .03

EXPENDITURES		REVENUES-REALIZED		1982 PROPERTY TAX	
GENERAL GOVERNMENT		1982 Property Taxes Collected		STATE EQUALIZED TAX RATE	
Governing Body & Public Boards			8,478,821.14	Local District School Taxes	.79
Municipal Clerk				Regional & Consolidated School Tax	.50
Financial Administration	36,996.00	1982 Payments in Lieu of Taxes		School Taxes in Municipal Budget	
Assessment of Taxes	28,654.00	Delinquent Tax & Lien Collections	417,188.08	County Taxes	.45
Collection of Taxes	51,383.00	Business Personalty Replacement Taxes	130,156.20	County Library Taxes	.03
Planning, Housing & Development	62,318.42	Taxes from Public Utilities	756,516.00	Local Municipal Purpose Taxes	.30
Human Resources		Other Miscellaneous Tax Revenues		Veteran & Senior Citizen Taxes	
Elections	1,450.00	State Aid Revenues	87,898.84	Total Taxes for Rate Computation	2.07
General Administration (other)	406,944.53	Federal Aid Revenues		Special District Taxes	
JUDICIARY		State and Local Fiscal Assistance Act Utilized	66,279.12	Bank Corp. Taxes	11,894.17
Municipal Courts	35,151.00	Sale of Acquired Property		Added and Omitted Taxes	18,376.07
PUBLIC SAFETY		Other Miscellaneous Revenues	489,962.66	Total Taxes Levied - ABSTRACT	8,932,373.57
Fire Protection	243,736.20	Total	10,466,822.04	Total Taxes Billed	8,970,508.93
Police Protection	501,816.12	Prior Years Surplus Appropriated	320,000.00	1982 TAXES COLLECTED	8,478,821.14
Civil Defense & Disaster Control	500.00	REVENUES TOTAL	10,786,822.04	1982 Taxes Cancelled, Abated or Adjusted	2,255.31
Environmental Inspection & Control	38,022.87	Reserve For Uncollected Taxes	519,633.31	Transfer to Tax Title Liens or Foreclosed	40,376.39
Other Public Safety		CAPITAL OUTLAY TOTAL	116,048.44	Balance Outstanding Dec. 31, 1982	449,056.09
PUBLIC WORKS				PRIOR YEARS TAXES OUTSTANDING	
Streets and Drainage	454,981.50	Public Enterprises		Balance January 1, 1982	350,208.11
Sewers and Sewage Processing	14,977.00	Recreation—Culture		Collected in 1982	324,133.53
Garbage and Trash Disposal		Public Works	116,048.44	Cancelled, Abated or Adjusted 1982	
Public Buildings and Grounds	118,595.48	Buildings and Grounds		Transfers to Tax Title Liens or Foreclosed	13,369.23
Other Public Works	14,000.00	Library and Education		Balance December 31, 1982	52,705.35
HEALTH and WELFARE		Conservation		TAX TITLE LIENS OUTSTANDING	
Health Services Except Environmental	42,319.00	All Other		Balance January 1, 1982	155,603.87
Welfare-Public Assistance	4,010.00	CAPITAL DEBT AUTHORIZED, DECEMBER 31, 1982		Transfer From Taxes	55,804.69
Hospitals, Clinics, First Aid		ISSUED AND UNISSUED GROSS DEBT NET DEBT		Redeemed in 1982	93,054.55
Animal, Insect, & Rodent Control	87,000.00	School 2,969,308		Cancelled, Abated or Adjusted (1982)	
Other Welfare Services		Self-liquidating 2,277,084	1,883,084	Transfers to Foreclosed Property	
RECREATION and CONSERVATION		Other 5,246,392	1,883,084	Balance December 31, 1982	118,354.01
Beaches and Boardwalks		Total		PROPERTY ACQUIRED BY DEED OR FORECLOSURE	
Parks, Playgrounds, Shade Trees		ISSUED AND OUTSTANDING		Balance January 1, 1982	218,450.00
Land Reclamation & Conservation	2,924.20	School 2,569,308.83		Transfers From Taxes or Liens	
Other Recreational Services	22,000.00	Self-Liquidating 2,249,306.00		Sale for Cash (1982)	
EDUCATION (excluding schools)		Other 5,218,614.83		Cancelled, Abated or Adjusted (1982)	
Libraries		Total		Balance December 31, 1982	218,450.00
Other Educational Services	12,786.87	EQUALIZED VALUATION BASIS		CURRENT FINANCES DECEMBER 31, 1982	
STATUTORY EXPENDITURES		FOR NET DEBT COMPUTATION	390,641,088	ASSETS	
Pensions & F. I. C. A.	167,096.18	REAL PROPERTY VALUATIONS		Cash Dec. 31, 1982	1,034,500.35
Employee Fringe Benefits	45,000.00	Code Class # of Parcels % VAL'N		Taxes Receivable	501,761.44
Other Statutory Expenditures		1 Vacant Land 757 5.20	22,913,400.00	Tax Title Liens	118,354.01
CETA And Other Public Employment Programs		2 Residential 2871 82.83	364,956,500.00	Foreclosed Property	218,450.00
MUNICIPAL FUNCTIONS TOTAL	2,432,662.37	3 Farm 150 1.80	7,512,500.00	Emergencies & Other Deferred Charges	39,301.10
CAPITAL IMPROVEMENTS *MEMO*	25,000.00	4a Commercial 75 5.30	23,363,200.00	State and Federal Aid Receivable	16,748.00
DEBT SERVICE		4b Industrial 14 4.87	21,468,400.00	Other Receivables	80,761.27
Principal Payments	226,240.00	4c Apartments		Total	2,009,876.17
Interest Payments	156,051.23	Total 3867	440,614,000.00	LIABILITIES, RESERVES, AND SURPLUS	
DEFERRED CHARGES	29,716.34	Land Area 19.60 Sq. Miles		Cash Liabilities	402,325.75
SCHOOL, COUNTY, SPECIAL DISTRICT TAXES	7,602,874.33	Net Valuation Taxable-Municipal	442,493,130	Reserves for Receivables	919,326.72
RESERVE FOR UNCOLLECTED TAXES	519,633.31	Net Valuation Taxable-County	412,249,424	Surplus Dec. 31, 1982	688,223.70
EXPENDITURES TOTAL	10,567,177.58	State Equalized Valuation	429,618,184	Total	2,009,876.17
		State Equalization Ratio	103.01		

Population 1980 **6,429**  
 Population 1982 **6,479**  
 S & P Rating  
 Moody Rating **BAA**

General Tax Rate Per \$100. **3.20**  
 State Equalized Tax Rate **2.74**

# WASHINGTON BOROUGH - WARREN CO.

## Form of Government:

### Council-Manager Plan E (OMCL 50)

## Number of Members on Governing Body - 7

## PER CAPITA:

Gross Debt **383.93**  
 Net Debt **270.23**  
 Debt Service **27.44**  
 Total Tax Levy **489.08**  
 Municipal Expenditures **295.40**

## PER CENT:

Gross Debt **2.23**  
 Net Debt **1.57**  
 Tax Levy Collected **93.13**  
 Tax Levy Cancelled, Abated or Adjusted **1.09**

EXPENDITURES		REVENUES-REALIZED		1982 PROPERTY TAX	
<b>GENERAL GOVERNMENT</b>				<b>STATE EQUALIZED TAX RATE</b>	
Governing Body & Public Boards		1982 Property Taxes Collected	<b>2,936,660.34</b>	Local District School Taxes	<b>.82</b>
Municipal Clerk		1982 Payments in Lieu of Taxes		Regional & Consolidated School Tax	<b>.75</b>
Financial Administration	<b>10,387.00</b>	Delinquent Tax & Lien Collections	<b>154,304.91</b>	School Taxes in Municipal Budget	
Assessment of Taxes	<b>14,503.43</b>	Business Personality Replacement Taxes	<b>121,519.44</b>	County Taxes	<b>.62</b>
Collection of Taxes	<b>21,687.44</b>	Taxes from Public Utilities	<b>306,046.00</b>	County Library Taxes	
Planning, Housing & Development	<b>14,123.72</b>	Other Miscellaneous Tax Revenues		Local Municipal Purpose Taxes	<b>.45</b>
Human Resources		State Aid Revenues	<b>59,959.62</b>	Veteran & Senior Citizen Taxes	
Elections	<b>963.23</b>	Federal Aid Revenues		Total Taxes for Rate Computation	<b>2.73</b>
General Administration (other)	<b>204,417.17</b>	State and Local Fiscal Assistance Act Utilized	<b>69,164.95</b>	Special District Taxes	
<b>JUDICIARY</b>		Sale of Acquired Property		Bank Corp. Taxes	<b>18,328.21</b>
Municipal Courts	<b>37,399.90</b>	Other Miscellaneous Revenues	<b>335,578.30</b>	Added and Omitted Taxes	<b>17,267.83</b>
<b>PUBLIC SAFETY</b>		Total	<b>4,023,233.56</b>	Total Taxes Levied - ABSTRACT	<b>3,168,769.12</b>
Fire Protection	<b>36,769.91</b>	Prior Years Surplus Appropriated	<b>505,000.00</b>	Total Taxes Billed	<b>3,153,421.49</b>
Police Protection	<b>330,485.07</b>	REVENUES TOTAL	<b>4,528,233.56</b>	1982 TAXES COLLECTED	<b>2,936,660.34</b>
Civil Defense & Disaster Control	<b>2,825.00</b>	Reserve For Uncollected Taxes	<b>303,715.07</b>	1982 Taxes Cancelled, Abated or Adjusted	<b>34,402.10</b>
Environmental Inspection & Control		CAPITAL OUTLAY TOTAL	<b>531,924.62</b>	Transfer to Tax Title Liens or Foreclosed	<b>4,176.00</b>
Other Public Safety				Balance Outstanding Dec. 31, 1982	<b>178,183.05</b>
<b>PUBLIC WORKS</b>		Public Enterprises		<b>PRIOR YEARS TAXES OUTSTANDING</b>	
Streets and Drainage	<b>183,012.58</b>	Recreation—Culture	<b>47,374.25</b>	Balance January 1, 1982	<b>179,721.28</b>
Sewers and Sewage Processing	<b>138,127.63</b>	Public Works	<b>262,548.20</b>	Collected in 1982	<b>178,271.48</b>
Garbage and Trash Disposal	<b>182,079.46</b>	Buildings and Grounds		Cancelled, Abated or Adjusted 1982	<b>5.14</b>
Public Buildings and Grounds	<b>39,932.35</b>	Library and Education	<b>222,002.17</b>	Transfers to Tax Title Liens or Foreclosed	<b>317.90</b>
Other Public Works		Conservation		Balance December 31, 1982	<b>1,126.76</b>
<b>HEALTH and WELFARE</b>		All Other		<b>TAX TITLE LIENS OUTSTANDING</b>	
Health Services Except Environmental	<b>2,127.88</b>	CAPITAL DEBT AUTHORIZED, DECEMBER 31, 1982		Balance January 1, 1982	<b>45,711.73</b>
Welfare-Public Assistance	<b>1,900.00</b>	ISSUED AND UNISSUED		Transfer From Taxes	<b>4,579.41</b>
Hospitals, Clinics, First Aid		School	<b>736,652</b>	Redeemed in 1982	<b>16,033.43</b>
Animal, Insect, & Rodent Control	<b>1,500.00</b>	Self-liquidating		Cancelled, Abated or Adjusted (1982)	
Other Welfare Services		Other	<b>1,750,838</b>	Transfers to Foreclosed Property	
<b>RECREATION and CONSERVATION</b>		Total	<b>2,487,490</b>	Balance December 31, 1982	<b>34,257.71</b>
Beaches and Boardwalks		ISSUED AND OUTSTANDING		<b>PROPERTY ACQUIRED BY DEED OR FORECLOSURE</b>	
Parks, Playgrounds, Shade Trees	<b>31,135.45</b>	School	<b>736,652.53</b>	Balance January 1, 1982	<b>5,500.00</b>
Land Reclamation & Conservation		Self-Liquidating		Transfers From Taxes or Liens	
Other Recreational Services	<b>2,000.00</b>	Other	<b>465,500.00</b>	Sale for Cash (1982)	
<b>EDUCATION (excluding schools)</b>		Total	<b>1,202,152.53</b>	Cancelled, Abated or Adjusted (1982)	
Libraries	<b>55,306.22</b>	EQUALIZED VALUATION BASIS		Balance December 31, 1982	<b>5,500.00</b>
Other Educational Services		FOR NET DEBT COMPUTATION	<b>111,609,616</b>	<b>CURRENT FINANCES DECEMBER 31, 1982</b>	
<b>STATUTORY EXPENDITURES</b>		REAL PROPERTY VALUATIONS		<b>ASSETS</b>	
Pensions & F. I. C. A.	<b>81,240.35</b>	Code Class # of Parcels % VAL'N		Cash Dec. 31, 1982	<b>1,351,571.20</b>
Employee Fringe Benefits	<b>26,775.64</b>	1 Vacant Land 151 1.75	<b>1,663,400.00</b>	Taxes Receivable	<b>179,309.81</b>
Other Statutory Expenditures	<b>6,200.00</b>	2 Residential 1601 64.76	<b>61,431,500.00</b>	Tax Title Liens	<b>34,257.71</b>
CETA And Other Public Employment Programs		3 Farm 3 .03	<b>30,200.00</b>	Foreclosed Property	<b>5,500.00</b>
<b>MUNICIPAL FUNCTIONS</b>		4a Commercial 170 18.02	<b>17,095,600.00</b>	Emergencies & Other Deferred Charges	<b>82,824.16</b>
<b>CAPITAL IMPROVEMENTS</b>	<b>*MEMO*</b>	4b Industrial 14 8.22	<b>7,753,300.00</b>	State and Federal Aid Receivable	
<b>DEBT SERVICE</b>		4c Apartments 12 7.22	<b>6,849,700.00</b>	Other Receivables	<b>352,423.48</b>
Principal Payments	<b>108,959.83</b>	Total 1951	<b>94,863,700.00</b>	Total	<b>2,005,886.36</b>
Interest Payments	<b>68,834.31</b>	Land Area 1.90 Sq. Miles		<b>LIABILITIES, RESERVES, AND SURPLUS</b>	
<b>DEFERRED CHARGES</b>	<b>7,497.70</b>	Net Valuation Taxable-Municipal	<b>98,003,706</b>	Cash Liabilities	<b>1,147,093.06</b>
<b>SCHOOL, COUNTY, SPECIAL DISTRICT TAXES</b>	<b>2,572,745.30</b>	Net Valuation Taxable-County	<b>122,175,142</b>	Reserves for Receivables	<b>571,491.00</b>
<b>RESERVE FOR UNCOLLECTED TAXES</b>	<b>303,715.07</b>	State Equalized Valuation	<b>114,088,202</b>	Surplus Dec. 31, 1982	<b>287,302.30</b>
<b>EXPENDITURES</b>		State Equalization Ratio	<b>85.55</b>	Total	<b>2,005,886.36</b>
<b>TOTAL</b>	<b>4,486,655.64</b>				



0266

Population 1980 9,550  
 Population 1982 9,635  
 S & P Rating AAA  
 Moody Rating BAA1

General Tax Rate Per \$100.

3.39  
 State Equalized Tax Rate  
 2.35

## WASHINGTON TOWNSHIP - BERGEN CO.

## Form of Government:

Mayor-Council Plan E (OMCL 50)

Number of Members on Governing Body - 5

## PER CAPITA:

Gross Debt 1,117.86  
 Net Debt 916.38  
 Debt Service 100.44  
 Total Tax Levy 782.11  
 Municipal Expenditures 380.91

## PER CENT:

Gross Debt 3.73  
 Net Debt 3.06  
 Tax Levy Collected 98.18  
 Tax Levy Cancelled, Abated or Adjusted .02

EXPENDITURES		REVENUES-REALIZED		1982 PROPERTY TAX	
GENERAL GOVERNMENT		1982 Property Taxes Collected		STATE EQUALIZED TAX RATE	
Governing Body & Public Boards	20,312.00	7,407,956.02		Local District School Taxes	
Municipal Clerk	33,360.00	1982 Payments in Lieu of Taxes		Regional & Consolidated School Tax	
Financial Administration	87,293.00	Delinquent Tax & Lien Collections		School Taxes in Municipal Budget	
Assessment of Taxes		135,032.42		County Taxes	
Collection of Taxes		24,534.92		County Library Taxes	
Planning, Housing & Development	9,840.00	Taxes from Public Utilities		Local Municipal Purpose Taxes	
Human Resources		537,606.00		Veteran & Senior Citizen Taxes	
Elections	1,950.00	Other Miscellaneous Tax Revenues		Total Taxes for Rate Computation	
General Administration (other)	599,130.89	State Aid Revenues		Special District Taxes	
JUDICIARY		Federal Aid Revenues		Bank Corp. Taxes	
Municipal Courts	29,572.00	State and Local Fiscal Assistance Act Utilized		Added and Omitted Taxes	
PUBLIC SAFETY		Sale of Acquired Property		Total Taxes Levied - ABSTRACT	
Fire Protection	169,906.29	Other Miscellaneous Revenues		Total Taxes Billed	
Police Protection	741,976.00	Prior Years Surplus Appropriated		1982 TAXES COLLECTED	
Civil Defense & Disaster Control		REVENUES		1982 Taxes Cancelled, Abated or Adjusted	
Environmental Inspection & Control	22,025.00	Reserve For Uncollected Taxes		Transfer to Tax Title Liens or Foreclosed	
Other Public Safety		CAPITAL OUTLAY		Balance Outstanding Dec. 31, 1982	
PUBLIC WORKS		TOTAL		PRIOR YEARS TAXES OUTSTANDING	
Streets and Drainage	68,768.00	Public Enterprises		Balance January 1, 1982	
Sewers and Sewage Processing	138,328.00	Recreation—Culture		Collected in 1982	
Garbage and Trash Disposal	3,999.00	Public Works		Cancelled, Abated or Adjusted 1982	
Public Buildings and Grounds		Buildings and Grounds		Transfers to Tax Title Liens or Foreclosed	
Other Public Works	19,924.00	Library and Education		Balance December 31, 1982	
HEALTH and WELFARE		Conservation		TAX TITLE LIENS OUTSTANDING	
Health Services Except Environmental	102,325.00	All Other		Balance January 1, 1982	
Welfare-Public Assistance	975.00	CAPITAL DEBT AUTHORIZED, DECEMBER 31, 1982		Transfer From Taxes	
Hospitals, Clinics, First Aid	1,400.00	ISSUED AND UNISSUED		Redeemed in 1982	
Animal, Insect, & Rodent Control	22,643.45	GROSS DEBT		Cancelled, Abated or Adjusted (1982)	
Other Welfare Services		NET DEBT		Transfers to Foreclosed Property	
RECREATION and CONSERVATION		SCHOOL		Balance December 31, 1982	
Beaches and Boardwalks		Self-Liquidating		PROPERTY ACQUIRED BY DEED OR	
Parks, Playgrounds, Shade Trees	175.00	Other		FORECLOSURE	
Land Reclamation & Conservation		Total		Balance January 1, 1982	
Other Recreational Services	56,129.00	ISSUED AND OUTSTANDING		Transfers From Taxes or Liens	
EDUCATION (excluding schools)		SCHOOL		Sale for Cash (1982)	
Libraries	173,206.71	Self-Liquidating		Cancelled, Abated or Adjusted (1982)	
Other Educational Services		Other		Balance December 31, 1982	
STATUTORY EXPENDITURES		Total		CURRENT FINANCES DECEMBER 31, 1982	
Pensions & F. I. C. A.	160,402.11	EQUALIZED VALUATION BASIS		ASSETS	
Employee Fringe Benefits	57,085.11	FOR NET DEBT COMPUTATION		Cash Dec. 31, 1982	
Other Statutory Expenditures	5,000.00	REAL PROPERTY VALUATIONS		Taxes Receivable	
CETA And Other Public Employment Programs		Code Class # of Parcels % VAL'N		Tax Title Liens	
MUNICIPAL FUNCTIONS		1 Vacant Land 267 2.58		Foreclosed Property	
CAPITAL IMPROVEMENTS	100,000.00	2 Residential 2874 94.11		Emergencies & Other Deferred Charges	
DEBT SERVICE		3 Farm 1		State and Federal Aid Receivable	
Principal Payments	427,961.29	4a Commercial 20 3.31		Other Receivables	
Interest Payments	539,775.91	4b Industrial		Total	
DEFERRED CHARGES		4c Apartments		LIABILITIES, RESERVES, AND SURPLUS	
SCHOOL, COUNTY, SPECIAL DISTRICT TAXES	11,943.68	Total 3162		Cash Liabilities	
RESERVE FOR UNCOLLECTED TAXES	5,416,995.58	Land Area 2.87 Sq. Miles		Reserves for Receivables	
EXPENDITURES	9,087,107.72	Net Valuation Taxable-Municipal		Surplus Dec. 31, 1982	
		Net Valuation Taxable-County		Total	
		State Equalized Valuation			
		State Equalization Ratio			

0336

Population 1980 808  
 Population 1982 819  
 S & P Rating  
 Moody Rating

General Tax Rate Per \$100.

4.49  
 State Equalized Tax Rate  
 1.87

## WASHINGTON TWP. - BURLINGTON CO.

## Form of Government:

## Township Committee

Number of Members on Governing Body - 3

## PER CAPITA:

Gross Debt  
 Net Debt  
 Debt Service  
 Total Tax Levy 625.77  
 Municipal Expenditures 254.49

## PER CENT:

Gross Debt  
 Net Debt  
 Tax Levy Collected 90.53  
 Tax Levy Cancelled, Abated  
 or Adjusted

EXPENDITURES		REVENUES-REALIZED		1982 PROPERTY TAX	
GENERAL GOVERNMENT				STATE EQUALIZED TAX RATE →	
Governing Body & Public Boards		1982 Property Taxes Collected	463,986.09	Local District School Taxes 1.32	359,148.00
Municipal Clerk		1982 Payments in Lieu of Taxes		Regional & Consolidated School Tax	
Financial Administration	3,900.00	Delinquent Tax & Lien Collections	32,765.33	School Taxes in Municipal Budget	
Assessment of Taxes	8,500.00	Business Personalty Replacement Taxes	23,295.00	County Taxes .53	143,549.93
Collection of Taxes	4,600.00	Taxes from Public Utilities	41,845.00	County Library Taxes .03	7,871.48
Planning, Housing & Development	10,400.00	Other Miscellaneous Tax Revenues		Local Municipal Purpose Taxes	
Human Resources		State Aid Revenues	4,651.58	Veteran & Senior Citizen Taxes	12,225.00
Elections		Federal Aid Revenues		Total Taxes for Rate Computation 1.88	522,794.41
General Administration (other)	24,075.00	State and Local Fiscal Assistance Act Utilized	10,343.00	Special District Taxes	
JUDICIARY		Sale of Acquired Property		Bank Corp. Taxes	
Municipal Courts	4,900.00	Other Miscellaneous Revenues	46,803.29	Added and Omitted Taxes	1,934.76
PUBLIC SAFETY		Total	623,689.29	Total Taxes Levied - ABSTRACT	512,504.17
Fire Protection	13,000.00	Prior Years Surplus Appropriated	111,000.00	Total Taxes Billed	512,504.17
Police Protection	6,500.00	REVENUES TOTAL	734,689.29	1982 TAXES COLLECTED	463,986.09
Civil Defense & Disaster Control	200.00	Reserve For Uncollected Taxes	68,250.00	1982 Taxes Cancelled, Abated or Adjusted	
Environmental Inspection & Control	50.00	CAPITAL OUTLAY TOTAL		Transfer to Tax Title Liens or Foreclosed	
Other Public Safety		Public Enterprises		Balance Outstanding Dec. 31, 1982	48,518.08
PUBLIC WORKS		Recreation—Culture		PRIOR YEARS TAXES OUTSTANDING	
Streets and Drainage	34,500.00	Public Works		Balance January 1, 1982	35,275.76
Sewers and Sewage Processing		Buildings and Grounds		Collected in 1982	32,382.95
Garbage and Trash Disposal	21,000.00	Library and Education		Cancelled, Abated or Adjusted 1982	
Public Buildings and Grounds	1,500.00	Conservation		Transfers to Tax Title Liens or Foreclosed	
Other Public Works		All Other		Balance December 31, 1982	2,892.81
HEALTH and WELFARE		CAPITAL DEBT AUTHORIZED, DECEMBER 31, 1982		TAX TITLE LIENS OUTSTANDING	
Health Services Except Environmental	200.00	ISSUED AND UNISSUED GROSS DEBT NET DEBT		Balance January 1, 1982	6,534.99
Welfare-Public Assistance	1,000.00	School		Transfer From Taxes	
Hospitals, Clinics, First Aid		Self-liquidating		Redeemed in 1982	382.38
Animal, Insect, & Rodent Control	3,450.00	Other		Cancelled, Abated or Adjusted (1982)	
Other Welfare Services		Total		Transfers to Foreclosed Property	
RECREATION and CONSERVATION		ISSUED AND OUTSTANDING		Balance December 31, 1982	6,152.61
Beaches and Boardwalks		School		PROPERTY ACQUIRED BY DEED OR	
Parks, Playgrounds, Shade Trees		Self-Liquidating		FORECLOSURE	
Land Reclamation & Conservation		Other		Balance January 1, 1982	
Other Recreational Services		Total		Transfers From Taxes or Liens	
EDUCATION (excluding schools)		EQUALIZED VALUATION BASIS		Sale for Cash (1982)	
Libraries		FOR NET DEBT COMPUTATION	24,069,239	Cancelled, Abated or Adjusted (1982)	
Other Educational Services		REAL PROPERTY VALUATIONS		Balance December 31, 1982	
STATUTORY EXPENDITURES		Code Class # of Parcels % VAL'N ASSESSED VALUATION		CURRENT FINANCES DECEMBER 31, 1982	
Pensions & F. I. C. A.	2,200.00	1 Vacant Land 280 12.48	1,364,725.00	ASSETS	
Employee Fringe Benefits		2 Residential 303 57.87	6,325,900.00	Cash Dec. 31, 1982	395,734.41
Other Statutory Expenditures	200.00	3 Farm 85 11.52	1,259,975.00	Taxes Receivable	51,400.99
CETA And Other Public Employment Programs		4a Commercial 13 5.02	549,050.00	Tax Title Liens	6,152.61
MUNICIPAL FUNCTIONS TOTAL	140,175.00	4b Industrial 8 13.09	1,431,300.00	Foreclosed Property	
CAPITAL IMPROVEMENTS *MEMO*		4c Apartments		Emergencies & Other Deferred Charges	
DEBT SERVICE		Total 689 10,930,950.00		State and Federal Aid Receivable	1,083.85
Principal Payments		Land Area 107.32 Sq. Miles		Other Receivables	516.44
Interest Payments		Net Valuation Taxable-Municipal	11,378,277	Total	454,888.30
DEFERRED CHARGES		Net Valuation Taxable-County	23,753,892	LIABILITIES, RESERVES, AND SURPLUS	
SCHOOL, COUNTY, SPECIAL DISTRICT TAXES	510,569.41	State Equalized Valuation	26,629,243	Cash Liabilities	216,879.86
RESERVE FOR UNCOLLECTED TAXES	68,250.00	State Equalization Ratio	41.75	Reserves for Receivables	58,070.04
EXPENDITURES TOTAL	718,994.41			Surplus Dec. 31, 1982	179,938.40
				Total	454,888.30



General Tax Rate Per \$100.	2.83
State Equalized Tax Rate	2.19

**WASHINGTON TWP. – GLOUCESTER CO.**

**Form of Government:**

## Township Committee

**Number of Members on Governing Body – 5**

PER CAPITA:

Gross Debt	434.62
Net Debt	23.03
Debt Service	10.25
Total Tax Levy	464.00
Municipal Expenditures	169.83

PER CENT:

Gross Debt	2.46
Net Debt	.13
Tax Levy Collected	95.67
Tax Levy Cancelled, Abated or Adjusted	.14

EXPENDITURES		REVENUES-REALIZED		1982 PROPERTY TAX	
GENERAL GOVERNMENT				STATE EQUALIZED TAX RATE $\rightarrow$	
Governing Body & Public Boards	22,950.00	1982 Property Taxes Collected	13,114,914.71	Local District School Taxes	1.32
Municipal Clerk	39,658.08	1982 Payments in Lieu of Taxes	10,680.00	Regional & Consolidated School Tax	
Financial Administration	46,187.81	Delinquent Tax & Lien Collections	562,126.69	School Taxes in Municipal Budget	
Assessment of Taxes	37,206.24	Business Personalty Replacement Taxes	106,319.64	County Taxes	.59
Collection of Taxes	46,077.23	Taxes from Public Utilities	1,671,266.00	County Library Taxes	.02
Planning, Housing & Development	15,025.00	Other Miscellaneous Tax Revenues		Local Municipal Purpose Taxes	.26
Human Resources		State Aid Revenues	213,745.71	Veteran & Senior Citizen Taxes	
Elections	6,492.70	Federal Aid Revenues		Total Taxes for Rate Computation	2.19
General Administration (other)	499,311.63	State and Local Fiscal Assistance Act Utilized	164,921.99	Special District Taxes	
JUDICIARY		Sale of Acquired Property		Bank Corp. Taxes	
Municipal Courts	54,177.94	Other Miscellaneous Revenues	397,343.58	Added and Omitted Taxes	
PUBLIC SAFETY		Total	16,241,318.52	Total Taxes Levied - ABSTRACT	13,691,169.08
Fire Protection	1,269,297.87	Prior Years Surplus Appropriated	160,320.84	Total Taxes Billed	13,708,959.50
Police Protection	2,520.65	REVENUES	16,401,639.36	1982 TAXES COLLECTED	13,114,914.71
Civil Defense & Disaster Control	138,657.52	Reserve For Uncollected Taxes	795,685.14	1982 Taxes Cancelled, Abated or Adjusted	19,286.48
Environmental Inspection & Control		CAPITAL OUTLAY	179,350.55	Transfer to Tax Title Liens or Foreclosed	101,537.26
Other Public Safety		TOTAL		Balance Outstanding Dec. 31, 1982	473,221.05
PUBLIC WORKS				PRIOR YEARS TAXES OUTSTANDING	
Streets and Drainage	660,405.29	Public Enterprises		Balance January 1, 1982	549,080.44
Sewers and Sewage Processing		Recreation—Culture		Collected in 1982	500,710.69
Garbage and Trash Disposal		Public Works	167,554.36	Cancelled, Abated or Adjusted 1982	4,814.89
Public Buildings and Grounds	131,717.51	Buildings and Grounds	11,796.19	Transfers to Tax Title Liens or Foreclosed	23,963.03
Other Public Works	98,375.09	Library and Education		Balance December 31, 1982	19,591.83
HEALTH and WELFARE		Conservation		TAX TITLE LIENS OUTSTANDING	
Health Services Except Environmental	9,930.41	All Other		Balance January 1, 1982	162,050.47
Welfare-Public Assistance	12,716.00	CAPITAL DEBT AUTHORIZED, DECEMBER 31, 1982		Transfer From Taxes	128,393.08
Hospitals, Clinics, First Aid		ISSUED AND UNISSUED		Redeemed in 1982	61,416.00
Animal, Insect, & Rodent Control	3,000.00	School	12,145,000	Cancelled, Abated or Adjusted (1982)	
Other Welfare Services		Self-liquidating		Transfers to Foreclosed Property	
RECREATION and CONSERVATION		Other	679,429	Balance December 31, 1982	229,027.55
Beaches and Boardwalks		Total	12,824,429	PROPERTY ACQUIRED BY DEED OR FORECLOSURE	
Parks, Playgrounds, Shade Trees	138,742.22	ISSUED AND OUTSTANDING		Balance January 1, 1982	79,710.00
Land Reclamation & Conservation		School	12,145,000.00	Transfers From Taxes or Liens	
Other Recreational Services	30,604.28	Self-liquidating		Sale for Cash (1982)	
EDUCATION (excluding schools)		Other	675,929.00	Cancelled, Abated or Adjusted (1982)	
Libraries	41,419.95	Total	12,820,929.00	Balance December 31, 1982	79,710.00
Other Educational Services		EQUALIZED VALUATION BASIS		CURRENT FINANCES DECEMBER 31, 1982	
STATUTORY EXPENDITURES		FOR NET DEBT COMPUTATION	520,442,036	ASSETS	
Pensions & F. I. C. A.	250,044.39	REAL PROPERTY VALUATIONS		Cash Dec. 31, 1982	601,685.74
Employee Fringe Benefits	145,651.09	Code Class # of Parcels % VAL'N	ASSESSED VALUATION	Taxes Receivable	492,812.88
Other Statutory Expenditures		1 Vacant Land 1580 4.10	18,227,300.00	Tax Title Liens	229,027.55
CETA And Other Public Employment Programs		2 Residential 7699 80.08	355,979,450.00	Foreclosed Property	79,710.00
MUNICIPAL FUNCTIONS	3,700,168.90	3 Farm 304 1.82	8,072,100.00	Emergencies & Other Deferred Charges	213,000.00
CAPITAL IMPROVEMENTS	9,890.00	4a Commercial 252 10.84	48,200,800.00	State and Federal Aid Receivable	21,941.07
DEBT SERVICE		4b Industrial 12 .55	2,461,200.00	Other Receivables	
Principal Payments	236,183.00	4c Apartments 5 2.61	11,585,000.00	Total	1,638,177.24
Interest Payments	66,254.39	Total 9852	444,525,850.00	LIABILITIES, RESERVES, AND SURPLUS	
DEFERRED CHARGES	213,000.00	Land Area 21.65 Sq. Miles		Cash Liabilities	435,087.13
SCHOOL, COUNTY, SPECIAL DISTRICT TAXES	12,033,933.77	Net Valuation Taxable-Municipal	448,404,948	Reserves for Receivables	801,550.43
RESERVE FOR UNCOLLECTED TAXES	795,685.14	Net Valuation Taxable-County	550,167,171	Surplus Dec. 31, 1982	401,539.68
EXPENDITURES	17,045,225.20	State Equalized Valuation	579,093,707	Total	1,63

Population 1980 **3,487**  
 Population 1982 **3,502**  
 S & P Rating  
 Moody Rating

General Tax Rate Per \$100.

**3.95**  
 State Equalized Tax Rate  
**2.15**

## WASHINGTON TOWNSHIP – MERCER CO.

## Form of Government:

## Township Committee

## Number of Members on Governing Body – 3

## PER CAPITA:

Gross Debt **183.04**  
 Net Debt **158.77**  
 Debt Service **59.01**  
 Total Tax Levy **629.61**  
 Municipal Expenditures **463.17**

## PER CENT:

Gross Debt **.67**  
 Net Debt **.58**  
 Tax Levy Collected **89.87**  
 Tax Levy Cancelled, Abated  
 or Adjusted **.09**

EXPENDITURES		REVENUES-REALIZED		1982 PROPERTY TAX	
<b>GENERAL GOVERNMENT</b>				<b>STATE EQUALIZED TAX RATE</b> →	
Governing Body & Public Boards		1982 Property Taxes Collected	<b>1,977,303.07</b>	Local District School Taxes <b>1.25</b>	<b>1,274,937.49</b>
Municipal Clerk		1982 Payments in Lieu of Taxes	<b>5,510.57</b>	Regional & Consolidated School Tax	
Financial Administration	<b>13,000.00</b>	Delinquent Tax & Lien Collections	<b>156,235.96</b>	School Taxes in Municipal Budget	
Assessment at Taxes	<b>11,354.00</b>	Business Personalty Replacement Taxes	<b>63,682.36</b>	County Taxes <b>.85</b>	<b>869,742.26</b>
Collection of Taxes	<b>11,832.00</b>	Taxes from Public Utilities	<b>865,044.00</b>	County Library Taxes <b>.04</b>	<b>44,476.03</b>
Planning, Housing & Development	<b>41,310.00</b>	Other Miscellaneous Tax Revenues		Local Municipal Purpose Taxes	
Human Resources	<b>2,800.00</b>	State Aid Revenues	<b>23,594.96</b>	Veteran & Senior Citizen Taxes	<b>25,450.00</b>
Elections	<b>1,250.00</b>	Federal Aid Revenues		Total Taxes for Rate Computation <b>2.14</b>	<b>2,214,605.78</b>
General Administration (other)	<b>224,622.69</b>	State and Local Fiscal Assistance Act Utilized	<b>79,818.00</b>	Special District Taxes	
<b>JUDICIARY</b>		Sale of Acquired Property	<b>2,750.00</b>	Bank Corp. Taxes	<b>4,661.72</b>
Municipal Courts	<b>48,550.00</b>	Other Miscellaneous Revenues	<b>314,879.42</b>	Added and Omitted Taxes	<b>11,081.10</b>
<b>PUBLIC SAFETY</b>		Total	<b>3,488,818.34</b>	Total Taxes Levied - ABSTRACT	<b>2,204,898.60</b>
Fire Protection	<b>77,490.00</b>	Prior Years Surplus Appropriated	<b>278,628.95</b>	Total Taxes Billed	<b>2,200,236.88</b>
Police Protection	<b>259,938.00</b>	<b>REVENUES TOTAL</b>	<b>3,767,447.25</b>	1982 TAXES COLLECTED	<b>1,977,303.07</b>
Civil Defense & Disaster Control	<b>1,602.33</b>	Reserve For Uncollected Taxes	<b>220,000.00</b>	1982 Taxes Cancelled, Abated or Adjusted	<b>1,992.77</b>
Environmental Inspection & Control	<b>9,835.00</b>	<b>CAPITAL OUTLAY TOTAL</b>	<b>221,806.36</b>	Transfer to Tax Title Liens or Foreclosed	<b>2,048.48</b>
Other Public Safety				Balance Outstanding Dec. 31, 1982	<b>218,892.56</b>
<b>PUBLIC WORKS</b>				<b>PRIOR YEARS TAXES OUTSTANDING</b>	
Streets and Drainage	<b>168,275.00</b>	Public Enterprises		Balance January 1, 1982	<b>167,056.22</b>
Sewers and Sewage Processing		Recreation—Culture		Collected in 1982	<b>149,859.81</b>
Garbage and Trash Disposal	<b>117,027.00</b>	Public Works	<b>201,010.36</b>	Cancelled, Abated or Adjusted 1982	<b>6,053.96</b>
Public Buildings and Grounds	<b>27,010.00</b>	Buildings and Grounds	<b>20,796.00</b>	Transfers to Tax Title Liens or Foreclosed	
Other Public Works		Library and Education		Balance December 31, 1982	<b>11,142.45</b>
<b>HEALTH and WELFARE</b>		Conservation		<b>TAX TITLE LIENS OUTSTANDING</b>	
Health Services Except Environmental	<b>32,663.00</b>	All Other		Balance January 1, 1982	<b>8,918.24</b>
Welfare-Public Assistance	<b>3,500.00</b>	<b>CAPITAL DEBT AUTHORIZED, DECEMBER 31, 1982</b>		Transfer From Taxes	<b>2,048.48</b>
Hospitals, Clinics, First Aid		<b>ISSUED AND UNISSUED GROSS DEBT</b>	<b>NET DEBT</b>	Redeemed in 1982	<b>6,376.15</b>
Animal, Insect, & Rodent Control	<b>8,900.00</b>	School	<b>85,000</b>	Cancelled, Abated or Adjusted (1982)	
Other Welfare Services		Self-liquidating		Transfers to Foreclosed Property	
<b>RECREATION and CONSERVATION</b>		Other	<b>556,000</b>	Balance December 31, 1982	<b>4,590.57</b>
Beaches and Boardwalks		Total	<b>641,000</b>	<b>PROPERTY ACQUIRED BY DEED OR FORECLOSURE</b>	
Parks, Playgrounds, Shade Trees		<b>ISSUED AND OUTSTANDING</b>		Balance January 1, 1982	<b>23,875.00</b>
Land Reclamation & Conservation	<b>7,200.00</b>	School	<b>85,000.00</b>	Transfers From Taxes or Liens	
Other Recreational Services	<b>19,090.00</b>	Self-Liquidating		Sale for Cash (1982)	<b>2,750.00</b>
<b>EDUCATION (excluding schools)</b>		Other	<b>556,000.00</b>	Cancelled, Abated or Adjusted (1982)	
Libraries	<b>490.00</b>	Total	<b>641,000.00</b>	Balance December 31, 1982	<b>21,125.00</b>
Other Educational Services		<b>EQUALIZED VALUATION BASIS</b>		<b>CURRENT FINANCES DECEMBER 31, 1982</b>	
<b>STATUTORY EXPENDITURES</b>		<b>FOR NET DEBT COMPUTATION</b>	<b>95,049,670</b>	<b>ASSETS</b>	
Pensions & F. I. C. A.	<b>57,913.00</b>	<b>REAL PROPERTY VALUATIONS</b>		Cash Dec. 31, 1982	<b>892,166.71</b>
Employee Fringe Benefits		Code Class # of Parcels % VAL'N	<b>ASSESSED VALUATION</b>	Taxes Receivable	<b>230,035.01</b>
Other Statutory Expenditures	<b>4,334.23</b>	1 Vacant Land 220 7.36	<b>4,018,700.00</b>	Tax Title Liens	<b>4,590.57</b>
<b>CETA And Other Public Employment Programs</b>		2 Residential 801 55.86	<b>30,486,900.00</b>	Foreclosed Property	<b>21,125.00</b>
<b>MUNICIPAL FUNCTIONS TOTAL</b>	<b>1,189,986.25</b>	3 Farm 416 11.50	<b>6,280,250.00</b>	Emergencies & Other Deferred Charges	<b>7,615.02</b>
<b>CAPITAL IMPROVEMENTS *MEMO*</b>	<b>85,000.00</b>	4a Commercial 99 19.56	<b>10,678,300.00</b>	State and Federal Aid Receivable	<b>912.84</b>
<b>DEBT SERVICE</b>		4b Industrial 8 3.42	<b>1,865,000.00</b>	Other Receivables	<b>4,618.90</b>
Principal Payments	<b>122,491.44</b>	4c Apartments 1 2.29	<b>1,250,000.00</b>	Total	<b>1,161,064.05</b>
Interest Payments	<b>84,177.45</b>	Total 1545	<b>54,579,150.00</b>	<b>LIABILITIES, RESERVES, AND SURPLUS</b>	
<b>DEFERRED CHARGES</b>	<b>5,365.02</b>	Land Area 20.70 Sq. Miles		Cash Liabilities	<b>177,543.22</b>
<b>SCHOOL, COUNTY, SPECIAL DISTRICT TAXES</b>	<b>2,189,155.78</b>	Net Valuation Taxable-Municipal	<b>55,474,042</b>	Reserves for Receivables	<b>260,369.48</b>
<b>RESERVE FOR UNCOLLECTED TAXES</b>	<b>220,000.00</b>	Net Valuation Taxable-County	<b>103,926,156</b>	Surplus Dec. 31, 1982	<b>723,151.35</b>
<b>EXPENDITURES TOTAL</b>	<b>3,811,175.94</b>	State Equalized Valuation	<b>101,154,100</b>	Total	<b>1,161,064.05</b>
		State Equalization Ratio	<b>54.44</b>		



1438

Population 1980 11,402

Population 1982 12,233

S &amp; P Rating

Moody Rating A

General Tax Rate Per \$100.

State Equalized Tax Rate 2.37

2.25

## WASHINGTON TOWNSHIP - MORRIS CO.

## Form of Government:

## Township Committee

## Number of Members on Governing Body - 5

## PER CAPITA:

Gross Debt 725.32

Net Debt 318.10

Debt Service 70.75

Total Tax Levy 748.41

Municipal Expenditures 317.21

## PER CENT:

Gross Debt 2.49

Net Debt 1.09

Tax Levy Collected 95.05

Tax Levy Cancelled, Abated

or Adjusted .50

EXPENDITURES		REVENUES-REALIZED		1982 PROPERTY TAX	
GENERAL GOVERNMENT		1982 Property Taxes Collected		STATE EQUALIZED TAX RATE	
Governing Body & Public Boards		8,727,738.88		Local District School Taxes .94	
Municipal Clerk		300,565.34		Regional & Consolidated School Tax .46	
Financial Administration	27,750.00	107,998.32		School Taxes in Municipal Budget	
Assessment of Taxes	48,475.00	667,922.00		County Taxes .37	
Collection of Taxes	56,754.00	70,907.46		County Library Taxes .01	
Planning, Housing & Development	69,000.00	54,240.47		Local Municipal Purpose Taxes .46	
Human Resources		562,382.53		Veteran & Senior Citizen Taxes	
Elections	2,105.55	10,531,755.00		Total Taxes for Rate Computation 2.24	
General Administration (other)	444,055.60	700,000.00		Special District Taxes	
JUDICIARY		541,089.76		Bank Corp. Taxes	
Municipal Courts	23,907.63	773,833.63		Added and Omitted Taxes	
PUBLIC SAFETY		TOTAL		Total Taxes Levied - ABSTRACT	
Fire Protection	55,166.00	11,231,755.00		Total Taxes Billed	
Police Protection	632,216.86	CAPITAL OUTLAY		1982 TAXES COLLECTED	
Civil Defense & Disaster Control	900.00	Public Enterprises		1982 Taxes Cancelled, Abated or Adjusted	
Environmental Inspection & Control	88,779.00	Recreation—Culture		Transfer to Tax Title Liens or Foreclosed	
Other Public Safety	33,882.00	Public Works		Balance Outstanding Dec. 31, 1982	
PUBLIC WORKS		Buildings and Grounds		PRIOR YEARS TAXES OUTSTANDING	
Streets and Drainage	543,268.92	Library and Education		Balance January 1, 1982	
Sewers and Sewage Processing		Conservation		Collected in 1982	
Garbage and Trash Disposal	17,800.00	All Other		Cancelled, Abated or Adjusted 1982	
Public Buildings and Grounds	51,352.00	CAPITAL DEBT AUTHORIZED, DECEMBER 31, 1982		Transfers to Tax Title Liens or Foreclosed	
Other Public Works	1,808.00	ISSUED AND UNISSUED		Balance December 31, 1982	
HEALTH and WELFARE		GROSS DEBT		TAX TITLE LIENS OUTSTANDING	
Health Services Except Environmental	67,123.00	NET DEBT		Balance January 1, 1982	
Welfare-Public Assistance	5,700.00	Schaal		Transfer From Taxes	
Hospitals, Clinics, First Aid		Self-liquidating		Redeemed in 1982	
Animal, Insect, & Rodent Control		Other		Cancelled, Abated or Adjusted (1982)	
Other Welfare Services		Total		Transfers to Foreclosed Property	
RECREATION and CONSERVATION		ISSUED AND OUTSTANDING		Balance December 31, 1982	
Beaches and Boardwalks		School		PROPERTY ACQUIRED BY DEED OR	
Parks, Playgrounds, Shade Trees		Self-Liquidating		FORECLOSURE	
Land Reclamation & Conservation	100.00	Other		Balance January 1, 1982	
Other Recreational Services	38,178.51	Total		Transfers From Taxes or Liens	
EDUCATION (excluding schools)		EQUALIZED VALUATION BASIS		Sale for Cash (1982)	
Libraries	19,500.00	FOR NET DEBT COMPUTATION		Cancelled, Abated or Adjusted (1982)	
Other Educational Services		REAL PROPERTY VALUATIONS		Balance December 31, 1982	
STATUTORY EXPENDITURES		Code Class # of Parcels % VAL'N		CURRENT FINANCES DECEMBER 31, 1982	
Pensions & F. I. C. A.	153,718.00	ASSESSED VALUATION		ASSETS	
Employee Fringe Benefits	57,000.00	1 Vacant Land 1113 7.31		Cash Dec. 31, 1982	
Other Statutory Expenditures	12,000.00	2 Residential 3235 79.49		Taxes Receivable	
CETA And Other Public Employment Programs		3 Farm 646 5.73		Tax Title Liens	
MUNICIPAL FUNCTIONS		4a Commercial 75 2.58		Foreclosed Property	
CAPITAL IMPROVEMENTS	*MEMO*	4b Industrial 25 3.91		Emergencies & Other Deferred Charges	
DEBT SERVICE		4c Apartments 3 .98		State and Federal Aid Receivable	
Principal Payments	554,000.00	Total 5097		Other Receivables	
Interest Payments	271,542.40	Land Area 45.12 Sq. Miles		Total	
DEFERRED CHARGES	23,290.00	Net Valuation Taxable-Municipal		LIABILITIES, RESERVES, AND SURPLUS	
SCHOOL, COUNTY, SPECIAL DISTRICT TAXES	7,119,973.12	Net Valuation Taxable-County		Cash Liabilities	
RESERVE FOR UNCOLLECTED TAXES	541,089.76	State Equalized Valuation		Reserves for Receivables	
EXPENDITURES		State Equalization Ratio		Surplus Dec. 31, 1982	
TOTAL	11,000,435.35			Total	

Population 1980 4,243  
 Population 1982 4,251  
 S & P Rating  
 Moody Rating

General Tax Rate Per \$100.

State Equalized Tax Rate

2.05  
2.24

## WASHINGTON TOWNSHIP - WARREN CO.

## Form of Government:

## Township Committee

## Number of Members on Governing Body - 5

## PER CAPITA:

Gross Debt 138.07  
 Net Debt 21.20  
 Debt Service 6.12  
 Total Tax Levy 530.93  
 Municipal Expenditures 217.99

## PER CENT:

Gross Debt .62  
 Net Debt .10  
 Tax Levy Collected 91.22  
 Tax Levy Cancelled, Abated or Adjusted 1.38

EXPENDITURES		REVENUES-REALIZED		1982 PROPERTY TAX	
GENERAL GOVERNMENT				STATE EQUALIZED TAX RATE	
Governing Body & Public Boards		1982 Property Taxes Collected	2,065,782.97	Local District School Taxes	.71 711,097.00
Municipal Clerk		1982 Payments in Lieu of Taxes		Regional & Consolidated School Tax	.82 823,603.46
Financial Administration	8,336.00	Delinquent Tax & Lien Collections	175,778.45	School Taxes in Municipal Budget	
Assessment of Taxes	8,550.00	Business Personalty Replacement Taxes	63,024.32	County Taxes	.57 * 577,351.49
Collection of Taxes	12,216.47	Taxes from Public Utilities	244,290.00	County Library Taxes	.03 28,543.41
Planning, Housing & Development	13,730.00	Other Miscellaneous Tax Revenues		Local Municipal Purpose Taxes	.10 105,491.59
Human Resources		State Aid Revenues	25,617.38	Veteran & Senior Citizen Taxes	
Elections		Federal Aid Revenues		Total Taxes far Rate Computation	2.23 2,297,712.35
General Administration (other)	125,579.00	State and Local Fiscal Assistance Act Utilized	20,271.27	Special District Taxes	
JUDICIARY		Sale of Acquired Property		Bank Corp. Taxes	1,240.93
Municipal Courts	9,515.00	Other Miscellaneous Revenues	200,966.36	Added and Omitted Taxes	9,658.56
PUBLIC SAFETY		Total	2,755,730.75	Total Taxes Levied - ABSTRACT	2,256,986.84
Fire Protection	33,000.00	Prior Years Surplus Appropriated	350,000.00	Total Taxes Billed	2,264,669.87
Police Protection	162,032.00	REVENUES TOTAL	3,145,730.75	1982 TAXES COLLECTED	2,065,782.97
Civil Defense & Disaster Control	400.00	Reserve For Uncollected Taxes	200,123.01	1982 Taxes Cancelled, Abated or Adjusted	31,352.88
Environmental Inspection & Control		CAPITAL OUTLAY TOTAL	34,446.00	Transfer to Tax Title Liens or Foreclosed	6,999.38
Other Public Safety				Balance Outstanding Dec. 31, 1982	160,534.64
PUBLIC WORKS				PRIOR YEARS TAXES OUTSTANDING	
Streets and Drainage	154,973.00	Public Enterprises		Balance January 1, 1982	177,916.54
Sewers and Sewage Processing	7,500.00	Recreation—Culture	3,500.00	Collected in 1982	168,652.67
Garbage and Trash Disposal	12,300.00	Public Works	30,946.00	Cancelled, Abated or Adjusted 1982	471.26
Public Buildings and Grounds	23,362.00	Buildings and Grounds		Transfers to Tax Title Liens or Foreclosed	3,569.74
Other Public Works		Library and Education		Balance December 31, 1982	5,222.87
HEALTH and WELFARE		Conservation		TAX TITLE LIENS OUTSTANDING	
Health Services Except Environmental	6,367.00	All Other		Balance January 1, 1982	39,563.84
Welfare-Public Assistance	1,100.00	CAPITAL DEBT AUTHORIZED, DECEMBER 31, 1982		Transfer From Taxes	10,860.15
Hospitals, Clinics, First Aid	1,250.00	ISSUED AND UNISSUED GROSS DEBT		Redeemed in 1982	7,125.78
Animal, Insect, & Rodent Control	1,850.00	School	496,834	Cancelled, Abated or Adjusted (1982)	
Other Welfare Services		Self-liquidating		Transfers to Foreclosed Property	
RECREATION and CONSERVATION		Other	90,122	Balance December 31, 1982	43,298.21
Beaches and Boardwalks		Total	586,956	PROPERTY ACQUIRED BY DEED OR FORECLOSURE	
Parks, Playgrounds, Shade Trees		ISSUED AND OUTSTANDING		Balance January 1, 1982	7,375.00
Land Reclamation & Conservation	1,000.00	School	456,834.71	Transfers From Taxes or Liens	
Other Recreational Services	11,000.00	Self-Liquidating		Sale for Cash (1982)	
EDUCATION (excluding schools)		Other	40,000.00	Cancelled, Abated or Adjusted (1982)	
Libraries		Total	536,834.71	Balance December 31, 1982	7,375.00
Other Educational Services		EQUALIZED VALUATION BASIS		CURRENT FINANCES DECEMBER 31, 1982	
STATUTORY EXPENDITURES		FOR NET DEBT COMPUTATION		ASSETS	
Pensions & F. I. C. A.	33,100.00	REAL PROPERTY VALUATIONS		Cash Dec. 31, 1982	1,236,451.76
Employee Fringe Benefits	18,000.00	Code Class # of Parcels % VAL'N		Taxes Receivable	165,757.21
Other Statutory Expenditures	4,000.00	1 Vacant Land 458 6.31	6,859,660.00	Tax Title Liens	43,298.21
CETA And Other Public Employment Programs		2 Residential 1243 75.52	82,075,550.00	Foreclosed Property	7,375.00
MUNICIPAL FUNCTIONS TOTAL	659,160.47	3 Farm 222 6.41	6,971,933.00	Emergencies & Other Deferred Charges	9,013.78
CAPITAL IMPROVEMENTS *MEMO*	15,000.00	4a Commercial 74 9.02	9,804,400.00	State and Federal Aid Receivable	
DEBT SERVICE		4b Industrial 8 2.53	2,750,300.00	Other Receivables	34,766.50
Principal Payments	20,000.00	4c Apartments 2 .20	220,600.00	Total	1,496,662.46
Interest Payments	6,030.00	Total 2007	108,682,443.00	LIABILITIES, RESERVES, AND SURPLUS	
DEFERRED CHARGES	41,348.13	Land Area 18.15 Sq. Miles		Cash Liabilities	821,223.39
SCHOOL, COUNTY, SPECIAL DISTRICT TAXES	2,140,595.36	Net Valuation Taxable-Municipal	109,955,755	Reserves for Receivables	251,197.22
RESERVE FOR UNCOLLECTED TAXES	200,123.01	Net Valuation Taxable-County	98,266,842	Surplus Dec. 31, 1982	424,242.15
EXPENDITURES TOTAL	3,067,256.97	State Equalized Valuation	100,790,710	Total	1,496,662.76
		State Equalization Ratio	109.21		



1821

Population 1980 **5,290**  
 Population 1982 **5,309**  
 S & P Rating  
 Moody Rating **AA**

General Tax Rate Per \$100.

State Equalized Tax Rate **1.94**  
**1.94**

**WATCHUNG BOROUGH – SOMERSET CO.****Form of Government:****Borough Council****Number of Members on Governing Body – 6**

PER CAPITA:

Gross Debt **1,246.44**  
 Net Debt **894.32**  
 Debt Service **78.10**  
 Total Tax Levy **1,230.29**  
 Municipal Expenditures **459.97**

PER CENT:

Gross Debt **2.10**  
 Net Debt **1.51**  
 Tax Levy Collected **97.36**  
 Tax Levy Cancelled, Abated or Adjusted **.04**

EXPENDITURES		REVENUES-REALIZED		1982 PROPERTY TAX	
<b>GENERAL GOVERNMENT</b>		<b>STATE EQUALIZED TAX RATE</b>			
Governing Body & Public Boards		1982 Property Taxes Collected	<b>6,361,876.11</b>	Local District School Taxes	<b>.58</b>
Municipal Clerk		1982 Payments in Lieu of Taxes		Regional & Consolidated School Tax	<b>.50</b>
Financial Administration	<b>29,014.40</b>	Delinquent Tax & Lien Collections	<b>133,366.73</b>	School Taxes in Municipal Budget	
Assessment of Taxes	<b>19,473.90</b>	Business Personalty Replacement Taxes	<b>229,597.08</b>	County Taxes	<b>.48</b>
Collection of Taxes	<b>27,575.00</b>	Taxes from Public Utilities	<b>502,431.00</b>	County Library Taxes	<b>.04</b>
Planning, Housing & Development	<b>8,800.00</b>	Other Miscellaneous Tax Revenues		Local Municipal Purpose Taxes	<b>.35</b>
Human Resources		State Aid Revenues	<b>33,235.18</b>	Veteran & Senior Citizen Taxes	
Elections	<b>1,000.00</b>	Federal Aid Revenues		Total Taxes for Rate Computation	<b>1.95</b>
General Administration (other)	<b>336,882.30</b>	State and Local Fiscal Assistance Act Utilized	<b>32,625.47</b>	Special District Taxes	
<b>JUDICIARY</b>		Sale of Acquired Property		Bank Corp. Taxes	<b>2,826.44</b>
Municipal Courts	<b>38,000.00</b>	Other Miscellaneous Revenues	<b>458,092.47</b>	Added and Omitted Taxes	<b>23,213.86</b>
<b>PUBLIC SAFETY</b>		Total	<b>7,791,224.04</b>	Total Taxes Levied - ABSTRACT	<b>6,531,630.11</b>
Fire Protection	<b>128,033.12</b>	Prior Years Surplus Appropriated	<b>230,000.00</b>	Total Taxes Billed	<b>6,534,269.76</b>
Police Protection	<b>625,013.00</b>	REVENUES TOTAL	<b>8,021,224.04</b>	1982 TAXES COLLECTED	<b>6,361,876.11</b>
Civil Defense & Disaster Control	<b>500.00</b>	Reserve For Uncollected Taxes	<b>221,169.99</b>	1982 Taxes Cancelled, Abated or Adjusted	<b>2,706.30</b>
Environmental Inspection & Control	<b>14,552.48</b>	CAPITAL OUTLAY TOTAL	<b>279,893.05</b>	Transfer to Tax Title Liens or Foreclosed	<b>32,133.52</b>
Other Public Safety				Balance Outstanding Dec. 31, 1982	<b>137,553.83</b>
<b>PUBLIC WORKS</b>				PRIOR YEARS TAXES OUTSTANDING	
Streets and Drainage	<b>139,242.25</b>	Public Enterprises		Balance January 1, 1982	<b>136,199.46</b>
Sewers and Sewage Processing	<b>126,476.93</b>	Recreation—Culture		Collected in 1982	<b>125,866.82</b>
Garbage and Trash Disposal		Public Works	<b>279,893.05</b>	Cancelled, Abated or Adjusted 1982	<b>340.34</b>
Public Buildings and Grounds	<b>53,000.00</b>	Buildings and Grounds		Transfers to Tax Title Liens or Foreclosed	<b>9,734.22</b>
Other Public Works		Library and Education		Balance December 31, 1982	<b>258.08</b>
<b>HEALTH and WELFARE</b>		Conservation		TAX TITLE LIENS OUTSTANDING	
Health Services Except Environmental	<b>19,650.00</b>	All Other		Balance January 1, 1982	<b>20,618.72</b>
Welfare-Public Assistance	<b>1,956.00</b>	CAPITAL DEBT AUTHORIZED, DECEMBER 31, 1982		Transfer From Taxes	<b>43,271.05</b>
Hospitals, Clinics, First Aid	<b>3,000.00</b>	ISSUED AND UNISSUED		Redeemed in 1982	<b>7,499.91</b>
Animal, Insect, & Rodent Control	<b>4,500.00</b>	GROSS DEBT		Cancelled, Abated or Adjusted (1982)	
Other Welfare Services		School	<b>1,324,443</b>	Transfers to Foreclosed Property	
<b>RECREATION and CONSERVATION</b>		Self-Liquidating		Balance December 31, 1982	<b>56,389.86</b>
Beaches and Boardwalks		Other	<b>5,292,894</b>	PROPERTY ACQUIRED BY DEED OR FORECLOSURE	
Parks, Playgrounds, Shade Trees		Total	<b>6,617,337</b>	Balance January 1, 1982	
Land Reclamation & Conservation		ISSUED AND OUTSTANDING		Transfers From Taxes or Liens	
Other Recreational Services	<b>18,199.00</b>	School	<b>1,324,443.38</b>	Sale for Cash (1982)	
<b>EDUCATION (excluding schools)</b>		Self-Liquidating		Cancelled, Abated or Adjusted (1982)	
Libraries	<b>3,000.00</b>	Other	<b>3,852,380.00</b>	Balance December 31, 1982	
Other Educational Services		Total	<b>5,176,823.38</b>	CURRENT FINANCES DECEMBER 31, 1982	
<b>STATUTORY EXPENDITURES</b>		EQUALIZED VALUATION BASIS		ASSETS	
Pensions & F. I. C. A.	<b>146,000.00</b>	FOR NET DEBT COMPUTATION	<b>314,582,114</b>	Cash Dec. 31, 1982	<b>1,073,327.97</b>
Employee Fringe Benefits	<b>41,333.85</b>	REAL PROPERTY VALUATIONS		Taxes Receivable	<b>137,811.91</b>
Other Statutory Expenditures	<b>3,750.00</b>	Code Class # of Parcels % VAL'N		Tax Title Liens	<b>56,389.86</b>
<b>CETA And Other Public Employment Programs</b>		1 Vacant Land 204 4.16	<b>13,853,150.00</b>	Foreclosed Property	
<b>MUNICIPAL FUNCTIONS</b>		2 Residential 1607 74.18	<b>247,576,900.00</b>	Emergencies & Other Deferred Charges	<b>25,000.00</b>
CAPITAL IMPROVEMENTS <b>*MEMO*</b>	<b>100,000.00</b>	3 Farm 7 .18	<b>617,280.00</b>	State and Federal Aid Receivable	<b>1,412.64</b>
<b>DEBT SERVICE</b>		4a Commercial 95 13.81	<b>46,082,900.00</b>	Other Receivables	<b>10,613.61</b>
Principal Payments	<b>120,475.00</b>	4b Industrial 30 7.66	<b>25,563,800.00</b>	Total	<b>1,304,555.99</b>
Interest Payments	<b>294,150.97</b>	4c Apartments		LIABILITIES, RESERVES, AND SURPLUS	
<b>DEFERRED CHARGES</b>		Total 1943	<b>333,734,030.00</b>	Cash Liabilities	<b>447,430.48</b>
SCHOOL, COUNTY, SPECIAL DISTRICT TAXES	<b>5,323,518.42</b>	Land Area 6.00 Sq. Miles		Reserves for Receivables	<b>204,815.38</b>
RESERVE FOR UNCOLLECTED TAXES	<b>221,169.99</b>	Net Valuation Taxable-Municipal	<b>335,621,438</b>	Surplus Dec. 31, 1982	<b>652,310.13</b>
EXPENDITURES TOTAL	<b>7,765,521.42</b>	Net Valuation Taxable-County	<b>337,630,551</b>	Total	<b>1,304,555.99</b>
		State Equalized Valuation	<b>335,454,654</b>		
		State Equalization Ratio	<b>100.05</b>		

0435

Population 1980 8,126

Population 1982 8,665

S &amp; P Rating

Moody Rating BAA1

General Tax Rate Per \$100.

3.46

State Equalized Tax Rate

2.84

**WATERFORD TOWNSHIP – CAMDEN CO.****Form of Government:****Township Committee****Number of Members on Governing Body – 5**

PER CAPITA:

Grass Debt

Net Debt

Debt Service

Total Tax Levy

Municipal Expenditures

415.13

176.80

19.98

530.58

227.53

PER CENT:

Gross Debt

Net Debt

Tax Levy Collected

Tax Levy Cancelled, Abated

or Adjusted

2.56

1.09

93.14

4.48

EXPENDITURES		REVENUES-REALIZED		1982 PROPERTY TAX	
<b>GENERAL GOVERNMENT</b>				<b>STATE EQUALIZED TAX RATE</b>	
Governing Body & Public Boards		1982 Property Taxes Collected	4,283,983.74	Local District School Taxes .85	1,345,305.45
Municipal Clerk		1982 Payments in Lieu of Taxes		Regional & Consolidated School Tax .67	1,057,541.90
Financial Administration	21,150.00	Delinquent Tax & Lien Collections	257,625.40	School Taxes in Municipal Budget	
Assessment of Taxes	23,600.00	Business Personality Replacement Taxes	28,736.24	County Taxes 1.09 *	1,733,863.65
Collection of Taxes	61,400.00	Taxes from Public Utilities	763,587.00	County Library Taxes	
Planning, Housing & Development	8,600.00	Other Miscellaneous Tax Revenues		Local Municipal Purpose Taxes .23	364,800.00
Human Resources		State Aid Revenues	70,423.08	Veteran & Senior Citizen Taxes	84,400.00
Elections	4,850.00	Federal Aid Revenues		Total Taxes for Rate Computation 2.84	4,585,911.00
General Administration (other)	220,492.00	State and Local Fiscal Assistance Act Utilized	70,580.21	Special District Taxes	
<b>JUDICIARY</b>		Sale of Acquired Property		Bank Corp. Taxes	12,233.82
Municipal Courts	37,650.00	Other Miscellaneous Revenues	296,637.03	Added and Omitted Taxes	83,707.06
<b>PUBLIC SAFETY</b>		Total	5,771,572.70	Total Taxes Levied - ABSTRACT	4,597,451.88
Fire Protection	54,200.00	Prior Years Surplus Appropriated	355,000.00	Total Taxes Billed	4,599,506.99
Police Protection	379,892.00	REVENUES TOTAL	6,126,572.70	1982 TAXES COLLECTED	4,263,983.74
Civil Defense & Disaster Control	100.00	Reserve For Uncollected Taxes	300,163.07	1982 Taxes Cancelled, Abated or Adjusted	22,227.28
Environmental Inspection & Control	41,830.00	<b>CAPITAL OUTLAY</b> TOTAL	210,643.54	Transfer to Tax Title Liens or Foreclosed	5,393.52
Other Public Safety				Balance Outstanding Dec. 31, 1982	287,902.45
<b>PUBLIC WORKS</b>				<b>PRIOR YEARS TAXES OUTSTANDING</b>	
Streets and Drainage	212,695.00	Public Enterprises		Balance January 1, 1982	267,457.57
Sewers and Sewage Processing		Recreation—Culture	37,116.01	Collected in 1982	254,527.34
Garbage and Trash Disposal	126,850.00	Public Works	81,360.85	Cancelled, Abated or Adjusted 1982	992.87
Public Buildings and Grounds	26,225.00	Buildings and Grounds	92,166.68	Transfers to Tax Title Liens or Foreclosed	2,663.44
Other Public Works	57,500.00	Library and Education		Balance December 31, 1982	9,273.92
<b>HEALTH and WELFARE</b>		Conservation		<b>TAX TITLE LIENS OUTSTANDING</b>	
Health Services Except Environmental	1,650.00	All Other		Balance January 1, 1982	6,518.39
Welfare-Public Assistance	4,400.00	<b>CAPITAL DEBT AUTHORIZED, DECEMBER 31, 1982</b>		Transfer From Taxes	8,740.69
Hospitals, Clinics, First Aid		ISSUED AND UNISSUED		Redeemed in 1982	3,098.06
Animal, Insect, & Rodent Control	5,700.00	School	2,047,665	Cancelled, Abated or Adjusted (1982)	
Other Welfare Services		Self-liquidating		Transfers to Foreclosed Property	
<b>RECREATION and CONSERVATION</b>		Other	1,549,459	Balance December 31, 1982	12,161.02
Beaches and Boardwalks		Total	3,597,124	<b>PROPERTY ACQUIRED BY DEED OR FORECLOSURE</b>	
Parks, Playgrounds, Shade Trees	9,500.00			Balance January 1, 1982	48,137.00
Land Reclamation & Conservation	9,000.00	ISSUED AND OUTSTANDING		Transfers From Taxes or Liens	
Other Recreational Services	3,200.00	School	1,939,240.88	Sale for Cash (1982)	
<b>EDUCATION (excluding schools)</b>		Self-liquidating		Cancelled, Abated or Adjusted (1982)	
Libraries	42,150.00	Other	1,462,550.00	Balance December 31, 1982	48,137.00
Other Educational Services		Total	3,401,790.88	<b>CURRENT FINANCES DECEMBER 31, 1982</b>	
<b>STATUTORY EXPENDITURES</b>		<b>EQUALIZED VALUATION BASIS</b>		<b>ASSETS</b>	
Pensions & F. I. C. A.	83,568.40	FOR NET DEBT COMPUTATION	140,742,751	Cash Dec. 31, 1982	1,494,136.74
Employee Fringe Benefits	38,200.00	<b>REAL PROPERTY VALUATIONS</b>		Taxes Receivable	297,176.37
Other Statutory Expenditures	8,700.00	Code Class # of Parcels % VAL'N		Tax Title Liens	12,161.02
CETA And Other Public Employment Programs		1 Vacant Land 741 7.01	9,001,860.00	Foreclosed Property	48,137.00
<b>MUNICIPAL FUNCTIONS</b> TOTAL	1,483,102.40	2 Residential 2403 80.93	103,501,100.00	Emergencies & Other Deferred Charges	13,408.00
<b>CAPITAL IMPROVEMENTS</b> *MEMO*	12,000.00	3 Farm 227 2.80	3,597,150.00	State and Federal Aid Receivable	17,818.24
<b>DEBT SERVICE</b>		4a Commercial 113 8.65	11,101,650.00	Other Receivables	6,823.50
Principal Payments	52,500.00	4b Industrial 9 .56	724,400.00	Total	1,889,660.87
Interest Payments	120,613.86	4c Apartments 1 .05	64,000.00	<b>LIABILITIES, RESERVES, AND SURPLUS</b>	
		Total 3494	128,390,160.00	Cash Liabilities	1,197,319.13
<b>DEFERRED CHARGES</b>	15,183.53	Land Area 36.11 Sq. Miles		Reserves for Receivables	364,297.89
SCHOOL, COUNTY, SPECIAL DISTRICT TAXES	4,136,711.00	Net Valuation Taxable-Municipal	130,304,604	Surplus Dec. 31, 1982	328,043.85
RESERVE FOR UNCOLLECTED TAXES	300,163.07	Net Valuation Taxable-County	148,289,774	Total	1,889,660.87
<b>EXPENDITURES</b> TOTAL	6,108,273.86	State Equalized Valuation	158,488,170		
		State Equalization Ratio	82.00		



1614

Population 1980 **46,474**  
 Population 1982 **47,594**  
 S & P Rating **AA**  
 Moody Rating **AA**

General Tax Rate Per \$100.

**3.82**

State Equalized Tax Rate

**2.23****WAYNE TOWNSHIP - PASSAIC COUNTY****Form of Government:****Mayor-Council Plan F (OMCL 50)****Number of Members on Governing Body - 9****PER CAPITA:**

Gross Debt **2,208.88**  
 Net Debt **616.05**  
 Debt Service **52.86**  
 Total Tax Levy **899.96**  
 Municipal Expenditures **353.10**

**PER CENT:**

Gross Debt **6.08**  
 Net Debt **1.70**  
 Tax Levy Collected **98.24**  
 Tax Levy Cancelled, Abated or Adjusted **.12**

EXPENDITURES		REVENUES-REALIZED		1982 PROPERTY TAX	
<b>GENERAL GOVERNMENT</b>				<b>STATE EQUALIZED TAX RATE</b> →	
Governing Body & Public Boards	<b>130,346.00</b>	1982 Property Taxes Collected	<b>42,078,202.10</b>	Local District School Taxes <b>1.23</b>	<b>23,507,808.79</b>
Municipal Clerk	<b>164,037.00</b>	1982 Payments in Lieu of Taxes		Regional & Consolidated School Tax	
Financial Administration	<b>179,870.00</b>	Delinquent Tax & Lien Collections	<b>626,857.01</b>	School Taxes in Municipal Budget	
Assessment of Taxes	<b>117,292.00</b>	Business Personalty Replacement Taxes	<b>862,875.32</b>	County Taxes	<b>10,760,106.23</b>
Collection of Taxes	<b>119,250.00</b>	Taxes from Public Utilities	<b>2,843,763.00</b>	County Library Taxes	
Planning, Housing & Development	<b>174,500.00</b>	Other Miscellaneous Tax Revenues		Local Municipal Purpose Taxes	<b>8,256,760.13</b>
Human Resources	<b>91,429.67</b>	State Aid Revenues	<b>750,151.90</b>	Veteran & Senior Citizen Taxes	<b>325,050.00</b>
Elections		Federal Aid Revenues		Total Taxes for Rate Computation	<b>42,849,725.15</b>
General Administration (other)	<b>1,810,412.83</b>	State and Local Fiscal Assistance Act Utilized	<b>679,102.32</b>	Special District Taxes	
<b>JUDICIARY</b>		Sale of Acquired Property		Bank Corp. Taxes	<b>83,632.78</b>
Municipal Courts-	<b>128,002.00</b>	Other Miscellaneous Revenues	<b>1,578,598.24</b>	Added and Omitted Taxes	<b>224,159.43</b>
<b>PUBLIC SAFETY</b>		Total	<b>49,419,549.85</b>	Total Taxes Levied - ABSTRACT	<b>42,832,467.36</b>
Fire Protection	<b>129,475.00</b>	Prior Years Surplus Appropriated	<b>1,780,000.00</b>	Total Taxes Billed	<b>42,830,297.90</b>
Police Protection	<b>3,028,282.32</b>	REVENUES	<b>51,199,549.85</b>	1982 TAXES COLLECTED	<b>42,078,202.10</b>
Civil Defense & Disaster Control	<b>2,300.00</b>	Reserve For Uncollected Taxes	<b>1,297,586.04</b>	1982 Taxes Cancelled, Abated or Adjusted	<b>51,608.20</b>
Environmental Inspection & Control	<b>193,667.00</b>	CAPITAL OUTLAY	<b>5,986,126.07</b>	Transfer to Tax Title Liens or Foreclosed	<b>19,199.32</b>
Other Public Safety		Total		Balance Outstanding Dec. 31, 1982	<b>681,288.28</b>
<b>PUBLIC WORKS</b>		Public Enterprises	<b>4,009,521.96</b>	PRIOR YEARS TAXES OUTSTANDING	
Streets and Drainage	<b>1,321,284.00</b>	Recreation—Culture	<b>272,917.59</b>	Balance January 1, 1982	<b>742,234.62</b>
Sewers and Sewage Processing		Public Works	<b>530,697.70</b>	Collected in 1982	<b>626,022.46</b>
Garbage and Trash Disposal	<b>1,352,000.00</b>	Buildings and Grounds	<b>1,172,988.82</b>	Cancelled, Abated or Adjusted 1982	<b>68,184.14</b>
Public Buildings and Grounds	<b>259,280.00</b>	Library and Education		Transfers to Tax Title Liens or Foreclosed	<b>12,139.13</b>
Other Public Works	<b>349,100.00</b>	Conservation		Balance December 31, 1982	<b>35,888.89</b>
<b>HEALTH and WELFARE</b>		All Other		TAX TITLE LIENS OUTSTANDING	
Health Services Except Environmental	<b>394,078.00</b>	CAPITAL DEBT AUTHORIZED, DECEMBER 31, 1982		Balance January 1, 1982	<b>869.89</b>
Welfare-Public Assistance	<b>13,771.00</b>	ISSUED AND UNISSUED		Transfer From Taxes	<b>33,299.93</b>
Hospitals, Clinics, First Aid		School	<b>11,384,000</b>	Redeemed in 1982	<b>834.55</b>
Animal, Insect, & Rodent Control	<b>25,000.00</b>	Self-liquidating	<b>64,425,199</b>	Cancelled, Abated or Adjusted (1982)	
Other Welfare Services		Other	<b>29,320,113</b>	Transfers to Foreclosed Property	
<b>RECREATION and CONSERVATION</b>		Total	<b>105,129,312</b>	Balance December 31, 1982	<b>33,335.27</b>
Beaches and Boardwalks		ISSUED AND OUTSTANDING		PROPERTY ACQUIRED BY DEED OR FORECLOSURE	
Parks, Playgrounds, Shade Trees	<b>456,000.00</b>	School	<b>11,384,000.00</b>	Balance January 1, 1982	<b>510,056.00</b>
Land Reclamation & Conservation	<b>600.00</b>	Self-Liquidating	<b>21,836,000.00</b>	Transfers From Taxes or Liens	
Other Recreational Services	<b>192,042.00</b>	Other	<b>20,280,000.00</b>	Sale for Cash (1982)	
<b>EDUCATION (excluding schools)</b>		Total	<b>53,500,000.00</b>	Cancelled, Abated or Adjusted (1982)	
Libraries	<b>606,427.00</b>	EQUALIZED VALUATION BASIS		Balance December 31, 1982	<b>510,056.00</b>
Other Educational Services	<b>9,811.00</b>	FOR NET DEBT COMPUTATION	<b>1,727,870,934</b>	CURRENT FINANCES DECEMBER 31, 1982	
<b>STATUTORY EXPENDITURES</b>		REAL PROPERTY VALUATIONS		ASSETS	
Pensions & F. I. C. A.	<b>1,064,000.00</b>	Code Class # of Parcels % VAL'N		Cash Dec. 31, 1982	<b>2,443,018.38</b>
Employee Fringe Benefits	<b>539,000.00</b>	1 Vacant Land 1169 5.05	<b>55,691,900.00</b>	Taxes Receivable	<b>717,177.17</b>
Other Statutory Expenditures	<b>20,000.00</b>	2 Residential 12398 64.67	<b>713,278,800.00</b>	Tax Title Liens	<b>33,335.27</b>
CETA And Other Public Employment Programs		3 Farm 71 .17	<b>1,921,400.00</b>	Foreclosed Property	<b>510,056.00</b>
<b>MUNICIPAL FUNCTIONS</b>		4a Commercial 344 21.37	<b>235,710,545.00</b>	Emergencies & Other Deferred Charges	<b>5,000.00</b>
CAPITAL IMPROVEMENTS <b>*MEMO*</b>	<b>150,000.00</b>	4b Industrial 82 6.32	<b>69,700,900.00</b>	State and Federal Aid Receivable	<b>62,956.13</b>
<b>DEBT SERVICE</b>		4c Apartments 12 2.41	<b>26,602,900.00</b>	Other Receivables	
Principal Payments	<b>1,465,000.00</b>	Total 14076	<b>1,102,906,445.00</b>	Total	<b>3,771,542.95</b>
Interest Payments	<b>1,050,712.07</b>	Land Area 24.89 Sq. Miles		LIABILITIES, RESERVES, AND SURPLUS	
<b>DEFERRED CHARGES</b>	<b>120,965.87</b>	Net Valuation Taxable-Municipal	<b>1,115,336,339</b>	Cash Liabilities	<b>1,062,871.07</b>
SCHOOL, COUNTY, SPECIAL DISTRICT TAXES	<b>34,267,915.02</b>	Net Valuation Taxable-County	<b>1,800,127,789</b>	Reserves for Receivables	<b>1,260,568.44</b>
RESERVE FOR UNCOLLECTED TAXES	<b>1,297,586.04</b>	State Equalized Valuation	<b>1,900,322,693</b>	Surplus Dec. 31, 1982	<b>1,448,103.44</b>
<b>EXPENDITURES</b>		State Equalization Ratio	<b>58.42</b>	Total	<b>3,771,542.95</b>
<b>TOTAL</b>	<b>51,073,435.82</b>				

0911

Population 1980 13,168

Population 1982 13,335

S &amp; P Rating

Moody Rating

General Tax Rate Per \$100.

8.86

State Equalized Tax Rate

5.60

## WEEHAWKEN TOWNSHIP - HUDSON CO.

## Form of Government:

## Council-Manager Plan E (OMCL 50)

## Number of Members on Governing Body - 7

PER CAPITA:

Gross Debt 229.84

Net Debt 170.22

Debt Service 52.12

Total Tax Levy 802.20

Municipal Expenditures 761.47

PER CENT:

Gross Debt 1.85

Net Debt 1.37

Tax Levy Collected 94.67

Tax Levy Cancelled, Abated

or Adjusted .56

EXPENDITURES		REVENUES-REALIZED		1982 PROPERTY TAX	
GENERAL GOVERNMENT		1982 Property Taxes Collected		STATE EQUALIZED TAX RATE	
Governing Body & Public Boards	37,773.80	10,121,996.54		Local District School Taxes	1.44
Municipal Clerk	16,801.22	1982 Payments in Lieu of Taxes		Regional & Consolidated School Tax	
Financial Administration	32,429.53	2,456,804.94		School Taxes in Municipal Budget	.01
Assessment of Taxes	23,441.66	504,136.04		County Taxes	.95
Collection of Taxes	32,601.85	369,496.00		County Library Taxes	
Planning, Housing & Development	29,662.61	2,233,729.46		Local Municipal Purpose Taxes	3.20
Human Resources	207,207.92	288,163.00		Veteran & Senior Citizen Taxes	
Elections	34,470.96	1,228,602.81		Total Taxes for Rate Computation	5.60
General Administration (other)	560,609.51	17,242,928.79		Special District Taxes	
JUDICIARY		1,592,401.18		Bank Corp. Taxes	
Municipal Courts	67,274.58	192,424.73		Added and Omitted Taxes	
PUBLIC SAFETY		TOTAL		Total Taxes Levied - ABSTRACT	
Fire Protection	1,248,664.17	17,242,928.79		Total Taxes Billed	
Police Protection	976,247.51	192,424.73		1982 TAXES COLLECTED	
Civil Defense & Disaster Control		192,424.73		1982 Taxes Cancelled, Abated or Adjusted	
Environmental Inspection & Control	41,967.32	192,424.73		Transfer to Tax Title Liens or Foreclosed	
Other Public Safety		192,424.73		Balance Outstanding Dec. 31, 1982	
PUBLIC WORKS		192,424.73		PRIOR YEARS TAXES OUTSTANDING	
Streets and Drainage	256,950.41	192,424.73		Balance January 1, 1982	
Sewers and Sewage Processing	94,222.13	192,424.73		Collected in 1982	
Garbage and Trash Disposal		192,424.73		Cancelled, Abated or Adjusted 1982	
Public Buildings and Grounds	30,820.63	192,424.73		Transfers to Tax Title Liens or Foreclosed	
Other Public Works	50,126.69	192,424.73		Balance December 31, 1982	
HEALTH and WELFARE		192,424.73		TAX TITLE LIENS OUTSTANDING	
Health Services Except Environmental	30,295.15	192,424.73		Balance January 1, 1982	
Welfare-Public Assistance	36,099.88	192,424.73		Transfer From Taxes	
Hospitals, Clinics, First Aid		192,424.73		Redeemed in 1982	
Animal, Insect, & Rodent Control		192,424.73		Cancelled, Abated or Adjusted (1982)	
Other Welfare Services		192,424.73		Transfers to Foreclosed Property	
RECREATION and CONSERVATION		192,424.73		Balance December 31, 1982	
Beaches and Boardwalks		192,424.73		PROPERTY ACQUIRED BY DEED OR	
Parks, Playgrounds, Shade Trees		192,424.73		FORECLOSURE	
Land Reclamation & Conservation		192,424.73		Balance January 1, 1982	
Other Recreational Services	22,572.54	192,424.73		Transfers From Taxes or Liens	
EDUCATION (excluding schools)		192,424.73		Sale for Cash (1982)	
Libraries	50,000.00	192,424.73		Cancelled, Abated or Adjusted (1982)	
Other Educational Services		192,424.73		Balance December 31, 1982	
STATUTORY EXPENDITURES		192,424.73		CURRENT FINANCES DECEMBER 31, 1982	
Pensions & F. I. C. A.	776,102.81	192,424.73		ASSETS	
Employee Fringe Benefits	220,403.63	192,424.73		Cash Dec. 31, 1982	
Other Statutory Expenditures	59,917.96	192,424.73		Taxes Receivable	
CETA And Other Public Employment Programs		192,424.73		Tax Title Liens	
MUNICIPAL FUNCTIONS		192,424.73		Foreclosed Property	
CAPITAL IMPROVEMENTS	20,000.00	192,424.73		Emergencies & Other Deferred Charges	
DEBT SERVICE		192,424.73		State and Federal Aid Receivable	
Principal Payments	386,825.00	192,424.73		Other Receivables	
Interest Payments	308,155.66	192,424.73		Total	
TYPE I SCHL DEBT	49,606.25	192,424.73		LIABILITIES, RESERVES, AND SURPLUS	
DEFERRED CHARGES	2,930,217.99	192,424.73		Cash Liabilities	
SCHOOL, COUNTY, SPECIAL DISTRICT TAXES	4,758,935.32	192,424.73		Reserves for Receivables	
RESERVE FOR UNCOLLECTED TAXES	1,592,401.18	192,424.73		Surplus Dec. 31, 1982	
EXPENDITURES	14,913,199.62	192,424.73		Total	

1981/2000

\* ABOVE DEBT SERVICE INCLUDES TYPE I SCHOOL DEBT

609

\*Includes County Health Service Taxes or County Vocational School Taxes. See Table 13.



0819

Population 1980 2,303

Population 1982 2,305

S &amp; P Rating

Moody Rating

General Tax Rate Per \$100.

State Equalized Tax Rate 5.81

2.72

## WENONAH BOROUGH - GLOUCESTER CO.

Form of Government:

Borough Council

Number of Members on Governing Body - 6

PER CAPITA:

Gross Debt 370.20

Net Debt 22.23

Debt Service

Total Tax Levy 604.41

Municipal Expenditures 215.84

PER CENT:

Gross Debt 1.78

Net Debt .11

Tax Levy Collected 95.24

Tax Levy Cancelled, Abated  
or Adjusted .08

EXPENDITURES		REVENUES-REALIZED		1982 PROPERTY TAX	
GENERAL GOVERNMENT				STATE EQUALIZED TAX RATE $\rightarrow$	
Governing Body & Public Boards				Local District School Taxes .59	298,683.50
Municipal Clerk	4,018.00	1982 Property Taxes Collected 1,325,743.75		Regional & Consolidated School Tax 1.03	523,923.88
Financial Administration	3,550.00			School Taxes in Municipal Budget	
Assessment of Taxes	37,158.00	Delinquent Tax & Lien Collections 46,088.18		County Taxes .61 *	312,801.73
Collection of Taxes	22,859.73	Business Personalty Replacement Taxes 3,976.40		County Library Taxes	
Planning, Housing & Development	833.01	Taxes from Public Utilities 119,469.00		Local Municipal Purpose Taxes .49	247,200.00
Human Resources		Other Miscellaneous Tax Revenues		Veteran & Senior Citizen Taxes	20,925.00
Elections	753.58	State Aid Revenues 20,794.38		Total Taxes for Rate Computation 2.72	1,403,534.11
General Administration (other)	34,211.42	Federal Aid Revenues		Special District Taxes	
JUDICIARY		State and Local Fiscal Assistance Act Utilized 13,789.00		Bank Corp. Taxes	1,774.56
Municipal Courts	8,771.00	Sale of Acquired Property		Added and Omitted Taxes	8,778.68
PUBLIC SAFETY		Other Miscellaneous Revenues		Total Taxes Levied - ABSTRACT	1,393,162.35
Fire Protection	20,299.00	Total 1,583,555.37		Total Taxes Billed	1,391,971.71
Police Protection	128,150.00	Prior Years Surplus Appropriated 62,771.01		1982 TAXES COLLECTED	1,325,743.79
Civil Defense & Disaster Control		REVENUES TOTAL 1,646,326.38		1982 Taxes Cancelled, Abated or Adjusted	1,048.70
Environmental Inspection & Control	7,308.00	Reserve For Uncollected Taxes 51,750.20		Transfer to Tax Title Liens or Foreclosed	4,164.78
Other Public Safety		CAPITAL OUTLAY TOTAL 101,108.92		Balance Outstanding Dec. 31, 1982	61,014.44
PUBLIC WORKS				PRIOR YEARS TAXES OUTSTANDING	
Streets and Drainage	100,917.85	Public Enterprises 2,055.38		Balance January 1, 1982	47,084.71
Sewers and Sewage Processing		Recreation—Culture		Collected in 1982	46,088.18
Garbage and Trash Disposal	9,200.00	Public Works 56,617.00		Cancelled, Abated or Adjusted 1982	
Public Buildings and Grounds	15,000.00	Buildings and Grounds 42,436.54		Transfers to Tax Title Liens or Foreclosed	900.97
Other Public Works		Library and Education		Balance December 31, 1982	95.56
HEALTH and WELFARE		Conservation		TAX TITLE LIENS OUTSTANDING	
Health Services Except Environmental	430.50	All Other		Balance January 1, 1982	4,611.76
Welfare-Public Assistance	386.00	CAPITAL DEBT AUTHORIZED, DECEMBER 31, 1982		Transfer From Taxes	5,190.17
Hospitals, Clinics, First Aid		ISSUED AND UNISSUED GROSS DEBT NET DEBT		Redeemed in 1982	
Animal, Insect, & Rodent Control	315.00	School 769,054		Cancelled, Abated or Adjusted (1982)	
Other Welfare Services		Self-liquidating 33,000		Transfers to Foreclosed Property	
RECREATION and CONSERVATION		Other 51,250		Balance December 31, 1982	9,801.93
Beaches and Boardwalks		Total 853,304		PROPERTY ACQUIRED BY DEED OR FORECLOSURE	
Parks, Playgrounds, Shade Trees	4,399.00			Balance January 1, 1982	41,600.00
Land Reclamation & Conservation	135.00			Transfers From Taxes or Liens	
Other Recreational Services	200.00			Sale for Cash (1982)	
EDUCATION (excluding schools)				Cancelled, Abated or Adjusted (1982)	
Libraries	7,292.00			Balance December 31, 1982	41,600.00
Other Educational Services				CURRENT FINANCES DECEMBER 31, 1982	
STATUTORY EXPENDITURES				ASSETS	
Pensions & F. I. C. A.	25,106.11			Cash Dec. 31, 1982	300,661.80
Employee Fringe Benefits	12,603.00			Taxes Receivable	61,110.00
Other Statutory Expenditures	1,866.00			Tax Title Liens	9,801.93
CETA And Other Public Employment Programs				Foreclosed Property	41,600.00
MUNICIPAL FUNCTIONS TOTAL	445,762.20			Emergencies & Other Deferred Charges	37,000.00
CAPITAL IMPROVEMENTS *MEMO*	48,000.00			State and Federal Aid Receivable	
DEBT SERVICE				Other Receivables	41,250.00
Principal Payments				Total	491,423.73
Interest Payments				LIABILITIES, RESERVES, AND SURPLUS	
DEFERRED CHARGES				Cash Liabilities	253,906.81
SCHOOL, COUNTY, SPECIAL DISTRICT TAXES	1,135,409.11			Reserves for Receivables	153,761.93
RESERVE FOR UNCOLLECTED TAXES	51,750.20			Surplus Dec. 31, 1982	43,754.99
EXPENDITURES TOTAL	1,632,921.51			Total	491,423.73

Population 1980 2,299  
Population 1982 2,273  
S & P Rating  
Moody Rating

General Tax Rate Per \$100. 3.20  
State Equalized Tax Rate 2.37

**WEST AMWELL TWP. - HUNTERDON CO.**  
**Form of Government:**  
**Township Committee**  
**Number of Members on Governing Body - 3**

PER CAPITA: Gross Debt 12.76 PER CENT: Gross Debt .04  
Net Debt Net Debt  
Debt Service Tax Levy Collected 89.34  
Total Tax Levy 799.75 Tax Levy Cancelled, Abated  
Municipal Expenditures 295.01 or Adjusted .20

EXPENDITURES		REVENUES-REALIZED		1982 PROPERTY TAX	
<b>GENERAL GOVERNMENT</b>		<b>1982 Property Taxes Collected</b>		<b>STATE EQUALIZED TAX RATE</b>	
Governing Body & Public Boards			1,628,584.07	Local District School Taxes	.74 565,186.84
Municipal Clerk		1982 Payments in Lieu of Taxes		Regional & Consolidated School Tax	.97 739,324.63
Financial Administration	9,188.00	Delinquent Tax & Lien Collections	141,861.00	School Taxes in Municipal Budget	
Assessment of Taxes	7,008.00	Business Personalty Replacement Taxes	30,141.96	County Taxes	.47 358,877.27
Collection of Taxes	11,400.00	Taxes from Public Utilities	208,774.00	County Library Taxes	.03 21,558.61
Planning, Housing & Development	8,553.24	Other Miscellaneous Tax Revenues		Local Municipal Purpose Taxes	.16 123,679.63
Human Resources		State Aid Revenues	15,437.84	Veteran & Senior Citizen Taxes	23,300.00
Elections		Federal Aid Revenues		Total Taxes for Rote Computation	2.37 1,831,926.98
General Administration (other)	59,982.73	State and Local Fiscal Assistance Act Utilized	9,456.85	Special District Taxes	
<b>JUDICIARY</b>		Sale of Acquired Property		Bank Corp. Taxes	
Municipal Courts	8,850.00	Other Miscellaneous Revenues	88,558.14	Added and Omitted Taxes	
<b>PUBLIC SAFETY</b>		Total	2,122,813.86	Total Taxes Levied - ABSTRACT	1,817,825.51
Fire Protection	27,356.85	Prior Years Surplus Appropriated	169,000.00	Total Taxes Billed	1,822,904.17
Police Protection	60,150.00	REVENUES TOTAL	2,291,813.86	1982 TAXES COLLECTED	1,628,584.07
Civil Defense & Disaster Control	750.00	Reserve For Uncollected Taxes	174,040.43	1982 Taxes Cancelled, Abated or Adjusted	3,572.84
Environmental Inspection & Control	9,175.00	<b>CAPITAL OUTLAY TOTAL</b>	48,835.81	Transfer to Tax Title Liens or Foreclosed	12,075.57
Other Public Safety				Balance Outstanding Dec. 31, 1982	178,671.69
<b>PUBLIC WORKS</b>				<b>PRIOR YEARS TAXES OUTSTANDING</b>	
Streets and Drainage	207,901.63	Public Enterprises		Balance January 1, 1982	127,313.13
Sewers and Sewage Processing		Recreation—Culture	29,500.00	Collected in 1982	120,831.44
Garbage and Trash Disposal	18,950.00	Public Works	11,594.00	Cancelled, Abated or Adjusted 1982	2,268.76
Public Buildings and Grounds	19,975.00	Buildings and Grounds	7,741.81	Transfers to Tax Title Liens or Foreclosed	3,044.56
Other Public Works		Library and Education		Balance December 31, 1982	1,168.37
<b>HEALTH and WELFARE</b>		Conservation		<b>TAX TITLE LIENS OUTSTANDING</b>	
Health Services Except Environmental	1,150.00	All Other		Balance January 1, 1982	38,628.53
Welfare-Public Assistance	838.00	<b>CAPITAL DEBT AUTHORIZED, DECEMBER 31, 1982</b>		Transfer From Taxes	15,494.37
Hospitals, Clinics, First Aid		<b>ISSUED AND UNISSUED GROSS DEBT NET DEBT</b>		Redeemed in 1982	21,029.56
Animal, Insect, & Rodent Control		School 29,000		Cancelled, Abated or Adjusted (1982)	
Other Welfare Services		Self-liquidating		Transfers to Foreclosed Property	5,076.09
<b>RECREATION and CONSERVATION</b>		Other		Balance December 31, 1982	28,017.25
Beaches and Boardwalks		Total 29,000		<b>PROPERTY ACQUIRED BY DEED OR FORECLOSURE</b>	
Parks, Playgrounds, Shade Trees	1,500.00	<b>ISSUED AND OUTSTANDING</b>		Balance January 1, 1982	26,405.69
Land Reclamation & Conservation	600.00	School	29,000.00	Transfers From Taxes or Liens	5,076.09
Other Recreational Services	11,500.00	Self-Liquidating		Sale for Cash (1982)	13,960.00
<b>EDUCATION (excluding schools)</b>		Other		Cancelled, Abated or Adjusted (1982)	9,752.50
Libraries		Total 29,000.00		Balance December 31, 1982	7,769.28
Other Educational Services		<b>EQUALIZED VALUATION BASIS</b>		<b>CURRENT FINANCES DECEMBER 31, 1982</b>	
<b>STATUTORY EXPENDITURES</b>		<b>FOR NET DEBT COMPUTATION</b>	71,306.490	<b>ASSETS</b>	
Pensions & F. I. C. A.	22,100.00	<b>REAL PROPERTY VALUATIONS</b>		Cash Dec. 31, 1982	599,006.34
Employee Fringe Benefits	4,500.00	Code Class # of Parcels % VAL'N		Taxes Receivable	179,840.06
Other Statutory Expenditures	1,097.40	1 Vacant Land 238 5.94	3,324,860.00	Tax Title Liens	28,017.25
<b>CETA And Other Public Employment Programs</b>		2 Residential 599 61.10	34,172,585.00	Foreclosed Property	7,769.28
<b>MUNICIPAL FUNCTIONS TOTAL</b>	492,525.85	3 Farm 315 19.92	11,140,598.00	Emergencies & Other Deferred Charges	
<b>CAPITAL IMPROVEMENTS *MEMO*</b>	30,000.00	4a Commercial 35 5.95	3,329,910.00	State and Federal Aid Receivable	
<b>DEBT SERVICE</b>		4b Industrial 10 6.25	3,456,225.00	Other Receivables	
Principal Payments		4c Apartments 5 .83	466,025.00	Total	814,632.93
Interest Payments		Total 1202	55,930,203.00	<b>LIABILITIES, RESERVES, AND SURPLUS</b>	
<b>DEFERRED CHARGES</b>	4,000.00	Land Area 21.60 Sq. Miles		Cash Liabilities	110,090.41
SCHOOL, COUNTY, SPECIAL DISTRICT TAXES	1,684,947.35	Net Valuation Taxable-Municipal	56,679,396	Reserves for Receivables	215,626.59
RESERVE FOR UNCOLLECTED TAXES	174,040.43	Net Valuation Taxable-County	76,538,674	Surplus Dec. 31, 1982	488,915.93
<b>EXPENDITURES TOTAL</b>	2,355,513.63	State Equalized Valuation	76,259,120	Total	814,632.93
		State Equalization Ratio	74.07		



Population 1980 **11,407**  
 Population 1982 **11,314**  
 S & P Rating **AAA**  
 Moody Rating

General Tax Rate Per \$100. **4.56**  
 State Equalized Tax Rate **2.88**

**WEST CALDWELL TOWNSHIP - ESSEX CO.****Form of Government:****Borough Council****Number of Members on Governing Body - 6**

PER CAPITA:

Gross Debt **581.28**  
 Net Debt **58.50**  
 Debt Service **35.29**  
 Total Tax Levy **1,157.78**  
 Municipal Expenditures **397.44**

PER CENT:

Gross Debt **1.60**  
 Net Debt **.16**  
 Tax Levy Collected **97.95**  
 Tax Levy Cancelled, Abated or Adjusted **.05**

EXPENDITURES		REVENUES-REALIZED		1982 PROPERTY TAX	
<b>GENERAL GOVERNMENT</b>				STATE EQUALIZED TAX RATE <b>2.88</b>	
Governing Body & Public Boards		1982 Property Taxes Collected	<b>12,809,824.99</b>	Local District School Taxes	<b>1.43</b> <b>6,462,856.50</b>
Municipal Clerk		1982 Payments in Lieu of Taxes		Regional & Consolidated School Tax	
Financial Administration	<b>32,944.73</b>	Delinquent Tax & Lien Collections	<b>225,131.79</b>	School Taxes in Municipal Budget	
Assessment of Taxes	<b>54,490.79</b>	Business Personalty Replacement Taxes	<b>242,160.08</b>	County Taxes	<b>1.05</b> <b>4,781,036.33</b>
Collection of Taxes	<b>31,727.58</b>	Taxes from Public Utilities	<b>1,009,487.00</b>	County Library Taxes	
Planning, Housing & Development	<b>33,354.61</b>	Other Miscellaneous Tax Revenues		Local Municipal Purpose Taxes	<b>.40</b> <b>1,807,062.92</b>
Human Resources	<b>14,998.67</b>	State Aid Revenues	<b>97,324.13</b>	Veteran & Senior Citizen Taxes	<b>81,925.00</b>
Elections	<b>2,318.19</b>	Federal Aid Revenues		Total Taxes for Rate Computation	<b>2.88</b> <b>13,132,880.75</b>
General Administration (other)	<b>548,491.68</b>	State and Local Fiscal Assistance Act Utilized	<b>154,185.00</b>	Special District Taxes	
<b>JUDICIARY</b>	<b>44,463.17</b>	Sale of Acquired Property		Bank Corp. Taxes	<b>22,693.86</b>
Municipal Courts		Other Miscellaneous Revenues	<b>568,641.29</b>	Added and Omitted Taxes	<b>25,492.56</b>
<b>PUBLIC SAFETY</b>		Total	<b>15,106,754.28</b>	Total Taxes Levied - ABSTRACT	<b>13,099,142.17</b>
Fire Protection	<b>50,225.78</b>	Prior Years Surplus Appropriated	<b>620,000.00</b>	Total Taxes Billed	<b>13,077,539.52</b>
Police Protection	<b>750,534.10</b>	REVENUES TOTAL	<b>15,726,754.28</b>	1982 TAXES COLLECTED	<b>12,809,824.99</b>
Civil Defense & Disaster Control	<b>2,597.85</b>	Reserve For Uncollected Taxes	<b>718,863.00</b>	1982 Taxes Cancelled, Abated or Adjusted	<b>6,821.76</b>
Environmental Inspection & Control	<b>62,284.94</b>	CAPITAL OUTLAY TOTAL	<b>131,277.02</b>	Transfer to Tax Title Liens or Foreclosed	<b>20,693.28</b>
Other Public Safety		Public Enterprises	<b>39,390.22</b>	Balance Outstanding Dec. 31, 1982	<b>240,199.49</b>
<b>PUBLIC WORKS</b>		Recreation—Culture	<b>2,238.29</b>	<b>PRIOR YEARS TAXES OUTSTANDING</b>	
Streets and Drainage	<b>271,445.77</b>	Public Works	<b>44,608.43</b>	Balance January 1, 1982	<b>283,318.45</b>
Sewers and Sewage Processing	<b>294,735.65</b>	Buildings and Grounds	<b>45,040.08</b>	Collected in 1982	<b>224,924.26</b>
Garbage and Trash Disposal	<b>158,657.84</b>	Library and Education		Cancelled, Abated or Adjusted 1982	<b>868.48</b>
Public Buildings and Grounds	<b>70,612.64</b>	Conservation		Transfers to Tax Title Liens or Foreclosed	<b>3,236.23</b>
Other Public Works	<b>42,921.83</b>	All Other		Balance December 31, 1982	<b>54,289.48</b>
<b>HEALTH and WELFARE</b>		CAPITAL DEBT AUTHORIZED, DECEMBER 31, 1982		<b>TAX TITLE LIENS OUTSTANDING</b>	
Health Services Except Environmental	<b>43,095.00</b>	ISSUED AND UNISSUED GROSS DEBT NET DEBT		Balance January 1, 1982	<b>44,547.85</b>
Welfare-Public Assistance	<b>9,120.00</b>	School <b>1,751,586</b>		Transfer From Taxes	<b>24,359.28</b>
Hospitals, Clinics, First Aid		Self-liquidating <b>906,200</b>	<b>278,550</b>	Redeemed in 1982	<b>207.53</b>
Animal, Insect, & Rodent Control		Other <b>3,918,850</b>	<b>383,267</b>	Cancelled, Abated or Adjusted (1982)	
Other Welfare Services	<b>2,000.00</b>	Total <b>6,576,636</b>	<b>661,817</b>	Transfers to Foreclosed Property	
<b>RECREATION and CONSERVATION</b>		ISSUED AND OUTSTANDING		Balance December 31, 1982	<b>68,699.60</b>
Beaches and Boardwalks		School <b>1,751,586.37</b>		<b>PROPERTY ACQUIRED BY DEED OR FORECLOSURE</b>	
Parks, Playgrounds, Shade Trees	<b>203,850.20</b>	Self-Liquidating <b>866,300.00</b>		Balance January 1, 1982	<b>25,320.00</b>
Land Reclamation & Conservation	<b>450.00</b>	Other <b>2,986,150.00</b>		Transfers From Taxes or Liens	
Other Recreational Services	<b>4,774.97</b>	Total <b>5,604,036.37</b>		Sale for Cash (1982)	
<b>EDUCATION (excluding schools)</b>		EQUALIZED VALUATION BASIS FOR NET DEBT COMPUTATION	<b>410,047,290</b>	Cancelled, Abated or Adjusted (1982)	
Libraries	<b>189,000.00</b>	REAL PROPERTY VALUATIONS		Balance December 31, 1982	<b>25,320.00</b>
Other Educational Services		Code Class # of Parcels % VAL'N ASSESSED VALUATION		<b>CURRENT FINANCES DECEMBER 31, 1982</b>	
<b>STATUTORY EXPENDITURES</b>		1 Vacant Land <b>136 1.84</b>	<b>5,224,100.00</b>	ASSETS	
Pensions & F. I. C. A.	<b>248,744.24</b>	2 Residential <b>3315 64.97</b>	<b>184,555,700.00</b>	Cash Dec. 31, 1982	<b>908,382.22</b>
Employee Fringe Benefits	<b>119,700.00</b>	3 Farm <b>7 .03</b>	<b>72,700.00</b>	Taxes Receivable	<b>294,488.97</b>
Other Statutory Expenditures	<b>5,500.00</b>	4a Commercial <b>82 10.05</b>	<b>28,562,500.00</b>	Tax Title Liens	<b>68,699.60</b>
<b>CETA And Other Public Employment Programs</b>		4b Industrial <b>57 21.69</b>	<b>61,636,000.00</b>	Foreclosed Property	<b>25,320.00</b>
<b>MUNICIPAL FUNCTIONS TOTAL</b>	<b>3,333,044.23</b>	4c Apartments <b>7 1.42</b>	<b>4,023,600.00</b>	Emergencies & Other Deferred Charges	<b>18,000.00</b>
<b>CAPITAL IMPROVEMENTS *MEMO*</b>	<b>8,000.00</b>	Total <b>3604</b>	<b>284,114,600.00</b>	State and Federal Aid Receivable	<b>2,338.95</b>
<b>DEBT SERVICE</b>		Land Area <b>5.04</b> Sq. Miles		Other Receivables	<b>74,407.89</b>
Principal Payments	<b>150,000.00</b>	Net Valuation Taxable-Municipal	<b>286,229,100</b>	Total	<b>1,391,637.63</b>
Interest Payments	<b>249,306.89</b>	Net Valuation Taxable-County	<b>428,937,251</b>	<b>LIABILITIES, RESERVES, AND SURPLUS</b>	
<b>DEFERRED CHARGES</b>	<b>45,443.60</b>	State Equalized Valuation	<b>451,947,622</b>	Cash Liabilities	<b>189,266.02</b>
<b>SCHOOL, COUNTY, SPECIAL DISTRICT TAXES</b>	<b>11,243,892.83</b>	State Equalization Ratio	<b>63.16</b>	Reserves for Receivables	<b>463,116.46</b>
<b>RESERVE FOR UNCOLLECTED TAXES</b>	<b>718,863.00</b>			Surplus Dec. 31, 1982	<b>739,255.15</b>
<b>EXPENDITURES TOTAL</b>	<b>15,740,550.55</b>			Total	<b>1,391,637.63</b>

0512

Population 1980 **1,091**  
 Population 1982 **1,203**  
 S & P Rating  
 Moody Rating

General Tax Rate Per \$100.

**3.71**  
 State Equalized Tax Rate  
**1.64**

## WEST CAPE MAY BORO. - CAPE MAY CO.

## Form of Government:

Commission (1911)

Number of Members on Governing Body - 3

## PER CAPITA:

Gross Debt **122.17**  
 Net Debt **54.45**  
 Debt Service **14.73**  
 Total Tax Levy **448.11**  
 Municipal Expenditures **269.96**

## PER CENT:

Gross Debt **.53**  
 Net Debt **.24**  
 Tax Levy Collected **86.27**  
 Tax Levy Cancelled, Abated  
 or Adjusted

EXPENDITURES		REVENUES-REALIZED		1982 PROPERTY TAX	
GENERAL GOVERNMENT				STATE EQUALIZED TAX RATE $\rightarrow$	
Governing Body & Public Boards		1982 Property Taxes Collected	<b>461,709.89</b>	Local District School Taxes <b>.40</b>	<b>126,606.00</b>
Municipal Clerk		1982 Payments in Lieu of Taxes		Regional & Consolidated School Tax <b>.57</b>	<b>181,921.83</b>
Financial Administration	<b>14,000.00</b>	Delinquent Tax & Lien Collections	<b>57,938.64</b>	School Taxes in Municipal Budget	
Assessment of Taxes	<b>5,650.00</b>	Business Personalty Replacement Taxes	<b>4,803.48</b>	County Taxes <b>.36</b>	<b>114,633.07</b>
Collection of Taxes	<b>6,400.00</b>	Taxes from Public Utilities	<b>72,859.00</b>	County Library Taxes <b>.02</b>	<b>7,128.29</b>
Planning, Housing & Development	<b>650.00</b>	Other Miscellaneous Tax Revenues		Local Municipal Purpose Taxes <b>.29</b>	<b>94,379.73</b>
Human Resources		State Aid Revenues	<b>8,592.25</b>	Veteran & Senior Citizen Taxes	<b>18,825.00</b>
Elections	<b>400.00</b>	Federal Aid Revenues		Total Taxes for Rate Computation <b>1.64</b>	<b>543,493.92</b>
General Administration (other)	<b>48,919.00</b>	State and Local Fiscal Assistance Act Utilized	<b>12,456.94</b>	Special District Taxes	
JUDICIARY		Sale of Acquired Property		Bank Corp. Taxes	<b>1,833.97</b>
Municipal Courts	<b>3,500.00</b>	Other Miscellaneous Revenues	<b>80,139.15</b>	Added and Omitted Taxes	<b>12,568.26</b>
PUBLIC SAFETY		Total	<b>698,499.35</b>	Total Taxes Levied - ABSTRACT	<b>539,071.15</b>
Fire Protection	<b>7,600.00</b>	Prior Years Surplus Appropriated	<b>56,000.00</b>	Total Taxes Billed	<b>535,191.95</b>
Police Protection	<b>66,956.94</b>	REVENUES TOTAL	<b>754,499.35</b>	1982 TAXES COLLECTED	<b>461,709.89</b>
Civil Defense & Disaster Control	<b>500.00</b>	Reserve For Uncollected Taxes	<b>77,641.08</b>	1982 Taxes Cancelled, Abated or Adjusted	
Environmental Inspection & Control	<b>8,300.00</b>	CAPITAL OUTLAY TOTAL	<b>7,806.12</b>	Transfer to Tax Title Liens or Foreclosed	<b>10,141.28</b>
Other Public Safety		Public Enterprises		Balance Outstanding Dec. 31, 1982	<b>63,340.78</b>
PUBLIC WORKS		Recreation—Culture		PRIOR YEARS TAXES OUTSTANDING	
Streets and Drainage	<b>24,926.35</b>	Public Works	<b>4,796.12</b>	Balance January 1, 1982	<b>59,540.27</b>
Sewers and Sewage Processing	<b>500.00</b>	Buildings and Grounds	<b>3,010.00</b>	Collected in 1982	<b>50,657.59</b>
Garbage and Trash Disposal	<b>7,552.00</b>	Library and Education		Cancelled, Abated or Adjusted 1982	
Public Buildings and Grounds	<b>2,926.00</b>	Conservation		Transfers to Tax Title Liens or Foreclosed	<b>2,525.50</b>
Other Public Works		All Other		Balance December 31, 1982	<b>6,357.18</b>
HEALTH and WELFARE		CAPITAL DEBT AUTHORIZED, DECEMBER 31, 1982		TAX TITLE LIENS OUTSTANDING	
Health Services Except Environmental		ISSUED AND UNISSUED GROSS DEBT NET DEBT		Balance January 1, 1982	<b>25,153.36</b>
Welfare-Public Assistance	<b>1,950.00</b>	School <b>81,470</b>		Transfer From Taxes	<b>12,890.05</b>
Hospitals, Clinics, First Aid		Self-liquidating		Redeemed in 1982	<b>7,281.05</b>
Animal, Insect, & Rodent Control		Other <b>65,500</b>	<b>65,500</b>	Cancelled, Abated or Adjusted (1982)	<b>5.51</b>
Other Welfare Services		Total <b>146,970</b>	<b>65,500</b>	Transfers to Foreclosed Property	
RECREATION and CONSERVATION		ISSUED AND OUTSTANDING		Balance December 31, 1982	<b>30,756.85</b>
Beaches and Boardwalks		School <b>81,470.74</b>		PROPERTY ACQUIRED BY DEED OR FORECLOSURE	
Parks, Playgrounds, Shade Trees	<b>500.00</b>	Self-liquidating		Balance January 1, 1982	<b>8,582.00</b>
Land Reclamation & Conservation		Other <b>26,500.00</b>		Transfers From Taxes or Liens	
Other Recreational Services	<b>700.00</b>	Total <b>107,970.74</b>		Sale for Cash (1982)	
EDUCATION (excluding schools)		EQUALIZED VALUATION BASIS FOR NET DEBT COMPUTATION	<b>27,652,374</b>	Cancelled, Abated or Adjusted (1982)	
Libraries		REAL PROPERTY VALUATIONS		Balance December 31, 1982	<b>8,582.00</b>
Other Educational Services		Code Class # of Parcels % VAL'N ASSESSED VALUATION		CURRENT FINANCES DECEMBER 31, 1982	
STATUTORY EXPENDITURES		1 Vacant Land 209 8.56 <b>1,197,750.00</b>		ASSETS	
Pensions & F. I. C. A.	<b>10,915.00</b>	2 Residential 612 82.70 <b>11,565,220.00</b>		Cash Dec. 31, 1982	<b>352,846.52</b>
Employee Fringe Benefits	<b>2,750.00</b>	3 Farm 23 1.80 <b>252,700.00</b>		Taxes Receivable	<b>69,697.96</b>
Other Statutory Expenditures	<b>1,000.00</b>	4a Commercial 26 6.73 <b>941,100.00</b>		Tax Title Liens	<b>30,756.85</b>
CETA And Other Public Employment Programs		4b Industrial		Foreclosed Property	<b>8,582.00</b>
MUNICIPAL FUNCTIONS TOTAL	<b>216,595.29</b>	4c Apartments 1 .20 <b>27,600.00</b>		Emergencies & Other Deferred Charges	<b>31,705.28</b>
CAPITAL IMPROVEMENTS *MEMO*	<b>3,000.00</b>	Total <b>871</b> <b>13,984,370.00</b>		State and Federal Aid Receivable	
DEBT SERVICE		Land Area <b>1.30</b> Sq. Miles		Other Receivables	<b>57,653.28</b>
Principal Payments	<b>9,920.92</b>	Net Valuation Taxable-Municipal <b>14,148,695</b>		Total	<b>551,241.89</b>
Interest Payments	<b>7,794.20</b>	Net Valuation Taxable-County <b>28,520,176</b>		LIABILITIES, RESERVES, AND SURPLUS	
DEFERRED CHARGES	<b>12,814.56</b>	State Equalized Valuation <b>31,788,861</b>		Cash Liabilities	<b>260,237.76</b>
SCHOOL, COUNTY, SPECIAL DISTRICT TAXES	<b>430,289.19</b>	State Equalization Ratio <b>44.22</b>		Reserves for Receivables	<b>166,650.09</b>
RESERVE FOR UNCOLLECTED TAXES	<b>77,641.08</b>			Surplus Dec. 31, 1982	<b>124,314.04</b>
EXPENDITURES TOTAL	<b>755,055.24</b>			Total	<b>551,241.89</b>



0820

Population 1980 **18,002**  
 Population 1982 **18,084**  
 S & P Rating **AAA**  
 Moody Rating **A**

General Tax Rate Per \$100.

**1.96**

State Equalized Tax Rate

**1.83****WEST DEPTFORD TWP. - GLOUCESTER CO.****Form of Government:****Township Committee****Number of Members on Governing Body - 5****PER CAPITA:**

Gross Debt **586.40**  
 Net Debt **425.00**  
 Debt Service **21.86**  
 Total Tax Levy **555.17**  
 Municipal Expenditures **199.28**

**PER CENT:**

Gross Debt **2.34**  
 Net Debt **1.69**  
 Tax Levy Collected **96.84**  
 Tax Levy Cancelled, Abated or Adjusted **.19**

EXPENDITURES		REVENUES-REALIZED		1982 PROPERTY TAX	
<b>GENERAL GOVERNMENT</b>				<b>STATE EQUALIZED TAX RATE</b> <span style="float:right">↓</span>	
Governing Body & Public Boards		1982 Property Taxes Collected	<b>9,710,185.15</b>	Local District School Taxes <b>1.23</b>	<b>6,650,186.02</b>
Municipal Clerk		1982 Payments in Lieu of Taxes		Regional & Consolidated School Tax	
Financial Administration	<b>49,361.00</b>	Delinquent Tax & Lien Collections	<b>200,931.41</b>	School Taxes in Municipal Budget	
Assessment of Taxes	<b>43,997.00</b>	Business Personalty Replacement Taxes	<b>407,630.36</b>	County Taxes	<b>.52</b> <b>2,810,858.11</b>
Collection of Taxes	<b>44,947.00</b>	Taxes from Public Utilities	<b>940,262.00</b>	County Library Taxes	
Planning, Housing & Development	<b>22,060.00</b>	Other Miscellaneous Tax Revenues		Local Municipal Purpose Taxes	<b>.08</b> <b>421,175.64</b>
Human Resources		State Aid Revenues	<b>112,908.05</b>	Veteran & Senior Citizen Taxes	<b>147,075.00</b>
Elections		Federal Aid Revenues	<b>56,168.00</b>	Total Taxes for Rate Computation <b>1.83</b>	<b>10,029,294.77</b>
General Administration (other)	<b>391,868.00</b>	State and Local Fiscal Assistance Act Utilized		Special District Taxes	
<b>JUDICIARY</b>		Sale of Acquired Property	<b>855,431.05</b>	Bank Corp. Taxes	<b>14,744.85</b>
Municipal Courts	<b>36,930.00</b>	Other Miscellaneous Revenues	<b>12,323,516.02</b>	Added and Omitted Taxes	<b>142,780.33</b>
<b>PUBLIC SAFETY</b>		Total	<b>13,253,516.02</b>	Total Taxes Levied - ABSTRACT	<b>10,039,744.95</b>
Fire Protection	<b>42,500.00</b>	Prior Years Surplus Appropriated	<b>930,000.00</b>	Total Taxes Billed	<b>10,026,886.76</b>
Police Protection	<b>825,693.00</b>	REVENUES	<b>13,253,516.02</b>	1982 TAXES COLLECTED	<b>9,710,185.15</b>
Civil Defense & Disaster Control	<b>750.00</b>	Reserve For Uncollected Taxes	<b>405,952.91</b>	1982 Taxes Cancelled, Abated or Adjusted	<b>18,974.53</b>
Environmental Inspection & Control	<b>70,431.00</b>	CAPITAL OUTLAY	<b>1,375,425.51</b>	Transfer to Tax Title Liens or Foreclosed	<b>47,627.58</b>
Other Public Safety		Total	<b>448,803.77</b>	Balance Outstanding Dec. 31, 1982	<b>250,099.50</b>
<b>PUBLIC WORKS</b>		Public Enterprises	<b>926,621.74</b>	<b>PRIOR YEARS TAXES OUTSTANDING</b>	
Streets and Drainage	<b>465,857.25</b>	Recreation—Culture		Balance January 1, 1982	<b>185,602.82</b>
Sewers and Sewage Processing		Public Works		Collected in 1982	<b>152,680.02</b>
Garbage and Trash Disposal	<b>271,555.00</b>	Buildings and Grounds		Cancelled, Abated or Adjusted 1982	<b>16,147.92</b>
Public Buildings and Grounds	<b>86,040.00</b>	Library and Education		Transfers to Tax Title Liens or Foreclosed	<b>13,840.50</b>
Other Public Works	<b>16,016.00</b>	Conservation		Balance December 31, 1982	<b>2,934.38</b>
<b>HEALTH and WELFARE</b>		All Other		<b>TAX TITLE LIENS OUTSTANDING</b>	
Health Services Except Environmental	<b>12,724.00</b>	CAPITAL DEBT AUTHORIZED, DECEMBER 31, 1982		Balance January 1, 1982	<b>47,361.20</b>
Welfare-Public Assistance	<b>13,278.00</b>	ISSUED AND UNISSUED		Transfer From Taxes	<b>63,438.23</b>
Hospitals, Clinics, First Aid		School	<b>2,363,000</b>	Redeemed in 1982	<b>48,251.39</b>
Animal, Insect, & Rodent Control	<b>18,086.00</b>	Self-liquidating	<b>4,315,400</b>	Cancelled, Abated or Adjusted (1982)	
Other Welfare Services		Other	<b>3,926,100</b>	Transfers to Foreclosed Property	
<b>RECREATION and CONSERVATION</b>		Total	<b>10,604,500</b>	Balance December 31, 1982	<b>62,548.04</b>
Beaches and Boardwalks		ISSUED AND OUTSTANDING		<b>PROPERTY ACQUIRED BY DEED OR FORECLOSURE</b>	
Parks, Playgrounds, Shade Trees	<b>1,350.00</b>	School	<b>2,363,000.00</b>	Balance January 1, 1982	<b>158,659.32</b>
Land Reclamation & Conservation	<b>47,885.00</b>	Self-Liquidating	<b>4,315,400.00</b>	Transfers From Taxes or Liens	
Other Recreational Services		Other	<b>3,926,100.00</b>	Sale for Cash (1982)	<b>18,200.00</b>
<b>EDUCATION (excluding schools)</b>		Total	<b>10,604,500.00</b>	Cancelled, Abated or Adjusted (1982)	
Libraries	<b>86,743.00</b>	EQUALIZED VALUATION BASIS		Balance December 31, 1982	<b>140,459.32</b>
Other Educational Services		FOR NET DEBT COMPUTATION	<b>453,996,979</b>	<b>CURRENT FINANCES DECEMBER 31, 1982</b>	
<b>STATUTORY EXPENDITURES</b>		REAL PROPERTY VALUATIONS		<b>ASSETS</b>	
Pensions & F. I. C. A.	<b>244,568.82</b>	Code Class # of Parcels % VAL'N		Cash Dec. 31, 1982	<b>4,659,516.33</b>
Employee Fringe Benefits		1 Vacant Land 636 8.14	<b>40,826,800.00</b>	Taxes Receivable	<b>253,033.88</b>
Other Statutory Expenditures	<b>8,200.00</b>	2 Residential 4426 41.91	<b>210,229,900.00</b>	Tax Title Liens	<b>62,548.04</b>
CETA And Other Public Employment Programs		3 Farm 135 1.60	<b>8,042,500.00</b>	Foreclosed Property	<b>140,459.32</b>
<b>MUNICIPAL FUNCTIONS</b>	<b>2,800,840.07</b>	4a Commercial 233 22.18	<b>111,275,800.00</b>	Emergencies & Other Deferred Charges	
<b>CAPITAL IMPROVEMENTS</b>	<b>30,000.00</b>	4b Industrial 6 20.46	<b>102,641,100.00</b>	State and Federal Aid Receivable	<b>14,927.68</b>
<b>DEBT SERVICE</b>		4c Apartments 9 5.70	<b>28,589,400.00</b>	Other Receivables	<b>25,365.14</b>
Principal Payments	<b>110,000.00</b>	Total 5445	<b>501,605,500.00</b>	Total	<b>5,155,850.39</b>
Interest Payments	<b>285,299.50</b>	Land Area 16.18 Sq. Miles		<b>LIABILITIES, RESERVES, AND SURPLUS</b>	
<b>DEFERRED CHARGES</b>	<b>1,626.75</b>	Net Valuation Taxable-Municipal	<b>504,291,144</b>	Cash Liabilities	<b>3,768,621.81</b>
<b>SCHOOL, COUNTY, SPECIAL DISTRICT TAXES</b>	<b>9,461,044.13</b>	Net Valuation Taxable-County	<b>450,534,683</b>	Reserves for Receivables	<b>481,406.38</b>
<b>RESERVE FOR UNCOLLECTED TAXES</b>	<b>405,952.91</b>	State Equalized Valuation	<b>540,148,961</b>	Surplus Dec. 31, 1982	<b>905,822.20</b>
<b>EXPENDITURES</b>	<b>13,064,763.36</b>	State Equalization Ratio	<b>93.33</b>	Total	<b>5,155,850.39</b>

1353

Population 1980 **7,380**  
 Population 1982 **7,408**  
 S & P Rating  
 Moody Rating **A1**

General Tax Rate Per \$100.

4.38

State Equalized Tax Rate

2.39

# WEST LONG BRANCH BOROUGH - MONMOUTH COUNTY

Form of Government:

Borough Council

Number of Members on Governing Body - 6

PER CAPITA:

Gross Debt **254.51**  
 Net Debt **211.18**  
 Debt Service **35.22**  
 Total Tax Levy **691.04**  
 Municipal Expenditures **260.67**

PER CENT:

Gross Debt **1.01**  
 Net Debt **.84**  
 Tax Levy Collected **97.25**  
 Tax Levy Cancelled, Abated or Adjusted **.07**

EXPENDITURES		REVENUES-REALIZED		1982 PROPERTY TAX	
GENERAL GOVERNMENT		1982 Property Taxes Collected		STATE EQUALIZED TAX RATE	
Governing Body & Public Boards		1982 Payments in Lieu of Taxes	4,568,823.70	Local District School Taxes .81	1,726,912.00
Municipal Clerk		Delinquent Tax & Lien Collections	118,885.22	Regional & Consolidated School Tax .67	1,424,389.84
Financial Administration	6,500.00	Business Personalty Replacement Taxes	125,630.92	School Taxes in Municipal Budget	
Assessment of Taxes	108,800.00	Taxes from Public Utilities	450,750.00	County Taxes .50	1,061,544.46
Collection of Taxes	32,973.00	Other Miscellaneous Tax Revenues		County Library Taxes .02	40,693.52
Planning, Housing & Development	7,600.00	State Aid Revenues	58,764.31	Local Municipal Purpose Taxes .35	825,000.00
Human Resources		Federal Aid Revenues		Veteran & Senior Citizen Taxes	51,125.00
Elections		State and Local Fiscal Assistance Act Utilized	51,156.03	Total Taxes for Rate Computation 2.39	5,129,664.82
General Administration (other)	167,472.76	Sale of Acquired Property		Special District Taxes	
JUDICIARY		Other Miscellaneous Revenues	207,465.80	Bank Corp. Taxes	3,434.95
Municipal Courts	21,401.01	Prior Years Surplus Appropriated	95,500.00	Added and Omitted Taxes	37,263.38
PUBLIC SAFETY		REVENUES TOTAL	6,076,975.98	Total Taxes Levied - ABSTRACT	5,119,238.15
Fire Protection	82,859.74	Reserve For Uncollected Taxes	201,062.35	Total Taxes Billed	5,109,591.12
Police Protection	469,836.62	CAPITAL OUTLAY TOTAL	205,291.70	1982 TAXES COLLECTED	4,968,823.70
Civil Defense & Disaster Control	500.00	Public Enterprises		1982 Taxes Cancelled, Abated or Adjusted	3,541.85
Environmental Inspection & Control	9,200.00	Recreation—Culture	194,820.60	Transfer to Tax Title Liens or Foreclosed	2,703.94
Other Public Safety		Public Works	10,471.10	Balance Outstanding Dec. 31, 1982	1,452,641.65
PUBLIC WORKS		Buildings and Grounds		PRIOR YEARS TAXES OUTSTANDING	
Streets and Drainage	165,444.43	Library and Education		Balance January 1, 1982	130,333.44
Sewers and Sewage Processing		Conservation		Collected in 1982	116,036.92
Garbage and Trash Disposal	133,500.00	All Other		Cancelled, Abated or Adjusted 1982	
Public Buildings and Grounds	38,902.00	CAPITAL DEBT AUTHORIZED, DECEMBER 31, 1982		Transfers to Tax Title Liens or Foreclosed	1,407.90
Other Public Works	7,316.00	ISSUED AND UNISSUED		Balance December 31, 1982	12,888.62
HEALTH and WELFARE		SCHOOL	321,008	TAX TITLE LIENS OUTSTANDING	
Health Services Except Environmental	19,346.00	Self-liquidating		Balance January 1, 1982	7,993.17
Welfare-Public Assistance	2,300.00	Other	1,564,420	Transfer From Taxes	4,321.28
Hospitals, Clinics, First Aid		Total	1,885,428	Redeemed in 1982	2,848.30
Animal, Insect, & Rodent Control		ISSUED AND OUTSTANDING		Cancelled, Abated or Adjusted (1982)	
Other Welfare Services		SCHOOL	321,008.28	Transfers to Foreclosed Property	
RECREATION and CONSERVATION		Self-Liquidating		Balance December 31, 1982	9,466.15
Beaches and Boardwalks		Other	1,441,051.70	PROPERTY ACQUIRED BY DEED OR FORECLOSURE:	
Parks, Playgrounds, Shade Trees	400.00	Total	1,762,059.98	Balance January 1, 1982	44,275.00
Land Reclamation & Conservation	500.00	EQUALIZED VALUATION BASIS		Transfers From Taxes or Liens	
Other Recreational Services	19,452.00	FOR NET DEBT COMPUTATION	186,874,256	Sale for Cash (1982)	
EDUCATION (excluding schools)		REAL PROPERTY VALUATIONS		Cancelled, Abated or Adjusted (1982)	
Libraries	40,027.00	Code Class # of Parcels % VAL'N		Balance December 31, 1982	44,275.00
Other Educational Services	171.00	1 Vacant Land 202 2.55		CURRENT FINANCES DECEMBER 31, 1982	
STATUTORY EXPENDITURES		2 Residential 1945 79.13		ASSETS	
Pensions & F. I. C. A.	58,730.39	3 Farm 16 .25		Cash Dec. 31, 1982	313,745.71
Employee Fringe Benefits	27,467.13	4a Commercial 79 13.94		Taxes Receivable	147,410.27
Other Statutory Expenditures	6,850.00	4b Industrial 1 3.86		Tax Title Liens	9,466.15
CETA And Other Public Employment Programs		4c Apartments 2 .27		Foreclosed Property	44,275.00
MUNICIPAL FUNCTIONS TOTAL	1,467,549.08	Total 2245		Emergencies & Other Deferred Charges	104,079.67
CAPITAL IMPROVEMENTS *MEMO*	20,000.00	Land Area 2.83 Sq. Miles		State and Federal Aid Receivable	44,565.91
DEBT SERVICE		Net Valuation Taxable-Municipal	115,852,875	Other Receivables	137,419.56
Principal Payments	120,425.00	Net Valuation Taxable-County	198,994,547	Total	800,962.27
Interest Payments	140,501.24	State Equalized Valuation	211,851,748	LIABILITIES, RESERVES, AND SURPLUS	
DEFERRED CHARGES	1,520.00	State Equalization Ratio	54.48	Cash Liabilities	276,209.36
SCHOOL, COUNTY, SPECIAL DISTRICT TAXES	4,253,539.82			Reserves for Receivables	338,570.98
RESERVE FOR UNCOLLECTED TAXES	201,062.35			Surplus Dec. 31, 1982	166,181.93
EXPENDITURES TOTAL	6,184,597.49			Total	800,962.27



1415

Population 1980 22,750

Population 1982 23,271

S &amp; P Rating

Moody Rating BAA1

General Tax Rate Per \$100.

5.84

State Equalized Tax Rate

2.71

## WEST MILFORD TWP. - PASSAIC COUNTY

## Form of Government:

Council-Manager Plan D (OMCL 50)

Number of Members on Governing Body - 5

## PER CAPITA:

Gross Debt 744.06

Net Debt 198.16

Debt Service 19.02

Total Tax Levy 709.91

Municipal Expenditures 327.54

## PER CENT:

Gross Debt 3.12

Net Debt .83

Tax Levy Collected 96.73

Tax Levy Cancelled, Abated

or Adjusted .14

EXPENDITURES		REVENUES-REALIZED		1982 PROPERTY TAX	
<b>GENERAL GOVERNMENT</b>				<b>STATE EQUALIZED TAX RATE</b>	
Governing Body & Public Boards	19,300.00	1982 Property Taxes Collected	15,592,141.07	Local District School Taxes	1.61 9,767,118.30
Municipal Clerk	143,875.00	1982 Payments in Lieu of Taxes		Regional & Consolidated School Tax	
Financial Administration	88,667.00	Delinquent Tax & Lien Collections	606,876.70	School Taxes in Municipal Budget	
Assessment of Taxes	91,118.00	Business Personalty Replacement Taxes	126,110.88	County Taxes	.59 3,563,274.96
Collection of Taxes	123,351.00	Taxes from Public Utilities	1,352,450.00	County Library Taxes	
Planning, Housing & Development	115,646.00	Other Miscellaneous Tax Revenues		Local Municipal Purpose Taxes	.51 3,101,466.00
Human Resources	15,500.00	State Aid Revenues	249,491.88	Veteran & Senior Citizen Taxes	168,600.00
Elections	12,250.00	Federal Aid Revenues		Total Taxes for Rate Computation	2.71 16,600,459.26
General Administration (other)	518,867.80	State and Local Fiscal Assistance Act Utilized	527,841.00	Special District Taxes	
<b>JUDICIARY</b>		Sale of Acquired Property	50,918.81	Bank Corp. Taxes	6,922.90
Municipal Courts	70,800.00	Other Miscellaneous Revenues	876,789.52	Added and Omitted Taxes	81,511.80
<b>PUBLIC SAFETY</b>		Total	19,822,619.86	Total Taxes Levied - ABSTRACT	16,520,293.96
Fire Protection	212,171.00	Prior Years Surplus Appropriated	978,100.00	Total Taxes Billed	16,533,413.76
Police Protection	1,254,608.00	REVENUES TOTAL	20,800,719.86	1982 TAXES COLLECTED	15,992,141.07
Civil Defense & Disaster Control		Reserve For Uncollected Taxes	783,066.34	1982 Taxes Cancelled, Abated or Adjusted	23,603.83
Environmental Inspection & Control	74,448.00			Transfer to Tax Title Liens or Foreclosed	46,779.41
Other Public Safety				Balance Outstanding Dec. 31, 1982	470,889.45
<b>PUBLIC WORKS</b>		<b>CAPITAL OUTLAY TOTAL</b>	<b>1,233,176.63</b>	<b>PRIOR YEARS TAXES OUTSTANDING</b>	
Streets and Drainage	1,452,786.00	Public Enterprises		Balance January 1, 1982	564,071.85
Sewers and Sewage Processing		Recreation—Culture	265,863.50	Collected in 1982	520,271.63
Garbage and Trash Disposal	766,000.00	Public Works	835,142.13	Cancelled, Abated or Adjusted 1982	13,483.60
Public Buildings and Grounds	160,262.20	Buildings and Grounds	132,171.00	Transfers to Tax Title Liens or Foreclosed	27,094.40
Other Public Works	62,120.00	Library and Education		Balance December 31, 1982	3,222.22
<b>HEALTH and WELFARE</b>		Conservation		<b>TAX TITLE LIENS OUTSTANDING</b>	
Health Services Except Environmental	178,413.00	All Other		Balance January 1, 1982	125,745.53
Welfare-Public Assistance	16,068.00			Transfer From Taxes	78,611.38
Hospitals, Clinics, First Aid	400.00	<b>CAPITAL DEBT AUTHORIZED, DECEMBER 31, 1982</b>		Redeemed in 1982	86,605.07
Animal, Insect, & Rodent Control	14,896.00	<b>ISSUED AND UNISSUED GROSS DEBT NET DEBT</b>		Cancelled, Abated or Adjusted (1982)	
Other Welfare Services		School	8,098,000	Transfers to Foreclosed Property	11,455.37
		Self-liquidating	9,216,940	Balance December 31, 1982	106,296.47
		Other	17,314,940	<b>PROPERTY ACQUIRED BY DEED OR FORECLOSURE</b>	
		Total		Balance January 1, 1982	1,139,926.12
<b>RECREATION and CONSERVATION</b>		<b>ISSUED AND OUTSTANDING</b>		Transfers From Taxes or Liens	17,198.88
Beaches and Boardwalks		School	8,098,000.00	Sale for Cash (1982)	50,693.81
Parks, Playgrounds, Shade Trees		Self-Liquidating	9,189,445.00	Cancelled, Abated or Adjusted (1982)	145,531.19
Land Reclamation & Conservation	17,975.00	Other	17,287,445.00	Balance December 31, 1982	960,900.00
Other Recreational Services	306,156.14	<b>EQUALIZED VALUATION BASIS</b>		<b>CURRENT FINANCES DECEMBER 31, 1982</b>	
<b>EDUCATION (excluding schools)</b>		<b>FOR NET DEBT COMPUTATION</b>	<b>555,134,810</b>	<b>ASSETS</b>	
* Libraries	75,993.00	<b>REAL PROPERTY VALUATIONS</b>		Cash Dec. 31, 1982	1,935,432.69
Other Educational Services	7,000.00	Code Class # of Parcels % VAL'N		Taxes Receivable	474,111.67
<b>STATUTORY EXPENDITURES</b>				Tax Title Liens	106,296.47
Pensions & F. I. C. A.	381,054.61	1 Vacant Land 4023 14.17	39,272,200.00	Foreclosed Property	960,900.00
Employee Fringe Benefits	156,000.00	2 Residential 7777 76.08	210,856,300.00	Emergencies & Other Deferred Charges	77,935.38
Other Statutory Expenditures	14,000.00	3 Farm 125 .76	2,087,100.00	State and Federal Aid Receivable	68,578.43
<b>CETA And Other Public Employment Programs</b>		4a Commercial 268 7.57	20,974,000.00	Other Receivables	
<b>MUNICIPAL FUNCTIONS TOTAL</b>	<b>6,389,725.75</b>	4b Industrial 26 1.33	3,651,500.00	Total	3,623,254.64
<b>CAPITAL IMPROVEMENTS *MEMU*</b>	<b>59,000.00</b>	4c Apartments 2 .10	287,000.00	<b>LIABILITIES, RESERVES, AND SURPLUS</b>	
<b>DEBT SERVICE</b>		Total 12221	277,208,100.00	Cash Liabilities	721,605.05
Principal Payments	37,500.00	Land Area 78.30 Sq. Miles		Reserves for Receivables	1,567,543.52
Interest Payments	405,046.79	Net Valuation Taxable-Municipal	281,710,650	Surplus Dec. 31, 1982	1,334,106.07
		Net Valuation Taxable-County	579,497,738	Total	3,623,254.64
<b>DEFERRED CHARGES</b>	<b>6,745.85</b>	State Equalized Valuation	602,579,966		
<b>SCHOOL, COUNTY, SPECIAL DISTRICT TAXES</b>	<b>13,330,393.26</b>	State Equalization Ratio	46.35		
<b>RESERVE FOR UNCOLLECTED TAXES</b>	<b>783,066.34</b>				
<b>EXPENDITURES TOTAL</b>	<b>20,952,481.99</b>				

Population 1980 39,194  
 Population 1982 41,798  
 S & P Rating  
 Moody Rating BAA

General Tax Rate Per \$100.

10.03  
 State Equalized Tax Rate  
 5.53

## WEST NEW YORK TOWN - HUDSON CO.

Form of Government:

Commission (1911)

Number of Members on Governing Body - 5

## PER CAPITA:

Gross Debt 298.97  
 Net Debt 136.02  
 Debt Service 26.78  
 Total Tax Levy 432.43  
 Municipal Expenditures 393.94

## PER CENT:

Gross Debt 4.12  
 Net Debt 1.88  
 Tax Levy Collected 93.08  
 Tax Levy Cancelled, Abated or Adjusted .21

EXPENDITURES		REVENUES-REALIZED		1982 PROPERTY TAX	
<b>GENERAL GOVERNMENT</b>				<b>STATE EQUALIZED TAX RATE</b>	
Governing Body & Public Boards		1982 Property Taxes Collected	16,801,916.46	Local District School Taxes	1.77
Municipal Clerk	65,160.00	1982 Payments in Lieu of Taxes	547,573.95	Regional & Consolidated School Tax	
Financial Administration	152,755.00	Delinquent Tax & Lien Collections	932,478.34	School Taxes in Municipal Budget	.02
Assessment of Taxes	69,217.00	Business Personalty Replacement Taxes	563,046.20	County Taxes	1.18
Collection of Taxes	52,314.00	Taxes from Public Utilities	1,067,040.00	County Library Taxes	
Planning, Housing & Development	45,869.00	Other Miscellaneous Tax Revenues	6,000.19	Local Municipal Purpose Taxes	2.56
Human Resources	706,378.00	State Aid Revenues	2,160,330.76	Veteran & Senior Citizen Taxes	
Elections	10,350.00	Federal Aid Revenues	7,500.00	Total Taxes for Rate Computation	5.53
General Administration (other)	1,400,418.43	State and Local Fiscal Assistance Act Utilized	486,943.00	Special District Taxes	
<b>JUDICIARY</b>		State and Local Fiscal Assistance Act Utilized	486,943.00	Bank Corp. Taxes	26,086.88
Municipal Courts	50,546.00	Sale of Acquired Property		Added and Omitted Taxes	54,467.76
<b>PUBLIC SAFETY</b>		Other Miscellaneous Revenues	550,609.15	Total Taxes Levied - ABSTRACT	18,074,852.98
Fire Protection	2,763,051.00	Total	24,363,438.05	Total Taxes Billed	18,051,080.61
Police Protection	2,585,870.00	Prior Years Surplus Appropriated	1,300,000.00	1982 TAXES COLLECTED	16,801,916.46
Civil Defense & Disaster Control	12,357.00	REVENUES TOTAL	25,663,438.05	1982 Taxes Cancelled, Abated or Adjusted	38,599.86
Environmental Inspection & Control	107,882.00	Reserve For Uncollected Taxes	1,535,000.00	Transfer to Tax Title Liens or Foreclosed	224,700.06
Other Public Safety		CAPITAL OUTLAY TOTAL	2,265,261.64	Balance Outstanding Dec. 31, 1982	985,864.23
<b>PUBLIC WORKS</b>				<b>PRIOR YEARS TAXES OUTSTANDING</b>	
Streets and Drainage	1,091,030.00	Public Enterprises		Balance January 1, 1982	926,784.78
Sewers and Sewage Processing	315,000.00	Recreation—Culture	195,544.04	Collected in 1982	760,107.41
Garbage and Trash Disposal	458,000.00	Public Works	411,850.80	Cancelled, Abated or Adjusted 1982	2,387.39
Public Buildings and Grounds	277,603.00	Buildings and Grounds	567,812.91	Transfers to Tax Title Liens or Foreclosed	84,271.06
Other Public Works	72,000.00	Library and Education	670,053.89	Balance December 31, 1982	80,018.92
<b>HEALTH and WELFARE</b>		Conservation		<b>TAX TITLE LIENS OUTSTANDING</b>	
Health Services Except Environmental	297,589.00	All Other		Balance January 1, 1982	472,751.22
Welfare-Public Assistance	56,958.00			Transfer From Taxes	334,465.15
Hospitals, Clinics, First Aid				Redeemed in 1982	172,370.93
Animal, Insect, & Rodent Control	500.00			Cancelled, Abated or Adjusted (1982)	
Other Welfare Services				Transfers to Foreclosed Property	88,971.63
<b>RECREATION and CONSERVATION</b>				Balance December 31, 1982	545,873.81
Beaches and Boardwalks				<b>PROPERTY ACQUIRED BY DEED OR FORECLOSURE</b>	
Parks, Playgrounds, Shade Trees	356,790.00			Balance January 1, 1982	2,100.00
Land Reclamation & Conservation				Transfers From Taxes or Liens	88,971.63
Other Recreational Services	348,593.76			Sale for Cash (1982)	
<b>EDUCATION (excluding schools)</b>				Cancelled, Abated or Adjusted (1982)	2,100.00
Libraries	141,076.00			Balance December 31, 1982	88,971.63
Other Educational Services				<b>CURRENT FINANCES DECEMBER 31, 1982</b>	
<b>STATUTORY EXPENDITURES</b>				<b>ASSETS</b>	
Pensions & F. I. C. A.	1,584,444.00			Cash Dec. 31, 1982	3,757,049.00
Employee Fringe Benefits	745,432.00			Taxes Receivable	1,065,883.15
Other Statutory Expenditures				Tax Title Liens	545,873.81
<b>CETA And Other Public Employment Programs</b>				Foreclosed Property	88,971.63
<b>MUNICIPAL FUNCTIONS TOTAL</b>	13,811,183.19			Emergencies & Other Deferred Charges	
<b>CAPITAL IMPROVEMENTS *MEMO*</b>	15,000.00			State and Federal Aid Receivable	54,475.00
<b>DEBT SERVICE</b>				Other Receivables	381,433.79
Principal Payments	550,000.00			Total	5,893,686.38
Interest Payments	529,545.75			<b>LIABILITIES, RESERVES, AND SURPLUS</b>	
<b>TYPE I SCHL DEBT *MEMO</b>	551,410.00			Cash Liabilities	1,535,060.14
<b>DEFERRED CHARGES</b>				Reserves for Receivables	2,055,464.38
SCHOOL, COUNTY, SPECIAL DISTRICT TAXES	9,648,439.76			Surplus Dec. 31, 1982	2,303,161.86
RESERVE FOR UNCOLLECTED TAXES	1,535,000.00			Total	5,893,686.38
<b>EXPENDITURES TOTAL</b>	26,114,168.70				

1981/3000

\* ABOVE DEBT SERVICE INCLUDES TYPE I SCHOOL DEBT

\*Includes County Health Service Taxes or County Vocational School Taxes. See Table 13.



0722

Population 1980 **39,510**  
 Population 1982 **40,047**  
 S & P Rating  
 Moody Rating **A1**

General Tax Rate Per \$100.  
**7.74**  
 State Equalized Tax Rate  
**3.53**

# WEST ORANGE TOWNSHIP - ESSEX CO.

## Form of Government:

**Mayor-Council Plan B (OMCL 50)**

**Number of Members on Governing Body - 5**

## PER CAPITA:

Gross Debt **350.83**  
 Net Debt **218.56**  
 Debt Service **19.38**  
 Total Tax Levy **888.01**  
 Municipal Expenditures **419.09**

## PER CENT:

Gross Debt **1.51**  
 Net Debt **.94**  
 Tax Levy Collected **96.51**  
 Tax Levy Cancelled, Abated  
 or Adjusted **1.64**

EXPENDITURES		REVENUES-REALIZED		1982 PROPERTY TAX	
GENERAL GOVERNMENT				STATE EQUALIZED TAX RATE <b>1.71</b>	
Governing Body & Public Boards	52,074.00			Local District School Taxes	17,140,354.00
Municipal Clerk	71,656.00			Regional & Consolidated School Tax	
Financial Administration	142,904.00			School Taxes in Municipal Budget	
Assessment of Taxes	111,109.00			County Taxes	10,431,098.59
Collection of Taxes	56,245.00			County Library Taxes	
Planning, Housing & Development	13,750.00			Local Municipal Purpose Taxes	7,864,905.42
Human Resources	192,062.24			Veteran & Senior Citizen Taxes	298,950.00
Elections	29,500.00			Total Taxes for Rate Computation	35,735,308.01
General Administration (other)	1,049,221.60			Special District Taxes	
JUDICIARY				Bank Corp. Taxes	67,645.84
Municipal Courts	98,997.00			Added and Omitted Taxes	58,049.14
PUBLIC SAFETY				Total Taxes Levied - ABSTRACT	35,562,052.99
Fire Protection	2,462,778.00			Total Taxes Billed	35,506,328.08
Police Protection	2,805,889.00			1982 TAXES COLLECTED	34,268,305.47
Civil Defense & Disaster Control	13,400.00			1982 Taxes Cancelled, Abated or Adjusted	581,143.36
Environmental Inspection & Control	145,983.00			Transfer to Tax Title Liens or Foreclosed	43,581.00
Other Public Safety				Balance Outstanding Dec. 31, 1982	613,298.25
PUBLIC WORKS				PRIOR YEARS TAXES OUTSTANDING	
Streets and Drainage	880,607.00			Balance January 1, 1982	1,672,360.48
Sewers and Sewage Processing	464,097.00			Collected in 1982	820,755.26
Garbage and Trash Disposal	761,800.00			Cancelled, Abated or Adjusted 1982	741,138.91
Public Buildings and Grounds	5,000.00			Transfers to Tax Title Liens or Foreclosed	25,262.39
Other Public Works	1,360,394.00			Balance December 31, 1982	85,203.92
HEALTH and WELFARE				TAX TITLE LIENS OUTSTANDING	
Health Services Except Environmental	392,974.50			Balance January 1, 1982	33,710.61
Welfare-Public Assistance	35,120.00			Transfer From Taxes	70,811.01
Hospitals, Clinics, First Aid	62,028.00			Redeemed in 1982	22,143.30
Animal, Insect, & Rodent Control	33,264.00			Cancelled, Abated or Adjusted (1982)	
Other Welfare Services	14,313.00			Transfers to Foreclosed Property	13,321.05
RECREATION and CONSERVATION				Balance December 31, 1982	69,057.27
Beaches and Boardwalks				PROPERTY ACQUIRED BY DEED OR FORECLOSURE	
Parks, Playgrounds, Shade Trees	375,375.00			Balance January 1, 1982	1,286,478.00
Land Reclamation & Conservation	700.00			Transfers From Taxes or Liens	30,300.00
Other Recreational Services	90,032.00			Sale for Cash (1982)	
EDUCATION (excluding schools)				Cancelled, Abated or Adjusted (1982)	
Libraries	575,000.00			Balance December 31, 1982	1,316,778.00
Other Educational Services				CURRENT FINANCES DECEMBER 31, 1982	
STATUTORY EXPENDITURES				ASSETS	
Pensions & F. I. C. A.	1,626,897.00			Cash Dec. 31, 1982	4,427,895.98
Employee Fringe Benefits	423,000.00			Taxes Receivable	698,502.17
Other Statutory Expenditures	20,000.00			Tax Title Liens	69,057.27
CETA And Other Public Employment Programs				Foreclosed Property	1,316,778.00
MUNICIPAL FUNCTIONS TOTAL	14,446,170.34			Emergencies & Other Deferred Charges	280,000.00
CAPITAL IMPROVEMENTS *MEMO*	70,000.00			State and Federal Aid Receivable	31,806.37
DEBT SERVICE				Other Receivables	65,471.61
Principal Payments	381,900.00			Total	6,889,511.40
Interest Payments	354,126.46			LIABILITIES, RESERVES, AND SURPLUS	
DEFERRED CHARGES	130,560.00			Cash Liabilities	2,897,307.47
SCHOOL, COUNTY, SPECIAL DISTRICT TAXES	27,571,452.59			Reserves for Receivables	2,149,809.05
RESERVE FOR UNCOLLECTED TAXES	1,430,470.92			Surplus Dec. 31, 1982	1,842,394.88
EXPENDITURES TOTAL	44,354,680.31			Total	6,889,511.40
		CAPITAL OUTLAY TOTAL			
		Public Enterprises			
		Recreation—Culture			
		Public Works			
		Buildings and Grounds			
		Library and Education			
		Conservation			
		All Other			
		CAPITAL DEBT AUTHORIZED, DECEMBER 31, 1982			
		ISSUED AND UNISSUED GROSS DEBT			
		School			
		Self-liquidating			
		Other			
		Total			
		NET DEBT			
		3,273,000			
		10,776,711			
		8,752,542			
		14,049,711			
		8,752,542			
		ISSUED AND OUTSTANDING			
		School			
		Self-Liquidating			
		Other			
		Total			
		3,273,000.00			
		10,524,300.00			
		13,797,300.00			
		EQUALIZED VALUATION BASIS			
		FOR NET DEBT COMPUTATION			
		929,768,465			
		REAL PROPERTY VALUATIONS			
		Code Class # of Parcels % VAL'N			
		1 Vacant Land 699 3.42			
		2 Residential 10185 74.30			
		3 Farm 2 .01			
		4a Commercial 369 14.34			
		4b Industrial 54 2.06			
		4c Apartments 45 5.86			
		Total 11354			
		452,219,000.00			
		Land Area 12.10 Sq. Miles			
		Net Valuation Taxable-Municipal			
		Net Valuation Taxable-County			
		State Equalized Valuation			
		State Equalization Ratio			
		45.61			

Population 1980 **11,293**  
 Population 1982 **11,496**  
 S & P Rating  
 Moody Rating **A**

General Tax Rate Per \$100. **5.26**  
 State Equalized Tax Rate **2.37**

**WEST PATERSON BOROUGH - PASSAIC CO.****Form of Government:****Small Municipality Plan C (OMCL 50)****Number of Members on Governing Body - 7****PER CAPITA:**

Gross Debt **473.76**  
 Net Debt **380.09**  
 Debt Service **39.56**  
 Total Tax Levy **601.60**  
 Municipal Expenditures **220.13**

**PER CENT:**

Gross Debt **1.98**  
 Net Debt **1.59**  
 Tax Levy Collected **98.55**  
 Tax Levy Cancelled, Abated or Adjusted **.03**

EXPENDITURES		REVENUES-REALIZED		1982 PROPERTY TAX	
<b>GENERAL GOVERNMENT</b>				STATE EQUALIZED TAX RATE $\rightarrow$	
Governing Body & Public Boards	16,600.00	1982 Property Taxes Collected	6,777,515.74	Local District School Taxes .88	2,556,395.75
Municipal Clerk		1982 Payments in Lieu of Taxes		Regional & Consolidated School Tax .43	1,252,581.93
Financial Administration	17,800.00	Delinquent Tax & Lien Collections	78,220.90	School Taxes in Municipal Budget	
Assessment of Taxes	10,918.00	Business Personalty Replacement Taxes	217,273.68	County Taxes .65	1,877,324.42
Collection of Taxes	27,664.68	Taxes from Public Utilities	417,737.00	County Library Taxes	
Planning, Housing & Development	11,223.15	Other Miscellaneous Tax Revenues		Local Municipal Purpose Taxes .40	1,161,312.48
Human Resources		State Aid Revenues	101,731.44	Veteran & Senior Citizen Taxes	117,275.00
Elections	2,931.20	Federal Aid Revenues		Total Taxes for Rate Computation 2.36	6,964,889.58
General Administration (other)	244,721.46	State and Local Fiscal Assistance Act Utilized	73,882.00	Special District Taxes	
<b>JUDICIARY</b>		Sale of Acquired Property		Bank Corp. Taxes	44,614.38
Municipal Courts	15,260.74	Other Miscellaneous Revenues	280,315.56	Added and Omitted Taxes	23,816.19
<b>PUBLIC SAFETY</b>		Total	7,946,676.32	Total Taxes Levied - A8STRACT	6,916,045.15
Fire Protection	69,403.78	Prior Years Surplus Appropriated	400,000.00	Total Taxes Billed	6,877,459.43
Police Protection	522,579.48	REVENUES TOTAL	8,346,676.32	1982 TAXES COLLECTED	6,777,515.74
Civil Defense & Disaster Control	500.00	Reserve For Uncollected Taxes	138,945.04	1982 Taxes Cancelled, Abated or Adjusted	1,803.06
Environmental Inspection & Control	44,456.38	CAPITAL OUTLAY TOTAL	662,293.63	Transfer to Tax Title Liens or Foreclosed	1,810.62
Other Public Safety				Balance Outstanding Dec. 31, 1982	96,330.01
<b>PUBLIC WORKS</b>				<b>PRIOR YEARS TAXES OUTSTANDING</b>	
Streets and Drainage	164,891.09	Public Enterprises		Balance January 1, 1982	79,119.64
Sewers and Sewage Processing	160,516.55	Recreation—Culture	21,458.76	Collected in 1982	78,220.90
Garbage and Trash Disposal	178,178.69	Public Works	249,206.24	Cancelled, Abated or Adjusted 1982	
Public Buildings and Grounds	49,191.43	Buildings and Grounds	378,562.30	Transfers to Tax Title Liens or Foreclosed	
Other Public Works	72,080.00	Library and Education	13,066.33	Balance December 31, 1982	898.74
<b>HEALTH and WELFARE</b>		Conservation		<b>TAX TITLE LIENS OUTSTANDING</b>	
Health Services Except Environmental	20,272.50	All Other		Balance January 1, 1982	7,863.77
Welfare-Public Assistance	8,247.50	CAPITAL DEBT AUTHORIZED, DECEMBER 31, 1982		Transfer From Taxes	1,810.62
Hospitals, Clinics, First Aid		ISSUED AND UNISSUED		Redeemed in 1982	
Animal, Insect, & Rodent Control		School	999,796	Cancelled, Abated or Adjusted (1982)	
Other Welfare Services		Self-liquidating	77,000	Transfers to Foreclosed Property	
<b>RECREATION and CONSERVATION</b>		Other	4,369,565	Balance December 31, 1982	9,674.39
Beaches and Boardwalks		Total	5,446,362	<b>PROPERTY ACQUIRED BY DEED OR FORECLOSURE</b>	
Parks, Playgrounds, Shade Trees	22,679.44	ISSUED AND OUTSTANDING		Balance January 1, 1982	290,800.00
Land Reclamation & Conservation		School	959,296.79	Transfers From Taxes or Liens	
Other Recreational Services	8,926.28	Self-Liquidating	77,000.00	Sale for Cash (1982)	
<b>EDUCATION (excluding schools)</b>		Other	4,055,400.00	Cancelled, Abated or Adjusted (1982)	
Libraries	56,902.99	Total	5,131,696.79	Balance December 31, 1982	290,800.00
Other Educational Services		EQUALIZED VALUATION BASIS		<b>CURRENT FINANCES DECEMBER 31, 1982</b>	
<b>STATUTORY EXPENDITURES</b>		FOR NET DEBT COMPUTATION	275,638,927	<b>ASSETS</b>	
Pensions & F. I. C. A.	122,500.28	REAL PROPERTY VALUATIONS		Cash Dec. 31, 1982	859,281.46
Employee Fringe Benefits	42,784.26	Code Class # of Parcels % VAL'N		Taxes Receivable	97,228.75
Other Statutory Expenditures	6,000.00	1 Vacant Land 139 4.41	5,703,100.00	Tax Title Liens	9,674.39
<b>CETA And Other Public Employment Programs</b>		2 Residential 2371 58.10	75,149,000.00	Foreclosed Property	290,800.00
<b>MUNICIPAL FUNCTIONS TOTAL</b>	1,897,225.88	3 Farm		Emergencies & Other Deferred Charges	75,500.00
<b>CAPITAL IMPROVEMENTS *MEMO*</b>	11,500.00	4a Commercial 96 17.17	22,211,800.00	State and Federal Aid Receivable	283.31
<b>DEBT SERVICE</b>		4b Industrial 30 11.29	14,601,800.00	Other Receivables	18,920.60
Principal Payments	247,100.00	4c Apartments 6 9.03	11,685,000.00	Total	1,351,688.51
Interest Payments	207,732.41	Total 2642	129,350,700.00	<b>LIABILITIES, RESERVES, AND SURPLUS</b>	
<b>DEFERRED CHARGES</b>	39,556.83	Land Area 2.95 Sq. Miles		Cash Liabilities	153,407.26
<b>SCHOOL, COUNTY, SPECIAL DISTRICT TAXES</b>	5,686,302.10	Net Valuation Taxable-Municipal	130,297,400	Reserves for Receivables	416,623.74
<b>RESERVE FOR UNCOLLECTED TAXES</b>	138,945.04	Net Valuation Taxable-County	305,098,799	Surplus Dec. 31, 1982	741,657.51
<b>EXPENDITURES TOTAL</b>	8,216,866.26	State Equalized Valuation	287,818,955	Total	1,351,688.51
		State Equalization Ratio	45.09		



0513

Population 1980 360  
 Population 1982 360  
 S & P Rating  
 Moody Rating

General Tax Rate Per \$100.  
 1.82  
 State Equalized Tax Rate  
 1.87

## WEST WILDWOOD BORO. - CAPE MAY CO.

Form of Government:

Commission (1911)

Number of Members on Governing Body - 3

PER CAPITA:

Gross Debt 1,060.28  
 Net Debt 1,060.28  
 Debt Service 143.00  
 Total Tax Levy 1,331.79  
 Municipal Expenditures 1,053.38

PER CENT:

Gross Debt 1.75  
 Net Debt 1.75  
 Tax Levy Collected 92.92  
 Tax Levy Cancelled, Abated  
 or Adjusted

EXPENDITURES		REVENUES-REALIZED		1982 PROPERTY TAX	
GENERAL GOVERNMENT				STATE EQUALIZED TAX RATE	
Governing Body & Public Boards		1982 Property Taxes Collected	445,540.02	Local District School Taxes	.38
Municipal Clerk		1982 Payments in Lieu of Taxes		Regional & Consolidated School Tax	
Financial Administration		Delinquent Tax & Lien Collections	26,834.44	School Taxes in Municipal Budget	
Assessment of Taxes	4,635.00	Business Personalty Replacement Taxes	2,567.20	County Taxes	.34
Collection of Taxes	4,259.00	Taxes from Public Utilities	39,663.00	County Library Taxes	.02
Planning, Housing & Development	800.00	Other Miscellaneous Tax Revenues		Local Municipal Purpose Taxes	1.13
Human Resources		State Aid Revenues	1,840.53	Veteran & Senior Citizen Taxes	
Elections	1,000.00	Federal Aid Revenues		Total Taxes for Rate Computation	1.87
General Administration (other)	65,736.80	State and Local Fiscal Assistance Act Utilized	11,257.00	Special District Taxes	
JUDICIARY		Sale of Acquired Property		Bank Corp. Taxes	
Municipal Courts	4,055.00	Other Miscellaneous Revenues	26,569.40	Added and Omitted Taxes	
PUBLIC SAFETY		Total	554,271.59	Total Taxes Levied - ABSTRACT	1,375.42
Fire Protection	4,750.00	Prior Years Surplus Appropriated	7,000.00	Total Taxes Billed	479,443.02
Police Protection	43,968.00	REVENUES TOTAL	561,271.59	1982 TAXES COLLECTED	445,540.02
Civil Defense & Disaster Control	200.00	Reserve For Uncollected Taxes	35,800.00	1982 Taxes Cancelled, Abated or Adjusted	
Environmental Inspection & Control	6,078.00	CAPITAL OUTLAY TOTAL	8,649.80	Transfer to Tax Title Liens or Foreclosed	
Other Public Safety				Balance Outstanding Dec. 31, 1982	33,927.14
PUBLIC WORKS				PRIOR YEARS TAXES OUTSTANDING	
Streets and Drainage	41,300.46	Public Enterprises		Balance January 1, 1982	26,384.56
Sewers and Sewage Processing	58,595.79	Recreation—Culture		Collected in 1982	25,341.54
Garbage and Trash Disposal	26,000.00	Public Works	8,649.80	Cancelled, Abated or Adjusted 1982	
Public Buildings and Grounds	4,500.00	Buildings and Grounds		Transfers to Tax Title Liens or Foreclosed	
Other Public Works	8,300.02	Library and Education		Balance December 31, 1982	1,043.02
HEALTH and WELFARE		Conservation		TAX TITLE LIENS OUTSTANDING	
Health Services Except Environmental	50.00	All Other		Balance January 1, 1982	3,166.30
Welfare-Public Assistance	341.00	CAPITAL DEBT AUTHORIZED, DECEMBER 31, 1982		Transfer From Taxes	
Hospitals, Clinics, First Aid		ISSUED AND UNISSUED GROSS DEBT		Redeemed in 1982	1,492.90
Animal, Insect, & Rodent Control		School		Cancelled, Abated or Adjusted (1982)	
Other Welfare Services		Self-liquidating		Transfers to Foreclosed Property	
RECREATION and CONSERVATION		Other	381,700	Balance December 31, 1982	1,673.40
Beaches and Boardwalks		Total	381,700	PROPERTY ACQUIRED BY DEED OR	
Parks, Playgrounds, Shade Trees		ISSUED AND OUTSTANDING		FORECLOSURE	
Land Reclamation & Conservation		School		Balance January 1, 1982	
Other Recreational Services		Self-Liquidating		Transfers From Taxes or Liens	
EDUCATION (excluding schools)		Other		Sale for Cash (1982)	
Libraries		Total	326,500.00	Cancelled, Abated or Adjusted (1982)	
Other Educational Services		EQUALIZED VALUATION BASIS		Balance December 31, 1982	
STATUTORY EXPENDITURES		FOR NET DEBT COMPUTATION	21,857,128	CURRENT FINANCES DECEMBER 31, 1982	
Pensions & F. I. C. A.	12,971.47	REAL PROPERTY VALUATIONS		ASSETS	
Employee Fringe Benefits		Code Class # of Parcels % VAL'N		Cash Dec. 31, 1982	160,499.39
Other Statutory Expenditures	195.71	1 Vacant Land 216 6.92		Taxes Receivable	34,970.16
CETA And Other Public Employment Programs		2 Residential 555 86.33		Tax Title Liens	1,673.40
MUNICIPAL FUNCTIONS TOTAL	287,736.25	3 Farm		Foreclosed Property	
CAPITAL IMPROVEMENTS *MEMO*	1,500.00	4a Commercial 16 3.65	953,700.00	Emergencies & Other Deferred Charges	16,800.00
DEBT SERVICE		4b Industrial		State and Federal Aid Receivable	
Principal Payments	22,000.00	4c Apartments 7 3.10	811,600.00	Other Receivables	412.83
Interest Payments	29,481.75	Total 794	26,143,150.00	Total	214,355.78
DEFERRED CHARGES	4,200.00	Land Area .40 Sq. Miles		LIABILITIES, RESERVES, AND SURPLUS	
SCHOOL, COUNTY, SPECIAL DISTRICT TAXES	150,067.60	Net Valuation Taxable-Municipal	26,239,967	Cash Liabilities	51,668.33
RESERVE FOR UNCOLLECTED TAXES	35,800.00	Net Valuation Taxable-County	21,814,902	Reserves for Receivables	37,056.39
EXPENDITURES TOTAL	569,285.60	State Equalized Valuation	25,572,504	Surplus Dec. 31, 1982	85,631.06
		State Equalization Ratio	102.62	Total	214,355.78

Population 1980 **8,542**  
 Population 1982 **8,747**  
 S & P Rating  
 Moody Rating **A1**

General Tax Rate Per \$100.

State Equalized Tax Rate **6.74**  
**2.49**

**WEST WINDSOR TOWNSHIP – MERCER CO.****Form of Government:****Township Committee****Number of Members on Governing Body – 5****PER CAPITA:**

Gross Debt **1,665.40**  
 Net Debt **1,139.57**  
 Debt Service **120.09**  
 Total Tax Levy **1,156.48**  
 Municipal Expenditures **578.98**

**PER CENT:**

Gross Debt **4.20**  
 Net Debt **2.87**  
 Tax Levy Collected **95.19**  
 Tax Levy Cancelled, Abated or Adjusted **.26**

EXPENDITURES		REVENUES-REALIZED		1982 PROPERTY TAX	
<b>GENERAL GOVERNMENT</b>				STATE EQUALIZED TAX RATE →	
Governing Body & Public Boards		1982 Property Taxes Collected	<b>9,619,833.66</b>	Local District School Taxes	
Municipal Clerk		1982 Payments in Lieu of Taxes	<b>13,610.04</b>	Regional & Consolidated School Tax	<b>1.22</b>
Financial Administration	<b>68,706.74</b>	Delinquent Tax & Lien Collections	<b>420,476.74</b>	School Taxes in Municipal Budget	<b>4,809,141.16</b>
Assessment of Taxes	<b>31,239.53</b>	Business Personalty Replacement Taxes	<b>258,156.36</b>	County Taxes	<b>.79</b>
Collection of Taxes	<b>24,577.68</b>	Taxes from Public Utilities	<b>1,083,244.00</b>	County Library Taxes	<b>.04</b>
Planning, Housing & Development	<b>210,883.00</b>	Other Miscellaneous Tax Revenues		Local Municipal Purpose Taxes	<b>.44</b>
Human Resources	<b>9,438.48</b>	State Aid Revenues	<b>57,876.03</b>	Veteran & Senior Citizen Taxes	
Elections	<b>1,925.00</b>	Federal Aid Revenues		Total Taxes for Rate Computation	<b>2.49</b>
General Administration (other)	<b>354,533.67</b>	State and Local Fiscal Assistance Act Utilized	<b>79,234.68</b>	Special District Taxes	
<b>JUDICIARY</b>		Sole of Acquired Property		Bank Corp. Taxes	<b>10,463.78</b>
Municipal Courts	<b>41,951.47</b>	Other Miscellaneous Revenues	<b>1,412,220.70</b>	Added and Omitted Taxes	<b>265,573.55</b>
<b>PUBLIC SAFETY</b>		Total	<b>12,944,652.21</b>	Total Taxes Levied - ABSTRACT	<b>10,115,755.12</b>
Fire Protection	<b>163,435.00</b>	Prior Years Surplus Appropriated	<b>360,000.00</b>	Total Taxes Billed	<b>10,106,371.34</b>
Police Protection	<b>851,085.00</b>	REVENUES TOTAL	<b>13,304,652.21</b>	1982 TAXES COLLECTED	<b>9,619,833.66</b>
Civil Defense & Disaster Control	<b>3,150.00</b>	Reserve For Uncollected Taxes	<b>483,558.00</b>	1982 Taxes Cancelled, Abated or Adjusted	<b>26,422.83</b>
Environmental Inspection & Control	<b>50,748.00</b>	<b>CAPITAL OUTLAY TOTAL</b>	<b>1,511,777.71</b>	Transfer to Tax Title Liens or Foreclosed	<b>5,782.92</b>
Other Public Safety				Balance Outstanding Dec. 31, 1982	<b>454,331.93</b>
<b>PUBLIC WORKS</b>				<b>PRIOR YEARS TAXES OUTSTANDING</b>	
Streets and Drainage	<b>190,718.39</b>	Public Enterprises		Balance January 1, 1982	<b>427,366.38</b>
Sewers and Sewage Processing	<b>769,085.91</b>	Recreation—Culture	<b>68,605.26</b>	Collected in 1982	<b>418,001.00</b>
Gorbage and Trash Disposal	<b>199,809.77</b>	Public Works	<b>1,428,163.63</b>	Cancelled, Abated or Adjusted 1982	<b>5,615.20</b>
Public Buildings and Grounds	<b>50,398.91</b>	Buildings and Grounds	<b>15,008.82</b>	Transfers to Tax Title Liens or Foreclosed	<b>1,750.77</b>
Other Public Works	<b>12,400.00</b>	Library and Education		Balance December 31, 1982	<b>1,999.41</b>
<b>HEALTH and WELFARE</b>		Conservation		<b>TAX TITLE LIENS OUTSTANDING</b>	
Health Services Except Environmental	<b>40,606.00</b>	All Other		Balance January 1, 1982	<b>9,514.12</b>
Welfare-Public Assistance	<b>6,698.00</b>	<b>CAPITAL DEBT AUTHORIZED, DECEMBER 31, 1982</b>		Transfer From Taxes	<b>7,794.07</b>
Hospitals, Clinics, First Aid		ISSUED AND UNISSUED		Redeemed in 1982	<b>2,475.74</b>
Animal, Insect, & Radent Control	<b>11,318.00</b>	School	<b>3,699,457</b>	Cancelled, Abated or Adjusted (1982)	
Other Welfare Services		Self-Liquidating		Transfers to Foreclosed Property	
<b>RECREATION and CONSERVATION</b>		Other	<b>10,867,805</b>	Balance December 31, 1982	<b>14,832.45</b>
Beaches and Boardwalks		Total	<b>14,567,262</b>	<b>PROPERTY ACQUIRED BY DEED OR FORECLOSURE</b>	
Parks, Playgrounds, Shade Trees	<b>5,224.00</b>	ISSUED AND OUTSTANDING		Balance January 1, 1982	<b>9,720.00</b>
Land Reclamation & Conservation	<b>13,050.00</b>	School	<b>3,699,457.85</b>	Transfers From Taxes or Liens	
Other Recreational Services	<b>19,873.00</b>	Self-Liquidating		Sale for Cash (1982)	
<b>EDUCATION (excluding schools)</b>		Other	<b>9,358,000.00</b>	Cancelled, Abated or Adjusted (1982)	
Libraries		Total	<b>13,057,457.85</b>	Balance December 31, 1982	<b>9,720.00</b>
Other Educational Services		<b>EQUALIZED VALUATION BASIS FOR NET DEBT COMPUTATION</b>	<b>346,739.297</b>	<b>CURRENT FINANCES DECEMBER 31, 1982</b>	
<b>STATUTORY EXPENDITURES</b>		<b>REAL PROPERTY VALUATIONS</b>		<b>ASSETS</b>	
Pensions & F. I. C. A.	<b>207,700.00</b>	Code Class # of Parcels % VAL'N		Cash Dec. 31, 1982	<b>1,249,106.39</b>
Employee Fringe Benefits	<b>56,100.00</b>	1 Vacant Land 301 1.80	<b>2,552,150.00</b>	Taxes Receivable	<b>456,331.34</b>
Other Statutory Expenditures	<b>7,000.00</b>	2 Residential 2180 55.93	<b>79,459,600.00</b>	Tax Title Liens	<b>14,832.45</b>
<b>CETA And Other Public Employment Programs</b>		3 Farm 317 3.64	<b>5,173,200.00</b>	Foreclosed Property	<b>9,720.00</b>
<b>MUNICIPAL FUNCTIONS TOTAL</b>	<b>3,481,663.55</b>	4a Commercial 138 16.68	<b>23,692,900.00</b>	Emergencies & Other Deferred Charges	<b>56,671.45</b>
<b>CAPITAL IMPROVEMENTS *MEMO*</b>	<b>100,650.00</b>	4b Industrial 28 19.17	<b>27,237,060.00</b>	State and Federal Aid Receivable	<b>3,962.88</b>
<b>DEBT SERVICE</b>		4c Apartments 6 2.78	<b>3,951,300.00</b>	Other Receivables	<b>86,722.18</b>
Principal Payments	<b>219,000.00</b>	Total 2970	<b>142,066,210.00</b>	Total	<b>1,877,346.69</b>
Interest Payments	<b>831,438.67</b>	Land Area 26.84 Sq. Miles		<b>LIABILITIES, RESERVES, AND SURPLUS</b>	
<b>DEFERRED CHARGES</b>	<b>48,682.28</b>	Net Valuation Taxable-Municipal	<b>146,005,902</b>	Cash Liabilities	<b>467,112.75</b>
<b>SCHOOL, COUNTY, SPECIAL DISTRICT TAXES</b>	<b>8,057,974.01</b>	Net Valuation Taxable-County	<b>373,949,007</b>	Reserves for Receivables	<b>567,605.97</b>
<b>RESERVE FOR UNCOLLECTED TAXES</b>	<b>483,558.00</b>	State Equalized Valuation	<b>389,135,366</b>	Surplus Dec. 31, 1982	<b>842,627.97</b>
<b>EXPENDITURES TOTAL</b>	<b>13,162,316.51</b>	State Equalization Ratio	<b>36.93</b>	Total	<b>1,877,346.69</b>



0337

Population 1980 **3,383**  
 Population 1982 **3,533**  
 S & P Rating  
 Moody Rating

General Tax Rate Per \$100.

2.75

State Equalized Tax Rate

2.74

**WESTAMPTON TWP. - BURLINGTON CO.****Form of Government:****Township Committee****Number of Members on Governing Body - 5**

PER CAPITA:

Gross Debt **661.10**  
 Net Debt **39.77**  
 Debt Service **6.07**  
 Total Tax Levy **637.05**  
 Municipal Expenditures **336.71**

PER CENT:

Gross Debt **3.11**  
 Net Debt **.19**  
 Tax Levy Collected **96.83**  
 Tax Levy Cancelled, Abated or Adjusted **.29**

EXPENDITURES		REVENUES-REALIZED		1982 PROPERTY TAX	
<b>GENERAL GOVERNMENT</b>				<b>STATE EQUALIZED TAX RATE</b> →	
Governing Body & Public Boards		1982 Property Taxes Collected	<b>2,181,658.40</b>	Local District School Taxes <b>1.13</b>	<b>916,245.00</b>
Municipal Clerk		1982 Payments in Lieu of Taxes		Regional & Consolidated School Tax <b>.81</b>	<b>660,706.66</b>
Financial Administration	<b>21,754.35</b>	Delinquent Tax & Lien Collections	<b>62,369.65</b>	School Taxes in Municipal Budget	
Assessment of Taxes	<b>11,276.56</b>	Business Personalty Replacement Taxes	<b>45,080.80</b>	County Taxes <b>.60</b>	<b>490,281.12</b>
Collection of Taxes	<b>20,912.29</b>	Taxes from Public Utilities	<b>320,658.00</b>	County Library Taxes <b>.03</b>	<b>26,966.98</b>
Planning, Housing & Development	<b>8,850.52</b>	Other Miscellaneous Tax Revenues		Local Municipal Purpose Taxes <b>.16</b>	<b>132,961.10</b>
Human Resources		State Aid Revenues	<b>18,909.67</b>	Veteran & Senior Citizen Taxes	<b>25,675.00</b>
Elections	<b>600.00</b>	Federal Aid Revenues		Total Taxes for Rate Computation <b>2.73</b>	<b>2,252,835.86</b>
General Administration (other)	<b>139,994.88</b>	State and Local Fiscal Assistance Act Utilized	<b>48,040.00</b>	Special District Taxes	
<b>JUDICIARY</b>		Sale of Acquired Property		Bank Corp. Taxes	
Municipal Courts	<b>42,654.38</b>	Other Miscellaneous Revenues	<b>400,629.57</b>	Added and Omitted Taxes	<b>23,552.31</b>
<b>PUBLIC SAFETY</b>		Total	<b>3,077,346.13</b>	Total Taxes Levied - ABSTRACT	<b>2,250,713.17</b>
Fire Protection	<b>71,248.00</b>	Prior Years Surplus Appropriated	<b>268,000.00</b>	Total Taxes Billed	<b>2,253,138.17</b>
Police Protection	<b>325,200.00</b>	REVENUES TOTAL	<b>3,345,346.13</b>	1982 TAXES COLLECTED	<b>2,181,658.40</b>
Civil Defense & Disaster Control	<b>675.45</b>	Reserve For Uncollected Taxes	<b>87,968.24</b>	1982 Taxes Cancelled, Abated or Adjusted	<b>6,639.80</b>
Environmental Inspection & Control	<b>26,171.26</b>			Transfer to Tax Title Liens or Foreclosed	
Other Public Safety		<b>CAPITAL OUTLAY TOTAL</b>	<b>55,533.73</b>	Balance Outstanding Dec. 31, 1982	<b>64,839.97</b>
<b>PUBLIC WORKS</b>				<b>PRIOR YEARS TAXES OUTSTANDING</b>	
Streets and Drainage	<b>112,422.42</b>	Public Enterprises		Balance January 1, 1982	<b>59,231.43</b>
Sewers and Sewage Processing	<b>135,921.96</b>	Recreation—Culture		Collected in 1982	<b>57,765.15</b>
Garbage and Trash Disposal	<b>60,212.98</b>	Public Works		Cancelled, Abated or Adjusted 1982	
Public Buildings and Grounds	<b>12,650.37</b>	Buildings and Grounds	<b>55,533.73</b>	Transfers to Tax Title Liens or Foreclosed	
Other Public Works	<b>6,970.75</b>	Library and Education		Balance December 31, 1982	<b>1,466.28</b>
<b>HEALTH and WELFARE</b>		Conservation		<b>TAX TITLE LIENS OUTSTANDING</b>	
Health Services Except Environmental	<b>1,015.00</b>	All Other		Balance January 1, 1982	<b>16,545.73</b>
Welfare-Public Assistance	<b>4,310.84</b>	<b>CAPITAL DEBT AUTHORIZED, DECEMBER 31, 1982</b>		Transfer From Taxes	
Hospitals, Clinics, First Aid		ISSUED AND UNISSUED GROSS DEBT NET DEBT		Redeemed in 1982	<b>4,604.54</b>
Animal, Insect, & Rodent Control		School <b>2,153,151</b>		Cancelled, Abated or Adjusted (1982)	
Other Welfare Services		Self-liquidating <b>182,500</b>	<b>140,500</b>	Transfers to Foreclosed Property	
<b>RECREATION and CONSERVATION</b>		Other <b>2,335,651</b>	<b>140,500</b>	Balance December 31, 1982	<b>11,941.19</b>
Beaches and Boardwalks		Total		<b>PROPERTY ACQUIRED BY DEED OR FORECLOSURE</b>	
Parks, Playgrounds, Shade Trees				Balance January 1, 1982	<b>60,600.00</b>
Land Reclamation & Conservation	<b>3,612.48</b>	<b>ISSUED AND OUTSTANDING</b>		Transfers From Taxes or Liens	
Other Recreational Services	<b>18,566.20</b>	School <b>43,151.05</b>		Sale for Cash (1982)	
<b>EDUCATION (excluding schools)</b>		Self-Liquidating <b>182,500.00</b>		Cancelled, Abated or Adjusted (1982)	
Libraries		Other <b>225,651.05</b>		Balance December 31, 1982	<b>60,600.00</b>
Other Educational Services		Total		<b>CURRENT FINANCES DECEMBER 31, 1982</b>	
<b>STATUTORY EXPENDITURES</b>		<b>EQUALIZED VALUATION BASIS</b>		ASSETS	
Pensions & F. I. C. A.	<b>48,735.27</b>	<b>FOR NET DEBT COMPUTATION</b>	<b>75,200,950</b>	Cash Dec. 31, 1982	<b>759,342.91</b>
Employee Fringe Benefits		<b>REAL PROPERTY VALUATIONS</b>		Taxes Receivable	<b>66,306.25</b>
Other Statutory Expenditures	<b>5,160.00</b>	Code Class # of Parcels % VAL'N		Tax Title Liens	<b>11,941.19</b>
<b>CETA And Other Public Employment Programs</b>		1 Vacant Land 200 6.32	<b>5,058,450.00</b>	Foreclosed Property	<b>60,600.00</b>
<b>MUNICIPAL FUNCTIONS TOTAL</b>	<b>1,078,915.96</b>	2 Residential 1080 72.83	<b>58,251,950.00</b>	Emergencies & Other Deferred Charges	
<b>CAPITAL IMPROVEMENTS *MEMO*</b>	<b>10,000.00</b>	3 Farm 125 4.24	<b>3,391,700.00</b>	State and Federal Aid Receivable	<b>23,897.58</b>
<b>DEBT SERVICE</b>		4a Commercial 50 8.76	<b>7,005,700.00</b>	Other Receivables	<b>45,094.84</b>
Principal Payments	<b>10,000.00</b>	4b Industrial 3 7.85	<b>6,276,200.00</b>	Total	<b>967,182.77</b>
Interest Payments	<b>11,438.42</b>	4c Apartments		<b>LIABILITIES, RESERVES, AND SURPLUS</b>	
		Total <b>1464</b>	<b>79,984,000.00</b>	Cash Liabilities	<b>457,778.31</b>
<b>DEFERRED CHARGES</b>	<b>1,269.29</b>	Land Area <b>11.04</b> Sq. Miles		Reserves for Receivables	<b>183,942.28</b>
<b>SCHOOL, COUNTY, SPECIAL DISTRICT TAXES</b>	<b>2,054,199.76</b>	Net Valuation Taxable-Municipal	<b>80,599,954</b>	Surplus Dec. 31, 1982	<b>325,462.18</b>
<b>RESERVE FOR UNCOLLECTED TAXES</b>	<b>87,968.24</b>	Net Valuation Taxable-County	<b>81,066,604</b>	Total	<b>967,182.77</b>
<b>EXPENDITURES TOTAL</b>	<b>3,283,791.67</b>	State Equalized Valuation	<b>81,272,827</b>		
		State Equalization Ratio	<b>99.66</b>		

2020

Population 1980 30,447  
 Population 1982 30,562  
 S & P Rating  
 Moody Rating AA

General Tax Rate Per \$100. 2.20  
 State Equalized Tax Rate 2.37

**WESTFIELD TOWN – UNION COUNTY**  
**Form of Government:**  
**Special Charter (P.L. 1967 c. 195)**  
**Number of Members on Governing Body – 9**

PER CAPITAL  
 Gross Debt 155.94  
 Net Debt 98.12  
 Debt Service 5.62  
 Total Tax Levy 835.14  
 Municipal Expenditures 316.60

PER CENT:  
 Gross Debt .49  
 Net Debt .31  
 Tax Levy Collected 98.14  
 Tax Levy Cancelled, Abated or Adjusted .38

EXPENDITURES		REVENUES-REALIZED		1982 PROPERTY TAX	
GENERAL GOVERNMENT				STATE EQUALIZED TAX RATE	
Governing Body & Public Boards		1982 Property Taxes Collected	25,001,263.04	Local District School Taxes 1.55	16,649,753.00
Municipal Clerk		1982 Payments in Lieu of Taxes	72,820.00	Regional & Consolidated School Tax	
Financial Administration	50,150.00	Delinquent Tax & Lien Collections	382,387.45	School Taxes in Municipal Budget	
Assessment of Taxes	78,400.00	Business Personalty Replacement Taxes	338,765.60	County Taxes .49	5,268,026.63
Collection of Taxes	44,450.00	Taxes from Public Utilities	1,900,894.00	County Library Taxes	
Planning, Housing & Development	14,050.00	Other Miscellaneous Tax Revenues		Local Municipal Purpose Taxes .32	3,534,950.50
Human Resources		State Aid Revenues	330,576.14	Veteran & Senior Citizen Taxes	210,400.00
Elections		Federal Aid Revenues		Total Taxes for Rate Computation 2.37	25,663,130.13
General Administration (other)	839,350.00	State and Local Fiscal Assistance Act Utilized	120,273.00	Special District Taxes	
JUDICIARY		Sale of Acquired Property		Bank Corp. Taxes	48,136.48
Municipal Courts	83,550.00	Other Miscellaneous Revenues	2,305,727.55	Added and Omitted Taxes	22,730.17
PUBLIC SAFETY		Total	30,452,706.78	Total Taxes Levied - ABSTRACT	25,523,596.78
Fire Protection	1,255,000.00	Prior Years Surplus Appropriated	1,918,000.00	Total Taxes Billed	25,475,460.30
Police Protection	1,670,100.00	REVENUES TOTAL	32,370,706.78	1982 TAXES COLLECTED	25,001,263.04
Civil Defense & Disaster Control	700.00	Reserve For Uncollected Taxes	1,201,600.00	1982 Taxes Cancelled, Abated or Adjusted	96,320.40
Environmental Inspection & Control	73,775.00	CAPITAL OUTLAY TOTAL	1,000,729.33	Transfer to Tax Title Liens or Foreclosed	20,077.12
Other Public Safety		Public Enterprises	18,263.43	Balance Outstanding Dec. 31, 1982	357,799.74
PUBLIC WORKS		Recreation—Culture	247,677.99	PRIOR YEARS TAXES OUTSTANDING	
Streets and Drainage	735,900.00	Public Works	521,633.56	Balance January 1, 1982	354,758.21
Sewers and Sewage Processing	519,700.00	Buildings and Grounds	182,102.90	Collected in 1982	347,915.34
Garbage and Trash Disposal	9,690.00	Library and Education	31,051.45	Cancelled, Abated or Adjusted 1982	
Public Buildings and Grounds	147,800.00	Conservation		Transfers to Tax Title Liens or Foreclosed	6,842.87
Other Public Works		All Other		Balance December 31, 1982	
HEALTH and WELFARE		CAPITAL DEBT AUTHORIZED, DECEMBER 31, 1982		TAX TITLE LIENS OUTSTANDING	
Health Services Except Environmental	132,764.00	ISSUED AND UNISSUED		Balance January 1, 1982	54,477.06
Welfare-Public Assistance	26,350.00	School	1,527,000	Transfer From Taxes	28,127.17
Hospitals, Clinics, First Aid	10,500.00	Self-liquidating	240,000	Redeemed in 1982	34,472.11
Animal, Insect, & Rodent Control	6,900.00	Other	2,998,882	Cancelled, Abated or Adjusted (1982)	
Other Welfare Services		Total	4,765,882	Transfers to Foreclosed Property	
RECREATION and CONSERVATION		ISSUED AND OUTSTANDING		Balance December 31, 1982	48,132.12
Beaches and Boardwalks		School	1,527,000.00	PROPERTY ACQUIRED BY DEED OR FORECLOSURE	
Parks, Playgrounds, Shade Trees	509,100.00	Self-Liquidating	240,000.00	Balance January 1, 1982	185,020.00
Land Reclamation & Conservation		Other	1,572,000.00	Transfers From Taxes or Liens	
Other Recreational Services	136,400.00	Total	3,339,000.00	Sale for Cash (1982)	
EDUCATION (excluding schools)		EQUALIZED VALUATION BASIS		Cancelled, Abated or Adjusted (1982)	
Libraries	330,244.00	FOR NET DEBT COMPUTATION	976,282,559	Balance December 31, 1982	185,020.00
Other Educational Services		REAL PROPERTY VALUATIONS		CURRENT FINANCES DECEMBER 31, 1982	
STATUTORY EXPENDITURES		Code Class # of Parcels % VAL'N		ASSETS	
Pensions & F. I. C. A.	847,800.00	1 Vacant Land 408 .66	7,524,100.00	Cash Dec. 31, 1982	11,482,831.67
Employee Fringe Benefits	240,700.00	2 Residential 8718 87.66	1,006,602,100.00	Taxes Receivable	357,799.74
Other Statutory Expenditures	23,000.00	3 Farm 3	11,900.00	Tax Title Liens	48,132.12
CETA And Other Public Employment Programs		4a Commercial 433 9.32	107,037,100.00	Foreclosed Property	185,020.00
MUNICIPAL FUNCTIONS TOTAL	7,786,373.00	4b Industrial 19 .77	8,852,900.00	Emergencies & Other Deferred Charges	152,000.00
CAPITAL IMPROVEMENTS *MEMU*	52,600.00	4c Apartments 11 1.59	18,251,000.00	State and Federal Aid Receivable	6,186.74
DEBT SERVICE		Total 9592	1,148,279,100.00	Other Receivables	204,534.25
Principal Payments	50,000.00	Land Area 6.50 Sq. Miles		Total	12,436,504.52
Interest Payments	81,716.00	Net Valuation Taxable-Municipal	1,157,102,953	LIABILITIES, RESERVES, AND SURPLUS	
DEFERRED CHARGES	516,100.00	Net Valuation Taxable-County	1,013,261,147	Cash Liabilities	9,282,359.03
SCHOOL, COUNTY, SPECIAL DISTRICT TAXES	21,917,779.63	State Equalized Valuation	1,074,713,034	Reserves for Receivables	795,486.11
RESERVE FOR UNCOLLECTED TAXES	1,201,600.00	State Equalization Ratio	107.73	Surplus Dec. 31, 1982	2,358,659.38
EXPENDITURES TOTAL	31,553,568.63			Total	12,436,504.52



Population 1980 4,786  
 Population 1982 4,755  
 S & P Rating  
 Moody Rating

General Tax Rate Per \$100.

3.48

State Equalized Tax Rate

2.65

**WESTVILLE BOROUGH – GLOUCESTER CO.****Form of Government:****Borough Council****Number of Members on Governing Body – 6****PER CAPITA:**

Gross Debt 680.12  
 Net Debt 73.50  
 Debt Service 10.53  
 Total Tax Levy 411.43  
 Municipal Expenditures 262.16

**PER CENT:**

Gross Debt 4.68  
 Net Debt .51  
 Tax Levy Collected 96.63  
 Tax Levy Cancelled, Abated or Adjusted

EXPENDITURES		REVENUES-REALIZED		1982 PROPERTY TAX	
GENERAL GOVERNMENT				STATE EQUALIZED TAX RATE →	
Governing Body & Public Boards		1982 Property Taxes Collected	1,885,161.73	Local District School Taxes .68	493,951.50
Municipal Clerk	22,275.00	1982 Payments in Lieu of Taxes		Regional & Consolidated School Tax .86	628,826.88
Financial Administration	24,134.00	Delinquent Tax & Lien Collections	64,297.84	School Taxes in Municipal Budget	
Assessment of Taxes	5,864.55	Business Personalty Replacement Taxes	45,409.08	County Taxes .61	448,499.05
Collection of Taxes	17,469.95	Taxes from Public Utilities	227,436.00	County Library Taxes	
Planning, Housing & Development	4,134.40	Other Miscellaneous Tax Revenues		Local Municipal Purpose Taxes .50	368,000.00
Human Resources		State Aid Revenues	55,699.71	Veteran & Senior Citizen Taxes	80,500.00
Elections	2,359.25	Federal Aid Revenues		Total Taxes for Rate Computation 2.65	2,019,777.43
General Administration (other)	126,201.69	State and Local Fiscal Assistance Act Utilized	46,745.00	Special District Taxes	
JUDICIARY		Sale of Acquired Property		Bank Corp. Taxes	7,108.29
Municipal Courts	26,360.00	Other Miscellaneous Revenues		Added and Omitted Taxes	9,983.47
PUBLIC SAFETY		Total	349,988.72	Total Taxes Levied - ABSTRACT	1,956,369.19
Fire Protection	33,617.35	Prior Years Surplus Appropriated	175,000.00	Total Taxes Billed	1,950,826.59
Police Protection	273,878.00	REVENUES TOTAL	2,849,738.08	1982 TAXES COLLECTED	1,885,161.73
Civil Defense & Disaster Control	799.80	Reserve For Uncollected Taxes	88,302.28	1982 Taxes Cancelled, Abated or Adjusted	
Environmental Inspection & Control	7,937.35	CAPITAL OUTLAY TOTAL	35,477.58	Transfer to Tax Title Liens or Foreclosed	
Other Public Safety				Balance Outstanding Dec. 31, 1982	65,664.86
PUBLIC WORKS				PRIOR YEARS TAXES OUTSTANDING	
Streets and Drainage	129,061.92	Public Enterprises	1,040.58	Balance January 1, 1982	63,594.28
Sewers and Sewage Processing	189,631.72	Recreation—Culture	12,500.00	Collected in 1982	62,978.01
Garbage and Trash Disposal	58,531.73	Public Works	21,937.00	Cancelled, Abated or Adjusted 1982	
Public Buildings and Grounds	12,151.75	Buildings and Grounds		Transfers to Tax Title Liens or Foreclosed	616.27
Other Public Works		Library and Education		Balance December 31, 1982	
HEALTH and WELFARE		Conservation		TAX TITLE LIENS OUTSTANDING	
Health Services Except Environmental	1,037.06	All Other		Balance January 1, 1982	2,670.23
Welfare-Public Assistance	6,600.00	CAPITAL DEBT AUTHORIZED, DECEMBER 31, 1982		Transfer From Taxes	616.27
Hospitals, Clinics, First Aid		ISSUED AND UNISSUED GROSS DEBT NET DEBT		Redeemed in 1982	1,319.83
Animal, Insect, & Rodent Control	500.00	School 1,865,069		Cancelled, Abated or Adjusted (1982)	
Other Welfare Services		Self-liquidating 1,178,018	158,601	Transfers to Foreclosed Property	
RECREATION and CONSERVATION		Other 190,871	190,871	Balance December 31, 1982	1,966.67
Beaches and Boardwalks		Total 3,233,958	349,472	PROPERTY ACQUIRED BY DEED OR FORECLOSURE	
Parks, Playgrounds, Shade Trees	23,815.90	ISSUED AND OUTSTANDING		Balance January 1, 1982	13,600.00
Land Reclamation & Conservation		School 1,865,069.49		Transfers From Taxes or Liens	
Other Recreational Services	5,498.00	Self-liquidating 1,160,018.00		Sale for Cash (1982)	
EDUCATION (excluding schools)		Other 190,371.00		Cancelled, Abated or Adjusted (1982)	
Libraries	18,575.00	Total 3,215,458.49		Balance December 31, 1982	13,600.00
Other Educational Services		EQUALIZED VALUATION BASIS		CURRENT FINANCES DECEMBER 31, 1982	
STATUTORY EXPENDITURES		FOR NET DEBT COMPUTATION	69,081,760	ASSETS	
Pensions & F. I. C. A.	69,219.87	REAL PROPERTY VALUATIONS		Cash Dec. 31, 1982	302,248.58
Employee Fringe Benefits	46,734.52	Code Class # of Parcels % VAL'N ASSESSED VALUATION		Taxes Receivable	65,664.86
Other Statutory Expenditures	1,820.85	1 Vacant Land 83 1.82 1,006,700.00		Tax Title Liens	1,966.67
CETA And Other Public Employment Programs		2 Residential 1369 69.18 38,176,100.00		Foreclosed Property	13,600.00
MUNICIPAL FUNCTIONS TOTAL	1,108,209.66	3 Farm		Emergencies & Other Deferred Charges	7,770.00
CAPITAL IMPROVEMENTS *MEMO*	1,000.00	4a Commercial 119 15.26 8,420,800.00		State and Federal Aid Receivable	4,093.36
DEBT SERVICE		4b Industrial 12 8.18 4,513,100.00		Other Receivables	39,317.80
Principal Payments	34,619.00	4c Apartments 11 5.56 3,069,600.00		Total	434,661.27
Interest Payments	15,456.18	Total 1594 55,186,300.00		LIABILITIES, RESERVES, AND SURPLUS	
DEFERRED CHARGES		Land Area 1.21 Sq. Miles		Cash Liabilities	66,884.69
SCHOOL, COUNTY, SPECIAL DISTRICT TAXES	1,571,277.43	Net Valuation Taxable-Municipal	55,770,854	Reserves for Receivables	113,171.33
RESERVE FOR UNCOLLECTED TAXES	88,302.28	Net Valuation Taxable-County	71,974,527	Surplus Dec. 31, 1982	254,605.25
EXPENDITURES TOTAL	2,817,864.55	State Equalized Valuation	72,980,119	Total	434,661.27
		State Equalization Ratio	76.25		

Population 1980 **10,714**  
 Population 1982 **11,143**  
 S & P Rating  
 Moody Rating **A1**

General Tax Rate Per \$100.

State Equalized Tax Rate **3.18**  
**2.21**

**WESTWOOD BOROUGH - BERGEN COUNTY****Form of Government:****Borough Council****Number of Members on Governing Body - 6****PER CAPITA:**

Gross Debt **419.89**  
 Net Debt **265.97**  
 Debt Service **12.93**  
 Total Tax Levy **667.17**  
 Municipal Expenditures **305.61**

**PER CENT:**

Gross Debt **1.56**  
 Net Debt **.99**  
 Tax Levy Collected **97.65**  
 Tax Levy Cancelled, Abated or Adjusted **.19**

EXPENDITURES		REVENUES-REALIZED		1982 PROPERTY TAX	
<b>GENERAL GOVERNMENT</b>				STATE EQUALIZED TAX RATE $\rightarrow$	
Governing Body & Public Boards	5,500.00	1982 Property Taxes Collected	7,257,143.74	Local District School Taxes	
Municipal Clerk		1982 Payments in Lieu of Taxes		Regional & Consolidated School Tax	1.36 4,526,517.48
Financial Administration	19,800.00	Delinquent Tax & Lien Collections	173,892.51	School Taxes in Municipal Budget	
Assessment of Taxes	26,576.00	Business Personalty Replacement Taxes	177,691.92	County Taxes	.34 1,144,893.97
Collection of Taxes	58,761.00	Taxes from Public Utilities	733,854.00	County Library Taxes	
Planning, Housing & Development	8,800.00	Other Miscellaneous Tax Revenues		Local Municipal Purpose Taxes	.51 1,703,342.61
Human Resources	1,600.00	State Aid Revenues	139,742.95	Veteran & Senior Citizen Taxes	77,550.00
Elections	2,500.00	Federal Aid Revenues		Total Taxes for Rate Computation	2.21 7,452,304.06
General Administration (other)	280,126.00	State and Local Fiscal Assistance Act Utilized	115,777.55	Special District Taxes	
<b>JUDICIARY</b>		Sale of Acquired Property		Bank Corp Taxes	25,348.61
Municipal Courts	33,250.00	Other Miscellaneous Revenues	254,158.49	Added and Omitted Taxes	34,140.23
<b>PUBLIC SAFETY</b>		Total	8,852,261.20	Total Taxes Levied - ABSTRACT	7,434,242.90
Fire Protection	127,200.00	Prior Years Surplus Appropriated	314,000.00	Total Taxes Billed	7,431,710.15
Police Protection	836,200.00	REVENUES TOTAL	9,206,261.20	1982 TAXES COLLECTED	7,257,143.74
Civil Defense & Disaster Control	300.00	Reserve For Uncollected Taxes	257,906.40	1982 Taxes Cancelled, Abated or Adjusted	13,794.84
Environmental Inspection & Control	50,961.00			Transfer to Tax Title Liens or Foreclosed	12,500.58
Other Public Safety				Balance Outstanding Dec. 31, 1982	148,270.99
<b>PUBLIC WORKS</b>		<b>CAPITAL OUTLAY TOTAL</b>	<b>654,209.06</b>	<b>PRIOR YEARS TAXES OUTSTANDING</b>	
Streets and Drainage	555,100.33	Public Enterprises		Balance January 1, 1982	179,076.14
Sewers and Sewage Processing	227,158.00	Recreation—Culture	2,908.00	Collected in 1982	172,149.41
Garbage and Trash Disposal		Public Works	254,778.08	Cancelled, Abated or Adjusted 1982	6,074.80
Public Buildings and Grounds	101,731.00	Buildings and Grounds	394,040.98	Transfers to Tax Title Liens or Foreclosed	843.60
Other Public Works		Library and Education	2,482.00	Balance December 31, 1982	8.33
<b>HEALTH and WELFARE</b>		Conservation		<b>TAX TITLE LIENS OUTSTANDING</b>	
Health Services Except Environmental	66,477.00	All Other		Balance January 1, 1982	73,870.15
Welfare-Public Assistance	14,600.00			Transfer From Taxes	13,344.18
Hospitals, Clinics, First Aid		<b>CAPITAL DEBT AUTHORIZED, DECEMBER 31, 1982</b>		Redeemed in 1982	1,743.10
Animal, Insect, & Rodent Control		<b>ISSUED AND UNISSUED GROSS DEBT NET DEBT</b>		Cancelled, Abated or Adjusted (1982)	
Other Welfare Services		School 1,556,477		Transfers to Foreclosed Property	
<b>RECREATION and CONSERVATION</b>		Self-Liquidating 3,122,393	2,963,693	Balance December 31, 1982	85,471.23
Beaches and Boardwalks		Other 4,678,871	2,963,693	<b>PROPERTY ACQUIRED BY DEED OR FORECLOSURE</b>	
Parks, Playgrounds, Shade Trees	1,500.00	Total 4,678,871		Balance January 1, 1982	223,600.00
Land Reclamation & Conservation	250.00			Transfers From Taxes or Liens	
Other Recreational Services	101,336.00	<b>ISSUED AND OUTSTANDING</b>		Sale for Cash (1982)	
<b>EDUCATION (excluding schools)</b>		School 1,556,477.64		Cancelled, Abated or Adjusted (1982)	
Libraries	118,000.00	Self-Liquidating 1,685,650.00		Balance December 31, 1982	223,600.00
Other Educational Services		Other 3,242,127.64		<b>CURRENT FINANCES DECEMBER 31, 1982</b>	
<b>STATUTORY EXPENDITURES</b>		Total 3,242,127.64		<b>ASSETS</b>	
Pensions & F. I. C. A.	238,571.48	<b>EQUALIZED VALUATION BASIS FOR NET DEBT COMPUTATION</b>	300,428,939	Cash Dec. 31, 1982	804,647.23
Employee Fringe Benefits	107,057.49	<b>REAL PROPERTY VALUATIONS</b>		Taxes Receivable	148,279.32
Other Statutory Expenditures	10,000.00	Code Class # of Parcels % VAL'N		Tax Title Liens	85,471.23
<b>CETA And Other Public Employment Programs</b>		1 Vacant Land 211 1.93	4,469,500.00	Foreclosed Property	223,600.00
<b>MUNICIPAL FUNCTIONS TOTAL</b>	<b>2,993,355.30</b>	2 Residential 2794 71.84	166,116,300.00	Emergencies & Other Deferred Charges	12,500.00
<b>CAPITAL IMPROVEMENTS *MEMO*</b>	<b>41,777.55</b>	3 Farm		State and Federal Aid Receivable	
<b>DEBT SERVICE</b>		4a Commercial 203 16.60	38,377,100.00	Other Receivables	165.99
Principal Payments	102,000.00	4b Industrial 32 3.93	9,085,200.00	Total	1,274,663.77
Interest Payments	42,111.50	4c Apartments 22 5.70	13,186,200.00	<b>LIABILITIES, RESERVES, AND SURPLUS</b>	
		Total 3262	231,234,300.00	Cash Liabilities	239,180.34
<b>DEFERRED CHARGES</b>	<b>10,000.00</b>	Land Area 2.40 Sq. Miles		Reserves for Receivables	457,516.54
<b>SCHOOL, COUNTY, SPECIAL DISTRICT TAXES</b>	<b>5,671,411.45</b>	Net Valuation Taxable-Municipal	232,627,985	Surplus Dec. 31, 1982	577,966.89
<b>RESERVE FOR UNCOLLECTED TAXES</b>	<b>257,906.40</b>	Net Valuation Taxable-County	311,507,219	Total	1,274,663.77
<b>EXPENDITURES TOTAL</b>	<b>9,076,784.65</b>	State Equalized Valuation	333,388,373		
		State Equalization Ratio	69.65		



0123

Population 1980 1,260  
 Population 1982 1,248  
 S & P Rating  
 Moody Rating

General Tax Rate Per \$100.

4.04  
 State Equalized Tax Rate  
 1.57

## WEYMOUTH TOWNSHIP - ATLANTIC CO.

Form of Government:

Township Committee

Number of Members on Governing Body - 3

PER CAPITA:

Gross Debt 78.76  
 Net Debt 19.46  
 Debt Service 18.97  
 Total Tax Levy 365.05  
 Municipal Expenditures 208.45

PER CENT:

Gross Debt .41  
 Net Debt .10  
 Tax Levy Collected 88.38  
 Tax Levy Cancelled, Abated  
 or Adjusted 1.07

EXPENDITURES		REVENUES-REALIZED		1982 PROPERTY TAX	
GENERAL GOVERNMENT				STATE EQUALIZED TAX RATE	
Governing Body & Public Boards				Local District School Taxes	1.14
Municipal Clerk				Regional & Consolidated School Tax	
Financial Administration	7,790.00	1982 Property Taxes Collected	402,442.85	School Taxes in Municipal Budget	
Assessment of Taxes	7,055.00	1982 Payments in Lieu of Taxes		County Taxes	.40 *
Collection of Taxes	8,500.00	Delinquent Tax & Lien Collections	47,291.52	County Library Taxes	.02
Planning, Housing & Development	3,210.00	Business Personalty Replacement Taxes	8,530.92	Local Municipal Purpose Taxes	
Human Resources	1,800.00	Taxes from Public Utilities	137,967.00	Veteran & Senior Citizen Taxes	
Elections		Other Miscellaneous Tax Revenues		Total Taxes for Rate Computation	1.56
General Administration (other)	57,504.82	State Aid Revenues	10,229.61	Special District Taxes	
JUDICIARY		Federal Aid Revenues		Bank Corp. Taxes	211.56
Municipal Courts	3,250.04	State and Local Fiscal Assistance Act Utilized	19,761.66	Added and Omitted Taxes	1,550.00
PUBLIC SAFETY		Sale of Acquired Property		Total Taxes Levied - ABSTRACT	455,582.86
Fire Protection	14,000.00	Other Miscellaneous Revenues	18,793.54	Total Taxes Billed	455,371.30
Police Protection	6,300.00		645,017.10	1982 TAXES COLLECTED	402,442.85
Civil Defense & Disaster Control	1,500.00	Prior Years Surplus Appropriated	63,000.00	1982 Taxes Cancelled, Abated or Adjusted	4,856.08
Environmental Inspection & Control	1,204.04	REVENUES TOTAL	708,017.10	Transfer to Tax Title Liens or Foreclosed	1,462.48
Other Public Safety		Reserve For Uncollected Taxes	52,527.11	Balance Outstanding Dec. 31, 1982	46,609.89
PUBLIC WORKS		CAPITAL OUTLAY TOTAL	3,539.99	PRIOR YEARS TAXES OUTSTANDING	
Streets and Drainage	32,820.00			Balance January 1, 1982	47,629.21
Sewers and Sewage Processing		Public Enterprises		Collected in 1982	46,666.90
Garbage and Trash Disposal	9,290.00	Recreation—Culture		Cancelled, Abated or Adjusted 1982	
Public Buildings and Grounds	10,130.00	Public Works	3,539.99	Transfers to Tax Title Liens or Foreclosed	
Other Public Works		Buildings and Grounds		Balance December 31, 1982	962.31
HEALTH and WELFARE		Library and Education		TAX TITLE LIENS OUTSTANDING	
Health Services Except Environmental		Conservation		Balance January 1, 1982	5,737.07
Welfare-Public Assistance	1,350.00	All Other		Transfer From Taxes	1,462.48
Hospitals, Clinics, First Aid		CAPITAL DEBT AUTHORIZED, DECEMBER 31, 1982		Redeemed in 1982	624.62
Animal, Insect, & Rodent Control	5,449.10	ISSUED AND UNISSUED GROSS DEBT		Cancelled, Abated or Adjusted (1982)	
Other Welfare Services		School	74,000	Transfers to Foreclosed Property	
RECREATION and CONSERVATION		Self-liquidating		Balance December 31, 1982	6,574.93
Beaches and Boardwalks		Other	24,289	PROPERTY ACQUIRED BY DEED OR	
Parks, Playgrounds, Shade Trees		Total	98,289	FORECLOSURE	
Land Reclamation & Conservation				Balance January 1, 1982	31,735.00
Other Recreational Services	3,425.00	ISSUED AND OUTSTANDING		Transfers From Taxes or Liens	
EDUCATION (excluding schools)		School	74,000.00	Sale for Cash (1982)	
Libraries		Self-liquidating		Cancelled, Abated or Adjusted (1982)	
Other Educational Services		Other	24,000.00	Balance December 31, 1982	31,735.00
STATUTORY EXPENDITURES		Total	98,000.00	CURRENT FINANCES DECEMBER 31, 1982	
Pensions & F. I. C. A.	6,700.00	EQUALIZED VALUATION BASIS		ASSETS	
Employee Fringe Benefits		FOR NET DEBT COMPUTATION	24,028.367	Cash Dec. 31, 1982	121,673.76
Other Statutory Expenditures	1,320.00	REAL PROPERTY VALUATIONS		Taxes Receivable	47,572.20
CETA And Other Public Employment Programs		Code Class # of Parcels % VAL'N		Tax Title Liens	6,574.93
MUNICIPAL FUNCTIONS TOTAL	182,598.00	1 Vacant Land 440 22.21	2,447,300.00	Foreclosed Property	31,735.00
CAPITAL IMPROVEMENTS *MEMO*		2 Residential 359 58.84	6,482,500.00	Emergencies & Other Deferred Charges	
DEBT SERVICE		3 Farm 71 9.71	1,070,100.00	State and Federal Aid Receivable	
Principal Payments	20,000.00	4a Commercial 28 8.35	519,800.00	Other Receivables	6,146.60
Interest Payments	3,668.41	4b Industrial		Total	213,702.49
DEFERRED CHARGES	1,356.25	4c Apartments 3 .89	57,900.00	LIABILITIES, RESERVES, AND SURPLUS	
SCHOOL, COUNTY, SPECIAL DISTRICT TAXES	453,821.30	Total 901	11,017,600.00	Cash Liabilities	19,967.46
RESERVE FOR UNCOLLECTED TAXES	52,527.11	Land Area 12.00 Sq. Miles		Reserves for Receivables	92,028.73
EXPENDITURES TOTAL	713,973.07	Net Valuation Taxable-Municipal	11,244,440	Surplus Dec. 31, 1982	101,706.30
		Net Valuation Taxable-County	25,706,782	Total	213,702.49
		State Equalized Valuation	28,666,695		
		State Equalization Ratio	38.74		

1439

Population 1980 5,485

Population 1982 5,678

S &amp; P Rating

Moody Rating A

General Tax Rate Per \$100.

2.67

State Equalized Tax Rate

2.53

## WHARTON BOROUGH - MORRIS COUNTY

## Form of Government:

## Borough Council

## Number of Members on Governing Body - 6

## PER CAPITA:

Gross Debt 578.68

Net Debt 285.60

Debt Service 34.40

Total Tax Levy 670.36

Municipal Expenditures 275.56

## PER CENT:

Gross Debt 2.41

Net Debt 1.19

Tax Levy Collected 94.42

Tax Levy Cancelled, Abated

or Adjusted 3.68

EXPENDITURES		REVENUES-REALIZED		1982 PROPERTY TAX	
GENERAL GOVERNMENT				STATE EQUALIZED TAX RATE	
Governing Body & Public Boards		1982 Property Taxes Collected	3,599,968.37	Local District School Taxes	1.01 1,484,878.56
Municipal Clerk		1982 Payments in Lieu of Taxes		Regional & Consolidated School Tax	.53 783,724.75
Financial Administration	31,653.00	Delinquent Tax & Lien Collections	53,947.51	School Taxes in Municipal Budget	
Assessment of Taxes	28,770.00	Business Personalty Replacement Taxes	113,061.64	County Taxes	.35 516,054.51
Collection of Taxes	14,367.00	Taxes from Public Utilities	242,049.00	County Library Taxes	
Planning, Housing & Development	14,295.00	Other Miscellaneous Tax Revenues		Local Municipal Purpose Taxes	.63 928,696.00
Human Resources		State Aid Revenues	46,023.81	Veteran & Senior Citizen Taxes	43,150.00
Elections	1,400.00	Federal Aid Revenues		Total Taxes for Rate Computation	2.52 3,756,503.82
General Administration (other)	176,493.00	State and Local Fiscal Assistance Act Utilized	65,998.00	Special District Taxes	83,434.95
JUDICIARY		Sale of Acquired Property		Bank Corp. Taxes	1,225.37
Municipal Courts	10,244.61	Other Miscellaneous Revenues	163,846.03	Added and Omitted Taxes	8,315.74
PUBLIC SAFETY		Total	4,284,894.36	Total Taxes Levied - ABSTRACT	3,806,329.88
Fire Protection	29,725.00	Prior Years Surplus Appropriated	150,000.00	Total Taxes Billed	3,812,774.54
Police Protection	361,339.00	REVENUES TOTAL	4,434,894.36	1982 TAXES COLLECTED	3,599,968.37
Civil Defense & Disaster Control	625.00	Reserve For Uncollected Taxes	171,423.13	1982 Taxes Cancelled, Abated or Adjusted	140,235.63
Environmental Inspection & Control	19,588.00	CAPITAL OUTLAY TOTAL	278,884.82	Transfer to Tax Title Liens or Foreclosed	3,065.79
Other Public Safety		Public Enterprises	43,715.23	Balance Outstanding Dec. 31, 1982	69,504.75
PUBLIC WORKS		Recreation—Culture		PRIOR YEARS TAXES OUTSTANDING	
Streets and Drainage	116,730.00	Public Works	157,949.65	Balance January 1, 1982	46,755.58
Sewers and Sewage Processing		Buildings and Grounds	76,580.08	Collected in 1982	44,992.06
Garbage and Trash Disposal	63,397.00	Library and Education	239.86	Cancelled, Abated or Adjusted 1982	
Public Buildings and Grounds	9,587.00	Conservation		Transfers to Tax Title Liens or Foreclosed	
Other Public Works		All Other		Balance December 31, 1982	1,763.52
HEALTH and WELFARE		CAPITAL DEBT AUTHORIZED, DECEMBER 31, 1982		TAX TITLE LIENS OUTSTANDING	
Health Services Except Environmental	27,894.04	ISSUED AND UNISSUED GROSS DEBT NET DEBT		Balance January 1, 1982	20,307.41
Welfare-Public Assistance	4,045.00	School 1,118,112		Transfer From Taxes	3,065.79
Hospitals, Clinics, First Aid		Self-liquidating 546,000		Redeemed in 1982	8,955.45
Animal, Insect, & Rodent Control		Other 1,621,616	1,621,616	Cancelled, Abated or Adjusted (1982)	
Other Welfare Services		Total 3,285,729	1,621,616	Transfers to Foreclosed Property	
RECREATION and CONSERVATION		ISSUED AND OUTSTANDING		Balance December 31, 1982	14,417.75
Beaches and Boardwalks	57,737.35	School 1,118,112.37		PROPERTY ACQUIRED BY DEED OR FORECLOSURE	
Parks, Playgrounds, Shade Trees	2,096.01	Self-Liquidating 329,000.00		Balance January 1, 1982	8,455.00
Land Reclamation & Conservation	21,700.00	Other 1,267,616.67		Transfers From Taxes or Liens	
Other Recreational Services		Total 2,714,729.04		Sale for Cash (1982)	
EDUCATION (excluding schools)		EQUALIZED VALUATION BASIS FOR NET DEBT COMPUTATION	136,273.040	Cancelled, Abated or Adjusted (1982)	
Libraries	45,568.00	REAL PROPERTY VALUATIONS		Balance December 31, 1982	8,455.00
Other Educational Services		Code Class # of Parcels % VAL'N ASSESSED VALUATION		CURRENT FINANCES DECEMBER 31, 1982	
STATUTORY EXPENDITURES		1 Vacant Land 188 2.83 3,921,500.00		ASSETS	
Pensions & F. I. C. A.	87,572.29	2 Residential 1421 65.68 91,005,600.00		Cash Dec. 31, 1982	526,740.18
Employee Fringe Benefits	32,353.99	3 Farm 3 .05 65,100.00		Taxes Receivable	71,268.27
Other Statutory Expenditures	7,500.00	4a Commercial 68 7.65 10,555,010.00		Tax Title Liens	14,417.75
CETA And Other Public Employment Programs		4b Industrial 18 20.95 29,031,200.00		Foreclosed Property	8,455.00
MUNICIPAL FUNCTIONS TOTAL	1,164,680.29	4c Apartments 12 2.84 3,940,400.00		Emergencies & Other Deferred Charges	48,199.39
CAPITAL IMPROVEMENTS *MEMO*	73,474.89	Total 1710 138,558,810.00		State and Federal Aid Receivable	
DEBT SERVICE		Land Area 1.95 Sq. Miles		Other Receivables	11,869.45
Principal Payments	87,200.00	Net Valuation Taxable-Municipal	139,364,189	Total	680,950.04
Interest Payments	108,113.36	Net Valuation Taxable-County	152,070,419	LIABILITIES, RESERVES, AND SURPLUS	
DEFERRED CHARGES	33,199.38	State Equalized Valuation	146,764,511	Cash Liabilities	293,494.82
SCHOOL, COUNTY, SPECIAL DISTRICT TAXES	2,868,092.77	State Equalization Ratio	94.93	Reserves for Receivables	106,010.47
RESERVE FOR UNCOLLECTED TAXES	171,423.13			Surplus Dec. 31, 1982	281,444.75
EXPENDITURES TOTAL	4,432,708.93			Total	680,950.04



Population 1980 2,748  
 Population 1982 2,884  
 S & P Rating  
 Moody Rating

General Tax Rate Per \$100.

2.12  
 State Equalized Tax Rate  
 1.71

## WHITE TOWNSHIP - WARREN COUNTY

## Form of Government:

## Township Committee

## Number of Members on Governing Body - 3

## PER CAPITA:

Gross Debt 24.27  
 Net Debt  
 Debt Service  
 Total Tax Levy 716.10  
 Municipal Expenditures 209.83

## PER CENT:

Gross Debt .06  
 Net Debt  
 Tax Levy Collected 95.99  
 Tax Levy Cancelled, Abated  
 or Adjusted

EXPENDITURES		REVENUES-REALIZED		1982 PROPERTY TAX	
GENERAL GOVERNMENT				STATE EQUALIZED TAX RATE	
Governing Body & Public Boards		1982 Property Taxes Collected	1,988,201.24	Local District School Taxes 1.12	1,348,831.00
Municipal Clerk		1982 Payments in Lieu of Taxes	635.57	Regional & Consolidated School Tax	
Financial Administration	8,680.00	Delinquent Tax & Lien Collections	102,060.25	School Taxes in Municipal Budget	
Assessment of Taxes	13,180.00	Business Personalty Replacement Taxes	65,818.56	County Taxes .55 *	663,851.91
Collection of Taxes	15,130.00	Taxes from Public Utilities	179,387.00	County Library Taxes .03	35,766.02
Planning, Housing & Development	38,914.00	Other Miscellaneous Tax Revenues		Local Municipal Purpose Taxes	
Human Resources		State Aid Revenues	16,687.88	Veteran & Senior Citizen Taxes	23,775.00
Elections		Federal Aid Revenues		Total Taxes for Rate Computation 1.70	2,072,223.93
General Administration (other)	68,422.00	State and Local Fiscal Assistance Act Utilized	20,000.00	Special District Taxes	
JUDICIARY		Sale of Acquired Property		Bank Corp. Taxes	3,302.70
Municipal Courts	11,820.00	Other Miscellaneous Revenues	172,376.91	Added and Omitted Taxes	13,472.54
PUBLIC SAFETY		Total	2,545,167.41	Total Taxes Levied - ABSTRACT	2,065,224.17
Fire Protection	7,330.00	Prior Years Surplus Appropriated	233,983.12	Total Taxes Billed	2,071,358.35
Police Protection	6,100.00	REVENUES TOTAL	2,779,150.53	1982 TAXES COLLECTED	1,988,201.24
Civil Defense & Disaster Control	300.00	Reserve For Uncollected Taxes	143,150.00	1982 Taxes Cancelled, Abated or Adjusted	95.43
Environmental Inspection & Control	24,847.00	CAPITAL OUTLAY TOTAL	66,887.10	Transfer to Tax Title Liens or Foreclosed	2,583.22
Other Public Safety				Balance Outstanding Dec. 31, 1982	80,478.46
PUBLIC WORKS				PRIOR YEARS TAXES OUTSTANDING	
Streets and Drainage	155,400.00	Public Enterprises		Balance January 1, 1982	104,225.95
Sewers and Sewage Processing		Recreation—Culture		Collected in 1982	57,493.65
Garbage and Trash Disposal	3,400.00	Public Works	66,887.10	Cancelled, Abated or Adjusted 1982	5,926.25
Public Buildings and Grounds	9,525.00	Buildings and Grounds		Transfers to Tax Title Liens or Foreclosed	771.91
Other Public Works		Library and Education		Balance December 31, 1982	34.14
HEALTH and WELFARE		Conservation		TAX TITLE LIENS OUTSTANDING	
Health Services Except Environmental	1,200.00	All Other		Balance January 1, 1982	6,186.31
Welfare-Public Assistance	4,200.00	CAPITAL DEBT AUTHORIZED, DECEMBER 31, 1982		Transfer From Taxes	3,427.29
Hospitals, Clinics, First Aid	1,500.00	ISSUED AND UNISSUED GROSS DEBT NET DEBT		Redeemed in 1982	4,566.60
Animal, Insect, & Rodent Control	8,975.00	School 70,000		Cancelled, Abated or Adjusted (1982)	
Other Welfare Services		Self-liquidating		Transfers to Foreclosed Property	
RECREATION and CONSERVATION		Other		Balance December 31, 1982	5,047.00
Beaches and Boardwalks		Total 70,000		PROPERTY ACQUIRED BY DEED OR	
Parks, Playgrounds, Shade Trees	1,200.00	ISSUED AND OUTSTANDING		FORECLOSURE	
Land Reclamation & Conservation	300.00	School 70,000.00		Balance January 1, 1982	48,300.00
Other Recreational Services		Self-Liquidating		Transfers From Taxes or Liens	
EDUCATION (excluding schools)		Other		Sale for Cash (1982)	
Libraries		Total 70,000.00		Cancelled, Abated or Adjusted (1982)	
Other Educational Services	11,200.00	EQUALIZED VALUATION BASIS		Balance December 31, 1982	48,300.00
STATUTORY EXPENDITURES		FOR NET DEBT COMPUTATION	121,863,655	CURRENT FINANCES DECEMBER 31, 1982	
Pensions & F. I. C. A.	22,175.00	REAL PROPERTY VALUATIONS		ASSETS	
Employee Fringe Benefits	6,000.00	Code Class # of Parcels % VAL'N		Cash Dec. 31, 1982	1,315,769.88
Other Statutory Expenditures	2,200.00	1 Vacant Land 403 5.36	5,177,350.00	Taxes Receivable	80,512.60
CETA And Other Public Employment Programs		2 Residential 765 35.12	33,920,337.00	Tax Title Liens	5,047.00
MUNICIPAL FUNCTIONS TOTAL	461,998.00	3 Farm 335 5.30	5,121,976.00	Foreclosed Property	48,300.00
CAPITAL IMPROVEMENTS *MEMO*	30,000.00	4a Commercial 71 6.30	6,088,050.00	Emergencies & Other Deferred Charges	
DEBT SERVICE		4b Industrial 2 46.47	44,885,460.00	State and Federal Aid Receivable	
Principal Payments		4c Apartments 6 1.45	1,359,900.00	Other Receivables	11,501.49
Interest Payments		Total 1582	96,553,073.00	Total	1,461,130.97
DEFERRED CHARGES		Land Area 27.35 Sq. Miles		LIABILITIES, RESERVES, AND SURPLUS	
SCHOOL, COUNTY, SPECIAL DISTRICT TAXES	2,048,448.93	Net Valuation Taxable-Municipal	97,074,802	Cash Liabilities	811,843.92
RESERVE FOR UNCOLLECTED TAXES	143,150.00	Net Valuation Taxable-County	123,132,232	Reserves for Receivables	145,361.09
EXPENDITURES TOTAL	2,653,596.93	State Equalized Valuation	120,506,616	Surplus Dec. 31, 1982	503,925.96
		State Equalization Ratio	80.48	Total	1,461,130.97

0514

Population 1980 4,913  
 Population 1982 4,847  
 S & P Rating BBB  
 Moody Rating PAA

General Tax Rate Per \$100.

1.86  
 State Equalized Tax Rate  
 2.27

## WILDWOOD CITY - CAPE MAY COUNTY

## Form of Government:

Mayor-Council Plan D (OMCL 50)

Number of Members on Governing Body - 5

PER CAPITA:

Gross Debt 3,233.91  
 Net Debt 1,304.26  
 Debt Service 192.91  
 Total Tax Levy 1,572.72  
 Municipal Expenditures 1,723.41

PER CENT:

Gross Debt 5.36  
 Net Debt 2.16  
 Tax Levy Collected 86.22  
 Tax Levy Cancelled, Abated  
 or Adjusted .86

EXPENDITURES		REVENUES-REALIZED		1982 PROPERTY TAX	
GENERAL GOVERNMENT				STATE EQUALIZED TAX RATE →	
Governing Body & Public Boards	6,100.00	1982 Property Taxes Collected		Local District School Taxes .60	2,004,860.80
Municipal Clerk	123,770.00	1982 Payments in Lieu of Taxes		Regional & Consolidated School Tax	
Financial Administration	55,900.00	Delinquent Tax & Lien Collections		School Taxes in Municipal Budget .03	107,078.76
Assessment of Taxes	40,500.00	Business Personalty Replacement Taxes		County Taxes .38	1,252,802.55
Collection of Taxes	49,500.00	Taxes from Public Utilities		County Library Taxes .02	77,904.54
Planning, Housing & Development		Other Miscellaneous Tax Revenues		Local Municipal Purpose Taxes 1.24	4,136,556.71
Human Resources		State Aid Revenues		Veteran & Senior Citizen Taxes	54,075.00
Elections	4,000.00	Federal Aid Revenues		Total Taxes for Rate Computation 2.27	7,633,278.36
General Administration (other)	626,975.00	State and Local Fiscal Assistance Act Utilized		Special District Taxes	
JUDICIARY		Sale of Acquired Property		Bank Corp. Taxes	33,849.10
Municipal Courts	108,000.00	Other Miscellaneous Revenues		Added and Omitted Taxes	9,912.95
PUBLIC SAFETY		Total		Total Taxes Levied - ABSTRACT	7,622,965.41
Fire Protection	476,700.00	Prior Years Surplus Appropriated		Total Taxes Billed	7,583,114.48
Police Protection	1,483,836.00	REVENUES TOTAL		1982 TAXES COLLECTED	6,538,009.53
Civil Defense & Disaster Control	4,470.00	Reserve For Uncollected Taxes		1982 Taxes Cancelled, Abated or Adjusted	65,352.38
Environmental Inspection & Control	174,222.02	CAPITAL OUTLAY TOTAL		Transfer to Tax Title Liens or Foreclosed	76,217.07
Other Public Safety				Balance Outstanding Dec. 31, 1982	903,535.50
PUBLIC WORKS				PRIOR YEARS TAXES OUTSTANDING	
Streets and Drainage	420,300.00	Public Enterprises		Balance January 1, 1982	734,379.25
Sewers and Sewage Processing	652,945.00	Recreation—Culture		Collected in 1982	702,362.61
Garbage and Trash Disposal	21,000.00	Public Works		Cancelled, Abated or Adjusted 1982	
Public Buildings and Grounds	435,500.00	Buildings and Grounds		Transfers to Tax Title Liens or Foreclosed	32,016.64
Other Public Works		Library and Education		Balance December 31, 1982	
HEALTH and WELFARE		Conservation		TAX TITLE LIENS OUTSTANDING	
Health Services Except Environmental	52,100.00	All Other		Balance January 1, 1982	245,046.55
Welfare-Public Assistance	23,250.00	CAPITAL DEBT AUTHORIZED, DECEMBER 31, 1982		Transfer From Taxes	112,921.55
Hospitals, Clinics, First Aid		ISSUED AND UNISSUED GROSS DEBT NET DEBT		Redeemed in 1982	153,373.20
Animal, Insect, & Rodent Control	5,500.00	School 2,275,000		Cancelled, Abated or Adjusted (1982)	
Other Welfare Services		Self-liquidating 4,508,000		Transfers to Foreclosed Property	
RECREATION and CONSERVATION		Other 8,891,756		Balance December 31, 1982	204,594.90
Beaches and Boardwalks	460,650.00	Total 15,674,756		PROPERTY ACQUIRED BY DEED OR FORECLOSURE	
Parks, Playgrounds, Shade Trees	207,200.00	ISSUED AND OUTSTANDING		Balance January 1, 1982	89,140.00
Land Reclamation & Conservation		School 2,275,000.00		Transfers From Taxes or Liens	
Other Recreational Services	80,340.00	Self-Liquidating 4,508,000.00		Sale for Cash (1982)	
EDUCATION (excluding schools)		Other 8,123,050.00		Cancelled, Abated or Adjusted (1982)	
Libraries		Total 14,906,050.00		Balance December 31, 1982	89,140.00
Other Educational Services		EQUALIZED VALUATION BASIS		CURRENT FINANCES DECEMBER 31, 1982	
STATUTORY EXPENDITURES		FOR NET DEBT COMPUTATION		ASSETS	
Pensions & F. I. C. A.	471,477.90	REAL PROPERTY VALUATIONS		Cash Dec. 31, 1982	1,323,427.15
Employee Fringe Benefits	264,400.00	Code Class # of Parcels % VAL'N ASSESSED VALUATION		Taxes Receivable	903,535.50
Other Statutory Expenditures	130,000.00	1 Vacant Land 610 4.76 19,078,200.00		Tax Title Liens	204,594.90
CETA And Other Public Employment Programs		2 Residential 2344 33.20 133,067,000.00		Foreclosed Property	89,140.00
MUNICIPAL FUNCTIONS TOTAL	6,378,635.92	3 Farm		Emergencies & Other Deferred Charges	156,272.02
CAPITAL IMPROVEMENTS *MEMO*	75,000.00	4a Commercial 528 34.95 140,056,800.00		State and Federal Aid Receivable	
DEBT SERVICE		4b Industrial 17 .53 2,133,400.00		Other Receivables	39,340.25
Principal Payments	485,000.00	4c Apartments 613 26.56 106,484,500.00		Total	2,716,309.82
Interest Payments	450,055.85	Total 4112 400,859,900.00		LIABILITIES, RESERVES, AND SURPLUS	
TYPE I SCHL DEBT *MEMO	101,616.26	Land Area 1.12 Sq. Miles		Cash Liabilities	1,122,143.11
DEFERRED CHARGES	54,922.19	Net Valuation Taxable-Municipal		Reserves for Receivables	1,236,610.65
SCHOOL, COUNTY, SPECIAL DISTRICT TAXES	3,442,646.65	Net Valuation Taxable-County		Surplus Dec. 31, 1982	357,556.06
RESERVE FOR UNCOLLECTED TAXES	984,732.45	State Equalized Valuation		Total	2,716,309.82
EXPENDITURES TOTAL	11,755,993.06	State Equalization Ratio 122.12			

1981/3000

\* ABOVE DEBT SERVICE INCLUDES TYPE I SCHOOL DEBT



0515

Population 1980 4,149  
 Population 1982 4,252  
 S & P Rating AAA  
 Moody Rating A

General Tax Rate Per \$100.

2.40  
 State Equalized Tax Rate  
 1.29

## WILDWOOD CREST BORO. - CAPE MAY CO.

## Form of Government:

Commission (1911)

Number of Members on Governing Body - 3

## PER CAPITA:

Gross Debt 1,056.52  
 Net Debt 929.16  
 Debt Service 107.27  
 Total Tax Levy 1,172.08  
 Municipal Expenditures 879.43

## PER CENT:

Gross Debt 1.32  
 Net Debt 1.16  
 Tax Levy Collected 93.92  
 Tax Levy Cancelled, Abated  
 or Adjusted

EXPENDITURES		REVENUES-REALIZED		1982 PROPERTY TAX	
GENERAL GOVERNMENT				STATE EQUALIZED TAX RATE	
Governing Body & Public Boards		1982 Property Taxes Collected	4,674,687.65	Local District School Taxes .43	1,639,840.62
Municipal Clerk		1982 Payments in Lieu of Taxes		Regional & Consolidated School Tax	
Financial Administration	61,440.00	Delinquent Tax & Lien Collections	307,744.96	School Taxes in Municipal Budget	
Assessment of Taxes	29,350.00	Business Personalty Replacement Taxes	124,307.52	County Taxes .37	1,420,183.68
Collection of Taxes	42,478.00	Taxes from Public Utilities	324,514.00	County Library Taxes .02	88,312.05
Planning, Housing & Development	16,834.00	Other Miscellaneous Tax Revenues		Local Municipal Purpose Taxes .47	1,785,000.00
Human Resources		State Aid Revenues	36,789.10	Veteran & Senior Citizen Taxes	60,875.00
Elections		Federal Aid Revenues		Total Taxes for Rate Computation 1.29	4,994,211.35
General Administration (other)	480,125.74	State and Local Fiscal Assistance Act Utilized	97,462.00	Special District Taxes	
JUDICIARY.		Sale of Acquired Property		Bank Corp. Taxes	3,917.96
Municipal Courts	35,600.00	Other Miscellaneous Revenues	692,027.40	Added and Omitted Taxes	46,413.20
PUBLIC SAFETY		Total	6,257,532.63	Total Taxes Levied - ABSTRACT	4,983,667.51
Fire Protection	27,895.85	Prior Years Surplus Appropriated	217,000.00	Total Taxes Billed	4,977,438.00
Police Protection	680,262.50	REVENUES TOTAL	6,474,532.63	1982 TAXES COLLECTED	4,674,687.65
Civil Defense & Disaster Control	963.00	Reserve For Uncollected Taxes	311,675.00	1982 Taxes Cancelled, Abated or Adjusted	
Environmental Inspection & Control	63,400.00			Transfer to Tax Title Liens or Foreclosed	
Other Public Safety	89,540.00	CAPITAL OUTLAY TOTAL	505,864.28	Balance Outstanding Dec. 31, 1982	302,750.35
PUBLIC WORKS				PRIOR YEARS TAXES OUTSTANDING	
Streets and Drainage	72,500.00	Public Enterprises		Balance January 1, 1982	307,808.68
Sewers and Sewage Processing	150,400.00	Recreation—Culture	299,533.62	Collected in 1982	307,744.96
Garbage and Trash Disposal	230,590.00	Public Works	201,332.82	Cancelled, Abated or Adjusted 1982	50.00
Public Buildings and Grounds	11,700.00	Buildings and Grounds	4,997.84	Transfers to Tax Title Liens or Foreclosed	
Other Public Works	189,200.00	Library and Education		Balance December 31, 1982	13.72
HEALTH and WELFARE		Conservation		TAX TITLE LIENS OUTSTANDING	
Health Services Except Environmental	3,036.84	All Other		Balance January 1, 1982	
Welfare-Public Assistance	2,185.20	CAPITAL DEBT AUTHORIZED, DECEMBER 31, 1982		Transfer From Taxes	
Hospitals, Clinics, First Aid		ISSUED AND UNISSUED GROSS DEBT NET DEBT		Redeemed in 1982	
Animal, Insect, & Rodent Control	3,300.00	School 450,000		Cancelled, Abated or Adjusted (1982)	
Other Welfare Services		Self-liquidating 4,042,308	3,950,808	Transfers to Foreclosed Property	
RECREATION and CONSERVATION		Other 4,492,308	3,950,808	Balance December 31, 1982	
Beaches and Boardwalks	251,185.00	ISSUED AND OUTSTANDING		PROPERTY ACQUIRED BY DEED OR FORECLOSURE	
Parks, Playgrounds, Shade Trees	12,100.00	School 450,000.00		Balance January 1, 1982	3,300.00
Land Reclamation & Conservation		Self-Liquidating 4,042,238.67		Transfers From Taxes or Liens	
Other Recreational Services	54,887.65	Other 4,492,238.67		Sale for Cash (1982)	
EDUCATION (excluding schools)		Total		Cancelled, Abated or Adjusted (1982)	
Libraries		EQUALIZED VALUATION BASIS		Balance December 31, 1982	3,300.00
Other Educational Services		FOR NET DEBT COMPUTATION	339,500,856	CURRENT FINANCES DECEMBER 31, 1982	
STATUTORY EXPENDITURES		REAL PROPERTY VALUATIONS		ASSETS	
Pensions & F. I. C. A.	230,514.22	Code Class # of Parcels % VAL'N ASSESSED VALUATION		Cash Dec. 31, 1982	1,551,218.41
Employee Fringe Benefits	174,000.00	1 Vacant Land 252 3.13 6,396,150.00		Taxes Receivable	302,764.07
Other Statutory Expenditures	31,000.00	2 Residential 2495 51.33 104,911,300.00		Tax Title Liens	
CETA And Other Public Employment Programs		3 Farm 84,108,600.00		Foreclosed Property	3,300.00
MUNICIPAL FUNCTIONS TOTAL	2,944,488.00	4a Commercial 236 41.15		Emergencies & Other Deferred Charges	76,000.00
CAPITAL IMPROVEMENTS *MEMO*		4b Industrial 102 4.38 8,554,600.00		State and Federal Aid Receivable	579.85
DEBT SERVICE		4c Apartments 3085 204,370,650.00		Other Receivables	790.28
Principal Payments	128,662.11	Total Land Area 1.03 Sq. Miles		Total	1,934,652.61
Interest Payments	327,429.66	Net Valuation Taxable-Municipal	205,312,872	LIABILITIES, RESERVES, AND SURPLUS	
DEFERRED CHARGES	27,075.74	Net Valuation Taxable-County	353,296,796	Cash Liabilities	881,770.96
SCHOOL, COUNTY, SPECIAL DISTRICT TAXES	3,148,336.35	State Equalized Valuation	380,742,724	Reserves for Receivables	306,854.35
RESERVE FOR UNCOLLECTED TAXES	311,675.00	State Equalization Ratio 53.81		Surplus Dec. 31, 1982	746,027.30
EXPENDITURES TOTAL	6,887,666.86			Total	1,934,652.61

0338

Population 1980 39,912  
 Population 1982 40,042  
 S & P Rating  
 Moody Rating A

General Tax Rate Per \$100.

2.91

State Equalized Tax Rate

3.10

## WILLINGBORO TWP. - BURLINGTON CO.

## Form of Government:

## Council-Manager Plan E (OMCL 50)

## Number of Members on Governing Body - 5

PER CAPITA:

Grass Debt 386.73  
 Net Debt 94.40  
 Debt Service 23.75  
 Total Tax Levy 419.90  
 Municipal Expenditures 212.10

PER CENT:

Gross Debt 3.12  
 Net Debt .76  
 Tax Levy Collected 97.07  
 Tax Levy Cancelled, Abated or Adjusted .23

EXPENDITURES		REVENUES-REALIZED		1982 PROPERTY TAX	
GENERAL GOVERNMENT		1982 Property Taxes Collected		STATE EQUALIZED TAX RATE	
Governing Body & Public Boards	53,272.00	16,389,786.83		Local District School Taxes 1.94	
Municipal Clerk	38,760.00	1982 Payments in Lieu of Taxes		Regional & Consolidated School Tax	
Financial Administration	158,259.00	Delinquent Tax & Lien Collections		School Taxes in Municipal Budget	
Assessment of Taxes	39,909.00	Business Personality Replacement Taxes		County Taxes .57	
Collection of Taxes	67,113.00	Taxes from Public Utilities		County Library Taxes	
Planning, Housing & Development	42,473.37	Other Miscellaneous Tax Revenues		Local Municipal Purpose Taxes .59	
Human Resources	371,961.00	State Aid Revenues		Veteran & Senior Citizen Taxes	
Elections		Federal Aid Revenues		Total Taxes for Rate Computation 3.10	
General Administration (other)	433,719.60	State and Local Fiscal Assistance Act Utilized		Special District Taxes	
JUDICIARY		Sale of Acquired Property		Bank Corp. Taxes	
Municipal Courts	77,495.00	Other Miscellaneous Revenues		Added and Omitted Taxes	
PUBLIC SAFETY		Total		Total Taxes Levied - ABSTRACT	
Fire Protection	127,943.53	Prior Years Surplus Appropriated		Total Taxes Billed	
Police Protection	2,375,725.00	REVENUES TOTAL		1982 TAXES COLLECTED	
Civil Defense & Disaster Control	11,506.06	Reserve For Uncollected Taxes		1982 Taxes Cancelled, Abated or Adjusted	
Environmental Inspection & Control	48,605.00	CAPITAL OUTLAY TOTAL		Transfer to Tax Title Liens or Foreclosed	
Other Public Safety		Public Enterprises		Balance Outstanding Dec. 31, 1982	
PUBLIC WORKS		Recreation—Culture		PRIOR YEARS TAXES OUTSTANDING	
Streets and Drainage	862,470.00	Public Works		Balance January 1, 1982	
Sewers and Sewage Processing		Buildings and Grounds		Collected in 1982	
Garbage and Trash Disposal	856,285.00	Library and Education		Cancelled, Abated or Adjusted 1982	
Public Buildings and Grounds	129,378.98	Conservation		Transfers to Tax Title Liens or Foreclosed	
Other Public Works	8,698.83	All Other		Balance December 31, 1982	
HEALTH and WELFARE		CAPITAL DEBT AUTHORIZED, DECEMBER 31, 1982		TAX TITLE LIENS OUTSTANDING	
Health Services Except Environmental	4,215.00	ISSUED AND UNISSUED GROSS DEBT NET DEBT		Balance January 1, 1982	
Welfare-Public Assistance	18,290.00	School 9,158,000		Transfer From Taxes	
Hospitals, Clinics, First Aid		Self-liquidating		Redeemed in 1982	
Animal, Insect, & Rodent Control	7,000.00	Other		Cancelled, Abated or Adjusted (1982)	
Other Welfare Services	1,155.00	Total		Transfers to Foreclosed Property	
RECREATION and CONSERVATION		ISSUED AND OUTSTANDING		Balance December 31, 1982	
Beaches and Boardwalks		School		PROPERTY ACQUIRED BY DEED OR	
Parks, Playgrounds, Shade Trees		Self-Liquidating		FORECLOSURE	
Land Reclamation & Conservation		Other		Balance January 1, 1982	
Other Recreational Services	237,049.00	Total		Transfers From Taxes or Liens	
EDUCATION (excluding schools)		EQUALIZED VALUATION BASIS		Sale for Cash (1982)	
Libraries	354,166.00	FOR NET DEBT COMPUTATION		Cancelled, Abated or Adjusted (1982)	
Other Educational Services		REAL PROPERTY VALUATIONS		Balance December 31, 1982	
STATUTORY EXPENDITURES		Code Class # of Parcels % VAL'N		CURRENT FINANCES DECEMBER 31, 1982	
Pensions & F. I. C. A.	481,819.00	ASSESSED VALUATION		ASSETS	
Employee Fringe Benefits	178,517.00	1 Vacant Land 195 .69		Cash Dec. 31, 1982	
Other Statutory Expenditures	19,549.00	2 Residential 10976 93.21		Taxes Receivable	
CETA And Other Public Employment Programs		3 Farm 5 .02		Tax Title Liens	
MUNICIPAL FUNCTIONS TOTAL	7,005,334.37	4a Commercial 141 5.68		Foreclosed Property	
CAPITAL IMPROVEMENTS *MEMO*	10.00	4b Industrial 8 .40		Emergencies & Other Deferred Charges	
DEBT SERVICE		4c Apartments		State and Federal Aid Receivable	
Principal Payments	526,500.00	Total 11325		Other Receivables	
Interest Payments	424,586.45	Land Area 7.60 Sq. Miles		Total	
DEFERRED CHARGES	58,455.71	Net Valuation Taxable-Municipal		LIABILITIES, RESERVES, AND SURPLUS	
SCHOOL, COUNTY, SPECIAL DISTRICT TAXES	13,573,131.85	Net Valuation Taxable-County		Cash Liabilities	
RESERVE FOR UNCOLLECTED TAXES	477,954.94	State Equalized Valuation		Reserves for Receivables	
EXPENDITURES TOTAL	22,065,963.32	State Equalization Ratio		Surplus Dec. 31, 1982	
				Total	



2021

Population 1980 1,785  
 Population 1982 1,781  
 S & P Rating  
 Moody Rating

General Tax Rate Per \$100.

24.53  
 State Equalized Tax Rate  
 10.83

## WINFIELD TOWNSHIP - UNION COUNTY

## Form of Government:

## Township Committee

## Number of Members on Governing Body - 3

## PER CAPITA:

Gross Debt  
 Net Debt  
 Debt Service  
 Total Tax Levy  
 Municipal Expenditures

196.53  
 160.44

## PER CENT:

Gross Debt  
 Net Debt  
 Tax Levy Collected 100.00  
 Tax Levy Cancelled, Abated  
 or Adjusted

EXPENDITURES		REVENUES-REALIZED		1982 PROPERTY TAX	
GENERAL GOVERNMENT				STATE EQUALIZED TAX RATE	
Governing Body & Public Boards		1982 Property Taxes Collected	350,138.27	Local District School Taxes 6.74	218,106.00
Municipal Clerk		1982 Payments in Lieu of Taxes		Regional & Consolidated School Tax	
Financial Administration	9,325.00	Delinquent Tax & Lien Collections		School Taxes in Municipal Budget	
Assessment of Taxes	1,125.00	Business Personality Replacement Taxes	4,648.68	County Taxes .57	18,551.07
Collection of Taxes	225.00	Taxes from Public Utilities	41,017.00	County Library Taxes	
Planning, Housing & Development		Other Miscellaneous Tax Revenues		Local Municipal Purpose Taxes 3.50	113,360.00
Human Resources		State Aid Revenues	88,122.56	Veteran & Senior Citizen Taxes	
Elections		Federal Aid Revenues		Total Taxes for Rate Computation 10.81	350,017.07
General Administration (other)	50,503.00	State and Local Fiscal Assistance Act Utilized	14,115.00	Special District Taxes	
JUDICIARY		Sale of Acquired Property		Bank Corp Taxes	
Municipal Courts	4,950.00	Other Miscellaneous Revenues	18,543.68	Added and Omitted Taxes	
PUBLIC SAFETY		Total	516,585.19	Total Taxes Levied - ABSTRACT	350,017.07
Fire Protection	12,650.00	Prior Years Surplus Appropriated	32,077.75	Total Taxes Billed	350,138.27
Police Protection	123,004.00	REVENUES TOTAL	548,662.94	1982 TAXES COLLECTED	
Civil Defense & Disaster Control	150.00	Reserve For Uncollected Taxes		1982 Taxes Cancelled, Abated or Adjusted	
Environmental Inspection & Control	1,900.00			Transfer to Tax Title Liens or Foreclosed	
Other Public Safety				Balance Outstanding Dec. 31, 1982	
PUBLIC WORKS		CAPITAL OUTLAY TOTAL	26,727.64	PRIOR YEARS TAXES OUTSTANDING	
Streets and Drainage	8,600.00	Public Enterprises		Balance January 1, 1982	
Sewers and Sewage Processing		Recreation—Culture		Collected in 1982	
Gorbage and Trash Disposal		Public Works	26,727.64	Cancelled, Abated or Adjusted 1982	
Public Buildings and Grounds	18,125.00	Buildings and Grounds		Transfers to Tax Title Liens or Foreclosed	
Other Public Works	725.00	Library and Education		Balance December 31, 1982	
HEALTH and WELFARE		Conservation		TAX TITLE LIENS OUTSTANDING	
Health Services Except Environmental	19,710.00	All Other		Balance January 1, 1982	
Welfare Public Assistance	2,040.00			Transfer From Taxes	
Hospitals, Clinics, First Aid		CAPITAL DEBT AUTHORIZED, DECEMBER 31, 1982		Redeemed in 1982	
Animal, Insect, & Rodent Control	1,650.00	ISSUED AND UNISSUED GROSS DEBT NET DEBT		Cancelled, Abated or Adjusted (1982)	
Other Welfare Services		School		Transfers to Foreclosed Property	
RECREATION and CONSERVATION		Self-liquidating		Balance December 31, 1982	
Beaches and Boardwalks		Other		PROPERTY ACQUIRED BY DEED OR	
Parks, Playgrounds, Shade Trees		Total		FORECLOSURE	
Land Reclamation & Conservation		ISSUED AND OUTSTANDING		Balance January 1, 1982	
Other Recreational Services	1,557.00	School		Transfers From Taxes or Liens	
EDUCATION (excluding schools)		Self-Liquidating		Sale for Cash (1982)	
Libraries		Other		Cancelled, Abated or Adjusted (1982)	
Other Educational Services		Total		Balance December 31, 1982	
STATUTORY EXPENDITURES		EQUALIZED VALUATION BASIS		CURRENT FINANCES DECEMBER 31, 1982	
Pensions & F. I. C. A.	19,610.00	FOR NET DEBT COMPUTATION	2,848,392	ASSETS	
Employee Fringe Benefits	9,000.00	REAL PROPERTY VALUATIONS		Cash Dec. 31, 1982	115,842.50
Other Statutory Expenditures	900.00	Code Class # of Parcels % VAL'N		Taxes Receivable	
CETA And Other Public Employment Programs		1 Vacant Land 1 15.82	220,200.00	Tax Title Liens	
MUNICIPAL FUNCTIONS TOTAL	285,749.00	2 Residential 254 77.71	1,081,500.00	Foreclosed Property	
CAPITAL IMPROVEMENTS *MEMO*		3 Farm		Emergencies & Other Deferred Charges	
DEBT SERVICE		4a Commercial 1 6.47	50,000.00	State and Federal Aid Receivable	
Principal Payments		4b Industrial		Other Receivables	21,744.27
Interest Payments		4c Apartments		Total	137,586.77
DEFERRED CHARGES		Total 256	1,391,700.00	LIABILITIES, RESERVES, AND SURPLUS	
SCHOOL, COUNTY, SPECIAL DISTRICT TAXES	236,657.07	Land Area .17 Sq. Miles		Cash Liabilities	39,651.91
RESERVE FOR UNCOLLECTED TAXES		Net Valuation Taxable-Municipal	1,427,388	Reserves for Receivables	21,744.27
EXPENDITURES TOTAL	522,406.07	Net Valuation Taxable-County	3,565,656	Surplus Dec. 31, 1982	76,190.59
		State Equalized Valuation	3,189,325	Total	137,586.77
		State Equalization Ratio	44.13		

0436

Population 1980 20,034  
 Population 1982 21,435  
 S & P Rating  
 Moody Rating

General Tax Rate Per \$100.

State Equalized Tax Rate 3.16  
 2.50

## WINSLOW TOWNSHIP - CAMDEN COUNTY

## Form of Government:

## Township Committee

## Number of Members on Governing Body - 7

## PER CAPITA:

Grass Debt 475.58  
 Net Debt 11.38  
 Debt Service  
 Total Tax Levy 409.59  
 Municipal Expenditures 292.39

## PER CENT:

Grass Debt 3.51  
 Net Debt .08  
 Tax Levy Collected 89.63  
 Tax Levy Cancelled, Abated  
 or Adjusted .33

EXPENDITURES		REVENUES-REALIZED		1982 PROPERTY TAX	
GENERAL GOVERNMENT				STATE EQUALIZED TAX RATE	
Governing Body & Public Boards		1982 Property Taxes Collected	7,665,338.27	Local District School Taxes .75	2,589,415.00
Municipal Clerk		1982 Payments in Lieu of Taxes		Regional & Consolidated School Tax .64	2,199,377.43
Financial Administration	78,603.00	Delinquent Tax & Lien Collections	687,125.40	School Taxes in Municipal Budget	
Assessment of Taxes	88,630.00	Business Personalty Replacement Taxes	157,907.64	County Taxes 1.08	3,750,753.68
Collection of Taxes	103,114.00	Taxes from Public Utilities	3,225,351.00	County Library Taxes .03	66,566.00
Planning, Housing & Development	110,718.00	Other Miscellaneous Tax Revenues		Local Municipal Purpose Taxes	
Human Resources		State Aid Revenues	135,540.21	Veteran & Senior Citizen Taxes	182,675.00
Elections	11,000.00	Federal Aid Revenues		Total Taxes for Rate Computation 2.50	8,808,787.11
General Administration (other)	596,836.00	State and Local Fiscal Assistance Act Utilized	568,226.00	Special District Taxes	
JUDICIARY		Sale of Acquired Property		Bank Corp. Taxes	11,324.54
Municipal Courts	110,036.00	Other Miscellaneous Revenues		Added and Omitted Taxes	142,218.08
PUBLIC SAFETY		Total	13,536,383.05	Total Taxes Levied - ABSTRACT	8,779,654.73
Fire Protection	116,600.00	Prior Years Surplus Appropriated	1,681,000.00	Total Taxes Billed	8,774,995.00
Police Protection	1,510,735.00	REVENUES TOTAL	15,617,383.05	1982 TAXES COLLECTED	7,865,338.27
Civil Defense & Disaster Control	1,000.00	Reserve For Uncollected Taxes	807,945.44	1982 Taxes Cancelled, Abated or Adjusted	28,981.57
Environmental Inspection & Control	69,417.00	CAPITAL OUTLAY TOTAL	385,849.03	Transfer to Tax Title Liens or Foreclosed	109,027.13
Other Public Safety				Balance Outstanding Dec. 31, 1982	771,648.03
PUBLIC WORKS				PRIOR YEARS TAXES OUTSTANDING	
Streets and Drainage	914,310.00	Public Enterprises	377,646.00	Balance January 1, 1982	683,316.53
Sewers and Sewage Processing		Recreation—Culture		Collected in 1982	557,106.37
Garbage and Trash Disposal	322,960.00	Public Works		Cancelled, Abated or Adjusted 1982	12,743.92
Public Buildings and Grounds	220,040.00	Buildings and Grounds	12,203.03	Transfers to Tax Title Liens or Foreclosed	44,460.29
Other Public Works	255,000.00	Library and Education		Balance December 31, 1982	29,005.95
HEALTH and WELFARE		Conservation		TAX TITLE LIENS OUTSTANDING	
Health Services Except Environmental	7,274.00	All Other		Balance January 1, 1982	331,957.67
Welfare-Public Assistance	57,020.00	CAPITAL DEBT AUTHORIZED, DECEMBER 31, 1982		Transfer From Taxes	160,472.31
Hospitals, Clinics, First Aid		ISSUED AND UNISSUED		Redeemed in 1982	90,019.03
Animal, Insect, & Radent Control	5,000.00	School	4,106,727	Cancelled, Abated or Adjusted (1982)	488.93
Other Welfare Services		Self-liquidating	5,843,420	Transfers to Foreclosed Property	
RECREATION and CONSERVATION		Other	244,000	Balance December 31, 1982	401,922.02
Beaches and Boardwalks		Total	10,194,147	PROPERTY ACQUIRED BY DEED OR FORECLOSURE	
Parks, Playgrounds, Shade Trees	141,656.00			Balance January 1, 1982	2,155,529.50
Land Reclamation & Conservation				Transfers From Taxes or Liens	
Other Recreational Services	9,000.00			Sale for Cash (1982)	
EDUCATION (excluding schools)				Cancelled, Abated or Adjusted (1982)	
Libraries				Balance December 31, 1982	2,155,529.50
Other Educational Services				CURRENT FINANCES DECEMBER 31, 1982	
STATUTORY EXPENDITURES				ASSETS	
Pensions & F. I. C. A.	383,788.84			Cash Dec. 31, 1982	3,056,377.26
Employee Fringe Benefits	308,000.00			Taxes Receivable	800,653.98
Other Statutory Expenditures	12,000.00			Tax Title Liens	401,922.02
CETA And Other Public Employment Programs				Foreclosed Property	2,155,529.50
MUNICIPAL FUNCTIONS TOTAL	5,432,737.84			Emergencies & Other Deferred Charges	1,468.09
CAPITAL IMPROVEMENTS *MEMO*	1,000.00			State and Federal Aid Receivable	17,847.40
DEBT SERVICE				Other Receivables	213,520.80
Principal Payments				Total	6,647,319.05
Interest Payments				LIABILITIES, RESERVES, AND SURPLUS	
DEFERRED CHARGES	26,685.77			Cash Liabilities	762,642.22
SCHOOL, COUNTY, SPECIAL DISTRICT TAXES	8,626,112.11			Reserves for Receivables	3,571,535.30
RESERVE FOR UNCOLLECTED TAXES	807,945.44			Surplus Dec. 31, 1982	2,313,141.53
EXPENDITURES TOTAL	14,893,481.16			Total	6,647,319.05

1981/3000

\*Includes County Health Service Taxes or County Vocational School Taxes. See Table 13.



0269

Population 1980 7,929

Population 1982 7,961

S &amp; P Rating

Moody Rating A

General Tax Rate Per \$100.

2.49

State Equalized Tax Rate

1.71

## WOOD-RIDGE BOROUGH - BERGEN CO.

## Form of Government:

## Borough Council

## Number of Members on Governing Body - 6

## PER CAPITA:

Gross Debt 166.71

Net Debt 166.71

Debt Service 19.79

Total Tax Levy 679.97

Municipal Expenditures 321.20

## PER CENT:

Gross Debt .48

Net Debt .48

Tax Levy Collected 88.18

Tax Levy Cancelled, Abated

or Adjusted .78

EXPENDITURES		REVENUES-REALIZED		1982 PROPERTY TAX	
GENERAL GOVERNMENT		1982 Property Taxes Collected		STATE EQUALIZED TAX RATE	
Governing Body & Public Boards			4,665,007.95	Local District School Taxes	.89
Municipal Clerk				Regional & Consolidated School Tax	
Financial Administration	37,825.00	1982 Payments in Lieu of Taxes		School Taxes in Municipal Budget	
Assessment of Taxes	12,030.00	Delinquent Tax & Lien Collections	42,982.75	County Taxes	.36
Collection of Taxes	21,950.00	Business Personality Replacement Taxes	403,494.72	County Library Taxes	
Planning, Housing & Development	20,358.00	Taxes from Public Utilities	404,541.00	Local Municipal Purpose Taxes	.46
Human Resources	2,500.00	Other Miscellaneous Tax Revenues		Veteran & Senior Citizen Taxes	
Elections	2,422.00	State Aid Revenues	65,352.14	Total Taxes for Rate Computation	1.71
General Administration (other)	219,741.10	Federal Aid Revenues		Special District Taxes	
JUDICIARY		State and Local Fiscal Assistance Act Utilized	53,118.00	Bank Corp. Taxes	17,959.58
Municipal Courts	17,590.00	Sale of Acquired Property		Added and Omitted Taxes	46,899.28
PUBLIC SAFETY		Other Miscellaneous Revenues	162,346.50	Total Taxes Levied - ABSTRACT	5,413,252.85
Fire Protection	98,675.00	Total	5,997,243.06	Total Taxes Billed	5,517,038.68
Police Protection	495,315.00	Prior Years Surplus Appropriated	102,068.00	1982 TAXES COLLECTED	4,865,007.95
Civil Defense & Disaster Control	200.00	REVENUES TOTAL	6,099,311.06	1982 Taxes Cancelled, Abated or Adjusted	43,107.30
Environmental Inspection & Control	33,569.00	Reserve For Uncollected Taxes	478,886.84	Transfer to Tax Title Liens or Foreclosed	49.80
Other Public Safety		CAPITAL OUTLAY TOTAL	576,070.19	Balance Outstanding Dec. 31, 1982	608,873.63
PUBLIC WORKS				PRIOR YEARS TAXES OUTSTANDING	
Streets and Drainage	228,620.00	Public Enterprises		Balance January 1, 1982	522,184.40
Sewers and Sewage Processing	125,793.44	Recreation--Culture		Collected in 1982	42,982.75
Garbage and Trash Disposol	101,822.00	Public Works	393,751.77	Cancelled, Abated or Adjusted 1982	
Public Buildings and Grounds	46,696.66	Buildings and Grounds	182,318.42	Transfers to Tax Title Liens or Foreclosed	
Other Public Works	54,500.00	Library and Education		Balance December 31, 1982	479,201.65
HEALTH and WELFARE		Conservation		TAX TITLE LIENS OUTSTANDING	
Health Services Except Environmental	27,461.00	All Other		Balance January 1, 1982	267.05
Welfare Public Assistance	2,480.00	CAPITAL DEBT AUTHORIZED, DECEMBER 31, 1982		Transfer From Taxes	49.80
Hospitals, Clinics, First Aid		ISSUED AND UNISSUED		Redeemed in 1982	
Animal, Insect, & Rodent Control		School		Cancelled, Abated or Adjusted (1982)	
Other Welfare Services		Self-liquidating		Transfers to Foreclosed Property	
RECREATION and CONSERVATION		Other	1,327,191	Balance December 31, 1982	316.85
Beaches and Boardwalks		Total	1,327,191	PROPERTY ACQUIRED BY DEED OR	
Parks, Playgrounds, Shade Trees	9,250.00	ISSUED AND OUTSTANDING		FORECLOSURE	
Land Reclamation & Conservation		School		Balance January 1, 1982	165,550.00
Other Recreational Services	4,200.00	Self-Liquidating		Transfers From Taxes or Liens	
EDUCATION (excluding schools)		Other		Sole for Cash (1982)	
Libraries	68,200.00	Total	1,291,000.00	Cancelled, Abated or Adjusted (1982)	
Other Educational Services		EQUALIZED VALUATION BASIS	1,291,000.00	Balance December 31, 1982	165,550.00
STATUTORY EXPENDITURES		FOR NET DEBT COMPUTATION	274,267,001	CURRENT FINANCES DECEMBER 31, 1982	
Pensions & F. I. C. A.	165,326.92	REAL PROPERTY VALUATIONS		ASSETS	
Employee Fringe Benefits	53,619.02	Code Class # of Parcels % VAL'N		Cash Dec. 31, 1982	650,315.68
Other Statutory Expenditures	11,000.00	1 Vacant Land 149 1.25	2,669,800.00	Taxes Receivable	1,088,075.28
CETA And Other Public Employment Programs		2 Residential 2243 55.93	119,533,800.00	Tax Title Liens	316.85
MUNICIPAL FUNCTIONS TOTAL	1,861,144.14	3 Farm		Foreclosed Property	165,550.00
CAPITAL IMPROVEMENTS *MEMO*	27,500.00	4a Commercial 66 7.11	15,204,550.00	Emergencies & Other Deferred Charges	60,410.02
DEBT SERVICE		4b Industrial 14 30.93	66,054,400.00	State and Federal Aid Receivable	
Principal Payments	56,825.00	4c Apartments 20 4.78	10,205,500.00	Other Receivables	10,718.77
Interest Payments	60,707.00	Total 2492	213,708,050.00	Total	2,015,386.60
DEFERRED CHARGES	59,548.49	Land Area 1.10 Sq. Miles		LIABILITIES, RESERVES, AND SURPLUS	
SCHOOL, COUNTY, SPECIAL DISTRICT TAXES	3,857,876.67	Net Valuation Taxable-Municipal	214,926,281	Cash Liabilities	474,854.55
RESERVE FOR UNCOLLECTED TAXES	478,886.84	Net Valuation Taxable-County	313,930,683	Reserves for Receivables	1,264,660.90
EXPENDITURES TOTAL	6,454,988.14	State Equalized Valuation	313,309,069	Surplus Dec. 31, 1982	275,871.15
		State Equalization Ratio	68.48	Total	2,015,386.60

Population 1980 2,809  
 Population 1982 2,711  
 S & P Rating  
 Moody Rating

General Tax Rate Per \$100.

State Equalized Tax Rate

2.81

## WOODBINE BOROUGH – CAPE MAY CO.

## Form of Government:

## Borough Council

## Number of Members on Governing Body – 6

## PER CAPITA

Grass Debt 109.55  
 Net Debt 28.03  
 Debt Service 10.95  
 Total Tax Levy 198.78  
 Municipal Expenditures 202.87

## PER CENT.

Grass Debt 1.73  
 Net Debt .44  
 Tax Levy Collected 78.59  
 Tax Levy Cancelled, Abated  
 or Adjusted

EXPENDITURES		REVENUES-REALIZED		1982 PROPERTY TAX	
GENERAL GOVERNMENT		1982 Property Taxes Collected		STATE EQUALIZED TAX RATE →	
Governing Body & Public Boards			422,325.56	Local District School Taxes	1.63 311,686.25
Municipal Clerk		1982 Payments in Lieu of Taxes		Regional & Consolidated School Tax	
Financial Administration	8,433.00	Delinquent Tax & Lien Collections	80,692.65	School Taxes in Municipal Budget	
Assessment of Taxes	35,150.00	Business Personalty Replacement Taxes	24,098.76	County Taxes	.42 79,447.24
Collection of Taxes	14,310.00	Taxes from Public Utilities	65,741.00	County Library Taxes	.03 4,941.24
Planning, Housing & Development	24,965.00	Other Miscellaneous Tax Revenues		Local Municipal Purpose Taxes	.73 140,161.45
Human Resources		State Aid Revenues	59,532.70	Veteran & Senior Citizen Taxes	
Elections	750.00	Federal Aid Revenues		Total Taxes far Rate Computation	2.81 555,361.18
General Administration (other)	87,777.00	State and Local Fiscal Assistance Act Utilized	34,603.45	Special District Taxes	
JUDICIARY		Sale of Acquired Property	2,000.00	Bank Corp. Taxes	1,502.57
Municipal Courts	15,309.22	Other Miscellaneous Revenues	77,516.81	Added and Omitted Taxes	1,159.71
PUBLIC SAFETY		Total	766,510.93	Total Taxes Levied - ABSTRACT	538,898.46
Fire Protection	17,655.00	Prior Years Surplus Appropriated	55,000.00	Total Taxes Billed	537,395.89
Police Protection	80,170.62	REVENUES TOTAL	821,510.93	1982 TAXES COLLECTED	422,325.56
Civil Defense & Disaster Control	1,000.00	Reserve Far Uncollected Taxes	101,532.29	1982 Taxes Cancelled, Abated or Adjusted	
Environmental Inspection & Control	4,000.00	CAPITAL OUTLAY TOTAL	37,890.00	Transfer to Tax Title Liens or Foreclosed	6,579.84
Other Public Safety				Balance Outstanding Dec. 31, 1982	108,490.49
PUBLIC WORKS				PRIOR YEARS TAXES OUTSTANDING	
Streets and Drainage	56,085.00	Public Enterprises		Balance January 1, 1982	76,466.60
Sewers and Sewage Processing		Recreation—Culture		Collected in 1982	54,266.15
Garbage and Trash Disposal		Public Works		Cancelled, Abated or Adjusted 1982	
Public Buildings and Grounds	26,500.00	Buildings and Grounds	37,890.00	Transfers to Tax Title Liens or Foreclosed	21,088.21
Other Public Works		Library and Education		Balance December 31, 1982	1,112.24
HEALTH and WELFARE		Conservation		TAX TITLE LIENS OUTSTANDING	
Health Services Except Environmental	741.00	All Other		Balance January 1, 1982	30,223.51
Welfare-Public Assistance	2,453.00	CAPITAL DEBT AUTHORIZED, DECEMBER 31, 1982		Transfer From Taxes	29,664.95
Hospitals, Clinics, First Aid		ISSUED AND UNISSUED		Redeemed in 1982	26,426.50
Animal, Insect, & Radent Control	4,900.00	School	221,000	Cancelled, Abated or Adjusted (1982)	
Other Welfare Services		Self-liquidating		Transfers to Foreclosed Property	21,953.85
RECREATION and CONSERVATION		Other	76,000	Balance December 31, 1982	11,508.11
Beaches and Boardwalks		Total	297,000	PROPERTY ACQUIRED BY DEED OR	
Parks, Playgrounds, Shade Trees				FORECLOSURE	
Land Reclamation & Conservation		ISSUED AND OUTSTANDING		Balance January 1, 1982	187,591.15
Other Recreational Services	1,000.00	School	221,000.00	Transfers From Taxes or Liens	21,953.85
EDUCATION (excluding schools)		Self-Liquidating		Sale for Cash (1982)	2,000.00
Libraries		Other	76,000.00	Cancelled, Abated or Adjusted (1982)	2,200.00
Other Educational Services		Total	297,000.00	Balance December 31, 1982	205,345.00
STATUTORY EXPENDITURES		EQUALIZED VALUATION BASIS		CURRENT FINANCES DECEMBER 31, 1982	
Pensions & F. I. C. A.	23,573.92	FOR NET DEBT COMPUTATION	17,198,008	ASSETS	
Employee Fringe Benefits	7,785.00	REAL PROPERTY VALUATIONS		Cash Dec. 31, 1982	160,884.84
Other Statutory Expenditures	3,000.00	Code Class # of Parcels % VAL'N	ASSESSED VALUATION	Taxes Receivable	109,602.73
CETA And Other Public Employment Programs		1 Vacant Land 406 8.62	1,134,100.00	Tax Title Liens	11,508.11
MUNICIPAL FUNCTIONS TOTAL	415,557.76	2 Residential 444 54.93	7,226,950.00	Foreclosed Property	205,345.00
CAPITAL IMPROVEMENTS *MEMO*		3 Farm 59 6.32	831,700.00	Emergencies & Other Deferred Charges	52,046.97
DEBT SERVICE		4a Commercial 69 14.58	1,518,750.00	State and Federal Aid Receivable	1,091.41
Principal Payments	19,000.00	4b Industrial 8 6.34	834,000.00	Other Receivables	1,004.93
Interest Payments	10,678.00	4c Apartments 9 9.21	1,211,700.00	Total	541,483.99
DEFERRED CHARGES	3,200.00	Total 995	13,157,200.00	LIABILITIES, RESERVES, AND SURPLUS	
SCHOOL, COUNTY, SPECIAL DISTRICT TAXES	356,074.73	Land Area 8.00 Sq. Miles		Cash Liabilities	128,016.42
RESERVE FOR UNCOLLECTED TAXES	101,532.29	Net Valuation Taxable-Municipal	13,963,009	Reserves far Receivables	327,460.77
EXPENDITURES TOTAL	946,042.78	Net Valuation Taxable-County	15,830,007	Surplus Dec. 31, 1982	86,006.80
		State Equalized Valuation	18,799,884	Total	541,483.99
		State Equalization Ratio	73.12		



Population 1980 **90,074**  
 Population 1982 **92,561**  
 S & P Rating  
 Moody Rating **AA**

General Tax Rate Per \$100.  
**4.66**  
 State Equalized Tax Rate  
**2.51**

**WOODBIDGE TWP. - MIDDLESEX COUNTY**  
**Form of Government:**  
**Mayor-Council Plan F (OMCL 50)**  
**Number of Members on Governing Body - 9**

PER CAPITA:  
 Gross Debt **547.24**  
 Net Debt **442.58**  
 Debt Service **47.22**  
 Total Tax Levy **653.31**  
 Municipal Expenditures **338.26**

PER CENT:  
 Gross Debt **2.43**  
 Net Debt **1.97**  
 Tax Levy Collected **96.63**  
 Tax Levy Cancelled, Abated or Adjusted **.12**

EXPENDITURES		REVENUES-REALIZED		1982 PROPERTY TAX	
GENERAL GOVERNMENT		1982 Property Taxes Collected		STATE EQUALIZED TAX RATE $\rightarrow$	
Governing Body & Public Boards	148,565.00	1982 Payments in Lieu of Taxes	58,546,877.77	Local District School Taxes	1.62
Municipal Clerk	163,332.00	Delinquent Tax & Lien Collections	1,789,230.11	Regional & Consolidated School Tax	
Financial Administration	150,813.00	Business Personalty Replacement Taxes	2,407,549.28	School Taxes in Municipal Budget	
Assessment of Taxes	109,750.00	Taxes from Public Utilities	17,152,504.00	County Taxes	.66
Collection of Taxes	144,555.00	Other Miscellaneous Tax Revenues	34,544.86	County Library Taxes	
Planning, Housing & Development	179,640.00	State Aid Revenues	851,789.07	Local Municipal Purpose Taxes	.23
Human Resources	54,508.00	Federal Aid Revenues		Veteran & Senior Citizen Taxes	
Elections		State and Local Fiscal Assistance Act Utilized	1,239,288.00	Total Taxes for Rate Computation	2.51
General Administration (other)	4,307,545.00	Sale of Acquired Property		Special District Taxes	
JUDICIARY		Other Miscellaneous Revenues	2,441,667.29	Bank Corp. Taxes	
Municipal Courts	215,729.00	Total	84,463,450.38	Added and Omitted Taxes	
PUBLIC SAFETY		Prior Years Surplus Appropriated	1,300,000.00	Total Taxes Levied - ABSTRACT	
Fire Protection		REVENUES TOTAL	85,763,450.38	Total Taxes Billed	
Police Protection	5,603,488.00	Reserve For Uncollected Taxes	1,732,483.86	1982 TAXES COLLECTED	
Civil Defense & Disaster Control	16,911.00	CAPITAL OUTLAY TOTAL	5,456,696.99	1982 Taxes Cancelled, Abated or Adjusted	
Environmental Inspection & Contral	246,802.00	Public Enterprises	336.50	Transfer to Tax Title Liens or Foreclosed	
Other Public Safety	3,360.00	Recreation—Culture	254,725.31	Balance Outstanding Dec. 31, 1982	
PUBLIC WORKS		Public Works	3,605,318.63	PRIOR YEARS TAXES OUTSTANDING	
Streets and Drainage	2,246,699.00	Buildings and Grounds	1,307,219.84	Balance January 1, 1982	
Sewers and Sewage Processing	1,989,721.00	Library and Education	249,096.71	Collected in 1982	
Garbage and Trash Disposal	2,267,619.00	Conservation		Cancelled, Abated or Adjusted 1982	
Public Buildings and Grounds	205,529.00	All Other		Transfers to Tax Title Liens or Foreclosed	
Other Public Works	3,000.00			Balance December 31, 1982	
HEALTH and WELFARE				TAX TITLE LIENS OUTSTANDING	
Health Services Except Environmental	780,725.00			Balance January 1, 1982	
Welfare-Public Assistance	202,592.00			Transfer From Taxes	
Hospitals, Clinics, First Aid	45,000.00			Redeemed in 1982	
Animal, Insect, & Rodent Control	2,000.00			Cancelled, Abated or Adjusted (1982)	
Other Welfare Services	14,000.00			Transfers to Foreclosed Property	
RECREATION and CONSERVATION				Balance December 31, 1982	
Beaches and Boardwalks	60,000.00			PROPERTY ACQUIRED BY DEED OR	
Parks, Playgrounds, Shade Trees	1,063,835.00			FORECLOSURE	
Land Reclamation & Conservation				Balance January 1, 1982	
Other Recreational Services	21,100.00			Transfers From Taxes or Liens	
EDUCATION (excluding schools)				Sale for Cash (1982)	
Libraries	1,865,000.00			Cancelled, Abated or Adjusted (1982)	
Other Educational Services	53,809.00			Balance December 31, 1982	
STATUTORY EXPENDITURES				CURRENT FINANCES DECEMBER 31, 1982	
Pensions & F. I. C. A.	2,284,227.00			ASSETS	
Employee Fringe Benefits				Cash Dec. 31, 1982	
Other Statutory Expenditures	40,000.00			Taxes Receivable	
CETA And Other Public Employment Programs				Tax Title Liens	
MUNICIPAL FUNCTIONS TOTAL	24,509,854.00			Foreclosed Property	
CAPITAL IMPROVEMENTS *MEMO*	600,000.00			Emergencies & Other Deferred Charges	
DEBT SERVICE				State and Federal Aid Receivable	
Principal Payments	2,187,603.00			Other Receivables	
Interest Payments	2,183,119.69			Total	
DEFERRED CHARGES	656,960.42			LIABILITIES, RESERVES, AND SURPLUS	
SCHOOL, COUNTY, SPECIAL DISTRICT TAXES	54,503,928.25			Cash Liabilities	
RESERVE FOR UNCOLLECTED TAXES	1,732,483.86			Reserves for Receivables	
EXPENDITURES TOTAL	85,813,949.22			Surplus Dec. 31, 1982	
				Total	

Population 1980 **10,353**Population 1982 **10,772**

S &amp; P Rating

Moody Rating

General Tax Rate Per \$100.

**5.49**

State Equalized Tax Rate

**2.69****WOODBURY CITY - GLOUCESTER COUNTY****Form of Government:****Special Charter (P.L. 1870 c. 271)****Number of Members on Governing Body - 9****PER CAPITA:**Gross Debt **244.49**Net Debt **67.46**Debt Service **10.89**Total Tax Levy **458.75**Municipal Expenditures **265.35****PER CENT:**Gross Debt **1.67**Net Debt **.46**Tax Levy Collected **94.63**

Tax Levy Cancelled, Abated

or Adjusted

EXPENDITURES		REVENUES-REALIZED		1982 PROPERTY TAX	
<b>GENERAL GOVERNMENT</b>				<b>STATE EQUALIZED TAX RATE</b>	
Governing Body & Public Boards	<b>10,700.00</b>	1982 Property Taxes Collected	<b>4,659,412.82</b>	Local District School Taxes <b>1.45</b>	<b>2,635,831.92</b>
Municipal Clerk	<b>46,500.00</b>	1982 Payments in Lieu of Taxes	<b>24,087.71</b>	Regional & Consolidated School Tax	
Financial Administration	<b>37,600.00</b>	Delinquent Tax & Lien Collections	<b>248,663.63</b>	School Taxes in Municipal Budget	
Assessment of Taxes	<b>35,400.00</b>	Business Personalty Replacement Taxes	<b>161,160.20</b>	County Taxes	<b>.58</b>
Collection of Taxes	<b>22,500.00</b>	Taxes from Public Utilities	<b>711,909.69</b>	County Library Taxes	
Planning, Housing & Development	<b>22,850.00</b>	Other Miscellaneous Tax Revenues		Local Municipal Purpose Taxes	<b>.66</b>
Human Resources		State Aid Revenues	<b>198,348.96</b>	Veteran & Senior Citizen Taxes	<b>114,400.00</b>
Elections	<b>4,000.00</b>	Federal Aid Revenues		Total Taxes for Rate Computation	<b>2.69</b>
General Administration (other)	<b>288,174.34</b>	State and Local Fiscal Assistance Act Utilized	<b>105,341.19</b>	Special District Taxes	
<b>JUDICIARY</b>	<b>57,600.00</b>	Sale of Acquired Property		Bank Corp. Taxes	<b>23,178.07</b>
Municipal Courts		Other Miscellaneous Revenues	<b>362,623.18</b>	Added and Omitted Taxes	<b>13,704.34</b>
<b>PUBLIC SAFETY</b>		Total	<b>6,471,547.38</b>	Total Taxes Levied - ABSTRACT	<b>4,941,648.41</b>
Fire Protection	<b>136,736.00</b>	Prior Years Surplus Appropriated	<b>265,000.00</b>	Total Taxes Billed	<b>4,924,015.40</b>
Police Protection	<b>720,241.01</b>	REVENUES TOTAL	<b>6,736,547.38</b>	1982 TAXES COLLECTED	<b>4,659,412.82</b>
Civil Defense & Disaster Control	<b>3,600.00</b>	Reserve For Uncollected Taxes	<b>300,602.55</b>	1982 Taxes Cancelled, Abated or Adjusted	
Environmental Inspection & Control	<b>72,500.00</b>	CAPITAL OUTLAY TOTAL	<b>534,022.87</b>	Transfer to Tax Title Liens or Foreclosed	
Other Public Safety		Public Enterprises	<b>209,646.28</b>	Balance Outstanding Dec. 31, 1982	<b>264,602.58</b>
<b>PUBLIC WORKS</b>	<b>315,730.04</b>	Recreation—Culture		<b>PRIOR YEARS TAXES OUTSTANDING</b>	
Streets and Drainage		Public Works	<b>279,220.48</b>	Balance January 1, 1982	<b>219,981.28</b>
Sewers and Sewage Processing		Buildings and Grounds	<b>45,156.11</b>	Collected in 1982	<b>172,820.47</b>
Garbage and Trash Disposal	<b>152,184.00</b>	Library and Education		Cancelled, Abated or Adjusted 1982	
Public Buildings and Grounds	<b>37,700.00</b>	Conservation		Transfers to Tax Title Liens or Foreclosed	
Other Public Works	<b>15,593.00</b>	All Other		Balance December 31, 1982	<b>47,160.81</b>
<b>HEALTH and WELFARE</b>		CAPITAL DEBT AUTHORIZED, DECEMBER 31, 1982		<b>TAX TITLE LIENS OUTSTANDING</b>	
Health Services Except Environmental	<b>2,300.00</b>	ISSUED AND UNISSUED GROSS DEBT		Balance January 1, 1982	<b>194,404.30</b>
Welfare-Public Assistance	<b>10,950.00</b>	School	<b>928,000</b>	Transfer From Taxes	
Hospitals, Clinics, First Aid		Self-liquidating	<b>978,921</b>	Redeemed in 1982	<b>75,843.16</b>
Animal, Insect, & Rodent Control	<b>2,500.00</b>	Other	<b>726,700</b>	Cancelled, Abated or Adjusted (1982)	
Other Welfare Services		Total	<b>2,633,621</b>	Transfers to Foreclosed Property	
<b>RECREATION and CONSERVATION</b>		ISSUED AND OUTSTANDING		Balance December 31, 1982	<b>118,561.14</b>
Beaches and Boardwalks		School	<b>928,000.00</b>	<b>PROPERTY ACQUIRED BY DEED OR</b>	
Parks, Playgrounds, Shade Trees	<b>52,996.41</b>	Self-Liquidating	<b>978,900.00</b>	<b>FORECLOSURE</b>	
Land Reclamation & Conservation		Other	<b>671,200.00</b>	Balance January 1, 1982	<b>29,605.00</b>
Other Recreational Services	<b>12,300.00</b>	Total	<b>2,578,100.00</b>	Transfers From Taxes or Liens	
<b>EDUCATION (excluding schools)</b>		EQUALIZED VALUATION BASIS		Sale for Cash (1982)	
Libraries	<b>55,700.00</b>	FOR NET DEBT COMPUTATION	<b>157,563,360</b>	Cancelled, Abated or Adjusted (1982)	
Other Educational Services		REAL PROPERTY VALUATIONS		Balance December 31, 1982	<b>29,605.00</b>
<b>STATUTORY EXPENDITURES</b>		Code Class # of Parcels % VAL'N		<b>CURRENT FINANCES DECEMBER 31, 1982</b>	
Pensions & F. I. C. A.	<b>205,396.78</b>	1 Vacant Land 299 2.54	<b>2,125,600.00</b>	<b>ASSETS</b>	
Employee Fringe Benefits	<b>68,000.00</b>	2 Residential 2898 66.19	<b>55,469,800.00</b>	Cash Dec. 31, 1982	<b>1,265,960.76</b>
Other Statutory Expenditures	<b>8,000.00</b>	3 Farm		Taxes Receivable	<b>311,763.39</b>
<b>CETA And Other Public Employment Programs</b>		4a Commercial 243 25.37	<b>21,263,200.00</b>	Tax Title Liens	<b>118,561.14</b>
<b>MUNICIPAL FUNCTIONS TOTAL</b>	<b>2,397,751.58</b>	4b Industrial 7 1.07	<b>898,000.00</b>	Foreclosed Property	<b>29,605.00</b>
<b>CAPITAL IMPROVEMENTS *MEMC*</b>	<b>25,000.00</b>	4c Apartments 20 4.83	<b>4,050,100.00</b>	Emergencies & Other Deferred Charges	<b>176,882.66</b>
<b>DEBT SERVICE</b>		Total 3467	<b>83,806,700.00</b>	State and Federal Aid Receivable	
Principal Payments	<b>100,000.00</b>	Land Area 2.13 Sq. Miles		Other Receivables	<b>158,298.48</b>
Interest Payments	<b>17,347.00</b>	Net Valuation Taxable-Municipal	<b>89,441,003</b>	Total	<b>2,061,071.43</b>
<b>DEFERRED CHARGES</b>	<b>42,609.18</b>	Net Valuation Taxable-County	<b>169,808,434</b>	<b>LIABILITIES, RESERVES, AND SURPLUS</b>	
<b>SCHOOL, COUNTY, SPECIAL DISTRICT TAXES</b>	<b>3,694,723.57</b>	State Equalized Valuation	<b>176,425,479</b>	Cash Liabilities	<b>418,425.81</b>
<b>RESERVE FOR UNCOLLECTED TAXES</b>	<b>300,602.55</b>	State Equalization Ratio	<b>49.08</b>	Reserves for Receivables	<b>618,228.01</b>
<b>EXPENDITURES TOTAL</b>	<b>6,553,033.88</b>			Surplus Dec. 31, 1982	<b>1,024,417.61</b>
				Total	<b>2,061,071.43</b>



0823

Population 1980 **3,460**  
 Population 1982 **3,469**  
 S & P Rating  
 Moody Rating

General Tax Rate Per \$100.

State Equalized Tax Rate **2.85**  
**2.31**

# WOODBURY HEIGHTS BOROUGH - GLOUCESTER COUNTY

Form of Government:

Borough Council

Number of Members on Governing Body - 6

PER CAPITA:

Gross Debt **535.99**  
 Net Debt **212.60**  
 Debt Service **9.98**  
 Total Tax Levy **499.54**  
 Municipal Expenditures **213.95**

PER CENT:

Gross Debt **2.69**  
 Net Debt **1.07**  
 Tax Levy Collected **94.70**  
 Tax Levy Cancelled, Abated or Adjusted

EXPENDITURES		REVENUES-REALIZED		1982 PROPERTY TAX	
GENERAL GOVERNMENT				STATE EQUALIZED TAX RATE →	
Governing Body & Public Boards		1982 Property Taxes Collected	<b>1,640,108.08</b>	Local District School Taxes	<b>.52 385,147.70</b>
Municipal Clerk		1982 Payments in Lieu of Taxes		Regional & Consolidated School Tax	<b>.90 670,819.87</b>
Financial Administration	<b>14,983.03</b>	Delinquent Tax & Lien Collections	<b>79,151.84</b>	School Taxes in Municipal Budget	
Assessment of Taxes	<b>7,703.15</b>	Business Personalty Replacement Taxes	<b>41,968.03</b>	County Taxes	<b>.60 445,653.41</b>
Collection of Taxes	<b>5,912.00</b>	Taxes from Public Utilities	<b>302,217.00</b>	County Library Taxes	<b>.02 12,395.12</b>
Planning, Housing & Development	<b>3,415.73</b>	Other Miscellaneous Tax Revenues	<b>38,369.61</b>	Local Municipal Purpose Taxes	<b>.28 212,252.63</b>
Human Resources		State Aid Revenues	<b>25,583.64</b>	Veteran & Senior Citizen Taxes	<b>31,475.00</b>
Elections	<b>1,171.69</b>	Federal Aid Revenues		Total Taxes for Rate Computation	<b>2.32 1,757,743.73</b>
General Administration (other)	<b>82,195.88</b>	State and Local Fiscal Assistance Act Utilized	<b>22,397.39</b>	Special District Taxes	
JUDICIARY		Sale of Acquired Property		Bank Corp. Taxes	<b>2,775.14</b>
Municipal Courts	<b>12,568.47</b>	Other Miscellaneous Revenues	<b>62,568.49</b>	Added and Omitted Taxes	<b>3,864.01</b>
PUBLIC SAFETY		Total	<b>2,212,364.08</b>	Total Taxes Levied - ABSTRACT	<b>1,732,907.88</b>
Fire Protection	<b>26,312.69</b>	Prior Years Surplus Appropriated		Total Taxes Billed	<b>1,731,973.65</b>
Police Protection	<b>130,076.81</b>	REVENUES TOTAL	<b>2,212,364.08</b>	1982 TAXES COLLECTED	<b>1,640,108.08</b>
Civil Defense & Disaster Control	<b>94.55</b>	Reserve For Uncollected Taxes	<b>83,073.67</b>	1982 Taxes Cancelled, Abated or Adjusted	
Environmental Inspection & Control	<b>3,470.04</b>	CAPITAL OUTLAY TOTAL	<b>207,515.35</b>	Transfer to Tax Title Liens or Foreclosed	
Other Public Safety		Public Enterprises		Balance Outstanding Dec. 31, 1982	<b>91,865.57</b>
PUBLIC WORKS		Recreation—Culture		PRIOR YEARS TAXES OUTSTANDING	
Streets and Drainage	<b>136,729.10</b>	Public Works	<b>63,426.35</b>	Balance January 1, 1982	<b>68,494.74</b>
Sewers and Sewage Processing		Buildings and Grounds	<b>144,089.00</b>	Collected in 1982	<b>63,846.53</b>
Garbage and Trash Disposal	<b>48,497.35</b>	Library and Education		Cancelled, Abated or Adjusted 1982	
Public Buildings and Grounds	<b>20,200.13</b>	Conservation		Transfers to Tax Title Liens or Foreclosed	<b>1,455.30</b>
Other Public Works		All Other		Balance December 31, 1982	<b>3,192.91</b>
HEALTH and WELFARE		CAPITAL DEBT AUTHORIZED, DECEMBER 31, 1982		TAX TITLE LIENS OUTSTANDING	
Health Services Except Environmental	<b>505.50</b>	ISSUED AND UNISSUED GROSS DEBT		Balance January 1, 1982	<b>16,457.07</b>
Welfare-Public Assistance	<b>1,875.00</b>	School	<b>1,039,048</b>	Transfer From Taxes	<b>1,455.30</b>
Hospitals, Clinics, First Aid		Self-liquidating	<b>278,500</b>	Redeemed in 1982	<b>15,305.31</b>
Animal, Insect, & Rodent Control	<b>600.00</b>	Other	<b>541,789</b>	Cancelled, Abated or Adjusted (1982)	
Other Welfare Services		Total	<b>1,859,337</b>	Transfers to Foreclosed Property	
RECREATION and CONSERVATION		ISSUED AND OUTSTANDING		Balance December 31, 1982	<b>2,607.06</b>
Beaches and Boardwalks		School	<b>1,039,048.01</b>	PROPERTY ACQUIRED BY DEED OR	
Parks, Playgrounds, Shade Trees	<b>5,967.97</b>	Self-Liquidating	<b>253,500.00</b>	FORECLOSURE	
Land Reclamation & Conservation		Other	<b>470,539.00</b>	Balance January 1, 1982	<b>125,039.12</b>
Other Recreational Services	<b>1,660.16</b>	Total	<b>1,763,087.01</b>	Transfers From Taxes or Liens	
EDUCATION (excluding schools)		EQUALIZED VALUATION BASIS		Sale for Cash (1982)	
Libraries		FOR NET DEBT COMPUTATION	<b>65,010,486</b>	Cancelled, Abated or Adjusted (1982)	
Other Educational Services		REAL PROPERTY VALUATIONS		Balance December 31, 1982	<b>125,039.12</b>
STATUTORY EXPENDITURES		Code Class # of Parcels % VAL'N ASSESSED VALUATION		CURRENT FINANCES DECEMBER 31, 1982	
Pensions & F. I. C. A.	<b>17,347.64</b>	1 Vacant Land 186 3.36 2,016,000.00		ASSETS	
Employee Fringe Benefits		2 Residential 980 70.18 42,085,400.00		Cash Dec. 31, 1982	<b>162,900.30</b>
Other Statutory Expenditures	<b>4,000.00</b>	3 Farm 4a Commercial 64 18.95 11,362,000.00		Taxes Receivable	<b>95,058.48</b>
CETA And Other Public Employment Programs		4b Industrial 7 7.23 4,336,400.00		Tax Title Liens	<b>2,607.06</b>
MUNICIPAL FUNCTIONS TOTAL	<b>525,286.89</b>	4c Apartments 3 .29 171,500.00		Foreclosed Property	<b>125,039.12</b>
CAPITAL IMPROVEMENTS *MEMO*	<b>3,000.00</b>	Total 1240 59,571,300.00		Emergencies & Other Deferred Charges	<b>29,945.43</b>
DEBT SERVICE		Land Area 1.23 Sq. Miles		State and Federal Aid Receivable	<b>2,742.42</b>
Principal Payments	<b>5,000.00</b>	Net Valuation Taxable-Municipal	<b>60,635,426</b>	Other Receivables	<b>124,893.35</b>
Interest Payments	<b>29,623.00</b>	Net Valuation Taxable-County	<b>71,253,307</b>	Total	<b>543,186.16</b>
DEFERRED CHARGES	<b>59,216.07</b>	State Equalized Valuation	<b>74,538,602</b>	LIABILITIES, RESERVES, AND SURPLUS	
SCHOOL, COUNTY, SPECIAL DISTRICT TAXES	<b>1,514,016.10</b>	State Equalization Ratio	<b>81.18</b>	Cash Liabilities	<b>47,124.91</b>
RESERVE FOR UNCOLLECTED TAXES	<b>83,073.67</b>			Reserves for Receivables	<b>347,131.91</b>
EXPENDITURES TOTAL	<b>2,256,215.73</b>			Surplus Dec. 31, 1982	<b>148,929.34</b>

Population 1980 **5,644**  
 Population 1982 **5,640**  
 S & P Rating  
 Moody Rating **A**

General Tax Rate Per \$100.

State Equalized Tax Rate **4.07**  
**2.35**

**WOODCLIFF LAKE BORO. - BERGEN CO.****Form of Government:****Borough Council****Number of Members on Governing Body - 6****PER CAPITA:**

Gross Debt **1,233.04**  
 Net Debt **1,111.24**  
 Debt Service **132.50**  
 Total Tax Levy **1,277.80**  
 Municipal Expenditures **567.07**

**PER CENT:**

Gross Debt **2.55**  
 Net Debt **2.30**  
 Tax Levy Collected **97.75**  
 Tax Levy Cancelled, Abated or Adjusted **.46**

EXPENDITURES		REVENUES-REALIZED		1982 PROPERTY TAX	
<b>GENERAL GOVERNMENT</b>				<b>STATE EQUALIZED TAX RATE</b>	
Governing Body & Public Boards		1982 Property Taxes Collected	<b>7,051,987.91</b>	Local District School Taxes	<b>.70</b>
Municipal Clerk		1982 Payments in Lieu of Taxes		Regional & Consolidated School Tax	<b>.58</b>
Financial Administration	<b>35,570.00</b>	Delinquent Tax & Lien Collections	<b>349,858.57</b>	School Taxes in Municipal Budget	
Assessment of Taxes	<b>63,848.00</b>	Business Personality Replacement Taxes	<b>47,800.60</b>	County Taxes	<b>.35</b>
Collection of Taxes	<b>23,425.00</b>	Taxes from Public Utilities	<b>438,554.00</b>	County Library Taxes	
Planning, Housing & Development	<b>18,007.00</b>	Other Miscellaneous Tax Revenues		Local Municipal Purpose Taxes	<b>.71</b>
Human Resources		State Aid Revenues	<b>37,987.88</b>	Veteran & Senior Citizen Taxes	
Elections	<b>975.00</b>	Federal Aid Revenues		Total Taxes for Rate Computation	<b>2.34</b>
General Administration (other)	<b>324,450.15</b>	State and Local Fiscal Assistance Act Utilized	<b>50,813.15</b>	Special District Taxes	
<b>JUDICIARY</b>		Sale of Acquired Property		Bank Corp. Taxes	<b>7,237.55</b>
Municipal Courts	<b>21,050.00</b>	Other Miscellaneous Revenues	<b>267,608.07</b>	Added and Omitted Taxes	<b>29,364.72</b>
<b>PUBLIC SAFETY</b>		Total	<b>8,244,610.18</b>	Total Taxes Levied - ABSTRACT	<b>7,206,782.42</b>
Fire Protection	<b>48,930.00</b>	Prior Years Surplus Appropriated	<b>222,624.15</b>	Total Taxes Billed	<b>7,214,178.17</b>
Police Protection	<b>541,311.00</b>	REVENUES TOTAL	<b>8,467,234.37</b>	1982 TAXES COLLECTED	<b>7,051,987.91</b>
Civil Defense & Disaster Control		Reserve For Uncollected Taxes	<b>146,000.00</b>	1982 Taxes Cancelled, Abated or Adjusted	<b>33,527.86</b>
Environmental Inspection & Control	<b>22,444.00</b>	CAPITAL OUTLAY TOTAL	<b>343,683.78</b>	Transfer to Tax Title Liens or Foreclosed	<b>16,666.87</b>
Other Public Safety	<b>63,109.00</b>			Balance Outstanding Dec. 31, 1982	<b>111,995.53</b>
<b>PUBLIC WORKS</b>		Public Enterprises		PRIOR YEARS TAXES OUTSTANDING	
Streets and Drainage	<b>251,118.00</b>	Recreation—Culture		Balance January 1, 1982	<b>387,945.49</b>
Sewers and Sewage Processing	<b>179,479.00</b>	Public Works	<b>333,240.78</b>	Collected in 1982	<b>347,491.03</b>
Garbage and Trash Disposal	<b>356,538.00</b>	Buildings and Grounds	<b>10,443.00</b>	Cancelled, Abated or Adjusted 1982	<b>29,703.24</b>
Public Buildings and Grounds	<b>54,750.00</b>	Library and Education		Transfers to Tax Title Liens or Foreclosed	<b>10,751.22</b>
Other Public Works		Conservation		Balance December 31, 1982	
<b>HEALTH and WELFARE</b>		All Other		TAX TITLE LIENS OUTSTANDING	
Health Services Except Environmental	<b>16,138.00</b>	CAPITAL DEBT AUTHORIZED, DECEMBER 31, 1982		Balance January 1, 1982	<b>6,392.83</b>
Welfare-Public Assistance	<b>225.00</b>	ISSUED AND UNISSUED		Transfer From Taxes	<b>31,189.55</b>
Hospitals, Clinics, First Aid	<b>500.00</b>	School	<b>686,922</b>	Redeemed in 1982	<b>2,367.54</b>
Animal, Insect, & Rodent Control		Self-liquidating		Cancelled, Abated or Adjusted (1982)	
Other Welfare Services		Other	<b>6,267,400</b>	Transfers to Foreclosed Property	
<b>RECREATION and CONSERVATION</b>		Total	<b>6,954,322</b>	Balance December 31, 1982	<b>35,214.84</b>
Beaches and Boardwalks		ISSUED AND OUTSTANDING		PROPERTY ACQUIRED BY DEED OR FORECLOSURE	
Parks, Playgrounds, Shade Trees	<b>32,790.00</b>	School	<b>686,922.69</b>	Balance January 1, 1982	<b>950.00</b>
Land Reclamation & Conservation		Self-Liquidating		Transfers From Taxes or Liens	
Other Recreational Services	<b>45,115.00</b>	Other	<b>6,267,400.00</b>	Sale for Cash (1982)	
<b>EDUCATION (excluding schools)</b>		Total	<b>6,954,322.69</b>	Cancelled, Abated or Adjusted (1982)	
Libraries		EQUALIZED VALUATION BASIS		Balance December 31, 1982	<b>950.00</b>
Other Educational Services		FOR NET DEBT COMPUTATION	<b>272,663.014</b>	CURRENT FINANCES DECEMBER 31, 1982	
<b>STATUTORY EXPENDITURES</b>		REAL PROPERTY VALUATIONS		ASSETS	
Pensions & F. I. C. A.	<b>122,217.00</b>	Code Class # of Parcels % VAL'N		Cash Dec. 31, 1982	<b>659,092.01</b>
Employee Fringe Benefits		1 Vacant Land 101 1.83	<b>3,203,220.00</b>	Taxes Receivable	<b>111,995.53</b>
Other Statutory Expenditures	<b>1,000.00</b>	2 Residential 1604 77.81	<b>136,416,200.00</b>	Tax Title Liens	<b>35,214.84</b>
CETA And Other Public Employment Programs		3 Farm 21 .39	<b>686,500.00</b>	Foreclosed Property	<b>950.00</b>
<b>MUNICIPAL FUNCTIONS</b>	<b>2,302,989.15</b>	4a Commercial 43 19.97	<b>35,020,140.00</b>	Emergencies & Other Deferred Charges	<b>60,000.00</b>
<b>CAPITAL IMPROVEMENTS</b>	<b>*MEMO* 17,500.00</b>	4b Industrial		State and Federal Aid Receivable	<b>316.02</b>
<b>DEBT SERVICE</b>		4c Apartments		Other Receivables	<b>59,553.09</b>
Principal Payments	<b>381,450.00</b>	Total	<b>175,326,060.00</b>	Total	<b>927,121.49</b>
Interest Payments	<b>365,846.60</b>	Land Area 3.75 Sq. Miles		LIABILITIES, RESERVES, AND SURPLUS	
<b>DEFERRED CHARGES</b>	<b>2,000.00</b>	Net Valuation Taxable-Municipal	<b>176,531,043</b>	Cash Liabilities	<b>307,004.97</b>
<b>SCHOOL, COUNTY, SPECIAL DISTRICT TAXES</b>	<b>5,003,911.74</b>	Net Valuation Taxable-County	<b>288,982,617</b>	Reserves for Receivables	<b>207,713.46</b>
<b>RESERVE FOR UNCOLLECTED TAXES</b>	<b>146,000.00</b>	State Equalized Valuation	<b>304,700,587</b>	Surplus Dec. 31, 1982	<b>412,403.06</b>
<b>EXPENDITURES</b>	<b>8,202,197.49</b>	State Equalization Ratio	<b>57.77</b>	Total	<b>927,121.49</b>



0339

Population 1980 2,285  
 Population 1982 1,985  
 S & P Rating  
 Moody Rating

General Tax Rate Per \$100.

3.65  
 State Equalized Tax Rate  
 2.07

## WOODLAND TWP. - BURLINGTON CO.

## Form of Government:

## Township Committee

## Number of Members on Governing Body - 3

## PER CAPITA:

Grass Debt 139.55  
 Net Debt 106.30  
 Debt Service  
 Total Tax Levy 437.21  
 Municipal Expenditures 279.25

## PER CENT:

Grass Debt .67  
 Net Debt .51  
 Tax Levy Collected 79.16  
 Tax Levy Cancelled, Abated or Adjusted 4.52

EXPENDITURES		REVENUES-REALIZED		1982 PROPERTY TAX	
GENERAL GOVERNMENT				STATE EQUALIZED TAX RATE →	
Governing Body & Public Boards		1982 Property Taxes Collected	687,473.64	Local District School Taxes 1.36	569,610.00
Municipal Clerk		1982 Payments in Lieu of Taxes	93,602.00	Regional & Consolidated School Tax	
Financial Administration	22,217.00	Delinquent Tax & Lien Collections	47,133.11	School Taxes in Municipal Budget	
Assessment of Taxes	11,692.00	Business Personalty Replacement Taxes	6,643.40	County Taxes .48	202,141.98
Collection of Taxes	32,826.00	Taxes from Public Utilities	72,693.00	County Library Taxes .03	12,739.25
Planning, Housing & Development	23,088.00	Other Miscellaneous Tax Revenues		Local Municipal Purpose Taxes .20	81,842.38
Human Resources		State Aid Revenues	16,994.98	Veteran & Senior Citizen Taxes	10,075.00
Elections		Federal Aid Revenues		Total Taxes for Rate Computation 2.07	876,408.61
General Administration (other)	79,116.00	State and Local Fiscal Assistance Act Utilized	75,000.00	Special District Taxes	
JUDICIARY		Sale of Acquired Property		Bank Corp. Taxes	
Municipal Courts	20,589.00	Other Miscellaneous Revenues	91,910.22	Added and Omitted Taxes	1,518.97
PUBLIC SAFETY		Total	1,091,450.35	Total Taxes Levied - ABSTRACT	867,852.58
Fire Protection	19,000.00	Prior Years Surplus Appropriated	150,000.00	Total Taxes Billed	868,436.83
Police Protection	32,285.00	REVENUES TOTAL	1,241,450.35	1982 TAXES COLLECTED	687,473.64
Civil Defense & Disaster Control	5,000.00	Reserve For Uncollected Taxes	164,850.91	1982 Taxes Cancelled, Abated or Adjusted	39,221.27
Environmental Inspection & Control	2,826.23			Transfer to Tax Title Liens or Foreclosed	51,320.25
Other Public Safety		CAPITAL OUTLAY TOTAL	51,236.52	Balance Outstanding Dec. 31, 1982	90,421.67
PUBLIC WORKS				PRIOR YEARS TAXES OUTSTANDING	
Streets and Drainage	77,403.00	Public Enterprises		Balance January 1, 1982	61,153.75
Sewers and Sewage Processing	2,500.00	Recreation—Culture	334.82	Collected in 1982	44,081.34
Garbage and Trash Disposal	11,520.00	Public Works	50,901.70	Cancelled, Abated or Adjusted 1982	
Public Buildings and Grounds	4,580.00	Buildings and Grounds		Transfers to Tax Title Liens or Foreclosed	7,419.94
Other Public Works		Library and Education		Balance December 31, 1982	9,652.47
HEALTH and WELFARE		Conservation		TAX TITLE LIENS OUTSTANDING	
Health Services Except Environmental	2,408.24	All Other		Balance January 1, 1982	147,831.87
Welfare-Public Assistance	5,745.00	CAPITAL DEBT AUTHORIZED, DECEMBER 31, 1982		Transfer From Taxes	58,740.19
Hospitals, Clinics, First Aid		ISSUED AND UNISSUED GROSS DEBT NET DEBT		Redeemed in 1982	3,051.77
Animal, Insect, & Rodent Control	2,400.00	School 66,000		Cancelled, Abated or Adjusted (1982)	
Other Welfare Services		Self-liquidating		Transfers to Foreclosed Property	
RECREATION and CONSERVATION		Other 211,000	211,000	Balance December 31, 1982	203,520.29
Beaches and Boardwalks		Total 277,000	211,000	PROPERTY ACQUIRED BY DEED OR FORECLOSURE	
Parks, Playgrounds, Shade Trees	1,884.41			Balance January 1, 1982	33,600.00
Land Reclamation & Conservation		ISSUED AND OUTSTANDING		Transfers From Taxes or Liens	
Other Recreational Services	12,115.59	School 66,000.00		Sale for Cash (1982)	
EDUCATION (excluding schools)		Self-Liquidating 68,500.00		Cancelled, Abated or Adjusted (1982)	
Libraries		Other 134,500.00		Balance December 31, 1982	33,600.00
Other Educational Services		Total		CURRENT FINANCES DECEMBER 31, 1982	
STATUTORY EXPENDITURES		EQUALIZED VALUATION BASIS		ASSETS	
Pensions & F. I. C. A.	14,261.96	FOR NET DEBT COMPUTATION	41,463.647	Cash Dec. 31, 1982	475,804.10
Employee Fringe Benefits	4,000.00	REAL PROPERTY VALUATIONS		Taxes Receivable	100,074.14
Other Statutory Expenditures	2,000.00	Code Class # of Parcels % VAL'N ASSESSED VALUATION		Tax Title Liens	203,520.29
CETA And Other Public Employment Programs		1 Vacant Land 2731 46.63 10,825,920.00		Foreclosed Property	33,600.00
MUNICIPAL FUNCTIONS TOTAL	389,457.43	2 Residential 343 34.77 8,072,944.00		Emergencies & Other Deferred Charges	13,993.05
CAPITAL IMPROVEMENTS *MEMO*		3 Farm 258 8.61 1,959,335.00		State and Federal Aid Receivable	
DEBT SERVICE		4a Commercial 23 5.98 1,387,250.00		Other Receivables	4,859.75
Principal Payments		4b Industrial 9 4.01 530,375.00		Total	831,851.33
Interest Payments		4c Apartments		LIABILITIES, RESERVES, AND SURPLUS	
DEFERRED CHARGES		Total 3364 23,215,824.00		Cash Liabilities	405,515.99
SCHOOL, COUNTY, SPECIAL DISTRICT TAXES	784,491.23	Land Area 95.38 Sq. Miles		Reserves for Receivables	342,054.18
RESERVE FOR UNCOLLECTED TAXES	164,850.91	Net Valuation Taxable-Municipal	23,766,455	Surplus Dec. 31, 1982	84,281.16
EXPENDITURES TOTAL	1,338,799.57	Net Valuation Taxable-County	38,363,906	Total	831,851.33
		State Equalized Valuation	41,416,626		
		State Equalization Ratio	56.81		

0437

Population 1980 **2,578**  
 Population 1982 **2,586**  
 S & P Rating  
 Moody Rating

General Tax Rate Per \$100.

7.14  
 State Equalized Tax Rate  
 4.20

## WOODLYNNE BOROUGH - CAMDEN CO.

Form of Government:

Borough Council

Number of Members on Governing Body - 6

PER CAPITA:

Gross Debt **321.99**  
 Net Debt **228.46**  
 Debt Service **32.90**  
 Total Tax Levy **437.96**  
 Municipal Expenditures **249.65**

PER CENT:

Gross Debt **3.36**  
 Net Debt **2.38**  
 Tax Levy Collected **95.79**  
 Tax Levy Cancelled, Abated  
 or Adjusted **.01**

EXPENDITURES		REVENUES-REALIZED		1982 PROPERTY TAX	
GENERAL GOVERNMENT				STATE EQUALIZED TAX RATE $\rightarrow$	
Governing Body & Public Boards		1982 Property Taxes Collected	1,081,506.02	Local District School Taxes	1.80
Municipal Clerk		1982 Payments in Lieu of Taxes		Regional & Consolidated School Tax	482,124.25
Financial Administration	12,000.00	Delinquent Tax & Lien Collections	40,608.28	School Taxes in Municipal Budget	
Assessment of Taxes	2,850.00	Business Personality Replacement Taxes	9,409.52	County Taxes	1.10
Collection of Taxes	450.00	Taxes from Public Utilities	87,742.00	County Library Taxes	.03
Planning, Housing & Development	4,000.00	Other Miscellaneous Tax Revenues		Local Municipal Purpose Taxes	1.28
Human Resources		State Aid Revenues	53,903.13	Veteran & Senior Citizen Taxes	
Elections	2,760.00	Federal Aid Revenues		Total Taxes for Rate Computation	4.21
General Administration (other)	90,031.89	State and Local Fiscal Assistance Act Utilized	23,065.00	Special District Taxes	
JUDICIARY		Sole of Acquired Property		Bank Corp. Taxes	3,958.63
Municipal Courts	6,800.00	Other Miscellaneous Revenues	62,182.17	Added and Omitted Taxes	
PUBLIC SAFETY		Total	1,358,416.12	Total Taxes Levied - ABSTRACT	1,132,572.02
Fire Protection	11,140.18	Prior Years Surplus Appropriated	102,000.00	Total Taxes Billed	1,128,991.62
Police Protection	149,272.27	REVENUES	1,460,416.12	1982 TAXES COLLECTED	1,081,506.02
Civil Defense & Disaster Control	93.50	Reserve For Uncollected Taxes	59,987.14	1982 Taxes Cancelled, Abated or Adjusted	74.98
Environmental Inspection & Control	3,905.03	CAPITAL OUTLAY	16,720.00	Transfer to Tax Title Liens or Foreclosed	1,649.45
Other Public Safety		TOTAL	16,720.00	PRIOR OUTSTANDING Dec. 31, 1982	45,761.17
PUBLIC WORKS				PRIOR YEARS TAXES OUTSTANDING	
Streets and Drainage	65,941.15	Public Enterprises		Balance January 1, 1982	45,944.02
Sewers and Sewage Processing	9,073.32	Recreation—Culture		Collected in 1982	40,211.22
Garbage and Trash Disposal	55,770.96	Public Works	16,720.00	Cancelled, Abated or Adjusted 1982	2,583.43
Public Buildings and Grounds	25,800.00	Buildings and Grounds		Transfers to Tax Title Liens or Foreclosed	
Other Public Works		Library and Education		Balance December 31, 1982	3,149.37
HEALTH and WELFARE		Conservation		TAX TITLE LIENS OUTSTANDING	
Health Services Except Environmental	300.00	All Other		Balance January 1, 1982	7,026.41
Welfare-Public Assistance	9,000.00	CAPITAL DEBT AUTHORIZED, DECEMBER 31, 1982		Transfer From Taxes	
Hospitals, Clinics, First Aid		ISSUED AND UNISSUED		Redeemed in 1982	397.06
Animal, Insect, & Rodent Control		GROSS DEBT		Cancelled, Abated or Adjusted (1982)	
Other Welfare Services		School	241,860	Transfers to Foreclosed Property	6,629.35
RECREATION and CONSERVATION		Self-liquidating		Balance December 31, 1982	
Beaches and Boardwalks		Other	590,800	PROPERTY ACQUIRED BY DEED OR	
Parks, Playgrounds, Shade Trees	4,000.00	Total	832,660	FORECLOSURE	
Land Reclamation & Conservation				Balance January 1, 1982	31,221.20
Other Recreational Services	3,532.05	ISSUED AND OUTSTANDING		Transfers From Taxes or Liens	8,278.80
EDUCATION (excluding schools)		School	241,860.00	Sale for Cash (1982)	
Libraries	1,760.00	Self-Liquidating		Cancelled, Abated or Adjusted (1982)	
Other Educational Services		Other	554,600.00	Balance December 31, 1982	39,500.00
STATUTORY EXPENDITURES		Total	796,460.00	CURRENT FINANCES DECEMBER 31, 1982	
Pensions & F. I. C. A.	31,185.00	EQUALIZED VALUATION BASIS		ASSETS	
Employee Fringe Benefits	7,375.04	FOR NET DEBT COMPUTATION	24,781,570	Cash Dec. 31, 1982	249,811.43
Other Statutory Expenditures	1,000.00	REAL PROPERTY VALUATIONS		Taxes Receivable	48,910.54
CETA And Other Public Employment Programs		Code Class # of Parcels % VAL'N		Tax Title Liens	
MUNICIPAL FUNCTIONS		1 Vacant Land 17 2.39	375,200.00	Foreclosed Property	39,500.00
CAPITAL IMPROVEMENTS	*MEMO*	2 Residential 872 85.80	13,480,600.00	Emergencies & Other Deferred Charges	13,500.00
DEBT SERVICE		3 Farm		State and Federal Aid Receivable	
Principal Payments	28,500.00	4a Commercial 39 10.08	1,583,550.00	Other Receivables	262.49
Interest Payments	56,574.50	4b Industrial		Total	351,984.46
		4c Apartments 7 1.73	271,750.00	LIABILITIES, RESERVES, AND SURPLUS	
DEFERRED CHARGES	2,500.00	Total 935	15,711,100.00	Cash Liabilities	75,431.50
SCHOOL, COUNTY, SPECIAL DISTRICT TAXES	783,813.39	Land Area .22 Sq. Miles		Reserves for Receivables	88,673.03
RESERVE FOR UNCOLLECTED TAXES	59,987.14	Net Valuation Taxable-Municipal	15,805,987	Surplus Dec. 31, 1982	187,879.93
EXPENDITURES		Net Valuation Taxable-County	25,096,764	Total	351,984.46
TOTAL	1,429,415.42	State Equalized Valuation	26,777,610		
		State Equalization Ratio	58.89		

1981/3000

\*Includes County Health Service Taxes or County Vocational School Taxes. See Table 13.



1715

Population 1980 3,250  
 Population 1982 3,293  
 S & P Rating  
 Moody Rating

General Tax Rate Per \$100.

2.51  
 State Equalized Tax Rate  
 2.72

**WOODSTOWN BORO. - SALEM CO.****Form of Government:****Borough Council****Number of Members on Governing Body - 6****PER CAPITA:**

Gross Debt 928.93  
 Net Debt 59.14  
 Debt Service 25.41  
 Total Tax Levy 418.82  
 Municipal Expenditures 233.52

**PER CENT:**

Gross Debt 6.84  
 Net Debt .44  
 Tax Levy Collected 90.32  
 Tax Levy Cancelled, Abated or Adjusted

EXPENDITURES		REVENUES-REALIZED		1982 PROPERTY TAX	
GENERAL GOVERNMENT				STATE EQUALIZED TAX RATE →	
Governing Body & Public Boards		1982 Property Taxes Collected		Local District School Taxes	
Municipal Clerk		1,227,902.57		Regional & Consolidated School Tax	1.42 711,948.94
Financial Administration	13,300.00	1982 Payments in Lieu of Taxes		School Taxes in Municipal Budget	
Assessment of Taxes	11,100.00	81,424.65		County Taxes	.81 403,912.84
Collection of Taxes	9,500.00	21,686.64		County Library Taxes	
Planning, Housing & Development	5,550.00	139,811.00		Local Municipal Purpose Taxes	.49 243,600.00
Human Resources	1,200.00	Taxes from Public Utilities		Veteran & Senior Citizen Taxes	32,550.00
Elections	600.00	Other Miscellaneous Tax Revenues		Total Taxes for Rate Computation	2.72 1,392,011.78
General Administration (other)	62,700.00	31,042.65		Special District Taxes	
JUDICIARY		Federal Aid Revenues		Bank Corp. Taxes	19,709.39
Municipal Courts	21,400.00	State and Local Fiscal Assistance Act Utilized		Added and Omitted Taxes	
PUBLIC SAFETY		12,790.32		Total Taxes Levied - ABSTRACT	1,379,171.17
Fire Protection	17,150.00	Sale of Acquired Property		Total Taxes Billed	1,359,461.78
Police Protection	181,560.00	Other Miscellaneous Revenues		1982 TAXES COLLECTED	1,227,902.57
Civil Defense & Disaster Control	100.00	Total		1982 Taxes Cancelled, Abated or Adjusted	
Environmental Inspection & Control	3,440.00	1,706,741.42		Transfer to Tax Title Liens or Foreclosed	
Other Public Safety		183,404.46		Balance Outstanding Dec. 31, 1982	121,559.21
PUBLIC WORKS		REVENUES TOTAL		PRIOR YEARS TAXES OUTSTANDING	
Streets and Drainage	90,860.35	1,890,145.88		Balance January 1, 1982	84,178.64
Sewers and Sewage Processing		Reserve For Uncollected Taxes		Collected in 1982	80,220.19
Garbage and Trash Disposal	36,600.00	54,360.00		Cancelled, Abated or Adjusted 1982	
Public Buildings and Grounds	21,500.00	CAPITAL OUTLAY TOTAL		Transfers to Tax Title Liens or Foreclosed	
Other Public Works		12,479.71		Balance December 31, 1982	3,958.45
HEALTH and WELFARE		All Other		TAX TITLE LIENS OUTSTANDING	
Health Services Except Environmental	800.00	CAPITAL DEBT AUTHORIZED, DECEMBER 31, 1982		Balance January 1, 1982	1,204.46
Welfare-Public Assistance	3,800.00	ISSUED AND UNISSUED GROSS DEBT NET DEBT		Transfer From Taxes	
Hospitals, Clinics, First Aid	1,000.00	School 2,714,217		Redeemed in 1982	1,204.46
Animal, Insect, & Rodent Control	4,040.00	Self-liquidating 150,000		Cancelled, Abated or Adjusted (1982)	
Other Welfare Services		Other 194,744		Transfers to Foreclosed Property	
RECREATION and CONSERVATION		Total 3,058,961		Balance December 31, 1982	
Beaches and Boardwalks	3,700.00	ISSUED AND OUTSTANDING		PROPERTY ACQUIRED BY DEED OR FORECLOSURE	
Parks, Playgrounds, Shade Trees		School		Balance January 1, 1982	7,800.00
Land Reclamation & Conservation	1,600.00	Self-Liquidating		Transfers From Taxes or Liens	
Other Recreational Services		Other		Sole for Cash (1982)	
EDUCATION (excluding schools)		Total		Cancelled, Abated or Adjusted (1982)	
Libraries	2,300.00	Total		Balance December 31, 1982	7,800.00
Other Educational Services		EQUALIZED VALUATION BASIS		CURRENT FINANCES DECEMBER 31, 1982	
STATUTORY EXPENDITURES		FOR NET DEBT COMPUTATION		ASSETS	
Pensions & F. I. C. A.	37,750.00	REAL PROPERTY VALUATIONS		Cash Dec. 31, 1982	328,853.77
Employee Fringe Benefits	15,000.00	Code Class # of Parcels % VAL'N		Taxes Receivable	135,517.66
Other Statutory Expenditures	1,200.00	ASSESSED VALUATION		Tax Title Liens	
CETA And Other Public Employment Programs		1 Vacant Land 118 1.88		Foreclosed Property	7,800.00
MUNICIPAL FUNCTIONS TOTAL	547,750.35	2 Residential 908 79.30		Emergencies & Other Deferred Charges	16,697.96
CAPITAL IMPROVEMENTS *MEMO*	4,000.00	3 Farm 19 .39		State and Federal Aid Receivable	
DEBT SERVICE		4a Commercial 80 15.16		Other Receivables	12,803.06
Principal Payments	71,378.00	4b Industrial		Total	501,672.45
Interest Payments	12,306.57	4c Apartments 5 3.28		LIABILITIES, RESERVES, AND SURPLUS	
DEFERRED CHARGES	43,189.80	Total 1130		Cash Liabilities	75,655.33
SCHOOL, COUNTY, SPECIAL DISTRICT TAXES	1,115,861.78	Land Area 1.56 Sq. Miles		Reserves for Receivables	156,120.72
RESERVE FOR UNCOLLECTED TAXES	54,360.00	Net Valuation Taxable-Municipal		Surplus Dec. 31, 1982	269,896.40
EXPENDITURES TOTAL	1,884,846.50	Net Valuation Taxable-County		Total	501,672.45
		State Equalized Valuation			
		State Equalization Ratio			

Population 1980 1,129  
 Population 1982 1,144  
 S & P Rating  
 Moody Rating

General Tax Rate Per \$100. 2.85  
 State Equalized Tax Rate 2.63

# WOOLWICH TOWNSHIP – GLOUCESTER CO.

## Form of Government:

## Township Committee

## Number of Members on Governing Body – 3

PER CAPITA:  
 Gross Debt 177.09  
 Net Debt 10.49  
 Debt Service 6.78  
 Total Tax Levy 755.13  
 Municipal Expenditures 348.99

PER CENT:  
 Gross Debt .61  
 Net Debt .04  
 Tax Levy Collected 95.26  
 Tax Levy Cancelled, Abated or Adjusted .64

EXPENDITURES		REVENUES-REALIZED		1982 PROPERTY TAX	
<b>GENERAL GOVERNMENT</b>				STATE EQUALIZED TAX RATE →	
Governing Body & Public Boards		1982 Property Taxes Collected	824,364.31	Local District School Taxes .98	320,533.80
Municipal Clerk		1982 Payments in Lieu of Taxes		Regional & Consolidated School Tax .80	263,312.95
Financial Administration	7,815.48	Delinquent Tax & Lien Collections	37,178.53	School Taxes in Municipal Budget	
Assessment of Taxes	10,656.00	Business Personalty Replacement Taxes	59,527.88	County Taxes .74	243,378.44
Collection of Taxes	6,100.00	Taxes from Public Utilities	231,170.00	County Library Taxes .02	6,769.42
Planning, Housing & Development	3,698.24	Other Miscellaneous Tax Revenues		Local Municipal Purpose Taxes .08	26,000.00
Human Resources		State Aid Revenues	7,752.63	Veteran & Senior Citizen Taxes	9,125.00
Elections	275.00	Federal Aid Revenues		Total Taxes for Rate Computation 2.62	869,119.61
General Administration (other)	52,641.95	State and Local Fiscal Assistance Act Utilized	22,824.88	Special District Taxes	
<b>JUDICIARY</b>		Sale of Acquired Property		Bank Corp Taxes	
Municipal Courts	15,503.00	Other Miscellaneous Revenues	43,026.73	Added and Omitted Taxes	3,875.03
<b>PUBLIC SAFETY</b>		Total	1,225,844.96	Total Taxes Levied - ABSTRACT	863,869.64
Fire Protection	18,480.00	Prior Years Surplus Appropriated	58,166.94	Total Taxes Billed	865,357.15
Police Protection	144,582.53	REVENUES TOTAL	1,284,011.90	1982 TAXES COLLECTED	824,364.31
Civil Defense & Disaster Control	100.00	Reserve For Uncollected Taxes	43,300.00	1982 Taxes Cancelled, Abated or Adjusted	5,545.18
Environmental Inspection & Control	9,720.00			Transfer to Tax Title Liens or Foreclosed	1,023.15
Other Public Safety				Balance Outstanding Dec. 31, 1982	34,424.51
<b>PUBLIC WORKS</b>		CAPITAL OUTLAY TOTAL		<b>PRIOR YEARS TAXES OUTSTANDING</b>	
Streets and Drainage	24,857.23	Public Enterprises		Balance January 1, 1982	37,741.57
Sewers and Sewage Processing	500.00	Recreation—Culture		Collected in 1982	37,178.53
Gorbage and Trash Disposal	4,500.00	Public Works		Cancelled, Abated or Adjusted 1982	
Public Buildings and Grounds	6,846.00	Buildings and Grounds		Transfers to Tax Title Liens or Foreclosed	563.04
Other Public Works		Library and Education		Balance December 31, 1982	
<b>HEALTH and WELFARE</b>		Conservation		<b>TAX TITLE LIENS OUTSTANDING</b>	
Health Services Except Environmental	450.00	All Other		Balance January 1, 1982	1,908.25
Welfare-Public Assistance	1,630.00			Transfer From Taxes	1,699.81
Hospitals, Clinics, First Aid		CAPITAL DEBT AUTHORIZED, DECEMBER 31, 1982		Redeemed in 1982	
Animal, Insect, & Rodent Control	1,671.18	ISSUED AND UNISSUED GROSS DEBT NET DEBT		Cancelled, Abated or Adjusted (1982)	
Other Welfare Services		School 190,589		Transfers to Foreclosed Property	
<b>RECREATION and CONSERVATION</b>		Self-Liquidating 12,000	12,000	Balance December 31, 1982	3,608.06
Beaches and Boardwalks		Other 202,589	12,000	<b>PROPERTY ACQUIRED BY DEED OR FORECLOSURE</b>	
Parks, Playgrounds, Shade Trees	300.00	Total	12,000	Balance January 1, 1982	3,600.00
Land Reclamation & Conservation				Transfers From Taxes or Liens	
Other Recreational Services		ISSUED AND OUTSTANDING		Sole for Cosh (1982)	
<b>EDUCATION (excluding schools)</b>		School		Cancelled, Abated or Adjusted (1982)	
Libraries	300.00	Self-Liquidating		Balance December 31, 1982	3,600.00
Other Educational Services		Other	12,000.00	<b>CURRENT FINANCES DECEMBER 31, 1982</b>	
<b>STATUTORY EXPENDITURES</b>		Total	12,000.00	ASSETS	
Pensions & F. I. C. A.	24,970.00	EQUALIZED VALUATION BASIS		Cosh Dec. 31, 1982	293,950.42
Employee Fringe Benefits		FOR NET DEBT COMPUTATION	33,328,894	Taxes Receivable	34,424.51
Other Statutory Expenditures	1,418.04	REAL PROPERTY VALUATIONS		Tax Title Liens	3,608.06
CETA And Other Public Employment Programs		Code Class # of Parcels % VAL'N	ASSESSED VALUATION	Foreclosed Property	3,600.00
<b>MUNICIPAL FUNCTIONS TOTAL</b>	337,014.65	1 Vacant Land 44 1.59	466,400.00	Emergencies & Other Deferred Charges	4,529.23
<b>CAPITAL IMPROVEMENTS *MEMO*</b>		2 Residential 223 29.69	8,689,300.00	State and Federal Aid Receivable	50,000.00
<b>DEBT SERVICE</b>		3 Farm 472 34.61	10,132,900.00	Other Receivables	2,082.25
Principal Payments	6,000.00	4a Commercial 39 29.75	8,706,800.00	Total	392,194.47
Interest Payments	1,755.00	4b Industrial 2 4.35	1,273,700.00	<b>LIABILITIES, RESERVES, AND SURPLUS</b>	
		4c Apartments		Cosh Liabilities	66,504.86
<b>DEFERRED CHARGES</b>		Total 780	29,269,100.00	Reserves for Receivables	43,714.82
SCHOOL, COUNTY, SPECIAL DISTRICT TAXES	11,171.36	Land Area 21.48 Sq. Miles		Surplus Dec. 31, 1982	281,974.79
RESERVE FOR UNCOLLECTED TAXES	833,994.61	Net Valuation Taxable-Municipal	30,227,443	Total	392,194.47
<b>EXPENDITURES TOTAL</b>	1,233,235.62	Net Valuation Taxable-County	38,904,664		
		State Equalized Valuation	32,642,161		
		State Equalization Ratio	92.38		



0340

Population 1980 **3,031**  
 Population 1982 **3,203**  
 S & P Rating  
 Moody Rating

General Tax Rate Per \$100. **2.86**  
 State Equalized Tax Rate **2.64**

**WRIGHTSTOWN BORO. - BURLINGTON CO.****Form of Government:****Borough Council****Number of Members on Governing Body - 6****PER CAPITA:**

Gross Debt **153.36**  
 Net Debt **15.46**  
 Debt Service **2.91**  
 Total Tax Levy **145.18**  
 Municipal Expenditures **97.29**

**PER CENT:**

Gross Debt **3.34**  
 Net Debt **.34**  
 Tax Levy Collected **92.93**  
 Tax Levy Cancelled, Abated or Adjusted **.30**

EXPENDITURES		REVENUES-REALIZED		1982 PROPERTY TAX	
<b>GENERAL GOVERNMENT</b>				<b>STATE EQUALIZED TAX RATE</b>	
Governing Body & Public Boards		1982 Property Taxes Collected	<b>431,091.80</b>	Local District School Taxes <b>1.77</b>	<b>307,351.07</b>
Municipal Clerk		1982 Payments in Lieu of Taxes		Regional & Consolidated School Tax	
Financial Administration	<b>11,985.00</b>	Delinquent Tax & Lien Collections	<b>32,103.83</b>	School Taxes in Municipal Budget	
Assessment of Taxes	<b>7,800.00</b>	Business Personalty Replacement Taxes	<b>17,947.16</b>	County Taxes	<b>.55</b>
Collection of Taxes	<b>3,400.00</b>	Taxes from Public Utilities	<b>58,730.00</b>	County Library Taxes	<b>.03</b>
Planning, Housing & Development	<b>1,800.00</b>	Other Miscellaneous Tax Revenues		Local Municipal Purpose Taxes	<b>.29</b>
Human Resources		State Aid Revenues	<b>38,044.74</b>	Veteran & Senior Citizen Taxes	
Elections		Federal Aid Revenues		Total Taxes for Rate Computation	<b>2.64</b>
General Administration (other)	<b>51,880.00</b>	State and Local Fiscal Assistance Act Utilized	<b>20,621.00</b>	Special District Taxes	
<b>JUDICIARY</b>		Sale of Acquired Property		Bank Corp. Taxes	<b>1,900.36</b>
Municipal Courts		Other Miscellaneous Revenues	<b>71,418.11</b>	Added and Omitted Taxes	<b>4,530.69</b>
<b>PUBLIC SAFETY</b>		Total	<b>669,956.64</b>	Total Taxes Levied - ABSTRACT	<b>465,010.06</b>
Fire Protection	<b>7,800.00</b>	Prior Years Surplus Appropriated	<b>55,000.00</b>	Total Taxes Billed	<b>463,870.55</b>
Police Protection	<b>48,230.00</b>	REVENUES TOTAL	<b>724,956.64</b>	1982 TAXES COLLECTED	<b>431,091.80</b>
Civil Defense & Disaster Control	<b>50.00</b>	Reserve For Uncollected Taxes	<b>56,068.72</b>	1982 Taxes Cancelled, Abated or Adjusted	<b>1,386.95</b>
Environmental Inspection & Control	<b>3,400.00</b>	<b>CAPITAL OUTLAY TOTAL</b>		Transfer to Tax Title Liens or Foreclosed	
Other Public Safety			<b>5,225.00</b>	Balance Outstanding Dec. 31, 1982	<b>31,391.80</b>
<b>PUBLIC WORKS</b>		Public Enterprises		<b>PRIOR YEARS TAXES OUTSTANDING</b>	
Streets and Drainage	<b>50,840.00</b>	Recreation—Culture		Balance January 1, 1982	<b>26,544.17</b>
Sewers and Sewage Processing		Public Works	<b>3,500.00</b>	Collected in 1982	<b>24,583.78</b>
Garbage and Trash Disposal	<b>27,900.00</b>	Buildings and Grounds	<b>1,725.00</b>	Cancelled, Abated or Adjusted 1982	<b>1,803.42</b>
Public Buildings and Grounds	<b>15,500.00</b>	Library and Education		Transfers to Tax Title Liens or Foreclosed	
Other Public Works		Conservation		Balance December 31, 1982	<b>156.97</b>
<b>HEALTH and WELFARE</b>		All Other		<b>TAX TITLE LIENS OUTSTANDING</b>	
Health Services Except Environmental	<b>500.00</b>	<b>CAPITAL DEBT AUTHORIZED, DECEMBER 31, 1982</b>		Balance January 1, 1982	<b>7,520.05</b>
Welfare-Public Assistance	<b>2,650.00</b>	ISSUED AND UNISSUED		Transfer From Taxes	
Hospitals, Clinics, First Aid		GROSS DEBT		Redeemed in 1982	<b>7,520.05</b>
Animal, Insect, & Rodent Control		School	<b>454,814</b>	Cancelled, Abated or Adjusted (1982)	
Other Welfare Services		Self-liquidating		Transfers to Foreclosed Property	
<b>RECREATION and CONSERVATION</b>		Other	<b>36,409</b>	Balance December 31, 1982	
Beaches and Boardwalks		Total	<b>491,223</b>	PROPERTY ACQUIRED BY DEED OR	
Parks, Playgrounds, Shade Trees		ISSUED AND OUTSTANDING		FORECLOSURE	
Land Reclamation & Conservation		School	<b>454,814.59</b>	Balance January 1, 1982	<b>1,000.00</b>
Other Recreational Services	<b>2,300.00</b>	Self-Liquidating		Transfers From Taxes or Liens	
<b>EDUCATION (excluding schools)</b>		Other	<b>21,736.19</b>	Sale for Cash (1982)	
Libraries		Total	<b>476,550.78</b>	Cancelled, Abated or Adjusted (1982)	
Other Educational Services		EQUALIZED VALUATION BASIS		Balance December 31, 1982	<b>1,000.00</b>
<b>STATUTORY EXPENDITURES</b>		FOR NET DEBT COMPUTATION	<b>14,723,630</b>	<b>CURRENT FINANCES DECEMBER 31, 1982</b>	
Pensions & F. I. C. A.	<b>4,538.00</b>	REAL PROPERTY VALUATIONS		<b>ASSETS</b>	
Employee Fringe Benefits	<b>800.00</b>	Code Class # of Parcels % VAL'N		Cash Dec. 31, 1982	<b>325,479.34</b>
Other Statutory Expenditures	<b>850.00</b>	1 Vacant Land 37 3.58	<b>474,500.00</b>	Taxes Receivable	<b>31,548.77</b>
CETA And Other Public Employment Programs		2 Residential 94 27.08	<b>3,586,500.00</b>	Tax Title Liens	
<b>MUNICIPAL FUNCTIONS TOTAL</b>		3 Farm 4 .17	<b>22,200.00</b>	Foreclosed Property	<b>1,000.00</b>
CAPITAL IMPROVEMENTS	<b>5,000.00</b>	4a Commercial 56 47.96	<b>6,350,400.00</b>	Emergencies & Other Deferred Charges	<b>4,786.00</b>
<b>DEBT SERVICE</b>		4b Industrial		State and Federal Aid Receivable	
Principal Payments	<b>8,416.00</b>	4c Apartments 17 21.21	<b>2,808,200.00</b>	Other Receivables	<b>4,436.19</b>
Interest Payments	<b>912.00</b>	Total 208	<b>13,241,800.00</b>	Total	<b>367,250.30</b>
<b>DEFERRED CHARGES</b>		Land Area 1.65 Sq. Miles		<b>LIABILITIES, RESERVES, AND SURPLUS</b>	
SCHOOL, COUNTY, SPECIAL DISTRICT TAXES	<b>3,988.91</b>	Net Valuation Taxable-Municipal	<b>16,024,803</b>	Cash Liabilities	<b>202,258.42</b>
RESERVE FOR UNCOLLECTED TAXES	<b>56,068.72</b>	Net Valuation Taxable-County	<b>17,505,713</b>	Reserves for Receivables	<b>36,984.96</b>
<b>EXPENDITURES TOTAL</b>		State Equalized Valuation	<b>17,113,955</b>	Surplus Dec. 31, 1982	<b>128,006.92</b>
	<b>719,396.67</b>	State Equalization Ratio	<b>92.40</b>	Total	<b>367,250.30</b>

0270  
 Population 1980 15,500  
 Population 1982 15,753  
 S & P Rating  
 Moody Rating A1

General Tax Rate Per \$100. 2.85  
 State Equalized Tax Rate 2.02

**WYCKOFF TOWNSHIP - BERGEN COUNTY**  
**Form of Government:**  
**Township Committee**  
**Number of Members on Governing Body - 5**

PER CAPITA:  
 Gross Debt 476.13  
 Net Debt 370.72  
 Debt Service 11.18  
 Total Tax Levy 884.39  
 Municipal Expenditures 274.79

PER CENT:  
 Gross Debt 1.21  
 Net Debt .94  
 Tax Levy Collected 96.88  
 Tax Levy Cancelled, Abated or Adjusted .04

EXPENDITURES		REVENUES-REALIZED		1982 PROPERTY TAX	
<b>GENERAL GOVERNMENT</b>				STATE EQUALIZED TAX RATE	
Governing Body & Public Boards	4,500.00	1982 Property Taxes Collected		Local District School Taxes .86	
Municipal Clerk		1982 Payments in Lieu of Taxes		Regional & Consolidated School Tax .53	
Financial Administration	59,868.00	Delinquent Tax & Lien Collections		School Taxes in Municipal Budget	
Assessment of Taxes	33,126.00	Business Personalty Replacement Taxes		County Taxes .34	
Collection of Taxes	45,676.00	Taxes from Public Utilities		County Library Taxes	
Planning, Housing & Development	16,532.00	Other Miscellaneous Tax Revenues		Local Municipal Purpose Taxes .28	
Human Resources		State Aid Revenues		Veteran & Senior Citizen Taxes	
Elections	2,867.00	Federal Aid Revenues		Total Taxes for Rate Computation 2.01	
General Administration (other)	437,135.00	State and Local Fiscal Assistance Act Utilized		Special District Taxes	
<b>JUDICIARY</b>		Sale of Acquired Property		Bank Corp. Taxes	
Municipal Courts	31,975.00	Other Miscellaneous Revenues		Added and Omitted Taxes	
<b>PUBLIC SAFETY</b>		Total		Total Taxes Levied - ABSTRACT	
Fire Protection	68,650.00	Prior Years Surplus Appropriated		Total Taxes Billed	
Police Protection	697,373.00	REVENUES TOTAL		1982 TAXES COLLECTED	
Civil Defense & Disaster Control	200.00	Reserve For Uncollected Taxes		1982 Taxes Cancelled, Abated or Adjusted	
Environmental Inspection & Control	73,507.00	CAPITAL OUTLAY TOTAL		Transfer to Tax Title Liens or Foreclosed	
Other Public Safety				Balance Outstanding Dec. 31, 1982	
<b>PUBLIC WORKS</b>				PRIOR YEARS TAXES OUTSTANDING	
Streets and Drainage	461,947.00	Public Enterprises		Balance January 1, 1982	
Sewers and Sewage Processing	8,450.00	Recreation—Culture		Collected in 1982	
Gorbage and Trash Disposal	468,000.00	Public Works		Cancelled, Abated or Adjusted 1982	
Public Buildings and Grounds	58,854.00	Buildings and Grounds		Transfers to Tax Title Liens or Foreclosed	
Other Public Works	120,000.00	Library and Education		Balance December 31, 1982	
<b>HEALTH and WELFARE</b>		Conservation		TAX TITLE LIENS OUTSTANDING	
Health Services Except Environmental	53,061.00	All Other		Balance January 1, 1982	
Welfare-Public Assistance	8,500.00	CAPITAL DEBT AUTHORIZED, DECEMBER 31, 1982		Transfer From Taxes	
Hospitals, Clinics, First Aid		ISSUED AND UNISSUED GROSS DEBT NET DEBT		Redeemed in 1982	
Animal, Insect, & Rodent Control		School 1,660,528		Cancelled, Abated or Adjusted (1982)	
Other Welfare Services		Self-liquidating		Transfers to Foreclosed Property	
<b>RECREATION and CONSERVATION</b>		Other		Balance December 31, 1982	
Beaches and Boardwalks		Total		PROPERTY ACQUIRED BY DEED OR FORECLOSURE	
Parks, Playgrounds, Shade Trees	3,500.00			Balance January 1, 1982	
Land Reclamation & Conservation		ISSUED AND OUTSTANDING		Transfers From Taxes or Liens	
Other Recreational Services	64,750.00	School		Sale for Cash (1982)	
<b>EDUCATION (excluding schools)</b>		Self-Liquidating		Cancelled, Abated or Adjusted (1982)	
Libraries	175,273.00	Other		Balance December 31, 1982	
Other Educational Services		Total		CURRENT FINANCES DECEMBER 31, 1982	
<b>STATUTORY EXPENDITURES</b>		EQUALIZED VALUATION BASIS FOR NET DEBT COMPUTATION		ASSETS	
Pensions & F. I. C. A.	256,480.00	REAL PROPERTY VALUATIONS		Cosh Dec. 31, 1982	
Employee Fringe Benefits		Code Class # of Parcels % VAL'N		Taxes Receivable	
Other Statutory Expenditures	6,000.00	ASSESSED VALUATION		Tax Title Liens	
CETA And Other Public Employment Programs		1 Vacant Land 222 1.57		Foreclosed Property	
<b>MUNICIPAL FUNCTIONS TOTAL</b>	3,156,224.00	2 Residential 4810 89.41		Emergencies & Other Deferred Charges	
<b>CAPITAL IMPROVEMENTS *MEMO*</b>	286,771.00	3 Form 23 .46		State and Federal Aid Receivable	
<b>DEBT SERVICE</b>		4a Commercial 134 6.51		Other Receivables	
Principal Payments	67,885.00	4b Industrial 16 2.01		Total	
Interest Payments	88,233.61	4c Apartments 2 .05		LIABILITIES, RESERVES, AND SURPLUS	
		Total 5207		Cash Liabilities	
<b>DEFERRED CHARGES</b>	54,739.88	Land Area 6.70 Sq. Miles		Reserves for Receivables	
<b>SCHOOL, COUNTY, SPECIAL DISTRICT TAXES</b>	11,871,000.98	Net Valuation Taxable-Municipal		Surplus Dec. 31, 1982	
<b>SERVE FOR UNCOLLECTED TAXES</b>	901,608.20	Net Valuation Taxable-County		Total	
<b>EXPENDITURES TOTAL</b>	16,159,691.67	State Equalized Valuation			
		State Equalization Ratio			



MUNICIPALITIES OPERATING UNDER SPECIAL STATUTORY FORMS OF GOVERNMENT

OPTIONAL MUNICIPAL CHARTER LAW 1950

COMMISSION FORM (1911)

Allenhurst Boro.  
 Audubon Boro  
 Avon-By-The-Sea Boro.  
 Bass River Twp.  
 Beach Haven Boro.  
 Belleville Twp.  
 Belmar Boro.  
 Bordentown City  
 Bradley Beach Boro.  
 Brigantine City  
 Cape May Point Boro.  
 Collingswood Boro.  
 Deal Boro.  
 Haddon Twp.  
 Haddonfield Boro.  
 Harvey Cedars Boro.  
 Hawthorne Boro.  
 Long Beach Twp.  
 Longport Boro.  
 Lyndhurst Twp.  
 Margate City, City  
 Millville City  
 Monmouth Beach Boro.  
 Mount Ephraim Boro.  
 North Bergen Twp.  
 Nutley Twp.  
 Pine Valley Boro.  
 Ridgefield Park Village  
 Sea Isle City, City  
 Tavistock Boro.  
 Union City, City  
 Ventnor City, City  
 West Cape May Boro.  
 West New York Town  
 West Wildwood Boro.  
 Wildwood Crest Boro.

MAYOR-COUNCIL

Plan A

Bridgeton City  
 Long Branch City  
 Vineland City

MAYOR-COUNCIL (con't)

Plan B

Avalon Boro.  
 Brick Twp.  
 Bridgewater Twp.  
 Camden City  
 Cherry Hill Twp.  
 Gloucester Twp.  
 Lodi Boro.  
 Passaic City  
 Perth Amboy City  
 Saddle Brook Twp.  
 Spotswood Boro.  
 West Orange Twp.

Plan C

Bayonne City  
 Jersey City, City  
 Newark City  
 Trenton City

Plan D

Atlantic City, City  
 Delran Twp.  
 Hoboken City  
 Irvington Twp.  
 Ocean City, City  
 Orange City, Twp.  
 Paterson City  
 South Amboy City  
 Wildwood City

Plan E

Burlington Twp.  
 East Brunswick Twp.  
 Edison Twp.  
 Hamilton Twp. (Mercer)  
 Jefferson Twp.  
 Marlboro Twp.  
 Mine Hill Twp.  
 Mount Olive Twp.  
 New Brunswick City  
 North Plainfield Boro.

MAYOR-COUNCIL (con't)

Plan E (con't)

Parsippany-Troy Hills Twp.  
 River Vale Twp.  
 Washington Twp. (Bergen)

Plan F

Clark Twp.  
 Denville Twp.  
 Elizabeth City  
 Florence Twp.  
 Lincoln Park Boro.  
 Monroe Twp. (Glou.)  
 Monroe Twp. (Midd.)  
 Morristown Town  
 Piscataway Twp.  
 Rahway City  
 Rockaway Twp.  
 Wayne Twp.  
 Woodbridge Twp.

SMALL MUNICIPALITY

Plan A

Berlin Twp.  
 Island Heights Boro,  
 Stafford Twp.

Plan C

Allamuchy Twp.  
 Chester Twp.  
 Clinton Twp.  
 Fairfield Twp. (Essex)  
 Greenwich Twp. (Glou.)  
 Highlands Boro.  
 Lambertville City  
 Lopatcong Twp.  
 Oxford Twp.  
 West Paterson Boro.

Plan D

Estell Manor City

COUNCIL-MANAGER

Plan A

Mount Holly Twp.  
 Ocean Twp. (Mon.)

Plan B

Cedar Grove Twp.  
 Evesham Twp.  
 Keansburg Boro.  
 Newton Town  
 Phillipsburg Town  
 Ridgewood Village  
 Sparta Twp.

Plan C

Montclair Twp.

Plan D

Franklin Twp. (Som.)  
 West Milford Twp.

Plan E

Aberdeen Twp.  
 Deptford Twp.  
 East Windsor Twp.  
 Eastampton Twp.  
 Galloway Twp.  
 Lawrence Twp. (Mercer)  
 Livingston Twp.  
 Maple Shade Twp.  
 Medford Twp.  
 Moorestown Twp.  
 Mount Laurel Twp.  
 Mountain Lakes Boro.  
 Old Bridge Twp.  
 Pequannock Twp.  
 Randolph Twp.  
 Ringwood Boro.  
 Scotch Plains Twp.  
 Washington Boro.  
 Weehawken Twp.  
 Willingboro Twp.

COUNCIL-MANAGER (con't)

Plan F

Roxbury Twp.

COUNCIL-MANAGER ACT  
of 1923

Asbury Park City  
 Cape May City  
 Clifton City  
 Fair Lawn Boro.  
 Garfield City  
 Hackensack City  
 Medford Lakes Boro.  
 Teaneck Twp.  
 Teterboro Boro.

SPECIAL CHARTER  
(Pre-1950)

Beverly City (1857)  
 Burlington City (1851)  
 Corbin City, City (1922)  
 Egg Harbor City (1858)  
 Gloucester City, City (1868)  
 Hammonton Town ( 1866)  
 Salem City (1858)  
 Woodbury City (1870)

SPECIAL CHARTER  
(Post - 1950)

\* Bloomfield Twp. (1955)  
 \* Englewood City (1970)  
 Hackettstown Town (1970)  
 Middletown Twp. (1971)  
 \* Montville Twp. (1974)  
 Plainfield City (1968)  
 South Orange Vill. Twp. (1977)  
 Westfield Town (1967)

MAYOR COUNCIL-ADMINISTRATOR

North Brunswick Twp.

\*Charter Study (Faulkner Act)

TABLE 3

## SUMMARY OF CURRENT FINANCES OF ALL MUNICIPALITIES - DECEMBER 31, 1978 to 1982

(THOUSANDS OF DOLLARS)\*

## ASSETS AND LIABILITIES

<u>Assets</u>	<u>1978</u>	<u>1979</u>	<u>1980</u>	<u>1981</u>	<u>1982</u>
Cash	\$ 850,121	\$ 891,139	\$ 914,826	\$1,000,574	\$ 1,058,797
Taxes Receivable	167,710	170,940	190,397	217,884	230,226
Tax Title Liens	81,171	69,858	68,579	74,139	84,269
Foreclosed Property	151,851	163,740	187,829	217,093	237,477
Other Receivables	65,634	76,778	91,598	107,905	133,307
State Aid Receivable	17,719	10,714	10,360	15,425	8,948
Emergencies and Deferred Charges	39,685	43,392	49,050	51,435	53,623
Total	<u>\$1,373,891</u>	<u>\$1,426,561</u>	<u>\$1,512,639</u>	<u>\$1,684,455</u>	<u>\$ 1,806,647</u>
<u>Liabilities</u>					
Cash Liabilities	\$ 437,599	\$ 466,465	\$ 498,155	\$ 575,844	\$ 629,676
Reserves for Receivables	456,057	469,575	524,600	595,488	647,775
Surplus Revenues	480,235	490,521	489,884	513,123	529,196
Total	<u>\$1,373,891</u>	<u>\$1,426,561</u>	<u>\$1,512,639</u>	<u>\$1,684,455</u>	<u>1,806,647</u>

## SUMMARY OF CURRENT FINANCES OF ALL COUNTIES - DECEMBER 31, 1978 to 1982

## ASSETS AND LIABILITIES

<u>Assets</u>					
Cash	\$ 230,239	\$ 258,316	\$ 236,564	\$ 257,376	\$ 265,649
State Aid Receivable	1,536	1,491	1,668	1,622	1,508
Other Receivables	37,953	29,091	46,761	53,149	42,548
Deferred Charges and Emergencies	9,751	8,079	8,351	5,562	11,236
Total	<u>\$ 279,479</u>	<u>\$ 296,977</u>	<u>\$ 293,344</u>	<u>\$ 317,709</u>	<u>320,941</u>
<u>Liabilities</u>					
Cash Liabilities	\$ 135,314	\$ 156,982	\$ 155,787	\$ 170,259	\$ 170,959
Reserves for Receivables	32,232	23,783	42,644	37,902	32,533
Surplus Revenues	111,933	116,212	94,913	109,548	117,449
Total	<u>\$ 279,479</u>	<u>\$ 296,977</u>	<u>\$ 293,344</u>	<u>\$ 317,709</u>	<u>\$ 320,941</u>

\*Rounded to the nearest thousand



TABLE 4

SUMMARY OF EXPENDITURES AND REVENUES OF ALL COUNTY GOVERNMENTS - 1978 to 1982

<u>Expenditures</u>	<u>1978</u>	<u>1979</u>	<u>1980</u>	<u>1981</u>	<u>1982</u>
General Government	\$ 146,091,888	\$ 172,188,399	\$ 199,749,782	\$ 221,547,112	\$ 230,494,451
Judiciary	85,388,120	89,991,219	94,056,577	101,488,899	110,967,438
Public Safety	79,780,759	90,037,590	100,783,407	111,398,652	123,024,810
Public Works					
Roads and Bridges	58,428,356	64,378,240	68,871,529	72,128,910	72,022,921
Other	38,753,535	45,917,710	58,582,969	58,312,718	61,973,026
Health	235,513,613	263,280,609	257,716,328	278,907,562	312,896,607
Welfare	139,553,306	191,443,059	188,643,712	201,240,689	208,272,256
Recreation & Conservation	45,833,229	49,458,163	51,248,091	49,057,807	51,723,362
Education	91,600,451	96,613,717	108,265,699	123,185,811	137,464,716
FICA & Fringe Benefits	93,490,923	99,230,605	111,302,211	124,782,573	135,666,410
CETA & Other Public Employment Programs	324,771,663	259,293,189	214,452,604	150,177,766	69,103,995
Total County Functions	<u>1,339,205,843</u>	<u>1,421,832,500</u>	<u>1,453,672,909</u>	<u>1,492,228,499</u>	<u>1,513,609,992</u>
Capital Improvements (memo)	6,947,723	5,601,051	8,398,809	11,215,290	11,582,438
Debt-Principal	44,039,000	44,960,000	49,247,292	53,237,645	56,884,075
Interest	31,313,342	33,377,574	38,056,843	48,736,849	58,053,784
Deferred Charges	11,044,762	14,394,127	13,538,553	14,593,043	12,518,708
Reserve for Uncollected Taxes	<u>-0-</u>	<u>-0-</u>	<u>-0-</u>	<u>-0-</u>	<u>2,370</u>
Total Expenditures	\$1,425,602,947	\$1,514,564,201	\$1,554,515,597	\$1,608,796,036	\$ 1,641,068,929
<u>Revenues</u>					
Surplus (Prior Years)	\$ 59,642,166	\$ 80,592,004	\$ 85,854,079	\$ 64,532,398	\$ 76,772,531
Miscellaneous	607,684,853	622,923,687	577,185,495	584,192,010	513,178,443
"Revenue Sharing"	52,624,265	52,674,599	54,485,123	56,933,372	60,639,323
Current Tax Collections	<u>765,022,374</u>	<u>813,645,120</u>	<u>874,410,256</u>	<u>963,892,829</u>	<u>1,054,061,419</u>
Total Revenues	<u>\$1,484,973,658</u>	<u>\$1,569,835,410</u>	<u>\$1,591,934,953</u>	<u>\$1,669,550,609</u>	<u>\$ 1,704,651,716</u>

TABLE 5

## SUMMARY OF EXPENDITURES AND REVENUES OF ALL MUNICIPALITIES - 1978 to 1982

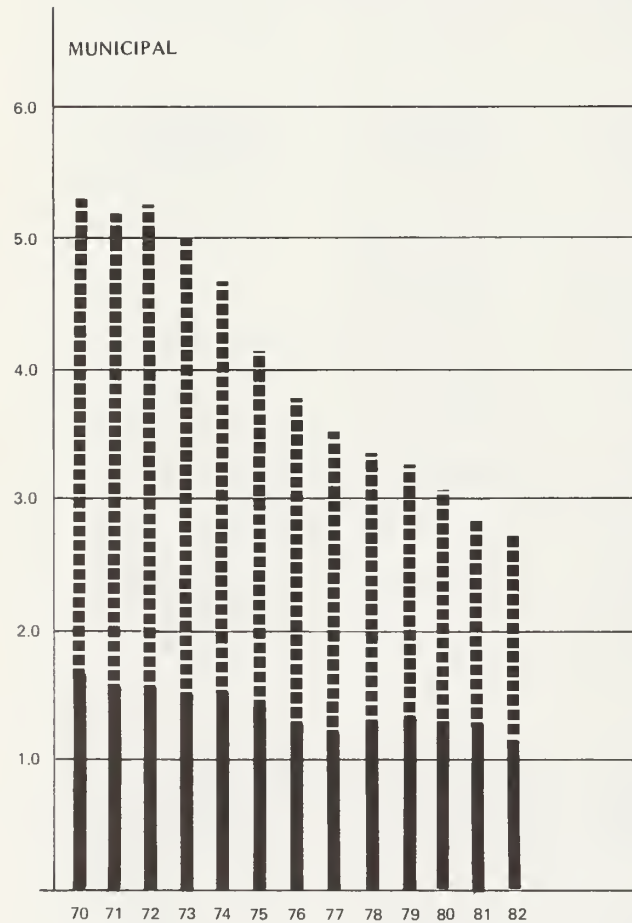
<u>Expenditures</u>	<u>1978</u>	<u>1979</u>	<u>1980</u>	<u>1981</u>	<u>1982</u>
General Government	\$ 304,821,139	\$ 327,107,037	\$ 359,291,254	\$ 395,656,408	\$ 431,984,592
Judiciary	17,729,451	19,815,767	22,347,220	25,724,521	28,838,879
Public Safety	546,606,839	620,897,319	680,775,226	745,623,444	802,141,421
Public Works					
Roads and Bridges	175,024,352	183,089,518	193,555,029	205,549,676	211,904,380
Other	218,299,771	232,476,999	255,505,764	290,386,646	327,497,156
Health	46,245,412	45,684,639	48,211,484	54,418,987	59,710,552
Welfare	23,577,071	22,569,290	22,211,150	22,479,849	24,193,934
Recreation & Conservation	65,504,261	65,677,258	69,358,318	78,328,835	78,911,975
Education	63,209,853	69,749,144	72,272,438	75,466,679	83,519,067
FICA & Fringe Benefits	191,400,050	203,129,760	223,839,031	246,581,813	284,544,725
CETA & Other Public Employment Programs	196,928,673	129,446,967	114,678,716	70,579,800	29,492,340
Total Municipal Functions	1,849,346,872	1,919,643,698	2,062,045,630	2,210,796,658	2,362,739,021
*Capital Improvements	20,143,453	22,381,518	21,945,671	22,861,461	21,144,007
Debt-Principal	94,909,434	99,202,030	106,516,752	114,052,544	130,962,595
Interest	69,829,189	73,022,214	85,888,992	112,483,181	137,668,740
Deferred Charges	39,207,272	39,950,178	43,148,469	59,572,038	57,574,916
Reserve for Uncollected Taxes	223,598,660	225,936,689	236,121,664	258,082,998	288,644,973
School, County, Special District Taxes	<u>2,595,695,784</u>	<u>2,760,280,286</u>	<u>2,989,864,296</u>	<u>3,300,277,290</u>	<u>3,565,933,585</u>
TOTAL EXPENDITURES	<u>\$4,872,587,211</u>	<u>\$5,118,035,095</u>	<u>\$5,523,585,803</u>	<u>\$6,055,264,709</u>	<u>\$6,543,523,830</u>
<u>Revenues</u>					
Surplus (prior years)	\$ 233,153,630	\$ 278,393,950	\$ 288,009,677	\$ 278,009,772	\$ 320,741,402
Miscellaneous Revenues	1,039,458,247	1,068,969,106	1,130,577,767	1,233,631,851	1,296,749,399
State Aid Revenues	163,938,625	189,134,950	193,832,690	226,332,272	225,664,905
State and Local Fiscal Assistance Act Utilized	97,280,526	102,142,857	101,100,456	100,378,346	92,900,719
Delinquent Taxes and Liens	134,180,083	133,673,611	137,342,238	151,672,092	188,517,076
Current Tax Collections	<u>3,223,886,852</u>	<u>3,391,562,002</u>	<u>3,675,617,955</u>	<u>4,054,260,723</u>	<u>4,394,429,212</u>
TOTAL REVENUES	<u>\$4,891,897,963</u>	<u>\$5,163,876,476</u>	<u>\$5,526,480,783</u>	<u>\$6,044,285,056</u>	<u>\$ 6,519,002,713</u>

\*Not included in Totals



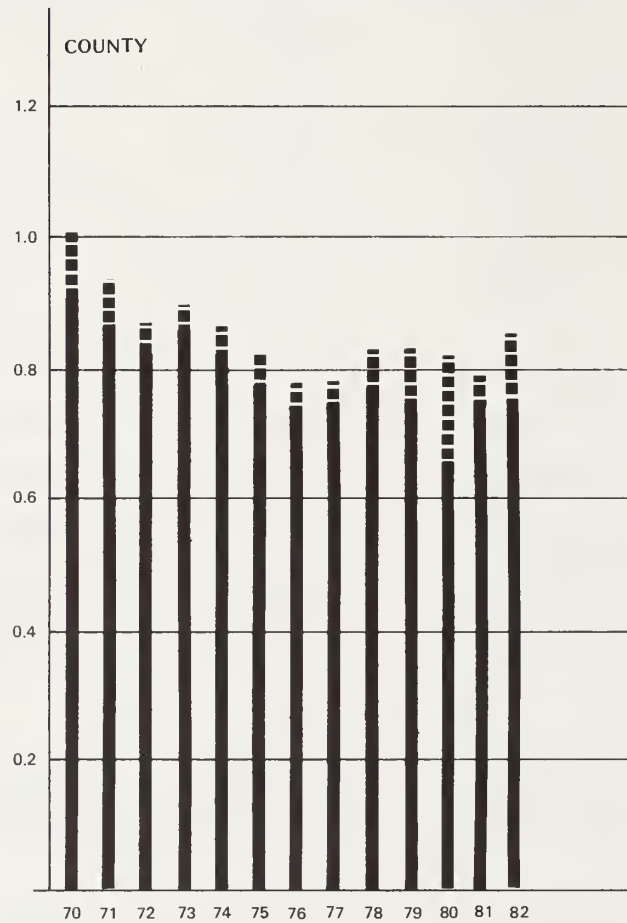
# DEBT TRENDS OF NEW JERSEY MUNICIPALITIES AND COUNTIES\*

MUNICIPAL



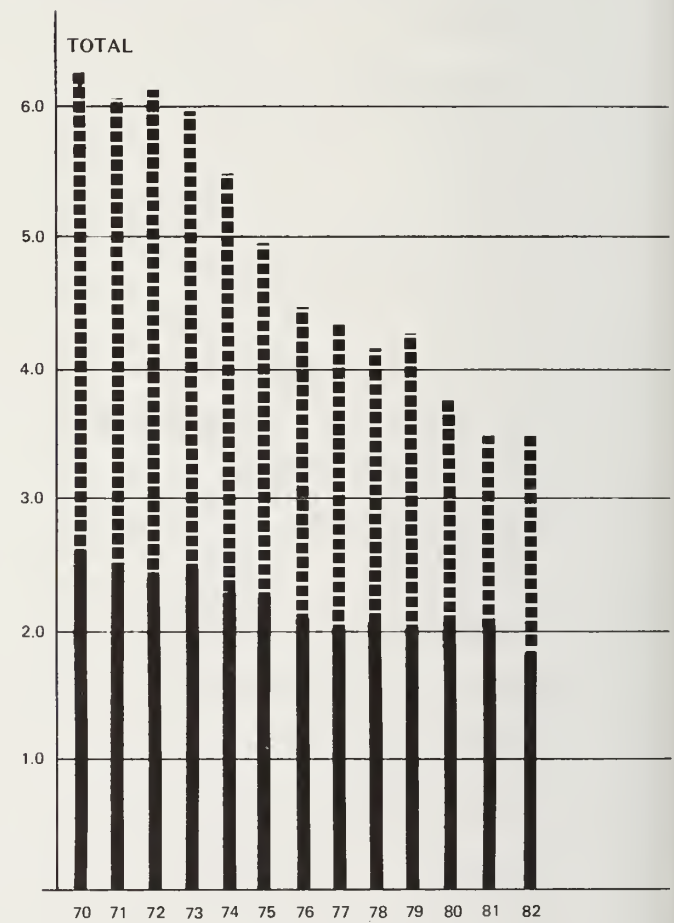
	GROSS	NET
1971	5.16	1.65
1972	5.22	1.68
1973	4.86	1.60
1974	4.53	1.61
1975	4.13	1.53
1976	3.70	1.40
1977	3.53	1.37
1978	3.39	1.39
1979	3.25	1.37
1980	3.07	1.33
1981	2.81	1.33
1982	2.68	1.21

COUNTY





	GROSS	NET
1971	.93	.89
1972	.87	.83
1973	.93	.88
1974	.90	.84
1975	.83	.79
1976	.77	.73
1977	.78	.74
1978	.83	.79
1979	.82	.76
1980	.81	.75
1981	.79	.74
1982	.86	.76

TOTAL



	GROSS	NET
1971	6.09	2.55
1972	6.09	2.51
1973	5.79	2.48
1974	5.43	2.45
1975	4.96	2.32
1976	4.47	2.13
1977	4.31	2.11
1978	4.22	2.18
1979	4.07	2.13
1980	3.88	2.08
1981	3.60	2.07
1982	3.54	1.97

 NET  
 GROSS & NET

\* EXPRESSED AS % OF EQUALIZED VALUATION BASIS ( A 3-YEAR AVERAGE OF EQUALIZED VALUATION.)

TABLE 6  
STATEWIDE TRENDS IN STATUTORY NET CAPITAL DEBT

The following statement, showing the statutory net capital debt of counties and municipalities, represents the outstanding indebtedness authorized, including issued and unissued debt.

<u>Municipal Gross Debt</u>	<u>1978</u>	<u>1979</u>	<u>1980</u>	<u>1981</u>	<u>1982</u>
School	\$ 1,612,567,784	\$ 1,592,234,918	\$ 1,605,007,219	\$ 1,576,037,731	\$ 1,563,110,230
Utility	601,826,584	600,836,116	629,000,830	654,548,405	710,695,057
General	1,427,709,864	1,607,266,991	1,766,880,212	1,913,785,423	2,135,463,202
TOTAL	\$ 3,642,104,234	\$ 3,800,338,025	\$ 4,000,888,262	\$ 4,144,371,560	\$ 4,409,268,489
Statutory Deductions	2,149,456,334	2,197,705,124	2,270,164,659	2,188,123,439	2,422,947,600
Municipal Net Capital Debt	\$ 1,492,647,900	\$ 1,602,632,901	\$ 1,730,723,603	\$ 1,956,248,121	\$ 1,986,320,829
Percent of Net Debt -	1.39	1.37	1.33	1.33	1.21
<u>County Gross Debt</u>	\$ 893,641,932	\$ 952,735,361	\$ 1,062,242,697	\$ 1,165,966,449	\$ 1,414,806,588
Statutory Deductions	41,002,292	63,970,595	77,323,405	77,186,759	165,793,595
County Net Capital Debt	\$ 852,639,640	\$ 888,764,766	\$ 984,919,292	\$ 1,088,779,690	\$ 1,249,012,993
Percent of Net Debt	.79	.76	.75	.74	.76
<u>Municipal and County Debt</u>					
Gross Capital Debt	\$ 4,535,746,166	\$ 4,753,073,386	\$ 5,063,130,959	\$ 5,310,338,009	\$ 5,824,075,077
Net Capital Debt	2,345,287,540	2,491,397,667	2,715,642,895	3,045,027,811	3,235,333,822
Percent of Net Debt	2.18	2.13	2.08	2.07	1.97
Average of Three Years' Equalized Valuation	\$107,349,825,238	\$116,830,007,297	\$130,513,321,273	\$147,536,251,011	\$164,798,551,911



TABLE 7

## TOTAL GROSS AND NET DEBT OF MUNICIPALITIES AND COUNTIES BY COUNTY FOR 1982

This table shows the total gross debt of municipalities and counties, the total net debt, and the percentage that net debt bears to the "equalized valuation basis" of the three preceding years' real property.\*

COUNTY	GROSS DEBT			NET DEBT			% OF NET DEBT			EQUALIZED VALUATION BASIS
	(1) MUNICIPAL	(2) COUNTY	(3) TOTAL	(1) MUNICIPAL	(2) COUNTY	(3) TOTAL	(1) MUM.	(2) CO.	(3) TOT.	
Atlantic	\$ 139,319,524	\$ 50,056,000	\$ 189,375,524	\$ 59,987,152	\$ 49,744,909	\$ 109,732,061	.85	.71	1.56	\$ 7,021,315,655
Bergen	413,298,193	178,123,659	591,421,852	266,856,230	178,123,660	444,979,890	1.00	.67	1.67	26,665,820,567
Burlington	173,422,543	83,945,500	257,368,043	66,293,920	68,712,689	135,006,609	1.05	1.09	2.14	6,294,725,492
Camden	226,828,692	144,572,430	371,401,122	89,995,435	140,096,430	230,091,865	1.23	1.92	3.15	7,290,194,356
Cape May	97,021,503	79,567,187	176,588,690	51,149,043	16,337,842	67,486,885	1.09	.35	1.44	4,710,315,877
Cumberland	62,223,878	20,783,000	83,006,878	11,205,732	15,154,151	26,359,883	.68	.92	1.60	1,655,676,729
Essex	392,185,449	113,713,416	505,898,865	148,733,447	103,776,416	252,509,863	1.18	.82	2.00	12,602,369,432
Gloucester	73,988,149	24,371,975	98,360,124	31,609,419	24,371,975	55,981,394	.87	.67	1.54	3,622,171,427
Hudson	303,414,722	44,967,527	348,382,249	125,146,153	41,219,527	166,365,680	2.15	.71	2.86	5,821,401,177
Hunterdon	38,175,764	25,439,369	63,615,133	13,712,742	25,439,369	39,152,111	.52	.97	1.49	2,626,421,061
Mercer	236,131,185	73,726,716	309,857,901	87,244,104	65,510,645	152,754,749	1.48	1.11	2.59	5,882,342,251
Middlesex	427,197,446	163,293,186	590,490,632	233,614,363	141,849,515	375,463,878	1.71	1.04	2.75	13,674,515,223
Monmouth	307,739,936	53,394,848	361,134,784	162,713,115	41,077,918	203,791,033	1.42	.36	1.78	11,492,982,192
Morris	440,856,204	65,278,000	506,134,204	185,054,799	65,263,969	250,318,768	1.45	.51	1.96	12,764,183,034
Ocean	243,355,138	64,211,729	307,566,867	95,879,930	60,057,302	155,937,232	.97	.61	1.58	9,922,527,646
Passaic	334,861,033	73,167,682	408,028,715	141,313,879	66,346,681	207,660,560	1.64	.77	2.41	8,604,989,291
Salem	21,843,454	4,770,800	26,614,254	2,917,182	4,770,800	7,687,982	.29	.48	.77	993,522,560
Somerset	153,239,434	58,900,000	212,139,434	76,651,931	50,170,000	126,821,931	1.19	.78	1.97	6,455,833,553
Sussex	78,189,528	7,854,305	86,043,833	14,903,505	7,365,336	22,268,841	.54	.27	.81	2,757,585,142
Union	218,011,725	69,807,259	287,818,984	109,616,898	68,761,860	178,378,758	.90	.57	1.47	12,142,554,837
Warren	27,964,989	14,862,000	42,826,989	11,721,850	14,862,000	26,583,850	.65	.83	1.48	1,797,104,409
TOTAL	<u>\$4,409,268,489</u>	<u>\$1,414,806,588</u>	<u>\$5,824,075,077</u>	<u>\$1,986,320,829</u>	<u>\$1,249,012,994</u>	<u>\$3,235,333,823</u>	<u>1.21</u>	<u>.76</u>	<u>1.97</u>	<u>\$164,798,551,911</u>

\*Amounts rounded to nearest dollar

TABLE 8

## AUTHORITY DEBT - DECEMBER 31, 1982

The following tabulation represents the outstanding capital debt of locally created Authorities within New Jersey. Local Authorities operate on various fiscal years; the amounts shown below reflect outstanding bonds, notes, loans and mortgages payable by the Authority as of the respective fiscal year ended nearest to December 31, 1982. The information was obtained from reports of audit filed with the Division pursuant to law, except those marked with an asterisk (\*) which indicates the information was obtained from other sources. Additional notes are included at the end of the table.

<u>AUTHORITY</u>	<u>TYPE</u>	<u>AMOUNT</u>	<u>AUTHORITY</u>	<u>TYPE</u>	<u>AMOUNT</u>
Aberdeen Twp.	MU	\$ 8,410,000.00	Delran Twp.	S	\$ 1,996,000.00
Asbury Park City	P	410,000.00	Deptford Twp.	MU	10,848,200.00
Atlantic City, City	CC	-0-	Dover Twp.	MU	55,275,000.00
Atlantic City, City	MU	7,700,000.00	Dover Twp.	P	25,039.00
Atlantic County	CI	116,517,698.00	Dunnellen Boro.	P	63,761.00
Atlantic County	CU	47,395,000.00	East Brunswick Twp.	S	4,465,000.00
Atlantic County	TR	-0-	East Orange City	P	434,482.76
Atlantic Highlands Reg.	S	963,052.60	East Rutherford Boro.	S	6,330,000.00
Bayonne City	P	-0-	East Windsor Twp.	MU	11,865,000.00
Bayshore Reg.	S	30,365,000.00	Eatontown Boro. (x)	S	874,000.00
Beach Haven Boro.	S	257,000.00	Edgewater Park Twp.	S	720,000.00
Beachwood Boro.	S	2,246,415.19	Egg Harbor Twp.	MU	3,286,243.42
Bellmawr Boro. (*)	S	757,000.00	Elizabeth City	P	1,135,000.00
Bergen County	CU	90,550,000.00	Essex County	CI	9,588,529.43
Berkeley Twp.	S	4,035,000.00	Evesham Twp.	MU	9,730,000.00
Bernards Twp.	S	16,365,000.00	Ewing/Lawrence Twp.	S	26,977,228.00
Beverly City	S	255,000.00	Florham Park Boro.	S	3,295,000.00
Boonton Town	P	38,883.20	Fort Lee Boro.	P	-0-
Brick Twp. (+)	MU	53,995,000.00	Franklin Twp. (Som)	S	3,913,000.00
Bridgeton City (3)	PRT		Gloucester City, City	S	505,000.00
Buena Boro.	MU	1,411,023.00	Gloucester County (*)	CI	
Butler Boro. (1)	S		Gloucester County (**)	IPC	----
Camden City (*)	P	-0-	Gloucester County	CU	30,475,000.00
Camden City (*)	PRT	2,750,000.00	Gloucester Twp.	MU	12,215,000.00
Camden County	CU	73,132,228.00	Hackettstown Town	MU	11,060,000.00
Cape May County (*)	IPC	-0-	Hackettstown Town	P	-0-
Cape May County	CU	57,507,500.00	Hamilton Twp. (Alt.)	MU	3,315,000.00
Carlstadt Boro.	S	4,256,000.00	Hanover Twp.	S	4,420,000.00
Carneys Point Twp.	S	1,270,000.00	Hazlet Twp.	S	7,295,000.00
Cinnaminson Twp.	S	2,278,000.00	Highland Park Boro. (*)	P	
Clayton Boro.	S	805,000.00	Hillsborough Twp.	MU	9,950,000.00
Clementon Boro.	S	534,000.00	Hoboken City	P	7,945,000.00
Clifton City (3)	MU		Hopewell Twp. (Mer.) (**)	MU	---
Clifton City (1)	SWM		Howell Twp.	MU	2,500,000.00
Clinton City	S	2,235,000.00	Hudson County (1)	CI	
Cumberland County	CI		Hudson County	CU	113,019,516.00
Cumberland County (1)	IPC		Independence Twp. (*)	MU	-0-
Cumberland County	CU	9,220,000.00	Irvington Twp.	P	4,010,000.00
Delanco Twp.	S	-0-	Jackson Twp.	MU	4,592,000.00
Delaware Twp.	MU	172,000.00	Jersey City City	IN	145,000.00



TABLE 8

## AUTHORITY DEBT - DECEMBER 31, 1982

<u>AUTHORITY</u>	<u>TYPE</u>	<u>AMOUNT</u>	<u>AUTHORITY</u>	<u>TYPE</u>	<u>AMOUNT</u>
Jersey City, City	P	\$ 2,491,922.00	North Bergen Twp. (*)	MU	\$ -0-
Jersey City, City (3)	PRT		North Bergen Twp. (*)	P	-0-
Jersey City, City	S	17,851,670.00	North Bergen Twp. (*)	PRT	-0-
Keansburg Boro.	MU	6,220,000.00	Northeast Mon. Co. Reg	S	19,175,000.00
Lacey Twp.	MU	11,860,000.00	North Plainfield Boro.	P	-0-
Lakeland Reg.	SWM	-0-	Northwest Bergen Co.	CU	32,040,000.00
Lakewood Twp.	MU	6,155,000.00	Oakford Lakes Reg.	MU	
Lambertville City	S	6,247,284.00	Ocean City, City	P	351,475.00
Landis (Vineland City)	S	7,414,750.00	Ocean County (1)	IPC	
Laurel Springs Boro.	S	291,000.00	Ocean County	CU	177,262,351.00
Lebanon Boro.	S	1,000,000.00	Ocean Twp. (Mon.)	S	8,700,000.00
Linden-Roselle	S	16,050,000.00	Ocean Twp. (Ocean)	MU	3,944,006.00
Lindenwold Boro.	MU	2,960,000.00	Old Bridge Twp.	MU	20,150,000.00
Little Egg Harbor Twp.	MU	6,004,906.00	Old Bridge Twp.	S	5,490,000.00
Little Falls Twp. (1)	MU		Passaic City	MU	
Logan Twp.	MU	3,800,000.00	Paterson City (3)	MU	----
Long Beach Twp.	S	1,076,000.00	Paterson City	P	8,165,000.00
Long Branch City	S	8,357,000.00	Pemberton Twp.	MU	-0-
Lopatcong Twp.	MU		Pennsauken Twp.	S	1,940,000.00
Lower Twp.	MU	12,215,000.00	Penns Grove Boro.	S	143,000.00
Lumberton Twp.	MU	799,759.00	Pennsville Twp.	S	4,770,000.00
Magnolia Boro. (*)	S	-0-	Pequannock-Linc.Pk. Fairfield	S	25,400,000.00
Manasquan River Reg.	S	22,000,000.00	Pequannock River Basin Reg.	S	1,563,000.00
Manchester Twp.	MU	6,585,000.00	Perth Amboy City	P	4,940,000.00
Mantua Twp.	MU	5,090,575.00	Phillipsburg Town	P	7,800.00
Marlboro Twp.	MU	5,815,000.00	Pine Hill Boro.	MU	1,713,100.00
Mercer County	CI	121,125,000.00	Point Pleasant Beach Boro.	P	-0-
Metuchen Boro.	P	535,000.00	Pompton Lakes Boro.	MU	3,930,000.00
Middlesex County	IPC	170,995,000.00	Rahway City	P	237,000.00
Middlesex County	CU	114,725,000.00	Rahway Valley	S	9,895,000.00
Middletown Twp. (*)	S	33,350,000.00	Randolph Twp.	MU	1,550,000.00
Monmouth Co. Bayshore Outfall	S	2,898,567.14	Raritan Twp.	MU	2,345,000.00
Monroe Twp. (Glou.)	MU	1,362,000.00	Readington/Lebanon	S	3,972,973.00
Monroe Twp. (Midd.)	MU	17,175,000.00	Ringwood Boro.	S	7,714,050.00
Montville Twp.	MU	6,150,000.00	Ringwood Boro. (2)	SWM	
Morris County	MU	12,690,681.75	Riverside Twp.	S	226,000.00
Morristown Town	P	1,535,000.00	Rockaway Valley	S	10,965,000.00
Mount Holly Twp.	S	19,915,000.00	Rockleigh Boro.	S	62,836.49
Mount Laurel Twp.	MU	9,590,000.00	Runnemede Boro. (*)	S	470,000.00
Musconetcong (Stanhope)	S	868,432.14	Salem City (3)	PRT	
National Park Boro.	MU	406,000.00	Salem County (**)	CI	----
Neptune Twp.	S	10,005,000.00	Salem County (*)	IPC	66,440,000.00
Newark City	P	3,550,000.00	Salem County	CU	-0-
New Brunswick City	P	15,290,000.00	Sea Isle City, City (1)	P	
Newton Town	P	63,900.00	Secaucus Town	MU	12,955,000.00

TABLE 8

## AUTHORITY DEBT - DECEMBER 31, 1982

<u>AUTHORITY</u>	<u>TYPE</u>	<u>AMOUNT</u>	<u>AUTHORITY</u>	<u>TYPE</u>	<u>AMOUNT</u>
Ship Bottom Boro.(2)	S	\$	Warren Twp. (**)	S	----
Somers Point City	S	1,680,000.00	Washington Boro.	P	62,550.00
Somerset County (**)	IPC	----	Washington Twp. (Glouc.)	MU	5,121,462.94
Somerset Raritan Valley	S	9,360,000.00	Washington Twp. (Mercer)	MU	1,050,000.00
Southeast Morris County	CU	17,835,000.00	Washington Twp. (Morris)	MU	1,875,000.00
South Monmouth Co. Reg.	S	9,220,000.00	Waterford Twp.	MU	3,298,242.00
South Orange Village Twp.	P	165,835.00	Weehawken Twp.(3)	P	
South River Boro.	P	17,500.00	Weehawken Twp.(2)	PRT	
South Toms River Boro.	S	3,000,000.00	Western Monmouth	MU	26,240,000.00
Stafford Twp.	MU	9,431,000.00	West Milford Twp.	MU	850,000.00
Stony Brook Reg.	S	18,000,000.00	West New York Town	MU	1,990,000.00
Stratford Boro. (*)	S	973,000.00	West New York Town	P	166,000.00
Sussex County	CU	15,775,911.42	West Windsor Twp.	P	920,000.00
Trenton City	P	3,290,000.00	Westwood Boro.	P	-0-
Tuckerton Boro.	MU	2,635,000.00	Weymouth Twp.	MU	37,626.69
Union City, City	P	197,674.00	Wharton Boro.	S	610,000.00
Union County	IPC	76,240,000.00	Wildwood City	P	2,050,000.00
Wanaque Boro.	S	5,443,700.00	Willingboro Twp.	MU	8,078,000.00
Wanaque Valley Reg.	S	1,484,500.00	Woodbine Boro.	MU	670,019.85
Warren County (*)	IPC	1,700,000.00	Woodbine Boro.	PRT	-0-
Warren Co. Paulinskill	MU	116,006.60	Woodbury City	P	
Warren Co. Pequest	MU	4,500,000.00	Woodstown Boro.	S	-0-
			Wrightstown Boro.	MU	415,000.00
			Total		\$1,946,254,859.00
			IPC Financing Authority Debt: See note #1		315,375,000.00
			Total Authority & IPC Financing Authority Debt		\$2,261,629,859.00

Code: CC-Convention Center; CI-County Incinerator; CU-County Utilities; IN-Incinerator; IPC-Industrial Pollution Control Financing Authority; MU-Municipal Utilities Authority; P-Parking Authority; PRT-Port Authority; S-Sewerage Authority, SWM-Solid Waste Management Authority; TR-Transportation Authority.

Note 1: Repayment of the outstanding obligations of the several Industrial Pollution Control Financing Authorities as presented is the sole responsibility of the company or corporation utilizing the proceeds of the bonds, and therefore the amount \$315,374,999.90 disclosed is the total of IPC Authority Debt.

Note 2: Previously the Division reported Authority Debt on a calendar year basis. A more accurate total debt figure is attained by reporting outstanding debt at the end of the respective fiscal year for each authority. Accordingly, some inconsistencies with the year preceding report may result.

1. Not operating
2. Dissolved
3. Recently Created
4. (\*) Information obtained from other sources

5. (\*\*) Information not available
6. (+) \$220,000 of this amount are Township of Brick bonds which have been assumed by the Authority
7. (x) \$24,000 of this amount are Borough of Eatontown bonds which are payable by the Authority according to the trust agreement.



TABLE 9  
TRENDS IN CURRENT AND DELINQUENT LOCAL PROPERTY TAXES  
(AN HISTORICAL TABLE SHOWING LEVIES, COLLECTIONS, AND DELINQUENCIES SINCE 1965)

YEAR	C U R R E N T					D E L I N Q U E N T			
	TOTAL TAX LEVY	CASH COLLECTIONS AMOUNT	%	% OF LEVY CANCELLED OR ADJUSTED	OUTSTANDING DEC. 31 AMOUNT	%	DELINQUENT TAXES (ALL YEARS)*	OUTSTANDING DEC. 31 TAX TITLE LIENS	FORECLOSED PROPERTY
1965	1,224,061,710	1,150,565,415	94.00	1.13	59,579,955	4.87	87,975,860	20,361,390	59,523,484
1966	1,263,399,102	1,190,449,678	94.22	1.03	60,003,555	4.75	89,402,620	21,136,094	58,087,115
1967	1,435,708,258	1,349,799,399	94.01	.88	73,385,248	5.11	104,722,596	20,908,759	60,516,430
1968	1,545,813,848	1,462,750,500	94.63	.78	70,990,292	4.59	105,550,670	25,241,561	50,816,494
1969	1,706,031,717	1,615,192,974	94.68	.95	74,599,330	4.37	108,351,141	30,527,868	51,935,697
1970	1,965,610,339	1,857,735,761	94.51	.98	88,834,447	4.51	116,331,182	36,453,999	54,080,687
1971	2,228,700,613	2,107,940,802	94.58	.64	96,297,126	4.32	123,331,414	43,110,986	58,023,891
1972	2,452,254,384	2,323,698,669	94.76	.55	102,686,227	4.19	130,638,352	48,363,795	67,890,472
1973	2,598,745,142	2,465,654,270	94.87	.57	108,651,329	4.18	136,402,145	57,401,373	77,806,556
1974	2,779,195,767	2,629,046,026	94.60	.69	127,539,699	4.59	162,304,272	60,106,637	97,451,943
1975	3,029,408,635	2,853,776,163	94.20	.70	145,052,461	4.79	185,521,327	72,442,111	102,078,118
1976	3,354,853,643	3,165,060,889	94.34	.82	142,663,904	4.25	187,043,752	83,982,002	122,910,533
1977	3,305,642,100	3,138,535,798	94.95	.64	128,539,284	3.89	175,674,729	79,875,324	141,098,333
1978	3,382,844,855	3,223,886,852	95.30	.56	121,417,610	3.59	167,709,975	81,170,959	151,851,345
1979	3,521,414,644	3,393,315,323	96.36	.53	131,454,324	3.73	170,939,711	69,858,024	163,740,047
1980	3,863,438,643	3,675,617,955	95.14	.54	150,051,469	3.88	190,397,219	68,578,962	187,828,918
1981	4,276,515,902	4,054,260,723	94.80	.59	178,506,117	4.17	217,883,838	74,138,690	217,093,389
1982	4,628,982,448	4,394,429,211	94.93	.52	189,564,927	4.09	230,226,316	84,268,523	237,476,664

\*Includes December 31st figures of current year

TABLE 10

## SPECIAL DISTRICT TAXES LEVIED IN 1982

This table presents a tabulation of special district taxes levied upon a portion of the municipalities listed for the specific services - (F) Fire, (G) Garbage, (L) Light, (W) Water, (C) Commons. These taxes and obligations are the sole responsibility of the special districts; operations cause no liability for the balance of the municipality. The parenthetical figures denote the number of districts.

MUNICIPALITY	#FIRE DIST'S	FIRE AMOUNT	#OTHER DIST'S	OTHER AMOUNT	TOTAL TAX LEVY	MUNICIPALITY	#FIRE DIST'S	FIRE AMOUNT	#OTHER DIST'S	OTHER AMOUNT	TOTAL TAX LEVY
Aberdeen Twp.	(2)	\$ 334,561	G (1)	\$ 283,708	(3) \$ 618,269	Lambertville City	(1)	\$ 104,550			(1)\$ 104,550
Berlin Twp.	(1)	97,950			(1) 97,950	Lindenwold Boro.	(1)	243,767			(1) 243,767
Beverly City	(1)	44,344			(1) 44,344	Lower Twp.	(3)	179,910			(3) 179,910
Bordentown Twp.	(2)	198,750			(2) 198,750	Manalapan Twp.	(2)	277,275			(2) 277,275
Brick Twp.	(3)	821,651			(3) 821,651	Mansfield Twp.	(1)	1,890			(2) 1,890
Bridgewater Twp.	(4)	192,400	G (1)	78,800	(5) 271,200	Marlboro Twp.	(3)	419,460			(3) 419,460
Buena Boro.	(2)	49,630			(2) 49,630	Maurice River Twp.	(1)	10,000			(1) 10,000
Buena Vista Twp.	(5)	158,683	L (5)	60,205	(10) 218,888	Middle Twp.	(3)	221,659			(3) 221,659
Cedar Grove Twp.	(1)	118,000			(1) 118,000	Middletown Twp.			G (6)	971,027	(6) 971,027
Cherry Hill Twp.	(8)	2,242,918			(8) 2,242,918	Millstone Twp.	(1)	83,000			(1) 83,000
Chesterfield Twp.	(2)	67,812			(2) 67,812	Mine Hill Twp.			G (1)	61,853	(1) 61,853
Cinnaminson Twp.			G (1)	327,358	(1) 327,358	Monroe Twp.	(1)	277,498			(1) 277,498
Commercial Twp.	(3)	94,441	L (3)	49,500	(6) 143,941	Montgomery Twp.	(2)	129,412			(2) 129,412
Delanco Twp.	(1)	60,000			(1) 60,000	Montville Twp.	(3)	391,491			(3) 391,491
Delran Twp.	(1)	305,500			(1) 305,500	Morrestown Twp.	(2)	446,740			(2) 446,740
Dennis Twp.	(3)	39,500	L (2)	9,700	(5) 49,200	Morris Twp.			G (1)	507,200	(1) 507,200
Deptford Twp.	(1)	528,250			(1) 528,250	Mount Olive Twp.			G (1)	557,761	
Dover Twp.	(2)	1,458,624			(2) 1,458,624	Mount Olive Twp.			L (2)	48,616	(3) 606,377
Downe Twp.	(3)	54,736			(3) 54,736	Neptune Twp.	(2)	790,192			(2) 790,192
East Brunswick Twp.	(2)	433,646			(2) 433,646	Ocean Twp. (Mon.)	(2)	548,600			(2) 548,600
East Windsor Twp.			G (1)	187,150	(1) 187,150	Old Bridge Twp.	(4)	990,484	G (1)	439,994	(5) 1,430,478
Eastampton Twp.	(1)	75,179			(1) 75,179	Parsippany-Troy Hills Twp.	(9)	656,728	G (3)	1,335,195	(12) 1,991,923
Edgewater Park Twp.	(1)	106,628			(1) 106,628	Pennsauken Twp.			G (1)	556,486	(1) 556,486
Edison Twp.			G (11)	2,195,038	(11) 2,195,038	Piscataway Twp.	(4)	631,994			(4) 631,994
Evesham Twp.	(1)	480,930			(1) 480,930	Pitman Boro.			L (1)	65,393	(1) 65,393
Florence Twp.	(1)	176,000			(1) 176,000	Pittsgrove Twp.	(3)	135,230	L (4)	10,909	(7) 146,139
Franklin Twp. (Glou.)	(5)	196,384			(5) 196,384	Princeton Twp.			G (5)	45,000	(5) 45,000
Franklin Twp. (Som.)	(4)	497,011			(4) 497,011	South Brunswick Twp.	(3)	294,083			(3) 294,083
Franklin Lakes Boro.			G (1)	352,000	(1) 352,000	Sparta Twp.			W (1)	20,000	(1) 20,000
Freehold Twp.	(1)	326,500			(1) 326,500	Stillwater Twp.			W (1)	61,580	(1) 61,580
Gloucester Twp.	(6)	1,160,238			(6) 1,160,238	Swedesboro Boro.			G (1)	49,000	(1) 49,000
Haddon Twp.	(4)	197,758			(4) 197,758	Trenton City			C (1)	80,000	(1) 80,000
Hamilton Twp, (Atl.)			G (1)	150,458	(1) 150,458	Upper Twp.	(4)	137,900			(4) 137,900
Hamilton Twp. (Mercer)	(9)	2,161,218			(9) 2,161,218	Vineland City			G (1)	259,587	(1) 259,587
Hanover Twp.	(2)	294,872			(2) 294,872	Voorhees Twp.	(4)	427,287	W (3)	62,400	(7) 489,687
Harrison Twp.	(1)	76,723			(1) 76,723	Wall Twp.	(3)	308,785			(3) 308,785
Hillsborough Twp.	(1)	226,468			(1) 226,468	Washington Twp. (Glou.)	(1)	422,374	G (1)	403,564	(2) 825,938
Howell Twp.	(5)	600,747			(5) 600,747	Weehawken Twp.			G (1)	383,565	(1) 383,565
Jackson Twp.	(4)	850,100			(4) 850,100	Wharton Boro.			G (1)	83,434	(1) 83,434
Jefferson Twp.			G (1)	366,671		Woodbridge Twp.	(10)	2,867,175			(10) 2,867,175
Jefferson Twp.			L (5)	17,100	(6) 383,771						
Total						Total					



TABLE 11

## EQUALIZED PROPERTY TAX RATES

The equalized property tax rates for selected years are shown below for all municipalities by County area. These tax rates are the result of multiplying the general tax rate by the ratio of assessed to true value as certified by the Director of Taxation on October 1st of each year pursuant to statute. Thus, the table shows the tax rate that would be applied if the assessment level were 100 percent. This permits ready comparison of the tax trends of New Jersey's local units.

ATLANTIC COUNTY	1978	1979	1980	1981	1982	BERGEN (CON'T)	1978	1979	1980	1981	1982
Absecon City	2.74	2.31	1.94	1.83	1.67	East Rutherford Boro.	1.49	1.35	1.35	1.69	1.70
Atlantic City, City	4.33	2.50	1.85	2.27	2.55	Edgewater Boro.	2.18	2.36	2.34	2.21	2.47
Brigantine City	2.11	1.59	1.27	1.30	1.21	Elmwood Park Boro.	1.67	1.84	1.76	1.76	1.81
Buena Boro.	2.57	2.67	2.29	1.78	2.39	Emerson Boro.	2.93	2.44	2.52	2.32	2.41
Buena Vista Twp.	2.52	2.21	1.75	1.83	1.87	Englewood City	3.72	3.32	3.39	3.44	3.33
Corbin City, City	2.01	1.61	1.55	1.61	1.90	Englewood Cliffs Boro.	1.54	1.38	1.33	1.25	1.09
Egg Harbor City	3.20	3.00	2.58	2.52	2.74	Fair Lawn Boro.	2.40	2.22	2.07	2.05	2.20
Egg Harbor Twp.	2.42	1.89	1.69	1.52	1.52	Fairview Boro.	2.36	2.30	2.26	2.26	2.29
Estell Manor City	2.46	2.21	1.92	2.02	1.76	Fort Lee Boro.	2.33	1.74	1.97	1.89	1.79
Folsom Boro.	2.47	2.36	1.81	1.87	2.09	Franklin Lakes Boro.	1.95	1.72	1.68	1.62	1.61
Galloway Twp.	2.37	2.05	1.69	1.65	2.07	Garfield City	2.12	1.97	1.96	2.04	2.01
Hamilton Twp.	2.38	1.88	1.35	1.87	2.05	Glen Rock Boro.	2.98	2.80	2.57	2.51	2.46
Hammonton Town	2.73	2.58	2.36	2.23	2.04	Hackensack City	3.01	3.19	3.00	2.72	2.68
Linwood City	3.02	2.43	2.06	2.00	2.19	Harrington Park Boro.	2.80	2.57	2.51	2.42	2.39
Longport Boro.	1.51	1.15	.98	.96	.88	Hasbrouck Heights Boro.	2.39	2.13	2.04	2.05	2.05
Margate City, City	2.12	1.73	1.36	1.27	1.29	Haworth Boro.	2.82	2.52	2.29	2.32	2.25
Mullica Twp.	2.47	2.28	2.24	2.44	2.14	Hillsdale Boro.	3.12	2.91	2.65	2.64	2.59
Northfield City	3.40	2.73	2.55	2.28	2.20	Ho-Ho-Kus Boro.	2.12	2.00	1.86	1.81	1.80
Pleasantville City	4.10	3.20	2.65	3.02	2.79	Leonia Boro.	3.24	3.18	3.07	2.83	2.81
Port Republic City	1.91	1.82	1.34	1.46	2.09	Little Ferry Boro.	2.09	2.29	2.26	2.19	2.36
Somers Point City	2.85	2.52	2.11	2.02	2.18	Lodi Boro.	2.72	2.70	2.64	2.55	2.62
Ventnor City, City	2.61	2.27	1.74	1.42	1.42	Lyndhurst Twp.	1.72	1.69	1.61	1.71	1.82
Weymouth Twp.	2.39	2.32	1.67	1.80	1.57	Mahwah Twp.	2.12	1.84	1.79	1.78	1.79
						Maywood Boro.	2.40	2.37	2.29	2.15	2.18
						Midland Park Boro.	2.80	2.62	2.45	2.44	2.20
BERGEN COUNTY											
Allendale Boro.	2.88	2.51	2.49	2.36	2.44	Montvale Boro.	2.10	2.01	1.92	1.84	1.84
Alpine Boro.	1.64	1.57	1.31	1.20	1.09	Moonachie Boro.	1.48	1.30	1.18	1.24	1.16
Bergenfield Boro.	2.93	2.90	2.77	2.73	2.79	New Milford Boro.	2.68	2.61	2.46	2.49	2.49
Bogota Boro.	2.44	2.54	2.60	2.55	2.68	North Arlington Boro.	2.20	2.14	2.17	2.20	2.19
Carlstadt Boro.	1.22	1.16	1.19	1.26	1.25	Northvale Boro.	2.43	2.64	2.47	2.45	2.17
Cliffside Park Boro.	2.13	1.91	1.82	1.78	1.87	Norwood Boro.	2.67	2.49	2.39	2.25	2.24
Closter Boro.	2.92	2.85	2.59	2.49	2.50	Oakland Boro.	3.14	2.88	2.64	2.60	2.74
Cresskill Boro.	2.76	2.60	2.47	2.35	2.26	Old Tappan Boro.	2.37	2.15	2.14	2.21	2.17
Demarest Boro.	3.29	2.97	2.51	2.55	2.46	Oradell Boro.	2.34	2.16	2.00	1.89	2.01
Dumont Boro.	3.07	2.80	2.74	2.71	2.70	Palisades Park Boro.	2.37	2.32	2.32	2.27	2.12

TABLE 11 (CON'T)

## EQUALIZED PROPERTY TAX RATES

BERGEN (CON'T)	1978	1979	1980	1981	1982	BURLINGTON (CON'T)	1978	1979	1980	1981	1982
Paramus Boro.	2.18	2.04	1.96	1.76	1.67	Hainesport Twp.	2.53	2.58	2.55	2.52	2.61
Park Ridge Boro.	2.96	2.77	2.68	2.61	2.59	Lumberton Twp.	2.22	2.17	2.22	2.08	2.27
Ramsey Boro.	2.68	2.38	2.32	2.36	2.55	Mansfield Twp.	1.84	1.80	2.10	2.22	2.11
Ridgefield Boro.	.64	.60	.55	.49	.60	Maple Shade Twp.	2.59	2.41	2.17	2.04	1.98
Ridgefield Park Vill.	2.72	2.86	2.75	2.72	2.71	Medford Twp.	2.61	2.31	2.22	2.26	2.20
Ridgewood Vill.	3.29	3.03	2.84	2.72	2.66	Medford Lakes Boro.	2.71	2.64	2.44	2.39	2.43
River Edge Boro.	2.73	2.55	2.47	2.36	2.32	Moorestown Twp.	2.65	2.44	2.44	2.24	2.31
River Vale Twp.	3.11	2.78	2.57	2.50	2.45	Mount Holly Twp.	2.85	3.04	2.95	2.94	2.75
Rochelle Park Twp.	1.53	1.43	1.36	1.47	1.53	Mount Laurel Twp.	2.29	2.42	2.21	2.28	2.25
Rockleigh Boro.	.68	.65	.70	.62	.72	New Hanover Twp.	1.69	2.11	2.14	2.19	2.24
Rutherford Boro.	2.46	2.53	2.55	2.52	2.50	North Hanover Twp.	1.80	1.54	1.87	1.50	1.60
Saddle Brook Twp.	2.05	1.92	1.79	1.74	1.77	Palmyra Boro.	2.57	2.47	2.61	2.34	2.49
Saddle River Boro.	1.24	1.21	1.05	1.05	1.01	Pemberton Boro.	2.78	2.60	2.36	2.53	2.76
South Hackensack Twp.	2.03	1.93	1.61	1.69	1.69	Pemberton Twp.	2.30	2.35	2.46	2.49	2.53
Teaneck Twp.	3.90	3.61	3.41	3.32	3.24	Riverside Twp.	2.63	2.44	2.26	2.06	2.17
Tenafly Boro.	3.13	2.84	2.56	2.39	2.34	Riverton Boro.	2.26	2.29	2.41	2.53	2.52
Teterboro Boro.	.72	.74	.82	.91	1.00	Shamong Twp.	1.84	2.36	2.32	2.40	2.47
Upper Saddle River Boro.	2.17	2.03	2.04	1.94	1.86	Southampton Twp.	1.86	1.76	1.73	1.85	1.72
Waldwick Boro.	2.96	2.83	2.69	2.73	2.70	Springfield Twp.	2.19	2.15	1.98	2.00	2.13
Wallington Boro.	2.13	1.78	1.74	1.69	1.82	Tabernacle Twp.	2.05	2.35	2.29	2.27	2.39
Washington Twp.	3.37	2.83	2.58	2.49	2.35	Washington Twp.	1.91	1.73	1.86	2.09	1.87
Westwood Boro.	2.59	2.47	2.52	2.37	2.21	Westampton Twp.	2.67	2.44	2.59	2.54	2.74
Wood-Ridge Boro.	1.94	1.63	1.72	1.61	1.71	Willingboro Twp.	3.32	3.25	3.33	3.28	3.10
Woodcliff Lake Boro.	2.90	2.72	2.54	2.42	2.35	Woodland Twp.	1.28	1.55	1.85	1.75	2.07
Wycoff Twp.	2.45	2.08	2.04	2.07	2.02	Wrightstown Boro.	2.07	2.36	2.54	2.42	2.64
<u>BURLINGTON COUNTY</u>						<u>CAMDEN COUNTY</u>					
Bass River Twp.	2.33	2.13	2.44	2.08	2.32	Audubon Boro.	3.42	3.23	3.48	3.10	3.09
Beverly City	2.70	3.36	2.18	2.48	2.66	Audubon Park Boro.	6.11	5.14	4.21	4.69	5.37
Bordentown City	2.92	2.87	2.77	2.89	2.76	Barrington Boro.	3.48	3.51	3.40	3.31	3.18
Bordentown Twp.	2.72	2.34	2.61	2.68	2.58	Bellmawr Boro.	3.08	3.16	3.18	3.07	3.22
Burlington City	1.28	1.23	1.02	1.00	1.08	Berlin Boro.	2.94	2.72	2.65	2.68	2.70
Burlington Twp.	2.13	2.31	2.17	2.22	2.13	Berlin Twp.	2.65	2.42	2.71	2.99	3.04
Chesterfield Twp.	2.29	2.26	2.15	2.39	2.25	Brooklawn Boro.	2.78	2.67	2.70	2.88	2.89
Cinnaminson Twp.	2.56	2.50	2.37	2.41	2.27	Camden City	4.67	4.37	4.55	6.31	6.32
Delanco Twp.	2.68	2.78	2.72	2.51	2.94	Cherry Hill Twp.	3.30	3.19	2.93	2.96	3.08
Delran Twp.	2.51	2.33	1.96	2.32	2.40	Chesilhurst Boro.	2.98	2.78	2.99	2.92	3.23
Eastampton Twp.	3.09	3.09	2.89	2.69	2.69	Clementon Boro.	2.83	3.33	3.19	3.45	3.52
Edgewater Park Twp.	2.42	2.53	2.49	2.34	2.44	Collingswood Boro.	3.21	3.24	3.10	2.97	2.86
Evesham Twp.	2.57	2.40	2.19	2.16	2.20	Gibbsboro Boro.	3.01	3.09	3.00	2.97	2.84
Fieldsboro Boro.	2.80	2.63	2.80	3.07	2.86	Gloucester City, City	2.94	2.74	2.83	3.04	2.98
Florence Twp.	2.60	2.60	2.50	2.37	2.56	Gloucester Twp.	2.83	2.87	2.75	2.94	2.92



TABLE 11 (CON'T)  
EQUALIZED PROPERTY TAX RATES

<u>CAMDEN (CON'T)</u>	<u>1978</u>	<u>1979</u>	<u>1980</u>	<u>1981</u>	<u>1982</u>	<u>CUMBERLAND COUNTY</u>	<u>1978</u>	<u>1979</u>	<u>1980</u>	<u>1981</u>	<u>1982</u>
Haddon Twp.	3.12	2.82	2.84	2.82	3.10	Bridgeton City	3.68	3.53	3.52	3.07	4.05
Haddon Heights Boro.	3.12	3.10	2.92	2.88	2.90	Commercial Twp.	2.68	2.30	2.78	2.38	2.71
Haddonfield Boro.	3.12	3.09	2.88	2.87	2.82	Deerfield Twp.	2.81	2.54	2.28	2.35	2.41
Hi-Nella Boro.	2.91	3.11	2.98	4.37	3.49	Downe Twp.	2.40	2.96	3.10	2.87	2.86
Laurel Springs Boro.	2.87	3.13	2.98	2.90	2.76	Fairfield Twp.	2.98	2.56	2.93	2.54	2.30
Lawnside Boro.	3.34	2.93	2.79	3.32	3.47	Greenwich Twp.	3.12	2.60	3.11	3.01	2.78
Lindenwold Boro.	3.10	3.03	3.05	3.01	3.00	Hopewell Twp.	2.76	2.50	2.49	2.12	2.47
Magnolia Boro.	3.32	3.27	3.08	3.25	3.20	Lawrence Twp.	2.68	3.05	2.94	3.77	3.71
Merchantville Boro.	3.64	3.43	3.24	3.39	3.13	Maurice River Twp.	3.02	2.48	2.73	2.71	2.46
Mount Ephraim Boro.	3.09	3.06	2.95	2.97	2.80	Millville City	2.95	2.76	2.75	2.84	2.92
Oaklyn Boro.	3.08	3.06	3.14	3.16	3.10	Shiloh Boro.	3.43	2.65	2.65	2.35	2.57
Pennsauken Twp.	3.13	3.05	3.05	3.10	3.10	Stow Creek Twp.	2.66	2.30	2.36	2.38	2.33
Pine Hill Boro.	2.66	2.74	2.99	2.99	3.14	Upper Deerfield Twp.	2.95	2.43	2.28	2.06	2.07
Pine Valley Boro.	4.04	4.19	4.31	4.43	4.54	Vineland City	3.03	2.97	2.92	2.82	2.96
Runnemede Boro.	2.88	3.00	2.87	3.10	2.87						
Somerdale Boro.	3.20	2.99	3.24	3.29	3.38	<u>ESSEX COUNTY</u>					
Stratford Boro.	3.29	3.05	2.76	2.64	2.81	Belleville Twp.	3.96	3.80	3.74	3.79	3.54
Tavistock Boro.	2.19	2.46	2.17	2.01	1.99	Bloomfield Twp.	4.02	3.94	3.63	3.56	3.58
Voorhees Twp.	2.95	3.04	2.46	2.51	2.47	Caldwell Boro. Twp.	4.10	3.80	3.35	3.15	3.13
Waterford Twp.	2.54	2.32	2.61	2.72	2.84	Cedar Grove Twp.	2.85	2.69	2.49	2.35	2.20
Winslow Twp.	2.58	2.59	2.64	2.58	2.50	East Orange City	7.26	6.97	6.89	7.27	7.66
Woodlynne Boro.	4.08	4.22	4.06	4.18	4.20	Essex Fells Twp.	3.02	2.79	2.58	2.53	2.31
						Fairfield Twp.	2.77	2.74	2.69	2.40	2.53
<u>CAPE MAY COUNTY</u>						Glen Ridge Boro. Twp.	5.05	4.64	3.97	3.88	3.85
Avalon Boro.	1.22	1.10	.93	.83	.83	Irvington Twp.	4.84	4.72	4.48	4.49	4.43
Cape May City	2.56	2.49	2.49	1.99	1.87	Livingston Twp.	3.13	2.89	2.62	2.60	2.36
Cape May Point Boro.	1.20	1.26	1.09	.84	.76	Maplewood Twp.	4.42	4.12	3.84	3.62	3.64
Dennis Twp.	1.68	1.64	1.64	1.69	1.71	Millburn Twp.	2.88	2.62	2.40	2.41	2.06
Lower Twp.	2.22	2.09	1.89	1.96	1.87	Montclair Twp.	4.56	4.35	4.01	3.81	3.67
Middle Twp.	2.21	2.04	2.27	2.10	2.13	Newark City	2.59	5.65	5.40	5.25	4.92
North Wildwood City	1.98	1.80	1.81	1.72	1.52	North Caldwell Twp.	3.56	3.24	2.94	2.89	2.71
Ocean City, City	1.73	1.51	1.38	1.21	1.18	Nutley Twp.	3.59	3.59	3.41	3.17	3.32
Sea Isle City, City	1.35	1.13	1.15	1.03	1.11	Orange City Twp.	6.73	6.34	5.99	5.88	5.81
Stone Harbor Boro.	1.15	1.05	.98	.88	.94	Roseland Boro.	3.35	3.09	2.94	2.49	2.38
Upper Twp.	.50	.56	.59	.50	.55	South Orange Vill. Twp.	5.00	4.68	4.23	4.03	3.79
West Cape May Boro.	2.33	2.04	1.71	1.80	1.64	Verona Twp.	3.76	3.63	3.47	3.25	3.11
West Wildwood Boro.	2.24	2.35	2.13	1.95	1.87	West Caldwell Twp.	3.60	3.42	3.03	2.96	2.88
Wildwood City	2.57	2.39	2.35	2.29	2.27	West Orange Twp.	4.33	4.17	3.69	3.61	3.53
Wildwood Crest Boro.	1.73	1.58	1.51	1.38	1.29						
Woodbine Boro.	3.12	2.57	3.04	2.30	2.81						

TABLE 11 (CON'T)

## EQUALIZED PROPERTY TAX RATES

GLOUCESTER COUNTY						HUNTERDON (CON'T)					
	1978	1979	1980	1981	1982		1978	1979	1980	1981	1982
Clayton Boro.	2.70	2.64	2.49	3.00	2.70	Bloomsbury Boro.	2.38	2.04	2.08	2.22	2.29
Deptford Twp.	2.58	2.61	2.52	2.40	2.37	Califon Boro.	2.63	2.43	2.36	2.59	2.61
East Greenwich Twp.	2.09	1.98	1.95	1.89	1.98	Clinton Town	2.41	2.51	2.83	2.74	2.83
Elk Twp.	1.85	2.18	2.18	2.19	2.25	Clinton Twp.	2.37	2.27	2.35	2.36	2.22
Franklin Twp.	2.13	2.06	2.20	2.35	2.25	Delaware Twp.	2.34	1.99	1.96	2.15	1.83
Glassboro Boro.	2.91	2.69	2.86	2.82	2.99	East Amwell Twp.	2.04	1.89	1.73	1.89	1.91
Greenwich Twp.	1.86	1.86	1.70	1.79	1.54	Flemington Boro.	2.41	2.31	2.46	2.25	2.40
Harrison Twp.	2.09	2.14	2.19	2.18	2.57	Franklin Twp.	2.02	2.03	1.81	2.02	2.42
Logan Twp.	1.69	2.14	1.89	2.05	1.97	Frenchtown Boro.	2.65	2.86	2.33	2.68	2.65
Mantua Twp.	2.46	2.49	2.43	2.44	2.48	Glen Gardner Boro.	3.27	2.73	2.18	2.09	3.04
Monroe Twp.	1.99	2.35	2.19	2.12	2.14	Hampton Boro.	2.40	2.38	2.52	2.71	2.93
National Park Boro.	2.65	2.31	2.86	2.75	2.72	High Bridge Boro.	2.88	2.50	2.42	2.53	2.52
Newfield Boro.	2.46	2.39	2.75	2.49	2.13	Holland Twp.	.51	.49	.51	.60	.68
Paulsboro Boro.	2.19	2.33	2.52	2.52	2.34	Kingwood Twp.	2.14	2.22	2.35	2.37	2.32
Pitman Boro.	2.64	2.36	2.60	2.58	2.67	Lambertville City	2.24	2.17	2.14	2.12	2.25
South Harrison Twp.	2.15	2.18	2.19	2.29	2.08	Lebanon Boro.	2.60	2.71	2.44	2.64	2.85
Swedesboro Boro.	3.02	2.60	2.91	2.84	2.56	Lebanon Twp.	1.80	1.64	1.53	1.52	1.49
Washington Twp.	2.29	2.07	2.11	2.19	2.19	Milford Boro.	1.92	1.73	1.97	2.01	2.20
Wenonah Boro.	2.46	2.46	2.44	2.51	2.72	Raritan Twp.	2.22	2.22	2.33	2.15	2.27
West Deptford Twp.	2.17	2.37	2.31	2.06	1.83	Readington Twp.	2.18	1.88	1.79	1.99	2.19
Westville Boro.	2.47	2.57	2.57	2.53	2.65	Stockton Boro.	2.07	2.07	1.92	2.20	2.37
Woodbury City	3.03	2.94	2.90	2.73	2.69	Tewksbury Twp.	2.15	2.06	2.09	2.09	2.14
Woodbury Heights Boro.	2.21	2.10	2.12	2.27	2.31	Union Twp.	2.12	1.89	1.94	2.01	2.05
Woolwich Twp.	2.39	2.39	2.20	2.25	2.63	West Amwell Twp.	2.03	2.05	2.06	2.00	2.37
HUDSON COUNTY						MERCER COUNTY					
Bayonne City	4.37	4.04	4.07	4.26	4.27	East Windsor Twp.	3.46	3.29	3.15	2.95	3.01
East Newark Boro.	4.02	3.58	4.34	3.79	3.83	Ewing Twp.	2.83	2.76	2.72	2.82	2.63
Guttenberg Town	3.64	3.23	3.16	3.11	3.08	Hamilton Twp.	2.58	2.46	2.57	2.66	2.79
Harrison Town	2.82	2.73	2.85	2.88	2.45	Hightstown Boro.	3.72	3.17	3.08	3.06	3.25
Hoboken City	5.90	5.17	5.23	5.61	4.83	Hopewell Boro.	2.68	2.51	2.32	2.45	2.47
Jersey City, City	6.27	5.77	5.65	5.87	5.70	Hopewell Twp.	2.52	2.37	2.31	2.34	2.30
Kearny Town	2.77	2.88	2.82	2.99	3.03	Lawrence Twp.	2.73	2.40	2.49	2.38	2.25
North Bergen Twp.	3.84	3.80	4.47	3.99	3.77	Pennington Boro.	2.62	2.38	2.41	2.26	2.37
Secaucus Town	2.73	2.55	2.67	2.45	2.65	Princeton Boro.	2.21	2.28	2.18	2.26	2.25
Union City, City	5.20	5.16	5.85	6.39	6.39	Princeton Twp.	2.44	2.34	2.18	2.04	2.14
Weehawken Twp.	4.31	4.51	4.96	4.23	5.60	Trenton City	5.53	5.52	5.25	5.42	5.52
West New York Town	5.29	4.96	5.55	5.19	5.53	Washington Twp.	2.42	2.22	2.10	1.98	2.15
						West Windsor Twp.	2.88	2.55	2.59	2.45	2.49
HUNTERDON COUNTY											
Alexandria Twp.	2.30	1.90	2.06	2.19	2.53						
Bethlehem Twp.	2.27	2.20	2.20	2.49	2.28						



TABLE 11 (CON'T)

## EQUALIZED PROPERTY TAX RATES

<u>MIDDLESEX COUNTY</u>	<u>1978</u>	<u>1979</u>	<u>1980</u>	<u>1981</u>	<u>1982</u>	<u>MONMOUTH (CON'T)</u>	<u>1978</u>	<u>1979</u>	<u>1980</u>	<u>1981</u>	<u>1982</u>
Carteret Boro.	2.75	2.86	2.88	2.78	2.99	Fair Haven Boro.	3.18	2.88	2.58	2.54	2.57
Cranbury Twp.	2.07	2.15	1.81	1.56	1.51	Farmingdale Boro.	2.40	2.58	2.28	2.42	2.88
Dunellen Boro.	2.94	2.87	2.89	2.91	2.88	Freehold Boro.	3.28	2.65	2.45	2.73	2.59
East Brunswick Twp.	3.13	2.88	2.80	2.73	2.70	Freehold Twp.	2.68	2.48	2.54	2.29	2.39
Edison Twp.	2.81	2.61	2.44	2.30	2.31	Hazlet Twp.	2.78	2.52	2.39	2.36	2.52
Helmetta Boro.	2.88	3.06	2.90	2.91	2.87	Highlands Boro.	2.76	3.30	3.07	2.82	2.73
Highland Park Boro.	3.82	3.72	3.17	3.28	3.62	Holmdel Twp.	2.39	1.91	1.84	1.77	2.01
Jamesburg Boro.	3.77	3.22	2.94	2.74	2.73	Howell Twp.	2.78	2.31	2.46	2.44	2.36
Metuchen Boro.	3.03	2.97	2.80	2.75	2.80	Interlaken Boro.	1.76	1.47	1.41	1.36	1.64
Middlesex Boro.	3.11	2.81	2.62	2.56	2.70	Keansburg Boro.	3.19	3.30	3.10	2.84	2.85
Milltown Boro.	2.36	2.24	2.02	2.08	2.24	Keyport Boro.	3.17	3.25	3.45	3.64	2.86
Monroe Twp.	2.45	2.07	1.94	2.05	2.09	Little Silver Boro.	3.09	2.78	2.63	2.58	2.53
New Brunswick City	3.95	3.39	3.54	3.38	3.26	Loch Arbour Village	3.83	3.23	2.91	3.00	2.84
North Brunswick Twp.	2.79	2.57	2.54	2.32	2.32	Long Branch City	2.97	3.06	2.97	2.97	2.98
Old Bridge Twp.	3.24	3.16	3.03	3.10	2.87	Manalapan Twp.	2.99	2.63	2.37	2.26	2.25
Perth Amboy City	3.60	3.11	2.99	2.92	2.72	Manasquan Boro.	2.59	2.43	2.07	1.94	1.88
Piscataway Twp.	3.43	3.04	2.39	2.12	2.18	Marlboro Twp.	2.98	2.59	2.36	2.39	2.28
Plainsboro Twp.	1.77	1.83	1.73	1.63	1.65	Matawan Boro.	2.57	2.66	2.99	2.88	2.93
Sayreville Boro.	2.04	2.14	1.89	1.81	1.76	Middletown Twp.	2.53	2.45	2.29	2.41	2.38
South Amboy City	2.24	2.14	2.06	2.16	2.02	Millstone Twp.	2.27	1.97	1.94	2.06	2.23
South Brunswick Twp.	3.09	2.92	2.85	2.50	2.43	Monmouth Beach Boro.	2.75	2.61	2.38	2.23	2.37
South Plainfield Boro.	2.85	2.65	2.52	2.39	2.42	Neptune Twp.	3.08	2.74	2.61	2.59	2.59
South River Boro.	3.03	2.88	2.93	2.85	2.78	Neptune City, Boro.	3.11	2.89	2.76	2.58	2.34
Spotswood Boro.	3.72	3.17	3.10	2.91	2.91	Ocean Twp.	3.03	2.73	2.57	2.64	2.72
Woodbridge Twp.	2.54	2.49	2.40	2.34	2.51	Oceanport Boro.	2.56	2.34	2.17	2.09	2.29
<u>MONMOUTH COUNTY</u>						Red Bank Boro.	3.63	3.51	3.28	3.21	3.08
Aberdeen Twp.	3.02	2.85	2.91	2.84	2.81	Roosevelt Boro.	3.88	3.58	2.81	3.26	2.84
Allenhurst Boro.	1.68	1.76	1.51	1.31	1.51	Rumson Boro.	2.85	2.67	2.56	2.32	2.28
Allentown Boro.	3.36	3.16	2.99	2.97	2.86	Sea Bright Boro.	2.99	2.43	2.52	2.22	2.37
Asbury Park City	6.22	5.62	6.00	5.66	5.50	Sea Girt Boro.	1.71	1.62	1.58	1.52	1.42
Atlantic Highlands Boro.	3.06	3.11	3.11	2.84	2.87	Shrewsbury Boro.	3.14	2.75	2.50	2.65	2.73
Avon-By-The-Sea Boro.	2.14	1.98	1.96	1.96	1.83	Shrewsbury Twp.	4.83	4.80	4.55	3.90	5.02
Belmar Boro.	2.56	2.38	2.38	2.39	2.42	South Belmar Boro.	3.23	3.17	3.06	2.96	3.19
Bradley Beach Boro.	3.64	3.63	3.72	3.36	3.50	Spring Lake Boro.	1.90	1.75	1.62	1.61	1.51
Brielle Boro.	2.59	2.40	2.14	2.01	1.94	Spring Lake Heights Boro.	2.50	2.40	2.12	2.02	2.13
Colts Neck Twp.	2.16	2.06	2.10	1.98	2.05	Tinton Falls Boro.	2.87	2.97	2.95	3.03	3.34
Deal Boro.	1.58	1.47	1.29	1.35	1.31	Union Beach Boro.	3.00	2.75	2.35	2.43	2.89
Eatontown Boro.	2.72	2.63	2.72	2.81	2.88	Upper Freehold Twp.	2.31	2.19	2.39	2.25	2.29
Englishtown Boro.	3.17	2.56	2.68	2.81	2.62	Wall Twp.	2.41	2.22	2.18	2.06	2.21
						West Long Branch Boro.	2.70	2.50	2.26	2.16	2.39

TABLE 11 (CON'T)

## EQUALIZED PROPERTY TAX RATES

MORRIS COUNTY	1978	1979	1980	1981	1982	OCEAN COUNTY	1978	1979	1980	1981	1982
Boonton Town	2.80	2.59	2.46	2.54	2.71	Barneget Twp.	2.47	2.19	2.48	2.90	2.77
Boonton Twp.	1.90	1.81	1.64	1.57	1.64	Barneget Light Boro.	1.31	1.12	1.13	1.04	.93
Butler Boro.	2.93	2.60	2.42	2.31	2.32	Bay Head Boro.	1.67	1.48	1.37	1.29	1.14
Chatham Boro.	2.56	2.34	2.17	2.13	2.14	Beach Haven Boro.	1.37	1.33	1.35	1.28	1.16
Chatham Twp.	2.58	2.34	2.16	2.15	2.11	Beachwood Boro.	2.74	2.82	2.65	2.62	2.62
Chester Boro.	2.79	2.59	2.67	2.40	2.54	Berkeley Twp.	1.99	1.88	1.73	1.83	1.91
Chester Twp.	2.86	2.55	2.44	2.37	2.34	Brick Twp.	2.24	2.27	2.08	2.00	2.03
Denville Twp.	2.44	2.27	2.01	2.05	2.21	Dover Twp.	2.48	2.42	2.49	2.37	2.36
Dover Town	2.93	2.65	2.56	2.46	2.68	Eagleswood Twp.	2.41	2.17	2.41	1.98	2.11
East Hanover Twp.	1.70	1.74	1.76	1.71	1.81	Harvey Cedars Boro.	1.46	1.29	1.23	1.10	1.06
Florham Park Boro.	2.00	1.85	1.67	1.80	1.55	Island Heights Boro.	2.66	2.43	2.32	2.56	2.16
Hanover Twp.	2.00	1.88	2.00	1.95	1.42	Jackson Twp.	2.81	2.46	2.56	2.57	2.59
Harding Twp.	1.50	1.48	1.51	1.29	1.19	Lacey Twp.	1.10	1.07	1.01	2.06	1.82
Jefferson Twp.	2.65	2.43	2.26	2.25	2.17	Lakehurst Boro.	3.30	3.15	3.03	2.89	2.94
Kinnelon Boro.	2.74	2.49	2.33	2.20	2.21	Lakewood Twp.	2.88	2.77	2.85	2.66	2.57
Lincoln Park Boro.	2.96	3.05	2.94	3.06	3.08	Lavallette Boro.	1.38	1.21	1.10	1.02	1.05
Madison Boro.	2.82	2.52	2.43	2.33	2.29	Little Egg Harbor Twp.	2.19	2.11	2.37	2.12	2.34
Mendham Boro.	2.60	2.37	2.32	2.26	2.20	Long Beach Twp.	1.22	1.11	1.11	1.01	.95
Mendham Twp.	2.48	2.28	2.22	2.04	2.14	Manchester Twp.	1.45	1.78	1.56	1.65	1.73
Mine Hill Twp.	2.90	2.78	2.58	2.45	2.48	Mantoloking Boro.	1.37	1.26	1.00	.95	.79
Montville Twp.	2.30	2.19	2.14	1.99	1.92	Ocean Twp.	2.26	2.01	2.27	2.42	2.29
Morris Twp.	2.24	2.07	1.99	1.92	1.95	Ocean Gate Boro.	2.81	2.52	2.31	2.31	2.32
Morris Plains Boro.	2.48	2.34	2.02	1.72	1.83	Pine Beach Boro.	2.48	2.58	2.38	2.44	2.39
Morristown Town	3.55	3.26	2.94	2.59	2.54	Plumsted Twp.	1.90	1.66	1.85	1.69	1.80
Mount Arlington Boro.	3.21	2.78	2.57	2.43	2.46	Point Pleasant Boro.	2.50	2.39	2.24	2.07	2.03
Mount Olive Twp.	2.46	2.24	2.26	2.23	2.16	Point Pleasant Beach Boro.	2.17	2.15	2.00	2.05	1.89
Mountain Lakes Boro.	3.06	2.99	2.76	2.71	2.71	Seaside Heights Boro.	1.89	1.71	1.78	1.75	1.98
Netcong Boro.	2.63	2.36	2.19	2.02	2.32	Seaside Park Boro.	1.51	1.51	1.44	1.54	1.62
Parsippany-Troy Hills Twp.	2.73	2.27	2.22	2.14	2.07	Ship Bottom Boro.	1.42	1.35	1.46	1.24	1.17
Passaic Twp.	2.67	2.39	2.18	2.12	2.12	South Toms River Boro.	2.54	2.58	2.54	2.67	2.44
Pequannock Twp.	2.63	2.42	2.29	2.35	2.49	Stafford Twp.	1.54	1.36	1.34	1.28	1.31
Randolph Twp.	2.91	2.85	2.77	2.67	2.76	Surf City Boro.	1.25	1.16	1.16	1.06	.94
Riverdale Boro.	2.49	2.20	1.97	2.22	2.18	Tuckerton Boro.	2.79	2.41	2.47	2.13	2.11
Rockaway Boro.	2.66	2.41	2.19	2.18	2.26						
Rockaway Twp.	2.75	2.60	2.62	2.64	2.77	PASSAIC COUNTY					
Roxbury Twp.	2.43	2.28	2.14	2.37	2.36	Bloomington Boro.	3.05	2.73	2.65	2.78	2.77
Victory Gardens Boro.	3.18	2.94	2.89	2.42	2.51	Clifton City	2.10	1.96	1.93	1.93	1.83
Washington Twp.	2.24	2.13	2.07	2.15	2.25	Haledon Boro.	2.58	2.32	2.23	2.38	2.14
Wharton Boro.	2.82	2.56	2.42	2.30	2.53	Hawthorne Boro.	2.44	2.38	2.27	2.27	2.16
						Little Falls Twp.	2.34	2.00	1.89	1.91	1.92



TABLE 11 (CON'T)

## EQUALIZED PROPERTY TAX RATES

<u>PASSAIC (CON'T)</u>	<u>1978</u>	<u>1979</u>	<u>1980</u>	<u>1981</u>	<u>1982</u>	<u>SOMERSET (CON'T)</u>	<u>1978</u>	<u>1979</u>	<u>1980</u>	<u>1981</u>	<u>1982</u>
North Haledon Boro.	2.51	2.39	2.28	2.39	2.31	Manville Boro.	2.69	2.59	2.38	2.45	2.60
Passaic City	4.33	3.96	4.05	3.99	4.06	Millstone Boro.	2.04	2.01	1.73	1.79	1.93
Paterson City	3.73	3.47	3.06	3.57	4.72	Montgomery Twp.	2.35	2.32	2.16	2.14	2.03
Pompton Lakes Boro.	3.15	2.89	2.88	2.95	2.85	North Plainfield Boro.	3.13	2.94	2.80	2.81	2.74
Prospect Park Boro.	2.55	2.72	2.38	2.38	2.44	Peapack-Gladstone Boro.	2.20	1.98	1.80	1.83	1.64
Ringwood Boro.	2.99	2.71	2.63	2.65	2.63	Raritan Boro.	3.05	2.64	2.44	2.34	2.60
Totowa Boro.	1.96	1.74	1.60	1.63	1.74	Rocky Hill Boro.	2.54	2.18	1.85	1.52	1.58
Wanaque Boro.	2.92	2.60	2.56	2.55	2.40	Somerville Boro.	3.45	3.14	2.99	2.99	3.01
Wayne Twp.	2.80	2.65	2.42	2.27	2.23	South Bound Brook Boro.	2.84	2.82	2.72	2.51	2.67
West Milford Twp.	2.98	2.78	2.74	2.67	2.71	Warren Twp.	2.50	2.31	2.20	2.10	2.08
West Paterson Boro.	2.38	2.45	2.30	2.17	2.37	Watchung Boro.	2.11	1.97	1.85	1.87	1.94
<u>SALEM COUNTY</u>						<u>SUSSEX COUNTY</u>					
Alloway Twp.	2.17	2.28	2.11	2.22	2.15	Andover Boro.	2.18	2.18	1.92	2.24	1.97
Carneys Point Twp.	2.95	3.09	2.70	2.95	2.67	Andover Twp.	2.51	2.44	2.51	2.28	2.31
Elmer Boro.	2.60	2.58	2.63	2.46	2.63	Branchville Boro.	1.96	1.83	1.86	1.95	1.73
Elsinboro Twp.	2.41	2.01	2.45	2.33	2.14	Byram Twp.	2.75	2.58	2.47	2.47	2.73
Lower Alloways Creek Twp.	.85	.99	.82	.69	.88	Frankford Twp.	2.61	2.59	2.54	2.57	2.61
Mannington Twp.	2.06	2.21	2.16	2.41	2.33	Franklin Boro.	2.62	2.50	2.66	2.59	2.66
Oldmans Twp.	2.22	2.36	2.60	2.08	2.36	Fredon Twp.	2.82	2.48	2.45	2.37	2.47
Penns Grove Boro.	3.77	3.47	3.72	3.75	3.83	Green Twp.	2.69	2.71	2.47	2.44	2.49
Pennsville Twp.	2.37	2.51	2.50	2.43	2.49	Hamburg Boro.	2.15	2.23	2.57	2.70	2.79
Pilesgrove Twp.	2.20	2.36	2.27	2.32	2.08	Hampton Twp.	2.37	2.31	2.05	2.40	2.71
Pittsgrove Twp.	2.38	2.37	2.32	2.35	2.26	Hardyston Twp.	2.67	2.46	2.54	2.57	2.49
Quinton Twp.	2.19	1.94	2.10	2.22	2.24	Hopatcong Boro.	3.05	2.84	2.92	2.77	2.63
Salem City	3.66	3.58	3.28	3.06	3.16	Lafayette Twp.	2.21	2.23	2.15	2.36	2.38
Upper Pittsgrove Twp.	2.34	2.28	2.20	2.10	2.30	Montague Twp.	1.57	1.61	1.57	1.58	1.87
Woodstown Boro.	2.76	2.73	2.75	2.65	2.72	Newton Town	3.00	2.82	2.85	2.52	2.44
<u>SOMERSET COUNTY</u>						Ogdensburg Boro.	2.72	2.55	2.76	2.83	2.75
Bedminster Twp.	1.19	1.39	1.24	1.13	1.02	Sandyston Twp.	2.01	2.03	2.14	2.12	2.03
Bernards Twp.	2.20	2.40	1.82	1.81	1.93	Sparta Twp.	2.85	2.69	2.55	2.52	2.59
Bernardsville Boro.	2.30	2.04	1.84	1.73	1.78	Stanhope Boro.	3.14	3.02	2.65	2.47	2.63
Bound Brook Boro.	2.99	2.93	2.75	2.57	2.60	Stillwater Twp.	2.65	2.50	2.32	2.46	2.40
Branchburg Twp.	1.90	1.93	1.85	1.93	1.85	Sussex Boro.	2.90	2.91	2.48	2.65	2.88
Bridgewater Twp.	2.54	2.42	2.36	2.25	2.23	Vernon Twp.	2.59	2.41	2.33	2.26	2.26
Far Hills Boro.	1.59	1.47	1.33	1.10	1.30	Walpack Twp.	2.15	.56	.80	.69	.74
Franklin Twp.	2.79	2.63	2.48	2.55	2.60	Wantage Twp.	2.54	2.35	2.45	2.40	2.61
Green Brook Twp.	2.88	2.58	2.63	2.52	2.35						
Hillsborough Twp.	2.50	2.12	2.06	2.11	2.04						

TABLE 11 (CON'T)  
EQUALIZED PROPERTY TAX RATES

UNION COUNTY	1978	1979	1980	1981	1982	WARREN COUNTY	1978	1979	1980	1981	1982
Berkeley Heights Twp.	2.14	1.99	2.10	1.86	1.98	Allamuchy Twp.	1.75	1.60	1.78	1.66	1.75
Clark Twp.	2.81	2.56	2.36	2.59	2.28	Alpha Boro.	1.95	2.10	1.68	2.08	2.19
Cranford Twp.	2.77	2.61	2.45	2.54	2.52	Belvidere Town	2.49	2.64	2.47	2.43	2.93
Elizabeth City	4.06	3.77	3.49	3.45	3.63	Blairstown Twp.	.69	.55	.84	.54	.55
Fanwood Boro.	2.89	3.03	2.84	2.75	2.87	Franklin Twp.	2.08	1.66	2.28	2.04	2.17
Garwood Boro.	2.79	2.79	2.66	2.64	2.49	Frelinghuysen Twp.	2.25	2.06	2.09	2.08	2.20
Hillside Twp.	3.39	3.42	3.32	3.26	3.32	Greenwich Twp.	2.13	1.94	2.00	2.03	2.19
Kenilworth Boro.	2.09	2.03	1.81	2.09	2.00	Hackettstown Town	2.86	2.71	2.57	2.49	2.45
Linden City	1.62	1.53	1.45	1.59	1.51	Hardwick Twp.	1.97	1.98	1.85	2.20	1.96
Mountainside Boro.	2.36	2.16	1.99	2.09	2.02	Harmony Twp.	2.18	1.97	1.93	2.18	2.20
New Providence Boro.	2.86	2.59	2.48	2.35	2.58	Hope Twp.	2.19	2.02	1.92	2.20	1.84
Plainfield City	3.94	3.83	3.58	3.64	3.61	Independence Twp.	2.31	1.79	2.07	2.10	2.26
Rahway City	3.02	3.18	3.15	3.08	3.23	Knowlton Twp.	2.55	2.11	2.00	2.24	2.07
Roselle Boro.	3.16	3.14	3.00	2.92	2.98	Liberty Twp.	2.14	2.03	2.13	2.15	2.24
Roselle Park Boro.	2.83	2.98	2.68	2.74	2.77	Lopatcong Twp.	2.26	2.26	1.95	2.06	2.24
Scotch Plains Twp.	2.83	2.81	2.65	2.57	2.56	Mansfield Twp.	2.04	2.10	2.31	2.26	2.30
Springfield Twp.	2.60	2.49	2.43	2.32	2.38	Oxford Twp.	2.21	2.16	2.57	2.41	2.56
Summit City	2.38	2.09	1.95	1.92	1.83	Pahaquarry Twp.	.73	.66	.64	.55	.59
Union Twp.	2.34	2.24	1.98	2.14	2.13	Phillipsburg Town	2.57	2.67	2.73	2.63	2.75
Westfield Town	2.67	2.53	2.43	2.38	2.37	Pohatcong Twp.	2.05	1.92	1.98	1.98	2.10
Winfield Twp.	9.13	9.35	10.23	10.02	10.83	Washington Boro.	2.74	2.58	2.41	2.50	2.74
						Washington Twp.	2.33	2.04	2.35	2.24	2.24
						White Twp.	1.53	1.55	1.43	1.62	1.71



TABLE 12: FINANCES OF MUNICIPALLY OPERATED UTILITIES

This table reports the revenues and expenditures of municipally operated utilities in summary since 1978 and in detail for 1982. These operations are independent of the municipality and are not shown in the municipal data on the preceding pages.

	Utility Type Codes:	1-Water	2-Sewer	3-Airport	4-Beach Front	5-Water & Sewer	6-Harbor	7-Electric	8-Parking	9-Swimming Pool	TOTAL REVENUE	TOTAL EXPENDITURES
		SURPLUS ANTICIPATED	OPERATING INCOME	FROM PROPERTY TAXES		SURPLUS TO MUNICIPALITY	OPERATING COSTS	DEBT SERVICE	CAPITAL IMPROVEMENTS			
		Absecon City	2	62,904.70	484,173.93		284,842.70	237,562.00			547,078.63	522,404.70
A		Atlantic City, City	1		98,859.77			68,284.58			98,859.77	68,284.58
T		Atlantic City, City	3		1,178,179.22		595,731.14	17,431.44			1,178,179.22	623,162.58
I		Brigantine City	5	73,014.74	1,623,083.55		1,144,029.41	444,031.73	53,788.65	100,000.00	1,696,098.29	1,641,849.79
A		Egg Harbor City	5		273,349.88		248,154.29	45,295.58			273,349.88	293,449.87
N		Galloway Twp.	2	315,000.00	413,795.72		356,315.00	323,120.89			728,795.72	679,435.89
T		Hammonton Town	1	74,142.31	486,556.06		280,200.00	155,341.04	41,496.47		560,698.37	477,037.51
I		Hammonton Town	2	126,347.38	455,798.75		346,200.00	163,915.58	50,000.00		582,146.13	560,115.58
C		Margate City, City	5	50,000.00	1,368,687.51						1,418,687.51	
		Margate City, City	9				1,189,100.00	34,545.87				1,223,645.87
		Pleasantville City	2	409,823.72	913,632.53		944,576.91	250,758.26	50,000.00		1,323,456.25	1,245,335.17
		Ventnor City, City	5		2,220,476.44		2,405,660.05		15,000.00		2,220,476.44	2,420,660.05
		Allendale Boro.	1	70,000.00	377,575.30		215,479.34	20,170.00	31,699.00		447,575.30	267,348.34
		Cresskill Boro.	9	32,750.00	118,550.84		130,550.00				151,300.84	130,550.00
		Elmwood Boro.	1		702,886.15		613,799.46	114,206.95			702,886.15	728,006.41
		Emerson Boro.	2	16,592.04	230,405.61		231,592.04				246,997.65	231,592.04
*		Englewood City	0		91,018.59		107,094.67				91,018.59	107,094.67
		Fair Lawn Boro.	1		1,976,699.38		1,860,482.11		115,000.00		1,976,699.38	1,975,482.11
		Garfield City	1		841,962.95		861,541.75	71,009.30	5,000.00		841,962.95	937,551.05
		Hackensack City	8	39,000.00	464,857.91		188,265.32	136,830.91	7,448.68		503,857.91	332,544.91
		Hillsdale Boro.	9		256,201.32		147,313.72	131,773.50			256,201.32	279,087.22
		Ho-Ho-Kus Boro.	1	92,000.00	269,936.40		195,300.00	21,133.94	60,000.00		361,936.40	276,433.94
		Leonia Boro.	9	11,837.00	123,337.18		74,337.00	47,800.00	10,000.00		135,174.18	132,137.00
		Lodi Boro.	1		833,454.48		997,807.60	124,606.89	5,000.00		833,454.48	1,127,414.49
		Lyndhurst Twp.	1	80,000.00	905,439.61		926,257.94	12,000.00	10,000.00		985,439.61	948,257.94
B		Mahwah Twp.	1	370,225.00	827,739.22		719,627.00	425,597.56			1,197,964.22	1,145,224.56
E		Mahwah Twp.	2	642,935.00	72,334.25		174,860.00	450,075.00			715,269.25	624,935.00
R		Maywood Boro.	9	12,812.75	117,179.46		90,115.00	44,198.75			129,992.21	134,313.75
G		Moonachie Boro.	2	9,600.09	149,925.29	15,860.62	221,090.71				175,386.00	221,090.71
E		North Arlington Boro.	1		800,313.32		579,264.73	11,047.59			800,313.32	590,312.32
N		North Arlington Boro.	2				166,097.50					166,097.50
		Oakland Boro.	1		579,565.15	72,293.49	590,556.72	64,126.29	59,500.00		651,858.04	714,183.01
		Oakland Boro.	2	72.83	40,429.24	50,427.56	91,536.46	337.50			90,929.63	91,873.96
		Palisades Park Boro.	9	95,665.00	291,693.31		244,368.84	49,596.16	9,500.00		387,358.31	303,465.00
		Paramus Boro.	2		1,608,848.27		1,039,906.20	454,846.28	60,000.00		1,608,848.27	1,554,752.48
		Paramus Boro.	9	1,024.00	207,746.21		142,274.00	68,850.10	2,000.00		208,770.21	213,124.10
**		Paramus Boro.	0	85,206.00	574,735.48		300,567.87	293,338.13	2,000.00		659,941.48	595,906.00
		Park Ridge Boro.	1		651,420.85		510,647.00	78,317.60	28,000.00		651,420.85	616,964.60
		Park Ridge Boro.	7	37,000.00	2,494,382.73		2,328,484.00	71,275.18	70,000.00		2,531,382.73	2,469,759.18
		Park Ridge Boro.	9	9,400.00	92,758.72		57,750.00	26,450.00	16,200.00		102,158.72	100,400.00
		Ramsey Boro.	5	197,520.00	1,081,652.87		840,800.00	242,475.00	60,000.00		1,279,172.87	1,143,275.00
		Ramsey Boro.	9	4,166.00	129,548.88		126,166.00		500.00		133,714.88	126,666.00
		Ridgefield Boro.	9	19,156.67	122,654.25		90,500.00	46,856.67			141,810.92	137,356.67
		Ridgefield Park Village	9	49,500.00	104,690.90		64,038.63	51,532.50			154,190.90	115,571.13
		Ridgewood Village	1		2,494,192.77		2,217,923.85	326,735.15	38,000.00		2,494,192.77	2,582,659.00
		Ridgewood Village	8	14,381.00	199,585.65		193,570.06	5,815.94	2,500.00		213,966.65	201,886.00
***		Ridgewood Village	0	23,829.00	145,135.84		171,597.45		3,351.55		168,964.84	174,949.00
		Saddle Brook Twp.	1		1,082,126.68		1,279,828.37	12,280.00			1,082,126.68	1,292,108.37
		Waldwick Boro.	1		371,036.91		328,687.00		12,500.00		371,036.91	341,187.00
		Wallington Boro.	1		392,041.34		411,430.59	39,240.00			392,041.34	450,670.59
		Wyckoff Twp.	2	21,000.00	328,850.16		342,191.66				349,850.16	342,191.66
		* Recreation										
		** Golf Utility										
		*** Park Utility										

TABLE 12: FINANCES OF MUNICIPALLY OPERATED UTILITIES - CONTINUED

		SURPLUS ANTICIPATED	OPERATING INCOME	FROM PROPERTY TAXES	SURPLUS TO MUNICIPALITY	OPERATING COSTS	DEBT SERVICE	CAPITAL IMPROVEMENTS	TOTAL REVENUE	TOTAL EXPENDITURES
	Bordentown City	1	83,000.00	586,260.90		525,902.92	134,847.67	4,000.00	669,260.90	664,750.59
	Bordentown City	2	246,000.00	435,500.48		718,790.00	29,159.17		681,500.48	747,949.17
	Bordentown Twp.	2	100,708.55	473,867.17		280,705.54	214,051.92	23,000.00	574,575.72	517,757.46
	Burlington City	1		270,285.40	425,670.96	669,700.00	26,256.36		695,956.36	695,956.36
	Burlington City	2	110,000.00	123,895.47		239,231.17			233,895.47	239,231.17
	Burlington Twp.	1		583,936.48	172,663.26	423,175.84	333,423.90		756,599.74	756,599.74
B	Burlington Twp.	2	65,000.00	919,764.88		566,589.75	393,301.25		984,764.88	959,891.00
U	* Evesham Twp.	0	63,000.00	368,545.44		292,476.50		5,023.50	431,545.44	297,500.00
R	Fieldsboro Boro.	1	1,000.00	31,996.21		22,668.14			32,996.21	22,668.14
L	Fieldsboro Boro.	2	11,500.00	32,512.65		37,783.00			44,012.65	37,783.00
I	Florence Twp.	5	98,070.00	641,870.24		411,575.57	165,404.25	7,649.58	739,870.24	584,629.40
N	Maple Shade Twp.	1	41,169.06	808,718.18		687,337.69	201,732.96		849,887.24	889,070.65
G	Maple Shade Twp.	2	52,000.00	654,488.51		557,709.49	123,385.12		706,488.51	681,094.61
T	Medford Twp.	5	221,840.00	840,894.40		534,066.25	261,527.17	65,000.00	1,062,734.40	860,593.42
Q	Medford Lakes Boro.	2		209,894.43	28,690.81	233,668.65	29,841.40	8,500.00	236,585.24	272,010.05
N	Moorestown Twp.	1	268,224.00	959,685.63		761,857.18	243,988.18	31,086.00	1,227,909.63	1,036,931.36
	Moorestown Twp.	2	152,114.00	586,804.65		429,907.27	166,900.87	72,624.00	738,918.65	669,432.14
	Palmyra Boro.	2	9,522.47	174,754.02		168,022.57		2,000.00	184,276.49	170,022.57
	Pemberton Boro.	5	15,070.00	138,212.61	10,000.00	134,924.55	13,877.64		153,212.61	158,802.19
	Pemberton Boro.	7	25,050.00	448,477.02		435,050.00		10,000.00	473,527.02	445,050.00
	Pemberton Twp.	1	30,525.93	577,755.36	36,221.00	338,600.10	138,667.77		644,502.29	477,267.87
	Pemberton Twp.	2	487,574.44		11,936.51		499,510.95		499,510.95	499,510.95
	Barrington Boro.	2		237,898.80		198,424.98	12,700.00		237,898.80	211,124.98
	Bellmawr Boro.	1	21,000.00	375,296.95		296,218.00	69,558.50		396,296.95	365,776.50
	Berlin Boro.	1	20,000.00	403,948.78		372,447.92	87,705.84	8,300.00	423,948.78	468,453.76
	Berlin Boro.	2	43,300.00	321,931.91		244,723.80	94,768.01	34,000.00	365,231.91	373,491.81
	Brooklawn Boro.	1	10,000.00	78,031.36		86,916.41	12,605.42	23,000.00	88,031.36	122,521.83
C	Camden City	1	208,879.82	2,235,136.01		2,234,960.58	379,060.85		2,444,015.83	2,614,021.43
A	Camden City	2		4,334,326.65		3,921,908.87	653,815.88		4,334,326.65	4,575,724.75
M	Cherry Hill Twp.	2	303,000.00	3,443,918.43		2,627,734.00	737,334.58	28,500.00	3,746,918.43	3,393,568.58
D	Clementon Boro.	1	10,000.00	275,637.42		233,700.00	51,608.64	5,000.00	285,637.42	290,308.64
E	Collingswood Boro.	1	74,000.00	511,296.40		455,456.32	108,908.33	25,000.00	585,296.40	589,364.65
N	Collingswood Boro.	2	45,135.00	566,598.11		560,202.50	21,932.50	5,000.00	611,733.11	587,135.00
	Gloucester City, City	1	61,053.51	583,648.64		440,690.00	20,460.00	50,000.00	644,702.15	511,150.00
	Haddon Twp.	5	33,600.00	853,702.60		555,064.56	300,412.94	127,000.00	887,302.60	982,477.50
	Haddonfield Boro.	5	100,000.00	1,072,604.72		895,150.00	198,838.17	40,000.00	1,172,604.72	1,133,988.17
	Lawnside Boro.	2		148,330.83	2,568.70	122,930.00	30,273.58		150,899.53	153,203.58
	Mount Ephraim Boro.	1	69,000.00	188,475.42		179,400.00		2,500.00	257,475.42	195,400.00
	* Pennsauken Twp.	0		8,432.64		6,500.00			8,432.64	6,500.00
	Somerdale Boro.	2	20,000.00	192,088.98		198,700.00		10,000.00	212,088.98	208,700.00
	Voorhees Twp.	2	76,150.34	1,064,257.33		582,800.00	577,754.22	100.00	1,140,407.67	1,160,654.22
	Winslow Twp.	2	102,389.00	919,589.24		332,720.00	349,016.39		1,021,978.24	681,736.39
	Avalon Boro.	5	260,210.00	794,656.37		577,259.00	77,147.50	152,500.00	1,054,866.37	806,906.50
C	Cape May City	5	365,800.00	1,084,549.32		962,441.61	189,619.89	76,250.00	1,450,349.32	1,228,311.50
A	Cape May Point Boro.	5	14,000.00	134,881.54		104,900.00		12,000.00	148,881.54	116,900.00
P	Ocean City, City	2	11,351.35	52,179.15		300.00	63,230.50		63,530.50	63,530.50
E	Sea Isle City, City	5	82,758.00	729,108.88		590,500.00	233,958.00	5,300.00	811,866.88	829,758.00
	Stone Harbor Boro.	1	80,275.00	247,514.52		151,700.00	101,220.76	33,150.00	327,789.52	286,070.76
M	West Cape May Boro.	2	2,900.00	50,063.06		52,448.55			52,963.06	52,448.55
A	West Wildwood Boro.	1	12,400.00	61,414.39		70,000.00		3,000.00	73,814.39	73,000.00
Y	Wildwood City	1	164,000.00	2,158,198.17		1,389,036.27	450,840.39	165,000.00	2,322,198.17	2,004,876.66

\* Golf Utility



TABLE 12: FINANCES OF MUNICIPALLY OPERATED UTILITIES - CONTINUED

		SURPLUS ANTICIPATED	OPERATING FROM PROPERTY INCOME TAXES	SURPLUS TO MUNICIPALITY	OPERATING COSTS	DEBT SERVICE	CAPITAL IMPROVEMENTS	TOTAL REVENUE	TOTAL EXPENDITURES
C	Bridgeton City	5	975,000.00	2,351,442.17	2,802,434.50	90,597.08	226,000.00	3,326,442.17	3,119,031.58
U	Millville City	1	75,000.00	831,326.23	723,698.41	112,551.59	30,250.00	906,326.23	866,500.00
M	Millville City	2	18,900.00	1,049,594.91	865,550.00	223,800.00	73,500.00	1,142,269.11	1,162,850.00
	Millville City	3		129,451.17	209,099.00		3,001.00	212,100.00	212,100.00
	Vineland City	5		1,452,279.76	1,024,300.00	192,373.50	202,000.00	1,452,279.76	1,418,673.50
	Vineland City	7		24,782,022.27	21,504,850.00	1,210,856.75	1,524,700.00	24,782,022.27	24,240,406.75
	Belleville Twp.	1		972,908.83	1,116,865.60			1,116,317.06	1,116,865.60
	Bloomfield Twp.	1	50,000.00	1,783,902.18	1,548,717.00	62,871.25		1,833,902.18	1,611,588.25
	Caldwell Boro. Twp.	1		332,731.42	372,752.67			332,731.42	372,752.67
	Caldwell Boro. Twp.	2		648,961.75	516,269.09	107,597.32		648,961.75	623,866.41
	Cedar Grove Twp.	1	188,370.15	731,276.14	490,165.00	263,800.70	38,000.00	919,646.29	791,965.70
	Cedar Grove Twp.	2	133,540.00	283,042.05	305,308.00	24,485.00	43,700.00	416,582.05	373,493.00
	Cedar Grove Twp.	9	32,141.00	129,278.81	102,526.00	23,490.00	10,900.00	161,419.81	136,916.00
	East Orange City	1	500,000.00	3,654,727.47	200,000.00	108,683.88	100,000.00	4,154,727.47	3,793,683.88
	Essex Fells Twp.	1	278,758.00	859,358.66	854,403.00		50,000.00	1,138,116.66	904,403.00
	Fairfield Twp.	1	87,000.00	564,451.33	214,650.56	298,825.44	102,500.00	651,451.33	615,976.00
	Fairfield Twp.	2	149,000.00	1,229,595.19	911,583.91	501,642.09		1,378,595.19	1,413,226.00
	Fairfield Twp.	9	1,800.00	93,371.57	53,160.00	61,834.05	7,474.20	95,171.57	122,468.25
E	Glen Ridge Boro. Twp.	1	21,000.00	319,669.30	329,340.00		33,500.00	340,669.30	362,840.00
S	Livingston Twp.	1		1,070,175.82	901,708.43	44,217.50	124,672.77	1,070,175.82	1,070,598.70
S	Livingston Twp.	9	55,000.00	153,966.00	149,843.00		60,157.00	208,966.00	210,000.00
E	Maplewood Twp.	9		260,618.33	181,250.77	62,012.00	4,500.00	260,618.33	247,762.77
X	Montclair Twp.	1	199,749.59	1,753,903.86	1,692,745.48	128,282.26		1,953,653.45	1,821,027.74
	Newark City	1	1,078,830.65	22,857,299.38	18,613,158.52	1,111,796.48	7,122,302.51	23,936,130.03	26,847,257.51
	North Caldwell Twp.	1		281,265.93	315,638.75	14,312.50		281,265.93	329,951.25
	North Caldwell Twp.	9	2,830.95	128,161.38	60,634.63	80,040.73	33,000.00	130,992.33	173,675.36
	Nutley Twp.	1	30,000.00	984,664.77	939,625.00	14,973.86	5,000.00	1,014,664.77	959,598.86
	Orange City Twp.	1	17,000.00	1,107,733.80	1,071,779.00	143,860.23		1,124,733.80	1,215,639.23
	Roseland Boro.	1		421,029.23	369,655.00	53,903.50		423,558.50	423,558.50
	Roseland Boro.	2		206,108.60	222,504.00	30,057.17		252,561.17	252,561.17
	South Orange Vill. Twp.	1	54,000.00	1,021,382.82	1,132,359.00	80,802.12	15,000.00	1,075,382.82	1,228,161.12
	Verona Twp.	1	202,517.50	684,791.11	604,059.00	90,458.50	5,000.00	887,308.61	819,517.50
	Verona Twp.	9	18,690.00	190,409.86	108,080.31	77,509.69	12,900.00	209,099.86	198,490.00
	West Caldwell Twp.	1		552,320.67	606,547.60	49,045.47		594,164.27	655,593.07
	West Caldwell Twp.	9	10,000.00	279,460.02	195,618.15	53,774.32	10,000.00	289,460.02	259,392.47
	West Orange Twp.	9		98,067.00	76,580.00	41,400.00		126,627.00	117,980.00
	Clayton Boro.	1	13,500.00	268,855.39	125,146.41	77,776.04		282,355.39	202,922.45
	Deptford Twp.	2		9,220.95				9,220.95	
	East Greenwich Twp.	1		125,252.06	102,025.66		72,000.00	162,052.06	174,025.66
	Glassboro Boro.	5	277,177.00	1,166,755.39	1,079,171.18	257,480.56	40,000.00	1,443,932.39	1,376,651.74
G	Greenwich Twp.	1		139,912.03	154,172.74	10,000.00	6,500.00	151,387.03	170,672.74
L	Harrison Twp.	2	18,000.00	126,263.58	124,480.78	40,233.36		144,263.58	164,714.14
O	National Park Boro.	1	21,653.00	78,033.02	75,599.18	6,532.58	12,800.00	99,686.02	94,931.76
U	Newfield Boro.	1	15,000.00	104,136.61	54,810.00	42,071.77	6,000.00	119,136.61	102,881.77
C	Paulsboro Boro.	5	120,000.00	500,496.75	464,300.00	101,755.00	10,000.00	620,496.75	576,055.00
E	Pitman Boro.	5	33,263.36	505,161.43	578,247.96	79,840.12	47,025.39	538,424.79	705,113.47
S	Swedesboro Boro.	5	30,030.00	281,311.57	233,340.81	37,583.84	9,500.00	311,311.57	280,424.65
T	Wenonah Boro.	1	40,000.00	68,976.35	55,129.00		27,665.70	108,976.35	82,794.70
E	Wenonah Boro.	2	65,950.00	100,982.58	71,693.00	11,557.00	10,000.00	166,932.58	93,250.00
R	West Deptford Twp.	5	247,873.41	1,570,062.79	1,188,146.40	589,566.90	38,000.00	1,817,936.20	1,815,713.30
	Westville Boro.	1	93,136.59	365,474.67	322,427.54	100,552.95	7,883.18	458,611.26	430,863.67
	Woodbury City	5	269,629.71	1,532,362.98	1,269,329.71	233,325.63	50,000.00	1,801,992.69	1,552,955.34
	Woodbury Heights Boro.	1	6,579.37	115,910.47	104,285.17	27,845.48		122,489.84	132,130.65
	Woodbury Heights Boro.	2	34,149.17	169,752.36	231,092.43			203,901.53	231,092.43

TABLE 12: FINANCES OF MUNICIPALLY OPERATED UTILITIES - CONTINUED

			SURPLUS ANTICIPATED	OPERATING INCOME	FROM PROPERTY TAXES	SURPLUS TO MUNICIPALITY	OPERATING COSTS	DEBT SERVICE	CAPITAL IMPROVEMENTS	TOTAL REVENUE	TOTAL EXPENDITURES
H U D S O N	Bayonne City	5	586,407.93	4,011,691.41		100,000.00	3,203,500.00	574,536.33	150,000.00	4,598,099.34	4,028,036.33
	East Newark Boro.	1		38,519.76	3,000.00		63,982.03			41,519.76	63,982.03
	Harrison Town	1	78,000.00	906,943.09			787,000.00			984,943.09	787,000.00
	Hoboken City	1	430,916.76	2,393,960.81		440,000.00	2,313,607.00	146,343.76		2,824,877.57	2,899,950.76
	Hoboken City	2	210,627.99	1,138,944.69			1,039,832.00	483,675.99		1,349,572.68	1,523,507.99
	Jersey City, City	1	100,000.00	13,291,916.07			8,718,944.30	4,976,929.37	200,000.00	13,391,916.07	13,895,873.67
	Kearny Town	1		1,526,734.85			2,208,992.88	117,668.33		1,526,734.85	2,326,661.21
	North Bergen Twp.	9	20,000.00	183,252.67			153,778.47	62,221.57	5,000.00	203,252.67	221,000.04
	Secaucus Town	9	5,487.00	222,468.60			246,396.11			227,955.60	246,396.11
	West New York Town	9	5,800.43	37,786.87			46,439.42			43,587.30	46,439.42
	Bloomsbury Boro.	1		40,075.53			41,430.31	4,464.28		40,075.53	45,894.59
	Clinton Town	1	50,000.00	357,468.96			275,535.00	166,420.43		407,468.96	441,955.43
	Clinton Town	2	92,635.51	501,779.63			348,735.00	134,900.51	24,500.00	594,415.14	508,135.51
H U N T E R D O N	Flemington Boro.	1	126,348.00	172,167.30			151,938.00	62,048.00	69,320.00	298,515.30	283,306.00
	Frenchtown Boro.	2	27,577.67	98,925.04			72,400.00	32,677.67	10,000.00	126,502.71	115,077.67
	Glen Gardner Boro.	1		33,344.91			33,779.74	1,887.50	1,000.00	33,344.91	36,667.24
	Glen Gardner Boro.	0		27,009.56			27,009.56			27,009.56	27,009.56
	Hampton Boro.	1	24,156.00	103,508.95			51,650.00	44,708.00	15,500.00	127,664.95	111,858.00
	High Bridge Boro.	1	30,000.00	142,983.24			126,999.71	42,000.00	2,000.00	172,983.24	170,999.71
	High Bridge Boro.	2	135,447.32	184,883.60			194,041.75	62,174.16	51,167.50	320,330.92	307,383.41
	Holland Twp.	2	4,941.13	118,436.69	13,634.35		110,754.04	36,076.45		137,012.17	146,830.49
	Milford Boro.	1	13,564.13	48,134.28			53,564.13		7,000.00	61,698.41	60,564.13
	Milford Boro.	2	2,674.67	283,061.89			134,775.77	57,898.90		285,736.56	192,674.67
	Stockton Boro.	1	6,000.00	25,556.78			17,600.68		5,000.00	31,556.78	22,600.68
	Stockton Boro.	2		65,769.58			39,090.17	35,012.15		65,769.58	74,102.32
	Hamilton Twp.	2	600,000.00	4,588,439.83			2,860,774.00	1,404,410.52	200,000.00	5,188,439.83	4,465,184.52
M E R C E R	Hightstown Boro.	5	100,000.00	663,248.53			467,750.00	104,035.91	66,000.00	763,248.53	637,785.91
	Hopewell Boro.	1	18,754.00	76,386.73			67,254.00		24,000.00	95,140.73	91,254.00
	Pennington Boro.	1	20,400.00	84,072.80			76,464.83	30,140.00		104,472.80	106,604.83
	Trenton City	1	400,000.00	7,658,007.97			5,765,132.69	2,214,264.55	305,848.54	8,058,007.97	8,285,245.78
	Trenton City	2	87,720.00	4,311,607.01		234,459.00	2,115,975.00	1,896,835.81	35,186.00	4,399,327.01	4,282,455.81
	Trenton City	8		871,286.95		168,754.00	252,452.44	151,431.73	16,005.00	871,286.95	588,643.17
	Middlesex County	8		147,908.18			140,500.00			147,908.18	140,500.00
	Cranbury Twp.	1	9,430.00	81,982.76			52,480.00	12,775.00	15,000.00	91,412.76	80,255.00
	East Brunswick Twp.	1	15,000.00	1,694,404.21			1,041,306.00	667,305.57		1,709,404.21	1,708,611.57
	East Brunswick Twp.	8	1,500.00	342,611.34			130,146.00	204,000.00		344,111.34	334,146.00
	East Brunswick Twp.	9	40,118.00	46,724.00			82,516.00			86,842.00	82,516.00
	Edison Twp.	1	147,500.00	2,498,425.33			2,441,042.08	140,918.34	66,500.00	2,645,925.33	2,648,460.42
	Helmetta Boro.	1	2,139.33	43,233.34			36,139.33		1,000.00	45,372.67	37,139.33
M I D D L E S E X	Highland Park Boro.	5		979,608.58			932,561.48	50,875.00	5,000.00	979,608.58	988,436.48
	Metuchen Boro.	9	23,741.00	171,276.15			120,311.00	41,749.00	5,000.00	195,017.15	167,060.00
	Middlesex Boro.	9	24,149.13	106,993.44			81,667.00	22,603.79	15,000.00	131,142.57	119,270.79
	Milltown Boro.	1	15,000.00	225,480.23			179,181.29	43,471.00	6,000.00	240,480.23	228,652.29
	Milltown Boro.	7	276,000.00	2,538,905.15		450,000.00	2,248,831.87	19,170.00	6,517.76	2,814,905.15	2,724,519.63
	New Brunswick City	1		2,444,436.04			2,478,514.64	358,750.00	50,000.00	2,444,436.04	2,887,264.64
	North Brunswick Twp.	1	83,500.00	1,214,307.00			1,271,933.76	186,000.00		1,297,807.00	1,457,933.76
	North Brunswick Twp.	2	40,000.00	1,231,522.00			755,578.95	665,000.00		1,271,522.00	1,420,578.95
	Perth Amboy City	1		2,451,806.51			2,140,885.15	221,319.79	104,000.00	2,451,806.51	2,465,404.94
	Perth Amboy City	2		1,127,535.29			1,057,188.63	175,856.60	20,096.00	1,127,535.29	1,253,141.23
	Piscataway Twp.	2	262,450.00	2,321,146.91			1,497,399.00	743,426.51		2,583,596.91	2,240,825.51
	Sayreville Boro.	1		2,125,657.76			1,278,000.00	411,615.41	274,000.00	2,125,657.76	1,963,615.41

\* Sanitation Utility



TABLE 12: FINANCES OF MUNICIPALLY OPERATED UTILITIES - CONTINUED

		SURPLUS ANTICIPATED	OPERATING INCOME	FROM PROPERTY TAXES	SURPLUS TO MUNICIPALITY	OPERATING COSTS	DEBT SERVICE	CAPITAL IMPROVEMENTS	TOTAL REVENUE	TOTAL EXPENDITURES
	South Amboy City	1	7,403.94	456,345.43		434,125.40	20,958.12		463,749.37	425,083.52
	South Brunswick Twp.	5	1,525,757.00	4,598,257.41		3,770,439.00	1,671,380.88	10,000.00	6,124,014.41	5,451,819.88
	South Plainfield Boro.	2	280,000.00	1,836,518.14		1,342,789.07	408,275.63		1,916,518.14	1,751,064.70
	South River Boro.	1	158,561.83	804,740.62		440,100.00	394,106.83	120,000.00	963,302.45	954,206.83
	South River Boro.	2	61,820.00			61,820.00			61,820.00	61,820.00
	South River Boro.	7	578,526.50	2,763,148.10		3,270,700.00	37,826.50		3,341,674.60	3,308,526.50
	Spotswood Boro.	5	29,585.82	552,374.47		398,585.82	204,500.00	10,500.00	581,960.29	613,585.82
	Woodbridge Twp.	9	6,900.00	96,291.61	5,717.39	81,075.67	27,833.33		108,909.00	108,909.00
	Allenhurst Boro.	5		123,964.43		115,992.31	14,055.89		123,964.43	130,048.20
	Allentown Boro.	1	31,000.00	127,837.50		106,514.38	47,685.61	5,200.00	158,837.50	159,399.99
	Allentown Boro.	2	9,042.43	113,676.35		91,020.00	24,222.64	4,500.00	122,718.78	119,742.64
	Asbury Park City	1		8,693.51			3,465.50		8,693.51	3,465.50
	Asbury Park City	4	35,000.00	1,020,325.83	15,560.00	1,101,160.00			1,070,885.83	1,101,160.00
	Atlantic Highlands Boro.	5		484,702.19		397,904.32	52,695.68	11,000.00	484,702.19	461,600.00
	Atlantic Highlands Boro.	6		1,142,359.58		777,685.11	117,639.89	77,175.00	1,142,359.58	972,500.00
	Avon-By-The-Sea Boro.	5		342,322.94		246,118.31	48,130.63	27,000.00	342,322.94	321,248.94
	Belmar Boro.	5	54,083.82	1,019,725.75		727,000.00	404,374.00	38,000.00	1,073,809.57	1,169,374.00
	Bradley Beach Boro.	2	7,946.02	197,314.89		216,371.50	21,539.02		205,260.91	237,910.52
	Brielle Boro.	5	30,266.46	610,716.19		396,198.01	301,289.45	5,000.00	640,982.65	702,487.46
	Englishtown Boro.	1		73,804.41		51,131.81	15,037.50		73,804.41	66,169.31
	Englishtown Boro.	2	16,557.78	116,071.85		80,532.90	44,433.86		132,629.63	124,966.76
	Farmingdale Boro.	1	17,566.97	81,441.48		87,983.64	19,108.33		99,008.45	107,091.97
	Freehold Boro.	5	141,000.00	1,410,172.06		1,064,833.50	221,437.50	10,800.00	1,551,172.06	1,297,071.00
	Freehold Twp.	1	68,000.00	877,100.85		430,911.29	534,388.71	27,500.00	945,100.85	992,800.00
	Highlands Boro.	5		442,850.59		375,735.29	33,880.40	4,000.00	442,850.59	413,615.69
	Holmdel Twp.	2	1,900.00	319,564.14		180,584.00	102,316.00	5,000.00	321,464.14	287,900.00
	Holmdel Twp.	9	25,900.00	196,584.79		151,575.00	72,325.00	2,000.00	222,484.79	225,900.00
	Howell Twp.	2		131,400.26		110,376.10			131,400.26	110,376.10
	Kearnsburg Boro.	5		87,120.13		1,500.00	76,784.26		87,120.13	78,284.26
	Keyport Boro.	5		810,553.81		381,277.91	139,648.49	500.00	810,553.81	521,426.40
	Manalapan Twp.	1	3,075.00	28,163.33		27,175.00			31,238.33	27,175.00
	Manasquan Boro.	4	159,575.00	664,113.98		739,575.00		21,000.00	823,688.98	760,575.00
	Manasquan Boro.	5	137,273.70	390,955.19		526,476.20		6,000.00	528,228.89	532,476.20
	Marlboro Twp.	9	26,700.00	175,316.75		94,593.75	70,006.25	40,000.00	202,016.75	204,600.00
	Matawan Boro.	5	120,000.00	1,332,161.27		1,057,673.25	295,709.39	14,000.00	1,452,161.27	1,367,382.64
	Aberdeen Twp.	1		669,039.65		381,113.16	280,484.25		669,039.65	661,597.41
	Neptune Twp.	2	23,948.92	1,065,618.33		671,996.01	266,820.91		1,089,567.25	938,816.92
	Neptune City, Boro.	2	4,209.00	287,447.53		281,209.00		20,000.00	291,656.53	301,209.00
	Tinton Falls Boro.	2	145,895.00	571,455.38	25,000.00	254,300.00	437,429.00		742,350.38	691,729.00
	Hazlet Twp.	9	20,000.00	170,700.48		127,033.00	62,943.00	9,000.00	190,700.48	198,976.00
	Red Bank Boro.	5		1,267,007.70		1,052,485.22	146,452.08	9,385.00	1,267,007.70	1,208,322.30
	Red Bank Boro.	8		209,944.86		70,000.00			209,944.86	70,000.00
	Roosevelt Boro.	5		102,659.27		98,015.00	33,631.56		102,659.27	131,646.56
	Sea Girt Boro.	5	31,713.68	288,935.08		199,795.00	67,918.68	10,000.00	320,648.76	277,713.68
	South Belmar Boro.	5		204,567.93		233,403.03	12,697.50	2,000.00	204,567.93	248,100.53
	Spring Lake Boro.	5	85,966.47	593,366.95		516,185.00	62,157.00	8,000.00	679,333.42	586,342.00
	Spring Lake Hgts. Boro.	5	57,300.41	438,115.96		332,326.87	138,396.82	3,000.00	495,416.37	473,723.69
	Union Beach Boro.	1	28,700.00	281,917.09		233,800.00	62,000.00		310,617.09	295,800.00
	Wall Twp.	5		1,449,663.30		680,100.00	423,567.79	32,000.00	1,449,663.30	1,135,667.79

TABLE 12: FINANCES OF MUNICIPALLY OPERATED UTILITIES - CONTINUED

		SURPLUS ANTICIPATED	OPERATING INCOME	FROM PROPERTY TAXES	SURPLUS TO MUNICIPALITY	OPERATING COSTS	DEBT SERVICE	CAPITAL IMPROVEMENTS	TOTAL REVENUE	TOTAL EXPENDITURES
Boonton Town	1		693,468.47			512,826.32	138,796.17	16,800.00	693,468.47	668,422.49
Butler Boro.	1	1,736.00	740,306.41			697,588.08	166,358.22	2,500.00	742,042.41	866,446.30
Butler Boro.	7	450,000.00	7,288,659.69			8,212,629.00	335,065.65	1,049.13	7,738,659.69	8,548,743.78
Chatham Boro.	1	35,000.00	209,494.77			214,804.00		12,196.00	244,494.77	227,000.00
Chatham Twp.	9	10,400.00	139,723.97			114,300.00	24,800.00	1,500.00	150,123.97	140,600.00
Denville Twp.	1	56,163.18	570,716.22			522,753.18	78,360.00	76,550.00	626,879.40	677,663.18
Denville Twp.	2	40,290.00	452,780.88			236,835.00	95,344.10	38,450.00	493,070.88	370,629.10
Dover Town	1	71,000.00	687,555.25			643,012.81	146,233.84	3,000.00	758,555.25	792,246.65
Dover Town	8	25,892.45	32,623.52	47,954.59		74,336.01	26,423.42	11,000.00	106,470.56	111,759.43
East Hanover Twp.	1		278,175.83	60,197.37		183,972.63	161,542.34	3,206.27	338,373.20	348,721.24
Florham Park Boro.	1	34,176.68	356,923.31			243,220.00	99,866.29	35,500.00	391,099.99	378,586.29
Florham Park Boro.	9		66,201.45			60,662.00	6,145.00	5,500.00	66,201.45	72,307.00
Hanover Twp.	9	11,200.00	98,302.45			74,400.00		20,800.00	109,502.45	95,200.00
Harding Twp.	2		15,037.54			16,391.25			15,037.54	16,391.25
Jefferson Twp.	1		502,604.46			216,758.79	123,580.00	78,500.00	502,604.46	418,838.79
Jefferson Twp.	2		52,104.44			53,650.00		16,200.00	52,104.44	69,850.00
Kinnelon Boro.	1	19,158.94	64,599.08			42,094.94		34,000.00	83,758.02	76,094.94
Kinnelon Boro.	2		5,702.38			4,499.99			5,702.38	4,499.99
Lincoln Park Boro.	1	25,000.00	334,900.86			205,191.52	81,263.53	20,000.00	359,900.86	306,455.05
Madison Boro.	1		379,937.23			383,450.74	71,822.43		379,937.23	455,273.17
Madison Boro.	7		6,288,627.04			5,950,319.71	211,656.84		6,288,627.04	6,161,976.55
Mendham Boro.	1	33,761.00	267,578.59			189,408.00	53,413.16	11,000.00	301,339.59	253,821.16
Mendham Boro.	2	62,005.00	324,654.68			187,992.00	108,066.65	5,500.00	386,659.68	301,558.65
Mine Hill Twp.	1		51,655.22	54,500.00		70,400.00	37,100.00		106,155.22	107,500.00
Morris Twp.	2	260,739.23	1,717,493.98			1,021,213.00	824,896.00	100,000.00	1,978,203.21	1,946,109.00
Morris Twp.	8	4,500.00	15,661.08			16,050.00		6,000.00	20,161.08	22,050.00
Morris Twp.	9	15,817.15	215,062.86	27,030.83		162,193.00	87,467.84	8,250.00	257,910.84	257,910.84
Morris Plains Boro.	9	7,723.50	47,925.00			36,685.00	13,038.50		55,648.50	49,723.50
Morristown Town	3	100,000.00	1,976,113.31			1,659,946.93	401,101.04		2,076,113.31	2,061,047.97
Mountain Lakes Boro.	1		206,518.54			173,593.28	14,416.67	2,000.00	206,518.54	190,009.95
Mountain Lakes Boro.	2		175,616.45			196,984.91			175,616.45	196,984.91
Mount Olive Twp.	5		531,438.68	235,686.17		514,686.78	252,438.07		767,124.85	767,124.85
Netcong Boro.	1	19,172.00	76,810.58			91,208.64			95,982.58	91,208.64
Netcong Boro.	2	91,809.29	218,803.42			236,079.10	64,346.56		310,612.71	300,425.66
Parsippany-Troy Hills Twp.	1	50,000.00	2,069,934.97			1,537,629.19	515,188.05	16,000.00	2,119,934.97	2,068,817.24
Parsippany-Troy Hills Twp.	2		5,379,586.23			3,542,441.79	1,621,136.15	394,000.00	5,379,586.23	5,557,577.94
* Parsippany-Troy Hills Twp.	0		1,096,829.10	202,102.36		1,237,987.65	59,344.15	7,000.00	1,298,931.46	1,304,331.80
Pequannock Twp.	1	82,079.00	274,084.20			265,048.00		36,547.21	356,163.20	301,595.21
Pequannock Twp.	2		252,163.53			256,276.44	22,380.00	100.00	252,163.53	278,756.44
Riverdale Boro.	1		118,369.48	750.55		93,707.93	25,091.59	500.00	119,120.03	119,299.52
Rockaway Boro.	1		427,007.40			397,358.47	78,569.50	10,800.00	427,007.40	486,727.97
Rockaway Twp.	1		448,976.93	123,384.53		469,891.99	119,622.65	10,000.00	572,361.46	599,514.64
Roxbury Twp.	1		204,244.54	139,931.07		168,819.79	201,627.08		344,175.61	370,446.87
Roxbury Twp.	2		575,754.30	236,293.28	30,903.82	483,903.10	335,531.66		812,047.58	850,338.58
Wharton Boro.	1	108.00	237,567.92			163,108.00	47,000.00	18,588.88	237,675.92	228,696.88

\* Country Club Utility



TABLE 12: FINANCES OF MUNICIPALLY OPERATED UTILITIES - CONTINUED

		SURPLUS ANTICIPATED	OPERATING INCOME	FROM PROPERTY TAXES	SURPLUS TO MUNICIPALITY	OPERATING COSTS	DEBT SERVICE	CAPITAL IMPROVEMENTS	TOTAL REVENUE	TOTAL EXPENDITURES
Barnegat Light Boro.	5	83,200.00	279,341.07			212,200.00	40,370.61	15,000.00	362,541.07	267,570.61
Beach Haven Boro.	1	90,500.00	174,256.86			195,259.75	15,631.25	21,609.00	264,756.86	232,500.00
Beachwood Boro.	1	51,770.90	242,092.27			181,780.28	61,015.62	16,375.00	293,863.17	259,170.90
Brick Twp.	2			20,868.75			20,868.75		20,868.75	20,868.75
* Dover Twp.	0		450,405.17			408,010.31			450,405.17	408,010.31
Harvey Cedars Boro.	5	78,800.00	244,310.03			186,547.05	102,252.95	10,000.00	323,110.03	298,800.00
Island Heights Boro.	5		193,986.71			156,603.00	16,893.65	2,754.70	193,986.71	176,251.35
Jackson Twp.	1	80,000.00	43,290.20			52,209.68	74,399.51		123,290.20	126,609.19
Lakehurst Boro.	5	22,500.00	326,191.63			242,394.06	48,450.00	21,617.10	348,691.63	312,461.16
Lavallette Boro.	5	336,166.84	606,653.13			299,300.00	239,364.89	361,500.00	942,819.97	900,164.89
Lavallette Boro.	7	199,200.00	925,374.70			995,200.00			1,124,574.70	995,200.00
Long Beach Twp.	1	700.00	169,313.70			183,309.45	9,407.51	2,941.49	170,013.70	195,658.45
Ocean Gate Boro.	1	2,000.00	79,417.80			56,282.75	17,000.00	2,000.00	81,417.80	75,282.75
Ocean Gate Boro.	2	29,500.00	294,300.12			67,500.00	75,270.00	18,000.00	323,800.12	160,770.00
Pine Beach Boro.	1	1,100.00	59,769.94			37,046.29	14,531.25	2,198.15	60,869.94	53,775.69
Point Pleasant Boro.	5	112,793.00	1,483,293.02			888,334.25	784,293.00	9,090.75	1,596,086.02	1,681,718.00
Pt. Pleasant Beach Boro.	5	150,000.00	1,122,107.84			472,485.63	110,514.37	25,000.00	1,272,107.84	608,000.00
Seaside Heights Boro.	1	234,567.00	454,437.04			471,283.06	196,910.00		689,004.04	668,193.06
Seaside Heights Boro.	7	490,161.83	2,146,359.06			2,180,161.83	140,000.00	15,000.00	2,636,520.89	2,335,161.83
Seaside Park Boro.	5	100,000.00	362,584.92			416,584.92	46,000.00		462,584.92	462,584.92
Ship Bottom Boro.	5	174,700.00	351,793.67			316,700.00		125,000.00	526,493.67	441,700.00
Surf City Boro.	5	131,850.00	375,372.89			415,000.00	29,840.00	50,000.00	507,222.89	494,840.00
Barnegat Twp.	2							2,800,000.00		2,800,000.00
Clifton City	1		5,750.75				5,750.75		5,750.75	5,750.75
Haledon Boro.	1		484,309.00			448,551.24	37,383.38	5,500.00	484,309.00	491,434.62
Hawthorne Boro.	1	67,900.00	931,977.57			698,334.00	209,266.00	20,000.00	999,877.57	927,600.00
Ringwood Boro.	1	53,800.00	521,525.28			283,400.00	280,600.00	5,100.00	575,325.28	569,100.00
Totowa Boro.	1		634,977.12			481,484.38	24,105.46	15,000.00	634,977.12	520,589.84
Totowa Boro.	9		38,611.46	6,383.12		32,375.00	12,994.12		44,994.58	45,369.12
Wanaque Boro.	1		325,640.99			267,206.26	108,393.74	2,300.00	325,640.99	377,900.00
Wayne Twp.	1	200,000.00	2,203,471.43			1,559,841.00	489,326.32	50,000.00	2,403,471.43	2,099,167.32
Wayne Twp.	2	711,000.00	3,926,605.56			2,840,211.72	946,817.10	587,747.00	4,637,605.56	4,374,775.82
West Paterson Boro.	1	11,884.56	257,007.19			227,639.87	24,078.75	6,237.16	268,891.75	257,955.78
Elmer Boro.	1		93,582.20			37,300.00	50,870.05	133,300.00	93,582.20	221,470.05
Elmer Boro.	2					485.00				485.00
Oldmans Twp.	1		7,480.00	4,352.55		10,000.00	2,088.41		11,832.55	12,088.41
Pennsville Twp.	1		360,822.94	284,383.22		536,252.37		119,382.49	645,206.16	655,634.86
Salem City	5	43,223.91	547,875.06			453,670.37	102,149.63	11,000.00	591,098.97	566,820.00
Woodstown Boro.	1	51,296.87	128,005.23			90,025.00	24,271.87	50,000.00	179,302.10	164,296.87
Bedminster Twp.	2	29,551.34	236,434.58			161,930.00		48,667.00	265,985.92	210,597.00
Branchburg Twp.	2		447,756.44	103,055.54		483,304.00	200,673.48	24,800.00	550,811.98	708,777.48
Bridgewater Twp.	2	93,895.00	2,038,667.35			1,578,555.42	585,171.77		2,132,562.35	2,163,727.19
Bridgewater Twp.	9		186,866.24	119,569.00		205,379.65	111,665.00		306,435.24	317,044.65
Franklin Twp.	1	75,000.00	1,304,664.43			1,008,569.00	133,244.00	97,000.00	1,379,664.43	1,238,813.00
Green Brook Twp.	2	40,104.44	136,459.95			138,206.10	20,898.34	15,000.00	176,564.39	174,104.44
Green Brook Twp.	2	350.00	4,452.58			1,200.00			4,802.58	1,200.00
Manville Boro.	1		444,960.04			361,765.42	48,620.00	1,400.00	444,960.04	411,785.42
Peapack-Gladstone Boro.	1		444,339.37			249,256.62	36,608.71	19,000.00	444,339.37	304,865.33
Peapack-Gladstone Boro.	2		202,509.15			106,467.47	65,605.68	14,000.00	202,509.15	186,073.15
Rocky Hill Boro.	5		98,891.64	36,500.00		135,058.76	20,410.91	7,500.00	135,391.64	162,969.67
Somerville Boro.	2	48,524.55	666,114.02			736,524.55			714,638.57	736,524.55

\* Golf Utility

\*\* Sewer Utility #1

\*\*\* Sewer Utility #2

TABLE 12: FINANCES OF MUNICIPALLY OPERATED UTILITIES - CONTINUED

		SURPLUS ANTICIPATED	OPERATING INCOME	FROM PROPERTY TAXES	SURPLUS TO MUNICIPALITY	OPERATING COSTS	DEBT SERVICE	CAPITAL IMPROVEMENTS	TOTAL REVENUE	TOTAL EXPENDITURES
	Andover Boro.	1	498.76	18,337.14	1,986.87	21,352.23		1,000.00	20,822.77	22,352.23
	Branchville Boro.	1		30,694.26	28,348.01	45,500.00		8,000.00	59,042.27	53,500.00
S	Franklin Boro.	5	31,000.00	383,447.08		214,323.22	139,071.17		414,447.08	353,394.39
U	Hamburg Boro.	1	32,962.44	69,952.22		78,234.34	18,207.50	10,750.00	102,914.66	107,191.84
S	Newton Town	5	125,000.00	380,684.68		382,000.00	83,898.93		505,684.68	465,898.93
S	Ogdensburg Boro.	1	38,000.00	102,038.52		95,083.75	21,591.25		140,038.52	116,675.00
E	Sparta Twp.	1	2,000.00	5,296.21		6,600.00			7,296.21	6,600.00
X	Sparta Twp.	2	1,500.00	18,660.43		19,473.31			20,160.43	19,473.31
	Stanhope Boro.	1		145,759.04		128,141.66	1,583.34	100.00	145,759.04	129,825.00
	Stanhope Boro.	2		350,995.62		253,402.55	72,497.45	100.00	350,995.62	326,000.00
	Sussex Boro.	5	18,666.00	142,604.56		134,759.11	22,977.00	688.57	161,270.56	158,424.68
	Clark Twp.	9		137,290.19		73,569.20	86,688.33		137,290.19	160,257.53
	Cranford Twp.	9	139,134.00	714,959.53		490,398.00	193,308.72	39,050.00	854,093.53	722,756.72
	Elizabeth City	1	2,865,000.00	5,856,855.86	1,765,000.00	4,424,737.46		581,527.59	8,721,855.86	6,771,265.05
	Elizabeth City	2	300,000.00	2,266,854.10		2,778,918.85			2,566,854.10	2,778,918.85
	Hillside Twp.	9		125,847.81		101,900.00	16,559.50	500.00	125,847.81	118,959.50
U	Mountainside Boro.	7	19,350.00						19,350.00	
N	Mountainside Boro.	9		107,997.71		75,730.00	21,592.50	19,350.00	107,997.71	116,672.50
I	Plainfield City	2		1,094,814.04		979,851.00			1,094,814.04	979,851.00
O*	Plainfield City	0		213,997.53	32,698.49	248,633.00			246,696.02	248,633.00
N	Rahway City	1	24,000.00	1,686,094.44		1,558,472.13	296,006.87	8,450.00	1,710,094.44	1,862,929.00
	Roselle Park Boro.	2	143,583.00	204,552.13		213,583.00		105,000.00	348,135.13	318,583.00
	Springfield Twp.	9	24,000.00	181,351.91		159,080.00	32,160.00	2,000.00	205,351.91	193,240.00
	Summit City	2		857,385.33		705,545.34	98,688.03	23,057.62	857,385.33	827,290.99
	Union Twp.	2	1,333,134.92	238,103.44	190,539.33	1,005,800.00	160,476.37		1,571,238.36	1,356,815.70
	Westfield Town	9		233,724.69		157,750.00	72,240.00	15,010.00	233,724.69	245,000.00
W	Alpha Boro.	1		95,662.24		84,200.00			95,662.24	84,200.00
A	Alpha Boro.	2	61,616.20	110,459.45		109,100.00	47,516.20	13,000.00	172,075.65	169,616.20
R	Alpha Boro.	9		34,610.82		37,560.00			34,610.82	37,560.00
R	Belvidere Town	2	105,610.00	304,820.43		233,050.00	158,319.00	25,000.00	410,430.43	416,369.00
E	Lopatcong Twp.	2	59,294.80	137,936.69		136,273.80	23,021.00	40,000.00	197,231.49	199,294.80
N	Pohatcong Twp.	2	5,794.89	99,282.42		57,200.00	41,013.24	5,000.00	105,077.31	103,213.24

\* Transfer Station Utility

Total 1982	31,467,423	322,568,258	3,112,712	3,723,156	268,185,615	58,025,041	21,048,241	357,148,393	350,982,054
Total 1981	31,386,307	291,503,018	3,285,480	1,989,937	252,777,197	51,441,463	11,042,409	326,158,506	317,251,010
Total 1980	22,923,222	266,531,991	5,432,219	3,842,734	218,444,405	42,936,065	9,257,240	294,887,431	274,480,446
Total 1979	16,474,716	229,785,273	5,058,700	1,686,193	185,906,590	43,682,049	11,668,921	251,318,689	242,943,753
Total 1978	15,990,620	200,911,317	8,805,011	1,939,895	162,193,119	44,795,980	9,540,999	225,706,949	218,469,995



GENERAL REVENUE SHARING UTILIZATION BY ALL LOCAL UNITS OF NEW JERSEY FOR THE YEAR 1982

Depicted below are the General Revenue Sharing budgeted receipts realized in cash and interest, earned on entitlement, by the State's counties and municipalities in 1982. Also shown are the utilization of these receipts in accordance with the "priority categories" established by the "State and Local Fiscal Assistance Act of 1972."

	<u>COUNTIES</u>	<u>MUNICIPALITIES</u>	<u>GRAND TOTAL</u>
BUDGETED RECEIPTS 1982	\$ 57,307,786.17	\$ 84,938,056.74	\$142,245,842.91
INTEREST EARNED ON ABOVE	3,331,537.02	7,962,662.43	11,294,199.45
TOTAL RECEIPTS 1982	\$ 60,639,323.19	\$ 92,900,719.17	\$153,540,042.36
<u>BUDGETED EXPENDITURES</u>			
<u>Operation and Maintenance</u>			
A. Public Safety	\$ 12,865,765.20	\$ 66,852,954.94	\$ 79,718,720.14
B. Environmental Protection	34,325.00	9,184,390.77	9,218,715.77
C. Public Transportation	4,187,881.33	6,239,637.75	10,427,519.08
D. Health	33,307,634.09	303,838.87	33,611,472.96
E. Recreation	1,985,576.80	656,950.49	2,642,527.29
F. Libraries	252,864.73	631,030.03	883,894.76
G. Social Services for Aged/Poor	188,123.00	338,425.50	526,548.50
H. Financial Administration	3,116,322.33	5,157,514.58	8,273,836.91
Total Operations and Maintenance	\$ 55,938,492.48	\$ 89,364,742.93	\$145,303,235.41
<u>Capital Expenditures</u>			
Road Projects	\$ 2,721,678.71	\$ 1,010,157.44	\$ 3,731,836.15
Equipment Purchases	114,304.00	425,940.38	540,244.38
Construction and Reconstruction Buildings	1,038,451.00	760,266.99	1,798,717.99
Other Capital Improvements	289,946.00	981,665.72	1,271,611.72
Capital Improvement Fund	536,451.00	357,945.71	894,396.71
Total Capital Expenditures	\$ 4,700,830.71	\$ 3,535,976.24	\$ 8,236,806.95
TOTAL EXPENDITURES	\$ 60,639,323.19	\$ 92,900,719.17	\$ 153,540,042.36

## STATUTORY FORMS OF GOVERNMENT OF LOCAL UNITS OF NEW JERSEY

On each municipal page, under the name of the local unit, there appears the statutory form of government. An explanation of the various forms presently in operation are as follows:

Borough - an elected council usually consisting of six members with both administrative and policy making powers and an elected mayor with limited authority for administration.

Commission - (commonly referred to as the Walsh Act) is comprised of an elected governing body of three or five members (determined by population class). This body has both legislative and administrative authority.

Township Committee - an elected governing body usually consisting of three or five members with legislative and administrative authority.

Town Council - structurally similar to the borough form with a separately elected mayor and council deviating in size according to the number of wards.

Village - an elected body of five trustees with both legislative and administrative authority. (There are only (3) villages in the State at present.)

Mayor-Council - includes referendum charter forms authorized between 1897 and 1908 and special charters approved by the Legislature. Its constituency varies in size.

Council Manager Act of 1923 - an elected body of five, seven, or nine members which appoints its mayor and other officers. It appoints a municipal manager who is given authority to administer the local unit.

### OPTIONAL MUNICIPAL CHARTER LAW OF 1950

Council-Manager - an elected policy-making council of five, seven or nine members (at discretion of voters) which appoints its mayor, a municipal clerk and a municipal manager who has authority and responsibility for overall municipal administration. This form differs from the 1923 form in the greater degree of discretion in both council representation and administrative organization.

Mayor-Council - an elected policy-making body of five, seven or nine members (voter's option) and a separately elected mayor with authority and responsibility for overall administration including the appointment of a business administrator to direct the department of administration required under this plan.

Small Municipality - an elected policy-making body of three, five or seven members including a mayor elected by the voters or the council who has authority for overall administration of the unit. This form of government is limited to units with less than 12,000 persons.

### OPTIONAL COUNTY CHARTER LAW OF 1972

County Executive Plan - an elected board of chosen freeholders of five, seven or nine members and an elected county executive who is authorized to supervise, direct and control all county administrative departments.

County Manager Plan - an elected board of chosen freeholders of five, seven or nine members and an appointed county manager who is authorized to supervise, direct and control all county administrative departments.

County Supervisor Plan - an elected board of chosen freeholders of five, seven or nine members and an elected county supervisor. The legislative power is vested in the board of chosen freeholders; the executive power is exercised by the county supervisor.

County Board President Plan - an elected board of chosen freeholders of five, seven or nine members who elect a board president who presides at board meetings and oversees the work of the appointed administrator.



TABLE 13

COUNTY LOCAL HEALTH SERVICES TAX (R.S. 26:3A2-19)

These property taxes are levied in each municipality which provides local health services through agreement with the County Health Department, pursuant to the Local Health Services Act of 1975 and comprise the annual operating budget of the County Health Department.

COUNTY VOCATIONAL SCHOOL TAX (R.S. 18A:54-16.5)

These property taxes are levied pursuant to Chapter 30, Laws of 1977 for support of the County Vocational School only in third class counties with population between 70,000 and 120,000.

COUNTY LOCAL HEALTH SERVICES TAXATLANTIC COUNTY

Absecon City	\$ 38,915.05
Brigantine City	114,974.86
Buena Borough	15,384.63
Buena Vista Township	25,427.24
Corbin City, City	1,625.25
Egg Harbor City	13,660.98
Egg Harbor Township	111,988.81
Estell Manor City	6,293.19
Folsom Borough	8,956.39
Galloway Township	80,101.48
Hamilton Township	74,623.63
Hammonton Town	48,201.10
Linwood City	45,158.25
Longport Borough	43,460.67
Margate City, City	140,183.84
Mullica Township	21,488.00
Northfield City	47,738.11
Pleasantville City	48,981.28
Port Republic City	6,302.39
Somers Point City	57,359.73
Ventnor City, City	115,002.89
Weymouth Township	5,505.23

ATLANTIC COUNTY TOTAL \$ 1,071,333.00

CAMDEN COUNTY

Audubon Borough	\$ 50,992.00
Audubon Park Borough	1,337.00
Barrington Borough	40,281.00
Bellmawr Borough	68,496.00
Berlin Borough	40,160.00
Berlin Township	28,066.00
Brooklawn Borough	10,889.00
Camden City	174,939.00
Cherry Hill Township	585,786.00
Chesilhurst Borough	5,977.00
Clementon Borough	23,700.00
Collingswood Borough	70,308.00
Gibbsboro Borough	13,995.00
Gloucester City, City	53,391.00

Gloucester Township	\$ 238,917.00
Haddon Township	93,247.00
Haddon Heights Borough	50,429.00
Haddonfield Borough	120,535.00
Hi-Nella Borough	3,135.00
Laurel Springs Borough	12,315.00
Lawnside Borough	18,094.00
Lindenwold Borough	66,154.00
Magnolia Borough	21,930.00
Merchantville Borough	21,472.00
Mount Ephraim Borough	23,715.00
Oaklyn Borough	21,364.00
Pennsauken Township	236,004.00
Pine Hill Borough	32,043.00
Pine Valley Borough	527.00
Runnemede Borough	40,206.00
Somerdale Borough	26,433.00
Stratford Borough	42,182.00
Tavistock Borough	330.00
Voorhees Township	131,700.00
Waterford Township	48,739.00
Winslow Township	105,188.00
Woodlynne Borough	8,248.00

CAMDEN COUNTY TOTAL \$ 2,531,224.00

CUMBERLAND COUNTY

Bridgeton City	\$ 90,713.60
Commercial Township	23,072.70
Deerfield Township	21,066.65
Downe Township	13,748.91
Fairfield Township	25,307.88
Greenwich Township	9,389.30
Hopewell Township	33,512.04
Lawrence Township	221.64
Maurice River Township	29,612.20
Millville City	185,512.69
Shiloh Borough	3,045.60
Stow Creek Township	11,108.11
Upper Deerfield Township	65,839.22

CUMBERLAND COUNTY TOTAL \$ 529,150.00

MONMOUTH COUNTY

Allentown Borough	\$ 3,611.87
Atlantic Highlands Borough	12,109.59
Avon-By-The-Sea Borough	7,571.25
Belmar Borough	16,496.46
Englishtown Borough	2,051.43
Farmingdale Borough	3,405.50
Manasquan Borough	21,342.33
Marlboro Township	50,619.04
Neptune Township	51,132.64
Neptune City Borough	9,880.69
Roosevelt Borough	1,681.51
South Belmar Borough	3,544.04
Wall Township	58,845.65

MONMOUTH COUNTY TOTAL \$ 242,292.00

OCEAN COUNTY

Barnegat Township	\$ 57,555.76
Barnegat Light Borough	38,554.52
Bay Head Borough	43,565.63
Beach Haven Borough	66,801.91
Beachwood Borough	44,905.67
Berkeley Township	232,637.41
Brick Township	481,551.89
Dover Township	686,636.08
Eagleswood Township	12,214.33
Harvey Cedars Borough	43,556.82
Island Heights Borough	13,270.88
Jackson Township	169,405.26
Lacey Township	160,199.57
Lakehurst Borough	9,726.83
Lakewood Township	246,291.75
Lavallette Borough	75,866.72
Little Egg Harbor Twp.	102,001.85
Long Beach Township	(-943.30)
Manchester Township	228,566.58
Montoloking Borough	37,139.43
Ocean Township	45,187.15
Ocean Gate Borough	12,058.83
Pine Beach Borough	16,361.00

TABLE 13 (Con't)

COUNTY LOCAL HEALTH SERVICES TAX (con't)OCEAN COUNTY (Con't)

Plumstead Township	\$ 26,264.74
Point Pleasant Borough	153,893.85
Pt. Pleasant Beach Borough	77,734.69
Seaside Heights Borough	48,964.95
Seaside Park Borough	52,364.69
Ship Bottom Borough	48,643.81
South Toms River Borough	15,519.42
Stafford Township	156,265.75
Surf City Borough	63,574.09
Tuckerton Borough	21,161.44

OCEAN COUNTY TOTAL \$ 3,487,500.00

COUNTY VOCATIONAL SCHOOL TAX

HUDSON COUNTY  
VOCATIONAL SCHOOL TAXES

East Newark Borough	\$ 32,419.82
Guttenberg Town	212,807.58
Harrison Town	252,031.06
Hoboken City	344,687.03
Jersey City, City	1,773,462.84
Kearny Town	980,157.84
North Bergen Township	931,967.92
Secaucus Town	808,366.71
Union City, City	446,742.58
Weehawken Township	168,051.20
West New York Town	374,189.42

HUDSON COUNTY TOTAL \$ 6,324,884.00

SUSSEX COUNTY  
VOCATIONAL SCHOOL TAXES

Andover Borough	\$ 15,701.72
Andover Township	110,743.00
Branchville Borough	22,669.31
Byram Township	166,518.19
Frankford Township	113,679.76
Franklin Borough	71,986.11
Fredon Township	56,831.09
Green Township	53,760.04
Hamburg Borough	35,130.92
Hampton Township	98,306.05
Hardyston Township	112,951.12
Hopatcong Borough	312,833.66
Lafayette Township	45,076.09
Montaque Township	66,147.81
Newton Town	120,130.77
Ogdensburg Borough	55,691.22
Sandyston Township	43,946.01
Sparta Township	382,562.89
Stanhope Borough	66,755.10
Stillwater Township	82,233.75
Sussex Borough	32,514.12
Vernon Township	409,700.82
Walpack Township	1,199.61
Wantage Township	166,841.84

SUSSEX COUNTY TOTAL \$ 2,643,911.00

WARREN COUNTY  
VOCATIONAL SCHOOL TAXES

Allamuchy Township	\$ 52,711.08
Alpha Borough	26,528.73
Belvidere Town	34,663.97
Franklin Township	29,448.19
Frelinghuysen Township	25,868.92
Greenwich Township	23,364.21
Hackettstown Town	100,958.54
Hardwick Township	18,151.50
Harmony Township	37,747.17
Hope Township	23,843.84
Independence Township	43,927.59
Knowlton Township	28,235.61
Liberty Township	24,590.59
Lopatcong Township	65,086.61
Mansfield Township	67,585.16
Oxford Township	16,791.07
Pahaquarry Township	305.81
Phillipsburg Town	130,640.84
Pohatcong Township	45,778.59
Washington Borough	68,799.37
Washington Township	55,434.02
White Township	73,497.76

WARREN COUNTY TOTAL \$ 993,959.17



## GLOSSARY

ANNUAL BUDGET: the governing body of each local unit is required by law to adopt a budget for each calendar year. The law is N.J.S. 40A:4-1 et. seq., known as the "local budget law." Every municipality and county in New Jersey operates on a full cash basis.

ANNUAL DEBT STATEMENT: sworn statement filed by law by the chief financial officer of the local unit, attesting to the debt condition of the local unit. The law is N.J.S. 40A:2-1 et. seq., known as the "local bond law."

ASSESSED VALUATION: the proportional value of property assessed for real property taxation as determined by the local assessor whose jurisdiction extends over a municipal area. (See Net Valuation Taxable.)

ASSESSMENT OF TAXES: the process of levying property taxes proportioned to property value. The expenditure report line with this title includes expenditures incurred for supervision and maintenance of appraisal and assessment records, tax map preparation and maintenance, revaluation programs, and other activities of the local assessor and the County Board of Taxation.

AUTHORITIES: corporate public agencies created to perform specific functions within a local unit or region. Authorities have power to levy and collect service charges, incur debt, and operate autonomously.

AUTHORITY DEBT: indebtedness of an authority outstanding on the date specified.

BANK CORP. TAX: applies to all banks and banking associations, organized under the authority of New Jersey and whose principal place of business is New Jersey. This tax was a county and municipal tax prior to 1970. The rate was increased from 3/4% to 1 1/2% in 1970 on the value of common and preferred stock, and provision was made for the distribution of 1/2 the proceeds to state for general state purposes, the other half is equally divided by the county and municipality in which the bank(s) is located. Recently enacted legislation (c. 170 P.L. 1975) repeals the Bank Stock Tax Act and renders banks taxable under the Corporation Business Tax Act. Banks will be taxable upon their net income and net worth as in the case of corporations commencing in 1976. Distribution of this tax remains unchanged.

BOND ORDINANCE: an ordinance adopted by the governing body of the local unit providing for the authorization of bonded indebtedness and repayment obligations under N.J.S. 40A:2-1 et. seq., known as the "local bond law."

BOND RATINGS: the credit rating assigned to a municipality or county by two agencies recognized as experts in the field of appraisal of local government finances. It will be noted that all local units are not rated. At present, both services -- Moody's and Standard and Poor's -- when a bond issue is sold and if the local unit does not contract with either of the two rating organizations for a credit rating, the rating previously given is withdrawn.

CAPITAL DEBT: the long-term or short-term indebtedness authorized by bond ordinance for expenditures of a capital nature.

CAPITAL DEBT ISSUED AND OUTSTANDING: principal amount of all capital debt issued and unpaid on the date specified.

CAPITAL IMPROVEMENTS: the capital improvement expenditure data in this report includes: down payments on improvements (a 5% down payment is required in the "local bond law" when making an appropriation for improvement by ordinance), "Capital Improvement Fund" (which may be used to provide the necessary down payment or may be used to finance the improvement in whole or in part through an ordinance appropriation), and other capital improvement appropriations for capital projects or items of equipment such as fire engines, road scrapers, ambulances, etc.

CAPITAL OUTLAY: expenditures by ordinance or budget appropriation for the construction, purchase, or improvement of fixed assets such as buildings and equipment, parks and playgrounds, vehicular equipment, streets, roads, sidewalks, storm sewers, etc. (See list of Capital Outlay on individual pages of local units.)

CASH BASIS BUDGET: a balanced budget, showing that there will be sufficient cash collected during the year to meet all debt service requirements, necessary operations of the local unit, and any mandatory payments required.

CHIEF FINANCIAL OFFICER: means the Director of Revenue and Finance, Comptroller, Treasurer, Collector or other financial officer of a municipality, or the treasurer of a county.

CORRECTIONAL AND PENAL: emergency shelters for minors accused of a crime: penitentiaries, jails, and detention houses.

COUNTY: a local unit of government governed by a Board of Chosen Freeholders. The County is responsible for welfare, education, tax assessment, elections, etc. (There are 21 counties in New Jersey.)

COUNTY EQUALIZATION RATIO: the equalization ratio used by the County Board of Taxation to calculate column 11 of the County Abstract of Ratables.

COUNTY EXTENSION SERVICES: farm and home demonstrations, 4-H Clubs, and related activities.

COUNTY TAXES: the amount paid by the municipality to the county for the municipal share of the county tax levy as apportioned by the County Board of Taxation.

CURRENT FINANCES: the current financial position of a local unit as reflected in its condensed current fund balance sheet for the fiscal year reported.

DEBT LIMITATION: the statutory debt limit in New Jersey is 3 1/2% for municipalities and 2% for counties, computed on the "equalized valuation basis."

DEBT SERVICE: the payment made by the local unit of the principal, interest and other charges on the obligations issued by it whether temporary or permanent.

DEDUCTIONS (FROM GROSS DEBT TO CALCULATE NET DEBT): the "local bond law" defines the methods for calculating the deductible portion of gross capital debt. All school debt within the statutory limit is deductible. All self-liquidating or utility debt is deductible if the utility is self-sustaining. If the utility is not self-sustaining, the operating deficit is capitalized at 5% and becomes a charge against the debt limit of the municipality. The deductions from other debt come about through funds on hand, accounts receivable, and similar specific items allowable as deductions. Also bonds authorized by another Public Body to be guaranteed by the municipality are deductible.

DEFERRED CHARGES: unbudgeted expenditures, payment of prior year's bills, deferred charges to future taxation.

DELINQUENT TAXES: all taxes unpaid at the close of the year.

DISTRICT SCHOOL TAXES: Payments to the local school district, regional school district and consolidated school district for the support of the school budget.

EFFECTIVE TAX RATE: the effective tax rate is the tax rate which would apply if the property taxed were assessed at true value. Because New Jersey defines true value as market value, and conducts a statistically designed sales ratio program in order to calculate state promulgated equalization ratios, the effective property tax rate for New Jersey municipalities is the general tax rate multiplied by the equalization ratio.

ENVIRONMENTAL INSPECTION AND CONTROL: the expenditure line in this report includes these activities: code enforcement; building inspection; plumbing inspection; electrical inspection; elevator inspection; gas inspection; air conditioning inspection; heating plant inspections; housing and rooming house inspection; air pollution control; water pollution control; and sanitary inspections of nursing homes, hotels, motels, and trailer camps.



EQUALIZATION RATIO: the ratio of assessed value to true (market) value of real property.

EQUALIZED VALUATION: the true (market) value of real property, calculated by dividing the assessed value by the equalization ratio (see also State Equalized Value).

EQUALIZED VALUATION BASIS: the average of the three (3) preceding years of the sum total of: (a) the aggregate equalized valuations of real property as certified in the Table of Equalized Valuations published by the Director of the Division of Taxation of the Department of the Treasury on October 1st of each year; and (b) the assessed valuation of Class II railroad property as set forth in the Table of Equalized Valuations referred to in (a) above.

EXPENDITURES: actual cash disbursements plus amounts reserved to meet bills incurred during the year but unpaid at the close of the calendar year.

FISCAL YEAR: the fiscal year of all New Jersey counties and municipalities is the calendar year.

GENERAL TAX RATE: the general tax rate is the rate applied to the net taxable assessed valuation of a municipality to yield the required tax levy. It is the rate shown on the County Abstract of Ratables and on the tax bill. Because of varying assessment practices, it is a rate which has no meaning in comparative tax rate studies.

GROSS DEBT: includes all bonds and notes authorized or guaranteed by a local unit or a school district, whether or not issued. Does not include tax anticipation notes, emergency notes, special emergency notes, or utility revenue notes.

HEALTH SERVICES EXCEPT ENVIRONMENTAL: the municipal expenditure line in this report includes these activities: health boards and departments; physicians; visiting nurses; morgues; vital statistics; disease control; food; drug; food handling inspections; public baths; municipal child evaluation centers; municipal deprived children care; contributions to health organizations; narcotics centers; diagnostic centers; mental health and similar activities. The county expenditure line includes those of these activities not reported as a separate activity.

HUMAN RESOURCES: the expenditure line in this report includes activities such as those for youth, aging, Senior Citizens, child care centers, anti-poverty programs, head-start programs, etc.

LAND RECLAMATION AND CONSERVATION: the municipal expenditure line in this report includes these activities: water policy and conservation; flood prevention and damage; and conservation of natural resources.

LINE ITEM: a budget line item is an appropriation or a specific anticipated revenue. A property line item is an entry on the tax rolls.

LOCAL PURPOSE TAXES: the amount of taxes assessed to support the municipal budget (i.e. to operate and maintain the municipality and provide for municipal debt service.)

LOCAL UNIT: a county or municipality.

MOODY RATING: the Moody Rating is the credit rating given by the Moody's Investors Service.

MUNICIPAL FUNCTIONS: expenditures necessary to operate the municipality and provide the services required.

MUNICIPAL PUBLIC UTILITY: an agency created to perform specific functions within a municipal, county, or regional area. Operations are separate and distinct from the local unit, but not autonomous with respect to it. There are now eleven types of municipal utilities in New Jersey: airport, beach, water, water and sewer, sewer, harbor, electric, parking, swimming pool, golf course and sanitation.

MUNICIPALITY: a municipal corporation (there are no unincorporated territories in New Jersey). The name of a New Jersey municipality (i.e., city, town, township, borough, or village) does not indicate size, population or form of government.

NET DEBT: the amount of authorized debt remaining after statutory deductions are taken. The present law limits the amount of net debt for municipalities to 3 1/2% of equalized valuation basis for the sum of municipal and school debt. The present law limits the amount of net debt for counties to 2% of equalized valuation basis.

NET VALUATION ON WHICH COUNTY TAXES ARE APPORTIONED: this figure is taken from column 11 of the County Abstract of Ratables. It includes the County equalization of net valuation taxable, plus several statutory adjustments, plus an equivalent valuation for the business personalty taxes collected and replaced by the State.

NET VALUATION TAXABLE: the assessed valuation of real property, excluding Class II railroad property, over which property taxes are levied. Telephone and telegraph equipment are assessed locally, and are included in this figure.

OTHER JUDICIAL: court attendants and services of court reporters.

OTHER PUBLIC WORKS: the expenditure line in this report includes these activities: motor vehicle maintenance and fueling; public works equipment purchase and maintenance; general administration of public works; recreational flying fields; transportation capital expenditures; marine and harbor improvements; water system and improvements; feasibility studies; and purchase of municipal utilities.

OTHER REVENUES, REVENUE SHARING TAX EFFORT: includes realized alcohol beverage licenses, interest and costs on taxes and building permits, as well as any other miscellaneous licenses and permits reported in the budget.

PARCEL: a parcel is a piece of property entered on the tax map as one unit and carried on the tax rolls for assessment and tax collection purposes as one unit.

PER CAPITA FIGURES: computations are based upon the estimated population for the report year. Care should be taken in using these figures for comparative purposes, since all services included are not necessarily provided to the residential population for the report year. Future research is planned to find a better measurement for cost comparisons.

PLANNING, HOUSING AND DEVELOPMENT: the expenditure line in this report includes these activities: zoning; urban renewal; housing; planning; economic development; industrial commissions; physical rehabilitation; model cities programs; boards of adjustment; tidelands and meadowlands development; urban development; and community planning.

POPULATION: The July 1, 1982 State of New Jersey Department of Labor and Industry estimated population figures including all amendments made to the official 1980 Census of population conducted by the U.S. Department of Commerce, Bureau of Census.

PROPERTY ACQUIRED BY DEED OR FORECLOSURE: (often referred to as foreclosed property.) When property taxes are unpaid, the collector is required by law to sell the property for non-payment of taxes. If there is no outside purchaser, the property is acquired by the municipality and the tax title lien is vested in the municipality. After 6 months from the date of the tax title lien sale, the municipality is permitted by law to foreclose the property owner's right of redemption of the lien and, thus, acquire title to the property.

RATABLE: a ratable is a taxable parcel of real property.

RESERVE FOR UNCOLLECTED TAXES: an item in the municipal budget which is designed to insure the municipality sufficient cash with which to carry out its functions after providing in full to other governmental units -- local schools, county and special districts. This reserve becomes a tax levy added to the tax levy required to meet the budget, and represents the amount of tax monies expected to remain uncollected at the end of the year, based on the collection level of the previous year.



REVENUES: monies which were received during the calendar year. Surplus revenue may be in part offset by deferred charges and State Aid may be represented by State funds set aside as a reserve but not yet paid over.

SPECIAL DISTRICTS: independent governmental corporations created within a local municipal unit to provide definite functions and having power to tax, impose service charges and incur debt. They are autonomous, and their officials are usually elected, not appointed.

STANDARD AND POOR RATING: the Standard and Poor Rating is the credit rating given by the Standard and Poor Company.

STATE AID: revenues represent amounts received from the State under the several State Aid programs authorized by the State Legislature. These include State road aid, highway lighting, building allowances for Type I Schools and others.

STATE AND LOCAL FISCAL ASSISTANCE ACT OF 1972 (Revenue Sharing): in general, funds received by units of local government from the federal government, and may be used only for priority expenditures, maintenance and operating expenses for (1) Public safety, environmental protection, public transportation, health, recreation, libraries, social services for the poor and aged, and financial administration; (2) Ordinary and necessary capital expenditures authorized by law. These utilizations are included in the report.

STATE EQUALIZATION RATIO: the equalization ratio promulgated by the Director of the Division of Taxation on October 1st of each year.

STATE EQUALIZED PROPERTY TAX RATES: derived by multiplying the general tax rate by the ratio of assessed value to true value (see table).

STATE EQUALIZED VALUE: the item reported in this report is calculated by dividing the net valuation taxable by the State Equalization Ratio to arrive at true value.

STATE EQUALIZED VALUATION: is promulgated by the Director of Taxation and represents a uniform computation of property value by formula designed to provide equitable distribution of State Aid programs.

STATUTORY: this term is used to identify a situation established by law. For example: a statutory expenditure is one required by law.

TAX RATE: means the general tax rate applicable to all taxable property. It is derived by dividing the total tax levy by the net valuation taxable. All tax rates shown are based upon \$100 valuation.

TAX TITLE LIENS: this asset is created as a result of sale by municipality for non-payment of real estate taxes, delinquent assessments, utility charges or special district taxes.

TYPE I SCHOOL DEBT SERVICE: the amount of principal and interest included in the budget of the municipal corporation for payment of debt for school structures in Type I (formerly called Chapter VI) School Districts.

VETERAN AND SENIOR CITIZEN TAXES: veterans and senior citizens receive a special property tax deduction on their tax bill in the amount of \$50 for veterans and \$160 for senior citizens. Taxes were formerly levied by municipalities to cover the costs of these deductions, with State reimbursement for one-half of the allowed deductions. In 1976, the State assumed this obligation in its entirety; taxes are no longer levied by municipalities for these deductions.

WEIGHTS AND MEASURES: county and local inspections of weighing and measuring equipment and related law enforcement.





