


**New Jersey State Police
Uniform Crime Reporting Unit**

2006



New Jersey Carjacking Offense Report

For the year ending December 31, 2006.



FOURTEENTH ANNUAL CARJACKING OFFENSE REPORT 2006

Honorable Anne Milgram

Attorney General
State of New Jersey

Colonel Joseph R. Fuentes

Superintendent
New Jersey State Police

Captain Robert J. Plaza

Commanding Officer
Identification and Information Technology Section
New Jersey State Police

Chief John Coyle

Egg Harbor Township Police Department
President
New Jersey Association of Chiefs of Police

Prepared by:

State of New Jersey
Department of Law and Public Safety
Division of State Police
Uniform Crime Reporting Unit



State of New Jersey

OFFICE OF THE ATTORNEY GENERAL
DEPARTMENT OF LAW AND PUBLIC SAFETY
P.O. Box 080
TRENTON, NJ 08625-0080

JON S. CORZINE
Governor

ANNE MILGRAM
Attorney General

*The Honorable Jon S. Corzine
Governor of the State of New Jersey*

*Honorable Members of the Senate and
Assembly of the State of New Jersey*

Dear Governor and Members of the Legislature:

I hereby submit the 2006 statewide report on carjacking offenses in New Jersey. The report is based on carjackings reported by state, county, and municipal law enforcement agencies to the New Jersey State Police, Uniform Crime Reporting Unit, for the year 2006.

It would have been impossible to complete this report without the cooperation of New Jersey's law enforcement family. It is with appreciation to these dedicated public servants, and in the interest of the victims of these heinous acts, that this report is submitted.

Respectfully,

A handwritten signature in black ink, appearing to read "Anne Milgram".

*Anne Milgram
Attorney General of New Jersey*





State of New Jersey

OFFICE OF THE ATTORNEY GENERAL
DEPARTMENT OF LAW AND PUBLIC SAFETY
DIVISION OF STATE POLICE
POST OFFICE BOX 7068
WEST TRENTON, NJ 08628-0068
(609) 882-2000

JON S. CORZINE
Governor

ANNE MILGRAM
Attorney General

COLONEL JOSEPH R. FUENTES
Superintendent

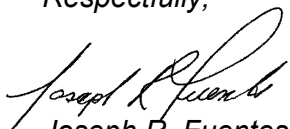
*The Honorable Anne Milgram
Attorney General
State of New Jersey
Hughes Justice Complex
Trenton, New Jersey*

Dear Attorney General Milgram:

As a result of the carjacking data collection programs mandated by Attorney General Executive Directive 1993-1, the fourteenth annual report on carjacking in New Jersey is submitted. This report outlines the extent, type, and geographic location of carjacking activity collected from state, county, and municipal law enforcement agencies. The report contains comparisons and analyses between 2005 and 2006.

It is through the cooperation of all New Jersey's law enforcement agencies that this report is being forwarded for your information and presentation to the Governor and members of the Legislature.

Respectfully,


Joseph R. Fuentes
Colonel
Superintendent



INTRODUCTION

In response to the growing number of reported carjacking incidents, four regional task forces, each composed of personnel from municipal police departments, county prosecutors' offices, county sheriffs' offices, the Division of State Police and the Federal Bureau of Investigation, were formed throughout New Jersey to assist law enforcement agencies with CARIACKING investigations.

With the assistance of these four task forces, the New Jersey State Police developed a mandatory statewide carjacking data collection program. Accessibility to this program is provided through the New Jersey Law Enforcement Telecommunications System (NJLETS). The database for this program is located at the State Police Division Headquarters, Identification and Information Technology Section, Uniform Crime Reporting Unit, West Trenton, New Jersey.

This carjacking data collection program identifies: geographic problem areas; profiles of carjacking locations; descriptions of vehicles being carjacked; age, sex, and race of victims and offenders; types of weapons used; additional crimes committed; and estimates regarding the value of vehicles stolen.

The Attorney General has mandated, through Executive Directive 1993-1, that every law enforcement agency notify the Uniform Crime Reporting Unit of all reported carjacking incidents, whether actual or attempted. Notification must be done through NJLETS, as soon as possible, not to exceed more than twenty-four hours from the time the incident is reported.

CARJACKING

Definition

Carjacking, a specific type of robbery, is defined under 2C:15-2(a) as the unlawful taking of a motor vehicle in the course of which the perpetrator:

- (1) inflicts bodily injury or uses force upon an occupant or person in possession or control of a motor vehicle;
- (2) threatens an occupant or person in control with, or purposely or knowingly puts an occupant or person in control of the motor vehicle in fear of, immediate bodily injury;
- (3) commits or threatens immediately to commit any crime of the first or second degree; or
- (4) operates or causes said vehicle to be operated with the person who was in possession or control or was an occupant of the motor vehicle at the time of the taking remaining in the vehicle.

Questions have been raised whether an infant, alone in a motor vehicle, can actually be the victim of a carjacking, since no personal confrontation exists. While most carjackings do involve personal confrontation between perpetrator and victim, personal confrontation is not a necessary element of the crime. Under N.J.S.A. 2C:15-2(a)(4), an infant or sleeping child who is an occupant of the motor vehicle at the time of the unlawful taking is a victim of carjacking.

CARJACKING HIGHLIGHTS

Highlights of carjacking offense statistics for 2006 are listed below:

- There were 251 carjacking offenses reported to the police; 3 were determined to be unfounded, leaving a total of 248 carjackings, involving 282 victims, including passengers.
- Carjackings decreased 7% when comparing 2006 to 2005.
- Thirty-two of the 566 municipalities in New Jersey reported carjackings.
- Firearms were involved in 67% (165) of all carjackings. Two percent (4) of the firearms used were assault firearms. Shootings were involved in 2 percent (4) of all carjackings.
- New Jersey registered vehicles represented 86% (213) of all carjackings. Nissan, with 12% (29), was the most frequently carjacked vehicle make, while the most frequently targeted vehicle years were 1997 & 2006 with 10% (24) reported in each vehicle year.
- Sixty-three percent (155) of all carjacked vehicles were recovered. The average value of a carjacked motor vehicle was \$11,380.
- Carjackings occurred in a residential area 67% (165) of the time. The hours of darkness (6:00 p.m. to 6:00 a.m.) accounted for 74% (183) of all carjackings.
- Eighteen percent (44) of all carjackings were witnessed.
- The most frequent victim age group was 25-29, which accounted for 25% (70) of the victim total (282). Seventy-three percent (206) of all victims were male. Fifty-five percent (154) of all victims were black.
- The total number of offenders was 442. Insufficient analysis information was supplied on 36% (161) of the offenders. Of all known offenders (281), 20-24 was the most frequent offender age group and accounted for 41% (114). Ninety-eight percent (274) of all known offenders were male. Eighty-two percent (231) of all known offenders were black.
- Juveniles accounted for 39% (14) of the total arrests for carjacking (36), while adults accounted for 61% (22).
- July had the highest number of offenses with 29, accounting for 12% of all carjacking offenses.
- Sunday recorded the highest number of offenses, accounting for 20% (49) of all carjackings.
- Region I, which consists of Essex, Hudson, and Union counties, accounted for 79% (197) of all carjackings.
- No murders were reported in 2006 as the result of carjacking.
- Eight percent (19) of all carjackings (248) were cleared by arrest.

CARJACKING OFFENSES

COUNTY AND STATE TOTALS—2005/2006

| County | Year | Number of Offenses | Estimated Vehicle Value | Actual Number of Vehicles Recovered | Offenses Cleared by Arrest | Number of Persons Arrested |
|------------|-------------|--------------------|-------------------------|-------------------------------------|----------------------------|----------------------------|
| Atlantic | 2005 | 4 | \$47,000 | 3 | 1 | 2 |
| | 2006 | 1 | \$6,000 | - | - | - |
| Bergen | 2005 | 2 | \$11,000 | 1 | 1 | 1 |
| | 2006 | - | - | - | - | - |
| Burlington | 2005 | 2 | \$47,000 | 2 | - | - |
| | 2006 | 1 | \$800 | 1 | 1 | 1 |
| Camden | 2005 | 17 | \$221,400 | - | - | - |
| | 2006 | 8 | \$67,900 | 3 | - | - |
| Cape May | 2005 | - | - | - | - | - |
| | 2006 | - | - | - | - | - |
| Cumberland | 2005 | 6 | \$68,700 | 1 | - | - |
| | 2006 | 4 | \$21,150 | 2 | - | 3 |
| Essex | 2005 | 156 | \$1,940,982 | 94 | 4 | 8 |
| | 2006 | 150 | \$1,838,000 | 102 | 8 | 16 |
| Gloucester | 2005 | 2 | \$16,000 | - | - | - |
| | 2006 | - | - | - | - | - |
| Hudson | 2005 | 26 | \$223,800 | 18 | 1 | 2 |
| | 2006 | 26 | \$180,112 | 24 | 5 | 5 |
| Hunterdon | 2005 | - | - | - | - | - |
| | 2006 | - | - | - | - | - |
| Mercer | 2005 | 14 | \$61,601 | 3 | - | - |
| | 2006 | 8 | \$58,500 | 5 | 2 | 4 |

CARJACKING OFFENSES

COUNTY AND STATE TOTALS—2005/2006

| County | Year | Number of Offenses | Estimated Vehicle Value | Actual Number of Vehicles Recovered | Offenses Cleared by Arrest | Number of Persons Arrested |
|--------------|-------------|--------------------|-------------------------|-------------------------------------|----------------------------|----------------------------|
| Middlesex | 2005 | 2 | \$12,500 | - | - | - |
| | 2006 | 4 | \$65,000 | 1 | 1 | 1 |
| Monmouth | 2005 | 2 | \$18,000 | 1 | 1 | 2 |
| | 2006 | 5 | \$70,000 | 4 | 1 | 5 |
| Morris | 2005 | - | - | - | - | - |
| | 2006 | 1 | \$1,000 | - | - | - |
| Ocean | 2005 | - | - | - | - | - |
| | 2006 | 1 | \$5,500 | - | - | - |
| Passaic | 2005 | 6 | \$57,500 | 3 | - | - |
| | 2006 | 16 | \$131,200 | 6 | 1 | 1 |
| Salem | 2005 | - | - | - | - | - |
| | 2006 | - | - | - | - | - |
| Somerset | 2005 | 2 | \$34,300 | 2 | 1 | 4 |
| | 2006 | 2 | \$33,000 | 2 | - | - |
| Sussex | 2005 | - | - | - | - | - |
| | 2006 | - | - | - | - | - |
| Union | 2005 | 27 | \$332,699 | 6 | 3 | 5 |
| | 2006 | 21 | \$344,102 | 5 | - | - |
| Warren | 2005 | - | - | - | - | - |
| | 2006 | - | - | - | - | - |
| TOTAL | 2005 | 268 | \$3,092,482 | 134 | 12 | 24 |
| | 2006 | 248 | \$2,822,264 | 155 | 19 | 36 |

CARJACKING VICTIMS BY AGE, SEX AND RACE 2006

| Age | Number | Percent Distribution | Sex | | Race | | | |
|-----------------------------|------------|----------------------|------------|-----------|------------|------------|-----------------------------------|---------------------------|
| | | | Male | Female | White | Black | American Indian or Alaskan Native | Asian or Pacific Islander |
| 0-9 | 2 | 1 | - | 2 | 1 | 1 | - | - |
| 10-14 | 1 | * | 1 | - | 1 | - | - | - |
| 15-19 | 18 | 6 | 12 | 6 | 9 | 9 | - | - |
| 20-24 | 55 | 20 | 37 | 18 | 21 | 34 | - | - |
| 25-29 | 70 | 25 | 50 | 20 | 30 | 39 | - | 1 |
| 30-34 | 34 | 12 | 24 | 10 | 16 | 16 | - | 2 |
| 35-39 | 26 | 9 | 22 | 4 | 8 | 16 | - | 2 |
| 40-44 | 30 | 11 | 23 | 7 | 14 | 15 | - | 1 |
| 45-49 | 15 | 5 | 12 | 3 | 9 | 6 | - | - |
| 50-54 | 14 | 5 | 11 | 3 | 5 | 9 | - | - |
| 55-59 | 6 | 2 | 5 | 1 | 1 | 4 | - | 1 |
| 60-64 | 4 | 1 | 3 | 1 | 2 | 2 | - | - |
| 65-69 | 3 | 1 | 3 | - | 1 | 2 | - | - |
| 70-74 | 2 | 1 | 1 | 1 | 1 | - | - | 1 |
| 75 and over | 2 | 1 | 2 | - | 1 | 1 | - | - |
| TOTAL FOR NEW JERSEY | 282 | - | 206 | 76 | 120 | 154 | - | 8 |
| PERCENT DISTRIBUTION | - | - | 73 | 27 | 43 | 55 | - | 3 |

Percent distribution may not add to 100 due to rounding.

*Percent distribution less than one-half of one percent.

CARJACKING OFFENDERS BY AGE, SEX AND RACE 2006

| Age | Number | Percent Distribution | Sex | | Race | | | |
|-----------------------------|------------|----------------------|------------|----------|-----------|------------|-----------------------------------|---------------------------|
| | | | Male | Female | White | Black | American Indian or Alaskan Native | Asian or Pacific Islander |
| 0-9 | - | - | - | - | - | - | - | - |
| 10-14 | 4 | 1 | 3 | 1 | - | 4 | - | - |
| 15-19 | 56 | 20 | 55 | 1 | 8 | 48 | - | - |
| 20-24 | 114 | 41 | 112 | 2 | 20 | 94 | - | - |
| 25-29 | 71 | 25 | 70 | 1 | 7 | 61 | - | 3 |
| 30-34 | 26 | 9 | 24 | 2 | 8 | 18 | - | - |
| 35-39 | 3 | 1 | 3 | - | 1 | 2 | - | - |
| 40-44 | 4 | 1 | 4 | - | 2 | 2 | - | - |
| 45-49 | 1 | * | 1 | - | - | 1 | - | - |
| 50-54 | 2 | 1 | 2 | - | 1 | 1 | - | - |
| 55-99 | - | - | - | - | - | - | - | - |
| Unknown | ‡ | ‡ | ‡ | ‡ | ‡ | ‡ | ‡ | ‡ |
| TOTAL FOR NEW JERSEY | 281 | - | 274 | 7 | 47 | 231 | - | 3 |
| PERCENT DISTRIBUTION | - | - | 98 | 2 | 17 | 82 | - | 1 |

Information noted above is based on victim's account of incident and investigation.

Suspect and arrested offenders are combined.

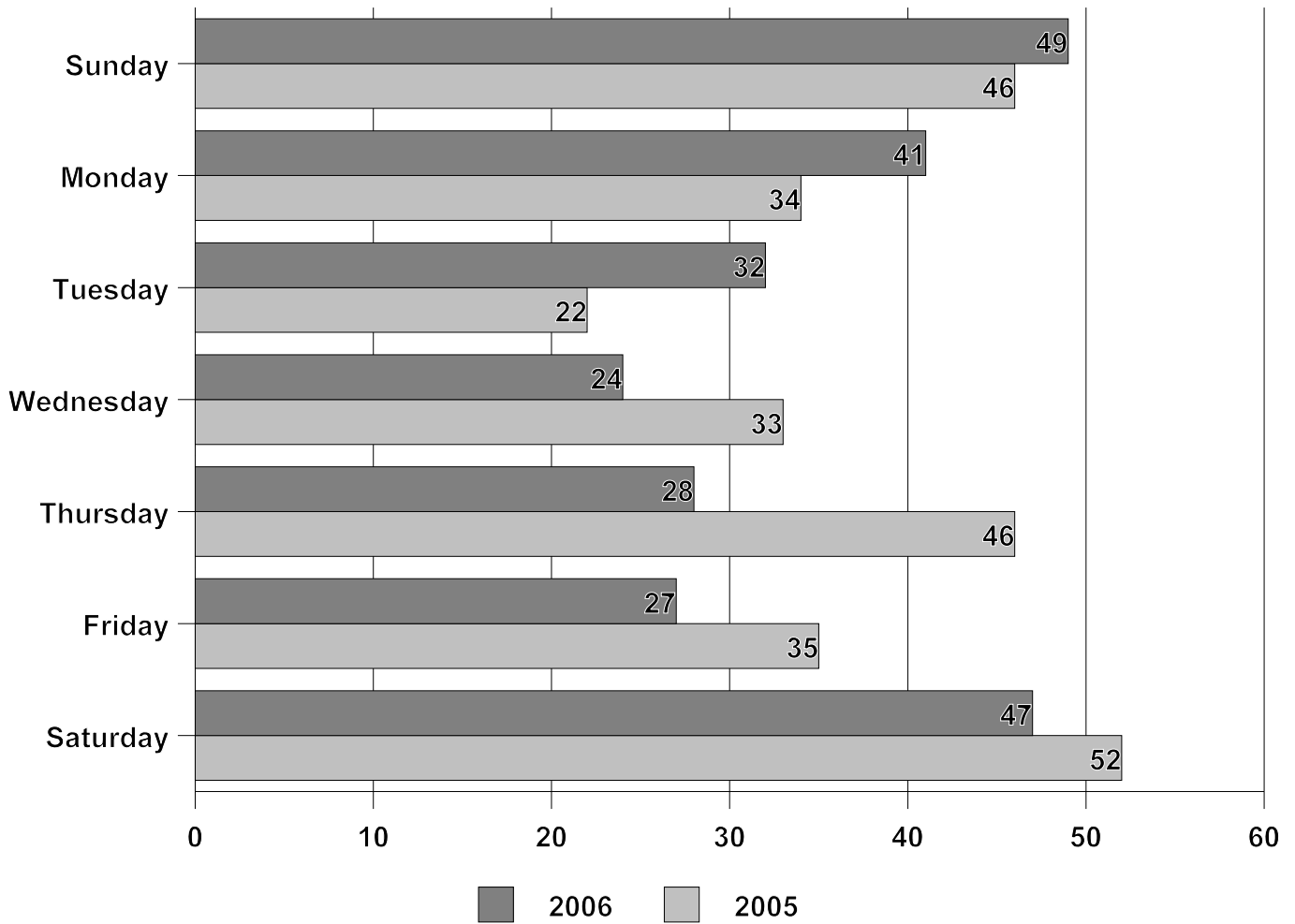
Percent distribution may not add to 100 due to rounding.

‡ Information supplied on 161 unknown suspects was inconsistent; therefore, accurate data breakdowns are not available.

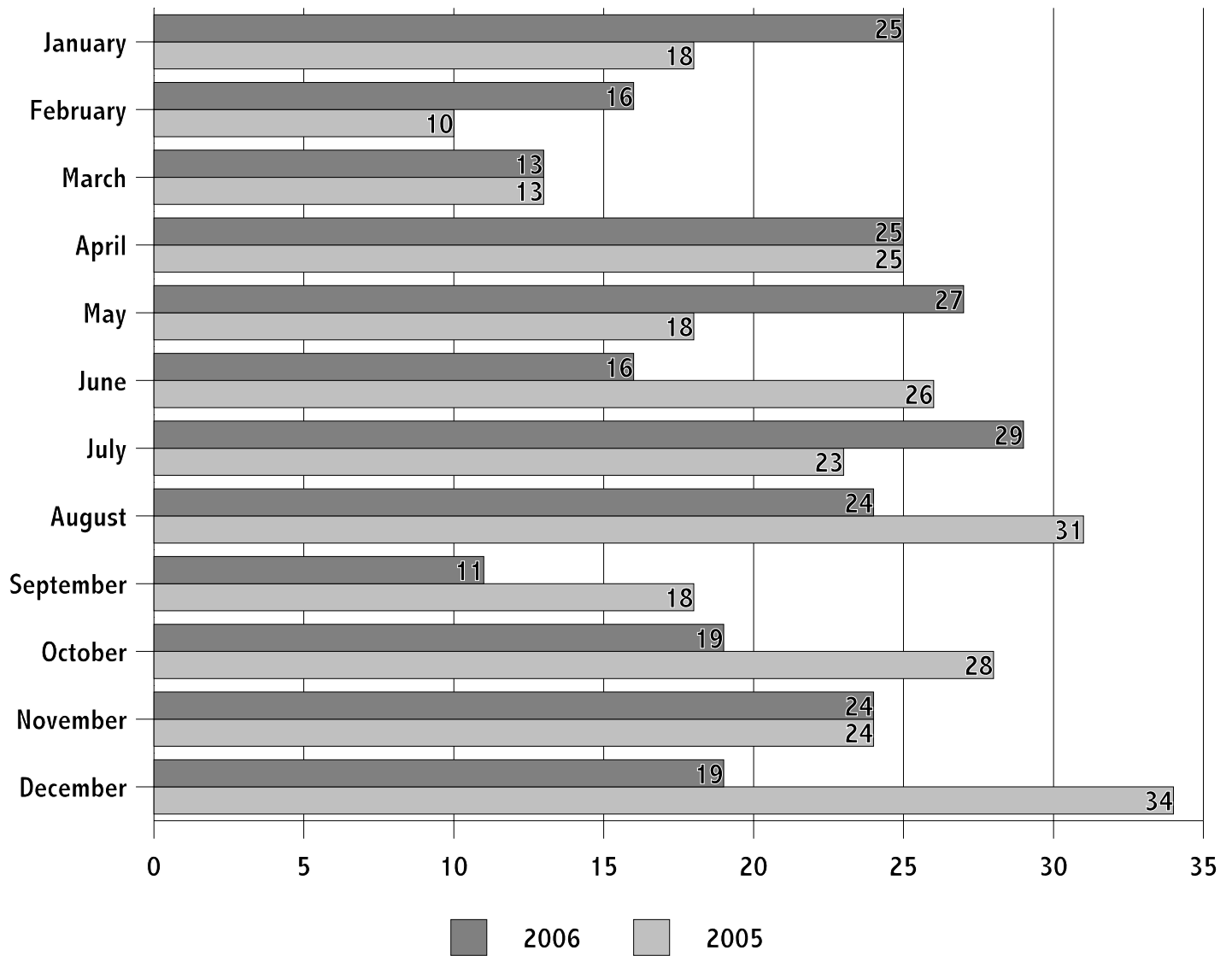
* Percent distribution less than one-half of one percent.

CARJACKING BY DAY OF WEEK

2005/2006



CARJACKING BY MONTH 2005/2006



CARJACKING OFFENSES BY TIME AND LOCATION 2006

| Time | Total | LOCATIONS | | | | | | |
|--------------------------------|------------|------------------|-----------|--------------|----------------|------------------|-------------|----------|
| | | Residential Area | Highway | Intersection | Business Strip | Shopping Center* | Parking Lot | Other |
| Midnight to 2 a.m. | 38 | 28 | 2 | 5 | 3 | - | - | - |
| 2:00 a.m. to 4:00 a.m. | 40 | 23 | 2 | 9 | 4 | - | 2 | - |
| 4:00 a.m. to 6:00 a.m. | 19 | 12 | 1 | 3 | 3 | - | - | - |
| 6:00 a.m. to 8:00 a.m. | 10 | 7 | 2 | - | - | - | 1 | - |
| 8:00 a.m. to 10:00 a.m. | 6 | 4 | - | 1 | - | - | 1 | - |
| 10:00 a.m. to Noon | 12 | 4 | 1 | 4 | 3 | - | - | - |
| Noon to 2:00 p.m. | 10 | 5 | - | 5 | - | - | - | - |
| 2:00 p.m. to 4:00 p.m. | 11 | 10 | - | - | - | - | - | 1 |
| 4:00 p.m. to 6:00 p.m. | 16 | 6 | 3 | 2 | 1 | 1 | 1 | 2 |
| 6:00 p.m. to 8:00 p.m. | 17 | 13 | 1 | 2 | - | - | 1 | - |
| 8:00 p.m. to 10:00 p.m. | 37 | 28 | 2 | 3 | 1 | - | 2 | 1 |
| 10:00 p.m. to Midnight | 32 | 25 | 1 | 4 | - | 1 | 1 | - |
| TOTAL | 248 | 165 | 15 | 38 | 15 | 2 | 9 | 4 |

* Includes major malls.

COMPARATIVE ANALYSIS OF COUNTY & STATE PERCENTAGES 2005/2006

| County | 2005 | | 2006 | |
|--------------------|--------------------|------------------------|--------------------|------------------------|
| | Number of Offenses | Percent of State Total | Number of Offenses | Percent of State Total |
| Atlantic | 4 | 1 | 1 | * |
| Bergen | 2 | 1 | - | 0 |
| Burlington | 2 | 1 | 1 | * |
| Camden | 17 | 6 | 8 | 3 |
| Cape May | - | 0 | - | 0 |
| Cumberland | 6 | 2 | 4 | 2 |
| Essex | 156 | 58 | 150 | 60 |
| Gloucester | 2 | 1 | - | 0 |
| Hudson | 26 | 10 | 26 | 10 |
| Hunterdon | - | 0 | - | 0 |
| Mercer | 14 | 5 | 8 | 3 |
| Middlesex | 2 | 1 | 4 | 2 |
| Monmouth | 2 | 1 | 5 | 2 |
| Morris | - | 0 | 1 | * |
| Ocean | - | 0 | 1 | * |
| Passaic | 6 | 2 | 16 | 6 |
| Salem | - | 0 | - | 0 |
| Somerset | 2 | 1 | 2 | 1 |
| Sussex | - | 0 | - | 0 |
| Union | 27 | 10 | 21 | 8 |
| Warren | - | 0 | - | 0 |
| STATE TOTAL | 268 | 100 | 248 | 100 |

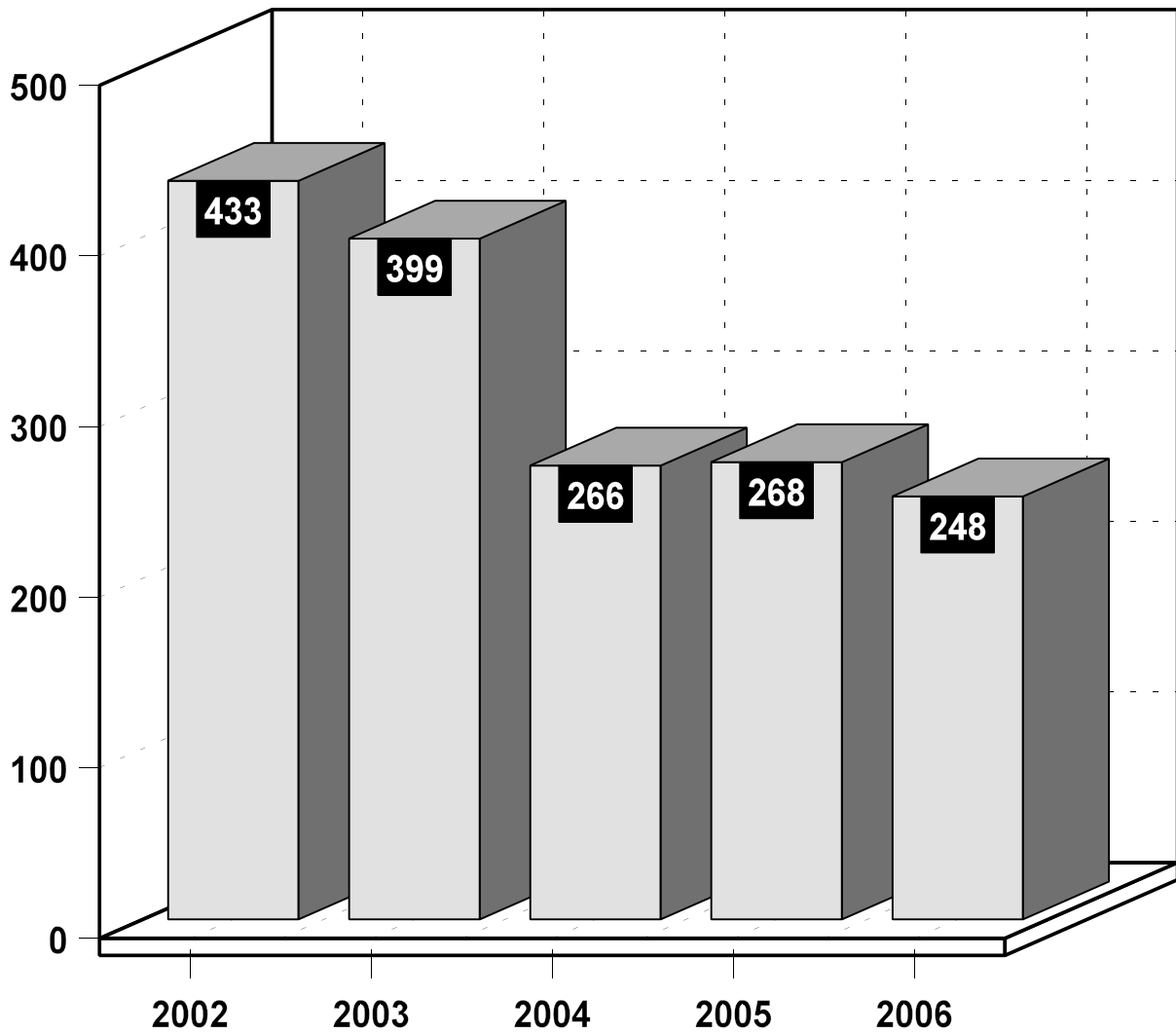
* Less than one-half of one percent.

Percent distribution may not equal 100 due to rounding.

CARJACKING

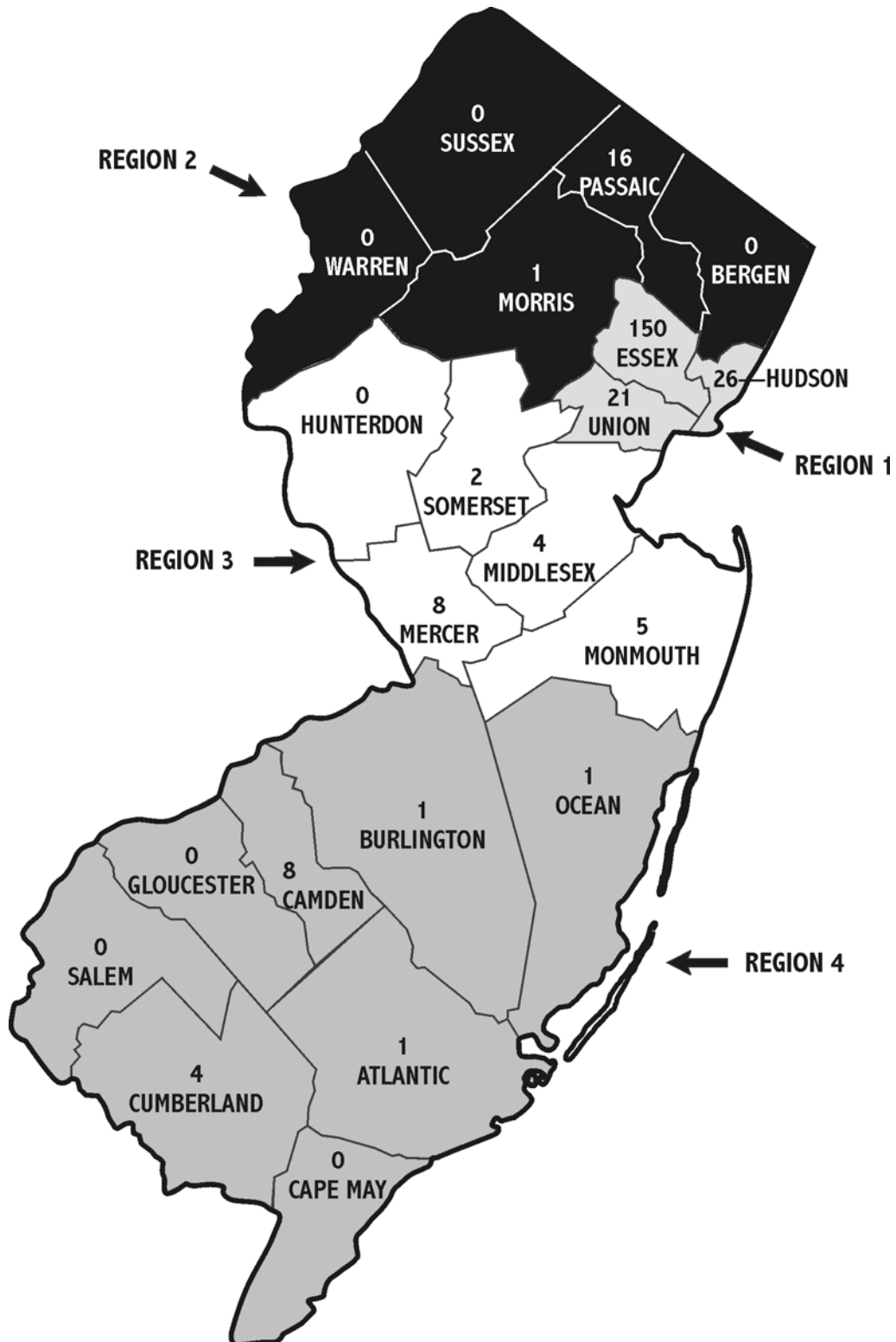
FIVE YEAR COMPARISON

2002 - 2006



STATE REGIONS DEFINED

For the purpose of coordinating and gathering carjacking information, the state has been divided into four regions. A visual breakdown of the regions is depicted below. In addition, each county's total carjackings for the year are presented.



CARJACKING OFFENSES

PERCENT OF STATE TOTAL BY REGION AND LOCATION

2006

| | Total | Residential Area | Highway | Intersection | Business Strip | Shopping Center [*] | Parking Lot | Other |
|-------------------------------|------------|------------------|-----------|--------------|----------------|------------------------------|-------------|----------|
| State of New Jersey | 248 | 165 | 15 | 38 | 15 | 2 | 9 | 4 |
| Region I | 197 | 141 | 14 | 27 | 6 | 2 | 5 | 2 |
| Percent of State Total | 79 | 85 | 93 | 71 | 40 | 100 | 56 | 50 |
| Region II | 17 | 11 | 1 | - | 4 | - | 1 | - |
| Percent of State Total | 7 | 7 | 7 | 0 | 27 | 0 | 11 | 0 |
| Region III | 19 | 6 | - | 7 | 4 | - | 1 | 1 |
| Percent of State Total | 8 | 4 | 0 | 18 | 27 | 0 | 11 | 25 |
| Region IV | 15 | 7 | - | 4 | 1 | - | 2 | 1 |
| Percent of State Total | 6 | 4 | 0 | 11 | 7 | 0 | 22 | 25 |

Percentages may not add to 100 due to rounding.

^{*} Includes major malls.

CARJACKING OFFENSES

PERCENT OF STATE TOTAL BY REGION AND WEAPON TYPE

2006

| | Total | Handgun | Rifle | Shotgun | Knife | Other Dangerous Weapon | Physical Force |
|-------------------------------|------------|------------|----------|-----------|----------|------------------------|----------------|
| State of New Jersey | 248 | 155 | - | 10 | 8 | 9 | 66 |
| | | | | | | | |
| Region I | 197 | 128 | - | 9 | 5 | 6 | 49 |
| Percent of State Total | 79 | 83 | 0 | 90 | 63 | 67 | 74 |
| | | | | | | | |
| Region II | 17 | 9 | - | - | 1 | 1 | 6 |
| Percent of State Total | 7 | 6 | 0 | 0 | 13 | 11 | 9 |
| | | | | | | | |
| Region III | 19 | 10 | - | - | 2 | - | 7 |
| Percent of State Total | 8 | 6 | 0 | 0 | 25 | 0 | 11 |
| | | | | | | | |
| Region IV | 15 | 8 | - | 1 | - | 2 | 4 |
| Percent of State Total | 6 | 5 | 0 | 10 | 0 | 22 | 6 |

Percentages may not add up to 100 due to rounding.

CARJACKING OFFENSES

PERCENT DISTRIBUTION WITHIN REGION BY LOCATION

2006

| | Total | Residential Area | Highway | Intersection | Business Strip | Shopping Center [☆] | Parking Lot | Other |
|-----------------------------|------------|------------------|-----------|--------------|----------------|------------------------------|-------------|----------|
| State of New Jersey | 248 | 165 | 15 | 38 | 15 | 2 | 9 | 4 |
| Percent Distribution | | 67 | 6 | 15 | 6 | 1 | 4 | 2 |
| Region I | 197 | 141 | 14 | 27 | 6 | 2 | 5 | 2 |
| Percent Distribution | | 72 | 7 | 14 | 3 | 1 | 3 | 1 |
| Region II | 17 | 11 | 1 | - | 4 | - | 1 | - |
| Percent Distribution | | 65 | 6 | 0 | 24 | 0 | 6 | 0 |
| Region III | 19 | 6 | - | 7 | 4 | - | 1 | 1 |
| Percent Distribution | | 32 | 0 | 37 | 21 | 0 | 5 | 5 |
| Region IV | 15 | 7 | - | 4 | 1 | - | 2 | 1 |
| Percent Distribution | | 47 | 0 | 27 | 7 | 0 | 13 | 7 |

Percent distribution may not add to 100 due to rounding.

☆ Includes major malls.

CARJACKING OFFENSES

PERCENT DISTRIBUTION WITHIN REGION BY WEAPON TYPE

2006

| | Total | Handgun | Rifle | Shotgun | Knife | Other Dangerous Weapon | Physical Force |
|-----------------------------|------------|------------|----------|-----------|----------|------------------------|----------------|
| State of New Jersey | 248 | 155 | - | 10 | 8 | 9 | 66 |
| Percent Distribution | | 63 | 0 | 4 | 3 | 4 | 27 |
| Region I | 197 | 128 | - | 9 | 5 | 6 | 49 |
| Percent Distribution | | 65 | 0 | 5 | 3 | 3 | 25 |
| Region II | 17 | 9 | - | - | 1 | 1 | 6 |
| Percent Distribution | | 53 | 0 | 0 | 6 | 6 | 35 |
| Region III | 19 | 10 | - | - | 2 | - | 7 |
| Percent Distribution | | 53 | 0 | 0 | 11 | 0 | 37 |
| Region IV | 15 | 8 | - | 1 | - | 2 | 4 |
| Percent Distribution | | 53 | 0 | 7 | 0 | 13 | 27 |

Percent distribution may not add to 100 due to rounding.

* Less than one-half of one percent.

GLOSSARY OF CARJACKING LOCATION TYPES

| | |
|--------------------------|---|
| BUSINESS STRIP | Any retail business area or driveway, other than a major mall or shopping center. |
| INTERSECTION | Location where two or more roadways connect. |
| MAJOR MALL | An enclosed self-contained retail shopping area that provides customer parking within its architectural design and contains at least one major chain store. |
| OTHER PARKING LOT | Any parking lot other than major mall, shopping center, or residential parking lots. |
| RESIDENTIAL AREA | Any residential area, including driveways or residential parking lots. |
| SHOPPING CENTER | A group of stores within a specific boundary that provides customer parking within its architectural design. |
| HIGHWAY | Locations not accounted for in the first six categories. Include areas such as public roads, streets, bridges, interstates, county roads, etc. |
| OTHER | All other locations if not listed above. |