

974.901  
L 852.1  
C-2

JUN 1 4 1994

# Fifty-Seventh Annual Report



of the  
**Division of Local Government Services**  
**1994**

---

## Statements of Financial Condition of Counties and Municipalities

---

December 1995

State of New Jersey  
Christine Todd Whitman  
Governor

Department of Community Affairs  
Jane M. Kenny  
Commissioner

**STATE OF NEW JERSEY**

Christine Todd Whitman, Governor

**DEPARTMENT OF COMMUNITY AFFAIRS**

Jane M. Kenny, Commissioner

**DIVISION OF LOCAL GOVERNMENT SERVICES**

Ulrich H. Steinberg, Jr., Director

**MEMBERS OF THE LOCAL FINANCE BOARD**

Ulrich H. Steinberg, Jr., Chair

M. Claire French, Vice Chair

John H. Ewing

Charles Guhr

Thomas G. Kenyon

Patricia Migliaccio

James T. Mullins



# **Fifty-Seventh Annual Report**

**of the  
Division of Local Government Services  
1994**

---

**Statements of Financial Condition  
of Counties and Municipalities**

---



*Prepared by*  
**State of New Jersey**  
*Department of Community Affairs*

Division of Local Government Services  
Ulrich H. Steinberg, Jr., Director

# IMPORTANT NOTICE

New Jersey municipalities operating under a State fiscal year are designated with a shaded page (like this one).

**A list of municipalities who changed in 1991 follows:**

<u>MUNICIPALITY</u>	<u>PG #</u>	<u>MUNICIPALITY</u>	<u>PG #</u>	<u>MUNICIPALITY</u>	<u>PG #</u>
Bayonne City	97	Jersey City City	308	Perth Amboy City	462
Bridgeton City	128	Keansburg Boro	309	Plainfield City	471
Camden City	141	Kearny Town	310	Rahway City	484
East Orange City	191	Lawnside Boro	323	Ridgefield Boro	491
Elizabeth City	201	Lodi Boro	340	South Amboy City	533
Ewing Twp.	213	Manchester Twp	355	South Belmar Boro	534
Franklin Twp (Som)	232	Millville City	384	Trenton City	569
Gloucester Twp	249	North Bergen Twp	419	Union City City	571
Guttenberg Town	255	Old Bridge Twp	438	Union Beach Boro	574
Hamilton Twp (Mer)	265	Orange City Twp	442	Vineland City	584
Hillside Twp	290	Passaic City	450	Weehawken Twp	603
Hoboken City	291	Paterson City	452	West New York	611
Irvington Twp	303				

**A list of municipalities who changed in 1992 follows:**

<u>MUNICIPALITY</u>	<u>PG #</u>	<u>MUNICIPALITY</u>	<u>PG #</u>	<u>MUNICIPALITY</u>	<u>PG #</u>
Berlin Twp	109	Dunellen Boro	184	Lyndhurst Twp	349
Cherry Hill Twp	150	Edgewater Boro	196	Piscataway Twp	468
Dover Twp	181	Highlands Boro	286	Woodbridge Twp	630

**A list of municipalities who changed in 1993 follows:**

<u>MUNICIPALITY</u>	<u>PG #</u>	<u>MUNICIPALITY</u>	<u>PG #</u>	<u>MUNICIPALITY</u>	<u>PG #</u>
Edison Twp	198	Roselle Boro	507	South Plainfield Boro	540

**A list of municipalities who changed in 1994 follows:**

<u>MUNICIPALITY</u>	<u>PG #</u>	<u>MUNICIPALITY</u>	<u>PG #</u>	<u>MUNICIPALITY</u>	<u>PG #</u>
Bergenfield Boro	105	North Brunswick Twp	420		

For detailed information about fiscal years, the State fiscal year, or transition year budgets, please consult the Forward and Glossary.

# TABLE OF CONTENTS

Letter of Transmittal	1
Foreword	2
Composition of Local Finance Board and State Officials	3
Acknowledgment	4
Statewide Totals for 1994 and Types of Local Government Units in New Jersey	5
COUNTY GOVERNMENT FISCAL DATA - A two page set for each county follows:	6
1. County Government Fiscal Data	
2. Map of the County	
3. Summary Map of County Units	48
4. Summary of 21 County Government Data Sheets	50
MUNICIPAL FISCAL DATA SUMMARIZED BY COUNTIES	
1. Summary of 567 Municipal Government Data Sheets	51
2. Municipal Fiscal Summaries by Counties	52
MUNICIPAL FISCAL DATA - One page per municipality, arranged alphabetically by name of municipality	73
MUNICIPALITIES OPERATING UNDER SPECIAL STATUTORY FORMS OF GOVERNMENT	640
POPULATION DATA	
Table 1: Population Classification of New Jersey Counties and Cities	641
Table 2: Local Units Ranked by Population - 1994 Estimates	642
SUMMARY OF STATEWIDE FINANCES, EXPENDITURES AND REVENUES	
Table 3: Summary of Current Finances of all Municipalities and Counties - 1990-1994	647
Table 4: Summary of Expenditures and Revenues of all County Government - 1990-1994	648
Table 5: Summary of Expenditures and Revenues of all Municipalities - 1990-1994	649
DATA ON DEBT	
Table 6: Statewide Trends in Statutory Net Capital Debt	650
Table 7: Total Gross and Net Debt of Municipalities and Counties by County	651
Table 8: Authority Debt	652
DATA ON LOCAL TAXATION	
Table 9: Trends in Current and Delinquent Local Property Taxes	655
Table 10: Special District Tax Levies in 1994	656
Table 11: State Equalized Property Tax Rates - All Municipalities by County	657
DATA ON MUNICIPALLY OPERATED UTILITIES	
Table 12: Finances of Municipally Operated Utilities	665
SUPPLEMENTARY DATA	
Table 13: County Local Health Services and Vocational School Taxes	674
GRAPH: DEBT TRENDS OF NEW JERSEY MUNICIPALITIES AND COUNTIES	676
STATUTORY FORMS OF LOCAL UNIT GOVERNMENT	677
GLOSSARY	678



**State of New Jersey**  
DEPARTMENT OF COMMUNITY AFFAIRS

CHRISTINE TODD WHITMAN  
*Governor*

JANE M. KENNY  
*Commissioner*

TO:           The Honorable Christine Todd Whitman  
                  Governor

                  Members of the New Jersey Legislature

FROM:       Jane M. Kenny *JMK*  
                  Commissioner

I am pleased to transmit the Fifty-seventh Annual Report of the Division of Local Government Services.

In accordance with New Jersey Statute, the report includes comparative financial statistics of all municipalities and counties in the State. The statistics are tabulated to highlight the cost of government, the cost of principal services, the amount of debt incurred and other pertinent data.

# FOREWORD

This report, the Fifty-seventh in a series which has been published consecutively since 1938, closely parallels all preceding annual reports.

New Jersey municipalities operating under a State fiscal year, starting in 1991, are highlighted in this report with a shaded page. For these municipalities, the information contained within the body of this report reflects FY 1995 (July 1994 - June 1995) budgeted appropriations. Municipalities who have changed to a State Fiscal Year in 1991 through 1994 are listed on the Important Notice page at the beginning of this report.

Information pertinent to the form of government and the number of members on the governing body is exhibited on each local unit page. Definitional information relative to statutory forms of government appears towards the end of the report. Similarly, a tabulation is provided listing the different types of governmental forms by county units.

As in prior years, care has been taken to preserve the comparability of data and to present, in convenient form, current financial and other statistics of the 588 local units of New Jersey government without diminishing the value of these reports as a historical series. The availability of current statistics of local finance has been of increasingly significant value to federal, state and local government officials, research groups, students of local finance, and investors in municipal and school bond markets.

The financial statistics contained in this report have been assembled from financial statements prepared by the chief financial officer of the local unit. Computer checks applied to this data and our studies conclude that these statements are adequate for reporting purposes.

In addition to the municipal and county financial data, there are a number of special tables comparing revenues and expenditures, debt trends and equalized tax rates over the current decade. Also, tables listing each unit in descending population order and another describing municipally operated utilities are provided.

A glossary providing essential information for the proper use of specific data is presented at the end of the report to assist those who may be unfamiliar with municipal finance and its terminology.

# ACKNOWLEDGMENTS

The Fifty-seventh edition of this Annual Report was prepared by the Division's Office of Local Government Research. Grateful acknowledgment is extended to the late David S. Grimm, who coordinated the Report's preparation, provided overall support and supervised the daily operations of the Unit. Without David's dedication to the Division and his tireless compilation of the financial and statistical data, this Report could not be generated. The Division of Local Government Services proudly dedicates this Report in his memory, for he is surely missed.

Additional acknowledgment is extended to Deborah Rubin, who coded, compiled and verified data and provided her computer expertise; Phyllis Walker, who updated the tables and charts and coded source documents; and Jerry Belardino, who coded the mountain of source documents needed for the report. Acknowledgment is also extended to those employees of the Division of Local Government Services for their cooperation in providing ready access to source documents and for rendering technical assistance.

Additionally, a debt of gratitude is owed to the Division of Taxation in the Department of Treasury and to the Office of Business Economics in the Department of Labor for providing us with valuation and population data used in this Report.

General Obligation Bond Ratings for New Jersey municipalities were obtained from: Standard & Poor's Bond Guide, January 1997, Standard & Poor's Corp. N.Y., N.Y., and Moody's Bond Record, April 1997, Moody's Investors Service, N.Y., N.Y.

# STATEWIDE TOTALS FOR 1994

Population, 1990 Census	7,730,188
Population, 1994 Census	7,905,880
Land Area (Square Miles)	7,487.32
Net Valuation Taxable-Municipal	412,288,811,857
Net Valuation Taxable-County	495,667,364,359
State Equalized Valuation	494,322,362,101
Tax Levy	11,491,531,105

## TYPES OF LOCAL GOVERNMENT UNITS IN NEW JERSEY

### COUNTIES (21)

### MUNICIPALITIES (567)

COUNTY	BOROUGH	TOWNSHIP	CITY	TOWN	VILLAGE	TOTAL
Atlantic	3	6	13	1	0	23
Bergen	56	9	3	0	2	70
Burlington	6	31	3	0	0	40
Camden	27	8	2	0	0	37
Cape May	7	4	5	0	0	16
Cumberland	1	10	3	0	0	14
Essex	1	19	2	0	0	22
Gloucester	10	13	1	0	0	24
Hudson	1	2	4	5	0	12
Hunterdon	10	14	1	1	0	26
Mercer	4	8	1	0	0	13
Middlesex	12	10	3	0	0	25
Monmouth	35	15	2	0	1	53
Morris	16	20	0	3	0	39
Ocean	19	14	0	0	0	33
Passaic	10	3	3	0	0	16
Salem	3	11	1	0	0	15
Somerset	12	9	0	0	0	21
Sussex	8	15	0	1	0	24
Union	7	8	5	1	0	21
Warren	2	18	0	3	0	23
<b>Total</b>	<b>250</b>	<b>247</b>	<b>52</b>	<b>15</b>	<b>3</b>	<b>567</b>



0100

Population 1980 224,327  
 Population 1990 232,155  
 S & P Rating AAA  
 Moody Rating AAA  
 Land Area 566.97 Sq. Miles

Net Valuation Taxable 16,075,886,475  
 Net Valuation on Which County Taxes are apportioned: 19,274,465,640

**ATLANTIC COUNTY - Class 5 -**  
 Form of Government:  
**County Exec. Plan - (O.C.C.L. - 1972)**  
 Number of Members on Governing Body - 9

PER CAPITA: Gross Debt 417.92  
 Net Debt 391.96  
 Debt Service 56.17  
 Total Tax Levy 368.60  
 County Functions: 623.56

PER CENT: Gross Debt  
 Net Debt

EXPENDITURES		EXPENDITURES (cont'd.)		REVENUES REALIZED	
<b>GENERAL GOVERNMENT</b>		<b>EDUCATION (excluding schools)</b>		<b>Property Taxes</b>	95,573,437.46
Governing Body and Public Boards	3,187,850.00	County Superintendent of Schools	136,311.00	Financial Business Tax	
County Clerk	1,273,240.00	Vocational Schools	3,392,415.00	Frenchise Tax	
Financial Administration	6,564,241.99	County College		Bank Corp. Tax	
Board of Taxation	113,045.00	County Extension Services		Other Miscellaneous Taxes	
Planning, Housing, Development		Libraries		State Aid Revenues	41,198,073.31
Human Resources	6,762,076.66	Other Educational Services	2,057,059.00	Federal Aid Revenues	476,756.00
Elections	719,265.00	<b>STATUTORY EXPENDITURES</b>		State and Local Fiscal Assistance Act Utilized	3,797.48
General Administration	20,534,462.00	Pensions and F.I.C.A.	5,921,116.00	Institutional Revenues	76,637.95
<b>JUDICIARY</b>		Employee Fringe Benefits	9,319,266.00	Courts	2,323,511.05
Superior Court	5,733,183.44	Other Statutory Expenditures		County Clerk & Register	1,740,080.74
Surrogates Office	228,727.00	Ceta & Other Public Employment Programs		Surrogate	159,894.71
Probation Office	2,332,937.00	<b>COUNTY FUNCTIONS TOTAL</b>	131,619,672.89	Sheriff	522,110.51
County Clerk (Judicial Functions)	651,560.00	<b>CAPITAL IMPROVEMENTS *MEMO</b>	360,000.00	Other Miscellaneous Revenues	9,591,500.12
<b>PUBLIC SAFETY</b>		<b>DEBT SERVICE</b>		Other Revenues, Revenue Shering, Tax Effort	
Prosecutor's Office	6,826,490.00	Principal Payments	9,523,249.16	<b>TOTAL</b>	141,675,799.34
County Police	246,421.50	Interest Payments	4,516,506.53	Prior Years Surplus Appropriated	6,300,000.00
Sheriff's Office	4,443,772.00	<b>DEFERRED CHARGES</b>	103,911.02	<b>REVENUES TOTAL</b>	147,975,799.34
Civil Defense and Disaster Control	225,705.00	<b>RESERVE FOR UNCOLLECTED TAXES</b>		<b>CURRENT FINANCES DECEMBER 31,</b>	
Environmental Inspection and Control		<b>EXPENDITURES TOTAL</b>	144,763,339.59	<b>ASSETS</b>	
Weights and Measures		<b>CAPITAL DEBT AUTHORIZED, DECEMBER 31,</b>		Cash Dec. 31,	20,692,724.18
Correctional and Penal	10,827,277.00	<b>ISSUED AND UNISSUED</b>		Taxes Receivable	
Other Public Safety	9,900.00	School		Emergencies and Other Deferred Charges	
		Self-liquidating		State Aid Receivable	
		Other	97,022,913	Other Receivable	1,953,502.87
		Total	97,022,913	<b>TOTAL</b>	22,646,227.05
		<b>NET DEBT</b>	90,996,413	<b>LIABILITIES RESERVES, AND SURPLUS</b>	
			90,996,413	Cash Liabilities	9,318,925.87
		<b>ISSUED AND OUTSTANDING</b>		Reserves For Receivables	1,953,502.87
		School		Surplus Dec. 31,	11,373,778.31
		Self-liquidating		<b>TOTAL</b>	22,646,227.05
		Other	90,066,556.83		
		Total	90,066,556.83		
		Equalized Valuation Basis for Net Debt Computation			
		<b>CAPITAL OUTLAY TOTAL</b>	14,332,254.91		
		Public Enterprises			
		Recreation—Culture	2,538,988.73		
		Public Works	296,235.61		
		Buildings and Grounds	11,043,447.99		
		Library and Education	453,582.58		
		Conservation			
		All Other			
<b>RECREATION AND CONSERVATION</b>					
Parks, Playgrounds, Shade Trees	1,517,434.00				
Land Reclamation and Conservation	14,076.00				
Other Recreational Services	939,330.00				

COUNTY	ATLANTIC
COUNTY SEAT	Mays Landing
Form of Government	*Board of Chosen Freeholders 9 Members
Number of Constituent Municipalities	23
Population Census 1990	224,327
Population Census 1994	232,155
Land Area - Square Miles	566.97
Net Value on Which County Taxes are Apportioned	\$18,274,465,640
Tax Rate per \$100	\$0.468
Tax levy	\$85,573,437

Distribution of Ratables

Class	Line Items	Assessed Valuation	% of Valuation	
#1	- Vacant Land	36,826	\$803,011,920	5.04%
#2	- Residential	84,346	\$8,334,854,830	52.27%
#3A & 3B	- Farm	2,382	\$79,407,120	0.50%
#4A	- Commercial	5,808	\$6,305,965,521	39.55%
#4B	- Industrial	150	\$135,602,100	0.85%
#4C	- Apartments	436	\$285,848,140	1.79%
Total		129948	\$15,944,689,631	100.00%

Bond Ratings:

Moody's A1

Standard & Poors AAA

\*County Executive Plan - Optional County Charter Law, 1972



ATLANTIC COUNTY



0200

Population 1980 925,380  
 Population 1990 837,351  
 S & P Rating  
 Moody Rating AAA  
 Land Area 234.57 Sq. Miles

Net Valuation Taxable 69,055,397,244  
 Net Valuation on Which County Taxes are apportioned: 73,219,610,486

**BERGEN COUNTY - Class 1 -**  
 Form of Government:  
**County Exec. Plan - (O.C.C.L. - 1972)**  
 Number of Members on Governing Body - 9

PER CAPITA:  
 Gross Debt 440.03  
 Net Debt 429.36  
 Debt Service 62.37  
 Total Tax Levy  
 County Functions: 518.24

PER CENT:  
 Gross Debt  
 Net Debt

EXPENDITURES		EXPENDITURES (cont'd.)		REVENUES REALIZED	
<b>GENERAL GOVERNMENT</b>		<b>EDUCATION (excluding schools)</b>		<b>Property Taxes</b>	
Governing Body and Public Boards	986,872.00	County Superintendent of Schools	776,204.00	Financial Business Tax	
County Clerk	2,985,219.00	Vocational Schools	17,343,152.00	Franchise Tax	
Financial Administration	2,773,105.00	County College	14,484,587.00	Bank Corp. Tax	
Board of Taxation	444,973.00	County Extension Services		Other Miscellaneous Taxes	
Planning, Housing, Development	1,504,044.00	Libraries		State Aid Revenues	65,417,036.03
Human Resources	12,889,259.00	Other Educational Services	5,966,557.00	Federal Aid Revenues	
Elections	1,322,874.00	<b>STATUTORY EXPENDITURES</b>		State and Local Fiscal Assistance Act Utilized	
General Administration	49,855,559.00	Pensions and F.I.C.A.	16,335,450.15	Institutional Revenues	110,842,461.52
<b>JUDICIARY</b>		Employee Fringe Benefits		Courts	2,136,184.32
Superior Court	7,425,091.00	Other Statutory Expenditures	300,000.00	County Clerk & Register	4,351,693.83
Surrogates Office	826,477.00	Ceta & Other Public Employment Programs		Surrogate	854,247.75
Probation Office	5,484,772.00	<b>COUNTY FUNCTIONS TOTAL</b>	381,612,706.03	Sheriff	1,425,861.09
County Clerk (Judicial Functions)		<b>CAPITAL IMPROVEMENTS *MEMO</b>	1,890,000.00	Other Miscellaneous Revenues	53,651,627.81
		DEBT SERVICE		Other Revenues, Revenue Sharing, Tax Effort	
		Principal Payments	38,391,223.61	<b>TOTAL</b>	239,679,102.35
		Interest Payments	13,963,166.56	Prior Years Surplus Appropriated	31,350,000.00
		<b>DEFERRED CHARGES</b>	1,015,000.00	<b>REVENUES TOTAL</b>	270,029,102.35
		<b>RESERVE FOR UNCOLLECTED TAXES</b>			
		<b>EXPENDITURES TOTAL</b>	434,932,096.20	<b>CURRENT FINANCES DECEMBER 31,</b>	
				<b>ASSETS</b>	
<b>PUBLIC SAFETY</b>		<b>CAPITAL DEBT AUTHORIZED, DECEMBER 31,</b>		Cash Dec. 31,	100,702,890.71
Prosecutor's Office	18,604,388.00	<b>ISSUED AND UNISSUED</b>		Taxes Receivable	
County Police	7,202,119.58	School		Emergencies and Other Delerred Charges	
Sheriff's Office	29,770,265.00	Self-liquidating	369,357,247	State Aid Receivable	
Civil Defense and Disaster Control	821,985.00	Other		Other Receivable	2,393,581.72
Environmental Inspection and Control		<b>Total</b>	369,357,247	<b>TOTAL</b>	103,096,462.43
Weights and Measures	206,232.00			<b>LIABILITIES RESERVES, AND SURPLUS</b>	
Correctional and Penal	145,152.00	<b>ISSUED AND OUTSTANDING</b>		Cash Liabilities	50,879,541.67
Other Public Safety		School		Reserves For Receivables	2,393,581.72
		Self-liquidating		Surplus Dec. 31,	49,823,339.06
		Other		<b>TOTAL</b>	103,096,462.43
		<b>Total</b>			
<b>PUBLIC WORKS</b>					
Roads and Bridges, Streets, Drainage	56,000.00	<b>Equalized Valuation Basis</b>			
State Aid Motor Vehicle Fund		for Net Debt Computation			
County Funds	1,547,434.00	<b>CAPITAL OUTLAY TOTAL</b>	52,836,517.55		
Other Roads and Bridges	806,320.00	Public Enterprises	544,321.36		
Public Buildings and Grounds	11,661,279.00	Recreation—Culture	1,616,940.69		
Other Public Works		Public Works	23,222,808.18		
<b>HEALTH AND WELFARE</b>		Buildings and Grounds	27,452,447.32		
County Health Department	543,628.00	Library and Education			
Mental Health Activities	26,147,607.00	Conservation			
Tubercular Patient Care		All Other			
County Hospitals, Homes	110,164,794.00				
County Aid to Hospitals	185,000.00				
Health Clinics	983,533.00				
Mosquito Extermination	12,573,639.30				
Health Services Except Environmental	9,520,799.00				
County Welfare Board	60,944.00				
Child Welfare	720,000.00				
Other Welfare Services					
<b>RECREATION AND CONSERVATION</b>					
Parks, Playgrounds, Shade Trees	7,362,075.00				
Land Reclamation and Conservation					
Other Recreational Services	1,304,319.00				

COUNTY	BERGEN	
COUNTY SEAT	Hackensack City	
Form of Government	Board of Chosen Freeholders	9 Members
Number of Constituent Municipalities	70	
Population Census 1990	825,380	
Population Census 1994	839,351	
Land Area - Square Miles	234.57	
Net Value on Which County Taxes are Apportioned	\$75,219,610,486	
Tax Rate per \$100	\$0.277	
Tax levy	\$207,999,244	

Distribution of Ratables

Class	Line Items	Assessed Valuation	% of Valuation	
#1	- Vacant Land	9,683	\$1,516,488,059	2.21%
#2	- Residential	234,550	\$50,030,094,513	72.80%
#3A & 3B	- Farm	200	\$31,434,800	0.05%
#4A	- Commercial	11,094	\$10,123,352,995	14.73%
#4B	- Industrial	2,909	\$5,045,859,140	7.34%
#4C	- Apartments	1,559	\$1,970,793,150	2.87%
Total		259995	\$68,718,022,657	100.00%

Bond Ratings:

Moody's Aaa

Standard & Poors 0

BERGEN COUNTY



\*County Executive Plan - Optional County Charter Law, 1972

0300

Population 1980 395,066  
 Population 1990 403,138  
 S & P Rating AA  
 Moody Rating AA  
 Land Area 817.64 Sq. Miles

Net Valuation Taxable 18,044,627,104  
 Net Valuation on Which County Taxes are apportioned: 19,158,350,701

**BURLINGTON COUNTY - Class 2 -**  
**Form of Government:**  
**Board of Chosen Freeholders**  
**Number of Members on Governing Body - 5**

PER CAPITA:  
 Gross Dabt 970.65  
 Net Debt 529.54  
 Debt Service 47.30  
 Total Tax Levy  
 County Functions: 379.41

PER CENT:  
 Gross Debt  
 Net Debt

EXPENDITURES	EXPENDITURES (cont'd.)	REVENUES REALIZED
<b>GENERAL GOVERNMENT</b>	<b>EDUCATION (excluding schools)</b>	<b>Property Taxes</b>
Governing Body and Public Boards 3,247,591.00	County Superintendent of Schools 214,983.00	Financial Business Tax
County Clerk 860,852.00	Vocational Schools 7,692,892.00	Franchise Tax
Financial Administration 839,418.00	County College 10,338,560.00	Bank Corp. Tax
Board of Taxation 199,357.00	County Extension Services 206,062.00	Other Miscellaneous Taxes
Planning, Housing, Development 15,995.00	Libraries	State Aid Revenues 28,258,255.47
Human Resources 4,352,377.00	Other Educational Services 2,880,295.00	Federal Aid Revenues 157,707.81
Elections 1,052,753.00	<b>STATUTORY EXPENDITURES</b>	State and Local Fiscal Assistance Act Utilized
General Administration 4,742,756.68	Pensions and F.I.C.A. 6,408,174.00	Institutional Revenues 6,344,189.43
<b>JUDICIARY</b>	Employee Fringe Benefits 9,495,000.00	Courts 424,397.00
Superior Court 8,013,958.00	Other Statutory Expenditures	County Clerk & Registrar 3,651,211.00
Surrogates Office 273,884.00	Cata & Other Public Employment Programs	Surrogate 208,508.70
Probation Office	<b>COUNTY FUNCTIONS TOTAL 133,768,795.59</b>	Sheriff 545,661.30
County Clerk (Judicial Functions)	<b>CAPITAL IMPROVEMENTS *MEMO</b>	Other Miscellaneous Revenues 11,259,179.55
<b>PUBLIC SAFETY</b>	<b>DEBT SERVICE</b>	Other Revenues, Revenue Sharing, Tax Effort
Prosecutor's Office 4,983,990.00	Principal Payments 11,555,000.00	<b>TOTAL 50,849,100.26</b>
County Police 27,996.00	Interest Payments 7,512,945.50	Prior Years Surplus Appropriated 8,885,141.15
Sheriff's Office 2,181,346.00	<b>DEFERRED CHARGES 119,711.76</b>	<b>REVENUES TOTAL 59,734,241.41</b>
Civil Defense and Disaster Control 3,565,806.00	<b>RESERVE FOR UNCOLLECTED TAXES</b>	<b>CURRENT FINANCES DECEMBER 31,</b>
Environmental Inspection and Control 45,000.00	<b>EXPENDITURES TOTAL 152,956,452.85</b>	<b>ASSETS</b>
Weights and Measures 149,679.00	<b>CAPITAL DEBT AUTHORIZED, DECEMBER 31,</b>	Cash Dec. 31, 28,172,372.47
Correctional and Penal 11,268,991.00	<b>ISSUED AND UNISSUED GROSS DEBT NET DEBT</b>	Taxes Receivable
Other Public Safety 292,554.00	School	Emergencies and Other Deferred Charges
	Self-liquidating 142,114,415	State Aid Receivable
	Other 249,193,364	Other Receivable
	Total 391,307,780	<b>TOTAL 1,212,565.19</b>
		29,394,937.65
<b>PUBLIC WORKS</b>	<b>ISSUED AND OUTSTANDING</b>	<b>LIABILITIES RESERVES, AND SURPLUS</b>
Roads and Bridges, Streets, Drainage 5,728,720.00	School	Cash Liabilities 8,732,155.56
State Aid Motor Vehicle Fund 62,000.00	Self-liquidating	Reserves For Receivables 1,212,565.19
County Funds	Other	Surplus Dec. 31, 19,440,216.91
Other Roads and Bridges	Total 156,377,000.00	<b>TOTAL 29,394,937.65</b>
Public Buildings and Grounds 3,605,728.00	Equalized Valuation Basis for Net Debt Computation	
Other Public Works	<b>CAPITAL OUTLAY TOTAL 37,283,449.94</b>	
<b>HEALTH AND WELFARE</b>	Public Enterprises 10,792,475.40	
County Health Department 403,077.00	Recreation—Culture	
Mental Health Activities 8,926,855.00	Public Works 16,885,325.04	
Tubercular Patient Care	Buildings and Grounds 9,227,854.21	
County Hospitals, Homes	Library and Education 377,794.29	
County Aid to Hospitals	Conservation	
Health Clinics	All Other	
Mosquito Extermination 945,000.00		
Health Services Except Environmental 14,166,530.00		
County Welfare Board 15,021,998.91		
Child Welfare 804,354.00		
Other Welfare Services 626,698.00		
<b>RECREATION AND CONSERVATION</b>		
Parks, Playgrounds, Shade Trees 2,225.00		
Land Reclamation and Conservation 125,350.00		
Other Recreational Services		

COUNTY	BURLINGTON
COUNTY SEAT	Mount Holly Township
Form of Government	Board of Chosen Freeholders 5 Members
Number of Constituent Municipalities	40
Population Census 1990	395,066
Population Census 1994	403,138
Land Area - Square Miles	818
Net Value on Which County Taxes are Apportioned	\$19,158,350,701
Tax Rate per \$100	\$0.521
Tax levy	\$99,901,690

Distribution of Ratables

Class	Line Items	Assessed Valuation	% of Valuation	
#1	- Vacant Land	21,187	\$595,564,964	3.33%
#2	- Residential	116,304	\$13,354,348,076	74.76%
#3A & 3B	- Farm	5,239	\$306,947,104	1.72%
#4A	- Commercial	4,871	\$2,350,030,620	13.16%
#4B	- Industrial	631	\$730,497,400	4.09%
#4C	- Apartments	352	\$526,752,700	2.95%
Total		148,584	\$17,864,140,864	100.00%

Bond Ratings:

Moody's Aa3

Standard & Poors AAA



\*County Executive Plan - Optional County Charter Law, 1972

U400  
 Population 1980 502,824  
 Population 1990 506,709  
 S & P Rating  
 Moody Rating AAA  
 Land Area 222.01 Sq. Miles

Net Valuation Taxable 15,599,448,983  
 Net Valuation on Which County Taxes  
 are apportioned: 19,523,889,219

**CAMDEN COUNTY - Class 2 -**  
**Form of Government:**  
**Board of Chosen Freeholders**  
**Number of Members on Governing Body - 7**

PER CAPITA:  
 Gross Debt 1,936.24  
 Net Debt 317.43  
 Debt Service 36.51  
 Total Tax Levy  
 County Functions: 471.24

PER CENT:  
 Gross Debt  
 Net Debt

EXPENDITURES		EXPENDITURES (cont'd.)		REVENUES REALIZED	
<b>GENERAL GOVERNMENT</b>		<b>EDUCATION (excluding schools)</b>		<b>Property Taxes</b>	
Governing Body end Public Boards	735,664.00	County Superintendent of Schools	208,297.00	Financel Business Tax	
County Clerk	2,215,897.00	Vocational Schools	7,320,500.00	Franchise Tax	
Financial Administration	3,277,936.00	County College	8,550,000.00	Bank Corp. Tax	
Boerd of Taxation	209,022.00	County Extension Services	236,622.00	Other Miscellaneous Taxes	
Planning, Housing, Development	1,324,151.00	Libraries		State Aid Revenues	55,068,731.00
Human Resources	14,671,459.00	Other Educational Services	1,135,079.00	Federal Aid Revenues	1,001,702.00
Elections	2,204,535.00	<b>STATUTORY EXPENDITURES</b>		State end Local Fiscal Assistance Act Utilized	
General Administration	14,791,142.00	Pensions and F.I.C.A.	11,225,852.00	Institutional Revenues	1,557.00
<b>JUDICIARY</b>		Employee Fringe Benelits	14,323,868.00	Courts	1,547,703.00
Superior Court	14,199,062.00	Other Statutory Expenditures	475,000.00	County Clerk & Register	3,043,428.00
Surrogates Office	519,996.00	Cete & Other Public Employment Programs		Surrogate	259,688.00
Probetion Office	8,154,747.00	<b>COUNTY FUNCTIONS TOTAL</b>	219,627,805.00	Sheriff	517,151.00
County Clerk (Judicial Functions)		<b>CAPITAL IMPROVEMENTS *MEMO</b>		Other Miscellaneous Revenues	16,812,011.00
		<b>DEBT SERVICE</b>		Other Revenues, Revenue Shering, Tex Effort	
		Principal Payments	10,935,000.00	<b>TOTAL</b>	78,251,971.00
		Interest Payments	7,566,644.00	Prior Years Surplus Appropriated	1,500,000.00
		<b>DEFERRED CHARGES</b>	649,831.00	<b>REVENUES TOTAL</b>	79,751,971.00
		<b>RESERVE FOR UNCOLLECTED TAXES</b>			
<b>PUBLIC SAFETY</b>		<b>EXPENDITURES TOTAL</b>	238,779,280.00	<b>CURRENT FINANCES DECEMBER 31,</b>	
Prosecutor's Office	10,106,496.00			<b>ASSETS</b>	
County Police	16,676,503.00	<b>CAPITAL DEBT AUTHORIZED, DECEMBER 31,</b>		Cash Dec. 31,	29,871,869.77
Sheriff's Office	8,933,841.00	<b>ISSUED AND UNISSUED</b>		Taxes Receivable	
Civil Delse end Disaster Control		School		Emergencies end Other Deferred Cherges	15,440.85
Environmental Inspection end Control	42,702.00	Self-liquidating	981,110,093	State Aid Receivable	21,266,331.43
Weights end Measures	190,339.00	Other	981,110,093	Other Receivable	2,192,257.36
Correctional and Penal		<b>Total</b>		<b>TOTAL</b>	53,345,899.41
Other Public Safety				<b>LIABILITIES RESERVES, AND SURPLUS</b>	
		<b>ISSUED AND OUTSTANDING</b>		Cash Liabilities	40,774,902.35
<b>PUBLIC WORKS</b>		School		Reserves For Receivables	247,781.93
Roads and Bridges, Streets, Dreinege	4,232,981.00	Self-liquidating		Surplus Dec. 31,	12,323,215.13
Stete Aid Motor Vehicle Fund		Other		<b>TOTAL</b>	53,345,899.41
County Funds	770,559.00	<b>Total</b>	964,009,535.00		
Other Roads end Bridges			964,009,535.00		
Public Buildings and Grounds		<b>Equalized Valuation Basis</b>			
Other Public Works	1,801,713.00	for Net Debt Computation			
<b>HEALTH AND WELFARE</b>		<b>CAPITAL OUTLAY TOTAL</b>	8,106,318.00		
County Health Department	403,562.00				
Mentei Health Activities	17,683,737.00	Public Enterprises			
Tubercular Petient Care		Recreation—Culture			
County Hospitals, Homes		Public Works			
County Aid to Hospitals		Buildings end Grounds	8,106,318.00		
Health Clinics	3,933,000.00	Library end Education			
Mosquito Extermination	531,075.00	Conservation			
Health Services Except Environmental	9,417,785.00	All Other			
County Wellare Board	31,082,544.00				
Child Welfare	3,073,349.00				
Other Welfare Services					
<b>RECREATION AND CONSERVATION</b>					
Perks, Playgrounds, Shede Trees					
Land Reclamation end Conservation	580,074.00				
Other Recreational Services	4,388,666.00				

COUNTY	CAMDEN
COUNTY SEAT	Camden City
Form of Government	Board of Chosen Freeholders 7 Members
Number of Constituent Municipalities	37
Population Census 1990	502,824
Population Census 1994	506,709
Land Area - Square Miles	222
Net Value on Which County Taxes are Apportioned	\$19,523,889,219
Tax Rate per \$100	\$0.000
Tax levy	\$0

Distribution of Ratables

Class	Line Items	Assessed Valuation	% of Valuation	
#1	- Vacant Land	16,362	\$313,333,457	2.03%
#2	- Residential	146,135	\$11,250,706,801	73.05%
#3A & 3B	- Farm	1,229	\$27,930,353	0.18%
#4A	- Commercial	7,899	\$2,728,737,443	17.72%
#4B	- Industrial	766	\$536,389,111	3.48%
#4C	- Apartments	543	\$544,255,284	3.53%
<b>Total</b>		<b>172,934</b>	<b>\$15,401,352,449</b>	<b>100.00%</b>

Bond Ratings:

Moody's A1

Standard & Poors AAA



0500

Population 1980 95,089  
 Population 1990 97,767  
 S & P Rating  
 Moody Rating AAA  
 Land Area 263.37 Sq. Miles

Net Valuetion Taxable 13,116,747,654  
 Net Valuetion on Which County Taxes  
 ere apportioned: 13,038,751,981

**CAPE MAY COUNTY - Class 6 -**  
**Form of Government:**  
**Board of Chosen Freeholders**  
**Number of Members on Governing Body - 5**

PER CAPITA:  
 Gross Debt 3,530.54  
 Net Debt 903.86  
 Debt Service 118.36  
 Total Tax Levy  
 County Functions: 839.99  
 PER CENT:  
 Gross Debt  
 Net Debt

EXPENDITURES	EXPENDITURES (cont'd.)	REVENUES REALIZED
<b>GENERAL GOVERNMENT</b>	<b>EDUCATION (excluding schools)</b>	<b>Property Taxes</b>
Governing Body and Public Boards 1,418,594.75	County Superintendent of Schools 132,713.00	Financial Business Tax
County Clerk 1,166,771.00	Vocational Schools 3,918,527.00	Franchise Tax
Financial Administration 1,520,280.74	County College 274,379.00	Bank Corp. Tax
Board of Taxation 198,367.00	County Extension Services 274,379.00	Other Miscellaneous Taxes
Planning, Housing, Development 971,858.00	Libraries 4,767,600.52	State Aid Revenues
Human Resources 1,135,305.61	Other Educational Services 4,767,600.52	Federal Aid Revenues
Elections 467,931.00	<b>STATUTORY EXPENDITURES</b>	State and Local Fiscal Assistance Act Utilized
General Administration 5,241,630.89	Pensions and F.I.C.A. 3,114,806.00	Institutional Revenues
<b>JUDICIARY</b>	Employee Fringe Benefits 9,102,623.00	Courts
Superior Court 1,686,943.76	Other Statutory Expenditures 4,000.00	County Clerk & Register
Surrogate's Office 222,351.00	Cete & Other Public Employment Programs	Surrogate
Probation Office 898,960.00	<b>COUNTY FUNCTIONS TOTAL</b> 70,505,881.98	Sheriff
County Clerk (Judicial Functions)	<b>CAPITAL IMPROVEMENTS *MEMO</b> 250,000.00	Other Miscellaneous Revenues
<b>PUBLIC SAFETY</b>	<b>DEBT SERVICE</b>	Other Revenues, Revenue Sharing, Tex Effort
Prosecutor's Office 1,811,786.00	Principal Payments 7,185,000.00	<b>TOTAL</b> 21,998,173.95
County Police 14,000.00	Interest Payments 4,386,338.97	Prior Years Surplus Appropriated 6,800,000.00
Sheriff's Office 903,032.00	<b>DEFERRED CHARGES</b> 45,834.04	<b>REVENUES TOTAL</b> 28,798,173.95
Civil Defense and Disaster Control 290,631.95	<b>RESERVE FOR UNCOLLECTED TAXES</b>	<b>CURRENT FINANCES DECEMBER 31,</b>
Environmental Inspection and Control	<b>EXPENDITURES TOTAL</b> 82,123,056.99	<b>ASSETS</b>
Weights and Measures	<b>CAPITAL DEBT AUTHORIZED, DECEMBER 31,</b>	Cash Dec. 31, 15,728,216.04
Correctional and Penal	<b>ISSUED AND UNISSUED GROSS DEBT NET DEBT</b>	Taxes Receivable 247,274.55
Other Public Safety 242,326.00	School	Emergencies and Other Deferred Charges
<b>PUBLIC WORKS</b>	Self-liquidating	State Aid Receivable
Roads and Bridges, Streets, Drainage 641,621.00	Other 345,169,866	Other Receivable
State Aid Motor Vehicle Fund	Total 345,169,866	<b>TOTAL</b> 16,997,242.82
County Funds 3,324,180.00	<b>ISSUED AND OUTSTANDING</b>	<b>LIABILITIES RESERVES, AND SURPLUS</b>
Other Roads and Bridges	School	Cash Liabilities
Public Buildings and Grounds 2,542,621.62	Self-liquidating	Reserves For Receivables
Other Public Works 329,575.86	Other	Surplus Dec. 31, 9,829,258.72
<b>HEALTH AND WELFARE</b>	<b>Total</b> 335,725,130.84	<b>TOTAL</b> 16,997,242.54
County Health Department 210,155.00	<b>Equalized Valuetion Basis</b>	
Mental Health Activities 1,590,891.27	for Net Debt Computation	
Tubercular Patient Care	<b>CAPITAL OUTLAY TOTAL</b> 7,557,707.38	
County Hospitals, Homes	Public Enterprises	
County Aid to Hospitals	Recreation—Culture 1,000.00	
Health Clinics 6,276,786.00	Public Works 713,936.74	
Mosquito Extermination 1,508,000.00	Buildings and Grounds 5,749,381.56	
Health Services Except Environmental 4,211,662.64	Library and Education 1,093,389.08	
County Welfare Board 3,677,998.69	Conservation	
Child Welfare 102,624.73	All Other	
Other Welfare Services 895,549.00		
<b>RECREATION AND CONSERVATION</b>		
Parks, Playgrounds, Shade Trees 1,610,431.00		
Land Reclamation and Conservetion 258,622.95		
Other Recreational Services 214,149.00		

COUNTY	CAPE MAY
COUNTY SEAT	Cape May Court House
Form of Government	Board of Chosen Freeholders 5 Members
Number of Constituent Municipalities	16
Population Census 1990	95,089
Population Census 1994	97,767
Land Area - Square Miles	263
Net Value on Which County Taxes are Apportioned	\$13,038,751,981
Tax Rate per \$100	\$0.000
Tax levy	\$0

Distribution of Ratables

Class	Line Items	Assessed Valuation	% of Valuation	
#1	- Vacant Land	16,015	\$557,416,700	4.27%
#2	- Residential	67,837	\$10,453,701,100	80.16%
#3A & 3B	- Farm	784	\$27,168,200	0.21%
#4A	- Commercial	3,933	\$1,698,130,400	13.02%
#4B	- Industrial	30	\$18,746,900	0.14%
#4C	- Apartments	890	\$286,280,300	2.20%
Total		89,489	\$13,041,443,600	100.00%

Bond Ratings:

Moody's	<u>A1</u>
Standard & Poors	<u>AAA</u>



CAPE MAY COUNTY



\*County Executive Plan - Optional County Charter Law, 1972

0600

Population 1980 138,053  
 Population 1990 138,839  
 S & P Rating AAA  
 Moody Rating AAA  
 Land Area 501.73 Sq. Miles

Net Valuation Taxable 3,561,314,047  
 Net Valuation on Which County Taxes are apportioned: 6,205,027,215

**CUMBERLAND COUNTY - CLASS 3 -**  
 Form of Government:  
**Board of Chosen Freeholders**  
 Number of Members on Governing Body - 7

PER CAPITA:  
 Gross Debt 490.20  
 Net Debt 332.27  
 Debt Service 47.22  
 Total Tax Levy 294.12  
 County Functions: 599.35

PER CENT:  
 Gross Debt  
 Net Debt

EXPENDITURES		EXPENDITURES (cont'd.)		REVENUES REALIZED	
<b>GENERAL GOVERNMENT</b>		<b>EDUCATION (excluding schools)</b>		<b>Property Taxes</b>	<b>40,835,048.42</b>
Governing Body and Public Boards	6,150,763.00	County Superintendent of Schools	142,683.00	Financial Business Tax	
County Clerk	435,000.00	Vocational Schools	1,228,039.00	Franchise Tax	
Financial Administration	1,050,149.50	County College	2,673,315.00	Bank Corp. Tax	
Board of Taxation	116,460.00	County Extension Services	364,052.00	Other Miscellaneous Taxes	
Planning, Housing, Development	595,673.86	Librarians	475,511.00	State Aid Revenues	26,296,516.20
Human Resources	872,626.50	Other Educational Services	352,377.00	Federal Aid Revenues	39,914.00
Elections	371,772.00	<b>STATUTORY EXPENDITURES</b>		State and Local Fiscal Assistance Act Utilized	
General Administration	2,530,970.85	Pensions and F.I.C.A.	2,426,719.86	Institutional Revenues	6,916,992.90
<b>JUDICIARY</b>		Employee Fringe Benefits	4,600,000.00	Courts	142,078.40
Superior Court	3,453,466.89	Other Statutory Expenditures	174,441.23	County Clerk & Register	684,010.89
Surrogates Office	193,949.85	Cete & Other Public Employment Programs		Surrogate	88,949.11
Probation Office		<b>COUNTY FUNCTIONS TOTAL</b>	<b>76,655,790.01</b>	Sheriff	125,305.65
County Clerk (Judicial Functions)		<b>CAPITAL IMPROVEMENTS *MEMO</b>		Other Miscellaneous Revenues	8,571,397.94
		<b>DEBT SERVICE</b>		Other Revenues, Revenue Sharing, Tax Effort	
		Principal Payments	4,169,000.00	<b>TOTAL</b>	<b>83,720,213.50</b>
		Interest Payments	2,386,688.50	Prior Years Surplus Appropriated	4,394,112.93
		<b>DEFERRED CHARGES</b>	<b>1,166.65</b>	<b>REVENUES TOTAL</b>	<b>88,114,326.43</b>
		<b>RESERVE FOR UNCOLLECTED TAXES</b>			
		<b>EXPENDITURES TOTAL</b>	<b>83,212,645.17</b>	<b>CURRENT FINANCES DECEMBER 31,</b>	
<b>PUBLIC SAFETY</b>		<b>CAPITAL DEBT AUTHORIZED, DECEMBER 31,</b>		<b>ASSETS</b>	
Prosecutor's Office	1,723,240.54	<b>ISSUED AND UNISSUED</b>	<b>GROSS DEBT</b>	Cash Dec. 31,	9,711,181.91
County Police	18,837.00	School		Taxes Receivable	
Sheriff's Office	1,809,097.02	Sell - liquidating		Emergencies and Other Deferred Charges	84.09
Civil Defense and Disaster Control	127,936.00	Other	68,058,940	State Aid Receivable	
Environmental Inspection and Control	50,000.00	Total	68,058,940	Other Receivable	3,160,612.15
Weights and Measures	111,832.00			<b>TOTAL</b>	<b>12,871,878.14</b>
Correctional and Penal	6,184,731.39	<b>ISSUED AND OUTSTANDING</b>		<b>LIABILITIES RESERVES, AND SURPLUS</b>	
Other Public Safety	7,000.00	School		Cash Liabilities	4,163,325.44
		Sell - liquidating		Reserves For Receivables	3,037,097.15
		Other		Surplus Dec. 31,	5,671,455.55
		Total		<b>TOTAL</b>	<b>12,871,878.14</b>
<b>PUBLIC WORKS</b>		Equalized Valuation Basis			
Roads and Bridges, Streets, Drainage	569,218.84	for Net Debt Computation			
State Aid Motor Vehicle Fund	50,000.00	<b>CAPITAL OUTLAY</b>	<b>TOTAL</b>		
County Funds	2,407,918.00	Public Enterprises			
Other Roads and Bridges		Recreation - Culture			
Public Buildings and Grounds	2,672,241.99	Public Works	373,067.15		
Other Public Works	194,372.00	Buildings and Grounds	2,584,637.34		
		Library and Education	1,099,716.05		
<b>HEALTH AND WELFARE</b>		Conservation			
County Health Department	213,940.00	All Other			
Mental Health Activities	6,679,074.00				
Tubercular Patient Care					
County Hospitals, Homes					
County Aid to Hospitals	210,000.00				
Health Clinics					
Mosquito Extermination	383,403.00				
Health Services Except Environmental	10,593,057.57				
County Welfare Board	10,753,239.00				
Child Welfare					
Other Welfare Services	5,122,749.12				
<b>RECREATION AND CONSERVATION</b>					
Parks, Playgrounds, Shade Trees					
Land Reclamation and Conservation	124,390.00				
Other Recreational Services	441,545.00				

COUNTY	CUMBERLAND
COUNTY SEAT	Bridgeton City
Form of Government	Board of Chosen Freeholders 7 Members
Number of Constituent Municipalities	14
Population Census 1990	138,053
Population Census 1994	138,839
Land Area - Square Miles	502
Net Value on Which County Taxes are Apportioned	4,205,027,213
Tax Rate per \$100	1
Tax levy	40,835,048

Distribution of Ratables

Class	Line Items	Assessed Valuation	% of Valuation	
#1	- Vacant Land	16,439	\$149,768,368	4.26%
#2	- Residential	36,492	\$2,405,923,431	68.49%
#3A & 3B	- Farm	4,632	\$144,774,183	4.12%
#4A	- Commercial	2,601	\$503,934,585	14.35%
#4B	- Industrial	267	\$210,829,944	6.00%
#4C	- Apartments	176	\$97,469,200	2.77%
Total		60,607	\$3,512,699,711	100.00%

Bond Ratings:

Moody's Aaa

Standard & Poors AAA



CUMBERLAND COUNTY



\*County Executive Plan - Optional County Charter Law, 1972

0700

Population 1980 778,206  
 Population 1990 766,371  
 S & P Rating AAA  
 Moody Rating BAA1  
 Land Area 127.44 Sq. Miles

Net Valuation Taxable 17,589,155,276  
 Net Valuation on Which County Taxes are apportioned: 38,135,568,760

**ESSEX COUNTY - Class 1 -**  
**Form of Government:**  
**County Exec. Plan - (O.C.C.L. - 1972)**  
**Number of Members on Governing Body - 9**

PER CAPITA:  
 Gross Debt 1,214.58  
 Net Debt 594.41  
 Debt Service 92.97  
 Total Tax Levy 342.65  
 County Functions: 674.29

PER CENT:  
 Gross Debt  
 Net Debt

EXPENDITURES		EXPENDITURES (cont'd.)		REVENUES REALIZED	
<b>GENERAL GOVERNMENT</b>		<b>EDUCATION (excluding schools)</b>		<b>Property Taxes</b>	262,594,858.95
Governing Body and Public Boards	96,606.00	County Superintendent of Schools	272,974.00	Financial Business Tax	
County Clerk	2,685,542.00	Vocational Schools	8,072,390.00	Frenchise Tax	33,527,355.26
Financial Administration	2,682,715.00	County College	12,841,386.00	Bank Corp. Tax	
Board of Taxation	419,426.00	County Extension Services		Other Miscellaneous Taxes	
Planning, Housing, Development	445,295.00	Libraries	7,500.00	State Aid Revenues	119,139,662.93
Human Resources	10,600,089.60	Other Educational Services	435,750.00	Federal Aid Revenues	
Elections	2,995,163.00	<b>STATUTORY EXPENDITURES</b>		State and Local Fiscal Assistance Act Utilized	
General Administration	26,031,575.00	Pensions and F.I.C.A.	25,571,501.00	Institutional Revenues	8,564,895.45
<b>JUDICIARY</b>		Employee Fringe Benefits	31,283,464.00	Courts	1,470,934.56
Superior Court	35,877,702.00	Other Statutory Expenditures	250,000.00	County Clerk & Register	3,611,025.81
Surrogates Office		Ceta & Other Public Employment Programs		Surrogate	543,398.50
Probation Office		<b>COUNTY FUNCTIONS TOTAL</b>	443,245,228.50	Sheriff	963,319.14
County Clerk (Judicial Functions)		<b>CAPITAL IMPROVEMENTS *MEMO</b>	1,500,000.00	Other Miscellaneous Revenues	40,065,809.43
		<b>DEBT SERVICE</b>		Other Revenues, Revenue Sharing, Tax Effort	
		Principal Payments	38,404,270.34	<b>TOTAL</b>	470,481,260.03
		Interest Payments	32,848,878.26	Prior Years Surplus Appropriated	2,851,494.66
<b>PUBLIC SAFETY</b>		<b>DEFERRED CHARGES</b>	2,256,749.34	<b>REVENUES TOTAL</b>	473,332,754.69
Prosecutor's Office	22,667,134.00	<b>RESERVE FOR UNCOLLECTED TAXES</b>			
County Police	3,599,505.00	<b>EXPENDITURES TOTAL</b>	516,755,126.44	<b>CURRENT FINANCES DECEMBER 31,</b>	
Sheriff's Office	20,851,879.00			<b>ASSETS</b>	
Civil Defense and Disaster Control		<b>CAPITAL DEBT AUTHORIZED, DECEMBER 31,</b>		Cash Dec. 31,	8,379,063.61
Environmental Inspection and Control		<b>ISSUED AND UNISSUED</b>		Taxes Receivable	369,207.54
Weights and Measures		School		Emergencies and Other Deferred Charges	54,828,090.71
Correctional and Penal	41,123,579.00	Self-liquidating		State Aid Receivable	
Other Public Safety		Other	930,817,395	Other Receivable	437,471.23
		Total	930,817,395	<b>TOTAL</b>	64,013,823.09
		<b>NET DEBT</b>		<b>LIABILITIES RESERVES, AND SURPLUS</b>	
		School		Cash Liabilities	63,207,144.37
		Self-liquidating	455,539,876	Reserves For Receivables	806,678.77
		Other	455,539,876	Surplus Dec. 31,	
		Total	667,621,836.80	<b>TOTAL</b>	64,013,823.09
<b>PUBLIC WORKS</b>		<b>ISSUED AND OUTSTANDING</b>			
Roads and Bridges, Streets, Drainage	5,387,037.45	School			
State Aid Motor Vehicle Fund		Self-liquidating			
County Funds	2,567,959.00	Other	667,621,836.80		
Other Roads and Bridges		Total	667,621,836.80		
Public Buildings and Grounds	13,966,451.00	<b>Equalized Valuation Basis</b>			
Other Public Works	1,774,316.00	for Net Debt Computation			
<b>HEALTH AND WELFARE</b>		<b>CAPITAL OUTLAY TOTAL</b>	20,272,107.14		
County Health Department	1,017,111.00	Public Enterprises			
Mental Health Activities	43,272,817.00	Recreation—Culture	1,269,574.66		
Tubercular Patient Care		Public Works	14,632,535.13		
County Hospitals, Homes	37,514,553.00	Buildings and Grounds	4,369,997.35		
County Aid to Hospitals		Library and Education			
Health Clinics		Conservation			
Mosquito Extermination		All Other			
Health Services Except Environmental	3,253,258.45				
County Welfare Board	70,217,871.00				
Child Welfare					
Other Welfare Services	2,486,000.00				
<b>RECREATION AND CONSERVATION</b>					
Perks, Playgrounds, Shade Trees	11,509,463.00				
Land Reclamation and Conservation					
Other Recreational Services	1,467,214.00				

COUNTY	ESSEX
COUNTY SEAT	Newark City
Form of Government	*Board of Chosen Freeholders 9 Members
Number of Constituent Municipalities	22
Population Census 1990	778,206
Population Census 1994	766,371
Land Area - Square Miles	127
Net Value on Which County Taxes are Apportioned	38,135,568,760
Tax Rate per \$100	1
Tax levy	262,594,859

Distribution of Ratables

Class	Line Items	Assessed Valuation	% of Valuation
#1 - Vacant Land	10,399	\$238,365,300	1.37%
#2 - Residential	143,164	\$12,477,797,400	71.51%
#3A & 3B - Farm	45	\$2,674,100	0.02%
#4A - Commercial	11,443	\$2,835,576,900	16.25%
#4B - Industrial	2,276	\$1,226,767,200	7.03%
#4C - Apartments	2,644	\$667,521,300	3.83%
Total	169971	\$17,448,702,200	100.00%

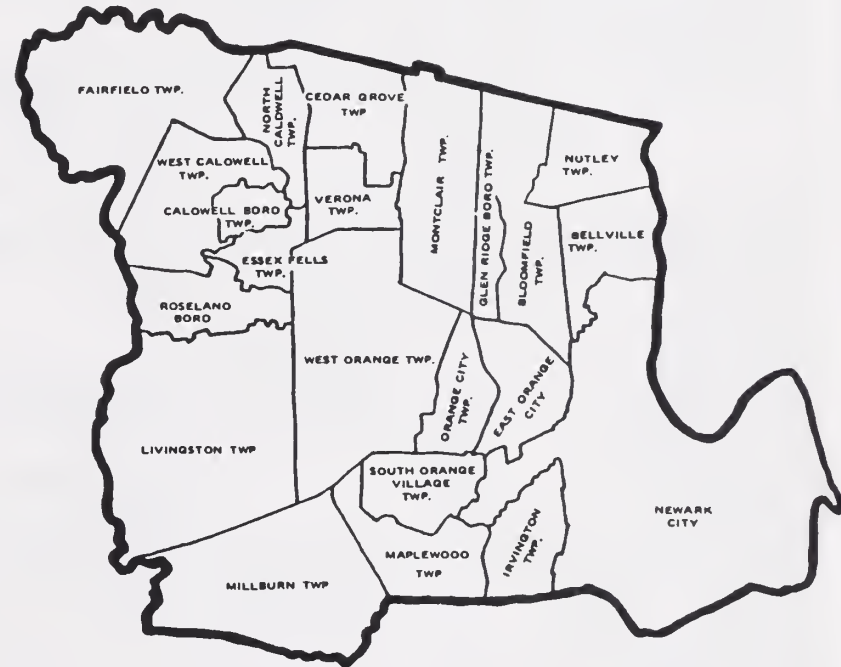
Bond Ratings:

Moody's Aaa

Standard & Poors AAA



ESSEX COUNTY



\*County Executive Plan - Optional County Charter Law, 1972

Population 1980 230,092  
 Population 1990 241,621  
 S & P Rating AA-  
 Moody Rating A1  
 Land Area 328.36 Sq. Miles

Net Valuation Taxable 9,686,401,776  
 Net Valuation on Which County Taxes are Apportioned: 10,825,552,547

**GLOUCESTER COUNTY - Class 2 -**  
**Form of Government:**  
**Board of Chosen Freeholders**  
 Number of Members on Governing Body - 7

PER CAPITA:  
 Gross Debt 419.64  
 Net Debt 353.09  
 Debt Service 37.24  
 Total Tax Levy 275.73  
 County Functions: 431.57

PER CENT:  
 Gross Debt  
 Net Debt

EXPENDITURES		EXPENDITURES (cont'd.)		REVENUES REALIZED	
<b>GENERAL GOVERNMENT</b>		<b>EDUCATION (excluding schools)</b>		<b>Property Taxes</b>	<b>66,622,114.51</b>
Governing Body and Public Boards	315,169.00	County Superintendent of Schools	249,312.00	Financial Business Tax	
County Clerk	618,551.00	Vocational Schools	3,262,035.00	Franchise Tax	
Financial Administration	1,549,706.00	County College	6,815,662.00	Bank Corp. Tax	
Board of Taxation	157,027.00	County Extension Services	588,483.00	Other Miscellaneous Taxes	
Planning, Housing, Development	840,744.00	Libraries	1,120.00	State Aid Revenues	15,190,093.43
Human Resources	1,852,435.00	Other Educational Services	3,548,227.00	Federal Aid Revenues	
Elections	775,276.00	<b>STATUTORY EXPENDITURES</b>		State and Local Fiscal Assistance Act Utilized	
General Administration	7,975,249.69	Pensions and F.I.C.A.	6,711,000.00	Institutional Revenues	89,298.80
<b>JUDICIARY</b>		Employee Fringe Benefits	9,071,941.00	Courts	453,929.33
Superior Court	6,701,857.00	Other Statutory Expenditures	200,000.00	County Clerk & Register	1,838,145.64
Surrogates Office	278,019.00	Ceta & Other Public Employment Programs		Surrogate	122,764.00
Probation Office		<b>COUNTY FUNCTIONS TOTAL</b>	<b>95,240,621.37</b>	Sheriff	362,831.65
County Clerk (Judicial Functions)		<b>CAPITAL IMPROVEMENTS *MEMO</b>	<b>550,000.00</b>	Other Miscellaneous Revenues	14,503,332.36
		<b>DEBT SERVICE</b>		Other Revenues, Revenue Sharing, Tax Effort	
		Principal Payments	5,520,088.89	<b>TOTAL</b>	<b>99,182,500.27</b>
		Interest Payments	3,478,559.95	Prior Years Surplus Appropriated	10,500,000.00
		<b>DEFERRED CHARGES</b>	<b>36,253.64</b>	<b>REVENUES TOTAL</b>	<b>109,682,500.27</b>
		<b>RESERVE FOR UNCOLLECTED TAXES</b>			
<b>PUBLIC SAFETY</b>		<b>EXPENDITURES TOTAL</b>	<b>104,275,523.85</b>	<b>CURRENT FINANCES DECEMBER 31,</b>	
Prosecutor's Office	3,020,739.00	<b>CAPITAL DEBT AUTHORIZED, DECEMBER 31,</b>		<b>ASSETS</b>	
County Police	15,000.00	<b>ISSUED AND UNISSUED</b>		Cash Dec. 31,	22,019,002.26
Sheriff's Office	2,818,186.00	School		Taxes Receivable	
Civil Defense and Disaster Control	70,929.73	Self-liquidating		Emergencies and Other Deferred Charges	
Environmental Inspection and Control	27,025.00	Other	101,394,677	State Aid Receivable	
Weights and Measures		Total	101,394,677	Other Receivable	105,984.33
Correctional and Penal	5,039,259.00			<b>TOTAL</b>	<b>22,124,986.59</b>
Other Public Safety	89,258.00	<b>ISSUED AND OUTSTANDING</b>		<b>LIABILITIES RESERVES, AND SURPLUS</b>	
		School		Cash Liabilities	7,138,714.92
		Self-liquidating		Reserves For Receivables	105,984.33
		Other		Surplus Dec. 31,	14,880,287.34
		Total		<b>TOTAL</b>	<b>22,124,986.59</b>
<b>PUBLIC WORKS</b>		Equalized Valuation Basis for Net Debt Computation			
Roads and Bridges, Streets, Drainage	2,914,292.95	<b>CAPITAL OUTLAY TOTAL</b>	<b>17,655,885.97</b>		
State Aid Motor Vehicle Fund		Public Enterprises			
County Funds	1,179,112.00	Recreation—Culture	6,227,278.13		
Other Roads and Bridges		Public Works	3,906,180.13		
Public Buildings and Grounds	3,758,021.00	Buildings and Grounds	7,522,627.71		
Other Public Works	870,131.00	Library and Education			
<b>HEALTH AND WELFARE</b>		Conservation			
County Health Department	314,200.00	All Other			
Mental Health Activities	5,934,350.00				
Tubercular Patient Care					
County Hospitals, Homes					
County Aid to Hospitals					
Health Clinics					
Mosquito Extermination					
Health Services Except Environmental	8,930,202.00				
County Welfare Board	7,857,227.00				
Child Welfare					
Other Welfare Services	354,758.00				
<b>RECREATION AND CONSERVATION</b>					
Parks, Playgrounds, Shade Trees					
Land Reclamation and Conservation	377,339.00				
Other Recreational Services	2,157,719.00				

COUNTY	GLOUCESTER	
COUNTY SEAT	Woodbury City	
Form of Government	Board of Chosen Freeholders	7 Members
Number of Constituent Municipalities		24
Population Census 1990		230,082
Population Census 1994		241,621
Land Area - Square Miles		328
Net Value on Which County Taxes are Apportioned		10,825,552,547
Tax Rate per \$100		1
Tax levy		66,622,115



GLOUCESTER COUNTY

Distribution of Ratables

Class	Line Items	Assessed Valuation	% of Valuation	
#1	- Vacant Land	14,312	\$320,342,500	3.34%
#2	- Residential	69,540	\$6,343,316,000	66.10%
#3A & 3B	- Farm	4,986	\$180,198,345	1.88%
#4A	- Commercial	3,595	\$1,512,980,140	15.77%
#4B	- Industrial	191	\$1,035,906,765	10.79%
#4C	- Apartments	197	\$204,176,100	2.13%
<b>Total</b>		<b>92,821</b>	<b>\$9,596,919,850</b>	<b>100.00%</b>

Bond Ratings:

Moody's A1

Standard & Poors AAA



0900

Population 1980 553,099  
 Population 1990 550,803  
 S & P Rating AA  
 Moody Rating AAA  
 Land Area 46.42 Sq. Miles

Net Valuation Taxable 19,745,749,037  
 Net Valuation on Which County Taxes are apportioned: 22,468,540,050

**HUDSON COUNTY - Class 1 -**  
**Form of Government:**  
**County Exec. Plan - (O.C.C.L. - 1972)**  
**Number of Members on Governing Body - 9**

PER CAPITA:  
 Gross Debt 467.29  
 Net Debt 235.15  
 Debt Service 15.38  
 Total Tax Levy 262.00  
 County Functions: 568.65

PER CENT:  
 Gross Debt  
 Net Debt

EXPENDITURES	EXPENDITURES (cont'd.)	REVENUES REALIZED
<b>GENERAL GOVERNMENT</b>	<b>EDUCATION (excluding schools)</b>	<b>Property Taxes</b>
Governing Body and Public Boards	County Superintendent of Schools	
County Clerk	Vocational Schools	144,311,445.00
Financial Administration	County College	
Board of Taxation	County Extension Services	
Planning, Housing, Development	Libraries	
Human Resources	Other Educational Services	
Elections	<b>STATUTORY EXPENDITURES</b>	
General Administration	Pensions and F.I.C.A.	
<b>JUDICIARY</b>	Employee Fringe Benefits	
Superior Court	Other Statutory Expenditures	
Surrogates Office	Ceta & Other Public Employment Programs	
Probation Office	<b>COUNTY FUNCTIONS TOTAL</b>	
County Clerk (Judicial Functions)	<b>CAPITAL IMPROVEMENTS *MEMO</b>	
<b>PUBLIC SAFETY</b>	<b>DEBT SERVICE</b>	
Prosecutor's Office	Principal Payments	
County Police	Interest Payments	
Sheriff's Office	<b>DEFERRED CHARGES</b>	
Civil Defense and Disaster Control	<b>RESERVE FOR UNCOLLECTED TAXES</b>	
Environmental Inspection and Control	<b>EXPENDITURES TOTAL</b>	
Weights and Measures	<b>CAPITAL DEBT AUTHORIZED, DECEMBER 31,</b>	
Correctional and Penal	<b>ISSUED AND UNISSUED GROSS DEBT</b>	
Other Public Safety	School	<b>NET DEBT</b>
	Self-liquidating	
	Other	
	Total	
<b>PUBLIC WORKS</b>	<b>ISSUED AND OUTSTANDING</b>	
Roads and Bridges, Streets, Drainage	School	
State Aid Motor Vehicle Fund	Self-liquidating	
County Funds	Other	
Other Roads and Bridges	Total	
Public Buildings and Grounds	<b>Equalized Valuation Basis</b>	
Other Public Works	for Net Debt Computation	
<b>HEALTH AND WELFARE</b>	<b>CAPITAL OUTLAY TOTAL</b>	
County Health Department	Public Enterprises	
Mental Health Activities	Recreation—Culture	
Tubercular Patient Care	Public Works	
County Hospitals, Homes	Buildings and Grounds	
County Aid to Hospitals	Library and Education	
Health Clinics	Conservation	
Mosquito Extermination	All Other	
Health Services Except Environmental		
County Welfare Board		
Child Welfare		
Other Welfare Services		
<b>RECREATION AND CONSERVATION</b>		
Parks, Playgrounds, Shade Trees		
Land Reclamation and Conservation		
Other Recreational Services		
		<b>CURRENT FINANCES DECEMBER 31,</b>
		<b>ASSETS</b>
		Cash Dec. 31,
		Taxes Receivable
		Emergencies and Other Deferred Charges
		State Aid Receivable
		Other Receivable
		TOTAL
		<b>LIABILITIES RESERVES, AND SURPLUS</b>
		Cash Liabilities
		Reserves For Receivables
		Surplus Dec. 31,
		TOTAL

COUNTY	HUDSON
COUNTY SEAT	Jersey City
Form of Government	*Board of Chosen Freeholders 9 Members
Number of Constituent Municipalities	12
Population Census 1990	553,099
Population Census 1994	550,803
Land Area - Square Miles	46
Net Value on Which County Taxes are Apportioned	22,468,540,050
Tax Rate per \$100	1
Tax levy	144,311,445

Distribution of Ratables

Class	Line Items	Assessed Valuation	% of Valuation
#1 - Vacant Land	7,536	\$986,722,693	5.04%
#2 - Residential	83,267	\$9,522,277,662	48.61%
#3A & 3B - Farm	0	\$0	0.00%
#4A - Commercial	10,223	\$4,274,653,596	21.82%
#4B - Industrial	2,414	\$3,224,752,525	16.46%
#4C - Apartments	4,259	\$1,580,879,850	8.07%
<b>Total</b>	<b>107,699</b>	<b>\$19,589,286,326</b>	<b>100.00%</b>

Bond Ratings:

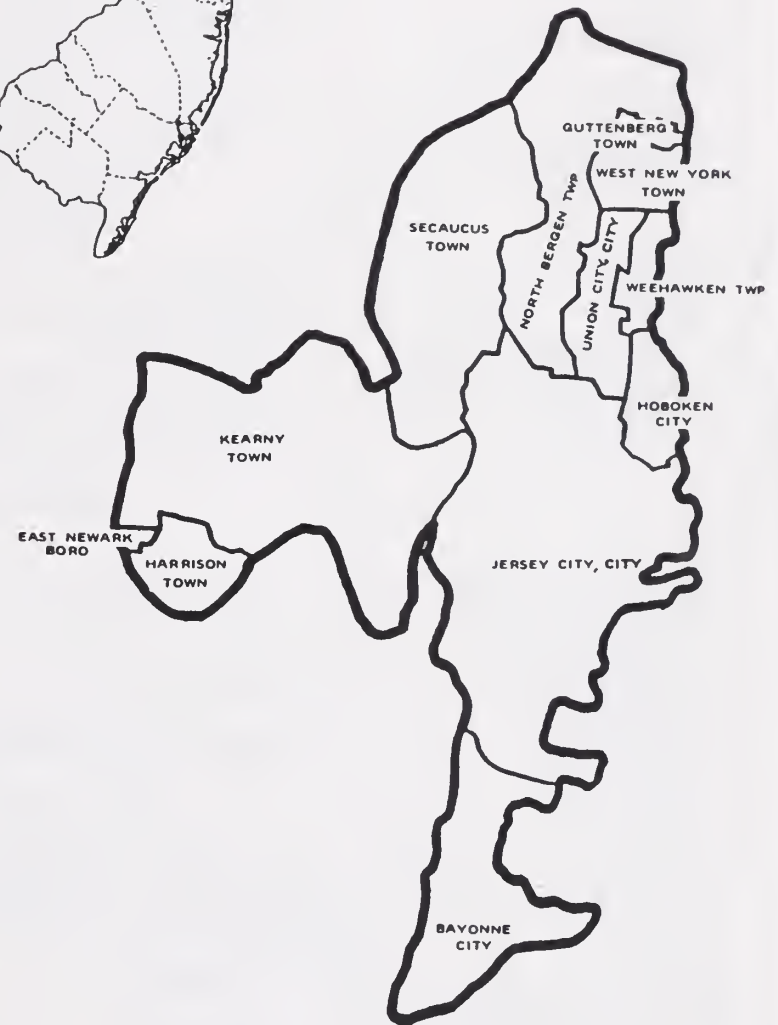
Moody's Baa

Standard & Poors A+

\*County Executive Plan - Optional County Charter Law, 1972



HUDSON COUNTY



1000  
 Population 1980 107,776  
 Population 1990 115,298  
 S & P Rating  
 Moody Rating AA  
 Land Area 429.60 Sq. Miles

Net Valuation Taxable 9,416,534,539  
 Net Valuation on Which County Taxes are apportioned: 9,683,595,678

**HUNTERDON COUNTY - Class 3 -**  
**Form of Government:**  
**Board of Chosen Freeholders**  
**Number of Members on Governing Body - 3**

PER CAPITA:  
 Gross Debt 920.69  
 Net Debt 920.20  
 Debt Service 31.73  
 Total Tax Levy 268.09  
 County Functions: 379.92

PER CENT:  
 Gross Debt  
 Net Debt

EXPENDITURES	EXPENDITURES (cont'd.)	REVENUES REALIZED
<b>GENERAL GOVERNMENT</b>	<b>EDUCATION (excluding schools)</b>	<b>Property Taxes 30,910,654.00</b>
Governing Body and Public Boards 1,296,830.00	County Superintendent of Schools 147,706.00	Financial Business Tax
County Clerk 321,330.00	Vocational Schools 445,000.00	Franchise Tax
Financial Administration 389,278.00	County College 2,945,000.00	Bank Corp. Tax
Board of Taxation 174,553.00	County Extension Services 222,759.00	Other Miscellaneous Taxes
Planning, Housing, Development 424,045.00	Libraries	State Aid Revenues 5,749,209.91
Human Resources 1,377,496.49	Other Educational Services 324,907.00	Federal Aid Revenues
Elections 298,138.00	<b>STATUTORY EXPENDITURES</b>	State and Local Fiscal Assistance Act Utilized
General Administration 4,509,226.96	Pensions and F.I.C.A. 2,073,894.00	Institutional Revenues 38,745.69
<b>JUDICIARY</b>	Employee Fringe Benefits 2,955,000.00	Courts 65,078.99
Superior Court 790,802.00	Other Statutory Expenditures	County Clerk & Register 604,177.01
Surrogates Office 156,274.00	Cele & Other Public Employment Programs	Surrogate 67,368.37
Probation Office 845,975.00	<b>COUNTY FUNCTIONS TOTAL 40,149,116.45</b>	Sheriff 151,946.30
County Clerk (Judicial Functions)	<b>CAPITAL IMPROVEMENTS *MEMO 1,600,000.00</b>	Other Miscellaneous Revenues 3,506,306.07
<b>PUBLIC SAFETY</b>	<b>DEBT SERVICE</b>	Other Revenues, Revenue Sharing, Tax Effort
Prosecutor's Office 1,732,143.00	Principal Payments 2,222,661.60	<b>TOTAL 41,093,486.32</b>
County Police 1,409,421.00	Interest Payments 1,432,229.88	Prior Years Surplus Appropriated 4,956,588.00
Sheriff's Office 908,717.00	<b>DEFERRED CHARGES</b>	<b>REVENUES TOTAL 46,050,074.32</b>
Civil Defense and Disaster Control 14,025.00	<b>RESERVE FOR UNCOLLECTED TAXES</b>	<b>CURRENT FINANCES DECEMBER 31,</b>
Environmental Inspection and Control 7,715.00	<b>EXPENDITURES TOTAL 43,804,007.93</b>	<b>ASSETS</b>
Weights and Measures 39,570.00	<b>CAPITAL DEBT AUTHORIZED, DECEMBER 31,</b>	Cash Dec. 31, 10,645,010.28
Correctional and Penal 1,858,443.00	<b>ISSUED AND UNISSUED GROSS DEBT NET DEBT</b>	Taxes Receivable 445,171.34
Other Public Safety 60,431.00	School	Emergencies and Other Deferred Charges
	Self-liquidating	State Aid Receivable
	Other 106,153,875	Other Receivable 415,110.83
	Total 106,153,875	<b>TOTAL 11,505,292.45</b>
<b>PUBLIC WORKS</b>	<b>ISSUED AND OUTSTANDING</b>	<b>LIABILITIES RESERVES, AND SURPLUS</b>
Roads and Bridges, Streets, Drainage 827,103.00	School	Cash Liabilities 3,854,103.06
State Aid Motor Vehicle Fund	Self-liquidating	Reserves For Receivables 860,282.17
County Funds 4,381,020.00	Other 32,068,459.78	Surplus Dec. 31, 6,790,907.22
Other Roads and Bridges 1,169,553.00	<b>Total 32,068,459.78</b>	<b>TOTAL 11,505,292.45</b>
Public Buildings and Grounds 240,000.00	<b>Equalized Valuation Basis for Net Debt Computation</b>	
Other Public Works	<b>CAPITAL OUTLAY TOTAL 12,469,310.78</b>	
<b>HEALTH AND WELFARE</b>	Public Enterprises	
County Health Department 103,750.00	Recreation - Culture 540,259.87	
Mental Health Activities 3,450,985.00	Public Works 6,065,514.25	
Tubercular Patient Care	Buildings and Grounds 5,912,641.61	
County Hospitals, Homes	Library and Education 50,895.05	
County Aid to Hospitals	Conservation	
Health Clinics 29,397.00	All Other	
Mosquito Extermination		
Health Services Except Environmental 1,926,828.00		
County Welfare Board 1,419,891.00		
Child Welfare		
Other Welfare Services 87,909.00		
<b>RECREATION AND CONSERVATION</b>		
Parks, Playgrounds, Shade Trees 6,000.00		
Land Reclamation and Conservation 130,384.00		
Other Recreational Services 647,617.00		

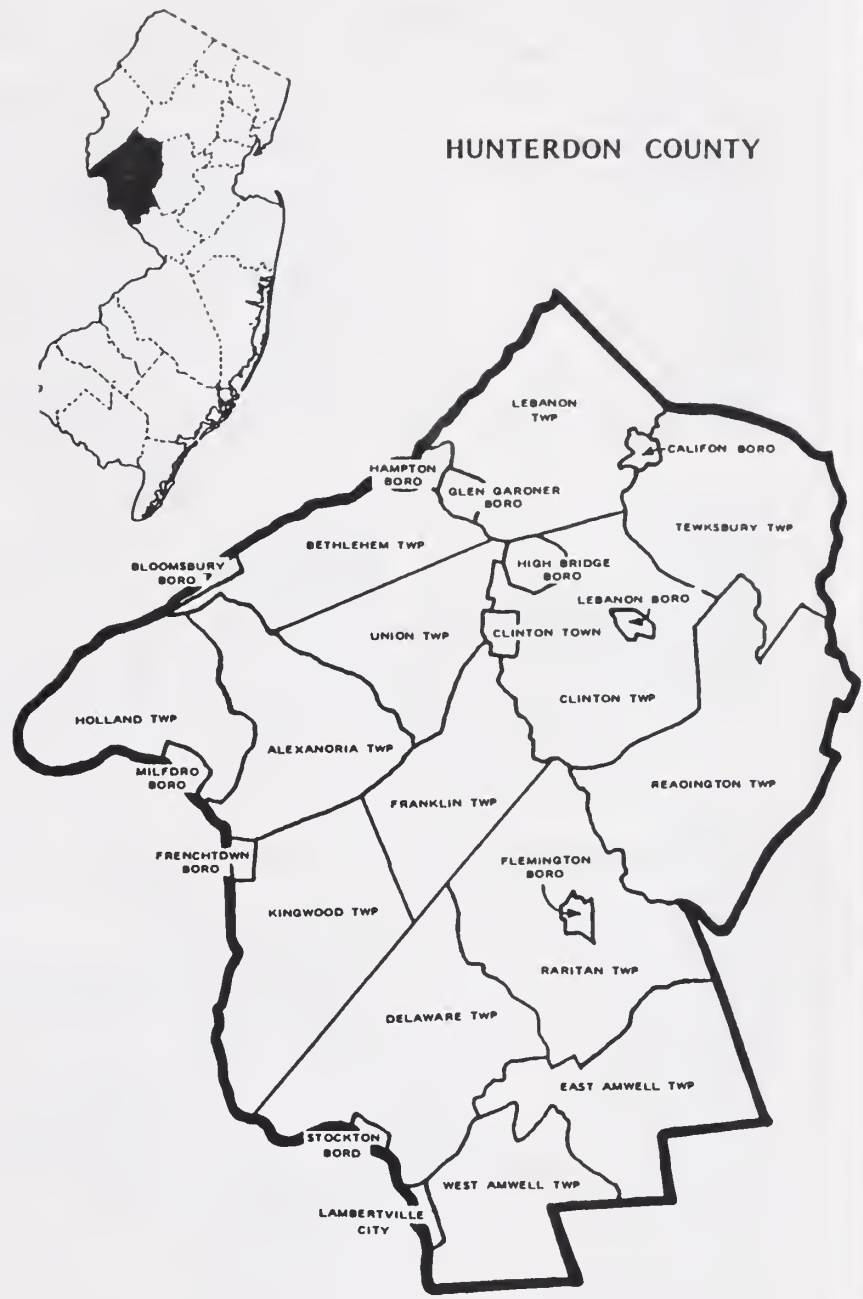
COUNTY	HUNTERDON
COUNTY SEAT	Flemington Borough
Form of Government	Board of Chosen Freeholders 3 Members
Number of Constituent Municipalities	26
Population Census 1990	107,776
Population Census 1994	115,298
Land Area - Square Miles	430
Net Value on Which County Taxes are Apportioned	9,688,595,679
Tax Rate per \$100	0
Tax levy	30,910,654

Distribution of Ratables

Class	Line Items	Assessed Valuation	% of Valuation	
#1	- Vacant Land	5,081	\$382,870,642	4.09%
#2	- Residential	33,503	\$6,452,430,770	68.87%
#3A & 3B	- Farm	8,344	\$772,947,818	8.25%
#4A	- Commercial	1,921	\$1,293,733,723	13.81%
#4B	- Industrial	161	\$399,183,365	4.26%
#4C	- Apartments	116	\$68,062,200	0.73%
<b>Total</b>		<b>49,126</b>	<b>\$9,369,228,518</b>	<b>100.00%</b>

Bond Ratings:

Moody's	<u>Aa2</u>
Standard & Poors	<u>AAA</u>



\*County Executive Plan - Optional County Charter Law, 1972

Population 1980 325,824  
 Population 1990 329,213  
 S & P Rating AA  
 Moody Rating AA2  
 Land Area 226.00 Sq. Miles

Net Valuetion Taxable 13,245,561,962  
 Net Valuetion on Which County Taxes  
 ere apportioned: 18,818,891,600

**MERCER COUNTY - Class 2 -**  
**Form of Government:**  
**County Exec. Plan - (O.C.C.L. - 1972)**  
**Number of Members on Governing Body - 7**

PER CAPITA:  
 Gross Debt 821.15  
 Net Debt 331.78  
 Debt Service 39.78  
 Total Tax Levy 311.09  
 County Functions: 544.95

PER CENT:  
 Gross Debt  
 Net Debt

EXPENDITURES	EXPENDITURES (cont'd.)	REVENUES REALIZED
<b>GENERAL GOVERNMENT</b>		<b>Property Taxes 102,413,568.00</b>
Governing Body end Public Boards 959,814.00	EDUCATION (excluding schools)	Financial Business Tax
County Clerk	County Superintendent of Schools 115,136.00	Frenchlise Tax 204,688.00
Financial Adminstration 1,039,217.00	Vocational Schools 4,618,797.00	Bank Corp. Tax
Board of Taxation 184,297.00	County College 10,167,126.00	Other Miscellaneous Taxes
Planning, Housing, Development 916,194.00	County Extension Services	State Aid Revenues 35,006,005.00
Human Resources 4,014,004.00	Libraries	Federal Aid Revenues
Elections 1,526,407.00	Other Educational Services 3,364,189.00	State end Local Fiscal Assistance Act Utilized
General Administration 11,681,352.00	<b>STATUTORY EXPENDITURES</b>	Institutional Revenues 154,359.00
<b>JUDICIARY</b>	Pensions and F.I.C.A. 6,812,018.00	Courts 363,621.00
Superior Court 7,587,492.00	Employee Fringe Benefits 10,337,372.00	County Clerk & Register 2,705,648.00
Surrogates Office 315,020.00	Other Statutory Expenditures	Surrogate 224,714.00
Probation Office 3,476,997.00	Ceta & Other Public Employment Programs	Other Miscellaneous Revenues 39,749,275.18
County Clerk (Judicial Functions)	<b>COUNTY FUNCTIONS TOTAL 165,920,778.00</b>	Other Revenues, Revenue Shering, Tax Effort
	CAPITAL IMPROVEMENTS *MEMO 682,600.00	<b>TOTAL 180,821,878.18</b>
	DEBT SERVICE	Prior Years Surplus Appropriated 530,000.00
	Prinipel Payments 8,589,779.00	<b>REVENUES TOTAL 181,351,878.18</b>
	Interest Payments 4,176,152.00	
<b>PUBLIC SAFETY</b>	DEFERRED CHARGES 647,319.53	<b>CURRENT FINANCES DECEMBER 31,</b>
Prosecutor's Office 5,058,343.00	RESERVE FOR UNCOLLECTED TAXES	<b>ASSETS</b>
County Police 3,267,541.00	EXPENDITURES TOTAL 179,404,028.53	Cash Dec. 31, 28,043,873.74
Sheriff's Office 4,707,360.00		Taxes Receivable 1,729,927.00
Civil Defense and Disaster Control 79,242.00		Emergences end Other Deferred Cherges 353,000.00
Environmental Inspection end Control		State Aid Receivable
Weights end Measures		Other Receivable 96,423.94
Correctional and Penel 13,887,932.00		<b>TOTAL 30,223,224.69</b>
Other Public Safety 269,190.00		<b>LIABILITIES RESERVES, AND SURPLUS</b>
		Cash Liabilities 24,258,332.69
		Reserves For Receivables 1,820,495.51
		Surplus Dec. 31, 4,144,096.48
		<b>TOTAL 30,222,924.68</b>
<b>PUBLIC WORKS</b>		
Roads and Bridges, Streets, Drainage 653,296.00	<b>CAPITAL DEBT AUTHORIZED, DECEMBER 31,</b>	
State Aid Motor Vehicle Fund	ISSUED AND UNISSUED	
County Funds	SCHOOL GROSS DEBT NET DEBT	
Other Roads and Bridges 5,315,947.00	School	
Public Buildings and Grounds 6,089,279.00	Self-liquidating	
Other Public Works	Other 270,334,294	109,225,576
	Total 270,334,294	109,225,576
<b>HEALTH AND WELFARE</b>		
County Health Department 250,721.00	<b>ISSUED AND OUTSTANDING</b>	
Mental Health Activities 22,917,764.00	School	
Tubercular Patient Care	Self-liquidating	
County Hospitals, Homes	Other	
County Aid to Hospitals	Total 245,254,554.00	245,254,554.00
Health Clinics		
Mosquito Extermination	Equalized Valuation Basis	
Health Services Except Environmental 11,517,195.00	for Net Debt Computation	
County Welfare Board 17,038,223.00	<b>CAPITAL OUTLAY TOTAL 12,360,930.00</b>	
Child Welfare 336,566.00	Public Enterprises	
Other Welfare Services 1,153,233.00	Recreation—Culture 59,705.00	
<b>RECREATION AND CONSERVATION</b>	Public Works 6,306,699.00	
Parks, Playgrounds, Shede Trees 6,264,694.00	Buildings end Grounds 5,590,328.00	
Land Reclamation end Conservation	Library end Educetion 404,198.00	
Other Recreational Services 68,820.00	Conservation	
	All Other	

COUNTY	MERCER
COUNTY SEAT	Trenton City
Form of Government	*Board of Chosen Freeholders 7 Members
Number of Constituent Municipalities	13
Population Census 1990	325,824
Population Census 1994	329,213
Land Area - Square Miles	226
Net Value on Which County Taxes are Apportioned	18,818,891,600
Tax Rate per \$100	1
Tax levy	102,413,568

Distribution of Ratables

Class	Line Items	Assessed Valuation	% of Valuation	
#1	- Vacant Land	8,363	\$318,066,780	2.43%
#2	- Residential	92,812	\$8,981,882,930	68.58%
#3A & 3B	- Farm	2,268	\$142,276,843	1.09%
#4A	- Commercial	5,635	\$2,740,324,787	20.92%
#4B	- Industrial	345	\$548,460,230	4.19%
#4C	- Apartments	355	\$365,744,010	2.79%
Total		109,778	\$13,096,755,580	100.00%

Bond Ratings:

Moody's Aa2

Standard & Poors AA-



MERCER COUNTY



\*County Executive Plan - Optional County Charter Law, 1972

1200

Population 1980 671,780  
 Population 1990 692,365  
 S & P Rating AA+  
 Moody Rating AAA  
 Land Area 311.00 Sq. Miles

Net Valuetion Taxable 34,872,636,510  
 Net Valuetion on Which County Taxes are apportioned: 43,215,367,798

**MIDDLESEX COUNTY - Class 2 -**  
 Form of Government:  
**Board of Chosen Freeholders**  
 Number of Members on Governing Body - 7

PER CAPITA:  
 Gross Debt 421.50  
 Net Debt 375.57  
 Debt Service 42.74  
 Total Tax Levy 265.32  
 County Functions: 426.59

PER CENT:  
 Gross Debt  
 Net Debt

EXPENDITURES		EXPENDITURES (cont'd.)		REVENUES REALIZED	
<b>GENERAL GOVERNMENT</b>		<b>EDUCATION (excluding schools)</b>		<b>Property Taxes</b>	<b>183,700,000.00</b>
Governing Body and Public Boards	1,771,118.00	County Superintendent of Schools	223,125.00	Financial Business Tax	
County Clerk	1,060,145.00	Vocational Schools		Franchise Tax	
Financial Administration	1,130,743.00	County College	12,810,422.00	Bank Corp. Tax	
Board of Taxation	211,400.00	County Extension Services	224,030.00	Other Miscellaneous Taxes	1,094,529.00
Planning, Housing, Development	966,463.00	Libraries		State Aid Revenues —	41,234,502.00
Human Resources	4,165,259.00	Other Educational Services	28,008,716.00	Federal Aid Revenues	13,440,536.00
Elections	2,133,465.00	<b>STATUTORY EXPENDITURES</b>		State and Local Fiscal Assistance Act Utilized	
General Administration	11,707,391.00	Pensions and F.I.C.A.	14,480,953.00	Institutional Revenues	26,784,393.00
<b>JUDICIARY</b>		Employee Fringe Benefits	21,135,000.00	Courts	2,189,355.00
Superior Court	15,076,770.00	Other Statutory Expenditures		County Clerk & Register	4,444,044.00
Surrogates Office	409,082.00	Ceta & Other Public Employment Programs		Surrogate	366,569.00
Probation Office		<b>COUNTY FUNCTIONS TOTAL</b>	<b>265,751,004.00</b>	Sheriff	788,546.00
County Clerk (Judicial Functions)	2,950,864.00	<b>CAPITAL IMPROVEMENTS *MEMO</b>	<b>1,092,100.00</b>	Other Miscellaneous Revenues	17,064,126.00
<b>PUBLIC SAFETY</b>		<b>DEBT SERVICE</b>		Other Revenues, Revenue Sharing, Tax Effort	
Prosecutor's Office	10,440,252.00	Principal Payments	20,446,000.00	<b>TOTAL</b>	<b>291,106,600.00</b>
County Police	269,545.00	Interest Payments	9,144,879.00	Prior Years Surplus Appropriated	10,391,000.00
Sheriff's Office	8,930,880.00	<b>DEFERRED CHARGES</b>	<b>10,823.00</b>	<b>REVENUES TOTAL</b>	<b>301,497,600.00</b>
Civil Defense and Disaster Control	152,060.00	<b>RESERVE FOR UNCOLLECTED TAXES</b>		<b>CURRENT FINANCES DECEMBER 31,</b>	
Environmental Inspection and Control	376,708.00	<b>EXPENDITURES TOTAL</b>	<b>295,352,706.00</b>	<b>ASSETS</b>	
Weights and Measures	379,500.00	<b>CAPITAL DEBT AUTHORIZED, DECEMBER 31,</b>		Cash Dec. 31,	22,216,493.00
Correctional and Penal	22,377,161.00	<b>ISSUED AND UNISSUED</b>		Taxes Receivable	802,362.00
Other Public Safety		School		Emergencies and Other Deferred Charges	
<b>PUBLIC WORKS</b>		Self-liquidating		State Aid Receivable	
Roads and Bridges, Streets, Drainage	4,353,718.00	Other	291,832,257	Other Receivable	10,468,086.00
State Aid Motor Vehicle Fund		<b>Total</b>	<b>291,832,257</b>	<b>TOTAL</b>	<b>33,486,941.00</b>
County Funds	50,000.00	<b>ISSUED AND OUTSTANDING</b>		<b>LIABILITIES RESERVES, AND SURPLUS</b>	
Other Roads and Bridges		School		Cash Liabilities	20,278,900.00
Public Buildings and Grounds	5,017,775.00	Self-liquidating		Reserves For Receivables	1,351,049.00
Other Public Works	2,632,139.00	Other		Surplus Dec. 31,	11,856,992.00
<b>HEALTH AND WELFARE</b>		<b>Total</b>	<b>202,891,000.00</b>	<b>TOTAL</b>	<b>33,486,941.00</b>
County Health Department	578,875.00	Equalized Valuation Basis for Net Debt Computation			
Mental Health Activities	26,302,971.00	<b>CAPITAL OUTLAY TOTAL</b>	<b>29,487,469.00</b>		
Tubercular Patient Care		Public Enterprises			
County Hospitals, Homes	29,594,354.00	Recreation—Culture			
County Aid to Hospitals		Public Works	2,839,701.00		
Health Clinics	270,600.00	Buildings and Grounds	26,647,769.00		
Mosquito Extermination	1,102,725.00	Library and Education			
Health Services Except Environmental	8,535,950.00	Conservation			
County Welfare Board	12,059,621.00	All Other			
Child Welfare	1,612,101.00				
Other Welfare Services	38,300.00				
<b>RECREATION AND CONSERVATION</b>					
Perks, Playgrounds, Shade Trees	8,677,360.00				
Land Reclamation and Conservation	3,533,466.00				
Other Recreational Services					

COUNTY	MIDDLESEX
COUNTY SEAT	New Brunswick City
Form of Government	Board of Chosen Freeholders 7 Members
Number of Constituent Municipalities	25
Population Census 1990	671,780
Population Census 1994	692,365
Land Area - Square Miles	311
Net Value on Which County Taxes are Apportioned	43,215,367,798
Tax Rate per \$100	0
Tax levy	183,700,000

Distribution of Ratables

Class	Line Items	Assessed Valuation	% of Valuation	
#1	- Vacant Land	17,211	\$1,099,886,070	3.19%
#2	- Residential	180,778	\$20,847,710,805	60.41%
#3A & 3B	- Farm	1,849	\$123,303,300	0.36%
#4A	- Commercial	7,939	\$4,930,090,800	14.29%
#4B	- Industrial	2,140	\$5,786,399,710	16.77%
#4C	- Apartments	706	\$1,722,766,896	4.99%
Total		210,623	\$34,510,157,581	100.00%

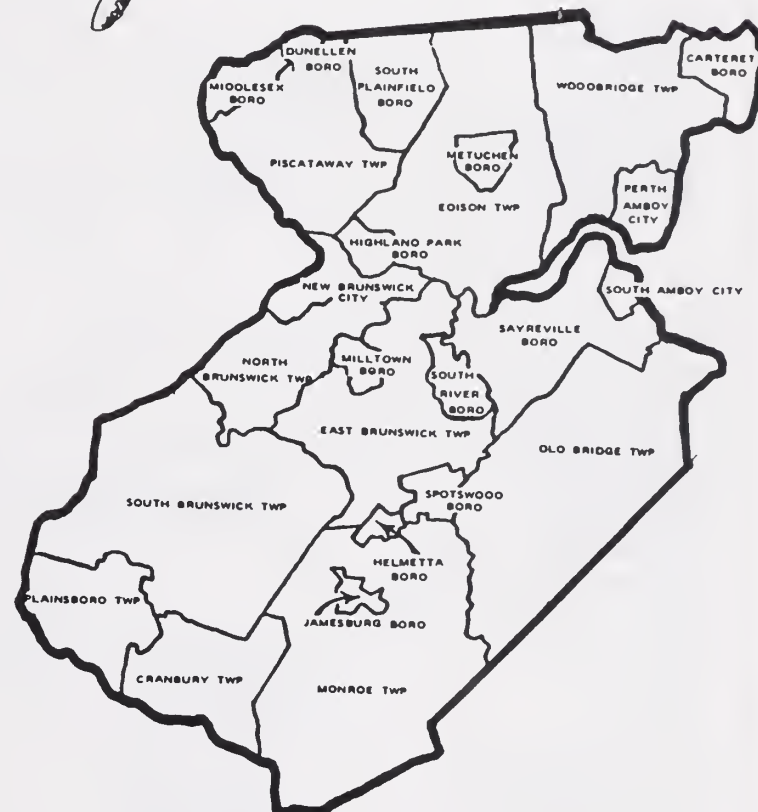
Bond Ratings:

Moody's Aaa

Standard & Poors AA+



MIDDLESEX COUNTY



\*County Executive Plan - Optional County Charter Law, 1972

1300  
 Population 1980 553,124  
 Population 1990 578,415  
 S & P Rating AA+  
 Moody Rating AAA  
 Land Area 471.57 Sq. Miles

Net Valuation Taxable 38,145,315,117  
 Net Valuation on Which County Taxes  
 are apportioned: 39,409,902,564

**MONMOUTH COUNTY - Class 5 -**  
**Form of Government:**  
**Board of Chosen Freeholders**  
 Number of Members on Governing Body - 5

PER CAPITA:  
 Gross Debt 493.34  
 Net Debt 349.52  
 Debt Service 49.97  
 Total Tax Levy 307.45  
 County Functions: 514.74

PER CENT:  
 Gross Debt  
 Net Debt

EXPENDITURES		EXPENDITURES (cont'd.)		REVENUES REALIZED	
<b>GENERAL GOVERNMENT</b>		<b>EDUCATION (excluding schools)</b>		<b>Property Taxes</b>	<b>177,835,000.00</b>
Governing Body and Public Boards	596,986.00	County Superintendent of Schools	229,569.00	Financial Business Tax	
County Clerk	1,709,154.00	Vocational Schools	8,855,120.00	Franchise Tax	
Financial Administration	8,893,475.53	County College	20,027,019.00	Bank Corp. Tax	
Board of Taxation	256,981.00	County Extension Services	379,203.00	Other Miscellaneous Taxes	3,747,883.75
Planning, Housing, Development	1,413,487.00	Libraries		State Aid Revenues	60,951,247.71
Human Resources	6,381,666.62	Other Educational Services	690,170.00	Federal Aid Revenues	167,216.00
Elections	1,829,014.00	<b>STATUTORY EXPENDITURES</b>		State and Local Fiscal Assistance Act Utilized	
General Administration	14,489,145.24	Pensions and F.I.C.A.	8,701,000.00	Institutional Revenues	432,385.20
<b>JUDICIARY</b>		Employee Fringe Benefits	19,130,214.00	Courts	1,395,686.24
Superior Court	6,204,481.00	Other Statutory Expenditures		County Clerk & Register	5,379,291.78
Surrogates Office	519,235.00	Cete & Other Public Employment Programs		Surrogate	364,315.74
Probation Office	7,321,112.00	<b>COUNTY FUNCTIONS TOTAL</b>	<b>268,830,812.69</b>	Sheriff	1,207,111.68
County Clerk (Judicial Functions)	1,677,292.00	<b>CAPITAL IMPROVEMENTS *MEMO</b>	<b>1,250,000.00</b>	Other Miscellaneous Revenues	46,854,120.34
<b>PUBLIC SAFETY</b>		<b>DEBT SERVICE</b>		Other Revenues, Revenue Shering, Tax Effort	
Prosecutor's Office	10,676,193.00	Principal Payments	20,728,465.78	<b>TOTAL</b>	<b>298,334,258.44</b>
County Police	2,825,250.00	Interest Payments	8,173,978.75	Prior Years Surplus Appropriated	17,000,000.00
Sheriff's Office	3,515,932.00	<b>DEFERRED CHARGES</b>		<b>REVENUES TOTAL</b>	<b>315,334,258.44</b>
Civil Defense and Disaster Control	114,480.00	<b>RESERVE FOR UNCOLLECTED TAXES</b>		<b>CURRENT FINANCES DECEMBER 31,</b>	
Environmental Inspection and Control		<b>EXPENDITURES TOTAL</b>	<b>297,733,257.22</b>	<b>ASSETS</b>	
Weights and Measures	265,427.00	<b>CAPITAL DEBT AUTHORIZED, DECEMBER 31,</b>		Cash Dec. 31,	52,931,784.28
Correctional and Penal	19,705,175.00	<b>ISSUED AND UNISSUED</b>		Taxes Receivable	1,935,728.17
Other Public Safety	242,885.00	School		Emergencies and Other Deferred Charges	337,415,714.60
		Self-liquidating	64,415,000	State Aid Receivable	
		Other	220,941,875	Other Receivable	4,570,066.07
		Total	285,356,875	<b>TOTAL</b>	<b>396,853,293.12</b>
		<b>ISSUED AND OUTSTANDING</b>		<b>LIABILITIES RESERVES, AND SURPLUS</b>	
		School		Cash Liabilities	26,513,712.24
		Self-liquidating		Reserves For Receivables	7,427,185.24
		Other	157,508,512.98	Surplus Dec. 31,	362,912,395.64
		Total	157,508,512.88	<b>TOTAL</b>	<b>396,853,293.12</b>
<b>PUBLIC WORKS</b>		Equalized Valuation Basis for Net Debt Computation			
Roads and Bridges, Streets, Drenlage	12,458,030.67	<b>CAPITAL OUTLAY TOTAL</b>	<b>27,057,618.01</b>		
State Aid Motor Vehicle Fund		Public Enterprises	1,068,534.71		
County Funds		Recreation—Culture	83,311.59		
Other Roads and Bridges	11,073,724.00	Public Works			
Public Buildings and Grounds	2,474,796.00	Buildings and Grounds	18,755,497.68		
Other Public Works		Library and Education	7,150,274.03		
<b>HEALTH AND WELFARE</b>		Conservation			
County Health Department	508,869.00	All Other			
Mental Health Activities	17,162,561.00				
Tubercular Patient Care					
County Hospitals, Homes					
County Aid to Hospitals					
Health Clinics	947,106.00				
Mosquito Extermination	50,863,995.39				
Health Services Except Environmental	10,188,456.24				
County Welfare Board	2,375,716.00				
Child Welfare	30,008.00				
Other Welfare Services					
<b>RECREATION AND CONSERVATION</b>					
Parks, Playgrounds, Shade Trees	11,990,720.00				
Land Reclamation and Conservation	172,238.00				
Other Recreational Services	1,934,926.00				

COUNTY	MONMOUTH	
COUNTY SEAT	Freehold Borough	
Form of Government	Board of Chosen Freeholders	5 Members
Number of Constituent Municipalities	53	
Population Census 1990	553,124	
Population Census 1994	578,415	
Land Area - Square Miles	472	
Net Value on Which County Taxes are Apportioned	39,409,902,564	
Tax Rate per \$100	0	
Tax levy	177,835,000	

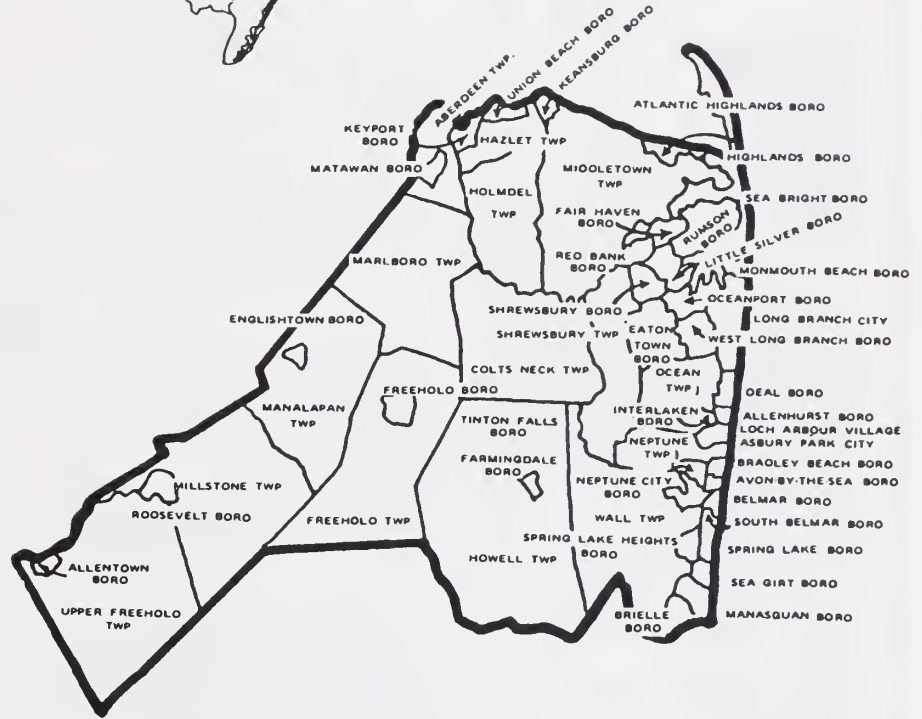
Distribution of Ratables

Class	Line Items	Assessed Valuation	% of Valuation	
#1	- Vacant Land	19,449	\$1,289,327,755	3.41%
#2	- Residential	174,608	\$29,443,981,218	77.89%
#3A & 3B	- Farm	4,575	\$450,054,514	1.19%
#4A	- Commercial	8,637	\$4,990,384,214	13.20%
#4B	- Industrial	503	\$874,871,800	2.31%
#4C	- Apartments	1,042	\$755,247,500	2.00%
Total		208,814	\$37,803,867,001	100.00%

Bond Ratings:  
 Moody's Aaa  
 Standard & Poors AA+



MONMOUTH COUNTY



\*County Executive Plan - Optional County Charter Law, 1972

1400

Population 1980 421,353  
 Population 1990 438,812  
 S & P Rating AAA  
 Moody Rating AAA  
 Land Area 470.24 Sq. Miles

Nat Valuation Taxable 27,557,881,037  
 Nat Valuation on Which County Taxes ara apportioned: 39,431,082,412

**MORRIS COUNTY - Class 2 -**  
 Form of Government:  
**Board of Chosen Freeholders**  
 Number of Members on Governing Body - 7

PER CAPITA:  
 Gross Debt 507.30  
 Nat Debt 531.87  
 Debt Service 42.32  
 Total Tax Levy 275.37  
 County Functions: 400.68

PER CENT:  
 Gross Debt  
 Nat Debt

EXPENDITURES		EXPENDITURES (cont'd.)		REVENUES REALIZED	
<b>GENERAL GOVERNMENT</b>		<b>EDUCATION (excluding schools)</b>		<b>Property Taxes</b>	<b>120,837,226.39</b>
Governing Body and Public Boards	1,781,354.02	County Superintendent of Schools	198,455.00	Financial Business Tax	
County Clerk	1,360,885.00	Vocational Schools	3,566,594.00	Franchisa Tax	
Financial Administration	2,079,370.00	County Collage	9,680,343.50	Bank Corp. Tax	
Board of Taxation	125,315.00	County Extension Sarvicas	316,395.00	Other Miscellaneous Taxes	
Planning, Housing, Devalopmant	3,999,414.65	Librarlas	2,579,025.00	Stata Aid Revenuas	18,258,945.92
Human Rasources	4,021,623.00	Other Educational Servicas	387,011.00	Federal Aid Revenuas	4,001,466.21
Elections	1,529,355.00	<b>STATUTORY EXPENDITURES</b>		Stata and Local Fiscal Assistance Act Utilized	
Genaral Administration	3,840,379.00	Pansions and F.I.C.A.	8,418,000.00	Institutional Ravanuas	14,677,743.44
<b>JUDICIARY</b>		Employaa Fringa Banafits	13,075,000.00	Courts	547,853.34
Superior Court	6,871,272.00	Other Statutory Expendituras		County Clerk & Ragistar	5,434,303.25
Surrogatas Office	377,653.00	Cata & Othar Public Employment Programs		Surrogata	237,760.47
Probation Office	3,973,272.00	<b>COUNTY FUNCTIONS TOTAL</b>	<b>157,250,953.38</b>	Shariff	696,608.52
County Clerk (Judicial Functions)		<b>CAPITAL IMPROVEMENTS *MEMO</b>	<b>1,000,000.00</b>	Other Miscellaneous Ravanuas	4,404,857.67
<b>PUBLIC SAFETY</b>		<b>DEBT SERVICE</b>		Other Ravanuas, Revenua Sharing, Tax Effort	
Prosecutor's Office	6,465,000.00	Principal Payments	12,236,162.52	<b>TOTAL</b>	<b>168,896,765.13</b>
County Police		Intarast Payments	6,334,101.13	Prior Yaars Surplus Appropriated	9,670,000.00
Shariff's Office	7,141,169.00	<b>DEFERRED CHARGES</b>		<b>REVENUES TOTAL</b>	<b>178,566,765.13</b>
Civil Dafansa and Disaster Control		<b>RESERVE FOR UNCOLLECTED TAXES</b>		<b>CURRENT FINANCES DECEMBER 31,</b>	
Environmental Inspection and Control		<b>EXPENDITURES TOTAL</b>	<b>175,821,217.03</b>	<b>ASSETS</b>	
Waights and Measures				Cash Dec. 31,	29,041,122.43
Corractional and Penal	8,197,879.00	<b>CAPITAL DEBT AUTHORIZED, DECEMBER 31,</b>		Taxas Racaivaba	865,278.31
Other Public Safety	343,405.00	<b>ISSUED AND UNISSUED</b>		Emergancias and Othar Dafarrad Charges	
		School		Stata Aid Racaivaba	
		Self-liquidating	222,607,408	Other Racaivaba	3,408,817.64
		Other	222,607,408	<b>TOTAL</b>	<b>33,315,218.39</b>
		<b>Total</b>	<b>222,607,408</b>	<b>LIABILITIES RESERVES, AND SURPLUS</b>	
<b>PUBLIC WORKS</b>		<b>ISSUED AND OUTSTANDING</b>		Cash Liabilities	17,812,847.64
Roads and Bridgas, Straats, Drainaga	4,318,263.00	School		Reserves For Receivables	4,274,095.95
Stata Aid Motor Vehicla Fund	12,000.00	Self-liquidating		Surplus Dec. 31,	11,228,274.79
County Funds	5,290,366.00	Other	143,070,813.88	<b>TOTAL</b>	<b>33,315,218.39</b>
Other Roads and Bridges		<b>Total</b>	<b>143,070,813.88</b>		
Public Buildings and Grounds		Equalized Valuation Basis			
Other Public Works	28,000.00	for Net Debt Computation			
<b>HEALTH AND WELFARE</b>		<b>CAPITAL OUTLAY TOTAL</b>	<b>38,391,521.00</b>		
County Health Department		Public Entarprisas			
Mental Haalth Activities	14,079,018.00	Recreation—Cultura	4,673,285.00		
Tubarcular Patient Care		Public Works	33,715,863.00		
County Hospitals, Homas		Buildings and Grounds	2,373.00		
County Aid to Hospitals	1,913,526.00	Library and Education			
Health Clinics	30,000.00	Conservation			
Mosquito Extermination	1,280,000.00	All Other			
Health Servicas Except Environmental	3,162,382.00				
County Wellara Board	28,341,724.21				
Child Wellara	204,650.00				
Other Wellara Servicas					
<b>RECREATION AND CONSERVATION</b>					
Parks, Playgrounds, Shade Trees	8,262,855.00				
Land Reclamation and Conservation					
Other Recreational Servicas					

COUNTY	MORRIS	
COUNTY SEAT	Morristown Town	
Form of Government	Board of Chosen Freeholders	7 Members
Number of Constituent Municipalities		39
Population Census 1990		421,353
Population Census 1994		438,812
Land Area - Square Miles		470
Net Value on Which County Taxes are Apportioned		39,431,082,412
Tax Rate per \$100		0
Tax levy		120,837,226

Distribution of Ratables

Class	Line Items	Assessed Valuation	% of Valuation	
#1	- Vacant Land	14,083	\$946,630,390	3.46%
#2	- Residential	128,405	\$19,173,183,607	70.16%
#3A & 3B	- Farm	1,957	\$191,647,474	0.70%
#4A	- Commercial	6,232	\$4,637,090,608	16.97%
#4B	- Industrial	900	\$1,754,785,287	6.42%
#4C	- Apartments	337	\$623,104,550	2.28%
<b>Total</b>		<b>151,914</b>	<b>\$27,326,441,916</b>	<b>100.00%</b>

Bond Ratings:

Moody's Aaa

Standard & Poors AAA



MORRIS COUNTY



\*County Executive Plan - Optional County Charter Law, 1972

1500

Population 1980 433,203  
 Population 1990 457,332  
 S & P Rating  
 Moody Rating AA  
 Land Area 637.09 Sq. Miles

Net Valuation Taxable 30,170,061,996  
 Net Valuation on Which County Taxes  
 are apportioned: 31,121,835,427

**OCEAN COUNTY - Class 5 -**  
**Form of Government:**  
**Board of Chosen Freeholders**  
 Number of Members on Governing Body - 5

PER CAPITA:  
 Gross Debt 696.39  
 Net Debt 692.01  
 Debt Service 65.74  
 Total Tax Levy 304.40  
 County Functions: 438.00

PER CENT:  
 Gross Debt  
 Net Debt

EXPENDITURES		EXPENDITURES (cont'd.)		REVENUES REALIZED	
<b>GENERAL GOVERNMENT</b>		<b>EDUCATION (excluding schools)</b>		<b>Property Taxes</b>	<b>139,213,877.00</b>
Governing Body and Public Boards	1,216,317.00	County Superintendent of Schools	226,414.00	Financial Business Tax	
County Clerk	1,293,917.00	Vocational Schools	8,210,318.00	Franchise Tax	
Financial Administration	1,241,077.00	County College	8,299,166.00	Bank Corp. Tax	
Board of Taxation	419,003.00	County Extension Services	281,760.00	Other Miscellaneous Taxes	
Planning, Housing, Development	3,004,800.00	Libraries	1,225.00	State Aid Revenues	23,496,088.37
Human Resources	6,098,784.00	Other Educational Services	744,067.00	Federal Aid Revenues	4,534,123.73
Elections	1,593,789.00	<b>STATUTORY EXPENDITURES</b>		State and Local Fiscal Assistance Act Utilized	
General Administration	13,856,821.00	Pensions and F.I.C.A.	5,037,637.00	Institutional Revenues	131,295.19
<b>JUDICIARY</b>		Employee Fringe Benefits	11,642,500.00	Courts	540,353.03
Superior Court	10,242,516.00	Other Statutory Expenditures		County Clerk & Register	4,234,058.25
Surrogates Office	585,600.00	Ceta & Other Public Employment Programs		Surrogate	419,246.84
Probation Office		<b>COUNTY FUNCTIONS TOTAL</b>	<b>166,532,974.00</b>	Sheriff	829,725.63
County Clerk (Judicial Functions)	25,000.00	<b>CAPITAL IMPROVEMENTS *MEMO</b>	<b>1,385,000.00</b>	Other Miscellaneous Revenues	72,345,406.13
<b>PUBLIC SAFETY</b>		<b>DEBT SERVICE</b>		Other Revenues, Revenue Sharing, Tax Effort	
Prosecutor's Office	5,612,895.00	Principal Payments	16,207,457.00	<b>TOTAL</b>	<b>195,744,174.17</b>
County Police	275,963.00	Interest Payments	14,314,935.88	Prior Years Surplus Appropriated	8,500,000.00
Sheriff's Office	7,221,028.00	<b>DEFERRED CHARGES</b>	<b>3,258,165.00</b>	<b>REVENUES TOTAL</b>	<b>204,244,174.17</b>
Civil Defense and Disaster Control	3,612.00	<b>RESERVE FOR UNCOLLECTED TAXES</b>		<b>CURRENT FINANCES DECEMBER 31,</b>	
Environmental Inspection and Control	4,000.00	<b>EXPENDITURES TOTAL</b>	<b>200,313,531.88</b>	<b>ASSETS</b>	
Weights and Measures		<b>CAPITAL DEBT AUTHORIZED, DECEMBER 31,</b>		Cash Dec. 31,	49,605,042.01
Correctional and Penal	9,325,045.00	<b>ISSUED AND UNISSUED GROSS DEBT</b>	<b>NET DEBT</b>	Taxes Receivable	1,372,393.51
Other Public Safety	120,000.00	School		Emergencies and Other Deferred Charges	
		Self-liquidating		State Aid Receivable	
		Other	318,483,353	Other Receivable	2,954,667.03
		Total	318,483,353	<b>TOTAL</b>	<b>53,932,102.55</b>
<b>PUBLIC WORKS</b>		<b>ISSUED AND OUTSTANDING</b>		<b>LIABILITIES RESERVES, AND SURPLUS</b>	
Roads and Bridges, Streets, Drainage	7,235,634.00	School		Cash Liabilities	18,714,862.70
State Aid Motor Vehicle Fund		Self-liquidating		Reserves For Receivables	4,327,060.54
County Funds	7,461,104.00	Other	262,418,543.91	Surplus Dec. 31,	30,890,179.31
Other Roads and Bridges		Total	262,418,543.91	<b>TOTAL</b>	<b>53,932,102.55</b>
Public Buildings and Grounds	8,015,722.00	Equalized Valuation Basis for Net Debt Computation			
Other Public Works	1,477,000.00	<b>CAPITAL OUTLAY TOTAL</b>	<b>57,729,069.19</b>		
<b>HEALTH AND WELFARE</b>		Public Enterprises			
County Health Department	425,208.00	Recreation—Culture	163,347.48		
Mental Health Activities	7,064,580.00	Public Works	31,367,676.50		
Tubercular Patient Care		Buildings and Grounds	24,212,335.56		
County Hospitals, Homes		Library and Education	1,985,000.00		
County Aid to Hospitals	48,107.00	Conservation	709.65		
Health Clinics	104,000.00	All Other			
Mosquito Extermination	970,883.00				
Health Services Except Environmental	5,387,279.00				
County Welfare Board	24,021,074.00				
Child Welfare	1,034,976.00				
Other Welfare Services	733,410.00				
<b>RECREATION AND CONSERVATION</b>					
Parks, Playgrounds, Shade Trees	2,871,738.00				
Land Reclamation and Conservation	260,954.00				
Other Recreational Services	2,838,001.00				

COUNTY	OCEAN
COUNTY SEAT	Toms River
Form of Government	Board of Chosen Freeholders 5 Members
Number of Constituent Municipalities	33
Population Census 1990	433,203
Population Census 1994	457,332
Land Area - Square Miles	637
Net Value on Which County Taxes are Apportioned	31,121,835,427
Tax Rate per \$100	0
Tax levy	139,213,877

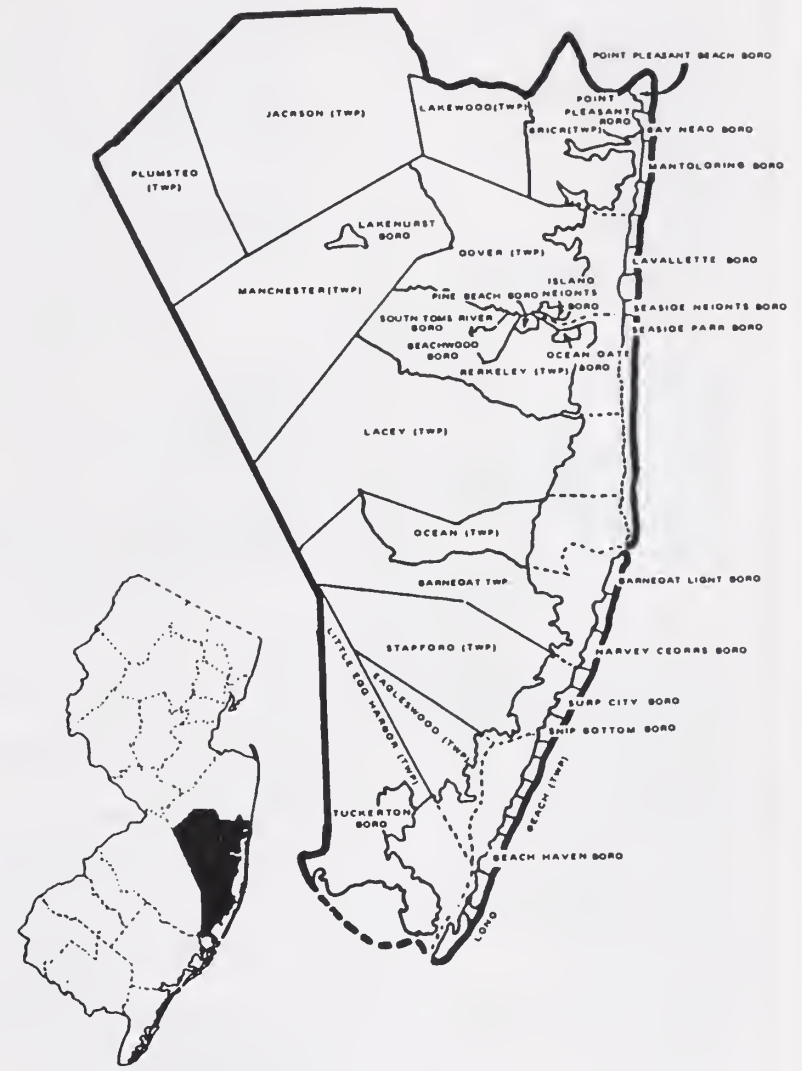
Distribution of Ratables

Class	Line Items	Assessed Valuation	% of Valuation	
#1	- Vacant Land	52,687	\$1,607,924,534	5.37%
#2	- Residential	191,608	\$24,362,080,694	81.32%
#3A & 3B	- Farm	756	\$46,249,527	0.15%
#4A	- Commercial	5,817	\$2,914,139,762	9.73%
#4B	- Industrial	456	\$453,122,700	1.51%
#4C	- Apartments	378	\$575,346,700	1.92%
<b>Total</b>		<b>251,702</b>	<b>\$29,958,863,917</b>	<b>100.00%</b>

Bond Ratings:

Moody's	<u>Aa2</u>
Standard & Poors	<u>AAA</u>

OCEAN COUNTY



\*County Executive Plan - Optional County Charter Law, 1972

1630

Population 1980 453,060  
 Population 1990 462,087  
 S & P Rating AAA  
 Moody Rating AAA  
 Land Area 192.01 Sq. Miles

Net Valuation Taxable 20,208,995,370  
 Net Valuation on Which County Taxes  
 are apportioned: 23,425,558,624

**PASSAIC COUNTY - Class 2 -**  
**Form of Government:**  
**Board of Chosen Freeholders**  
**Number of Members on Governing Body - 7**

PER CAPITA:  
 Gross Debt 527.06  
 Net Debt 518.32  
 Debt Service 39.55  
 Total Tax Levy 283.26  
 County Functions: 519.04

PER CENT:  
 Gross Debt  
 Net Debt

EXPENDITURES		EXPENDITURES (cont'd.)		REVENUES REALIZED	
<b>GENERAL GOVERNMENT</b>		<b>EDUCATION (excluding schools)</b>		<b>Property Taxes</b>	<b>130,892,288.00</b>
Governing Body and Public Boards	497,545.00	County Superintendent of Schools	284,000.00	Financial Business Tax	
County Clerk	1,514,550.00	Vocational Schools	1,916,400.00	Franchise Tax	
Financial Administration	848,588.00	County College	6,688,545.75	Bank Corp. Tax	
Board of Taxation	383,000.00	County Extension Services	64,900.00	Other Miscellaneous Taxes	421,514.08
Planning, Housing, Development	430,100.00	Libraries		State Aid Revenues	41,177,194.37
Human Resources	6,659,240.00	Other Educational Services	325,000.00	Federal Aid Revenues	459,148.98
Elections	1,401,600.00	<b>STATUTORY EXPENDITURES</b>		State and Local Fiscal Assistance Act Utilized	
General Administration	12,170,624.00	Pensions and F.I.C.A.	11,576,000.00	Institutional Revenues	351,346.28
<b>JUDICIARY</b>		Employee Fringe Benefits	12,316,000.00	Courts	612,725.60
Superior Court	12,021,800.00	Other Statutory Expenditures	300,000.00	County Clerk & Register	3,474,162.11
Surrogates Office	687,800.00	Cete & Other Public Employment Programs		Surrogate	334,537.17
Probation Office	7,309,212.00	<b>COUNTY FUNCTIONS TOTAL</b>	<b>216,598,813.56</b>	Sheriff	713,960.34
County Clerk (Judicial Functions)		<b>CAPITAL IMPROVEMENTS *MEMO</b>	<b>850,000.00</b>	Other Miscellaneous Revenues	51,562,071.30
<b>PUBLIC SAFETY</b>		<b>DEBT SERVICE</b>		Other Revenues, Revenue Shering, Tax Effort	
Prosecutor's Office	9,949,800.00	Principal Payments	9,442,000.00	<b>TOTAL</b>	<b>229,998,948.18</b>
County Police	293,990.00	Interest Payments	8,371,828.13	Prior Years Surplus Appropriated	7,600,000.00
Sheriff's Office	4,954,000.00	<b>DEFERRED CHARGES</b>	<b>5,426,816.10</b>	<b>REVENUES TOTAL</b>	<b>237,598,948.18</b>
Civil Defense and Disaster Control	154,800.00	<b>RESERVE FOR UNCOLLECTED TAXES</b>		<b>CURRENT FINANCES DECEMBER 31,</b>	
Environmental Inspection and Control		<b>EXPENDITURES TOTAL</b>	<b>239,839,457.79</b>	<b>ASSETS</b>	
Weights and Measures	248,000.00	<b>CAPITAL DEBT AUTHORIZED, DECEMBER 31,</b>		Cash Dec. 31,	11,188,974.93
Correctional and Penal	31,023,000.00	<b>ISSUED AND UNISSUED GROSS DEBT</b>		Taxes Receivable	
Other Public Safety	526,000.00	School		Emergencies and Other Deferred Charges	7,563,328.35
<b>PUBLIC WORKS</b>		Self-liquidating		State Aid Receivable	
Roads and Bridges, Streets, Drainage	191,527.00	Other	243,546,523	Other Receivable	678,774.02
State Aid Motor Vehicle Fund		Total	243,546,523	<b>TOTAL</b>	<b>19,431,077.30</b>
County Funds	4,714,000.00	<b>ISSUED AND OUTSTANDING</b>		<b>LIABILITIES RESERVES, AND SURPLUS</b>	
Other Roads and Bridges		School		Cash Liabilities	7,660,930.90
Public Buildings and Grounds	4,647,000.00	Self-liquidating		Reserves For Receivables	7,225,774.02
Other Public Works	1,058,628.00	Other		Surplus Dec. 31,	4,544,372.38
<b>HEALTH AND WELFARE</b>		Total	218,293,000.00	<b>TOTAL</b>	<b>19,431,077.30</b>
County Health Department	448,577.85	Equalized Valuation Basis for Net Debt Computation			
Mental Health Activities	21,921,667.00	<b>CAPITAL OUTLAY TOTAL</b>	<b>17,039,563.00</b>		
Tubercular Patient Care		Public Enterprises			
County Hospitals, Homes		Recreation—Culture	116,518.78		
County Aid to Hospitals	21,513,000.00	Public Works	3,962,050.96		
Health Clinics		Buildings and Grounds	12,848,005.90		
Mosquito Extermination		Library and Education	212,987.36		
Health Services Except Environmental	1,754,850.00	Conservation			
County Welfare Board	32,104,906.96	All Other			
Child Welfare	1,498,763.00				
Other Welfare Services	1,179,940.00				
<b>RECREATION AND CONSERVATION</b>					
Parks, Playgrounds, Shade Trees	113,000.00				
Land Reclamation and Conservation	81,956.00				
Other Recreational Services	826,500.00				

COUNTY	PASSAIC
COUNTY SEAT	Paterson City
Form of Government	Board of Chosen Freeholders 7 Members
Number of Constituent Municipalities	16
Population Census 1990	453,060
Population Census 1994	462,087
Land Area - Square Miles	192
Net Value on Which County Taxes are Apportioned	23,425,558,624
Tax Rate per \$100	1
Tax levy	130,892,288

Distribution of Ratables

Class	Line Items	Assessed Valuation	% of Valuation	
#1	- Vacant Land	8,638	\$567,017,292	2.82%
#2	- Residential	99,967	\$13,814,103,849	68.79%
#3A & 3B	- Farm	304	\$20,584,929	0.10%
#4A	- Commercial	7,104	\$3,339,968,807	16.63%
#4B	- Industrial	1,485	\$1,777,184,253	8.85%
#4C	- Apartments	1,066	\$562,305,618	2.80%
Total		118,564	\$20,081,164,748	100.00%

Bond Ratings:

Moody's Aaa

Standard & Poors AAA



PASSAIC COUNTY



1700

Population 1980 65,294  
 Population 1990 64,788  
 S & P Rating A  
 Moody Rating A  
 Land Area 346.56 Sq. Miles

Net Valuation Taxable 2,432,198,425  
 Net Valuation on Which County Taxes are apportioned: 2,837,841,260

**SALEM COUNTY - Class 3 -**  
**Form of Government:**  
**Board of Chosen Freeholders**  
**Number of Members on Governing Body - 7**

PER CAPITA:  
 Gross Debt 111.20  
 Net Debt 93.94  
 Debt Service 17.52  
 Total Tax Levy 365.18  
 County Functions: 1,728.33

PER CENT:  
 Gross Debt  
 Net Debt

EXPENDITURES		EXPENDITURES (cont'd.)		REVENUES REALIZED	
<b>GENERAL GOVERNMENT</b>		<b>EDUCATION (excluding schools)</b>		<b>Property Taxes</b>	<b>23,659,106.69</b>
Governing Body and Public Boards	1,464,850.00	County Superintendent of Schools	128,548.00	Financial Business Tax	
County Clerk	210,200.00	Vocational Schools	1,269,386.00	Franchise Tax	
Financial Administration	2,271,322.50	County College	1,622,000.00	Bank Corp. Tax	
Board of Taxation	81,547.00	County Extension Services	178,271.00	Other Miscellaneous Taxes	2,322,973.53
Planning, Housing, Development	218,725.00	Libraries		State Aid Revenues	6,936,990.62
Human Resources	1,023,605.00	Other Educational Services	342,904.00	Federal Aid Revenues	932,109.00
Elections	240,230.00	<b>STATUTORY EXPENDITURES</b>		State and Local Fiscal Assistance Act Utilized	
General Administration	3,535,025.83	Pensions and F.I.C.A.	1,616,862.00	Institutional Revenues	4,352,186.79
<b>JUDICIARY</b>		Employee Fringe Benefits	3,173,650.00	Courts	65,764.13
Superior Court	510,413.00	Other Statutory Expenditures		County Clerk & Register	367,959.38
Surrogate's Office	129,850.00	Ceta & Other Public Employment Programs		Surrogate	51,898.08
Probation Office		<b>COUNTY FUNCTIONS TOTAL</b>	<b>110,313,510.60</b>	Sheriff	50,953.46
County Clerk (Judicial Functions)	69,900.00	<b>CAPITAL IMPROVEMENTS *MEMO</b>		Other Miscellaneous Revenues	4,400,735.80
		<b>DEBT SERVICE</b>		Other Revenues, Revenue Sharing, Tax Effort	
		Principal Payments	745,000.00	<b>TOTAL</b>	<b>43,140,677.48</b>
		Interest Payments	390,408.87	Prior Years Surplus Appropriated	659,598.14
<b>PUBLIC SAFETY</b>		<b>DEFERRED CHARGES</b>	<b>525,836.48</b>	<b>REVENUES TOTAL</b>	<b>43,800,275.62</b>
Prosecutor's Office	1,285,700.00	<b>RESERVE FOR UNCOLLECTED TAXES</b>			
County Police	278,624.47				
Sheriff's Office	70,470,160.00	<b>EXPENDITURES TOTAL</b>	<b>111,974,755.95</b>	<b>CURRENT FINANCES DECEMBER 31,</b>	
Civil Defense and Disaster Control	446,900.00			<b>ASSETS</b>	
Environmental Inspection and Control		<b>CAPITAL DEBT AUTHORIZED, DECEMBER 31,</b>		Cash Dec. 31,	5,930,766.31
Weights and Measures	73,883.00	<b>ISSUED AND UNISSUED</b>		Taxes Receivable	
Correctional and Penal	4,517,400.00	School		Emergencies and Other Deferred Charges	1,763,514.61
Other Public Safety	50,000.00	Self-liquidating		State Aid Receivable	
		Other	7,204,355	Other Receivable	64,869.04
		Total	7,204,355	<b>TOTAL</b>	<b>7,759,149.96</b>
				<b>LIABILITIES RESERVES, AND SURPLUS</b>	
<b>PUBLIC WORKS</b>		<b>ISSUED AND OUTSTANDING</b>		Cash Liabilities	2,429,551.07
Roads and Bridges, Streets, Drainage	225,000.00	School		Reserves For Receivables	803,883.65
State Aid Motor Vehicle Fund		Self-liquidating		Surplus Dec. 31,	4,525,715.24
County Funds	2,272,578.57	Other		<b>TOTAL</b>	<b>7,759,149.96</b>
Other Roads and Bridges		Total	6,126,100.00		
Public Buildings and Grounds	1,567,500.00		6,126,100.00		
Other Public Works	34,000.00	<b>Equalized Valuation Basis for Net Debt Computation</b>			
<b>HEALTH AND WELFARE</b>		<b>CAPITAL OUTLAY TOTAL</b>	<b>37,635.82</b>		
County Health Department	82,000.00	Public Enterprises			
Mental Health Activities	3,288,844.75	Recreation—Culture			
Tubercular Patient Care	2,700.00	Public Works			
County Hospitals, Homes	3,450,000.00	Buildings and Grounds	37,635.82		
County Aid to Hospitals		Library and Education			
Health Clinics		Conservation			
Mosquito Extermination	260,000.00	All Other			
Health Services Except Environmental	709,585.00				
County Welfare Board	2,441,008.00				
Child Welfare	750.00				
Other Welfare Services	161,979.00				
<b>RECREATION AND CONSERVATION</b>					
Parks, Playgrounds, Shade Trees	4,150.00				
Land Reclamation and Conservation	180,000.00				
Other Recreational Services	423,458.48				

COUNTY	SALEM	
COUNTY SEAT	Salem City	
Form of Government	Board of Chosen Freeholders	7 Members
Number of Constituent Municipalities		15
Population Census 1990		65,294
Population Census 1994		64,788
Land Area - Square Miles		347
Net Value on Which County Taxes are Apportioned		2,837,841,260
Tax Rate per \$100		1
Tax levy		23,659,107

Distribution of Ratables

Class	Line Items	Assessed Valuation	% of Valuation	
#1	- Vacant Land	5,381	\$74,803,250	3.11%
#2	- Residential	18,371	\$1,448,214,225	60.24%
#3A & 3B	- Farm	5,718	\$196,004,230	8.15%
#4A	- Commercial	1,132	\$255,549,865	10.63%
#4B	- Industrial	52	\$360,213,640	14.98%
#4C	- Apartments	60	\$69,160,900	2.88%
Total		30,714	\$2,403,946,110	100.00%

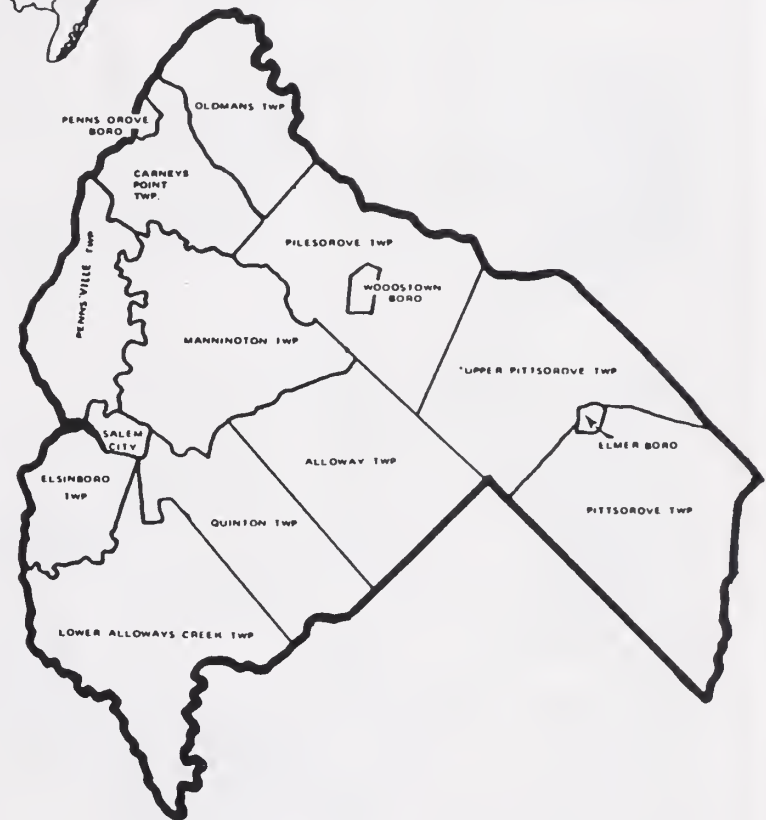
Bond Ratings:

Moody's A2

Standard & Poors A



SALEM COUNTY



Population 1980 **240,279**  
 Population 1990 **260,733**  
 S & P Rating **AAA**  
 Moody Rating **AAA**  
 Land Area **305.55** Sq. Miles

Net Valuation Taxable **19,897,482,455**  
 Net Valuation on Which County Taxes are apportioned: **23,419,565,953**

**SOMERSET COUNTY - CLASS 3 -**  
 Form of Government:  
**Board of Chosen Freeholders**  
 Number of Members on Governing Body - 5

PER CAPITA: Gross Debt **626.41** PER CENT: Gross Debt  
 Net Debt **622.34** Net Debt  
 Debt Service **104.22**  
 Total Tax Levy **363.84**  
 County Functions: **501.60**

EXPENDITURES		EXPENDITURES (cont'd.)		REVENUES REALIZED	
<b>GENERAL GOVERNMENT</b>		<b>EDUCATION (excluding schools)</b>		<b>Property Taxes</b>	<b>94,865,400.00</b>
Governing Body and Public Boards	1,863,144.00	County Superintendent of Schools	156,997.37	Financial Business Tax	
County Clerk	902,326.49	Vocational Schools	6,717,587.00	Frenchise Tax	
Financial Administration	632,714.01	County College	6,152,947.00	Bank Corp. Tax	
Board of Taxation	145,454.00	County Extension Services		Other Miscellaneous Taxes	
Planning, Housing, Development	580,332.00	Libraries		State Aid Revenues	16,660,862.03
Human Resources	786,006.91	Other Educational Services	1,167,514.45	Federal Aid Revenues	
Elections	725,250.20	<b>STATUTORY EXPENDITURES</b>		State and Local Fiscal Assistance Act Utilized	
General Administration	7,106,355.55	Pensions and F.I.C.A.	4,933,000.00	Institutional Revenues	117,670.06
<b>JUDICIARY</b>		Employee Fringe Benefits	6,622,444.16	Courts	838,256.82
Superior Court	2,568,440.15	Other Statutory Expenditures		County Clerk & Register	3,260,746.16
Surrogates Office	332,236.08	Ceta & Other Public Employment Programs		Surrogate	130,249.00
Probation Office	3,684,603.00	<b>COUNTY FUNCTIONS TOTAL</b>	<b>103,305,042.28</b>	Sheriff	555,091.59
County Clerk (Judicial Functions)	306,711.00	<b>CAPITAL IMPROVEMENTS *MEMO</b>	<b>1,800,000.00</b>	Other Miscellaneous Revenues	9,824,524.77
<b>PUBLIC SAFETY</b>		<b>DEBT SERVICE</b>		Other Revenues, Revenue Sharing, Tax Effort	
Prosecutor's Office	4,801,201.00	Principle Payments	19,701,600.00	<b>TOTAL</b>	<b>126,252,800.43</b>
County Police	18,200.00	Interest Payments	7,471,592.15	Prior Years Surplus Appropriated	13,469,246.00
Sheriff's Office	2,693,970.71	<b>DEFERRED CHARGES</b>	<b>305,446.00</b>	<b>REVENUES TOTAL</b>	<b>139,722,046.43</b>
Civil Defense and Disaster Control	208,236.16	<b>RESERVE FOR UNCOLLECTED TAXES</b>		<b>CURRENT FINANCES DECEMBER 31,</b>	
Environmental Inspection and Control	5,000.00	<b>EXPENDITURES TOTAL</b>	<b>130,783,680.43</b>	<b>ASSETS</b>	
Weights and Measures	76,000.00	<b>CAPITAL DEBT AUTHORIZED, DECEMBER 31,</b>		Cash Dec. 31,	25,641,955.67
Correctional and Penal	6,605,921.51	<b>ISSUED AND UNISSUED GROSS DEBT</b>		Taxes Receivable	
Other Public Safety		School		Emergencies and Other Deferred Charges	
		Self-liquidating		State Aid Receivable	
		Other	163,326,000	Other Receivable	3,809,106.13
		<b>Total</b>	<b>163,326,000</b>	<b>TOTAL</b>	<b>29,451,061.80</b>
		<b>ISSUED AND OUTSTANDING</b>		<b>LIABILITIES RESERVES, AND SURPLUS</b>	
		School		Cash Liabilities	12,751,303.20
		Self-liquidating		Reserves For Receivables	3,809,106.13
		Other	146,554,000.00	Surplus Dec. 31,	12,890,652.47
		<b>Total</b>	<b>146,554,000.00</b>	<b>TOTAL</b>	<b>29,451,061.80</b>
<b>PUBLIC WORKS</b>		<b>EQUALIZED VALUATION BASIS</b>			
Roads and Bridges, Streets, Drainage	3,936,931.00	for Net Debt Computation			
State Aid Motor Vehicle Fund		<b>CAPITAL OUTLAY TOTAL</b>	<b>31,136,600.13</b>		
County Funds	3,823,276.89	Public Enterprises			
Other Roads and Bridges		Recreation—Culture	2,950,193.53		
Public Buildings and Grounds	4,438,753.53	Public Works	406,974.18		
Other Public Works	3,644,522.61	Buildings and Grounds	27,779,432.42		
<b>HEALTH AND WELFARE</b>		Library and Education			
County Health Department	219,013.11	Conservation			
Mental Health Activities	12,826,017.81	All Other			
Tubercular Patient Care					
County Hospitals, Homes					
County Aid to Hospitals					
Health Clinics					
Mosquito Extermination					
Health Services Except Environmental	2,330,097.66				
County Welfare Board	7,326,062.56				
Child Welfare	404,935.36				
Other Welfare Services	235,008.00				
<b>RECREATION AND CONSERVATION</b>					
Parks, Playgrounds, Shade Trees	3,240,000.00				
Land Reclamation and Conservation	327,302.00				
Other Recreational Services	760,529.00				

COUNTY	SOMERSET	
COUNTY SEAT	Somerville Borough	
Form of Government	Board of Chosen Freeholders	5 Members
Number of Constituent Municipalities	21	
Population Census 1990	240,279	
Population Census 1994	260,733	
Land Area - Square Miles	306	
Net Value on Which County Taxes are Apportioned	23,419,565,953	
Tax Rate per \$100	0	
Tax levy	94,865,400	

Distribution of Ratables

Class	Line Items	Assessed Valuation	% of Valuation	
#1	- Vacant Land	8,172	\$698,519,891	3.53%
#2	- Residential	83,065	\$13,575,157,196	68.65%
#3A & 3B	- Farm	2,696	\$364,244,463	1.84%
#4A	- Commercial	3,421	\$3,525,157,771	17.83%
#4B	- Industrial	570	\$1,320,317,668	6.68%
#4C	- Apartments	226	\$291,515,020	1.47%
<b>Total</b>		<b>98,150</b>	<b>\$19,774,912,009</b>	<b>100.00%</b>

Bond Ratings:

Moody's	<u>Aaa</u>
Standard & Poors	<u>AAA</u>

\*County Executive Plan - Optional County Charter Law, 1972



1990

Population 1980 130,943  
 Population 1990 138,128  
 S & P Rating A+  
 Moody Rating AAA  
 Land Area 526.59 Sq. Miles

Net Valuation Taxable 7,409,574,621  
 Net Valuation on Which County Taxes are apportioned: 8,196,530,839

**SUSSEX COUNTY - Class 3 -**  
**Form of Government:**  
**Board of Chosen Freeholders**  
**Number of Members on Governing Body - 3**

PER CAPITA:  
 Gross Debt 453.92  
 Net Debt 436.14  
 Debt Service 37.54  
 Total Tax Levy 240.82  
 County Functions: 380.62

PER CENT:  
 Gross Debt  
 Net Debt

EXPENDITURES		EXPENDITURES (cont'd.)		REVENUES REALIZED	
<b>GENERAL GOVERNMENT</b>		<b>EDUCATION (excluding schools)</b>		<b>Property Taxes</b>	33,264,525.07
Governing Body and Public Boards	370,853.00	County Superintendent of Schools	105,248.00	Financial Business Tax	
County Clerk	316,211.00	Vocational Schools	4,525,000.00	Franchise Tax	107,151.53
Financial Administration	426,403.00	County College	2,007,248.00	Bank Corp. Tax	
Board of Taxation	153,924.00	County Extension Services	123,040.00	Other Miscellaneous Taxes	
Planning, Housing, Development	417,581.00	Libraries		State Aid Revenues	7,084,505.81
Human Resources	836,994.00	Other Educational Services	50,500.00	Federal Aid Revenues	
Elections	442,699.00	<b>STATUTORY EXPENDITURES</b>		State and Local Fiscal Assistance Act Utilized	
General Administration	2,613,102.00	Pensions and F.I.C.A.	2,263,668.00	Institutional Revenues	4,447,863.91
<b>JUDICIARY</b>		Employee Fringe Benefits	3,873,777.00	Courts	179,288.35
Superior Court	1,660,351.00	Other Statutory Expenditures	50,000.00	County Clerk & Register	1,177,247.65
Surrogates Office	182,248.00	Ceta & Other Public Employment Programs		Surrogate	67,098.27
Probation Office	527,686.00	<b>COUNTY FUNCTIONS TOTAL</b>	47,389,074.23	Sheriff	250,045.11
County Clerk (Judicial Functions)		<b>CAPITAL IMPROVEMENTS *MEMO</b>	250,000.00	Other Miscellaneous Revenues	3,987,856.44
		<b>DEBT SERVICE</b>		Other Revenues, Revenue Sharing, Tax Effort	
		Principal Payments	2,340,000.00	<b>TOTAL</b>	50,565,592.07
		Interest Payments	2,844,934.04	Prior Years Surplus Appropriated	3,549,634.00
		<b>DEFERRED CHARGES</b>		<b>REVENUES TOTAL</b>	54,115,216.07
		<b>RESERVE FOR UNCOLLECTED TAXES</b>			
		<b>EXPENDITURES TOTAL</b>	52,574,008.27	<b>CURRENT FINANCES DECEMBER 31,</b>	
				<b>ASSETS</b>	
<b>PUBLIC SAFETY</b>		<b>CAPITAL DEBT AUTHORIZED, DECEMBER 31,</b>		Cash Dec. 31,	8,852,631.45
Prosecutor's Office	2,293,074.00	<b>ISSUED AND UNISSUED</b>		Taxes Receivable	272,783.50
County Police	463,961.00	School		Emergencies and Other Deferred Charges	
Sheriff's Office	1,302,905.00	Self-liquidating	62,699,500	State Aid Receivable	
Civil Defense and Disaster Control	74,631.73	Other	60,242,498	Other Receivable	3,163,274.27
Environmental Inspection and Control		<b>Total</b>	62,699,500	<b>TOTAL</b>	12,288,689.22
Weights and Measures	232,866.00			<b>LIABILITIES RESERVES, AND SURPLUS</b>	
Correctional and Penal	3,889,048.00	<b>ISSUED AND OUTSTANDING</b>		Cash Liabilities	6,171,311.81
Other Public Safety	71,452.00	School		Reserves For Receivables	1,090,505.25
		Self-liquidating		Surplus Dec. 31,	5,026,872.16
		Other		<b>TOTAL</b>	12,288,689.22
		<b>Total</b>			
<b>PUBLIC WORKS</b>		Equalized Valuation Basis			
Roads and Bridges, Streets, Drainage	693,533.00	for Net Debt Computation			
State Aid Motor Vehicle Fund		<b>CAPITAL OUTLAY TOTAL</b>	18,357,713.10		
County Funds	4,413,475.24	Public Enterprises			
Other Roads and Bridges		Recreation—Culture			
Public Buildings and Grounds	1,446,903.00	Public Works	2,317,534.75		
Other Public Works	531,675.00	Buildings and Grounds	16,033,059.15		
<b>HEALTH AND WELFARE</b>		Library and Education	7,119.20		
County Health Department	222,794.00	Conservation			
Mental Health Activities	1,164,014.00	All Other			
Tubercular Patient Care					
County Hospitals, Homes	3,664,098.00				
County Aid to Hospitals					
Health Clinics	37,768.00				
Mosquito Extermination	111,572.00				
Health Services Except Environmental	3,040,027.00				
County Welfare Board	2,066,759.00				
<b>Child Welfare</b>					
Other Welfare Services	9,293.00				
<b>RECREATION AND CONSERVATION</b>					
Parks, Playgrounds, Shade Trees	127,260.00				
Land Reclamation and Conservation	114,511.66				
Other Recreational Services	470,920.60				

COUNTY	SUSSEX
COUNTY SEAT	Newton Town
Form of Government	Board of Chosen Freeholders 3 Members
Number of Constituent Municipalities	24
Population Census 1990	130,943
Population Census 1994	138,128
Land Area - Square Miles	527
Net Value on Which County Taxes are Apportioned	8,196,530,839
Tax Rate per \$100	0
Tax levy	33,264,525



SUSSEX COUNTY

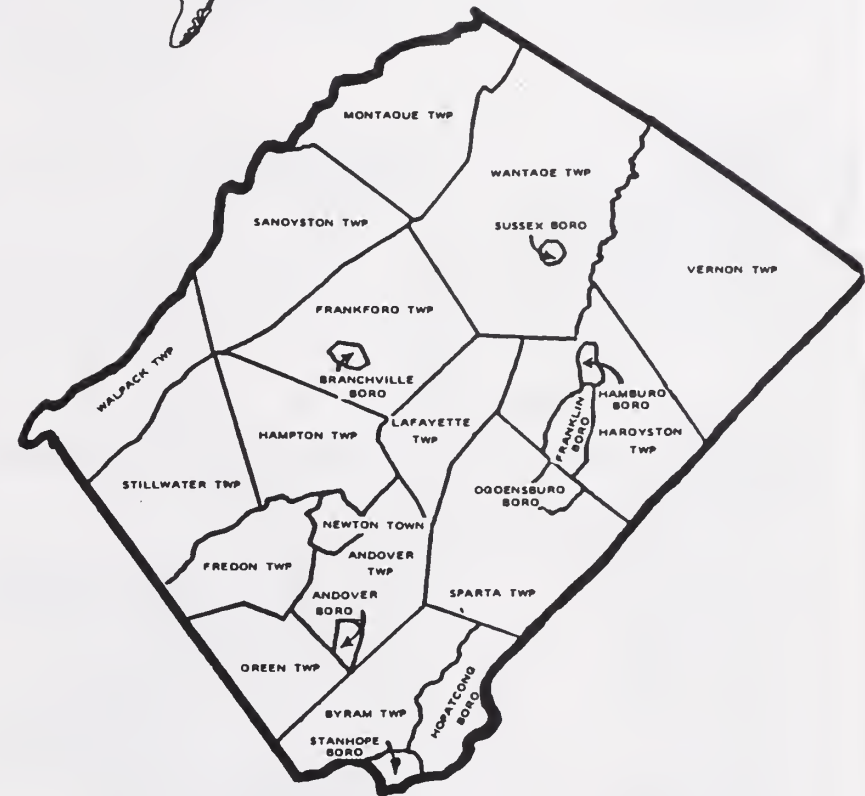
Distribution of Ratables

Class	Line Items	Assessed Valuation	% of Valuation	
#1	- Vacant Land	15,035	\$436,945,040	5.93%
#2	- Residential	47,130	\$5,739,517,455	77.88%
#3A & 3B	- Farm	5,146	\$295,350,022	4.01%
#4A	- Commercial	2,058	\$750,994,443	10.19%
#4B	- Industrial	177	\$95,055,900	1.29%
#4C	- Apartments	96	\$51,973,300	0.71%
Total		69,642	\$7,369,836,160	100.00%

Bond Ratings:

Moody's A1

Standard & Poors A+



\*County Executive Plan - Optional County Charter Law, 1972

2000  
 Population 1980 493,819  
 Population 1990 496,491  
 S & P Rating AA+  
 Moody Rating AAA  
 Land Area 102.93 Sq. Miles

Net Valuation Taxable 21,309,217,793  
 Net Valuation on Which County Taxes  
 are apportioned: 31,797,057,768

UNION COUNTY - Class 2 -  
 Form of Government:  
 County Manager Plan - (O.C.C.L. - 1972)  
 Number of Members on Governing Body - 9

PER CAPITA:  
 Gross Debt 296.23  
 Net Debt 292.56  
 Debt Service 26.55  
 Total Tax Levy 298.35  
 County Functions: 568.64

PER CENT:  
 Gross Debt  
 Net Debt

EXPENDITURES		EXPENDITURES (cont'd.)		REVENUES REALIZED	
<b>GENERAL GOVERNMENT</b>		<b>EDUCATION (excluding schools)</b>		<b>Property Taxes</b>	<b>148,126,587.00</b>
Governing Body and Public Boards	749,323.00	County Superintendent of Schools	191,743.00	Financial Business Tax	
County Clerk	1,310,753.00	Vocational Schools	2,832,025.00	Franchise Tax	
Financial Administration	6,451,329.50	County College	9,508,274.00	Bank Corp. Tax	
Board of Taxation	217,987.00	County Extension Services		Other Miscellaneous Taxes	
Planning, Housing, Development	186,380.00	Libraries		State Aid Revenues	58,330,872.19
Human Resources	10,326,471.00	Other Educational Services	631,770.00	Federal Aid Revenues	533,607.00
Elections	1,967,812.00	<b>STATUTORY EXPENDITURES</b>		State and Local Fiscal Assistance Act Utilized	
General Administration	35,010,724.00	Pensions and F.I.C.A.	13,283,002.00	Institutional Revenues	
<b>JUDICIARY</b>		Employee Fringe Benefits	16,725,000.00	Courts	1,291,568.83
Superior Court	9,486,021.00	Other Statutory Expenditures	50,000.00	County Clerk & Register	3,460,735.20
Surrogates Office	621,963.00	Ceta & Other Public Employment Programs		Surrogate	323,313.23
Probation Office	7,152,174.00	<b>COUNTY FUNCTIONS TOTAL</b>	<b>269,117,920.50</b>	Sheriff	645,677.34
County Clerk (Judicial Functions)		<b>CAPITAL IMPROVEMENTS *MEMO</b>	<b>1,500,000.00</b>	Other Miscellaneous Revenues	54,453,042.39
		<b>DEBT SERVICE</b>		Other Revenues, Revenue Sharing, Tax Effort	
		Principal Payments	8,417,613.08	<b>TOTAL</b>	<b>267,165,403.22</b>
		Interest Payments	4,763,884.73	Prior Years Surplus Appropriated	11,600,000.00
		<b>DEFERRED CHARGES</b>	<b>23,936.18</b>	<b>REVENUES TOTAL</b>	<b>278,765,403.22</b>
		<b>RESERVE FOR UNCOLLECTED TAXES</b>			
<b>PUBLIC SAFETY</b>		<b>EXPENDITURES TOTAL</b>	<b>282,323,354.49</b>	<b>CURRENT FINANCES DECEMBER 31,</b>	
Prosecutor's Office	10,324,038.00			<b>ASSETS</b>	
County Police	23,148,304.00	<b>CAPITAL DEBT AUTHORIZED, DECEMBER 31,</b>		Cash Dec. 31,	58,638,471.23
Sheriff's Office	7,980,254.00	<b>ISSUED AND UNISSUED</b>		Taxes Receivable	468,764.06
Civil Defense and Disaster Control	206,838.00	<b>SCHOOL</b>		Emergencies and Other Deferred Charges	
Environmental Inspection and Control		Self-liquidating		State Aid Receivable	
Weights and Measures	156,533.00	Other	147,074,199	Other Receivable	5,080,784.94
Correctional and Penal		<b>Total</b>	<b>147,074,199</b>	<b>TOTAL</b>	<b>64,188,020.23</b>
Other Public Safety	6,500.00			<b>LIABILITIES RESERVES, AND SURPLUS</b>	
		<b>ISSUED AND OUTSTANDING</b>		Cash Liabilities	38,999,875.98
<b>PUBLIC WORKS</b>		<b>SCHOOL</b>		Reserves For Receivables	5,549,549.00
Roads and Bridges, Streets, Drainage	83,825.00	Self-liquidating		Surplus Dec. 31,	19,638,595.25
State Aid Motor Vehicle Fund		Other		<b>TOTAL</b>	<b>64,188,020.23</b>
County Funds	1,461,000.00	<b>Total</b>	<b>92,126,000.00</b>		
Other Roads and Bridges		<b>Equalized Valuation Basis</b>			
Public Buildings and Grounds	10,767,356.00	<b>for Net Debt Computation</b>			
Other Public Works	2,772,154.00	<b>CAPITAL OUTLAY TOTAL</b>	<b>21,652,490.16</b>		
<b>HEALTH AND WELFARE</b>					
County Health Department	532,582.00	Public Enterprises			
Mental Health Activities	23,500,420.00	Recreation—Culture	477,161.22		
Tubercular Patient Care		Public Works	5,799,930.16		
County Hospitals, Homes	20,640,878.00	Buildings and Grounds	14,743,996.57		
County Aid to Hospitals		Library and Education	611,402.21		
Health Clinics		Conservation			
Mosquito Extermination		All Other			
Health Services Except Environmental	1,984,208.00				
County Welfare Board	39,419,048.00				
Child Welfare	2,004,567.00				
Other Welfare Services					
<b>RECREATION AND CONSERVATION</b>					
Parks, Playgrounds, Shade Trees	63,425.00				
Land Reclamation and Conservation					
Other Recreational Services	7,363,239.00				

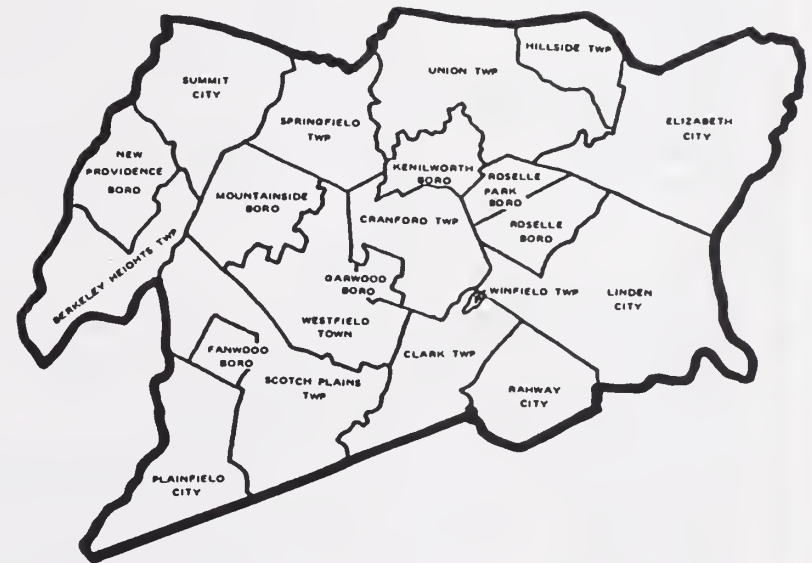
COUNTY	UNION
COUNTY SEAT	Elizabeth City
Form of Government	*Board of Chosen Freeholders 9 Members
Number of Constituent Municipalities	21
Population Census 1990	493,819
Population Census 1994	496,491
Land Area - Square Miles	103
Net Value on Which County Taxes are Apportioned	31,797,057,768
Tax Rate per \$100	0
Tax levy	148,126,587



UNION COUNTY

Distribution of Ratables

Class	Line Items	Assessed Valuation	% of Valuation	
#1	- Vacant Land	4,966	\$225,001,701	1.06%
#2	- Residential	125,164	\$14,792,328,980	69.92%
#3A & 3B	- Farm	31	\$2,655,300	0.01%
#4A	- Commercial	7,964	\$2,706,313,300	12.79%
#4B	- Industrial	1,648	\$2,802,426,450	13.25%
#4C	- Apartments	1,133	\$626,954,360	2.96%
Total		140,906	\$21,155,680,091	100.00%



Bond Ratings:

Moody's Aaa

Standard & Poors AA+

2100

Population 1980 91,607  
 Population 1990 95,464  
 S & P Rating AAA  
 Moody Rating AAA  
 Land Area 361.55 Sq. Miles

Net Valuation Taxable 5,150,624,436  
 Net Valuation on Which County Taxes are apportioned: 5,455,377,837

**WARREN COUNTY - Class 3 -**  
**Form of Government:**  
**Board of Chosen Freeholders**  
 Number of Members on Governing Body - 3

PER CAPITA:  
 Gross Debt 344.57  
 Net Debt 302.67  
 Debt Service 42.03  
 Total Tax Levy 372.05  
 County Functions: 660.04

PER CENT:  
 Gross Debt  
 Net Debt

EXPENDITURES		EXPENDITURES (cont'd.)		REVENUES REALIZED	
<b>GENERAL GOVERNMENT</b>		<b>EDUCATION (excluding schools)</b>		<b>Property Taxes</b>	<b>35,517,606.69</b>
Governing Body and Public Boards	557,732.00	County Superintendent of Schools	86,587.00	Financial Business Tax	
County Clerk	286,835.00	Vocational Schools	2,176,242.50	Franchise Tax	
Financial Administration	326,874.00	County College	1,620,000.00	Bank Corp. Tax	
Board of Taxation	146,802.00	County Extension Services	260,097.00	Other Miscellaneous Taxes	
Planning, Housing, Development	1,299,256.00	Libraries		State Aid Revenues	8,219,652.60
Human Resources	1,512,062.00	Other Educational Services	385,847.00	Federal Aid Revenues	
Elections	306,101.00	<b>STATUTORY EXPENDITURES</b>		State and Local Fiscal Assistance Act Utilized	
General Administration	3,749,229.12	Pensions and F.I.C.A.	2,898,216.00	Institutional Revenues	6,811,859.19
<b>JUDICIARY</b>		Employee Fringe Benefits	3,940,210.00	Courts	83,633.05
Superior Court	908,226.44	Other Statutory Expenditures	64,429.00	County Clerk & Register	844,080.01
Surrogates Office	188,788.00	Ceta & Other Public Employment Programs		Surrogate	65,054.60
Probation Office	2,406,770.00	<b>COUNTY FUNCTIONS TOTAL</b>	<b>58,996,062.47</b>	Sheriff	85,174.65
County Clerk (Judicial Functions)	53,437.00	<b>CAPITAL IMPROVEMENTS *MEMO</b>	<b>272,633.00</b>	Other Miscellaneous Revenues	8,631,206.04
		<b>DEBT SERVICE</b>		Other Revenues, Revenue Sharing, Tax Effort	
		Principal Payments	2,385,000.00	<b>TOTAL</b>	<b>60,258,266.82</b>
		Interest Payments	1,627,721.75	Prior Years Surplus Appropriated	6,300,000.00
<b>PUBLIC SAFETY</b>		<b>DEFERRED CHARGES</b>	<b>1,720.00</b>	<b>REVENUES TOTAL</b>	<b>66,558,266.82</b>
Prosecutor's Office	2,468,807.00	<b>RESERVE FOR UNCOLLECTED TAXES</b>			
County Police	809,728.00	<b>EXPENDITURES TOTAL</b>	<b>63,010,504.22</b>	<b>CURRENT FINANCES DECEMBER 31,</b>	
Sheriff's Office	830,069.00			<b>ASSETS</b>	
Civil Defense and Disaster Control	83,315.00	<b>CAPITAL DEBT AUTHORIZED, DECEMBER 31,</b>		Cash Dec. 31,	14,643,407.17
Environmental Inspection and Control		<b>ISSUED AND UNISSUED</b>		Taxes Receivable	227,396.50
Weights and Measures	117,513.00	School		Emergencies and Other Deferred Charges	
Correctional and Penal	3,431,650.00	Self-liquidating		State Aid Receivable	
Other Public Safety	10,000.00	Other	32,894,498	Other Receivable	1,738,319.74
		Total	32,894,498	<b>TOTAL</b>	<b>16,609,123.41</b>
<b>PUBLIC WORKS</b>		<b>ISSUED AND OUTSTANDING</b>		<b>LIABILITIES RESERVES, AND SURPLUS</b>	
Roads and Bridges, Streets, Drainage	1,433,327.96	School		Cash Liabilities	6,630,053.09
State Aid Motor Vehicle Fund		Self-liquidating		Reserves For Receivables	1,965,716.24
County Funds	4,805,563.04	Other		Surplus Dec. 31,	8,013,354.09
Other Roads and Bridges		Total	32,508,272.00	<b>TOTAL</b>	<b>16,609,123.41</b>
Public Buildings and Grounds	2,228,323.03	Equalized Valuation Basis for Net Debt Computation			
Other Public Works	65,993.91	<b>CAPITAL OUTLAY TOTAL</b>	<b>7,139,634.56</b>		
<b>HEALTH AND WELFARE</b>		Public Enterprises			
County Health Department	143,450.00	Recreation—Culture			
Mental Health Activities	3,770,468.00	Public Works			
Tubercular Patient Care		Buildings and Grounds	7,139,634.56		
County Hospitals, Homes		Library and Education			
County Aid to Hospitals	325,300.00	Conservation			
Health Clinics	258,335.00	All Other			
Mosquito Extermination	258,335.00				
Health Services Except Environmental	4,254,540.00				
County Welfare Board	9,758,734.50				
Child Welfare	293,982.00				
Other Welfare Services	149,280.00				
<b>RECREATION AND CONSERVATION</b>					
Parks, Playgrounds, Shade Trees	7,942.00				
Land Reclamation and Conservation	234,175.00				
Other Recreational Services	341,825.00				

COUNTY	WARREN
COUNTY SEAT	Belvidere Town
Form of Government	Board of Chosen Freeholders 3 Members
Number of Constituent Municipalities	23
Population Census 1990	91,607
Population Census 1994	95,464
Land Area - Square Miles	362
Net Value on Which County Taxes are Apportioned	5,455,377,837
Tax Rate per \$100	1
Tax levy	35,517,607

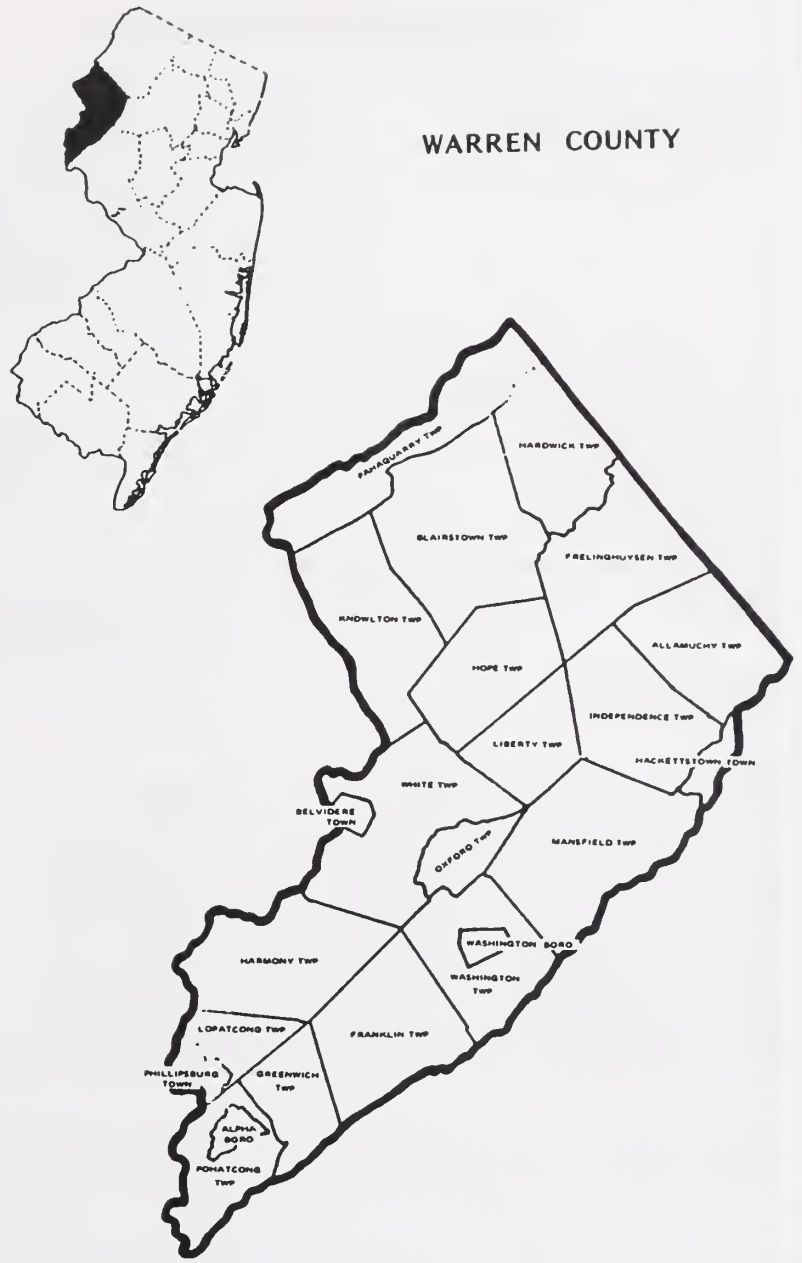
Distribution of Ratables

Class	Line Items	Assessed Valuation	% of Valuation	
#1	- Vacant Land	6,353	\$254,009,870	4.97%
#2	- Residential	27,387	\$3,372,982,217	66.06%
#3A & 3B	- Farm	5,108	\$274,195,125	5.37%
#4A	- Commercial	1,802	\$577,967,631	11.32%
#4B	- Industrial	191	\$500,215,770	9.80%
#4C	- Apartments	130	\$126,508,828	2.48%
<b>Total</b>		<b>40,971</b>	<b>\$5,105,879,441</b>	<b>100.00%</b>

Bond Ratings:

Moody's	<u>A2</u>
Standard & Poors	<u>AAA</u>

\*County Executive Plan - Optional County Charter Law, 1972



## SUMMARY OF 21 COUNTY UNITS

**FORM OF GOVERNMENT:**  
 16 - BOARDS OF CHOSEN FREEHOLDERS  
 4 - County Executive Plan (Optional  
       County Charter Law, 1972)  
 1 - County Manager Plan (Optional  
       County Charter Law, 1972)

Number of Constituent Municipalities	567
Population Census 1990	7,730,188
Population Census 1994	7,905,880
Land Area - Square Miles	7,487.32
Net Value on Which County Taxes are Apportioned	497,667,364,358
County Taxes Apportioned	2,129,073,677

**Distribution of Ratables:**

Class	Line Items	Assessed Valuation	% of Valuation	
#1	- Vacant Land	314,178	13,382,017,176	3.27%
#2	- Residential	2,184,433	286,176,593,759	69.96%
#3A & 3B	- Farm	58,249	3,680,047,750	0.90%
#4A	- Commercial	121,129	64,995,077,911	15.89%
#4B	- Industrial	18,262	28,837,587,858	7.05%
#4C	- Apartments	16,701	12,002,665,906	2.93%
<b>Total</b>		2,712,952	\$409,073,990,360	100.00%



# STATE SUMMARIES

# SUMMARY COUNTY DATA SHEETS

EXPENDITURES		EXPENDITURES (cont'd.)		REVENUES REALIZED	
<b>GENERAL GOVERNMENT</b>		<b>EDUCATION (excluding schools)</b>		<b>Property Taxes</b>	<b>1,821,172,743.09</b>
Governing Body and Public Boards	28,467,292.77	County Superintendent of Schools	3,933,984.37	Financial Business Tax	
County Clerk	23,879,973.49	Vocational Schools	119,078,953.50	Franchise Tax	33,839,194.79
Financial Administration	48,089,114.77	County College	153,866,422.25	Bank Corp. Tax	
Board of Taxation	4,357,940.00	County Extension Services	3,722,052.00	Other Miscellaneous Taxes	7,884,142.36
Planning, Housing, Development	19,713,936.51	Libraries	3,064,381.00	State Aid Revenues —	753,455,140.01
Human Resources	106,914,688.29	Other Educational Services	58,207,645.97	Federal Aid Revenues	25,744,296.73
Elections	26,690,774.20	<b>STATUTORY EXPENDITURES</b>		State and Local Fiscal Assistance Act Utilized	3,797.49
General Administration	270,609,878.49	Pensions and F.I.C.A.	172,767,432.01	Institutional Revenues	199,698,751.39
<b>JUDICIARY</b>		Employee Fringe Benefits	232,622,329.16	Courts	18,664,823.66
Superior Court	165,092,213.68	Other Statutory Expenditures	1,923,870.23	County Clerk & Register	57,813,534.13
Surrogates Office	7,770,511.93	Ceta & Other Public Employment Programs		Surrogate	5,224,079.96
Probation Office	60,240,444.00	<b>COUNTY FUNCTIONS TOTAL</b>	<b>3,726,983,281.67</b>	Sheriff	11,766,283.14
County Clerk (Judicial Functions)	7,454,076.00	<b>CAPITAL IMPROVEMENTS *MEMO</b>	<b>17,182,333.00</b>	Other Miscellaneous Revenues	506,015,158.57
		<b>DEBT SERVICE</b>		Other Revenues, Revenue Sharing, Tax Effort	
		Principal Payments	251,949,570.98	<b>TOTAL</b>	<b>3,441,281,935.31</b>
		Interest Payments	150,371,264.33	Prior Years Surplus Appropriated	184,003,814.89
		<b>DEFERRED CHARGES</b>	<b>14,690,607.63</b>	<b>REVENUES TOTAL</b>	<b>3,625,285,750.19</b>
<b>PUBLIC SAFETY</b>		<b>RESERVE FOR UNCOLLECTED TAXES</b>		<b>CURRENT FINANCES DECEMBER 31,</b>	
Prosecutor's Office	152,372,709.54	<b>EXPENDITURES TOTAL</b>	<b>4,143,994,724.61</b>	<b>ASSETS</b>	
County Police	66,986,204.45			Cash Dec. 31,	630,705,183.71
Sheriff's Office	199,525,109.73			Taxes Receivable	8,736,296.49
Civil Defense and Disaster Control	6,786,627.57			Emergencies and Other Deferred Charges	402,019,163.20
Environmental Inspection and Control	558,150.00			State Aid Receivable	21,266,331.43
Weights and Measures	2,346,055.00			Other Receivable	56,017,192.91
Correctional and Penal	237,037,070.90			<b>TOTAL</b>	<b>1,118,744,147.73</b>
Other Public Safety	2,346,901.00			<b>LIABILITIES RESERVES, AND SURPLUS</b>	
				Cash Liabilities	448,273,038.16
				Reserves For Receivables	58,564,594.22
				Surplus Dec. 31,	611,906,225.07
				<b>TOTAL</b>	<b>1,118,743,847.45</b>
<b>PUBLIC WORKS</b>		<b>CAPITAL DEBT AUTHORIZED, DECEMBER 31,</b>			
Roads and Bridges, Streets, Drainage	59,266,737.75	<b>ISSUED AND UNISSUED</b>			
State Aid Motor Vehicle Fund	794,205.00	<b>GROSS DEBT</b>			
County Funds	52,660,586.74	School	10,942,201	<b>NET DEBT</b>	
Other Roads and Bridges		Self-liquidating	306,414,415		
Public Buildings and Grounds	99,986,015.62	Other	5,375,782,130		
Other Public Works	43,748,650.38	<b>Total</b>	<b>5,693,138,747</b>		
<b>HEALTH AND WELFARE</b>		<b>ISSUED AND OUTSTANDING</b>			
County Health Department	7,807,002.96	School		3,102,201.00	
Mental Health Activities	306,183,167.83	Self-liquidating			
Tubercular Patient Care	2,700.00	Other		4,256,096,710.79	
County Hospitals, Homes	240,703,807.00	<b>Total</b>		<b>4,259,198,911.79</b>	
County Aid to Hospitals	24,009,933.00	Equalized Valuation Basis			
Health Clinics	11,054,856.00	for Net Debt Computation			
Mosquito Extermination	9,285,042.00	<b>CAPITAL OUTLAY TOTAL</b>		<b>440,396,160.94</b>	
Health Services Except Environmental	175,643,574.26	Public Enterprises	12,930,331.47		
County Welfare Board	385,455,390.42	Recreation—Culture	16,071,082.75		
Child Welfare	17,993,417.09	Public Works	123,792,739.76		
Other Welfare Services	14,789,970.12	Buildings and Grounds	272,960,499.12		
<b>RECREATION AND CONSERVATION</b>		Library and Education	14,640,798.19		
Parks, Playgrounds, Shade Trees	66,722,270.00	Conservation	709.65		
Land Reclamation and Conservation	6,850,834.61	All Other			
Other Recreational Services	26,598,378.08				

## SUMMARY MUNICIPAL DATA SHEETS

EXPENDITURES-CURRENT YEAR		REVENUES REALIZED-CURRENT YEAR		PROPERTY TAXES-CURRENT YEAR	
<b>GENERAL GOVERNMENT</b>				<b>STATE EQUALIZED TAX RATE</b> <span style="font-size: small;">↘</span>	
Governing Body & Public Boards	24,066,572.09	Property Taxes Collected	1,085,659,274.62	Local District School Taxes	5,021,671,908.82
Municipal Clerk	24,979,094.12	Payments in Lieu of Taxes	117,815,946.23	Regional & Consolidated School Tax	910,330,987.00
Financial Administration	96,813,504.22	Delinquent Tax & Lien Collections	490,494,892.98	School Taxes in Municipal Budget	54,523,970.77
Assessment of Taxes	61,055,197.65	Business Personalty Replacement Taxes	156,091,203.41	County Taxes	2,370,465,907.19
Collection of Taxes	44,655,199.23	Taxes from Public Utilities	737,343,555.65	County Library Taxes	49,392,573.25
Planning, Housing & Development	73,527,101.75	Other Miscellaneous Tax Revenues	34,788,036.37	Local Municipal Purpose Taxes	2,888,675,957.35
Human Resources	148,753,275.20	State Aid Revenues	947,947,636.97	Veteran & Senior Citizen Taxes	58,296,830.00
Elections	4,373,359.08	Federal Aid Revenues	25,189,340.35	Total Taxes for Rate Computation	11,353,358,134.38
General Administration (other)	621,439,598.10		26.39	Special District Taxes	113,114,368.75
<b>JUDICIARY</b>		Sale of Acquired Property	2,940,420.74	Bank Corp. Taxes	
Municipal Courts	84,086,272.76	Other Miscellaneous Revenues	1,048,350,357.75	Added and Omitted Taxes	83,355,432.07
<b>PUBLIC SAFETY</b>		Total	4,418,620,691.46	Total Taxes Levied - ABSTRACT	11,491,531,105.20
Fire Protection	438,568,168.90	Prior Years Surplus Appropriated	592,711,740.62	Total Taxes Billed	11,348,726,125.10
Police Protection	1,224,729,819.00	<b>REVENUES TOTAL</b>	5,011,332,432.08	<b>TAXES COLLECTED</b>	10,857,659,274.62
Civil Defense & Disaster Control	4,811,307.23	Reserve For Uncollected Taxes	678,789,763.32	Taxes Cancelled, Abated or Adjusted	63,243,723.49
Environmental Inspection & Control	79,968,925.44	<b>CAPITAL OUTLAY TOTAL</b>	816,597,172.18	Transfer to Tax Title Liens or Foreclosed	40,616,290.11
Other Public Safety	844,955.40			Ending Balance	539,150,552.52
<b>PUBLIC WORKS</b>		Public Enterprises	95,257,061.30	<b>PRIOR YEARS TAXES OUTSTANDING</b>	
Streets and Drainage	387,851,658.37	Recreation-Culture	50,436,675.63	Beginning Balance	519,238,401.39
Sewers and Sewage Processing	328,567,262.34	Public Works	173,216,328.87	Collected	401,794,869.76
Garbage and Trash Disposal	329,999,425.47	Buildings and Grounds	464,618,068.77	Cancelled, Abated or Adjusted	23,411,874.70
Public Buildings and Grounds	129,593,996.25	Library and Education	33,069,038.11	Transfers to Tax Title Liens or Foreclosed	27,495,886.41
Other Public Works	114,110,669.61	Conservation		Ending Balance	66,535,770.52
<b>HEALTH and WELFARE</b>		All Other		<b>TAX TITLE LIENS OUTSTANDING</b>	
Health Services Except Environmental	108,289,799.67			Beginning Balance	268,853,112.08
Welfare-Public Assistance	44,515,764.23	<b>CAPITAL DEBT AUTHORIZED, ENDING BALANCE</b>		Transfer From Taxes	68,433,896.89
Hospital, Clinics, First Aid	3,731,266.88	<b>ISSUED AND UNISSUED</b>		Redeemed	91,617,972.95
Animal, Insect, & Rodent Control	5,794,396.56	GROSS DEBT	NET DEBT	Cancelled, Abated or Adjusted	4,162,916.99
Other Welfare Services	2,385,804.06	School	2,880,551,095	Transfers to Foreclosed Property	12,562,962.14
<b>RECREATION and CONSERVATION</b>		Self-Liquidating	1,880,768,977	Ending Balance	228,943,146.89
Beeches and Boardwalks	12,016,060.60	Other	5,594,383,763	<b>PROPERTY ACQUIRED BY DEED OR FORECLOSURE</b>	
Perks, Playgrounds, Shade Trees	59,706,244.33	Total	355,703,835	Beginning Balance	442,522,106.69
Land Reclamation & Conservation	24,436,019.12	<b>ISSUED AND OUTSTANDING</b>		Transfers From Taxes or Liens	15,046,633.10
Other Recreational Services	78,220,790.99	School	2,451,633,520.12	Sale for Cash	1,264,824.03
<b>EDUCATION (excluding schools)</b>		Self-Liquidating	1,343,151,097.25	Cancelled, Abated or Adjusted	9,061,974.38
Libraries	152,788,058.84	Other	4,736,403,938.09	Ending Balance	447,241,941.38
Other Educational Services	17,610,930.31	Total	8,531,188,555.46	<b>CURRENT FINANCES ENDING BALANCE</b>	
<b>STATUTORY EXPENDITURES</b>		<b>EQUALIZED VALUATION BASIS FOR NET DEBT COMPUTATION</b>	92,039,696,604.71	ASSETS	
Pensions & F. I. C. A.	334,575,761.22	<b>REAL PROPERTY VALUATIONS</b>		Cash	2,039,073,123.43
Employee Fringe Benefits	355,716,351.15	Code Class # of Parcels % VAL'N	ASSESSED VALUATION	Taxes Receivable	505,931,494.39
Other Statutory Expenditures	2,591,785.05	1 Vacant Land		Tax Title Liens	229,466,591.99
<b>MUNICIPAL FUNCTIONS</b>	TOTAL 5,425,174,395.22	2 Residential		Foreclosed Property	449,614,560.13
<b>CAPITAL IMPROVEMENTS</b>	46,853,536.67	3 Farm		Emergencies & Other Deferred Charges	109,983,969.20
<b>DEBT SERVICE</b>		4a Commercial		State and Federal Aid Receivable	171,925,574.16
Principal Payments	372,568,591.94	4b Industrial		Other Receivables	165,471,419.82
Interest Payments	253,113,439.02	4c Apartments		Total	3,671,466,733.12
	58,469,120.14	Total		<b>LIABILITIES, RESERVES, AND SURPLUS</b>	
<b>DEFERRED CHARGES</b>	75,265,102.58	Lend Area 7.87.32 Sq. Miles		Cash Liabilities	1,408,612,481.79
<b>SCHOOL, COUNTY, SPECIAL DISTRICT TAXES</b>	8,519,499,715.78	Net Valuation Taxable-Municipal	12,288,811,857.00	Reserves for Receivables	1,352,622,195.56
<b>RESERVE FOR UNCOLLECTED TAXES</b>	678,789,763.32	Net Valuation Taxable-County	95,667,364,359.00	Surplus	894,619,691.92
<b>EXPENDITURES</b>	TOTAL 5,324,411,007.86	State Equalized Valuation	94,322,362,101.00	Total	3,655,854,369.27
		State Equalization Ratio	49,189.67		

Population 1990 224,327  
 Population 1994 232,155  
 S & P Rating  
 Moody Rating

General Tax Rate Per \$100.  
 State Equalized Tax Rate

**SUMMARY  
 ATLANTIC COUNTY  
 MUNICIPALITIES**

PER CAPITA: Gross Debt 2,430.55 PER CENT: Gross Debt 117.12  
 Net Debt 979.32 Net Debt 47.19  
 Debt Service 121.86 Tax Levy Collected 94.03  
 Total Tax Levy 1,828.46 Tax Levy Cancelled, Abated or Adjusted .87  
 Municipal Expenditures 1,220.20

EXPENDITURES-CURRENT YEAR		REVENUES REALIZED-CURRENT YEAR		PROPERTY TAXES-CURRENT YEAR		
<b>GENERAL GOVERNMENT</b>		<b>REVENUES REALIZED-CURRENT YEAR</b>		<b>STATE EQUALIZED TAX RATE</b> →		
Governing Body & Public Boards	1,851,592.57	Property Taxes Collected	399,165,620.33	Local District School Taxes	142,844,703.50	
Municipal Clerk	1,138,210.95	Payments in Lieu of Taxes	1,627,414.09	Regional & Consolidated School Tax	25,382,814.02	
Financial Administration	4,266,916.90	Delinquent Tax & Lien Collections	27,605,989.76	School Taxes in Municipal Budget	2,893,929.84	
Assessment of Taxes	2,452,185.86	Business Personality Replacement Taxes	3,045,804.80	County Taxes	* 90,347,786.73	
Collection of Taxes	2,234,788.56	Taxes from Public Utilities	25,042,511.49	County Library Taxes	3,252,800.00	
Planning, Housing & Development	2,671,253.00	Other Miscellaneous Tax Revenues		Local Municipal Purpose Taxes	155,091,597.97	
Human Resource	3,616,629.38	State Aid Revenues	21,019,572.44	Veteran & Senior Citizen Taxes	1,831,200.00	
Elections	91,275.80	Federal Aid Revenues	32,021.00	Total Taxes for Rate Computation	421,644,832.06	
General Administration (other)	33,333,260.96			Special District Taxes	2,828,441.00	
<b>JUDICIARY</b>		Sale of Acquired Property	52,175.00	Bank Corp. Taxes		
Municipal Courts	3,724,046.01	Other Miscellaneous Revenue	46,781,178.25	Added and Omitted Taxes	1,843,403.91	
<b>PUBLIC SAFETY</b>		Total	524,372,287.16	Total Taxes Levied - ABSTRACT	424,485,476.97	
Fire Protection	28,160,395.83	Prior Years Surplus Appropriated	21,549,772.23	Total Taxes Billed	424,530,258.53	
Police Protection	55,470,174.22	<b>REVENUES TOTAL</b>	545,922,059.39	<b>TAXES COLLECTED</b>	399,165,620.33	
Civil Defense & Disaster Control	488,074.76	Reserve For Uncollected Taxes	28,424,989.40	Taxes Cancelled, Abated or Adjusted	3,690,664.23	
Environmental Inspection & Control	3,834,547.33	<b>CAPITAL OUTLAY TOTAL</b>		Transfer to Tax Title Liens or Foreclosed	1,531,821.62	
Other Public Safety	94,141.00		35,525,383.73	Ending Balance	42,516,066.48	
<b>PUBLIC WORKS</b>		Public Enterprises	1,973,553.36	<b>PRIOR YEARS TAXES OUTSTANDING</b>		
Streets and Drainage	15,326,208.91	Recreation-Culture	452,165.96	Beginning Balance	27,226,267.19	
Sewers and Sewage Processing	10,349,704.62	Public Works	7,139,276.60	Collected	17,832,099.82	
Garbage and Trash Disposal	5,048,555.38	Buildings and Grounds	24,619,350.11	Cancelled, Abated or Adjusted	549,024.35	
Public Buildings and Grounds	6,343,897.77	Library and Education	1,341,037.70	Transfers to Tax Title Liens or Foreclosed	4,637,389.35	
Other Public Works	2,858,017.57	Conservation		Ending Balance	4,207,753.67	
<b>HEALTH and WELFARE</b>		All Other		<b>TAX TITLE LIENS OUTSTANDING</b>		
Health Services Except Environmental	1,960,340.79	<b>CAPITAL DEBT AUTHORIZED, ENDING BALANCE</b>		Beginning Balance	16,149,725.33	
Welfare-Public Assistance	1,587,055.55	ISSUED AND UNISSUED	GROSS DEBT	NET DEBT		
Hospital, Clinics, Fire Aid	2,609,795.00	School	268,442,645	11,613,487		
Animal, Insect, & Rodent Control	160,201.18	Self-Liquidating	60,676,656	4,991,273		
Other Welfare Services	264,376.68	Other	235,144,706	210,750,031		
<b>RECREATION and CONSERVATION</b>		Total	564,264,007	227,354,792		
Beeches and Boardwalks	3,624,975.27	<b>ISSUED AND OUTSTANDING</b>		Beginning Balance	21,649,668.15	
Perks, Playgrounds, Shade Trees	908,385.34	School	259,470,890.04	Transfers From Taxes or Liens	390,224.58	
Land Reclamation & Conservation	819,175.82	Self-Liquidating	27,720,789.73	Sale for Cash	52,175.00	
Other Recreational Services	2,020,036.00	Other	194,593,984.96	Cancelled, Abated or Adjusted	24,625.00	
<b>EDUCATION (excluding schools)</b>		Total	481,785,664.73	Ending Balance	21,963,092.73	
Libraries	3,457,369.00	<b>EQUALIZED VALUATION BASIS</b>		<b>CURRENT FINANCES ENDING BALANCE</b>		
Other Educational Services	69,422.00	<b>FOR NET DEBT COMPUTATION</b>		<b>ASSETS</b>		
<b>STATUTORY EXPENDITURES</b>		<b>REAL PROPERTY VALUATIONS</b>		Cash	75,641,808.62	
Pensions & F. I. C. A.	16,246,149.04	Code	Class	# of Parcels	% VAL'N	ASSESSED VALUATION
Employee Fringe Benefits	8,387,859.97	1	Vacant Land			
Other Statutory Expenditures	268,712.40	2	Residential			
<b>MUNICIPAL FUNCTIONS</b>		3	Farm			
<b>CAPITAL IMPROVEMENTS</b>		4a	Commercial			
<b>DEBT SERVICE</b>		4b	Industrial			
Principal Payments	18,184,472.61	4c	Apartments			
Interest Payments	10,106,533.57	Total				
<b>DEFERRED CHARGES</b>		Land Area	566.97	Sq. Miles		
SCHOOL, COUNTY, SPECIAL DISTRICT TAXES	821,793.39	Net Valuation Taxable-Municipal	6,075,886,475.00			
RESERVE FOR UNCOLLECTED TAXES	267,550,475.09	Net Valuation Taxable-County	8,274,465,640.00			
EXPENDITURES TOTAL	550,825,995.48	State Equalized Valuation	8,716,803,689.00			
		State Equalization Ratio				
				<b>LIABILITIES, RESERVES, AND SURPLUS</b>		
				Cash Liabilities	67,538,248.79	
				Reserves for Receivables	67,283,412.24	
				Surplus	30,322,367.28	
				Total	165,144,028.31	



\*Includes County Health Service Taxes or County Open Space Tax. See Table 13.

Population 1990 **325,380**  
 Population 1994 **839,351**  
 S & P Rating  
 Moody Rating

General Tax Rate Per \$100.  
 State Equalized Tax Rate

**SUMMARY  
 BERGEN COUNTY  
 MUNICIPALITIES**

PER CAPITA:  
 Gross Debt **784.80**  
 Net Debt **581.19**  
 Debt Service **68.62**  
 Total Tax Levy **1,840.07**  
 Municipal Expenditures **939.71**

PER CENT:  
 Gross Debt **126.71**  
 Net Debt **93.84**  
 Tax Levy Collected **97.51**  
 Tax Levy Cancelled, Abated or Adjusted **.55**

EXPENDITURES-CURRENT YEAR		REVENUES REALIZED-CURRENT YEAR		PROPERTY TAXES-CURRENT YEAR	
<b>GENERAL GOVERNMENT</b>				<b>STATE EQUALIZED TAX RATE</b> →	
Governing Body & Public Boards	975,089.20	Property Taxes Collected	1,451,186,977.75	Local District School Taxes	767,322,648.81
Municipal Clerk	1,762,925.12	Payments in Lieu of Taxes	4,067,381.49	Regional & Consolidated School Tax	103,745,265.76
Financial Administration	7,742,774.18	Delinquent Tax & Lien Collections	38,462,440.40	School Taxes in Municipal Budget	1,138,324.25
Assessment of Taxes	7,933,618.75	Business Personality Replacement Taxes	15,271,949.46	County Taxes	* 207,999,246.97
Collection of Taxes	6,208,139.79	Taxes from Public Utilities	56,499,395.73	County Library Taxes	
Planning, Housing & Development	4,447,961.13	Other Miscellaneous Tax Revenues	5,007,254.36	Local Municipal Purpose Taxes	459,514,333.99
Human Resources	8,909,916.90	State Aid Revenues	77,641,748.79	Veteran & Senior Citizen Taxes	6,722,300.00
Elections	376,331.97	Federal Aid Revenues	91,888.35	Total Taxes for Rate Computation	1,546,462,119.78
General Administration (other)	64,988,597.93			Special District Taxes	
<b>JUDICIARY</b>		Sale of Acquired Property	93,182,194.73	Bank Corp. Taxes	
Municipal Courts	8,346,271.91	Other Miscellaneous Revenues	93,182,194.73	Added and Omitted Taxes	4,748,216.74
<b>PUBLIC SAFETY</b>		Total	1,751,411,231.06	Total Taxes Levied - ABSTRACT	1,544,668,036.52
Fire Protection	35,344,038.30	Prior Years Surplus Appropriated	62,684,150.12	Total Taxes Billed	1,488,311,010.37
Police Protection	156,812,682.79	<b>REVENUES TOTAL</b>	<b>1,814,095,381.18</b>	<b>TAXES COLLECTED</b>	<b>1,451,186,977.75</b>
Civil Defense & Disaster Control	624,641.45	Reserve For Uncollected Taxes	66,187,337.06	Taxes Cancelled, Abated or Adjusted	8,169,799.51
Environmental Inspection & Control	9,230,922.90	<b>CAPITAL OUTLAY TOTAL</b>	<b>73,361,564.15</b>	Transfer to Tax Title Liens or Foreclosed	2,035,771.26
Other Public Safety	4,000.00			Ending Balance	34,697,585.89
<b>PUBLIC WORKS</b>		Public Enterprises	1,574,405.84	<b>PRIOR YEARS TAXES OUTSTANDING</b>	
Streets and Drainage	47,519,512.81	Recreation-Culture	2,579,937.51	Beginning Balance	43,018,846.86
Sewers and Sewage Processing	75,039,161.56	Public Works	20,177,188.69	Collected	36,264,799.39
Garbage and Trash Disposal	58,526,718.39	Buildings and Grounds	47,244,080.49	Cancelled, Abated or Adjusted	1,197,487.70
Public Buildings and Grounds	10,468,147.22	Library and Education	1,785,951.62	Transfers to Tax Title Liens or Foreclosed	1,236,083.62
Other Public Works	15,315,652.66	Conservation		Ending Balance	4,320,476.15
<b>HEALTH and WELFARE</b>		All Other		<b>TAX TITLE LIENS OUTSTANDING</b>	
Health Services Except Environmental	8,041,963.31			Beginning Balance	8,343,129.94
Welfare-Public Assistance	2,464,790.73	<b>CAPITAL DEBT AUTHORIZED, ENDING BALANCE</b>		Transfer From Taxes	3,278,813.59
Hospital, Clinics, First Aid	306,094.08	<b>ISSUED AND UNISSUED</b>		Redeemed	1,735,245.71
Animal, Insect, & Rodent Control	358,971.00	School	111,349,939	Cancelled, Abated or Adjusted	19,118.00
Other Welfare Services	20,000.00	Self-Liquidating	62,447,505	Transfers to Foreclosed Property	19,997.41
<b>RECREATION and CONSERVATION</b>		Other	484,921,771	Ending Balance	9,847,582.41
Beeches and Boardwalks		Total	658,719,217	<b>PROPERTY ACQUIRED BY DEED OR FORECLOSURE</b>	
Perks, Playgrounds, Shade Trees	9,466,453.47	<b>ISSUED AND OUTSTANDING</b>		Beginning Balance	17,958,904.81
Land Reclamation & Conservation	6,822,516.89	School	99,017,839.73	Transfers From Taxes or Liens	19,997.41
Other Recreational Services	8,838,861.58	Self-Liquidating	42,406,081.00	Sale for Cash	
<b>EDUCATION (excluding schools)</b>		Other	378,450,209.42	Cancelled, Abated or Adjusted	
Libraries	28,460,292.01	Total	519,874,130.15	Ending Balance	17,978,902.22
Other Educational Services	58,336.50	<b>EQUALIZED VALUATION BASIS</b>		<b>CURRENT FINANCES ENDING BALANCE</b>	
<b>STATUTORY EXPENDITURES</b>		<b>FOR NET DEBT COMPUTATION</b>	<b>75,965,172,345.66</b>	<b>ASSETS</b>	
Pensions & F. I. C. A.	33,159,084.76	<b>REAL PROPERTY VALUATIONS</b>		Cash	235,750,134.32
Employee Fringe Benefits	39,360,475.49	Code Class # of Parcels % VAL'N	<b>ASSESSED VALUATION</b>	Taxes Receivable	39,027,991.67
Other Statutory Expenditures	246,930.00	1 Vacant Land		Tax Title Liens	9,839,760.53
<b>MUNICIPAL FUNCTIONS</b>		2 Residential		Foreclosed Property	18,050,754.29
<b>CAPITAL IMPROVEMENTS</b>		3 Farm		Emergencies & Other Deferred Charges	8,505,969.72
<b>DEBT SERVICE</b>		4e Commercial		State and Federal Aid Receivable	2,009,040.90
Principal Payments	38,623,458.98	4b Industrial		Other Receivables	14,287,540.19
Interest Payments	18,970,534.23	4c Apartments		Total	327,471,191.62
	1,038,900.84	Total		<b>LIABILITIES, RESERVES, AND SURPLUS</b>	
	6,785,842.42	Land Area 234.57 Sq. Miles		Cash Liabilities	147,005,912.90
<b>DEFERRED CHARGES</b>		Net Valuation Taxable-Municipal	59,055,397,244.00	Reserves for Receivables	79,323,106.76
SCHOOL, COUNTY, SPECIAL DISTRICT TAXES	1,080,205,485.79	Net Valuation Taxable-County	73,219,610,486.00	Surplus	101,142,712.06
RESERVE FOR UNCOLLECTED TAXES	66,187,337.06	State Equalized Valuation	75,373,840,478.00	Total	327,471,731.72
<b>EXPENDITURES TOTAL</b>	<b>1,868,954,533.26</b>	State Equalization Ratio			

\*Includes County Health Service Taxes or County Open Space Tax. See Table 13.

Population 1990 **395,066**  
 Population 1994 **403,138**  
 S & P Rating  
 Moody Rating

General Tax Rate Par \$100.  
 State Equalized Tax Rate

## SUMMARY BURLINGTON COUNTY MUNICIPALITIES

PER CAPITA:		PER CENT:	
Gross Debt	<b>1,129.58</b>	Gross Debt	<b>119.45</b>
Nat Debt	<b>471.13</b>	Nat Debt	<b>49.82</b>
Debt Service	<b>49.59</b>	Tax Levy Collected	<b>95.97</b>
Total Tax Levy	<b>1,106.09</b>	Tax Levy Cancelled, Abated	
Municipal Expenditures	<b>498.23</b>	or Adjusted	<b>.40</b>

EXPENDITURES-CURRENT YEAR		REVENUES REALIZED-CURRENT YEAR		PROPERTY TAXES-CURRENT YEAR		
<b>GENERAL GOVERNMENT</b>				<b>STATE EQUALIZED TAX RATE</b>		
Governing Body & Public Boards	950,771.00	Property Taxes Collected	427,891,535.25	Local District School Taxes	191,997,499.00	
Municipal Clerk	1,282,921.00	Payments in Lieu of Taxes	86,924.43	Regional & Consolidated School Tax	48,862,713.27	
Financial Administration	3,345,452.50	Delinquent Tax & Lien Collections	16,281,946.48	School Taxes in Municipal Budget	18,475,739.00	
Assessment of Taxes	2,007,966.28	Business Personalty Replacement Taxes	3,927,576.38	County Taxes	* 96,975,500.00	
Collection of Taxes	4,986,841.90	Taxes from Public Utilities	34,477,278.73	County Library Taxes	4,765,000.00	
Planning, Housing & Development	2,028,306.98	Other Miscellaneous Tax Revenues	77,668.00	Local Municipal Purpose Taxes	67,963,035.31	
Human Resources	4,018,600.39	State Aid Revenues	24,467,195.77	Vataram & Senior Citizen Taxes	2,976,350.00	
Elections	30,659.40	Federal Aid Revenues		Total Taxes for Rate Computation	432,015,836.58	
General Administration (other)	18,720,449.23			Special District Taxes	9,727,442.56	
<b>JUDICIARY</b>		Sale of Acquired Property	9,811.00	Bank Corp. Taxes		
Municipal Courts	3,414,863.86	Other Miscellaneous Revenues	27,398,538.72	Add and Omitted Taxes	7,138,861.43	
<b>PUBLIC SAFETY</b>		Total	534,618,474.76	Total Taxes Levied - ABSTRACT	445,905,790.57	
Fire Protection	2,264,493.70	Prior Years Surplus Appropriated	37,977,133.69	Total Taxes Billed	445,854,398.78	
Police Protection	38,342,301.60	REVENUES	TOTAL 572,595,608.45	TAXES COLLECTED	427,891,535.25	
Civil Defense & Disaster Control	97,970.13	Reserve For Uncollected Taxes	25,503,777.86	Taxes Cancelled, Abated or Adjusted	1,765,171.06	
Environmental Inspection & Control	3,373,459.89			Transfer to Tax Title Liens or Forclosed	810,556.70	
Other Public Safety	26,358.00	<b>CAPITAL OUTLAY</b>	<b>TOTAL 37,741,916.11</b>	Ending Balance	14,830,036.50	
<b>PUBLIC WORKS</b>		Public Enterprises	6,657,272.41	<b>PRIOR YEARS TAXES OUTSTANDING</b>		
Straits and Drainage	16,639,575.61	Recreation-Cultura	2,602,330.73	Beginning Balance	17,866,388.32	
Sewers and Sewage Processing	2,540,393.00	Public Works	10,965,600.60	Collected	15,473,890.62	
Garbage and Trash Disposal	14,363,691.16	Buildings and Grounds	17,330,158.03	Cancelled, Abated or Adjusted	704,919.53	
Public Buildings and Grounds	4,285,924.03	Library and Education	186,554.34	Transfers to Tax Title Liens or Forclosed	311,753.82	
Other Public Works	2,725,136.25	Conservation		Ending Balance	1,375,824.35	
<b>HEALTH and WELFARE</b>		All Other		<b>TAX TITLE LIENS OUTSTANDING</b>		
Health Services Except Environmental	341,898.00			Beginning Balance	7,947,176.70	
Welfare-Public Assistance	482,504.08	<b>CAPITAL DEBT AUTHORIZED, ENDING BALANCE</b>		Transfer From Taxes	1,132,364.73	
Hospital, Clinics, First Aid		ISSUED AND UNISSUED	GROSS DEBT	Redeemed	828,546.86	
Animal, Insect, & Rodent Control	151,935.00	School	166,295,555	Cancelled, Abated or Adjusted	115,947.57	
Other Welfare Services	53,708.00	Self-Liquidating	105,503,269	Transfers to Forclosed Property	60,771.23	
<b>RECREATION and CONSERVATION</b>		Other	183,578,444	Ending Balance	8,074,275.77	
Beaches and Boardwalks	50.00	Total	455,377,269	NET DEBT	189,929,930	
Parks, Playgrounds, Shade Trees	1,985,447.00	<b>ISSUED AND OUTSTANDING</b>		School	149,245,555.44	
Land Reclamation & Conservation	418,571.80	School	149,245,555.44	Self-Liquidating	86,821,286.62	
Other Recreational Services	2,131,818.91	Other	145,156,044.47	Total	381,222,886.53	
<b>EDUCATION (excluding schools)</b>		<b>EQUALIZED VALUATION BASIS</b>		<b>FOR NET DEBT COMPUTATION</b>	<b>8,780,475,954.29</b>	
Libraries	2,930,670.60	<b>REAL PROPERTY VALUATIONS</b>				
Other Educational Services	68,893.40	Code	Class	# of Parcels	% VALN	ASSESSED VALUATION
<b>STATUTORY EXPENDITURES</b>		1	Vacant Land			
Pensions & F. I. C. A.	9,081,296.44	2	Residential			
Employeea Fringe Benefits	10,293,841.97	3	Farm			
Other Statutory Expenditures	108,123.07	4a	Commercial			
<b>MUNICIPAL FUNCTIONS</b>	<b>TOTAL 153,494,894.18</b>	4b	Industrial			
<b>CAPITAL IMPROVEMENTS</b>	<b>1,307,070.00</b>	4c	Apartments			
<b>DEBT SERVICE</b>		Total				
Principal Payments	12,369,931.81	Land Area	817.64	Sq. Miles		
Interest Payments	7,622,601.61	Net Valuation Taxable-Municipal	18,044,627,104.00			
	174,250.00	Net Valuation Taxable-County	19,158,350,701.00			
<b>DEFERRED CHARGES</b>	<b>1,862,256.84</b>	State Equalized Valuation	19,168,742,994.00			
SCHOOL, COUNTY, SPECIAL DISTRICT TAXES	370,803,893.83	State Equalization Ratio				
RESERVE FOR UNCOLLECTED TAXES	25,503,777.86					
<b>EXPENDITURES</b>	<b>TOTAL 571,657,356.13</b>					

\*Includes County Health Service Taxes or County Open Space Tax. See Table 13.

Population 1990 **502,824**  
 Population 1994 **506,709**  
 S & P Rating  
 Moody Rating

General Tax Rate Per \$100.  
 State Equalized Tax Rate

**SUMMARY  
 CAMDEN COUNTY  
 MUNICIPALITIES**

PER CAPITA:		PER CENT:	
Gross Debt	<b>1,096.06</b>	Gross Debt	<b>110.10</b>
Net Debt	<b>562.21</b>	Net Debt	<b>56.47</b>
Debt Service	<b>55.62</b>	Tax Levy Collected	<b>94.49</b>
Total Tax Levy	<b>1,142.23</b>	Tax Levy Cancelled, Abated or Adjusted	<b>.64</b>
Municipal Expenditures	<b>634.68</b>		

EXPENDITURES-CURRENT YEAR	REVENUES REALIZED-CURRENT YEAR	PROPERTY TAXES-CURRENT YEAR
<b>GENERAL GOVERNMENT</b>		<b>STATE EQUALIZED TAX RATE</b> →
Governing Body & Public Boards	1,035,750.95	Local District School Taxes
Municipal Clerk	731,036.05	Regional & Consolidated School Tax
Financial Administration	5,007,496.50	School Taxes in Municipal Budget
Assessment of Taxes	2,276,466.41	County Taxes
Collection of Taxes	2,311,061.57	County Library Taxes
Planning, Housing & Development	8,428,685.65	Local Municipal Purpose Taxes
Human Resources	11,229,522.81	Veteran & Senior Citizen Taxes
Elections	186,136.33	Total Taxes for Rate Computation
General Administration (other)	27,293,853.77	Special District Taxes
<b>JUDICIARY</b>		Bank Corp. Taxes
Municipal Courts	4,615,672.78	Added and Omitted Taxes
<b>PUBLIC SAFETY</b>		Total Taxes Levied - ABSTRACT
Fire Protection	15,726,868.51	Total Taxes Billed
Police Protection	62,321,575.77	TAXES COLLECTED
Civil Defense & Disaster Control	192,401.77	Taxes Cancelled, Abated or Adjusted
Environmental Inspection & Control	4,534,063.97	Transfer to Tax Title Liens or Foreclosed
Other Public Safety	37,702.00	Ending Balance
<b>PUBLIC WORKS</b>		<b>PRIOR YEARS TAXES OUTSTANDING</b>
Streets and Drainage	13,834,192.15	Beginning Balance
Sewers and Sewage Processing	6,488,458.67	Collected
Garbage and Trash Disposal	30,246,596.54	Cancelled, Abated or Adjusted
Public Buildings and Grounds	7,175,845.69	Transfers to Tax Title Liens or Foreclosed
Other Public Works	6,354,260.00	Ending Balance
<b>HEALTH and WELFARE</b>		<b>TAX TITLE LIENS OUTSTANDING</b>
Health Services Except Environmental	1,614,773.84	Beginning Balance
Welfare-Public Assistance	1,701,940.28	Transfer From Taxes
Hospital, Clinics, First Aid		Redeemed
Animal, Insect, & Rodent Control	134,360.00	Cancelled, Abated or Adjusted
Other Welfare Services		Transfers to Foreclosed Property
<b>RECREATION and CONSERVATION</b>		Ending Balance
Beeches and Boardwalks	225.00	<b>PROPERTY ACQUIRED BY DEED OR FORECLOSURE</b>
Perks, Playgrounds, Shade Trees	1,699,096.17	Beginning Balance
Land Reclamation & Conservation	799,335.74	Transfers From Taxes or Liens
Other Recreational Services	2,591,348.56	Sale for Cash
<b>EDUCATION (excluding schools)</b>		Cancelled, Abated or Adjusted
Libraries	4,635,821.05	Ending Balance
Other Educational Services	368,976.00	<b>CURRENT FINANCES ENDING BALANCE</b>
<b>STATUTORY EXPENDITURES</b>		<b>ASSETS</b>
Pensions & F. I. C. A.	15,059,331.89	Cash
Employee Fringe Benefits	14,952,352.04	Taxes Receivable
Other Statutory Expenditures	77,126.05	Tax Title Liens
<b>MUNICIPAL FUNCTIONS</b>		Foreclosed Property
<b>CAPITAL IMPROVEMENTS</b>	<b>TOTAL</b> 253,662,334.51	Emergencies & Other Deferred Charges
1,885,141.41		State and Federal Aid Receivable
<b>DEBT SERVICE</b>		Other Receivables
Principal Payments	15,787,014.15	Total
Interest Payments	12,395,575.48	<b>LIABILITIES, RESERVES, AND SURPLUS</b>
<b>DEFERRED CHARGES</b>		Cash Liabilities
3,018,037.77		Reserves for Receivables
<b>SCHOOL, COUNTY, SPECIAL DISTRICT TAXES</b>		Surplus
465,291,521.57		Total
<b>RESERVE FOR UNCOLLECTED TAXES</b>		
36,733,070.46		
<b>EXPENDITURES</b>	<b>TOTAL</b> 786,889,553.94	
	<b>REVENUES</b>	
	Property Taxes Collected	541,077,336.80
	Payments in Lieu of Taxes	7,859,416.12
	Delinquent Tax & Lien Collections	22,790,366.24
	Business Personality Replacement Taxes	7,827,219.82
	Taxes from Public Utilities	38,580,855.39
	Other Miscellaneous Tax Revenues	328,996.47
	State Aid Revenues	72,464,989.22
	Federal Aid Revenues	5,940.00
	Sale of Acquired Property	28,013.01
	Other Miscellaneous Revenues	48,996,423.64
	Total	739,959,554.71
	Prior Years Surplus Appropriated	28,114,602.78
	<b>REVENUES</b>	<b>TOTAL</b> 768,074,157.49
	Reserve For Uncollected Taxes	36,733,070.46
	<b>CAPITAL OUTLAY</b>	<b>TOTAL</b> 37,943,070.65
	Public Enterprises	8,873,024.50
	Recreation-Culture	449,640.56
	Public Works	11,900,415.12
	Buildings and Grounds	16,564,734.51
	Library and Education	155,255.96
	Conservation	
	All Other	
	<b>CAPITAL DEBT AUTHORIZED, ENDING BALANCE</b>	
	<b>ISSUED AND UNISSUED</b>	<b>GROSS DEBT</b>
	School	189,998,529
	Self-Liquidating	85,809,103
	Other	279,575,336
	Total	555,382,968
	<b>ISSUED AND OUTSTANDING</b>	<b>NET DEBT</b>
	School	7,043,925
	Self-Liquidating	5,832,447
	Other	272,000,151
	Total	284,876,524
	<b>EQUALIZED VALUATION BASIS</b>	
	<b>FOR NET DEBT COMPUTATION</b>	<b>9,246,883,160.98</b>
	<b>REAL PROPERTY VALUATIONS</b>	
	<b>Code</b>	<b>Class</b>
	<b># of Parcels</b>	<b>% VAL'N</b>
	<b>ASSESSED VALUATION</b>	
	1 Vacant Land	
	2 Residential	
	3 Farm	
	4e Commercial	
	4b Industrial	
	4c Apartments	
	Total	
	Land Area 222.01 Sq. Miles	
	Net Valuation Taxable-Municipal	5,599,448,983.00
	Net Valuation Taxable-County	9,523,889,219.00
	State Equalized Valuation	9,592,306,896.00
	State Equalization Ratio	

\*Includes County Health Service Taxes or County Open Space Tax. See Table 13.

Population 1990 **95,089**  
 Population 1994 **97,767**  
 S & P Rating  
 Moody Rating

General Tax Rate Per \$100.  
 State Equalized Tax Rate

**SUMMARY  
 CAPE MAY COUNTY  
 MUNICIPALITIES**

PER CAPITA: **2,457.01** Gross Debt  
**1,358.86** Net Debt  
**194.13** Debt Service  
**2,181.67** Total Tax Levy  
**1,559.92** Municipal Expenditures

PER CENT: **113.53** Gross Debt  
**62.79** Net Debt  
**93.86** Tax Levy Collected  
 Tax Levy Cancelled, Abated or Adjusted **.27**

EXPENDITURES-CURRENT YEAR		REVENUES REALIZED-CURRENT YEAR		PROPERTY TAXES-CURRENT YEAR	
<b>GENERAL GOVERNMENT</b>		<b>REVENUES REALIZED-CURRENT YEAR</b>		<b>PROPERTY TAXES-CURRENT YEAR</b>	
Governing Body & Public Board	407,687.53	Property Taxes Collected	199,757,097.85	STATE EQUALIZED TAX RATE	
Municipal Clerk	713,262.38	Payments In Lieu of Taxes	28,105,725.23	Local District School Taxes	65,725,770.00
Financial Administration	3,126,420.74	Delinquent Tax & Lien Collection	13,130,253.77	Regional & Consolidated School Tax	9,141,731.01
Assessment of Taxes	1,244,539.74	Business Personalty Replacement Taxes	1,184,373.04	School Taxes in Municipal Budget	
Collection of Taxes	1,244,440.22	Taxes from Public Utilities	16,243,636.00	County Taxes	* 55,685,624.20
Planning, Housing & Development	1,788,538.30	Other Miscellaneous Tax Revenues	242,018.59	County Library Taxes	2,674,266.25
Human Resources	1,614,064.04	State Aid Revenues	7,969,978.32	Local Municipal Purpose Taxes	76,219,376.24
Elections	31,909.00	Federal Aid Revenues	3,550.00	Veteran & Senior Citizen Taxes	1,172,950.00
General Administration (other)	16,262,159.10			Total Taxes for Rate Computation	210,619,717.70
<b>JUDICIARY</b>	<b>1,921,533.60</b>	Sale of Acquired Property		Special District Taxes	2,990,703.63
Municipal Courts		Other Miscellaneous Revenues	30,414,235.33	Bank Corp. Taxes	
<b>PUBLIC SAFETY</b>	<b>7,860,533.30</b>			Added and Omitted Taxes	858,049.85
Fire Protection		Total	297,050,868.13	Total Taxes Levied - ABSTRACT	213,295,521.18
Police Protection	21,045,854.46	Prior Years Surplus Appropriated	14,494,795.55	Total Taxes Billed	212,833,918.79
Civil Defense & Disaster Control	188,529.75	<b>REVENUES TOTAL</b>	<b>311,545,663.68</b>	<b>TAXES COLLECTED</b>	<b>199,757,097.85</b>
Environmental Inspection & Control	1,773,670.65	Reserve For Uncollected Taxes	14,752,913.03	Taxes Cancelled, Abated or Adjusted	575,469.40
Other Public Safety		<b>CAPITAL OUTLAY TOTAL</b>	<b>25,955,693.28</b>	Transfer to Tax Title Liens or Foreclosed	588,874.89
<b>PUBLIC WORKS</b>	<b>8,408,713.13</b>			Ending Balance	12,969,119.64
Streets and Drainage		Public Enterprises	7,438,760.61	<b>PRIOR YEARS TAXES OUTSTANDING</b>	
Sewers and Sewage Processing	7,132,425.03	Recreation-Culture	2,463,322.54	Beginning Balance	13,766,461.19
Garbage and Trash Disposal	5,525,692.28	Public Works	3,073,156.49	Collected	11,998,556.68
Public Buildings and Grounds	3,433,943.12	Buildings and Grounds	12,980,453.64	Cancelled, Abated or Adjusted	35,424.50
Other Public Works	9,322,153.63	Library and Education		Transfers to Tax Title Liens or Foreclosed	78,771.92
<b>HEALTH and WELFARE</b>	<b>247,894.58</b>	Conservation		Ending Balance	1,653,708.09
Health Services Except Environmental		All Other		<b>TAX TITLE LIENS OUTSTANDING</b>	
Welfare-Public Assistance	253,823.31			Beginning Balance	3,529,541.83
Hospital, Clinics, First Aid		<b>CAPITAL DEBT AUTHORIZED, ENDING BALANCE</b>		Transfer From Taxes	679,362.93
Animal, Insect, & Rodent Control	164,282.00	<b>ISSUED AND UNISSUED GROSS DEBT NET DEBT</b>		Redeemed	1,130,533.36
Other Welfare Services		School	25,896,312	Cancelled, Abated or Adjusted	10,179.33
<b>RECREATION and CONSERVATION</b>	<b>3,806,336.27</b>	Self-Liquidating	57,588,787	Transfers to Foreclosed Property	105,314.83
Beeches and Boardwalk		Other	156,728,960	Ending Balance	2,962,877.24
Parks, Playgrounds, Shade Trees	494,310.53	Total	240,214,061	<b>PROPERTY ACQUIRED BY DEED OR FORECLOSURE</b>	
Land Reclamation & Conservation	404,633.93			Beginning Balance	10,963,400.13
Other Recreational Services	2,052,001.36	<b>ISSUED AND OUTSTANDING</b>		Transfers From Taxes or Liens	105,818.57
<b>EDUCATION (excluding schools)</b>	<b>1,032,541.00</b>	School	23,855,750.00	Sale for Cash	
Libraries		Self-Liquidating	47,053,681.55	Cancelled, Abated or Adjusted	
Other Educational Services	1,916,198.00	Other	140,686,086.08	Ending Balance	11,069,218.70
<b>STATUTORY EXPENDITURES</b>	<b>6,283,148.85</b>	Total	211,595,517.63	<b>CURRENT FINANCES ENDING BALANCE</b>	
Pensions & F. I. C. A.		<b>EQUALIZED VALUATION BASIS FOR NET DEBT COMPUTATION</b>	<b>2,949,819,326.32</b>	<b>ASSETS</b>	
Employee Fringe Benefits	8,110,588.21	<b>REAL PROPERTY VALUATIONS</b>		Cash	36,209,011.63
Other Statutory Expenditure	181,540.00	Code Class # of Parcels % VAL'N	<b>ASSESSED VALUATION</b>	Taxes Receivable	14,622,830.73
<b>MUNICIPAL FUNCTIONS TOTAL</b>	<b>117,993,368.04</b>	1 Vacant Land		Tax Title Liens	3,008,633.34
<b>CAPITAL IMPROVEMENTS</b>	<b>803,806.07</b>	2 Residential		Foreclosed Property	11,190,739.70
<b>DEBT SERVICE</b>	<b>12,556,877.38</b>	3 Farm		Emergencies & Other Deferred Charges	955,251.47
Principal Payments		4a Commercial		State and Federal Aid Receivable	706,332.14
Interest Payments	6,422,293.77	4b Industrial		Other Receivables	3,918,112.76
		4c Apartments		Total	70,610,911.77
		Total		<b>LIABILITIES, RESERVES, AND SURPLUS</b>	
<b>DEFERRED CHARGES</b>	<b>783,054.31</b>	Land Area 263.37 Sq. Miles		Cash Liabilities	18,231,824.96
SCHOOL, COUNTY, SPECIAL DISTRICT TAXES	136,218,095.09	Net Valuation Taxable-Municipal	3,116,747,654.00	Reserves for Receivables	32,323,840.76
RESERVE FOR UNCOLLECTED TAXES	14,752,913.03	Net Valuation Taxable-County	3,038,751,981.00	Surplus	20,055,246.05
<b>EXPENDITURES TOTAL</b>	<b>288,726,601.62</b>	State Equalized Valuation	2,950,310,608.00	Total	70,610,911.77
		State Equalization Ratio			



Population 1990 **138,053**  
 Population 1994 **138,839**  
 S & P Rating  
 Moody Rating

Ganarel Tax Rate Per \$100.  
 State Equalized Tax Rate

**SUMMARY  
 CUMBERLAND COUNTY  
 MUNICIPALITIES**

PER CAPITA:  
 Gross Debt **816.92**  
 Net Debt **253.51**  
 Debt Service **31.59**  
 Total Tax Levy **802.14**  
 Municipal Expenditures **624.49**

PER CENT:  
 Gross Debt **126.97**  
 Net Debt **39.40**  
 Tax Levy Collected **91.45**  
 Tax Levy Cancelled, Abated or Adjusted **.47**

EXPENDITURES-CURRENT YEAR		REVENUES REALIZED-CURRENT YEAR		PROPERTY TAXES-CURRENT YEAR	
<b>GENERAL GOVERNMENT</b>		<b>REVENUES REALIZED-CURRENT YEAR</b>		<b>STATE EQUALIZED TAX RATE</b>	
Governing Body & Public Boards	153,859.00	Property Taxes Collected	101,168,423.74	Local District School Taxes	39,416,451.00
Municipal Clerk	248,958.00	Payments in Lieu of Taxes	402,532.68	Regional & Consolidated School Tax	3,024,186.89
Financial Administration	1,789,757.98	Delinquent Tax & Lien Collections	7,469,357.22	School Taxes in Municipal Budget	607,862.25
Assessment of Taxes	981,380.29	Business Personalty Replacement Taxes	2,325,375.64	County Taxes	* 42,097,613.42
Collection of Taxes	918,340.90	Taxes from Public Utilities	9,187,300.65	County Library Taxes	
Planning, Housing & Development	749,963.90	Other Miscellaneous Tax Revenues	17,341.01	Local Municipal Purpose Taxes	22,504,461.68
Human Resources	5,263,445.19	State Aid Revenues	25,479,430.03	Veteran & Senior Citizen Taxes	1,531,750.00
Elections	73,263.50	Federal Aid Revenues	1,414,910.00	Total Taxes for Rate Computation	109,182,325.24
General Administration (other)	9,875,495.97			Special District Taxes	3,074,000.59
<b>JUDICIARY</b>		Sale of Acquired Property	220,207.25	Bank Corp. Taxes	
Municipal Courts	1,084,122.44	Other Miscellaneous Revenues	11,833,715.80	Added and Omitted Taxes	643,438.43
<b>PUBLIC SAFETY</b>		Total	159,518,594.02	Total Taxes Levied - ABSTRACT	111,368,014.26
Fire Protection	2,727,949.38	Prior Years Surplus Appropriated	10,575,020.40	Total Taxes Billed	110,623,443.93
Police Protection	12,520,436.20	<b>REVENUES TOTAL</b>	<b>170,093,614.42</b>	<b>TAXES COLLECTED</b>	<b>101,168,423.74</b>
Civil Defense & Disaster Control	141,417.70	Raserva For Uncollected Taxes	9,919,615.81	Taxes Cancelled, Abated or Adjusted	516,885.23
Environmental Inspection & Control	1,257,326.16	<b>CAPITAL OUTLAY TOTAL</b>	<b>6,637,804.42</b>	Transfer to Tax Title Liens or Foreclosed	838,788.24
Other Public Safety				Ending Balance	7,201,346.72
<b>PUBLIC WORKS</b>		Public Enterprises	2,196,744.16	<b>PRIOR YEARS TAXES OUTSTANDING</b>	
Streets and Drainage	7,165,436.24	Recreation-Cultura	93,639.85	Beginning Balance	6,870,460.26
Sewers and Sewage Processing	494,233.06	Public Works	1,842,876.19	Collected	6,482,611.95
Garbage and Trash Disposal	2,480,237.05	Buildings and Grounds	2,504,544.22	Cancelled, Abated or Adjusted	75,204.41
Public Buildings and Grounds	1,813,883.45	Library and Education		Transfers to Tax Title Liens or Foreclosed	85,014.62
Other Public Works	318,177.79	Conservation		Ending Balance	227,629.78
<b>HEALTH and WELFARE</b>		All Other		<b>TAX TITLE LIENS OUTSTANDING</b>	
Health Services Except Environmental	2,769,405.57			Beginning Balance	5,166,029.55
Welfare-Public Assistance	5,594,828.80	<b>CAPITAL DEBT AUTHORIZED, ENDING BALANCE</b>		Transfer From Taxes	920,565.13
Hospital, Clinics, First Aid	30,200.00	<b>ISSUED AND UNISSUED</b>		Redeemed	986,745.27
Animal, Insect, & Rodent Control	249,898.35	<b>GROSS DEBT</b>		Cancelled, Abated or Adjusted	57,083.76
Other Welfare Services		School	53,157,949	Transfers to Forclosed Property	578,413.89
<b>RECREATION and CONSERVATION</b>		Self-Liquidating	32,406,623	Ending Balance	4,464,351.76
Beaches and Boardwalks		Other	27,856,272	<b>PROPERTY ACQUIRED BY DEED OR FORECLOSURE</b>	
Perks, Playgrounds, Shada Traas	830,514.25	Total	113,420,846	Beginning Balance	6,432,879.92
Land Reclamation & Conservation	144,048.60	<b>ISSUED AND OUTSTANDING</b>		Transfers From Taxes or Liens	589,725.28
Other Recreational Services	908,083.00	School	50,099,349.46	Sala for Cash	119,801.00
<b>EDUCATION (excluding schools)</b>		Self-Liquidating	20,017,070.76	Cancelled, Abated or Adjusted	316,949.00
Libraries	1,292,256.00	Other	19,210,924.37	Ending Balance	6,585,855.20
Other Educational Services	66,430.00	Total	89,327,344.59	<b>CURRENT FINANCES ENDING BALANCE</b>	
<b>STATUTORY EXPENDITURES</b>		<b>EQUALIZED VALUATION BASIS FOR NET DEBT COMPUTATION</b>	<b>4,022,307,883.66</b>	<b>ASSETS</b>	
Pensions & F. I. C. A.	3,164,651.43	<b>REAL PROPERTY VALUATIONS</b>		Cash	32,288,748.12
Employee Fringa Benefits	4,202,539.63	<b>Code Class # of Percals % VAL'N</b>		Texas Receivable	7,428,976.50
Other Statutory Expenditures	16,927.74	1 Vacant Land		Tax Title Liens	4,464,352.76
<b>MUNICIPAL FUNCTIONS TOTAL</b>	<b>69,327,465.57</b>	2 Residential		Foreclosed Property	6,620,259.25
<b>CAPITAL IMPROVEMENTS</b>	<b>682,100.00</b>	3 Farm		Emergencias & Other Deferred Chargas	1,134,699.37
<b>DEBT SERVICE</b>		4a Commercial		State and Federal Aid Receivable	11,031,898.89
Principal Payments	3,335,688.31	4b Industrial		Other Receivables	3,305,195.29
Interest Payments	1,050,198.23	4c Apartments		Total	66,274,130.18
	1,606,996.50	Total		<b>LIABILITIES, RESERVES, AND SURPLUS</b>	
<b>DEFERRED CHARGES</b>	<b>3,071,159.98</b>	Land Area <b>501.73</b> Sq. Miles		Cash Liabilities	26,157,669.98
<b>SCHOOL, COUNTY, SPECIAL DISTRICT TAXES</b>	<b>88,220,114.15</b>	Net Valuation Taxable-Municipal	3,561,314,047.00	Reservas for Receivables	22,011,913.80
<b>RESERVE FOR UNCOLLECTED TAXES</b>	<b>9,919,615.81</b>	Net Valuation Taxable-County	4,205,027,215.00	Surplus	18,104,546.40
<b>EXPENDITURES TOTAL</b>	<b>174,924,242.05</b>	State Equalized Valuation	4,096,966,030.00	Total	66,274,130.18
		State Equalization Ratio			

Population 1990 **778,206**  
 Population 1994 **766,371**  
 S & P Rating  
 Moody Rating

General Tax Rate Per \$100.  
 State Equalized Tax Rate

## SUMMARY ESSEX COUNTY MUNICIPALITIES

PER CAPITA:		PER CENT:	
Gross Debt	1,204.90	Gross Debt	134.15
Nat Debt	550.40	Nat Debt	61.28
Debt Servica	81.80	Tax Levy Collected	92.42
Total Tax Levy	1,400.10	Tax Levy Cancelled, Abated or Adjusted	1.10
Municipal Expenditures	1,230.42		

EXPENDITURES-CURRENT YEAR	REVENUES REALIZED-CURRENT YEAR	PROPERTY TAXES-CURRENT YEAR	STATE EQUALIZED TAX RATE
<b>GENERAL GOVERNMENT</b>		<b>STATE EQUALIZED TAX RATE</b>	
Governing Body & Public Boards	8,636,246.57	Local District School Taxes	458,897,116.07
Municipal Clerk	5,968,310.60	Regional & Consolidated School Tax	16,049,475.65
Financial Administration	13,927,434.15	School Taxes in Municipal Budget	5,856,420.94
Assessment of Taxes	5,283,897.42	County Taxes	* 262,594,858.95
Collection of Taxes	2,628,427.88	County Library Taxes	
Planning, Housing & Development	8,965,557.16	Local Municipal Purpose Taxes	322,493,651.43
Human Resources	21,977,402.92	Voter & Senior Citizen Taxes	3,313,755.00
Elections	1,490,063.30	Total Taxes for Rate Computation	1,069,205,278.04
General Administration (other)	103,174,138.59	Special District Taxes	923,210.08
<b>JUDICIARY</b>		Bank Corp. Taxes	
Municipal Courts	10,133,714.96	Added and Omitted Taxes	6,178,631.07
<b>PUBLIC SAFETY</b>		Total Taxes Lapsed - ABSTRACT	1,072,993,364.19
Fire Protection	95,665,938.95	Total Taxes Billad	1,071,968,269.00
Police Protection	154,666,616.41	<b>TAXES COLLECTED</b>	990,739,133.15
Civil Defense & Disaster Control	469,698.36	Taxes Cancelled, Abated or Adjusted	11,771,161.31
Environmental Inspection & Control	5,939,878.99	Transfer to Tax Title Liens or Forclosed	10,204,629.88
Other Public Safety	100,303.00	Ending Balance	59,253,344.86
<b>PUBLIC WORKS</b>		<b>PRIOR YEARS TAXES OUTSTANDING</b>	
Streets and Drainage	33,735,669.29	Beginning Balance	64,058,049.63
Sewer and Sewage Processing	70,175,613.94	Collected	42,313,655.78
Garbage and Trash Disposal	28,361,522.02	Cancelled, Abated or Adjusted	4,667,590.69
Public Buildings and Grounds	24,547,124.54	Transfers to Tax Title Liens or Forclosed	4,212,259.12
Other Public Works	5,123,613.25	Ending Balance	12,864,544.04
<b>HEALTH and WELFARE</b>		<b>TAX TITLE LIENS OUTSTANDING</b>	
Health Services Except Environmental	32,691,955.62	Beginning Balance	58,122,754.02
Welfare-Public Assistance	16,665,323.00	Transfer From Taxes	13,748,439.89
Hospital, Clinics, First Aid	373,756.00	Radaamad	20,114,385.71
Animal, Insect, & Rodent Control	498,614.13	Cancelled, Abated or Adjusted	373,427.64
Other Welfare Services	859,014.00	Transfers to Forclosed Property	7,219,647.20
<b>RECREATION and CONSERVATION</b>		Ending Balance	44,163,733.36
Beeches and Boardwalks		<b>PROPERTY ACQUIRED BY DEED OR FORECLOSURE</b>	
Parks, Playgrounds, Shade Trees	8,362,841.59	Beginning Balance	104,313,257.08
Land Reclamation & Conservation	2,028,377.16	Transfers From Taxes or Liens	8,759,270.46
Other Recreational Services	14,119,059.55	Sale for Cash	177,060.00
<b>EDUCATION (excluding schools)</b>		Cancelled, Abated or Adjusted	6,154,226.43
Libraries	25,025,208.10	Ending Balance	106,741,241.11
Other Educational Services	3,444,420.20	<b>CURRENT FINANCES ENDING BALANCE</b>	
<b>STATUTORY EXPENDITURES</b>		<b>ASSETS</b>	
Pensions & F. I. C. A.	53,851,756.42	Cash	198,011,647.90
Employment Fringe Benefits	32,859,888.48	Taxes Receivable	72,508,233.66
Other Statutory Expenditures	144,350.00	Tax Title Liens	43,937,291.14
<b>MUNICIPAL FUNCTIONS</b>	<b>TOTAL</b>	Foreclosed Property	106,741,241.11
	<b>791,895,736.55</b>	Emergencies & Other Deferred Charges	10,378,573.31
<b>CAPITAL IMPROVEMENTS</b>	<b>3,509,547.25</b>	State and Federal Aid Receivable	96,699,736.62
<b>DEBT SERVICE</b>		Other Receivables	32,948,289.14
Principal Payments	41,730,283.66	<b>Total</b>	<b>561,225,012.88</b>
Interest Payments	20,956,676.42	<b>LIABILITIES, RESERVES, AND SURPLUS</b>	
	<b>15,730,186.70</b>	Cash Liabilities	247,831,103.66
<b>DEFERRED CHARGES</b>	<b>5,331,580.02</b>	Reserves for Receivables	257,628,908.11
SCHOOL, COUNTY, SPECIAL DISTRICT TAXES	744,321,081.69	Surplus	55,765,001.11
RESERVE FOR UNCOLLECTED TAXES	83,043,285.97	<b>Total</b>	<b>561,225,012.88</b>
<b>EXPENDITURES</b>	<b>TOTAL</b>		
	<b>1,687,278,644.31</b>		
		<b>REVENUES REALIZED-CURRENT YEAR</b>	
		Property Taxes Collected	990,739,133.15
		Payments in Lieu of Taxes	4,836,420.22
		Delinquent Tax & Lien Collections	62,428,041.81
		Business Personalty Replacement Taxes	28,506,680.16
		Taxes from Public Utilities	54,614,591.71
		Other Miscellaneous Tax Revenues	14,366,072.72
		State Aid Revenues	157,434,047.46
		Federal Aid Revenues	18,434,736.00
		Sale of Acquired Property	1,945,414.80
		Other Miscellaneous Revenues	226,493,420.09
		<b>Total</b>	<b>1,559,798,558.12</b>
		Prior Years Surplus Appropriated	57,291,799.32
		<b>REVENUES</b>	<b>TOTAL</b>
		Raserva For Uncollected Taxes	83,043,285.97
		<b>CAPITAL OUTLAY</b>	<b>TOTAL</b>
			<b>122,899,506.66</b>
		Public Enterprises	3,087,690.01
		Recreation-Culture	19,994,098.83
		Public Works	13,262,709.20
		Buildings and Grounds	82,594,173.46
		Library and Education	3,960,835.16
		Conservation	
		All Other	
		<b>CAPITAL DEBT AUTHORIZED, ENDING BALANCE</b>	
		<b>ISSUED AND UNISSUED</b>	
		<b>GROSS DEBT</b>	<b>NET DEBT</b>
		School	362,769,417
		Self-Liquidating	158,785,434
		Other	401,847,721
		<b>Total</b>	<b>923,402,572</b>
		<b>ISSUED AND OUTSTANDING</b>	
		School	261,873,824.00
		Self-Liquidating	108,389,609.06
		Other	318,091,353.92
		<b>Total</b>	<b>688,354,786.98</b>
		<b>EQUALIZED VALUATION BASIS FOR NET DEBT COMPUTATION</b>	<b>57,357,593,991.68</b>
		<b>REAL PROPERTY VALUATIONS</b>	
		<b>Code Class # of Parcels % VAL'N</b>	<b>ASSESSED VALUATION</b>
		1 Vacant Land	
		2 Residential	
		3 Farm	
		4a Commercial	
		4b Industrial	
		4c Apartments	
		<b>Total</b>	
		Land Area <b>127.44</b> Sq. Miles	
		Net Valuation Taxable-Municipal	17,588,155,276.00
		Net Valuation Taxable-County	38,135,568,760.00
		State Equalized Valuation	56,855,069,163.00
		State Equalization Ratio	

Population 1990 **230,082**  
 Population 1994 **241,621**  
 S & P Rating  
 Moody Rating

General Tax Rate Per \$100.  
 State Equalized Tax Rate

**SUMMARY  
 GLOUCESTER COUNTY  
 MUNICIPALITIES**

PER CAPITA:  
 Gross Debt **1,214.37**  
 Net Debt **365.34**  
 Debt Service **35.22**  
 Total Tax Levy **1,081.72**  
 Municipal Expenditures **552.36**

PER CENT:  
 Gross Debt **110.55**  
 Net Debt **33.26**  
 Tax Levy Collected **95.22**  
 Tax Levy Cancelled, Abated or Adjusted **.36**

EXPENDITURES-CURRENT YEAR		REVENUES REALIZED-CURRENT YEAR		PROPERTY TAXES-CURRENT YEAR	
<b>GENERAL GOVERNMENT</b>				<b>STATE EQUALIZED TAX RATE</b> →	
Governing Body & Public Boards	677,908.35	Property Taxes Collected	249,534,156.73	Local District School Taxes	112,819,316.18
Municipal Clerk	792,043.61	Payments In Lieu of Taxes	62,618.38	Regional & Consolidated School Tax	15,071,340.57
Financial Administration	1,748,412.47	Delinquent Tax & Lien Collections	13,319,133.37	School Taxes in Municipal Budget	
Assessment of Taxes	1,973,806.04	Business Personalty Replacement Taxes	2,456,904.12	County Taxes	* 66,622,114.52
Collection of Taxes	1,315,188.78	Taxes from Public Utilities	18,053,699.44	County Library Taxes	1,584,978.00
Planning, Housing & Development	1,877,028.44	Other Miscellaneous Tax Revenues	1,083,970.72	Local Municipal Purpose Taxes	53,745,558.89
Human Resources	3,099,215.14	State Aid Revenues	16,948,905.27	Veteran & Senior Citizen Taxes	2,078,625.00
Elections	74,479.30	Federal Aid Revenues	28,732.00	Total Taxes for Rate Computation	251,921,933.16
General Administration (other)	13,589,077.20			Special District Taxes	8,523,369.83
<b>JUDICIARY</b>		Sale of Acquired Property	162,645.00	Bank Corp. Taxes	
Municipal Courts	1,837,231.41	Other Miscellaneous Revenues	18,802,774.84	Added and Omitted Taxes	
<b>PUBLIC SAFETY</b>		Total	320,453,539.87	Total Taxes Levied - ABSTRACT	261,366,965.51
Fire Protection	1,980,219.29	Prior Years Surplus Appropriated	15,227,842.79	Total Taxes Billed	262,058,689.56
Police Protection	27,323,656.02	<b>REVENUES TOTAL</b>	<b>335,681,382.66</b>	<b>TAXES COLLECTED</b>	<b>249,534,156.73</b>
Civil Defense & Disaster Control	175,574.07	Reserve For Uncollected Taxes	16,148,623.29	Taxes Cancelled, Abated or Adjusted	944,994.04
Environmental Inspection & Control	2,503,930.80	<b>CAPITAL OUTLAY TOTAL</b>	<b>19,749,569.67</b>	Transfer to Tax Title Liens or Foreclosed	1,070,138.30
Other Public Safety				Ending Balance	10,509,600.50
<b>PUBLIC WORKS</b>		Public Enterprises	6,083,042.44	<b>PRIOR YEARS TAXES OUTSTANDING</b>	
Streets and Drainage	9,370,953.17	Recreation-Culture	724,788.09	Beginning Balance	14,093,197.95
Sewers and Sewage Processing	868,595.87	Public Works	3,810,220.97	Collected	12,187,569.39
Garbage and Trash Disposal	14,364,828.72	Buildings and Grounds	8,807,124.68	Cancelled, Abated or Adjusted	294,767.00
Public Buildings and Grounds	2,003,507.47	Library and Education	324,393.49	Transfers to Tax Title Liens or Foreclosed	327,922.77
Other Public Works	2,665,589.94	Conservation		Ending Balance	1,282,938.79
<b>HEALTH and WELFARE</b>		All Other		<b>TAX TITLE LIENS OUTSTANDING</b>	
Health Services Except Environmental	631,436.16			Beginning Balance	5,976,887.83
Welfare-Public Assistance	303,694.25	<b>CAPITAL DEBT AUTHORIZED, ENDING BALANCE</b>		Transfer From Taxes	1,419,484.08
Hospital, Clinics, First Aid		<b>ISSUED AND UNISSUED</b>		Redeemed	1,153,194.53
Animal, Insect, & Rodent Control	96,266.60	School	172,995,951	Cancelled, Abated or Adjusted	182,947.89
Other Welfare Services	100,214.23	Self-Liquidating	41,194,819	Transfers to Foreclosed Property	460,937.10
<b>RECREATION and CONSERVATION</b>		Other	79,226,081	Ending Balance	5,599,292.39
Beeches and Boardwalks		Total	293,416,852	<b>PROPERTY ACQUIRED BY DEED OR FORECLOSURE</b>	
Parks, Playgrounds, Shade Trees	1,102,940.20	<b>ISSUED AND OUTSTANDING</b>		Beginning Balance	25,826,182.27
Land Reclamation & Conservation	331,627.46	School	165,156,033.09	Transfers From Taxes or Liens	536,357.05
Other Recreational Services	1,045,153.97	Self-Liquidating	32,057,540.16	Sale for Cash	113,160.00
<b>EDUCATION (excluding schools)</b>		Other	68,208,362.81	Cancelled, Abated or Adjusted	250,695.00
Libraries	2,914,385.42	Total	265,421,936.06	Ending Balance	25,998,684.32
Other Educational Services	65,408.11	<b>EQUALIZED VALUATION BASIS FOR NET DEBT COMPUTATION</b>	<b>0,500,388,744.00</b>	<b>CURRENT FINANCES ENDING BALANCE</b>	
<b>STATUTORY EXPENDITURES</b>		<b>REAL PROPERTY VALUATIONS</b>		<b>ASSETS</b>	
Pensions & F. I. C. A.	5,330,069.64	Code Class # of Parcels % VAL'N	ASSESSED VALUATION	Cash	46,122,580.88
Employee Fringe Benefits	6,684,410.49	1 Vacant Land		Taxes Receivable	11,782,539.29
Other Statutory Expenditures	83,181.47	2 Residential		Tax Title Liens	5,599,292.39
<b>MUNICIPAL FUNCTIONS TOTAL</b>	<b>106,930,034.09</b>	3 Farm		Foreclosed Property	25,996,684.32
<b>CAPITAL IMPROVEMENTS</b>	<b>854,022.23</b>	4a Commercial		Emergencies & Other Deferred Charges	2,023,759.58
<b>DEBT SERVICE</b>		4b Industrial		State and Federal Aid Receivable	165,360.20
Principal Payments	5,333,644.27	4c Apartments		Other Receivables	3,348,072.73
Interest Payments	3,177,443.52	Total		Total	95,038,289.39
<b>DEFERRED CHARGES</b>	<b>1,872,976.34</b>	Land Area 328.36 Sq. Miles		<b>LIABILITIES, RESERVES, AND SURPLUS</b>	
SCHOOL, COUNTY, SPECIAL DISTRICT TAXES	204,621,119.10	Net Valuation Taxable-Municipal	9,686,401,776.00	Cash Liabilities	22,977,959.53
RESERVE FOR UNCOLLECTED TAXES	16,148,623.29	Net Valuation Taxable-County	10,825,552,547.00	Reserves for Receivables	46,695,138.73
<b>EXPENDITURES TOTAL</b>	<b>338,083,840.61</b>	State Equalized Valuation	10,876,650,640.00	Surplus	25,365,527.99
		State Equalization Ratio		Total	95,038,626.25

Population 1990 **553,099**  
 Population 1994 **550,803**  
 S & P Rating  
 Moody Rating

General Tax Rate Per \$100.  
 State Equalized Tax Rate

**SUMMARY  
 HUDSON COUNTY  
 MUNICIPALITIES**

PER CAPITA:  
 Gross Debt **1,983.51**  
 Net Debt **1,036.67**  
 Debt Service **127.10**  
 Total Tax Levy **1,166.87**  
 Municipal Expenditures **1,208.68**

PER CENT:  
 Gross Debt **114.57**  
 Net Debt **59.88**  
 Tax Levy Collected **92.28**  
 Tax Levy Cancelled, Abated or Adjusted **.65**

EXPENDITURES-CURRENT YEAR		REVENUES REALIZED-CURRENT YEAR		PROPERTY TAXES-CURRENT YEAR	
<b>GENERAL GOVERNMENT</b>		<b>REVENUES REALIZED-CURRENT YEAR</b>		<b>STATE EQUALIZED TAX RATE</b> →	
Governing Body & Public Boards	1,955,321.00	Property Taxes Collected	582,043,267.50	Local District School Taxes	248,120,315.75
Municipal Clerk	1,737,474.07	Payments in Lieu of Taxes	33,483,965.51	Regional & Consolidated School Tax	
Financial Administration	7,442,667.39	Delinquent Tax & Lien Collections	53,021,766.21	School Taxes in Municipel Budget	11,670,685.24
Assessment of Taxes	5,955,286.13	Business Personality Replacement Taxes	20,228,612.75	County Taxes	* 144,311,445.00
Collection of Taxes	2,527,412.75	Taxes from Public Utilities	69,649,734.71	County Library Taxes	
Planning, Housing & Development	4,927,533.62	Other Miscellaneous Tax Revenues	4,862,498.00	Local Municipal Purpose Taxes	237,204,742.87
Human Resources	17,802,189.57	State Aid Revenues	131,294,470.09	Veteran & Senior Citizen Taxes	2,447,050.00
Elections	566,156.00	Federal Aid Revenues		Total Taxes for Rate Computation	643,754,238.86
General Administration (other)	49,380,396.66			Special District Taxes	145,000.00
<b>JUDICIARY</b>		Sale of Acquired Property	8,150.00	Bank Corp. Taxes	
Municipal Courts	7,524,626.94	Other Miscellaneous Revenues	77,390,615.27	Added and Omitted Taxes	1,262,129.09
<b>PUBLIC SAFETY</b>		Total	971,983,080.04	Total Taxes Levied - ABSTRACT	642,714,317.95
Fire Protection	88,255,234.73	Prior Years Surplus Appropriated	19,005,459.08	Total Taxes Billed	630,755,076.05
Police Protection	111,404,001.66	REVENUES TOTAL	990,988,539.12	TAXES COLLECTED	582,043,267.50
Civil Defense & Disaster Control	145,656.00	Reserve For Uncollected Taxes	51,479,485.31	Taxes Cancelled, Abated or Adjusted	4,109,868.62
Environmental Inspection & Control	5,251,020.75	<b>CAPITAL OUTLAY TOTAL</b>		Transfer to Tax Title Liens or Foreclosed	5,488,819.33
Other Public Safety	228,620.40		63,691,023.00	Ending Balance	39,113,320.60
<b>PUBLIC WORKS</b>		Public Enterprises	23,510.25	<b>PRIOR YEARS TAXES OUTSTANDING</b>	
Streets and Drainage	22,732,960.81	Recreation-Culture	7,672,099.01	Beginning Balance	57,842,776.48
Sewers and Sewage Processing	37,614,901.92	Public Works	9,374,411.35	Collected	38,253,276.54
Garbage and Trash Disposal	13,134,493.95	Buildings and Grounds	35,793,561.91	Cancelled, Abated or Adjusted	5,555,013.66
Public Buildings and Grounds	8,152,009.55	Library and Education	10,827,440.48	Transfers to Tax Title Liens or Foreclosed	6,136,392.57
Other Public Works	8,251,401.18	Conservation		Ending Balance	7,898,093.71
<b>HEALTH and WELFARE</b>		All Other		<b>TAX TITLE LIENS OUTSTANDING</b>	
Health Services Except Environmental	14,297,892.31	<b>CAPITAL DEBT AUTHORIZED, ENDING BALANCE</b>		Beginning Balance	38,004,302.17
Welfare-Public Assistance	2,392,467.18	ISSUED AND UNISSUED	GROSS DEBT	Transfer From Taxes	11,916,498.94
Hospital, Clinics, First Aid	42,500.00	School	268,769,325	Redeemed	14,533,621.42
Animal, Insect, & Rodent Control	114,369.76	Self-Liquidating	109,983,554	Cancelled, Abated or Adjusted	1,324,854.00
Other Welfare Services	161,042.33	Other	713,772,643	Transfers to Foreclosed Property	9,015.14
<b>RECREATION and CONSERVATION</b>		Total	1,092,525,522	Ending Balance	34,053,310.55
Beaches and Boardwalks		<b>ISSUED AND OUTSTANDING</b>		<b>PROPERTY ACQUIRED BY DEED OR FORECLOSURE</b>	
Perks, Playgrounds, Shade Trees	4,165,302.74	School	224,008,957.00	Beginning Balance	34,362,722.86
Land Reclamation & Conservation	795,291.05	Self-Liquidating	79,299,286.00	Transfers From Taxes or Liens	9,015.14
Other Recreational Services	5,577,616.38	Other	650,278,795.45	Sale for Cash	8,150.00
<b>EDUCATION (excluding schools)</b>		Total	953,587,036.45	Cancelled, Abated or Adjusted	
Libraries	10,903,058.00	<b>EQUALIZED VALUATION BASIS FOR NET DEBT COMPUTATION</b>		Ending Balance	34,363,588.00
Other Educational Services	959,365.00	21,870,514,893.66		<b>CURRENT FINANCES ENDING BALANCE</b>	
<b>STATUTORY EXPENDITURES</b>		<b>REAL PROPERTY VALUATIONS</b>		<b>ASSETS</b>	
Pensions & F. I. C. A.	36,287,767.01	Code	Class	# of Parcels	% VALN
Employee Fringe Benefits	53,399,082.53	1	Vacant Land		
Other Statutory Expenditures	130,100.00	2	Residential		
<b>MUNICIPAL FUNCTIONS</b>		3	Farm		
CAPITAL IMPROVEMENTS	1,200,000.00	4a	Commercial		
<b>DEBT SERVICE</b>		4b	Industrial		
Principal Payments	26,852,073.94	4c	Apartments		
Interest Payments	43,153,402.16	Total			
<b>DEFERRED CHARGES</b>		Land Area	46.42	Sq. Miles	
SCHOOL, COUNTY, SPECIAL DISTRICT TAXES	20,046,441.40	Net Valuation Taxable-Municipal	19,745,749,037.00	Cash	112,940,014.06
RESERVE FOR UNCOLLECTED TAXES	406,247,445.99	Net Valuation Taxable-County	22,468,540,050.00	Taxes Receivable	49,356,471.17
EXPENDITURES	51,479,485.31	State Equalized Valuation	20,766,389,840.00	Tax Title Liens	34,072,808.51
TOTAL	1,069,994,068.17	State Equalization Ratio		Foreclosed Property	34,441,588.00
				Emergencies & Other Deferred Charges	41,278,898.09
				State and Federal Aid Receivable	16,416,100.54
				Other Receivables	43,242,593.87
				Total	331,748,474.24
				<b>LIABILITIES, RESERVES, AND SURPLUS</b>	
				Cash Liabilities	118,973,439.92
				Reserves for Receivables	160,674,145.09
				Surplus	37,288,741.72
				Total	316,936,326.73



Population 1990 **107,776**  
 Population 1994 **115,298**  
 S & P Rating  
 Moody Rating

General Tax Rate Per \$100.  
 State Equalized Tax Rate

**SUMMARY  
 HUNTERDON COUNTY  
 MUNICIPALITIES**

PER CAPITA  
 Gross Debt **1,048.88**  
 Net Debt **365.89**  
 Debt Service **37.87**  
 Total Tax Levy **1,572.62**  
 Municipal Expenditures **603.37**

PER CENT:  
 Gross Debt **127.61**  
 Net Debt **44.51**  
 Tax Levy Collected **96.16**  
 Tax Levy Cancelled, Abated or Adjusted **.25**

EXPENDITURES-CURRENT YEAR		REVENUES REALIZED-CURRENT YEAR			PROPERTY TAXES-CURRENT YEAR		
GENERAL GOVERNMENT		REVENUES REALIZED-CURRENT YEAR			STATE EQUALIZED TAX RATE		
Governing Body & Public Boards	42,615.00	Property Taxes Collected	175,142,003.19	Local District School Taxes	83,281,604.90		
Municipal Clerk	102,606.00	Payments in Lieu of Taxes	184,447.36	Regional & Consolidated School Tax	41,110,748.40		
Financial Administration	1,162,197.63	Delinquent Tax & Lien Collections	6,566,848.16	School Taxes in Municipal Budget		* 30,910,654.00	
Assessment of Taxes	805,845.45	Business Personalty Replacement Taxes	1,715,605.33	County Taxes		2,664,450.00	
Collection of Taxes	720,961.87	Taxes from Public Utilities	12,116,356.00	County Library Taxes		2,664,450.00	
Planning, Housing & Development	1,854,598.51	Other Miscellaneous Tax Revenues	971,756.89	Local Municipal Purpose Taxes		20,713,189.19	
Human Resources	821,897.05	State Aid Revenues	6,103,455.20	Veteran & Senior Citizen Taxes		608,000.00	
Elections	25,273.31	Federal Aid Revenues		Total Taxes for Rate Computation		179,288,646.49	
General Administration (other)	7,903,143.02			Special District Taxes		228,703.86	
JUDICIARY		Sale of Acquired Property	9,398,432.56	Bank Corp. Taxes			
Municipal Courts	1,239,140.20	Other Miscellaneous Revenues	9,398,432.56	Added and Omitted Taxes		2,410,099.32	
PUBLIC SAFETY		Total	212,198,904.69	Total Taxes Levied - ABSTRACT		181,319,449.67	
Fire Protection	1,773,482.13	Prior Years Surplus Appropriated	20,173,844.32	Total Taxes Billed		182,134,493.29	
Police Protection	8,884,523.38	REVENUES	232,372,749.01	TAXES COLLECTED		175,142,003.19	
Civil Defense & Disaster Control	116,676.00	Reserve For Uncollected Taxes	10,966,175.60	Taxes Cancelled, Abated or Adjusted		454,180.38	
Environmental Inspection & Control	1,552,741.15	CAPITAL OUTLAY	10,912,009.11	Transfer to Tax Title Liens or Foreclosed		312,588.83	
Other Public Safety		Total	10,912,009.11	Ending Balance		6,235,720.89	
PUBLIC WORKS		Public Enterprises	1,318,564.29	PRIOR YEARS TAXES OUTSTANDING			
Streets and Drainage	10,619,274.46	Recreation-Culture	272,062.35	Beginning Balance		6,885,680.32	
Sewers and Sewage Processing	450,202.00	Public Works	3,622,489.29	Collected		6,156,380.72	
Garbage and Trash Disposal	1,526,592.78	Buildings and Grounds	5,698,893.18	Cancelled, Abated or Adjusted		135,154.87	
Public Buildings and Grounds	1,904,608.44	Library and Education		Transfers to Tax Title Liens or Foreclosed		30,065.51	
Other Public Works	942,540.57	Conservation		Ending Balance		564,079.22	
HEALTH and WELFARE		All Other		TAX TITLE LIENS OUTSTANDING			
Health Services Except Environmental	322,698.80	CAPITAL DEBT AUTHORIZED, ENDING BALANCE			Beginning Balance	2,046,239.04	
Welfare-Public Assistance	168,521.00	ISSUED AND UNISSUED	GROSS DEBT	NET DEBT	Transfer From Taxes	337,415.69	
Hospital, Clinics, First Aid	5,100.00	School	64,338,526		Redeemed	411,246.61	
Animal, Insect, & Rodent Control	64,107.00	Self-Liquidating	14,675,839	323,155	Cancelled, Abated or Adjusted	92,001.04	
Other Welfare Services	800.00	Other	41,919,940	41,863,425	Transfers to Foreclosed Property	130,065.88	
RECREATION and CONSERVATION		Total	120,934,306	42,186,581	Ending Balance	1,750,341.20	
Beeches and Boardwalks		ISSUED AND OUTSTANDING			PROPERTY ACQUIRED BY DEED OR FORECLOSURE		
Parks, Playgrounds, Shade Trees	304,215.00	School	49,732,526.95		Beginning Balance	2,445,234.12	
Land Reclamation & Conservation	820,358.38	Self-Liquidating	9,975,134.01		Transfers From Taxes or Liens	130,065.88	
Other Recreational Services	539,002.25	Other	35,064,283.72		Sale for Cash	23,062.03	
EDUCATION (excluding schools)		Total	94,771,944.68		Cancelled, Abated or Adjusted	300.00	
Libraries	413,714.59	EQUALIZED VALUATION BASIS			Ending Balance	2,551,937.97	
Other Educational Services	3,663,728.86	FOR NET DEBT COMPUTATION	9,421,099,529.34		CURRENT FINANCES ENDING BALANCE		
STATUTORY EXPENDITURES		REAL PROPERTY VALUATIONS			ASSETS		
Pensions & F. I. C. A.	2,334,456.37	Code	Class	# of Parcels	% VAL'N	ASSESSED VALUATION	
Employee Fringe Benefits	2,784,155.93	1	Vacant Land			Cash	59,562,681.49
Other Statutory Expenditures	39,975.85	2	Residential			Taxes Receivable	6,806,097.85
MUNICIPAL FUNCTIONS	TOTAL	3	Farm			Tax Title Liens	1,750,341.20
CAPITAL IMPROVEMENTS	53,909,750.98	4a	Commercial			Foreclosed Property	2,288,200.00
DEBT SERVICE	1,758,990.54	4b	Industrial			Emergencies & Other Deferred Charges	260,439.52
Principal Payments	3,072,369.21	4c	Apartments			State and Federal Aid Receivable	441,618.87
Interest Payments	1,294,049.97	Total				Other Receivables	894,922.58
DEFERRED CHARGES	324,947.50	Land Area	429.60	Sq. Miles		Total	72,004,301.51
SCHOOL, COUNTY, SPECIAL DISTRICT TAXES	158,196,161.16	Net Valuation Taxable-Municipal	9,416,534,539.00			LIABILITIES, RESERVES, AND SURPLUS	
RESERVE FOR UNCOLLECTED TAXES	10,966,175.60	Net Valuation Taxable-County	9,688,595,678.00			Cash Liabilities	19,347,335.44
EXPENDITURES	TOTAL	State Equalized Valuation	9,622,351,381.00			Reserves for Receivables	11,875,915.23
	227,763,454.42	State Equalization Ratio				Surplus	40,781,050.84
						Total	72,004,301.51



Population 1990 **325,824**  
 Population 1994 **329,213**  
 S & P Rating  
 Moody Rating

General Tax Rate Per \$100.  
 State Equalized Tax Rate

**SUMMARY  
 MERCER COUNTY  
 MUNICIPALITIES**

PER CAPITA: Gross Debt **2,015.26**  
 Net Debt **1,021.09**  
 Debt Service **100.63**  
 Total Tax Levy **1,409.33**  
 Municipal Expenditures **967.82**

PER CENT: Gross Debt **142.31**  
 Net Debt **72.10**  
 Tax Levy Collected **101.15**  
 Tax Levy Cancelled, Abated or Adjusted **.75**

EXPENDITURES-CURRENT YEAR		REVENUES REALIZED-CURRENT YEAR			PROPERTY TAXES-CURRENT YEAR	
<b>GENERAL GOVERNMENT</b>		<b>REVENUES REALIZED-CURRENT YEAR</b>			<b>STATE EQUALIZED TAX RATE</b>	
Governing Body & Public Boards	1,171,226.44	Property Taxes Collected	439,421,972.34	Local District School Taxes	135,769,519.50	
Municipal Clerk	1,242,111.34	Payments in Lieu of Taxes	16,814,689.01	Regional & Consolidated School Tax	101,935,162.48	
Financial Administration	4,330,922.00	Delinquent Tax & Lien Collections	28,094,203.60	School Taxes in Municipal Budget	884,150.00	
Assessment of Taxes	2,240,840.96	Business Personalty Replacement Taxes	7,483,643.40	County Taxes	* 104,267,805.21	
Collection of Taxes	1,125,846.06	Taxes from Public Utilities	38,163,238.18	County Library Taxes	5,520,234.00	
Planning, Housing & Development	4,574,442.51	Other Miscellaneous Tax Revenues	1,714,938.91	Local Municipal Purpose Taxes	101,642,843.09	
Human Resources	11,754,008.47	State Aid Revenues	57,125,832.09	Veteran & Senior Citizen Taxes	2,815,900.00	
Elections	256,271.07	Federal Aid Revenues	1,330,000.00	Total Taxes for Rate Computation	452,835,614.28	
General Administration (other)	24,713,532.55			Special District Taxes	8,503,533.02	
<b>JUDICIARY</b>		Sale of Acquired Property	59,552,359.40	Bank Corp. Taxes		
Municipal Courts	4,405,830.65	Other Miscellaneous Revenues	59,552,359.40	Added end Omitted Taxes	5,446,730.62	
<b>PUBLIC SAFETY</b>		Total	649,700,876.93	Total Taxes Levied - ABSTRACT	463,969,977.92	
Fire Protection	19,891,966.50	Prior Years Surplus Appropriated	17,737,611.63	Total Taxes Billed	434,440,385.66	
Police Protection	53,879,190.99	<b>REVENUES TOTAL</b>	667,438,488.56	<b>TAXES COLLECTED</b>	439,421,972.34	
Civil Defense & Disaster Control	220,023.00	Reserve For Uncollected Taxes	32,638,464.44	Taxes Cancelled, Abated or Adjusted	3,267,196.37	
Environmental Inspection & Control	4,727,877.54	<b>CAPITAL OUTLAY TOTAL</b>	33,392,299.06	Transfer to Tax Title Liens or Foreclosed	513,462.15	
Other Public Safety	41,599.00			Ending Balance	21,211,910.65	
<b>PUBLIC WORKS</b>		Public Enterprises	2,540,368.46	<b>PRIOR YEARS TAXES OUTSTANDING</b>		
Streets end Drainage	14,424,337.14	Recreation-Culture	632,358.16	Beginning Balance	33,940,403.95	
Sewers end Sewage Processing	13,771,360.54	Public Works	7,121,395.18	Collected	24,205,228.90	
Garbage end Trash Disposal	19,599,728.94	Buildings end Grounds	22,807,332.74	Cancelled, Abated or Adjusted	1,449,833.80	
Public Buildings and Grounds	7,016,714.11	Library end Education	290,844.52	Transfers to Tax Title Liens or Foreclosed	5,484,091.87	
Other Public Works	4,501,894.28	Conservation		Ending Balance	2,801,249.38	
<b>HEALTH end WELFARE</b>		All Other		<b>TAX TITLE LIENS OUTSTANDING</b>		
Health Services Except Environmental	7,425,050.34			Beginning Balance	9,821,287.50	
Welfare-Public Assistance	2,015,056.08	<b>CAPITAL DEBT AUTHORIZED, ENDING BALANCE</b>		Transfer From Taxes	5,926,324.52	
Hospital, Clinics, First Aid		<b>ISSUED AND UNISSUED GROSS DEBT NET DEBT</b>		Redeemed	3,888,974.70	
Animal, Insect, & Rodent Control	406,552.75	School	149,293,471	Cancelled, Abated or Adjusted	71,645.18	
Other Welfare Services		Self-Liquidating	153,011,455	Transfers to Foreclosed Property	1,345,047.00	
<b>RECREATION and CONSERVATION</b>		Other	361,146,327	Ending Balance	10,441,945.14	
Beaches and Boerdwelke		Total	663,451,254	<b>PROPERTY ACQUIRED BY DEED OR FORECLOSURE</b>		
Parks, Pleygrounds, Shede Trees	3,044,978.58	<b>ISSUED AND OUTSTANDING</b>		Beginning Balance	32,007,160.00	
Land Reclamation & Conservellon	493,900.15	School	101,372,562.87	Transfers From Taxes or Liens	1,611,285.00	
Other Recreational Servicee	3,253,319.67	Self-Liquidetng	91,962,373.45	Sale for Cash	47,795.00	
<b>EDUCATION (excluding schools)</b>		Other	272,872,653.54	Cancelled, Abated or Adjusted	808,643.00	
Libraries	5,370,691.00	Total	466,207,589.86	Ending Balance	32,762,007.00	
Other Educational Services	967,768.00	<b>EQUALIZED VALUATION BASIS FOR NET DEBT COMPUTATION</b>	8,440,099,475.33	<b>CURRENT FINANCES ENDING BALANCE</b>		
<b>STATUTORY EXPENDITURES</b>		<b>REAL PROPERTY VALUATIONS</b>		<b>ASSETS</b>		
Pensions & F. I. C. A.	13,202,653.66	Code Class # of Parcels % VAL'N	<b>ASSESSED VALUATION</b>	Cash	83,529,623.23	
Employee Fringe Benefits	17,286,045.02	1 Vacant Lend		Taxes Receivable	24,013,160.03	
Other Statutory Expenditures	23,600.00	2 Residential		Tax Title Liens	10,441,944.14	
<b>MUNICIPAL FUNCTIONS TOTAL</b>	247,379,337.34	3 Farm		Foreclosed Property	32,762,007.00	
<b>CAPITAL IMPROVEMENTS</b>	1,271,927.00	4a Commercial		Emergencies & Other Delerred Charges	3,697,191.15	
<b>DEBT SERVICE</b>		4b Industriel		State and Federal Aid Receivable	7,122,017.97	
Principal Payments	19,077,739.37	4c Apartments		Other Receivables	3,964,158.89	
Interest Payments	14,050,414.49	Total		Total	165,530,102.41	
<b>DEFERRED CHARGES</b>	5,472,400.00	Land Area 226.00 Sq. Miles		<b>LIABILITIES, RESERVES, AND SURPLUS</b>		
<b>SCHOOL, COUNTY, SPECIAL DISTRICT TAXES</b>	356,880,404.21	Net Valuation Taxable-Municipal	3,245,561,962.00	Cash Liabilities	61,593,408.14	
<b>RESERVE FOR UNCOLLECTED TAXES</b>	32,638,464.44	Net Valuation Taxable-County	8,818,891,600.00	Reserves for Receivables	70,878,790.30	
<b>EXPENDITURES TOTAL</b>	675,498,759.85	State Equalized Valuation	8,497,797,867.00	Surplus	33,292,249.46	
		State Equalization Ratio		Total	165,764,447.90	



\*Includes County Health Service Taxes or County Open Specie Tex. See Table 13.

Population 1990 **671,780**  
 Population 1994 **692,365**  
 S & P Rating  
 Moody Rating

General Tax Rate Per \$100.  
 State Equalized Tax Rate

**SUMMARY  
 MIDDLESEX COUNTY  
 MUNICIPALITIES**

PER CAPITA:  
 Gross Dabt **1,699.76**  
 Nat Debt **923.72**  
 Dabt Service **94.50**  
 Total Tax Levy **1,449.17**  
 Municipal Expenditures **736.01**

PER CENT:  
 Gross Debt **124.18**  
 Nat Debt **67.49**  
 Tax Levy Collected **96.70**  
 Tax Levy Cancelled, Abated or Adjusted **.32**

EXPENDITURES-CURRENT YEAR		REVENUES REALIZED-CURRENT YEAR		PROPERTY TAXES-CURRENT YEAR	
<b>GENERAL GOVERNMENT</b>		<b>REVENUES REALIZED-CURRENT YEAR</b>		<b>STATE EQUALIZED TAX RATE</b>	
Governing Body & Public Boards	1,215,192.13	Property Taxes Collected	938,559,924.50	Local District School Taxes	569,952,879.69
Municipal Clerk	2,058,779.24	Payments in Lieu of Taxes	6,306,474.50	Regional & Consolidated School Tax	19,428,203.67
Financial Administration	10,268,104.21	Delinquent Tax & Lien Collections	29,203,555.36	School Taxes in Municipal Budget	5,365,570.00
Assessment of Taxes	3,661,449.02	Business Personalty Replacement Taxes	14,796,570.48	County Taxes	* 183,700,000.00
Collection of Taxes	2,611,690.32	Taxes from Public Utilities	83,461,376.99	County Library Taxes	
Planning, Housing & Developmant	4,017,553.29	Other Miscellaneous Tax Revanuas	126,896.15	Local Municipal Purposa Taxes	197,754,767.40
Humen Resources	10,445,601.71	Stata Aid Ravanuas	72,158,297.55	Valaran & Sanlor Citizen Taxes	5,336,350.00
Elections	254,793.61	Fadalar Aid Revenues	4,622.00	Total Taxes for Rate Computation	981,537,770.75
General Administration (othar)	45,292,870.97			Spacial District Taxes	21,361,846.10
<b>JUDICIARY</b>		Sala of Acquirad Property	15,460.00	Bank Corp. Taxes	
Municipal Courts	6,304,890.26	Othar Miscellaneous Revenues	73,658,179.43	Add and Omitted Taxes	5,792,949.95
<b>PUBLIC SAFETY</b>				Total Taxes Laviad - ABSTRACT	1,003,356,216.80
Fira Protection	21,958,991.86			Total Taxes Billed	970,593,452.10
Police Protection	99,849,623.22	Prior Yaars Surplus Appropriatad	38,735,128.89	TAXES COLLECTED	938,559,924.50
Civil Defense & Disastar Control	270,929.11	<b>REVENUES TOTAL</b>	<b>1,257,026,485.85</b>	Taxas Cancelled, Abated or Adjusted	3,120,394.96
Environmantal Inspection & Control	7,267,008.27	Reserve For Uncollected Taxas	42,151,940.56	Transfer to Tax Title Liens or Foraclosed	2,174,734.12
Other Public Selay				Ending Balanca	26,760,398.52
<b>PUBLIC WORKS</b>		<b>CAPITAL OUTLAY TOTAL</b>	<b>84,148,042.60</b>	<b>PRIOR YEARS TAXES OUTSTANDING</b>	
Streets and Drainaga	26,969,559.99	Public Entarprisas	7,770,541.78	Beginning Balance	31,409,543.19
Sewars end Sewage Proccassing	15,167,527.91	Racraation-Culture	959,268.40	Collaclad	22,719,381.24
Gerbage end Trash Disposal	19,214,993.11	Public Works	11,950,760.61	Cancelled, Abated or Adjusted	1,815,935.36
Public Buildings end Grounds	13,433,973.87	Buildings and Grounds	58,258,474.06	Translars to Tax Title Liens or Forclosed	735,041.33
Other Public Works	5,812,451.05	Library and Education	5,208,997.75	Ending Balanca	6,139,185.26
<b>HEALTH end WELFARE</b>		Consarvation		<b>TAX TITLE LIENS OUTSTANDING</b>	
Haalth Services Except Environmenel	4,364,335.54	All Other		Beginning Balance	14,186,363.05
Walfare-Public Assistance	1,683,219.09			Transtar From Taxas	2,969,929.12
Hospitel, Clinics, First Aid	56,538.00	<b>CAPITAL DEBT AUTHORIZED, ENDING BALANCE</b>		Redeamad	5,611,232.96
Animal, Insect, & Rodent Control	412,970.04	<b>ISSUED AND UNISSUED GROSS DEBT</b>		Cancelled, Abated or Adjusted	4,627.44
Other Walfare Sarvicas	345,779.00	School	261,998,607	Translars to Forclosed Property	153,577.19
<b>RECREATION and CONSERVATION</b>		Sell-Liquidating	264,469,153	Ending Balanca	11,386,854.58
Beaches end Boardwalks	40,023.15	Other	650,389,263	<b>PROPERTY ACQUIRED BY DEED OR FORECLOSURE</b>	
Perks, Pleygrounds, Shede Traes	7,726,225.40	Total	1,176,857,025	Beginning Balance	22,639,160.86
Land Reclamation & Conservation	3,295,308.00	<b>ISSUED AND OUTSTANDING</b>		Translars From Taxas or Liens	97,659.19
Other Recreational Services	7,988,432.82	School	167,306,765.56	Sale for Cash	15,460.00
<b>EDUCATION (excluding schools)</b>		Sell-Liquidating	177,194,265.00	Cancelled, Abated or Adjusted	
Libraries	19,117,604.28	Other	603,234,510.11	Ending Balanca	22,721,360.05
Other Educational Services	266,404.00	Total	947,735,540.67	<b>CURRENT FINANCES ENDING BALANCE</b>	
<b>STATUTORY EXPENDITURES</b>		<b>EQUALIZED VALUATION BASIS FOR NET DEBT COMPUTATION</b>	<b>62,750,687,603.34</b>	<b>ASSETS</b>	
Pensions & F. I. C. A.	24,794,496.79	<b>REAL PROPERTY VALUATIONS</b>		Cash	164,739,639.19
Employee Fringe Benefits	30,451,482.93	Code Class # of Parcels % VAL'N	<b>ASSESSED VALUATION</b>	Taxes Receivable	32,904,865.77
Other Statutory Expenditures	446,150.00	1 Vacant Land		Tax Title Liens	11,386,855.18
<b>MUNICIPAL FUNCTIONS TOTAL</b>	<b>397,064,950.19</b>	2 Residantiel		Foreclosed Property	22,787,277.95
<b>CAPITAL IMPROVEMENTS</b>	<b>2,539,906.00</b>	3 Fern		Emergencies & Othar Delerred Charges	3,299,407.25
<b>DEBT SERVICE</b>		4a Commercial		Stata end Federal Aid Receivable	9,446,546.95
Principel Payments	37,388,749.94	4b Industrial		Other Receivables	8,237,293.38
Interest Payments	28,040,583.98	4c Apertments		Total	252,801,885.67
	6,496,107.15	Total		<b>LIABILITIES, RESERVES, AND SURPLUS</b>	
<b>DEFERRED CHARGES</b>	<b>4,938,460.75</b>	Land Area <b>311.00</b> Sq. Miles		Cash Liabilities	130,899,443.49
<b>SCHOOL, COUNTY, SPECIAL DISTRICT TAXES</b>	<b>799,808,499.45</b>	Net Valuation Taxable-Municipal	54,872,636,510.00	Reserves for Receivables	73,983,286.23
<b>RESERVE FOR UNCOLLECTED TAXES</b>	<b>42,151,940.56</b>	Net Valuation Taxable-County	63,215,367,798.00	Surplus	47,969,059.58
<b>EXPENDITURES TOTAL</b>	<b>1,309,393,184.87</b>	State Equalized Valuation	63,066,316,683.00	Total	252,851,789.30
		State Equalization Ratio			

Population 1990 **553,124**  
 Population 1994 **578,415**  
 S & P Rating  
 Moody Rating

General Tax Rate Per \$100.  
 Stefe Equalized Tax Rate

**SUMMARY  
 MONMOUTH COUNTY  
 MUNICIPALITIES**

PER CAPITA:  
 Gross Debt **1,228.17**  
 Net Debt **621.66**  
 Debt Service **80.85**  
 Total Tax Levy **1,554.11**  
 Municipal Expenditures **767.31**

PER CENT:  
 Gross Debt **112.37**  
 Net Debt **56.88**  
 Tax Levy Collected **95.99**  
 Tax Levy Cancelled, Abated or Adjusted **.38**

EXPENDITURES-CURRENT YEAR		REVENUES REALIZED-CURRENT YEAR		PROPERTY TAXES-CURRENT YEAR	
<b>GENERAL GOVERNMENT</b>		<b>REVENUES REALIZED-CURRENT YEAR</b>		<b>STATE EQUALIZED TAX RATE</b>	
Governing Body & Public Boards	1,041,054.07	Property Taxes Collected	863,969,232.49	Local District School Taxes	395,701,221.76
Municipal Clerk	1,505,664.14	Payments in Lieu of Taxes	1,251,017.42	Regional & Consolidated School Tax	100,465,696.87
Financiel Administration	5,934,982.21	Delinquent Tax & Lien Collections	38,143,725.63	School Taxes in Municipal Budget	50,733.00
Assessment of Taxes	3,363,426.91	Business Personalty Replecement Taxes	5,444,580.04	County Taxes	* 182,704,964.00
Collection of Taxes	3,586,976.17	Taxes from Public Utilities	54,599,318.51	County Library Taxes	5,302,820.00
Planning, Housing & Development	4,691,660.22	Other Miscellaneous Tax Revenues	46,046.76	Local Municipal Purpose Taxes	191,638,032.41
Human Resources	10,260,930.79	State Aid Revenues	47,996,795.05	Veteran & Senlor Citizen Taxes	3,243,700.00
Elections	176,215.08	Federal Aid Revenues	92,154.00	Total Taxes for Rate Computation	879,107,168.04
General Administration (other)	40,147,861.82		26.39	Special District Taxes	14,454,713.55
<b>JUDICIARY</b>	<b>6,245,984.38</b>	Sale of Acquired Property	399,914.68	Bank Corp. Taxes	
Municipal Courts		Other Miscellaneous Revenues	59,253,616.95	Added and Omltted Taxes	8,599,585.16
<b>PUBLIC SAFETY</b>	<b>10,020,709.94</b>			Total Taxes Levied - ABSTRACT	898,917,766.75
Fire Protection	10,020,709.94			Total Taxes Billed	900,046,829.66
Police Protection	84,756,525.70	Prior Years Surplus Appropriated	58,126,399.46	<b>TAXES COLLECTED</b>	<b>863,969,232.49</b>
Civil Defense & Disaster Control	441,480.18	<b>REVENUES TOTAL</b>	<b>1,129,322,827.38</b>	Taxes Cancelled, Abated or Adjusted	3,394,742.54
Environmental Inspection & Control	6,038,293.43	Reserve For Uncollected Taxes	55,041,827.18	Transfer to Tax Title Liens or Foreclosed	2,786,331.92
Other Public Safety	3,300.00	<b>CAPITAL OUTLAY TOTAL</b>	<b>57,589,638.99</b>	Ending Balance	122,058,940.06
<b>PUBLIC WORKS</b>	<b>37,320,078.60</b>	Public Enterprises	11,699,226.39	<b>PRIOR YEARS TAXES OUTSTANDING</b>	
Streets and Drainage	37,320,078.60	Recreation-Culture	2,016,772.34	Beginning Balance	40,633,182.63
Sewers and Sewage Processing	11,405,722.81	Public Works	17,819,228.72	Collected	33,208,291.94
Gerbage and Trash Disposal	19,472,361.33	Buildings and Grounds	25,979,249.46	Cancelled, Abated or Adjusted	2,325,810.40
Public Buildings and Grounds	10,804,198.19	Library and Education	75,162.08	Transfers to Tax Title Liens or Foreclosed	644,085.16
Other Public Works	8,270,225.82	Conservation		Ending Balance	4,454,995.13
<b>HEALTH and WELFARE</b>	<b>4,261,628.22</b>	All Other		<b>TAX TITLE LIENS OUTSTANDING</b>	
Health Services Except Environmental	4,261,628.22			Beginning Balance	12,639,308.18
Welfare-Public Assistance	1,203,239.86	<b>CAPITAL DEBT AUTHORIZED, ENDING BALANCE</b>		Transfer From Taxes	3,617,297.88
Hospital, Clinics, First Aid	56,900.00	<b>ISSUED AND UNISSUED GROSS DEBT</b>		Redeemed	4,388,392.43
Anlmet, Insect, & Rodent Control	293,711.28	School	216,197,612	Cancelled, Abated or Adjusted	89,163.18
Other Welfare Services	239,371.00	Self-Liquidating	147,203,456	Transfers to Foreclosed Property	55.04
<b>RECREATION and CONSERVATION</b>	<b>1,165,677.27</b>	Other	346,990,910	Ending Balance	11,778,995.41
Beeches and Boardwalks	1,165,677.27	Total	710,391,979	<b>NET DEBT</b>	
Parks, Playgrounds, Shede Trees	4,322,630.26			Ending Balance	340,513,854
Land Reclamation & Conservation	1,652,602.85	<b>ISSUED AND OUTSTANDING</b>		<b>PROPERTY ACQUIRED BY DEED OR FORECLOSURE</b>	
Other Recreatlonel Services	5,098,299.68	School	209,230,561.98	Beginning Balance	24,454,187.31
<b>EDUCATION (excluding schools)</b>	<b>5,412,223.54</b>	Self-Liquidating	123,547,173.23	Transfers From Taxes or Liens	
Libraries	5,412,223.54	Other	299,417,382.90	Sale for Cash	
Other Educational Services	145,388.58	Total	632,195,118.11	Cancelled, Abated or Adjusted	910,000.00
<b>STATUTORY EXPENDITURES</b>	<b>27,904,099.45</b>	<b>EQUALIZED VALUATION BASIS FOR NET DEBT COMPUTATION</b>	<b>38,718,604,989.33</b>	Ending Balance	23,544,187.31
Pensions & F. I. C. A.	27,904,099.45	<b>REAL PROPERTY VALUATIONS</b>		<b>CURRENT FINANCES ENDING BALANCE</b>	
Employee Fringe Benefits	21,000,242.08	Code Class # of Parcels % VAL'N		<b>ASSETS</b>	
Other Statutory Expenditures	101,448.05	1 Vacant Land		Cash	194,694,743.68
<b>MUNICIPAL FUNCTIONS TOTAL</b>	<b>338,345,113.91</b>	2 Residential		Taxes Receivable	45,664,000.48
<b>CAPITAL IMPROVEMENTS</b>	<b>2,722,934.02</b>	3 Farm		Tax Title Liens	11,899,014.23
<b>DEBT SERVICE</b>	<b>30,836,232.89</b>	4a Commercial		Foreclosed Property	24,548,492.35
Principal Payments	30,836,232.89	4b Industrial		Emergencies & Other Deferred Charges	3,246,130.92
Interest Payments	15,930,624.81	4c Apertments		State and Federal Aid Receivable	2,697,240.94
	188,968.00	Total		Other Receivables	5,803,721.34
<b>DEFERRED CHARGES</b>	<b>3,671,772.00</b>	Land Area 471.57 Sq. Miles		Total	288,553,343.94
SCHOOL, COUNTY, SPECIAL DISTRICT TAXES	698,680,149.18	Net Valuation Taxable-Municipal	38,145,315,117.00	<b>LIABILITIES, RESERVES, AND SURPLUS</b>	
RESERVE FOR UNCOLLECTED TAXES	55,041,827.18	Net Valuation Taxable-County	39,409,902,564.00	Cash Liabilities	109,208,795.82
<b>EXPENDITURES TOTAL</b>	<b>1,142,505,719.97</b>	State Equalized Valuation	39,502,365,508.00	Reserves for Receivables	76,633,283.42
		State Equalization Ratio		Surplus	91,527,127.15
				Total	277,369,206.39

\*Includes County Health Service Taxes or County Open Specie Tax. See Table 13.

Population 1990 **421,353**  
 Population 1994 **438,812**  
 S & P Rating  
 Moody Rating

General Tax Rate Per \$100.  
 State Equalized Tax Rate

**SUMMARY  
 MORRIS COUNTY  
 MUNICIPALITIES**

PER CAPITA  
 Gross Debt **1,990.94**  
 Net Debt **1,076.36**  
 Debt Service **104.83**  
 Total Tax Levy **1,844.18**  
 Municipal Expenditures **828.37**

PER CENT:  
 Gross Debt **130.74**  
 Net Debt **70.69**  
 Tax Levy Collected **97.21**  
 Tax Levy Cancelled, Abated or Adjusted **.52**

EXPENDITURES-CURRENT YEAR		REVENUES REALIZED-CURRENT YEAR		PROPERTY TAXES-CURRENT YEAR	
<b>GENERAL GOVERNMENT</b>				<b>STATE EQUALIZED TAX RATE</b> →	
Governing Body & Public Boards	624,007.02	Property Taxes Collected	787,712,182.73	Local District School Taxes	370,897,068.84
Municipal Clerk	1,087,880.38	Payments in Lieu of Taxes	447,984.46	Regional & Consolidated School Tax	114,955,415.07
Financial Administration	5,021,203.63	Delinquent Tax & Lien Collections	21,301,333.92	School Taxes in Municipal Budget	
Assessment of Taxes	2,716,651.56	Business Personality Replacement Taxes	6,868,221.98	County Taxes	* 122,858,780.50
Collection of Taxes	2,165,963.76	Taxes from Public Utilities	35,236,283.11	County Library Taxes	
Planning, Housing & Development	3,758,391.26	Other Miscellaneous Tax Revenues	2,745,846.66	Local Municipal Purpose Taxes	185,212,355.07
Human Resources	4,698,836.77	State Aid Revenues	21,737,013.19	Veteran & Senior Citizen Taxes	2,291,550.00
Elections	112,841.39	Federal Aid Revenues		Total Taxes for Rate Computation	796,215,169.48
General Administration (other)	31,413,967.70			Special District Taxes	7,414,133.56
<b>JUDICIARY</b>		Sale of Acquired Property	13,500.00	Bank Corp. Taxes	
Municipal Courts	4,268,680.57	Other Miscellaneous Revenues	69,719,201.44	Added and Omitted Taxes	7,909,661.11
<b>PUBLIC SAFETY</b>		Total	945,781,567.49	Total Taxes Levied - ABSTRACT	809,247,414.15
Fire Protection	8,864,030.09	Prior Years Surplus Appropriated	39,191,689.55	Total Taxes Billed	810,313,985.09
Police Protection	66,654,948.65	<b>REVENUES TOTAL</b>	<b>984,973,257.04</b>	<b>TAXES COLLECTED</b>	<b>787,712,182.73</b>
Civil Defense & Disaster Control	242,394.36	Reserve For Uncollected Taxes	37,087,789.17	Taxes Cancelled, Abated or Adjusted	4,187,556.30
Environmental Inspection & Control	5,517,650.86	<b>CAPITAL OUTLAY TOTAL</b>	<b>46,471,725.80</b>	Transfer to Tax Title Liens or Foreclosed	1,712,503.40
Other Public Safety	276,907.00	Public Enterprises	6,663,136.67	Ending Balance	16,700,652.06
<b>PUBLIC WORKS</b>		Recreation-Culture	1,585,771.08	<b>PRIOR YEARS TAXES OUTSTANDING</b>	
Streets and Drainage	26,926,269.00	Public Works	9,514,964.07	Beginning Balance	21,920,220.28
Sewers and Sewage Processing	13,366,488.64	Buildings and Grounds	26,113,871.95	Collected	18,868,761.69
Garbage and Trash Disposal	17,266,922.67	Library and Education	2,593,982.03	Cancelled, Abated or Adjusted	447,356.06
Public Buildings and Grounds	6,406,055.63	Conservation		Transfers to Tax Title Liens or Foreclosed	271,448.48
Other Public Works	10,744,876.59	All Other		Ending Balance	2,332,654.05
<b>HEALTH and WELFARE</b>		<b>CAPITAL DEBT AUTHORIZED, ENDING BALANCE</b>		<b>TAX TITLE LIENS OUTSTANDING</b>	
Health Services Except Environmental	7,847,558.98	ISSUED AND UNISSUED	GROSS DEBT	NET DEBT	Beginning Balance
Welfare-Public Assistance	1,288,175.00	School	93,689,051	59,968,115	9,200,448.33
Hospital, Clinics, First Aid	36,713.80	Self-Liquidating	286,242,052	412,351,224	Transfer From Taxes
Animal, Insect, & Rodent Control	499,785.86	Other	493,719,267	472,319,339	2,047,230.20
Other Welfare Services	14,957.00	Total	873,650,371		Redeemed
<b>RECREATION and CONSERVATION</b>		ISSUED AND OUTSTANDING			Cancelled, Abated or Adjusted
Beaches and Boardwalks	17,335.00	School	81,741,923.40		62,724.91
Perks, Playgrounds, Shade Trees	4,676,123.35	Self-Liquidating	189,437,256.52		Transfers to Foreclosed Property
Land Reclamation & Conservation	968,782.01	Other	397,060,566.97		62,501.09
Other Recreational Services	4,791,587.00	Total	668,239,746.89		Ending Balance
<b>EDUCATION (excluding schools)</b>		EQUALIZED VALUATION BASIS			8,691,390.38
Libraries	11,986,593.52	FOR NET DEBT COMPUTATION	59,033,717,735.35		<b>PROPERTY ACQUIRED BY DEED OR FORECLOSURE</b>
Other Educational Services	72,595.14	REAL PROPERTY VALUATIONS			Beginning Balance
<b>STATUTORY EXPENDITURES</b>		Code Class # of Parcels % VAL'N ASSESSED VALUATION			9,068,562.32
Pensions & F. I. C. A.	16,112,771.43	1 Vacant Land			Transfers From Taxes or Liens
Employee Fringe Benefits	16,881,732.78	2 Residential			231,459.82
Other Statutory Expenditures	51,733.00	3 Farm			Sale for Cash
<b>MUNICIPAL FUNCTIONS TOTAL</b>	<b>277,381,411.40</b>	4a Commercial			Cancelled, Abated or Adjusted
<b>CAPITAL IMPROVEMENTS</b>	<b>6,432,300.00</b>	4b Industrial			82,950.05
<b>DEBT SERVICE</b>		4c Apartments			Ending Balance
Principal Payments	28,104,100.15	Total			9,217,072.09
Interest Payments	17,898,057.43	Land Area 470.24 Sq. Miles			<b>CURRENT FINANCES ENDING BALANCE</b>
<b>DEFERRED CHARGES</b>	<b>3,027,526.69</b>	Net Valuation Taxable-Municipal	27,557,881,037.00		ASSETS
<b>SCHOOL, COUNTY, SPECIAL DISTRICT TAXES</b>	<b>616,125,397.97</b>	Net Valuation Taxable-County	59,431,082,412.00		Cash
<b>RESERVE FOR UNCOLLECTED TAXES</b>	<b>37,087,789.17</b>	State Equalized Valuation	59,877,665,307.00		114,505,446.95
<b>EXPENDITURES TOTAL</b>	<b>979,624,292.81</b>	State Equalization Ratio			Taxes Receivable
					19,204,029.11
					Tax Title Liens
					8,694,293.98
					Foreclosed Property
					9,058,072.09
					Emergencies & Other Deferred Charges
					2,993,194.43
					State and Federal Aid Receivable
					177,486.93
					Other Receivables
					6,984,137.00
					Total
					161,616,660.49
					<b>LIABILITIES, RESERVES, AND SURPLUS</b>
					Cash Liabilities
					59,401,031.24
					Reserves for Receivables
					43,270,426.15
					Surplus
					58,945,203.10
					Total
					161,616,660.49



\*Includes County Health Service Taxes or County Open Spec Tax. See Table 13.

Population 1990 **433,203**  
 Population 1994 **457,332**  
 S & P Rating  
 Moody Rating

General Tax Rate Par \$100.  
 State Equalized Tax Rate

**SUMMARY  
 OCEAN COUNTY  
 MUNICIPALITIES**

PER CAPITA: Gross Debt **1,052.94** PER CENT: Gross Debt **119.95**  
 Nat Debt **615.37** Nat Debt **70.10**  
 Debt Service **62.05** Tax Levy Collected **95.09**  
 Total Tax Levy **1,400.57** Tax Levy Cancelled, Abated or Adjusted **.58**  
 Municipal Expenditures **687.12**

EXPENDITURES-CURRENT YEAR		REVENUES REALIZED-CURRENT YEAR		PROPERTY TAXES-CURRENT YEAR	
<b>GENERAL GOVERNMENT</b>		<b>REVENUES REALIZED-CURRENT YEAR</b>		<b>STATE EQUALIZED TAX RATE</b> →	
Governing Body & Public Boards	544,952.92	Property Taxes Collected	605,628,586.15	Local District School Taxes	205,230,559.50
Municipal Clerk	1,153,466.56	Payments in Lieu of Taxes	413,448.08	Regional & Consolidated School Tax	113,498,113.77
Financial Administration	4,410,686.91	Delinquent Tax & Lien Collections	32,027,666.37	School Taxes in Municipal Budget	4,020,698.00
Assessment of Taxes	4,097,204.15	Business Personalty Replacement Taxes	1,980,305.68	County Taxes	* 142,713,877.00
Collection of Taxes	3,370,028.80	Taxes from Public Utilities	42,784,865.47	County Library Taxes	11,335,846.00
Planning, Housing & Development	5,033,256.11	Other Miscellaneous Tax Revenues	116,109.50	Local Municipal Purpose Taxes	143,968,693.76
Human Resources	5,242,566.41	State Aid Revenues	32,963,030.69	Vetaran & Senior Citizen Taxes	6,299,250.00
Elections	102,741.08	Federal Aid Revenues	9,500.00	Total Taxes for Rate Computation	627,067,038.03
General Administration (other)	26,510,279.35			Special District Taxes	9,270,833.37
<b>JUDICIARY</b>		Sale of Acquired Property	28,000.00	Bank Corp. Taxes	
Municipal Courts	4,275,742.83	Other Miscellaneous Revenues	40,082,220.89	Add and Omitted Taxes	10,488,621.99
<b>PUBLIC SAFETY</b>		Total	756,033,732.83	Total Taxes Levied - ABSTRACT	640,527,243.39
Fire Protection	1,772,397.95	Prior Years Surplus Appropriated	38,064,506.46	Total Taxes Billad	636,925,032.70
Police Protection	62,397,869.19	REVENUES TOTAL	794,098,239.29	TAXES COLLECTED	605,628,586.15
Civil Defense & Disaster Control	248,604.76	Reserve For Uncollected Taxes	42,104,231.37	Taxes Cancelled, Abated or Adjusted	3,677,817.50
Environmental Inspection & Control	3,316,135.54	<b>CAPITAL OUTLAY TOTAL</b>		Transfer to Tax Title Liens or Foreclosed	2,827,417.44
Other Public Safety	300.00		27,973,640.04	Ending Balance	24,794,261.81
<b>PUBLIC WORKS</b>		Public Enterprises	2,338,977.01	<b>PRIOR YEARS TAXES OUTSTANDING</b>	
Streets and Drainage	18,180,587.36	Recreation-Culture	3,613,678.67	Beginning Balance	31,947,525.63
Sewers and Sewage Processing	5,734,222.11	Public Works	8,283,212.73	Collected	27,141,214.98
Garbage and Trash Disposal	28,437,955.29	Buildings and Grounds	11,883,604.53	Cancelled, Abated or Adjusted	613,996.51
Public Buildings and Grounds	4,483,859.05	Library and Education	1,854,167.10	Transfers to Tax Title Liens or Foreclosed	729,528.22
Other Public Works	8,307,059.42	Conservation		Ending Balance	3,462,785.92
<b>HEALTH and WELFARE</b>		All Other		<b>TAX TITLE LIENS OUTSTANDING</b>	
Health Services Except Environmental	1,343,369.89	<b>CAPITAL DEBT AUTHORIZED, ENDING BALANCE</b>		Beginning Balance	14,774,649.07
Welfare-Public Assistance	1,321,896.74	ISSUED AND UNISSUED	GROSS DEBT	NET DEBT	
Hospital, Clinics, First Aid	53,300.00	School	146,734,089	2,656,091	
Animal, Insect, & Rodent Control	654,925.93	Self-Liquidating	79,474,983	27,615,905	
Other Welfare Services	52,562.00	Other	255,336,096	251,157,780	
<b>RECREATION and CONSERVATION</b>		Total	481,545,169	281,429,776	
Beaches and Boardwalks	3,146,738.64	<b>ISSUED AND OUTSTANDING</b>		Beginning Balance	34,927,000.41
Parks, Playgrounds, Shada Traas	2,396,890.31	School	118,611,225.54	Transfers From Taxes or Liens	399,891.78
Land Reclamation & Conservation	1,297,161.67	Self-Liquidating	60,512,720.70	Sale for Cash	13,480.00
Other Recreational Services	3,109,659.32	Other	222,321,917.99	Cancelled, Abated or Adjusted	202,605.01
<b>EDUCATION (excluding schools)</b>		Total	401,445,864.23	Ending Balance	35,110,807.18
Libraries	1,063,345.00	<b>EQUALIZED VALUATION BASIS</b>		<b>CURRENT FINANCES ENDING BALANCE</b>	
Other Educational Services	1,182,245.00	<b>FOR NET DEBT COMPUTATION</b>		<b>ASSETS</b>	
<b>STATUTORY EXPENDITURES</b>		80,987,239,016.36		Cash	103,132,112.01
Pensions & F. I. C. A.	15,867,159.04	<b>REAL PROPERTY VALUATIONS</b>		Taxes Receivable	28,257,048.34
Employee Fringe Benefits	21,237,929.79	Code	Class	# of Parcels	% VAL'N
Other Statutory Expenditures	211,200.00	1	Vacant Land		
<b>MUNICIPAL FUNCTIONS</b>		<b>ASSESSED VALUATION</b>		Tax Title Liens	12,850,019.29
<b>CAPITAL IMPROVEMENTS</b>		80,987,239,016.36		Foreclosed Property	35,101,207.19
<b>DEBT SERVICE</b>				Emergencias & Other Dalarred Charges	1,640,699.68
Principal Payments	17,282,797.53			State and Federal Aid Receivable	2,477,349.59
Interest Payments	11,092,988.83			Other Receivables	4,324,966.27
<b>DEFERRED CHARGES</b>				Total	187,783,402.36
SCHOOL, COUNTY, SPECIAL DISTRICT TAXES	3,203,476.92			<b>LIABILITIES, RESERVES, AND SURPLUS</b>	
RESERVE FOR UNCOLLECTED TAXES	486,069,927.64			Cash Liabilities	56,499,504.55
EXPENDITURES TOTAL	42,104,231.37			Reserves for Receivables	80,945,933.83
	800,311,721.41			Surplus	50,350,143.74
				Total	187,795,582.12

Population 1990 **453,060**  
 Population 1994 **462,087**  
 S & P Rating  
 Moody Rating

General Tax Rate Per \$100.  
 State Equalized Tax Rate

**SUMMARY  
 PASSAIC COUNTY  
 MUNICIPALITIES**

PER CAPITA:  
 Gross Debt **944.36**  
 Net Debt **575.39**  
 Debt Service **87.90**  
 Total Tax Levy **1,295.38**  
 Municipal Expenditures **832.99**

PER CENT:  
 Gross Debt **111.67**  
 Net Debt **68.04**  
 Tax Levy Collected **96.01**  
 Tax Levy Cancelled, Abated or Adjusted **.47**

EXPENDITURES-CURRENT YEAR		REVENUES REALIZED-CURRENT YEAR		PROPERTY TAXES-CURRENT YEAR	
<b>GENERAL GOVERNMENT</b>		<b>REVENUES REALIZED-CURRENT YEAR</b>		<b>PROPERTY TAXES-CURRENT YEAR</b>	
Governing Body & Public Boards	1,212,804.34	Property Taxes Collected	568,659,855.03	STATE EQUALIZED TAX RATE	
Municipal Clerk	1,260,710.18	Payments In Lieu of Taxes	8,094,201.12	Local District School Taxes	253,951,152.50
Financial Administration	4,538,960.65	Delinquent Tax & Lien Collections	21,738,428.81	Regional & Consolidated School Tax	21,700,775.99
Assessment of Taxes	6,926,044.63	Business Personalty Replacement Taxes	10,759,730.60	School Taxes in Municipal Budget	750,232.00
Collection of Taxes	1,313,077.00	Taxes from Public Utilities	25,342,700.53	County Taxes	* 130,892,288.00
Planning, Housing & Development	5,868,059.55	Other Miscellaneous Tax Revenues	249,708.00	County Library Taxes	
Human Resources	10,825,893.64	State Aid Revenues	76,942,419.83	Local Municipal Purpose Taxes	186,347,338.79
Elections	229,177.02	Federal Aid Revenues	3,613,394.00	Veteran & Senior Citizen Taxes	3,055,850.00
General Administration (other)	36,212,225.70			Total Taxes for Rate Computation	596,697,637.28
<b>JUDICIARY</b>		Sale of Acquired Property		Special District Taxes	2,880,038.00
Municipal Courts	4,486,251.56	Other Miscellaneous Revenues	38,719,845.50	Bank Corp. Taxes	
<b>PUBLIC SAFETY</b>				Added and Omitted Taxes	2,058,275.43
Fire Protection	33,312,124.57	Total	754,120,283.42	Total Taxes Levied - ABSTRACT	598,580,100.71
Police Protection	63,632,037.14	Prior Years Surplus Appropriated	22,000,399.00	Total Taxes Billed	592,300,744.56
Civil Defense & Disaster Control	137,469.00	REVENUES	776,120,682.42	TAXES COLLECTED	568,659,855.03
Environmental Inspection & Control	2,123,029.00	Reserve For Uncollected Taxes	31,082,288.87	Taxes Cancelled, Abated or Adjusted	2,810,124.70
Other Public Safety		CAPITAL OUTLAY	30,273,509.54	Transfer to Tax Title Liens or Foreclosed	2,620,250.13
<b>PUBLIC WORKS</b>		TOTAL	30,273,509.54	Ending Balance	18,220,458.70
Streets and Drainage	17,661,647.41	Public Enterprises	6,431,014.83	<b>PRIOR YEARS TAXES OUTSTANDING</b>	
Sewers and Sewage Processing	31,211,731.64	Recreation-Culture	505,122.00	Beginning Balance	18,815,520.53
Garbage and Trash Disposal	19,352,948.00	Public Works	11,078,143.82	Collected	16,034,631.89
Public Buildings and Grounds	4,674,449.26	Buildings and Grounds	9,029,575.90	Cancelled, Abated or Adjusted	431,200.35
Other Public Works	5,306,957.00	Library and Education	3,229,652.99	Transfers to Tax Title Liens or Foreclosed	834,412.63
<b>HEALTH and WELFARE</b>		Conservation		Ending Balance	1,515,275.67
Health Services Except Environmental	9,247,204.02	All Other		<b>TAX TITLE LIENS OUTSTANDING</b>	
Welfare-Public Assistance	1,257,510.16			Beginning Balance	16,011,611.03
Hospital, Clinics, First Aid	20,000.00	CAPITAL DEBT AUTHORIZED, ENDING BALANCE		Transfer From Taxes	3,502,111.92
Animal, Insect, & Rodent Control	408,521.00	ISSUED AND UNISSUED		Redeemed	9,109,839.38
Other Welfare Services	202,741.00	SCHOOL	108,812,322	Cancelled, Abated or Adjusted	107,313.21
<b>RECREATION and CONSERVATION</b>		Self-Liquidating	55,037,325	Transfers to Foreclosed Property	307,349.52
Beeches and Boardwalks		Other	272,527,471	Ending Balance	9,989,220.84
Perks, Playgrounds, Shede Trees	2,947,291.41	Total	436,377,119	NET DEBT	
Land Reclamation & Conservation	1,927,244.04	ISSUED AND OUTSTANDING		Beginning Balance	89,820,408.15
Other Recreational Services	2,535,219.18	SCHOOL		Transfers From Taxes or Liens	396,404.18
<b>EDUCATION (excluding schools)</b>		Self-Liquidating		Sale for Cash	18,200.00
Libraries	9,069,806.00	Other		Cancelled, Abated or Adjusted	43,700.00
Other Educational Services	244,816.40	Total		Ending Balance	7,360,026.00
<b>STATUTORY EXPENDITURES</b>		EQUALIZED VALUATION BASIS		<b>CURRENT FINANCES ENDING BALANCE</b>	
Pensions & F. I. C. A.	18,760,179.61	FOR NET DEBT COMPUTATION	23,179,964,821.01	ASSETS	
Employee Fringe Benefits	13,046,889.70	REAL PROPERTY VALUATIONS		Cash	79,760,887.62
Other Statutory Expenditures	111,802.00	Code Class # of Parcels % VAL'N		Taxes Receivable	19,668,710.82
<b>MUNICIPAL FUNCTIONS</b>				Tax Title Liens	10,587,067.84
CAPITAL IMPROVEMENTS	993,350.00	1 Vacent Land		Foreclosed Property	7,359,526.00
DEBT SERVICE		2 Residential		Emergencies & Other Deferred Charges	1,888,280.75
Principle Payments	24,567,766.13	3 Farm		State and Federal Aid Receivable	3,585,136.73
Interest Payments	16,050,770.25	4a Commercial		Other Receivables	2,375,487.48
<b>DEFERRED CHARGES</b>		4b Industrial		Total	125,225,097.24
SCHOOL, COUNTY, SPECIAL DISTRICT TAXES	410,174,486.49	4c Apartments		<b>LIABILITIES, RESERVES, AND SURPLUS</b>	
RESERVE FOR UNCOLLECTED TAXES	31,082,288.87	Total		Cash Liabilities	55,601,533.69
EXPENDITURES	795,086,173.11	Land Area 192.01 Sq Miles		Reserves for Receivables	39,990,792.14
		Net Valuation Taxable-Municipal	20,208,995,370.00	Surplus	29,774,902.41
		Net Valuation Taxable-County	23,425,558,624.00	Total	125,367,228.24
		State Equalized Valuation	23,113,653,583.00		
		State Equalization Ratio			

\*Includes County Health Service Taxes or County Open Space Tax. See Table 13.

Population 1990 **65,294**  
 Population 1994 **64,788**  
 S & P Rating  
 Moody Rating

General Tax Rate Per \$100.  
 State Equalized Tax Rate

**SUMMARY  
 SALEM COUNTY  
 MUNICIPALITIES**

PER CAPITA:  
 Gross Debt **737.40** Gross Debt **107.47**  
 Net Debt **187.61** Net Debt **27.34**  
 Debt Service **22.84** Tax Levy Collected **91.05**  
 Total Tax Levy **913.47** Tax Levy Cancelled, Abated  
 Municipal Expenditures **892.79** or Adjusted **.52**

EXPENDITURES-CURRENT YEAR		REVENUES REALIZED-CURRENT YEAR		PROPERTY TAXES-CURRENT YEAR	
<b>GENERAL GOVERNMENT</b>		<b>REVENUES REALIZED-CURRENT YEAR</b>		<b>STATE EQUALIZED TAX RATE</b>	
Governing Body & Public Boards	86,735.00	Property Taxes Collected	53,545,401.88	Local District School Taxes	21,448,296.00
Municipal Clerk	114,480.00	Payments in Lieu of Taxes	60,210.02	Regional & Consolidated School Tax	8,883,113.02
Financial Administration	1,702,323.69	Delinquent Tax & Lien Collections	4,947,206.85	School Taxes In Municipal Budget	113,251.75
Assessment of Taxes	359,179.76	Business Personality Replacement Taxes	2,935,796.60	County Taxes	* 23,659,106.69
Collection of Taxes	463,998.44	Taxes from Public Utilities	14,335,717.80	County Library Taxes	
Planning, Housing & Development	1,378,113.29	Other Miscellaneous Tax Revenues		Local Municipal Purpose Taxes	3,986,234.74
Human Resources	978,295.81	State Aid Revenues	10,012,927.63	Veteran & Senior Citizen Taxes	656,850.00
Elections	1,276.41	Federal Aid Revenues	7,634.00	Total Taxes for Rate Computation	58,746,852.20
General Administration (other)	8,657,529.27			Special District Taxes	334,792.04
<b>JUDICIARY</b>		Sale of Acquired Property		Bank Corp. Taxes	
Municipal Courts	827,239.32	Other Miscellaneous Revenues	12,657,821.84	Added and Omitted Taxes	756,968.63
<b>PUBLIC SAFETY</b>		Total	98,502,716.62	Total Taxes Levied - ABSTRACT	59,181,762.87
Fire Protection	897,063.53	Prior Years Surplus Appropriated	5,556,025.77	Total Taxes Billed	58,807,445.07
Police Protection	6,986,661.84	REVENUES	TOTAL	TAXES COLLECTED	53,545,401.89
Civil Defense & Disaster Control	121,309.18	Reserve For Uncollected Taxes	13,809,558.49	Taxes Cancelled, Abated or Adjusted	308,613.82
Environmental Inspection & Control	438,932.47	<b>CAPITAL OUTLAY</b>	<b>TOTAL</b>	Transfer to Tax Title Liens or Foreclosed	422,744.73
Other Public Safety			3,538,363.59	Ending Balance	4,627,928.80
<b>PUBLIC WORKS</b>		Public Enterprises	455,832.29	<b>PRIOR YEARS TAXES OUTSTANDING</b>	
Streets and Drainage	4,619,847.03	Recreation-Culture	4,658.78	Beginning Balance	4,570,221.32
Sewers and Sewage Processing	970,144.00	Public Works	1,123,738.80	Collected	4,187,204.88
Garbage and Trash Disposal	2,912,048.55	Buildings and Grounds	1,954,133.72	Cancelled, Abated or Adjusted	140,559.09
Public Buildings and Grounds	1,284,251.69	Library and Education		Transfers to Tax Title Liens or Foreclosed	79,934.58
Other Public Works	945,754.79	Conservation		Ending Balance	162,522.77
<b>HEALTH and WELFARE</b>		All Other		<b>TAX TITLE LIENS OUTSTANDING</b>	
Health Services Except Environmental	256,613.95			Beginning Balance	2,141,070.53
Welfare-Public Assistance	140,497.49	<b>CAPITAL DEBT AUTHORIZED, ENDING BALANCE</b>		Transfer From Taxes	543,683.37
Hospital, Clinics, First Aid	31,825.00	<b>ISSUED AND UNISSUED</b>	<b>GROSS DEBT</b>	Redeemed	760,001.97
Animal, Insect, & Rodent Control	211,989.94	School	26,953,608	Cancelled, Abated or Adjusted	77,443.79
Other Welfare Services		Self-Liquidating	9,309,116	Transfers to Foreclosed Property	4,488.59
<b>RECREATION and CONSERVATION</b>		Other	11,512,164	Ending Balance	1,842,819.55
Beeches and Boardwalks	214,700.00	Total	47,774,889	<b>PROPERTY ACQUIRED BY DEED OR FORECLOSURE</b>	
Perks, Playgrounds, Shade Trees	154,422.53	<b>ISSUED AND OUTSTANDING</b>		Beginning Balance	6,550,584.41
Land Reclamation & Conservation	22,843.63	School	26,950,608.00	Transfers From Taxes or Liens	4,488.59
Other Recreational Services	712,460.57	Self-Liquidating	8,828,616.87	Sale for Cash	
<b>EDUCATION (excluding schools)</b>		Other	8,674,544.76	Cancelled, Abated or Adjusted	
Libraries	220,700.00	Total	44,453,769.63	Ending Balance	6,555,073.00
Other Educational Services	2,009,330.00	<b>EQUALIZED VALUATION BASIS</b>		<b>CURRENT FINANCES ENDING BALANCE</b>	
<b>STATUTORY EXPENDITURES</b>		<b>FOR NET DEBT COMPUTATION</b>	2,694,667,514.33	<b>ASSETS</b>	
Pensions & F. I. C. A.	1,634,056.62	<b>REAL PROPERTY VALUATIONS</b>		Cash	25,187,220.21
Employee Fringe Benefits	2,763,911.28	Code Class # of Parcels % VAL'N	<b>ASSESSED VALUATION</b>	Taxes Receivable	4,790,451.57
Other Statutory Expenditures	67,150.00	1 Vacant Land		Tax Title Liens	1,842,819.55
<b>MUNICIPAL FUNCTIONS</b>	<b>TOTAL</b>	2 Residential		Foreclosed Property	6,555,073.00
<b>CAPITAL IMPROVEMENTS</b>	42,185,685.08	3 Farm		Emergencies & Other Deferred Charges	444,165.53
<b>DEBT SERVICE</b>	752,923.02	4a Commercial		State and Federal Aid Receivable	1,621,248.27
Principal Payments	1,012,690.01	4b Industrial		Other Receivables	917,544.86
Interest Payments	466,975.12	4c Apartments		Total	41,358,522.99
	343,970.43	Total		<b>LIABILITIES, RESERVES, AND SURPLUS</b>	
<b>DEFERRED CHARGES</b>	366,852.08	Land Area 346.56 Sq. Miles		Cash Liabilities	15,453,198.98
SCHOOL, COUNTY, SPECIAL DISTRICT TAXES	54,438,559.50	Net Valuation Taxable-Municipal	2,432,198,425.00	Reserves for Receivables	14,177,315.98
RESERVE FOR UNCOLLECTED TAXES	13,809,558.49	Net Valuation Taxable-County	2,837,841,260.00	Surplus	11,736,154.36
<b>EXPENDITURES</b>	<b>TOTAL</b>	State Equalized Valuation	2,822,959,709.00	Total	41,366,669.32
	42,280,320.28	State Equalization Ratio			

Population 1990 **240,279**  
 Population 1994 **260,733**  
 S & P Rating  
 Moody Rating

General Tax Rate Per \$100.  
 State Equalized Tax Rate

**SUMMARY  
 SOMERSET COUNTY  
 MUNICIPALITIES**

PER CAPITA:		PER CENT:	
Gross Debt	<b>1,092.48</b>	Gross Debt	<b>119.03</b>
Net Debt	<b>670.31</b>	Net Debt	<b>73.03</b>
Debt Service	<b>70.46</b>	Tax Levy Collected	<b>97.06</b>
Total Tax Levy	<b>1,711.90</b>	Tax Levy Cancelled, Abated or Adjusted	<b>.59</b>
Municipal Expenditures	<b>649.84</b>		

EXPENDITURES-CURRENT YEAR		REVENUES REALIZED-CURRENT YEAR		PROPERTY TAXES-CURRENT YEAR	
<b>GENERAL GOVERNMENT</b>		<b>REVENUES REALIZED-CURRENT YEAR</b>		<b>PROPERTY TAXES-CURRENT YEAR</b>	
Governing Body & Public Boards	160,540.00	Property Taxes Collected	431,452,358.53	STATE EQUALIZED TAX RATE	
Municipal Clerk	635,629.00	Payments In Lieu of Taxes	305,743.83	Local District School Taxes	245,100,433.92
Financial Administration	2,708,927.85	Delinquent Tax & Lien Collections	13,899,613.07	Regional & Consolidated School Tax	14,282,192.95
Assessment of Taxes	2,384,983.18	Business Personalty Replacement Taxes	6,996,776.24	School Taxes in Municipal Budget	
Collection of Taxes	1,176,558.90	Taxes from Public Utilities	23,929,408.52	County Taxes	* 98,365,400.00
Planning, Housing & Development	1,924,265.83	Other Miscellaneous Tax Revenues	822,369.31	County Library Taxes	4,398,580.00
Human Resources	2,695,175.24	State Aid Revenues	14,550,959.51	Local Municipal Purpose Taxes	74,079,851.55
Elections	76,320.51	Federal Aid Revenues	8,000.00	Veteran & Senior Citizen Taxes	1,541,150.00
General Administration (other)	17,435,842.47			Total Taxes for Rate Computation	437,767,608.42
<b>JUDICIARY</b>		Sale of Acquired Property		Special District Taxes	4,231,391.32
Municipal Courts	2,619,888.13	Other Miscellaneous Revenues	28,264,556.40	Bank Corp. Taxes	
<b>PUBLIC SAFETY</b>				Added and Omitted Taxes	5,890,398.24
Fire Protection	6,042,714.83		Total	Total Taxes Levied - ABSTRACT	446,348,247.98
Police Protection	33,213,582.73	Prior Years Surplus Appropriated	21,649,717.74	Total Taxes Billed	446,537,212.49
Civil Defense & Disaster Control	57,568.75	<b>REVENUES</b>	<b>TOTAL</b>	<b>TAXES COLLECTED</b>	<b>431,452,358.53</b>
Environmental Inspection & Control	3,269,667.44	Reserve For Uncollected Taxes	19,695,950.96	Taxes Cancelled, Abated or Adjusted	2,609,421.21
Other Public Safety		<b>CAPITAL OUTLAY</b>	<b>TOTAL</b>	Transfer to Tax Title Liens or Foreclosed	467,681.25
<b>PUBLIC WORKS</b>			<b>28,871,091.27</b>	Ending Balance	9,917,751.49
Streets and Drainage	14,358,123.58	Public Enterprises	6,685,895.03	<b>PRIOR YEARS TAXES OUTSTANDING</b>	
Sewers and Sewage Processing	3,600,493.20	Recreation-Culture	1,763,043.79	Beginning Balance	14,548,812.47
Garbage and Trash Disposal	3,026,739.90	Public Works	7,121,183.45	Collected	12,996,080.20
Public Buildings and Grounds	3,187,959.98	Buildings and Grounds	13,291,306.02	Cancelled, Abated or Adjusted	571,653.14
Other Public Works	3,436,117.00	Library and Education	9,662.98	Transfers to Tax Title Liens or Foreclosed	36,916.90
<b>HEALTH and WELFARE</b>		Conservation		Ending Balance	944,162.33
Health Services Except Environmental	2,699,053.79	All Other		<b>TAX TITLE LIENS OUTSTANDING</b>	
Welfare-Public Assistance	464,916.73			Beginning Balance	2,349,252.34
Hospital, Clinics, First Aid	56,545.00	<b>CAPITAL DEBT AUTHORIZED, ENDING BALANCE</b>		Transfer From Taxes	510,184.80
Animal, Insect, & Rodent Control	298,853.04	<b>ISSUED AND UNISSUED</b>		Redeemed	1,168,532.87
Other Welfare Services		School	73,288,859	Cancelled, Abated or Adjusted	205,524.66
<b>RECREATION and CONSERVATION</b>		Sell-Liquidating	34,865,305	Transfers to Foreclosed Property	
Beeches and Boardwalks		Other	176,692,094	Ending Balance	1,485,379.61
Perks, Playgrounds, Shade Trees	1,059,709.33	Total	284,846,260	<b>PROPERTY ACQUIRED BY DEED OR FORECLOSURE</b>	
Land Reclamation & Conservation	351,141.43	<b>ISSUED AND OUTSTANDING</b>		Beginning Balance	2,953,044.00
Other Recreational Services	2,389,342.65	School	71,698,739.98	Transfers From Taxes or Liens	
<b>EDUCATION (excluding schools)</b>		Sell-Liquidating	22,041,388.27	Sale for Cash	
Libraries	3,953,709.00	Other	145,559,957.40	Cancelled, Abated or Adjusted	
Other Educational Services	167,694.00	Total	239,300,085.65	Ending Balance	2,953,044.00
<b>STATUTORY EXPENDITURES</b>		<b>EQUALIZED VALUATION BASIS FOR NET DEBT COMPUTATION</b>	<b>22,960,667,344.65</b>	<b>CURRENT FINANCES ENDING BALANCE</b>	
Pensions & F. I. C. A.	7,438,587.74	<b>REAL PROPERTY VALUATIONS</b>		<b>ASSETS</b>	
Employee Fringe Benefits	8,752,076.56	Code Class # of Parcels % VAL'N		Cash	68,448,127.05
Other Statutory Expenditures	47,579.99	1 Vacent Land		Taxes Receivable	10,951,913.82
<b>MUNICIPAL FUNCTIONS</b>		2 Residential		Tax Title Liens	1,485,379.61
CAPITAL IMPROVEMENTS	2,769,966.00	3 Farm		Foreclosed Property	3,116,360.00
<b>DEBT SERVICE</b>		4a Commercial		Emergencies & Other Delerred Charges	1,201,402.02
Principal Payments	11,527,182.31	4b Industrial		State and Federal Aid Receivable	610,396.27
Interest Payments	6,844,721.31	4c Apartments		Other Receivables	1,615,147.61
<b>DEFERRED CHARGES</b>		Total		Total	87,428,726.39
SCHOOL, COUNTY, SPECIAL DISTRICT TAXES	366,377,998.19	Land Area 305.55 Sq Miles		<b>LIABILITIES, RESERVES, AND SURPLUS</b>	
RESERVE FOR UNCOLLECTED TAXES	19,695,950.96	Net Valuation Taxable-Municipal	19,837,482,455.00	Cash Liabilities	27,351,420.67
<b>EXPENDITURES</b>		Net Valuation Taxable-County	23,419,565,953.00	Reserves for Receivables	17,188,176.00
<b>TOTAL</b>	<b>535,812,494.17</b>	State Equalized Valuation	23,652,821,387.00	Surplus	42,889,129.71
		State Equalization Ratio		Total	87,428,726.38

Population 1990 **130,943**  
 Population 1994 **138,128**  
 S & P Rating  
 Moody Rating

General Tax Rate Par \$100.  
 State Equalized Tax Rate

## SUMMARY SUSSEX COUNTY MUNICIPALITIES

PER CAPITA:		PER CENT:	
Gross Debt	<b>976.68</b>	Gross Debt	<b>111.92</b>
Net Debt	<b>378.20</b>	Net Debt	<b>43.34</b>
Debt Service	<b>31.86</b>	Tax Levy Collected	<b>94.11</b>
Total Tax Levy	<b>1,416.17</b>	Tax Levy Cancelled, Abated or Adjusted	<b>.39</b>
Municipal Expenditures	<b>586.31</b>		

EXPENDITURES-CURRENT YEAR		REVENUES REALIZED-CURRENT YEAR		PROPERTY TAXES-CURRENT YEAR	
<b>GENERAL GOVERNMENT</b>				<b>STATE EQUALIZED TAX RATE</b>	
Governing Body & Public Boards	65,530.00	Property Taxes Collected	184,479,376.15	Local District School Taxes	86,304,562.00
Municipal Clerk	80,050.00	Payments in Lieu of Taxes	380,119.32	Regional & Consolidated School Tax	33,256,699.14
Financial Administration	1,215,505.41	Delinquent Tax & Lien Collections	10,012,299.84	School Taxes in Municipal Budget	*
Assessment of Taxes	1,500,702.13	Business Personalty Replacement Taxes	1,299,552.92	County Library Taxes	2,613,282.00
Collection of Taxes	1,303,852.50	Taxes from Public Utilities	7,772,999.58	Local Municipal Purpose Taxes	36,812,369.35
Planning, Housing & Development	1,382,920.01	Other Miscellaneous Tax Revenues	750,060.71	Voter and Senior Citizen Taxes	840,050.00
Human Resources	1,048,160.38	State Aid Revenues	8,925,372.96	Total Taxes for Rate Computation	194,951,031.49
Elections	81,495.00	Federal Aid Revenues	1,000.00	Special District Taxes	49,210.21
General Administration (other)	7,998,043.47			Bank Corp. Taxes	
<b>JUDICIARY</b>		Sale of Acquired Property		Added and Omitted Taxes	1,452,542.00
Municipal Courts	1,288,053.26	Other Miscellaneous Revenues	10,019,133.62	Total Taxes Levied - ABSTRACT	195,612,733.70
<b>PUBLIC SAFETY</b>			Total	Total Taxes Billed	196,025,327.11
Fire Protection	1,607,966.44			<b>TAXES COLLECTED</b>	184,479,376.15
Police Protection	12,254,742.67	Prior Years Surplus Appropriated	10,394,411.00	Taxes Cancelled, Abated or Adjusted	760,512.93
Civil Defense & Disaster Control	58,460.89	<b>REVENUES TOTAL</b>	<b>236,034,326.10</b>	Transfer to Tax Title Liens or Foreclosed	660,353.07
Environmental Inspection & Control	1,672,068.12	Rates for Uncollected Taxes	14,636,114.72	Ending Balance	10,125,085.56
Other Public Safety		<b>CAPITAL OUTLAY TOTAL</b>	<b>14,229,948.66</b>	<b>PRIOR YEARS TAXES OUTSTANDING</b>	
<b>PUBLIC WORKS</b>				Beginning Balance	11,267,974.40
Streets and Drainage	10,943,838.72	Public Enterprises	3,617,984.61	Collected	9,325,832.69
Sewers and Sewage Processing	952,717.37	Recreation-Culture	191,731.10	Cancelled, Abated or Adjusted	362,850.66
Garbage and Trash Disposal	2,522,683.64	Public Works	3,600,875.99	Transfers to Tax Title Liens or Foreclosed	157,102.75
Public Buildings and Grounds	1,604,247.00	Buildings and Grounds	6,819,356.96	Ending Balance	1,422,188.30
Other Public Works	2,135,011.72	Library and Education		<b>TAX TITLE LIENS OUTSTANDING</b>	
<b>HEALTH and WELFARE</b>		Conservation		Beginning Balance	3,030,418.46
Health Services Except Environmental	769,982.36	All Other		Transfer From Taxes	855,309.81
Welfare-Public Assistance	496,822.06			Redaamed	686,925.79
Hospital, Clinics, First Aid	10,700.00	<b>CAPITAL DEBT AUTHORIZED, ENDING BALANCE</b>		Cancelled, Abated or Adjusted	62,848.89
Animal, Insect, & Rodent Control	217,234.18	<b>ISSUED AND UNISSUED GROSS DEBT</b>		Transfers to Foreclosed Property	118,306.60
Other Welfare Services		School	42,596,476	Ending Balance	3,017,646.99
<b>RECREATION and CONSERVATION</b>		Sell-Liquidating	45,812,746	<b>PROPERTY ACQUIRED BY DEED OR FORECLOSURE</b>	
Beaches and Boardwalks		Other	46,497,246	Beginning Balance	8,771,150.88
Parks, Playgrounds, Shady Trails	327,525.94	Total	134,906,469	Transfers From Taxes or Liens	140,014.96
Land Reclamation & Conservation	129,958.42	<b>ISSUED AND OUTSTANDING</b>		Sale for Cash	14,095.00
Other Recreational Services	840,392.14	School	42,596,476.67	Cancelled, Abated or Adjusted	33,466.17
<b>EDUCATION (excluding schools)</b>		Self-Liquidating	38,840,444.11	Ending Balance	8,863,604.67
Libraries	501,983.00	Other	39,103,193.54	<b>CURRENT FINANCES ENDING BALANCE ASSETS</b>	
Other Educational Services	140,370.62	Total	120,540,114.32	Cash	30,700,441.43
<b>STATUTORY EXPENDITURES</b>		<b>EQUALIZED VALUATION BASIS FOR NET DEBT COMPUTATION</b>	<b>8,151,870,838.68</b>	Taxes Receivable	11,547,273.86
Pensions & F. I. C. A.	3,182,723.85	<b>REAL PROPERTY VALUATIONS</b>		Tax Title Liens	3,017,646.99
Employee Fringe Benefits	4,242,799.00	Code Class # of Percels % VAL'N		Foreclosed Property	8,863,604.67
Other Statutory Expenditures	61,026.00	1 Vacant Land		Emergencies & Other Delinquent Charges	1,973,607.20
<b>MUNICIPAL FUNCTIONS TOTAL</b>	<b>60,637,566.30</b>	2 Residential		State and Federal Aid Receivable	372,328.42
<b>CAPITAL IMPROVEMENTS</b>	<b>1,608,875.00</b>	3 Farm		Other Receivables	1,188,489.18
<b>DEBT SERVICE</b>		4e Commercial		Total	57,663,391.75
Principal Payments	2,727,294.65	4b Industrial		<b>LIABILITIES, RESERVES, AND SURPLUS</b>	
Interest Payments	1,673,908.51	4c Apartments		Cash Liabilities	14,138,351.26
<b>DEFERRED CHARGES</b>	<b>1,310,941.50</b>	Total		Reserves for Receivables	24,534,213.62
SCHOOL, COUNTY, SPECIAL DISTRICT TAXES	157,347,822.35	Land Area 524.71 Sq. Miles		Surplus	20,074,403.92
RESERVE FOR UNCOLLECTED TAXES	14,636,114.72	Net Valuation Taxable-Municipal	7,409,574,621.00	Total	58,746,968.80
<b>EXPENDITURES TOTAL</b>	<b>238,333,648.03</b>	Net Valuation Taxable-County	8,196,530,839.00		
		State Equalized Valuation	8,216,038,039.00		
		State Equalization Ratio			

Population 1990 **493,819**  
 Population 1994 **496,491**  
 S & P Rating  
 Moody Rating

General Tax Rate Per \$100.  
 State Equalized Tax Rate

**SUMMARY  
 UNION COUNTY  
 MUNICIPALITIES**

PER CAPITA:  
 Gross Debt **893.63**  
 Net Debt **695.19**  
 Debt Service **72.11**  
 Total Tax Levy **1,562.00**  
 Municipal Expenditures **928.16**

PER CENT:  
 Gross Debt **123.88**  
 Net Debt **96.37**  
 Tax Levy Collected **96.35**  
 Tax Levy Cancelled, Abated or Adjusted **.35**

EXPENDITURES-CURRENT YEAR		REVENUES REALIZED-CURRENT YEAR		PROPERTY TAXES-CURRENT YEAR	
<b>GENERAL GOVERNMENT</b>		<b>REVENUES REALIZED-CURRENT YEAR</b>		<b>STATE EQUALIZED TAX RATE</b>	
Governing Body & Public Boards	1,166,231.00	Property Taxes Collected	750,672,979.51	Local District School Taxes	331,872,967.06
Municipal Clerk	1,268,116.50	Payments in Lieu of Taxes	2,880,769.29	Regional & Consolidated School Tax	63,179,734.29
Financial Administration	6,066,214.79	Delinquent Tax & Lien Collections	23,041,034.98	School Taxes in Municipal Budget	2,696,374.50
Assessment of Taxes	2,159,281.80	Business Personalty Replacement Taxes	11,377,095.25	County Taxes	* 148,126,587.00
Collection of Taxes	1,802,545.17	Taxes from Public Utilities	58,052,745.11	County Library Taxes	
Planning, Housing & Development	2,127,998.42	Other Miscellaneous Tax Revenues	1,244,016.40	Local Municipal Purpose Taxes	227,297,258.05
Human Resources	11,143,689.20	State Aid Revenues	57,554,538.72	Veteran & Senlor Citizen Taxes	3,957,550.00
Elections	116,586.00	Federal Aid Revenues	111,259.00	Total Taxes for Rate Computation	777,130,470.89
General Administration (other)	32,282,979.38			Special District Taxes	320,809.00
<b>JUDICIARY</b>		Sale of Acquired Property		Bank Corp. Taxes	
Municipal Courts	4,333,037.29	26,800.00		Added and Omitted Taxes	2,025,589.83
<b>PUBLIC SAFETY</b>		Other Miscellaneous Revenues		Total Taxes Levied - ABSTRACT	775,519,319.72
Fire Protection	52,992,086.44	56,128,939.26		Total Taxes Billed	779,120,059.27
Police Protection	84,589,912.29	Prior Years Surplus Appropriated	41,782,780.00	TAXES COLLECTED	750,672,979.51
Civil Defense & Disaster Control	287,658.00	<b>REVENUES TOTAL</b>		Taxes Cancelled, Abated or Adjusted	2,743,640.00
Environmental Inspection & Control	5,645,500.98	<b>1,002,872,957.52</b>		Transfer to Tax Title Liens or Foreclosed	1,685,256.30
Other Public Safety	31,725.00	Reserve For Uncollected Taxes		Ending Balance	24,018,188.46
<b>PUBLIC WORKS</b>		<b>CAPITAL OUTLAY TOTAL</b>		<b>PRIOR YEARS TAXES OUTSTANDING</b>	
Streets and Drainage	24,862,367.52	<b>43,651,822.93</b>		Beginning Balance	25,681,974.26
Sewers and Sewage Processing	20,272,175.10	Public Enterprises	3,127,051.15	Collected	20,041,148.41
Garbage and Trash Disposal	22,636,191.45	Recreation-Culture	1,608,254.98	Cancelled, Abated or Adjusted	309,228.99
Public Buildings and Grounds	5,732,496.39	Public Works	8,657,712.50	Transfers to Tax Title Liens or Foreclosed	201,369.29
Other Public Works	9,917,813.20	Buildings and Grounds	29,033,704.39	Ending Balance	5,130,227.58
<b>HEALTH and WELFARE</b>		Library and Education	1,225,099.91	<b>TAX TITLE LIENS OUTSTANDING</b>	
Health Services Except Environmental	7,102,943.61	Conservation		Beginning Balance	15,031,158.00
Welfare-Public Assistance	1,920,003.42	All Other		Transfer From Taxes	1,929,544.91
Hospital, Clinics, First Aid	29,200.00	<b>CAPITAL DEBT AUTHORIZED, ENDING BALANCE</b>		Redeemed	4,249,212.51
Animal, Insect, & Rodent Control	314,809.00	<b>ISSUED AND UNISSUED</b>		Cancelled, Abated or Adjusted	578,545.05
Other Welfare Services	32,625.00	School	55,192,843	Transfers to Foreclosed Property	558,706.10
<b>RECREATION and CONSERVATION</b>		Self-Liquidating	43,039,037	Ending Balance	11,574,239.25
Beeches and Boardwalks		Other	345,449,136	<b>PROPERTY ACQUIRED BY DEED OR FORECLOSURE</b>	
Perks, Playgrounds, Shade Trees	3,312,708.55	Total	443,681,018	Beginning Balance	10,629,556.53
Land Reclamation & Conservation	806,949.56	<b>ISSUED AND OUTSTANDING</b>		Transfers From Taxes or Liens	722,499.69
Other Recreational Services	7,039,983.28	School	49,001,675.96	Sale for Cash	277,960.00
<b>EDUCATION (excluding schools)</b>		Self-Liquidating	33,831,043.44	Cancelled, Abated or Adjusted	90,755.72
Libraries	14,137,950.73	Other	275,323,336.65	Ending Balance	10,983,340.50
Other Educational Services	18,425.00	Total	358,156,056.05	<b>CURRENT FINANCES ENDING BALANCE</b>	
<b>STATUTORY EXPENDITURES</b>		<b>EQUALIZED VALUATION BASIS FOR NET DEBT COMPUTATION</b>		<b>ASSETS</b>	
Pensions & F. I. C. A.	22,832,232.97	<b>31,322,537,763.03</b>		Cash	138,642,294.54
Employee Fringe Benefits	36,790,804.96	<b>REAL PROPERTY VALUATIONS</b>		Taxes Receivable	29,148,426.04
Other Statutory Expenditures	112,500.00	<b>Code Class # of Parcels % VAL'N</b>	<b>ASSESSED VALUATION</b>	Tax Title Liens	11,574,239.32
<b>MUNICIPAL FUNCTIONS</b>		1 Vacant Land		Foreclosed Property	10,807,411.50
CAPITAL IMPROVEMENTS	4,729,700.00	2 Residential		Emergencies & Other Deferred Charges	1,087,698.60
<b>DEBT SERVICE</b>		3 Farm		State and Federal Aid Receivable	1,840,994.73
Principal Payments	20,554,164.58	4a Commercial		Other Receivables	8,162,724.56
Interest Payments	15,249,316.03	4b Industrial		Total	201,263,789.29
	5,003,694.50	4c Apartments		<b>LIABILITIES, RESERVES, AND SURPLUS</b>	
	3,917,712.81	Total		Cash Liabilities	82,975,523.80
<b>DEFERRED CHARGES</b>		Land Area <b>102.93</b> Sq. Miles		Reserves for Receivables	68,330,669.84
SCHOOL, COUNTY, SPECIAL DISTRICT TAXES	546,196,471.84	Net Valuation Taxable-Municipal		Surplus	58,812,513.65
RESERVE FOR UNCOLLECTED TAXES	37,218,574.01	21,308,217,793.00		Total	210,118,707.29
<b>EXPENDITURES TOTAL</b>		Net Valuation Taxable-County			
	1,007,021,981.27	31,797,057,768.00			
		State Equalized Valuation			
		31,141,281,050.00			
		State Equalization Ratio			

\*Includes County Health Service Taxes or County Open Space Tax. See Table 13.

2131  
 Population 1990 91,607  
 Population 1994 95,464  
 S & P Rating  
 Moody Rating

General Tax Rate Per \$100.  
 State Equalized Tax Rate

**SUMMARY  
 WARREN COUNTY  
 MUNICIPALITIES**

PER CAPITA:  
 Gross Debt 885.83  
 Net Debt 336.15  
 Debt Service 24.17  
 Total Tax Levy 1,294.45  
 Municipal Expenditures 583.67

PER CENT:  
 Gross Debt 117.85  
 Net Debt 44.72  
 Tax Levy Collected 93.49  
 Tax Levy Cancelled, Abated or Adjusted .58

EXPENDITURES-CURRENT YEAR	REVENUES REALIZED-CURRENT YEAR	PROPERTY TAXES-CURRENT YEAR
<b>GENERAL GOVERNMENT</b>		<b>STATE EQUALIZED TAX RATE</b>
Governing Body & Public Boards 91,460.00	Property Taxes Collected 115,851,853.02	Local District School Taxes 52,451,589.50
Municipal Clerk 94,459.00	Payments in Lieu of Taxes 144,443.67	Regional & Consolidated School Tax 17,459,913.00
Financial Administration 1,006,142.43	Delinquent Tax & Lien Collections 7,009,681.13	School Taxes in Municipal Budget * 35,517,607.00
Assessment of Taxes 730,441.18	Business Personality Replacement Taxes 1,658,828.72	County Library Taxes 2,295,496.00
Collection of Taxes 639,057.89	Taxes from Public Utilities 9,199,542.00	Local Municipal Purpose Taxes 14,438,374.79
Planning, Housing & Development 1,031,014.57	Other Miscellaneous Tax Revenues 14,469.21	Veteran & Senior Citizen Taxes 828,200.00
Human Resources 1,307,233.39	State Aid Revenues 7,156,657.16	Total Taxes for Rate Computation 122,991,180.29
Elections 20,094.00		Special District Taxes
General Administration (other) 6,253,892.99		Bank Corp. Taxes
<b>JUDICIARY</b>		Added and Omitted Taxes 1,410,094.54
Municipal Courts 1,189,450.40	Sale of Acquired Property 30,330.00	Total Taxes Levied - ABSTRACT 123,573,074.83
<b>PUBLIC SAFETY</b>	Other Miscellaneous Revenues 9,602,953.79	Total Taxes Billed 123,916,029.82
Fire Protection 1,448,962.63	Total 150,668,758.70	TAXES COLLECTED 115,851,853.02
Police Protection 7,722,902.07	Prior Years Surplus Appropriated 12,378,650.84	Taxes Cancelled, Abated or Adjusted 720,623.91
Civil Defense & Disaster Control 84,772.01	REVENUES TOTAL 163,047,409.54	Transfer to Tax Title Liens or Foreclosed 578,169.50
Environmental Inspection & Control 702,199.20	Reserve For Uncollected Taxes 10,163,749.76	Ending Balance 6,765,378.39
Other Public Safety	<b>CAPITAL OUTLAY TOTAL 12,039,548.92</b>	<b>PRIOR YEARS TAXES OUTSTANDING</b>
<b>PUBLIC WORKS</b>	Public Enterprises 4,700,465.21	Beginning Balance 6,923,872.41
Streets and Drainage 6,232,507.44	Recreation-Culture 251,930.90	Collected 6,306,875.75
Sewers and Sewage Processing 960,989.35	Public Works 1,776,768.00	Cancelled, Abated or Adjusted 64,424.78
Garbage and Trash Disposal 1,977,924.32	Buildings and Grounds 5,310,384.81	Transfers to Tax Title Liens or Foreclosed 64,572.64
Public Buildings and Grounds 836,899.80	Library and Education	Ending Balance 487,999.24
Other Public Works 855,965.90	Conservation	<b>TAX TITLE LIENS OUTSTANDING</b>
<b>HEALTH and WELFARE</b>	All Other	Beginning Balance 3,477,147.14
Health Services Except Environmental 51,799.99		Transfer From Taxes 661,278.85
Welfare-Public Assistance 1,109,479.42	<b>CAPITAL DEBT AUTHORIZED, ENDING BALANCE</b>	Redeemed 702,805.35
Hospital, Clinics, First Aid 12,103.00	ISSUED AND UNISSUED GROSS DEBT NET DEBT	Cancelled, Abated or Adjusted 387.61
Animal, Insect, & Rodent Control 82,038.52	School 21,780,000 728,263	Transfers to Foreclosed Property 732,881.91
Other Welfare Services 38,613.82	Self-Liquidating 33,232,751 2,706,779	Ending Balance 2,702,351.12
<b>RECREATION and CONSERVATION</b>	Other 29,551,902 28,655,490	<b>PROPERTY ACQUIRED BY DEED OR FORECLOSURE</b>
Beaches and Boardwalks	Total 84,564,654 32,090,534	Beginning Balance 4,017,215.59
Parks, Playgrounds, Shade Trees 418,232.38	<b>ISSUED AND OUTSTANDING</b>	Transfers From Taxes or Liens 732,881.91
Land Reclamation & Conservation 106,190.53	School 21,780,000.00	Sale for Cash 30,330.00
Other Recreational Services 639,113.12	Self-Liquidating 27,835,979.20	Cancelled, Abated or Adjusted 80,970.00
<b>EDUCATION (excluding schools)</b>	Other 22,138,193.11	Ending Balance 4,638,797.50
Libraries 889,137.00	Total 71,754,172.31	<b>CURRENT FINANCES ENDING BALANCE</b>
Other Educational Services 1,714,715.50	<b>EQUALIZED VALUATION BASIS FOR NET DEBT COMPUTATION 5,306,437,565.70</b>	<b>ASSETS</b>
<b>STATUTORY EXPENDITURES</b>	<b>REAL PROPERTY VALUATIONS</b>	Cash 41,451,114.80
Pensions & F. I. C. A. 2,049,090.21	Code Class # of Parcels % VAL'N ASSESSED VALUATION	Taxes Receivable 7,265,542.88
Employee Fringe Benefits 2,227,242.31	1 Vacant Land	Tax Title Liens 2,702,351.23
Other Statutory Expenditures 60,629.43	2 Residential	Foreclosed Property 4,628,797.50
<b>MUNICIPAL FUNCTIONS TOTAL 42,583,750.80</b>	3 Farm	Emergencies & Other Delerred Charges 334,492.68
<b>CAPITAL IMPROVEMENTS 1,201,939.05</b>	4a Commercial	State and Federal Aid Receivable 672,815.33
<b>DEBT SERVICE</b>	4b Industrial	Other Receivables 868,357.31
Principle Payments 1,642,060.06	4c Apartments	Total 57,923,471.73
Interest Payments 665,769.30	Total	<b>LIABILITIES, RESERVES, AND SURPLUS</b>
<b>DEFERRED CHARGES 664,496.68</b>	Land Area 361.55 Sq. Miles	Cash Liabilities 14,723,231.92
<b>SCHOOL, COUNTY, SPECIAL DISTRICT TAXES 107,724,605.50</b>	Net Valuation Taxable-Municipal 5,150,624,436.00	Reserves for Receivables 15,688,952.71
<b>RESERVE FOR UNCOLLECTED TAXES 10,163,749.76</b>	Net Valuation Taxable-County 5,455,377,837.00	Surplus 27,511,287.10
<b>EXPENDITURES TOTAL 163,444,432.10</b>	State Equalized Valuation 5,374,510,424.00	Total 57,923,471.73
	State Equalization Ratio	

1330

Population 1990 17,038
Population 1994 17,213
S & P Rating
Moody Rating A

General Tax Rate Per \$100 3.19
State Equalized Tax Rate 2.96

ABERDEEN TOWNSHIP - MONMOUTH CO.
Form of Government:
Council-Manager Plan E (OMCL 50)
Number of Members on Governing Body - 7

PER CAPITA:
Gross Debt 663.77
Net Debt 255.01
Debt Service 44.40
Total Tax Levy 1,532.35
Municipal Expenditures 557.09
PER CENT:
Gross Debt 1.36
Net Debt .52
Tax Levy Collected 96.78
Tax Levy Cancelled, Abated or Adjusted .30

Table with columns: EXPENDITURES-CURRENT YEAR, REVENUES REALIZED-CURRENT YEAR, CAPITAL OUTLAY, CAPITAL DEBT AUTHORIZED, ENDING BALANCE, REAL PROPERTY VALUATIONS, ASSESSED VALUATION, PROPERTY TAXES-CURRENT YEAR, and CURRENT FINANCES ENDING BALANCE. Includes sub-sections like GENERAL GOVERNMENT, JUDICIARY, PUBLIC SAFETY, PUBLIC WORKS, HEALTH and WELFARE, RECREATION and CONSERVATION, EDUCATION, STATUTORY EXPENDITURES, MUNICIPAL FUNCTIONS, DEBT SERVICE, DEFERRED CHARGES, and SCHOOL, COUNTY, SPECIAL DISTRICT TAXES.

\*Includes County Health Service Taxes or County Open Spec Tax. See Table 13.

0101  
 Population 1990 7,298  
 Population 1994 7,624  
 S & P Rating A-  
 Moody Rating AAA

General Tax Rate Per \$100. 3.68  
 State Equalized Tax Rate 2.49

**ABSECON CITY - ATLANTIC COUNTY**  
 Form of Government:  
**City Charter Act, (P.L. 1899, c. 52)**  
 Number of Members on Governing Body - 7

PER CAPITA:  
 Gross Debt 839.21  
 Net Debt 837.29  
 Debt Service 54.43  
 Total Tax Levy 1,306.62  
 Municipal Expenditures 736.93

PER CENT:  
 Gross Debt 1.62  
 Net Debt 1.62  
 Tax Levy Collected 95.71  
 Tax Levy Cancelled, Abated or Adjusted .95

EXPENDITURES-CURRENT YEAR		REVENUES REALIZED-CURRENT YEAR		PROPERTY TAXES-CURRENT YEAR	
<b>GENERAL GOVERNMENT</b>		<b>REVENUES REALIZED-CURRENT YEAR</b>		<b>PROPERTY TAXES-CURRENT YEAR</b>	
Governing Body & Public Boards	57,610.00	Property Taxes Collected	9,534,489.38	STATE EQUALIZED TAX RATE	1.28
Municipal Clerk	82,280.00	Payments in Lieu of Taxes	500.00	Local District School Taxes	5,108,410.00
Financial Administration	37,216.00	Delinquent Tax & Lien Collections	645,893.59	Regional & Consolidated School Tax	
Assessment of Taxes	171,020.00	Business Personally Replacement Taxes	31,079.00	School Taxes in Municipal Budget	
Collection of Taxes	59,600.00	Taxes from Public Utilities	625,050.20	County Taxes	.50 *
Planning, Housing & Development	35,115.00	Other Miscellaneous Tax Revenues		County Library Taxes	.03
Human Resources	82,299.12	State Aid Revenues	563,717.50	Local Municipal Purpose Taxes	.67
Elections	4,200.00	Federal Aid Revenues		Veteran & Senior Citizen Taxes	
General Administration (other)	383,481.00			Total Taxes for Rate Computation	2.48
<b>JUDICIARY</b>		Sale of Acquired Property		Special District Taxes	
Municipal Courts	75,648.25	Other Miscellaneous Revenues	787,805.05	Bank Corp. Taxes	
<b>PUBLIC SAFETY</b>		Total	12,188,534.72	Added and Omitted Taxes	42,123.44
Fire Protection	129,048.00	Prior Years Surplus Appropriated	461,200.00	Total Taxes Levied - ABSTRACT	9,961,659.05
Police Protection	1,615,056.71	<b>REVENUES</b>	<b>TOTAL</b>	Total Taxes Billed	9,961,659.05
Civil Defense & Disaster Control	16,830.00	Reserve For Uncollected Taxes	418,696.26	<b>TAXES COLLECTED</b>	<b>9,534,489.38</b>
Environmental Inspection & Control	71,510.00	<b>CAPITAL OUTLAY</b>	<b>TOTAL</b>	Taxes Cancelled, Abated or Adjusted	95,030.82
Other Public Safety			362,924.57	Transfer to Tax Title Liens or Foreclosed	33,436.70
<b>PUBLIC WORKS</b>				Ending Balance	298,702.15
Streets and Drainage	469,552.31	Public Enterprises		<b>PRIOR YEARS TAXES OUTSTANDING</b>	
Sewers and Sewage Processing		Recreation-Culture	18,225.00	Beginning Balance	388,754.73
Garbage and Trash Disposal	491,000.00	Public Works	280,971.69	Collected	342,740.15
Public Buildings and Grounds	44,613.00	Buildings and Grounds	46,718.28	Cancelled, Abated or Adjusted	2,061.52
Other Public Works	144,995.00	Library and Education	17,009.60	Transfers to Tax Title Liens or Foreclosed	35,363.75
<b>HEALTH and WELFARE</b>		Conservation		Ending Balance	8,589.31
Health Services Except Environmental	7,500.00	All Other		<b>TAX TITLE LIENS OUTSTANDING</b>	
Welfare-Public Assistance	5,000.00			Beginning Balance	346,847.94
Hospital, Clinics, First Aid	35,000.00	<b>CAPITAL DEBT AUTHORIZED, ENDING BALANCE</b>		Transfer From Taxes	68,800.45
Animal, Insect, & Rodent Control	6,000.00	<b>ISSUED AND UNISSUED</b>	<b>GROSS DEBT</b>	Redeemed	303,153.44
Other Welfare Services		School		Cancelled, Abated or Adjusted	987.92
<b>RECREATION and CONSERVATION</b>		Self-Liquidating	460,000	Transfers to Foreclosed Property	11,082.13
Beeches and Boardwalks		Other	5,938,125	Ending Balance	100,424.90
Perks, Playgrounds, Shade Trees	36,940.00	Total	6,398,125	<b>PROPERTY ACQUIRED BY DEED OR FORECLOSURE</b>	
Land Reclamation & Conservation	12,500.00	<b>ISSUED AND OUTSTANDING</b>		Beginning Balance	
Other Recreational Services		School		Transfers From Taxes or Liens	
<b>EDUCATION (excluding schools)</b>		Self-Liquidating	460,000.00	Sale for Cash	
Libraries	37,100.00	Other	5,863,815.32	Cancelled, Abated or Adjusted	
Other Educational Services		Total	6,323,815.32	Ending Balance	
<b>STATUTORY EXPENDITURES</b>		<b>EQUALIZED VALUATION BASIS FOR NET DEBT COMPUTATION</b>	<b>395,138,251</b>	<b>CURRENT FINANCES ENDING BALANCE</b>	
Pensions & F. I. C. A.	281,599.38	<b>REAL PROPERTY VALUATIONS</b>		<b>ASSETS</b>	
Employee Fringe Benefits	386,760.00	Code Class # of Parcels % VAL'N	<b>ASSESSED VALUATION</b>	Cash	692,421.60
Other Statutory Expenditures	4,034.70	1 Vacant Land 618 3.67	9,839,800.00	Taxes Receivable	307,291.46
<b>MUNICIPAL FUNCTIONS</b>	<b>TOTAL</b>	2 Residential 2653 75.99	203,849,500.00	Tax Title Liens	100,424.90
<b>CAPITAL IMPROVEMENTS</b>	<b>*MEMO*</b>	3 Farm 7 .18	481,900.00	Foreclosed Property	452,085.38
<b>DEBT SERVICE</b>		4a Commercial 210 20.16	54,075,500.00	Emergencies & Other Deferred Charges	120,534.70
Principal Payments	203,750.00	4b Industrial		State and Federal Aid Receivable	380,079.87
Interest Payments	211,191.25	4c Apartments		Other Receivables	204,716.85
<b>DEFERRED CHARGES</b>		Total 3488	268,245,700.00	Total	2,257,554.76
SCHOOL, COUNTY, SPECIAL DISTRICT TAXES	1,196.80	Land Area 5.70 Sq. Miles		<b>LIABILITIES, RESERVES, AND SURPLUS</b>	
RESERVE FOR UNCOLLECTED TAXES	7,243,705.69	Net Valuation Taxable-Municipal	269,709,415	Cash Liabilities	518,695.05
<b>EXPENDITURES</b>	<b>TOTAL</b>	Net Valuation Taxable-County	395,254,998	Reserves for Receivables	1,215,126.85
	12,862,048.47	State Equalized Valuation	398,335,590	Surplus	523,732.86
		State Equalization Ratio	67.59	Total	2,257,554.76

\*Includes County Health Service Taxes or County Open Space Tax. See Table 13

1031

Population 1990 3,594  
 Population 1994 4,045  
 S & P Rating  
 Moody Rating

General Tax Rate Per \$100. 1.80  
 State Equalized Tax Rate 1.79

**ALEXANDRIA TWP. - HUNTERDON CO.**

Form of Government:

**Township Committee**

Number of Members on Governing Body - 3

PER CAPITA:  
 Gross Debt 708.47  
 Net Debt  
 Debt Service  
 Total Tax Levy 1,391.95  
 Municipal Expenditures 389.94  
 PER CENT:  
 Gross Debt .95  
 Net Debt  
 Tax Levy Collected 96.31  
 Tax Levy Cancelled, Abated or Adjusted .04

EXPENDITURES-CURRENT YEAR		REVENUES REALIZED-CURRENT YEAR		PROPERTY TAXES-CURRENT YEAR	
<b>GENERAL GOVERNMENT</b>		<b>REVENUES REALIZED-CURRENT YEAR</b>		<b>STATE EQUALIZED TAX RATE</b>	
Governing Body & Public Boards, Municipal Clerk		Property Taxes Collected	5,570,834.50	Local District School Taxes	1.71 3,500,923.00
Financial Administration	26,499.96	Payments in Lieu of Taxes		Regional & Consolidated School Tax	.33 1,040,366.38
Assessment of Taxes	24,210.00	Delinquent Tax & Lien Collections	247,440.38	School Taxes in Municipal Budget	
Collection of Taxes	23,690.00	Business Personalty Replacement Taxes	45,779.40	County Taxes	.31 * 968,200.31
Planning, Housing & Development	57,716.00	Taxes from Public Utilities	178,435.00	County Library Taxes	.03 89,488.63
Human Resources	12,301.00	Other Miscellaneous Tax Revenues		Local Municipal Purpose Taxes	
Elections	1,400.00	State Aid Revenues	181,558.46	Veteran & Senior Citizen Taxes	
General Administration (other)	163,707.93	Federal Aid Revenues		Total Taxes for Rate Computation	1.78 5,618,428.32
<b>JUDICIARY</b>		Sale of Acquired Property		Special District Taxes	
Municipal Courts	12,261.80	Other Miscellaneous Revenues	147,874.17	Bank Corp. Taxes	
<b>PUBLIC SAFETY</b>		Total	6,371,921.91	Added end Omitted Taxes	31,459.57
Fire Protection	62,436.40	Prior Years Surplus Appropriated	935,000.00	Total Taxes Levied - ABSTRACT	5,630,437.89
Police Protection	35,700.00	<b>REVENUES TOTAL</b>	<b>7,306,921.91</b>	Total Taxes Billed	5,784,409.95
Civil Defense & Disaster Control	2,250.00	Reserve For Uncollected Taxes	378,000.00	<b>TAXES COLLECTED</b>	<b>5,570,834.50</b>
Environmental Inspection & Control		<b>CAPITAL OUTLAY TOTAL</b>	<b>76,004.73</b>	Taxes Cancelled, Abated or Adjusted	2,326.92
Other Public Safety				Transfer to Tax Title Liens or Foreclosed	3,502.80
<b>PUBLIC WORKS</b>				Ending Balance	207,745.74
Streets and Drainage	401,637.46	Public Enterprises		<b>PRIOR YEARS TAXES OUTSTANDING</b>	
Sewers and Sewage Processing		Recreation-Culture		Beginning Balance	246,996.21
Garbage and Trash Disposal		Public Works	76,004.73	Collected	246,967.24
Public Buildings and Grounds	54,680.00	Buildings and Grounds		Cancelled, Abated or Adjusted	28.97
Other Public Works	4,470.00	Library and Education		Transfers to Tax Title Liens or Foreclosed	
<b>HEALTH and WELFARE</b>		Conservation		Ending Balance	
Health Services Except Environmental	31,982.80	All Other		<b>TAX TITLE LIENS OUTSTANDING</b>	
Welfare-Public Assistance	3,150.00			Beginning Balance	21,869.54
Hospital, Clinics, First Aid		<b>CAPITAL DEBT AUTHORIZED, ENDING BALANCE</b>		Transfer From Taxes	3,502.80
Animal, Insect, & Rodent Control	6,250.00	<b>ISSUED AND UNISSUED</b>		Redeemed	473.14
Other Welfare Services		School	2,865,778	Cancelled, Abated or Adjusted	139.80
<b>RECREATION and CONSERVATION</b>		Self-Liquidating		Transfers to Foreclosed Property	
Beeches and Boardwalks		Other		Ending Balance	24,759.40
Parks, Playgrounds, Shade Trees		Total	2,865,778	<b>PROPERTY ACQUIRED BY DEED OR FORECLOSURE</b>	
Land Reclamation & Conservation	7,800.00	<b>ISSUED AND OUTSTANDING</b>		Beginning Balance	21,200.00
Other Recreational Services	13,700.00	School	145,778.43	Transfers From Taxes or Liens	
<b>EDUCATION (excluding schools)</b>		Self-Liquidating		Sale for Cash	
Libraries		Other		Cancelled, Abated or Adjusted	
Other Educational Services		Total	145,778.43	Ending Balance	21,200.00
<b>STATUTORY EXPENDITURES</b>		<b>EQUALIZED VALUATION BASIS FOR NET DEBT COMPUTATION</b>		<b>CURRENT FINANCES ENDING BALANCE</b>	
Pensions & F. I. C. A.	189,001.80		302,998,584	<b>ASSETS</b>	
Employee Fringe Benefits	36,136.12	<b>REAL PROPERTY VALUATIONS</b>		Cash	2,835,796.70
Other Statutory Expenditures		Code Class # of Parcels % VAL'N		Taxes Receivable	207,745.74
<b>MUNICIPAL FUNCTIONS</b>		1 Vacant Land 283 6.45	20,035,900.00	Tax Title Liens	24,759.40
<b>CAPITAL IMPROVEMENTS</b>		2 Residential 1140 75.58	234,911,300.00	Foreclosed Property	21,200.00
<b>DEBT SERVICE</b>		3 Farm 497 13.86	43,075,880.00	Emergencies & Other Deferred Charges	28,000.00
Principal Payments		4a Commercial 28 3.15	9,787,000.00	State and Federal Aid Receivable	1,139.60
Interest Payments		4b Industrial 3 .81	2,523,900.00	Other Receivables	7,748.18
<b>DEFERRED CHARGES</b>		4c Apartments 2 .15	462,600.00	Total	3,126,389.62
SCHOOL, COUNTY, SPECIAL DISTRICT TAXES	28,265.44	Total	310,796,580.00	<b>LIABILITIES, RESERVES, AND SURPLUS</b>	
RESERVE FOR UNCOLLECTED TAXES	5,598,978.32	Lend Area 28.20 Sq. Miles		Cash Liabilities	508,330.04
<b>EXPENDITURES</b>		Net Valuation Taxable-Municipal	312,202,200	Reserves for Receivables	261,453.32
		Net Valuation Taxable-County	302,084,258	Surplus	2,356,606.26
		State Equalized Valuation	314,771,803	Total	3,126,389.62
		State Equalization Ratio	99.18		

\*Includes County Health Service Taxes or County Open Space Tax. See Table 13.

2101

Population 1990 3,484  
 Population 1994 3,614  
 S & P Rating  
 Moody Rating

General Tax Rate Per \$100. 2.24  
 State Equalized Tax Rate 2.16

**ALLAMUCHY TOWNSHIP - WARREN CO.**  
 Form of Government:  
**Small Municipality Plan C (OMCL 50)**  
 Number of Members on Governing Body - 5

PER CAPITA:  
 Gross Debt 1,686.50  
 Net Debt  
 Debt Service  
 Total Tax Levy 1,620.11  
 Municipal Expenditures 389.14

PER CENT:  
 Gross Debt 2.29  
 Net Debt  
 Tax Levy Collected 98.14  
 Tax Levy Cancelled, Abated or Adjusted .26

EXPENDITURES-CURRENT YEAR		REVENUES REALIZED-CURRENT YEAR		PROPERTY TAXES-CURRENT YEAR	
<b>GENERAL GOVERNMENT</b>		<b>REVENUES REALIZED-CURRENT YEAR</b>		<b>PROPERTY TAXES-CURRENT YEAR</b>	
Governing Body & Public Boards		Property Taxes Collected 5,757,641.66		STATE EQUALIZED TAX RATE 1.25 3,363,974.50	
Municipal Clerk		Payments in Lieu of Taxes		Local District School Taxes	
Financial Administration 65,000.00		Delinquent Tax & Lien Collections 93,973.55		Regional & Consolidated School Tax	
Assessment of Taxes 43,750.00		Business Personality Replacement Taxes 39,596.84		School Taxes In Municipal Budget	
Collection of Taxes 52,500.00		Taxes from Public Utilities 288,539.00		County Taxes .67 * 1,790,448.51	
Planning, Housing & Development 74,650.00		Other Miscellaneous Tax Revenues		County Library Taxes .06 162,765.49	
Human Resources 4,198.00		State Aid Revenues 129,649.25		Local Municipal Purpose Taxes .18 472,044.00	
Elections		Federal Aid Revenues		Veteran & Senior Citizen Taxes 16,800.00	
General Administration (other) 299,422.00		Sale of Acquired Property		Total Taxes for Rate Computation 2.16 5,806,032.50	
<b>JUDICIARY</b>		Other Miscellaneous Revenues 367,659.99		Special District Taxes	
Municipal Courts 79,350.00		Total 6,677,060.29		Bank Corp. Taxes	
<b>PUBLIC SAFETY</b>		Prior Years Surplus Appropriated 350,000.00		Added and Omitted Taxes 65,845.38	
Fire Protection 50,299.00		REVENUES TOTAL 7,027,060.29		Total Taxes Levied - ABSTRACT 5,855,077.88	
Police Protection 24,000.00		Reserve For Uncollected Taxes 317,462.00		Total Taxes Billed 5,866,643.40	
Civil Defense & Disaster Control 2,600.00		<b>CAPITAL OUTLAY TOTAL 4,356,852.29</b>		TAXES COLLECTED 5,757,641.66	
Environmental Inspection & Control 40,025.00		Public Enterprises 4,352,132.54		Taxes Cancelled, Abated or Adjusted 15,388.88	
Other Public Safety		Recreation-Culture		Transfer to Tax Title Liens or Foreclosed 4,241.04	
<b>PUBLIC WORKS</b>		Public Works 1,437.50		Ending Balance 89,371.82	
Streets and Driveways 136,080.00		Buildings and Grounds 3,282.25		<b>PRIOR YEARS TAXES OUTSTANDING</b>	
Sewers and Sewage Processing		Library and Education		Beginning Balance 89,035.72	
Garbage and Trash Disposal 7,000.00		Conservation		Collected 79,068.03	
Public Buildings and Grounds 56,000.00		All Other		Cancelled, Abated or Adjusted 808.05	
Other Public Works		<b>CAPITAL DEBT AUTHORIZED, ENDING BALANCE</b>		Transfers to Tax Title Liens or Foreclosed 9,159.64	
<b>HEALTH and WELFARE</b>		ISSUED AND UNISSUED GROSS DEBT NET DEBT		Ending Balance	
Health Services Except Environmental		School 1,045,000		TAX TITLE LIENS OUTSTANDING	
Welfare-Public Assistance 3,500.00		Self-Liquidating 5,050,000		Beginning Balance 12,319.32	
Hospital, Clinics, First Aid		Other 6,095,000		Transfer From Taxes 15,062.58	
Animal, Insect, & Rodent Control 7,250.00		ISSUED AND OUTSTANDING		Redeemed 14,905.52	
Other Welfare Services		School 1,045,000.00		Cancelled, Abated or Adjusted	
<b>RECREATION and CONSERVATION</b>		Self-Liquidating 4,410,300.00		Transfers to Foreclosed Property	
Beaches and Boardwalks		Other 5,455,300.00		Ending Balance 12,476.38	
Perks, Playgrounds, Shade Trees		EQUALIZED VALUATION BASIS FOR NET DEBT COMPUTATION 265,659,237		PROPERTY ACQUIRED BY DEED OR FORECLOSURE	
Land Reclamation & Conservation 22,500.00		REAL PROPERTY VALUATIONS		Beginning Balance	
Other Recreational Services 24,700.00		Code Class # of Parcels % VAL'N ASSESSED VALUATION		Transfers From Taxes or Liens	
<b>EDUCATION (excluding schools)</b>		1 Vacant Land 202 4.65 11,951,250.00		Sale for Cash	
Libraries		2 Residential 1543 85.56 219,794,500.00		Cancelled, Abated or Adjusted	
Other Educational Services		3 Farm 169 3.86 9,916,870.00		Ending Balance	
<b>STATUTORY EXPENDITURES</b>		4a Commercial 21 5.64 14,476,500.00		CURRENT FINANCES ENDING BALANCE ASSETS	
Pensions & F. I. C. A. 51,050.00		4b Industrial 1 .30 762,100.00		Cash 2,064,106.62	
Employee Fringe Benefits 45,000.00		4c Apartments		Taxes Receivable 89,371.82	
Other Statutory Expenditures		Total 1936 256,901,220.00		Tax Title Liens 12,476.38	
<b>MUNICIPAL FUNCTIONS TOTAL 1,088,874.00</b>		Land Area 20.30 Sq. Miles		Foreclosed Property	
<b>CAPITAL IMPROVEMENTS *MEMO* 60,000.00</b>		Net Valuation Taxable-Municipal 258,964,195		Emergencies & Other Deferred Charges	
<b>DEBT SERVICE</b>		Net Valuation Taxable-County 271,974,555		State and Federal Aid Receivable	
Principal Payments		State Equalized Valuation 268,807,051		Other Receivables 731.15	
Interest Payments		State Equalization Ratio 96.31		Total 2,166,685.97	
<b>DEFERRED CHARGES</b>		Net Valuation Taxable-Municipal 258,964,195		LIABILITIES, RESERVES, AND SURPLUS	
SCHOOL, COUNTY, SPECIAL DISTRICT TAXES 5,317,188.50		Net Valuation Taxable-County 271,974,555		Cash Liabilities 610,034.28	
RESERVE FOR UNCOLLECTED TAXES 317,462.00		State Equalized Valuation 268,807,051		Reserves for Receivables 102,579.35	
<b>EXPENDITURES TOTAL 6,723,524.50</b>		State Equalization Ratio 96.31		Surplus 1,454,072.36	
				Total 2,166,685.97	

\*Includes County Health Service Taxes or County Open Space Tax. See Table 13.

0201  
 Population 1990 5,900  
 Population 1994 6,034  
 S & P Rating  
 Moody Rating AA3

General Tax Rate Par \$100 3.13  
 State Equalized Tax Rate 2.07

ALLENDALE BOROUGH - BERGEN CO.  
 Form of Government:  
 Borough Council  
 Number of Members on Governing Body - 6

PER CAPITA:  
 Gross Debt 1,196.68  
 Net Debt 1,002.89  
 Debt Service 101.73  
 Total Tax Levy 2,560.62  
 Municipal Expenditures 1,067.66

PER CENT:  
 Gross Debt .99  
 Net Debt .83  
 Tax Levy Collected 98.59  
 Tax Levy Cancelled, Abated or Adjusted .17

EXPENDITURES-CURRENT YEAR		REVENUES REALIZED-CURRENT YEAR			PROPERTY TAXES-CURRENT YEAR		
<b>GENERAL GOVERNMENT</b>		<b>REVENUES REALIZED-CURRENT YEAR</b>			<b>PROPERTY TAXES-CURRENT YEAR</b>		
Governing Body & Public Boards		Property Taxes Collected		15,237,910.93	<b>STATE EQUALIZED TAX RATE</b>		
Municipal Clerk		Payments in Lieu of Taxes		234,329.68	Local District School Taxes	.81	
Financial Administration	21,850.00	Delinquent Tax & Lien Collections		46,442.04	Regional & Consolidated School Tax	.46	
Assessment of Taxes	68,004.36	Business Personalty Replacament Taxes		903,967.00	School Taxes in Municipal Budget		
Collection of Taxes	118,955.00	Taxes from Public Utilities		282,856.48	County Taxes	.29 *	
Planning, Housing & Development	9,721.00	Other Miscellaneous Tax Revenues			County Library Taxes		
Human Resources	99,121.26	State Aid Revenues			Local Municipal Purposal Taxes	.51	
Elections		Federal Aid Revenues			Veteran & Senior Citizen Taxes		
General Administration (other)	504,636.00				Total Taxes for Rate Computation	2.07	
<b>JUDICIARY</b>					Spacial District Taxes		
Municipal Courts	35,031.00	Sale of Acquired Property		720,266.44	Bank Corp. Taxes		
<b>PUBLIC SAFETY</b>		Other Miscellaneous Revenues		17,425,772.57	Addad and Omitted Taxes	64,172.88	
Fire Protection	81,366.10			Total	Total Taxes Laviad - ABSTRACT	15,450,793.76	
Police Protection	1,222,520.00	Prior Years Surplus Appropriated		460,000.00	Total Taxes Biliad	15,456,437.73	
Civil Defense & Disaster Control	1,000.00	<b>REVENUES</b>	<b>TOTAL</b>	17,885,772.57	<b>TAXES COLLECTED</b>	15,237,910.93	
Environmental Inspection & Control	74,655.00	Reserve For Uncollected Taxes		347,497.29	Texas Cancelled, Abated or Adjusted	27,035.55	
Other Public Safety		<b>CAPITAL OUTLAY</b>	<b>TOTAL</b>	1,266,599.96	Transfer to Tax Title Liens or Foreclosed	25,090.08	
<b>PUBLIC WORKS</b>		Public Enterprises		135,052.11	Ending Balance	166,401.17	
Streets and Drainage	558,243.68	Recreation-Culture		17,810.42	<b>PRIOR YEARS TAXES OUTSTANDING</b>		
Sewers and Sewage Processing	991,396.00	Public Works		93,091.04	Beginning Balance	242,925.05	
Garbage and Trash Disposal	435,000.00	Buildings and Grounds		1,020,646.39	Collected	234,329.68	
Public Buildings and Grounds	96,527.00	Library and Education			Cancelled, Abated or Adjusted	6.29	
Other Public Works	32,300.00	Conservation			Transfers to Tax Title Liens or Foreclosed		
<b>HEALTH and WELFARE</b>		All Other			Ending Balance	8,589.08	
Health Services Except Environmental	33,088.00	<b>CAPITAL DEBT AUTHORIZED, ENDING BALANCE</b>			<b>TAX TITLE LIENS OUTSTANDING</b>		
Welfare-Public Assistance		ISSUED AND UNISSUED	GROSS DEBT	NET DEBT	Beginning Balance	55,861.41	
Hospital, Clinics, First Aid		School	635,933	261,440	Transfer From Taxes	25,090.08	
Animal, Insect, & Rodent Control		Self-Liquidating	787,901	5,790,001	Redeamed		
Other Welfare Services		Other	5,796,953	6,051,441	Cancelled, Abated or Adjusted		
<b>RECREATION and CONSERVATION</b>		Total	7,220,788		Transfers to Foreclosed Property		
Beaches and Boardwalks		<b>ISSUED AND OUTSTANDING</b>			Ending Balance	80,951.49	
Parks, Playgrounds, Shade Trees	24,600.00	School	635,933.61		<b>PROPERTY ACQUIRED BY DEED OR FORECLOSURE</b>		
Lend Reclamation & Conservation	41,956.88	Self-Liquidating	787,901.52		Beginning Balance	4,900.00	
Other Recreational Services	150,002.00	Other	4,803,107.61		Transfers From Taxes or Liens		
<b>EDUCATION (excluding schools)</b>		Total	6,226,942.74		Sala for Cash		
Libraries	273,420.00	<b>EQUALIZED VALUATION BASIS</b>			Cancelled, Abated or Adjusted		
Other Educational Services		<b>FOR NET DEBT COMPUTATION</b>		725,896,172	Ending Balance	4,900.00	
<b>STATUTORY EXPENDITURES</b>		<b>REAL PROPERTY VALUATIONS</b>			<b>CURRENT FINANCES ENDING BALANCE</b>		
Pensions & F. I. C. A.	295,468.42	Code	Class	# of Parcels	% VAL'N	ASSETS	
Employee Fringe Benefits	272,100.00	1	Vacant Land	117	2.39	Cash	1,114,578.38
Other Statutory Expenditures		2	Residential	1865	80.80	Taxes Receivable	174,990.25
<b>MUNICIPAL FUNCTIONS</b>		3	Farm	3	.07	Tax Title Liens	80,951.49
CAPITAL IMPROVEMENTS	43,000.00	4a	Commercial	48	10.53	Foreclosed Property	4,900.00
<b>DEBT SERVICE</b>		4b	Industrial	11	6.21	Emergancies & Other Datarred Chergas	160,000.00
Principle Payments	415,625.12	4c	Apartments			Stete and Fadaral Aid Receivable	
Interest Payments	198,184.21	Total	2044			Other Receivables	6.02
<b>DEFERRED CHARGES</b>		Lend Area	2.80	Sq. Miles		Total	1,535,426.14
SCHOOL, COUNTY, SPECIAL DISTRICT TAXES	11,610,328.89	Net Valuation Taxable-Municipal		491,765,650		<b>LIABILITIES, RESERVES, AND SURPLUS</b>	
RESERVE FOR UNCOLLECTED TAXES	347,497.29	Net Valuation Taxable-County		735,356,028		Cash Liabilities	726,281.40
<b>EXPENDITURES</b>		State Equalized Valuation		743,785,950		Reserves for Receivables	260,847.76
TOTAL	18,052,597.21	State Equalization Retlo		66.07		Surplus	548,296.98
						Total	1,535,426.14

\*Includes County Health Service Taxes or County Open Space Tax. See Table 13.

Population 1990 759  
 Population 1994 763  
 S & P Rating  
 Moody Rating

General Tax Rate Per \$100. 1.60  
 State Equalized Tax Rate 1.44

**ALLENHURST BOROUGH - MONMOUTH CO.**  
 Form of Government:  
**Commission (1911)**  
 Number of Members on Governing Body - 3

PER CAPITA:  
 Gross Debt 2,266.85  
 Net Debt 1,907.66  
 Debt Service 245.67  
 Total Tax Levy 2,105.93  
 Municipal Expenditures 2,797.92

PER CENT:  
 Gross Debt 1.55  
 Net Debt 1.31  
 Tax Levy Collected 97.86  
 Tax Levy Cancelled, Abated or Adjusted .15

EXPENDITURES-CURRENT YEAR		REVENUES REALIZED-CURRENT YEAR		PROPERTY TAXES-CURRENT YEAR		
<b>GENERAL GOVERNMENT</b>				<b>STATE EQUALIZED TAX RATE</b> 1.44		
Governing Body & Public Boards		Property Taxes Collected	1,572,844.40	Local District School Taxes	156,410.00	
Municipal Clerk		Payments In Lieu of Taxes		Regional & Consolidated School Tax		
Financial Administration	43,946.00	Delinquent Tax & Lien Collections	48,937.13	School Taxes in Municipal Budget		
Assessment of Taxes	4,845.00	Business Personalty Replacement Taxes	11,771.28	County Taxes	.45 *	
Collection of Taxes	4,661.00	Taxes from Public Utilities	159,901.00	County Library Taxes	.02	
Planning, Housing & Development	2,555.00	Other Miscellaneous Tax Revenue		Local Municipal Purpose Taxes	.83	
Human Resources	29,000.00	State Aid Revenues	49,082.21	Veteran & Senior Citizen Taxes		
Elections	263.00	Federal Aid Revenues	8,143.00	Total Taxes for Rate Computation	1.44	
General Administration (other)	236,537.00			Special District Taxes		
<b>JUDICIARY</b>				Bank Corp. Taxes		
Municipal Courts	25,509.67	Sale of Acquired Property		Added and Omitted Taxes	6,472.85	
<b>PUBLIC SAFETY</b>		Other Miscellaneous Revenues	957,559.05	Total Taxes Levied - ABSTRACT	1,606,822.60	
Fire Protection	54,396.00			Total Taxes Billed	1,607,206.22	
Police Protection	575,872.18	Prior Years Surplus Appropriated	106,000.00	<b>TAXES COLLECTED</b>	1,572,844.40	
Civil Defense & Disaster Control	11,143.00	REVENUES TOTAL	2,914,238.07	Taxes Cancelled, Abated or Adjusted	2,402.57	
Environmental Inspection & Control	6,638.00	Reserve For Uncollected Taxes	68,000.00	Transfer to Tax Title Liens or Foreclosed		
Other Public Safety		<b>CAPITAL OUTLAY TOTAL</b> 938,269.46		Ending Balance	31,959.25	
<b>PUBLIC WORKS</b>		Public Enterprises	134,196.84	<b>PRIOR YEARS TAXES OUTSTANDING</b>		
Straets and Drainage	69,823.84	Recreation-Culture	524,483.96	Beginning Balance	48,937.13	
Sewers and Sewage Processing		Public Works	112,686.08	Collected	48,937.13	
Garbage and Trash Disposal	207,900.00	Buildings and Grounds	166,902.58	Cancelled, Abated or Adjusted		
Public Buildings and Grounds	10,789.00	Library and Education		Transfers to Tax Title Liens or Foreclosed		
Other Public Works	14,395.00	Conservation		Ending Balance		
<b>HEALTH and WELFARE</b>		All Other		<b>TAX TITLE LIENS OUTSTANDING</b>		
Health Services Except Environmental	7,268.00	<b>CAPITAL DEBT AUTHORIZED, ENDING BALANCE</b>		Beginning Balance		
Welfare-Public Assistance	169.00	ISSUED AND UNISSUED	GROSS DEBT	NET DEBT		
Hospital, Clinics, First Aid	4,200.00	School				
Animal, Insect, & Rodent Control		Sell-Liquidating	274,058			
Other Welfare Services		Other	1,455,545	1,455,545		
<b>RECREATION and CONSERVATION</b>		Total	1,729,603	1,455,545		
Beaches and Boardwalks	232,545.00	<b>ISSUED AND OUTSTANDING</b>				
Parks, Playgrounds, Shade Trees	932.00	School				
Land Reclamation & Conservation	6,745.10	Sell-Liquidating	229,075.00			
Other Recreational Services	9,332.00	Other	1,396,406.00	1,625,481.00		
<b>EDUCATION (excluding schools)</b>		Total				
Libraries		<b>EQUALIZED VALUATION BASIS FOR NET DEBT COMPUTATION</b> 110,992,774		<b>CURRENT FINANCES ENDING BALANCE</b>		
Other Educational Services		<b>REAL PROPERTY VALUATIONS</b>		<b>ASSETS</b>		
<b>STATUTORY EXPENDITURES</b>		Code	Class	# of Parcels	% VAL'N	ASSESSSED VALUATION
Pensions & F. I. C. A.	105,963.00	1	Vacant Land	10	.84	836,600.00
Employee Fringe Benefits	189,105.71	2	Residential	293	84.74	84,148,300.00
Other Statutory Expenditure	2,452.05	3	Farm			10,425,200.00
<b>MUNICIPAL FUNCTIONS</b>		4a	Commercial	25	10.50	2,614,200.00
CAPITAL IMPROVEMENTS	30,500.00	4b	Industrial	1	2.63	1,277,600.00
DEBT SERVICE		4c	Apartments	5	1.29	99,301,900.00
Principal Payments	121,418.00	Total	334			
Interest Payments	66,026.20	Land Area	.30	Sq Miles		
<b>DEFERRED CHARGES</b>		Net Valuation Taxable-Municipal				99,672,066
SCHOOL, COUNTY, SPECIAL DISTRICT TAXES	22,380.25	Net Valuation Taxable-County				108,983,967
RESERVE FOR UNCOLLECTED TAXES	681,349.75	State Equalized Valuation				110,852,921
EXPENDITURES TOTAL	2,816,159.75	State Equalization Ratio				89.88
				<b>LIABILITIES, RESERVES, AND SURPLUS</b>		
				Cash	281,536.09	
				Taxes Receivable	31,959.25	
				Tax Title Liens		
				Foreclosed Property		
				Emergencies & Other Deferred Charges	29,360.48	
				State and Federal Aid Receivable		
				Other Receivables	13,256.78	
				Total	356,112.60	
				<b>LIABILITIES, RESERVES, AND SURPLUS</b>		
				Cash Liabilities	97,161.20	
				Reserves for Receivables	45,216.03	
				Surplus	213,735.37	
				Total	356,112.60	

\*Includes County Health Service Taxes or County Open Space Tax. See Table 13.

Population 1990 1,828  
 Population 1994 1,907  
 S & P Rating  
 Moody Rating

General Tax Rate Per \$100 3.37  
 State Equalized Tax Rate 2.41

ALLENTOWN BOROUGH - MONMOUTH CO.

Form of Government:

Borough Council

Number of Members on Governing Body - 6

PER CAPITA:

Gross Debt 3,098.46  
 Net Debt 220.02  
 Debt Service 27.10  
 Total Tax Levy 1,219.57  
 Municipal Expenditures 665.08

PER CENT:

Gross Debt 6.80  
 Net Debt .49  
 Tax Levy Collected 95.65  
 Tax Levy Cancelled, Abated or Adjusted .21

EXPENDITURES-CURRENT YEAR		REVENUES REALIZED-CURRENT YEAR		PROPERTY TAXES-CURRENT YEAR	
<b>GENERAL GOVERNMENT</b>		<b>REVENUES REALIZED-CURRENT YEAR</b>		<b>PROPERTY TAXES-CURRENT YEAR</b>	
Governing Body & Public Boards		Property Taxes Collected	2,224,886.68	STATE EQUALIZED TAX RATE	
Municipal Clerk		Payments in Lieu of Taxes		Local District School Taxes	
Financial Administration	42,355.00	Delinquent Tax & Lien Collections	126,821.70	Regional & Consolidated School Tax	1.22
Assessment of Taxes	8,668.00	Business Personality Replacement Taxes	7,196.44	School Taxes in Municipal Budget	
Collection of Taxes	20,830.00	Taxes from Public Utilities	67,400.00	County Taxes	-.46
Planning, Housing & Development	13,050.00	Other Miscellaneous Tax Revenues		County Library Taxes	-.02
Human Resources	51,600.00	State Aid Revenues	128,149.43	Local Municipal Purpose Taxes	.71
Elections	600.00	Federal Aid Revenues		Veteran & Senior Citizen Taxes	
General Administration (other)	117,784.00			Total Taxes for Rate Computation	2.41
<b>JUDICIARY</b>				Special District Taxes	
Municipal Courts	47,268.95	Sale of Acquired Property		Bank Corp. Taxes	
<b>PUBLIC SAFETY</b>		Other Miscellaneous Revenues		Added and Omitted Taxes	116,634.02
Fire Protection	44,523.00		178,541.79	Total Taxes Levied - ABSTRACT	2,325,718.02
Police Protection	324,451.40	Total		Total Taxes Billed	2,325,977.84
Civil Defense & Disaster Control	100.00	Prior Years Surplus Appropriated	167,000.00	<b>TAXES COLLECTED</b>	
Environmental Inspection & Control	36,593.00	REVENUES	2,899,994.04	Taxes Cancelled, Abated or Adjusted	4,817.07
Other Public Safety		Reserve For Uncollected Taxes	157,440.23	Transfer to Tax Title Liens or Foreclosed	4,044.78
<b>PUBLIC WORKS</b>		CAPITAL OUTLAY		Ending Balance	92,231,746.53
Streets and Drainage	62,620.90		34,659.01	<b>PRIOR YEARS TAXES OUTSTANDING</b>	
Sewers and Sewage Processing		Public Enterprises	1,151.00	Beginning Balance	111,826.23
Garbage and Trash Disposal	103,000.00	Recreation-Culture		Collected	111,661.66
Public Buildings and Grounds	32,855.00	Public Works	32,281.95	Cancelled, Abated or Adjusted	109.59
Other Public Works	6,000.00	Buildings and Grounds	1,226.06	Transfers to Tax Title Liens or Foreclosed	54.98
<b>HEALTH and WELFARE</b>		Library and Education		Ending Balance	
Health Services Except Environmental	150.00	Conservation		<b>TAX TITLE LIENS OUTSTANDING</b>	
Welfare-Public Assistance	4,815.00	All Other		Beginning Balance	45,312.22
Hospital, Clinics, First Aid		CAPITAL DEBT AUTHORIZED, ENDING BALANCE		Transfer From Taxes	4,119.18
Animal, Insect, & Rodent Control		ISSUED AND UNISSUED	GROSS DEBT	Redeemed	15,160.04
Other Welfare Services		School	2,047,596	Cancelled, Abated or Adjusted	
<b>RECREATION and CONSERVATION</b>		Self-Liquidating	3,441,604	Transfers to Foreclosed Property	
Beaches and Boardwalks		Other	419,570	Ending Balance	34,271.36
Perks, Playgrounds, Shade Trees	2,000.00	Total	5,908,770	<b>PROPERTY ACQUIRED BY DEED OR FORECLOSURE</b>	
Land Reclamation & Conservation	5,841.00	ISSUED AND OUTSTANDING		Beginning Balance	8,700.00
Other Recreational Services	3,375.00	School	17,124.46	Transfers From Taxes or Liens	
<b>EDUCATION (excluding schools)</b>		Self-Liquidating	2,886,926.32	Sale for Cash	
Libraries	5,000.00	Other	100,000.00	Cancelled, Abated or Adjusted	
Other Educational Services		Total	3,004,050.78	Ending Balance	8,700.00
<b>STATUTORY EXPENDITURES</b>		EQUALIZED VALUATION BASIS		<b>CURRENT FINANCES ENDING BALANCE</b>	
Pensions & F. I. C. A.	39,400.00	FOR NET DEBT COMPUTATION		ASSETS	
Employee Fringe Benefits	62,000.00	REAL PROPERTY VALUATIONS		Cash	561,627.77
Other Statutory Expenditures	15,000.00	Code	Class	# of Parcels	% VAL'N
<b>MUNICIPAL FUNCTIONS</b>		1	Vacant Land	71	4.75
CAPITAL IMPROVEMENTS	1,049,880.25	2	Residential	536	82.53
DEBT SERVICE	12,469.00	3	Farm	3	.01
Principal Payments	45,000.00	4a	Commercial	37	9.98
Interest Payments	6,676.25	4b	Industrial		
DEFERRED CHARGES	9,320.00	4c	Apartments	2	2.73
SCHOOL, COUNTY, SPECIAL DISTRICT TAXES	1,559,198.53	Total	649		
RESERVE FOR UNCOLLECTED TAXES	157,440.23	Land Area		.60	Sq. Miles
EXPENDITURES	2,827,515.26	Net Valuation Taxable-Municipal		65,602,663	
		Net Valuation Taxable-County		88,901,029	
		State Equalized Valuation		91,063,569	
		State Equalization Ratio		71.45	

\*Includes County Health Service Taxes or County Open Space Tax. See Table 13.

Population 1990 **2,795**  
 Population 1994 **2,936**  
 S & P Rating  
 Moody Rating

General Tax Rate Per \$100. **3.67**  
 State Equalized Tax Rate **1.90**

**ALLOWAY TOWNSHIP - SALEM COUNTY**  
 Form of Government:  
**Township Committee**  
 Number of Members on Governing Body - 3

PER CAPITA:  
 Gross Debt **765.67** Gross Debt **1.58**  
 Net Debt **196.87** Net Debt **.41**  
 Debt Service **14.77** Tax Levy Collected **91.15**  
 Total Tax Levy **977.64** Tax Levy Cancelled, Abated or Adjusted **.06**  
 Municipal Expenditures **478.86**

EXPENDITURES-CURRENT YEAR		REVENUES REALIZED-CURRENT YEAR			PROPERTY TAXES-CURRENT YEAR	
<b>GENERAL GOVERNMENT</b>		<b>REVENUES REALIZED-CURRENT YEAR</b>			<b>STATE EQUALIZED TAX RATE</b>	
Governing Body & Public Boards		Property Taxes Collected		Local District School Taxes	<b>1.04</b>	<b>1,551,899.00</b>
Municipal Clerk		Payments in Lieu of Taxes	<b>2,535,839.24</b>	Regional & Consolidated School Tax		
Financial Administration	<b>382,192.64</b>	Delinquent Tax & Lien Collections	<b>259,847.47</b>	School Taxes in Municipal Budget		
Assessment of Taxes	<b>16,850.00</b>	Business Personalty Replacement Taxes	<b>29,017.88</b>	County Taxes	<b>.84</b> *	<b>1,249,831.21</b>
Collection of Taxes	<b>23,150.00</b>	Taxes from Public Utilities	<b>245,050.00</b>	County Library Taxes		
Planning, Housing & Development	<b>17,319.84</b>	Other Miscellaneous Tax Revenues		Local Municipal Purpose Taxes	<b>.03</b>	<b>38,000.00</b>
Human Resources	<b>14,664.44</b>	State Aid Revenues	<b>455,939.06</b>	Veteran & Senior Citizen Taxes		<b>38,850.00</b>
Elections	<b>250.00</b>	Federal Aid Revenues	<b>7,634.00</b>	Total Taxes for Rate Computation	<b>1.91</b>	<b>2,878,580.21</b>
General Administration (other)	<b>182,735.76</b>			Special District Taxes		
<b>JUDICIARY</b>		Sale of Acquired Property		Bank Corp. Taxes		
Municipal Courts	<b>18,600.00</b>	Other Miscellaneous Revenues	<b>314,453.72</b>	Added and Omitted Taxes		<b>30,621.36</b>
<b>PUBLIC SAFETY</b>		Total	<b>3,847,781.37</b>	Total Taxes Levied - ABSTRACT		<b>2,870,351.57</b>
Fire Protection	<b>17,195.20</b>	Prior Years Surplus Appropriated	<b>194,614.31</b>	Total Taxes Billed		<b>2,782,093.75</b>
Police Protection	<b>6,250.00</b>	<b>REVENUES TOTAL</b>	<b>4,042,395.68</b>	<b>TAXES COLLECTED</b>		<b>2,535,839.24</b>
Civil Defense & Disaster Control	<b>2,350.00</b>	Reserve For Uncollected Taxes	<b>309,430.00</b>	Taxes Cancelled, Abated or Adjusted		<b>1,615.52</b>
Environmental Inspection & Control	<b>21,760.00</b>	<b>CAPITAL OUTLAY TOTAL</b>	<b>169,571.53</b>	Transfer to Tax Title Liens or Foreclosed		<b>7,840.52</b>
Other Public Safety		Public Enterprises		Ending Balance		<b>326,798.47</b>
<b>PUBLIC WORKS</b>		Recreation-Culture		<b>PRIOR YEARS TAXES OUTSTANDING</b>		
Streets end Drainage	<b>127,410.56</b>	Public Works		Beginning Balance		<b>260,115.59</b>
Sewers and Sewage Processing		Buildings end Grounds	<b>169,571.53</b>	Collected		<b>255,582.13</b>
Garbage and Trash Disposal	<b>112,680.00</b>	Library and Education		Cancelled, Abated or Adjusted		
Public Buildings end Grounds	<b>8,250.00</b>	Conservation		Transfers to Tax Title Liens or Foreclosed		
Other Public Works	<b>33,008.33</b>	All Other		Ending Balance		<b>4,533.46</b>
<b>HEALTH end WELFARE</b>		<b>CAPITAL DEBT AUTHORIZED, ENDING BALANCE</b>		<b>TAX TITLE LIENS OUTSTANDING</b>		
Health Services Except Environmental	<b>1,075.00</b>	ISSUED AND UNISSUED		Beginning Balance		<b>27,626.05</b>
Welfare-Public Assistance	<b>4,900.00</b>	School	<b>1,670,000</b>	Transfer From Taxes		<b>7,840.52</b>
Hospital, Clinics, First Aid		Self-Liquidating		Redeemed		<b>4,265.34</b>
Animal, Insect, & Rodent Control	<b>6,500.00</b>	Other	<b>578,000</b>	Cancelled, Abated or Adjusted		<b>.02</b>
Other Welfare Services		Total	<b>2,248,000</b>	Transfers to Foreclosed Property		
<b>RECREATION and CONSERVATION</b>		ISSUED AND OUTSTANDING		Ending Balance		<b>31,201.21</b>
Beaches end Boardwalks		School	<b>1,670,000.00</b>	<b>PROPERTY ACQUIRED BY DEED OR FORECLOSURE</b>		
Parks, Playgrounds, Shade Trees	<b>4,000.00</b>	Self-Liquidating		Beginning Balance		<b>1,017,500.00</b>
Land Reclamation & Conservation	<b>7,650.00</b>	Other	<b>378,000.00</b>	Transfers From Taxes or Liens		
Other Recreational Services	<b>200.00</b>	Total	<b>2,048,000.00</b>	Sale for Cash		
<b>EDUCATION (excluding schools)</b>		<b>EQUALIZED VALUATION BASIS</b>		Cancelled, Abated or Adjusted		
Libraries	<b>250.00</b>	FOR NET DEBT COMPUTATION	<b>142,566,652</b>	Ending Balance		<b>1,017,500.00</b>
Other Educational Services	<b>100.00</b>	<b>REAL PROPERTY VALUATIONS</b>		<b>CURRENT FINANCES ENDING BALANCE</b>		
<b>STATUTORY EXPENDITURES</b>		Code Class # of Parcels % VAL'N ASSESSED VALUATION		<b>ASSETS</b>		
Pensions & F. I. C. A.	<b>17,588.97</b>	1 Vacant Land 545 5.95 4,563,500.00		Cash		<b>610,215.77</b>
Employee Fringe Benefits	<b>12,000.00</b>	2 Residential 895 70.36 53,961,400.00		Taxes Receivable		<b>331,331.93</b>
Other Statutory Expenditures		3 Farm 552 18.76 14,391,800.00		Tax Title Liens		<b>31,201.21</b>
<b>MUNICIPAL FUNCTIONS TOTAL</b>	<b>1,038,930.74</b>	4a Commercial 30 4.92 3,776,800.00		Foreclosed Property		<b>1,017,500.00</b>
<b>CAPITAL IMPROVEMENTS *MEMO*</b>	<b>45,000.00</b>	4b Industrial		Emergencies & Other Deferred Charges		<b>46,374.62</b>
<b>DEBT SERVICE</b>		4c Apartments		State and Federal Aid Receivable		
Principal Payments	<b>36,000.00</b>	Total 2022 76,693,500.00		Other Receivables		<b>1,522.37</b>
Interest Payments	<b>7,365.60</b>	Land Area 34.35 Sq. Miles		Total		<b>2,038,145.90</b>
<b>DEFERRED CHARGES</b>	<b>14,200.79</b>	Net Valuation Taxable-Municipal	<b>77,213,910</b>	<b>LIABILITIES, RESERVES, AND SURPLUS</b>		
<b>SCHOOL, COUNTY, SPECIAL DISTRICT TAXES</b>	<b>2,801,730.21</b>	Net Valuation Taxable-County	<b>149,618,430</b>	Cash Liabilities		<b>382,731.15</b>
<b>RESERVE FOR UNCOLLECTED TAXES</b>	<b>309,430.00</b>	State Equalized Valuation	<b>148,377,553</b>	Reserves for Receivables		<b>1,381,555.51</b>
<b>EXPENDITURES TOTAL</b>	<b>4,207,657.34</b>	State Equalization Ratio	<b>51.87</b>	Surplus		<b>273,859.24</b>
				Total		<b>2,038,145.90</b>

\*Includes County Health Service Taxes or County Open Space Tax See Table 13.

Population 1990 2,530  
Population 1994 2,556  
S & P Rating  
Moody Rating BAA

General Tax Rate Per \$100. 2.43  
State Equalized Tax Rate 2.42

ALPHA BOROUGH - WARREN COUNTY  
Form of Government:  
Borough Council  
Number of Members on Governing Body - 6

PER CAPITA  
Gross Debt 1,157.16  
Net Debt 891.63  
Debt Service 46.53  
Total Tax Levy 1,068.50  
Municipal Expenditures 541.43  
PER CENT.  
Gross Debt 2.60  
Net Debt 2.00  
Tax Levy Collected 94.92  
Tax Levy Cancelled, Abated or Adjusted

EXPENDITURES-CURRENT YEAR		REVENUES REALIZED-CURRENT YEAR			PROPERTY TAXES-CURRENT YEAR	
<b>GENERAL GOVERNMENT</b>					<b>STATE EQUALIZED TAX RATE</b>	
Governing Body & Public Boards		Property Taxes Collected	2,602,728.52		Local District School Taxes	1.32
Municipal Clerk		Payments in Lieu of Taxes			Regional & Consolidated School Tax	
Financial Administration	31,900.00	Delinquent Tax & Lien Collections	258,637.50		School Taxes in Municipal Budget	
Assessment of Taxes	17,242.00	Business Personalty Replacement Taxes	32,495.36		County Taxes	.67 *
Collection of Taxes	15,390.00	Taxes from Public Utilities	121,376.00		County Library Taxes	
Planning, Housing & Development	14,350.00	Other Miscellaneous Tax Revenues			Local Municipal Purpose Taxes	.42
Human Resources	47,457.00	State Aid Revenues	162,333.75		Veteran & Senior Citizen Taxes	
Elections	100.00	Federal Aid Revenues			Total Taxes for Rate Computation	2.41
General Administration (other)	149,065.00	Sale of Acquired Property			Special District Taxes	
<b>JUDICIARY</b>		Other Miscellaneous Revenues	171,767.90		Bank Corp. Taxes	
Municipal Courts	12,461.00				Added and Omitted Taxes	10,452.85
<b>PUBLIC SAFETY</b>		Total	3,349,339.03		Total Taxes Levied - ABSTRACT	2,731,098.61
Fire Protection	36,415.00	Prior Years Surplus Appropriated	408,720.00		Total Taxes Billed	2,742,102.80
Police Protection	172,884.00	<b>REVENUES</b>	<b>TOTAL</b>		<b>TAXES COLLECTED</b>	<b>2,602,723.57</b>
Civil Defense & Disaster Control	1,100.00	Reserve For Uncollected Taxes	208,848.00		Taxes Cancelled, Abated or Adjusted	
Environmental Inspection & Control	16,000.00	<b>CAPITAL OUTLAY</b>	<b>TOTAL</b>		Transfer to Tax Title Liens or Foreclosed	
Other Public Safety			97,339.20		Ending Balance	139,374.23
<b>PUBLIC WORKS</b>		Public Enterprises			<b>PRIOR YEARS TAXES OUTSTANDING</b>	
Streets and Drainage	113,450.00	Recreation-Culture			Beginning Balance	105,095.89
Sewers and Sewage Processing		Public Works	77,156.95		Collected	102,267.03
Garbage and Trash Disposal	156,000.00	Buildings and Grounds	20,182.25		Cancelled, Abated or Adjusted	
Public Buildings and Grounds	22,000.00	Library and Education			Transfers to Tax Title Liens or Foreclosed	
Other Public Works	20,000.00	Conservation			Ending Balance	2,828.86
<b>HEALTH and WELFARE</b>		All Other			<b>TAX TITLE LIENS OUTSTANDING</b>	
Health Services Except Environmental	300.00	<b>CAPITAL DEBT AUTHORIZED, ENDING BALANCE</b>			Beginning Balance	216,553.45
Welfare-Public Assistance	800.00	<b>ISSUED AND UNISSUED</b>	<b>GROSS DEBT</b>		Transfer From Taxes	
Hospital, Clinics, First Aid		School			Redeemed	156,370.47
Animal, Insect, & Rodent Control	2,850.00	Self-Liquidating	678,710		Cancelled, Abated or Adjusted	
Other Welfare Services		Other	2,279,000		Transfers to Foreclosed Property	
<b>RECREATION and CONSERVATION</b>		Total	2,957,710		Ending Balance	60,182.98
Beeches and Boardwalks		<b>ISSUED AND OUTSTANDING</b>			<b>PROPERTY ACQUIRED BY DEED OR FORECLOSURE</b>	
Perks, Playgrounds, Shede Trees	10,000.00	School			Beginning Balance	28,092.50
Land Reclamation & Conservation		Self-Liquidating	608,135.49		Transfers From Taxes or Liens	
Other Recreational Services	30,000.00	Other	1,139,000.00		Sale for Cash	
<b>EDUCATION (excluding schools)</b>		Total	1,747,135.49		Cancelled, Abated or Adjusted	
Libraries	38,614.00	<b>EQUALIZED VALUATION BASIS FOR NET DEBT COMPUTATION</b>	113,834,275		Ending Balance	28,092.50
Other Educational Services		<b>REAL PROPERTY VALUATIONS</b>			<b>CURRENT FINANCES ENDING BALANCE</b>	
<b>STATUTORY EXPENDITURES</b>		<b>Code</b>	<b>Class</b>		<b>ASSETS</b>	
Pensions & F. I. C. A.	36,635.00	1	Vacant Land 78 2.51		Cash	1,047,949.22
Employee Fringe Benefits	73,215.00	2	Residential 756 72.46		Taxes Receivable	142,203.14
Other Statutory Expenditures	1,500.00	3	Farm 21 .86		Tax Title Liens	60,182.98
<b>MUNICIPAL FUNCTIONS</b>		4a	Commercial 49 10.31		Foreclosed Property	28,092.50
<b>CAPITAL IMPROVEMENTS</b>		4b	Industrial 14 9.33		Emergencies & Other Deferred Charges	6,000.00
<b>DEBT SERVICE</b>		4c	Apartments 10 4.53		State and Federal Aid Receivable	4,295.09
Principal Payments	40,000.00	Total	928		Other Receivables	32,193.85
Interest Payments	78,925.20	Land Area	1.70 Sq. Miles		Total	1,320,916.78
<b>DEFERRED CHARGES</b>		Net Valuation Taxable-Municipal	112,413,577		<b>LIABILITIES, RESERVES, AND SURPLUS</b>	
SCHOOL, COUNTY, SPECIAL DISTRICT TAXES	2,251,391.76	Net Valuation Taxable-County	116,147,414		Cash Liabilities	443,333.93
RESERVE FOR UNCOLLECTED TAXES	208,848.00	State Equalized Valuation	112,773,528		Reserves for Receivables	262,672.47
<b>EXPENDITURES</b>		State Equalization Ratio	99.68		Surplus	614,910.38
<b>TOTAL</b>	<b>1,019,728.00</b>				Total	1,320,916.78
<b>*MEMO*</b>	<b>65,000.00</b>					

:Includes County Health Service Taxes or County Open Specie Tax. See Table 13.

0202

Population 1990 1,716  
 Population 1994 1,772  
 S & P Rating AA+  
 Moody Rating AA1

General Tax Rate Par \$100. 1.00  
 State Equalized Tax Rate .97

ALPINE BOROUGH - BERGEN COUNTY

Form of Government:

Borough Council

Number of Members on Governing Body - 6

PER CAPITA:

Gross Debt 1,626.41  
 Net Debt 1,626.41  
 Debt Service 199.38  
 Total Tax Levy 3,883.68  
 Municipal Expenditures 1,635.74

PER CENT:

Gross Debt .35  
 Net Debt .35  
 Tax Levy Collected 95.36  
 Tax Levy Cancelled, Abated or Adjusted .36

EXPENDITURES-CURRENT YEAR		REVENUES REALIZED-CURRENT YEAR		PROPERTY TAXES-CURRENT YEAR	
<b>GENERAL GOVERNMENT</b>		<b>REVENUES REALIZED-CURRENT YEAR</b>		<b>PROPERTY TAXES-CURRENT YEAR</b>	
Governing Body & Public Boards		Property Taxes Collected	6,566,832.00	STATE EQUALIZED TAX RATE	.97
Municipal Clerk		Payments in Lieu of Taxes	45,620.00	Local District School Taxes	3,315,575.00
Financial Administration	67,684.00	Delinquent Tax & Lien Collections	293,275.00	Regional & Consolidated School Tax	
Assessment of Taxes	11,398.00	Business Personality Reapportionment Taxes	14,813.00	School Taxes in Municipal Budget	
Collection of Taxes	17,303.00	Taxes from Public Utilities	359,511.00	County Taxes	.31 *
Planning, Housing & Development	15,596.00	Other Miscellaneous Tax Revenues		County Library Taxes	
Human Resources	75,519.00	State Aid Revenues	104,494.00	Local Municipal Purpose Taxes	.19
Elections	1,310.00	Federal Aid Revenues		Veteran & Senior Citizen Taxes	4,900.00
General Administration (other)	212,877.00			Total Taxes for Rate Computation	.97
<b>JUDICIARY</b>		Sale of Acquired Property		Special District Taxes	
Municipal Courts	25,816.00	Other Miscellaneous Revenues	284,848.00	Bank Corp. Taxes	
<b>PUBLIC SAFETY</b>		Total	7,669,193.00	Add and Omitted Taxes	23,731.00
Fire Protection	76,104.00	Prior Years Surplus Appropriated	655,000.00	Total Taxes Levied - ABSTRACT	6,881,888.42
Police Protection	888,838.00	REVENUES TOTAL	8,324,193.00	Total Taxes Billed	6,887,720.00
Civil Defense & Disaster Control	1,500.00	Reserve for Uncollected Taxes	448,000.00	TAXES COLLECTED	6,566,832.00
Environmental Inspection & Control	67,644.00	<b>CAPITAL OUTLAY TOTAL</b>		Taxes Cancelled, Abated or Adjusted	25,099.00
Other Public Safety			164,062.00	Transfer to Tax Title Liens or Foreclosed	
<b>PUBLIC WORKS</b>		<b>CAPITAL DEBT AUTHORIZED, ENDING BALANCE</b>		Ending Balance	295,789.00
Streets and Drainage	203,027.00	ISSUED AND UNISSUED	GROSS DEBT	<b>PRIOR YEARS TAXES OUTSTANDING</b>	
Sewers and Sewage Processing		School		Beginning Balance	300,836.00
Garbage and Trash Disposal		Self-Liquidating		Collected	293,275.00
Public Buildings and Grounds	22,216.00	Other	2,524,051	Cancelled, Abated or Adjusted	
Other Public Works	16,000.00	Total	2,524,051	Transfers to Tax Title Liens or Foreclosed	
<b>HEALTH and WELFARE</b>		ISSUED AND OUTSTANDING		Ending Balance	7,561.00
Health Services Except Environmental	22,000.00	School		<b>TAX TITLE LIENS OUTSTANDING</b>	
Welfare-Public Assistance	363.00	Self-Liquidating		Beginning Balance	
Hospital, Clinics, First Aid		Other	2,364,000.00	Transfer From Taxes	
Animal, Insect, & Rodent Control	3,500.00	Total	2,364,000.00	Redeemed	
Other Welfare Services		<b>EQUALIZED VALUATION BASIS FOR NET DEBT COMPUTATION</b>		Cancelled, Abated or Adjusted	
<b>RECREATION and CONSERVATION</b>		724,542,698		Transfers to Foreclosed Property	
Beaches and Boardwalks		<b>REAL PROPERTY VALUATIONS</b>		Ending Balance	
Parks, Playgrounds, Shaded Trails	1,000.00	Code	Class	# of Parcels	% VAL'N
Land Reclamation & Conservation	26,808.00	1	Vacant Land	115	10.00
Other Recreational Services	3,250.00	2	Residential	590	84.25
<b>EDUCATION (excluding schools)</b>		3	Farm		
Libraries		4a	Commercial	19	5.74
Other Educational Services	500.00	4b	Industrial		
<b>STATUTORY EXPENDITURES</b>		4c	Apartments		
Pensions & F. I. C. A.	143,697.00	Total	724		
Employee Fringe Benefits	159,335.00	Land Area	6.20	Sq. Miles	
Other Statutory Expenditures		Net Valuation Taxable-Municipal			686,398,945
<b>MUNICIPAL FUNCTIONS TOTAL</b>		Net Valuation Taxable-County			764,170,031
CAPITAL IMPROVEMENTS	10,000.00	State Equalized Valuation			704,338,204
<b>DEBT SERVICE</b>		State Equalization Ratio			97.45
Principal Payments	200,000.00	<b>PROPERTY TAXES-CURRENT YEAR</b>		<b>PROPERTY TAXES-CURRENT YEAR</b>	
Interest Payments	153,301.00	<b>PROPERTY TAXES-CURRENT YEAR</b>		<b>PROPERTY TAXES-CURRENT YEAR</b>	
<b>DEFERRED CHARGES</b>		<b>PROPERTY TAXES-CURRENT YEAR</b>		<b>PROPERTY TAXES-CURRENT YEAR</b>	
SCHOOL, COUNTY, SPECIAL DISTRICT TAXES	73,941.00	<b>PROPERTY TAXES-CURRENT YEAR</b>		<b>PROPERTY TAXES-CURRENT YEAR</b>	
RESERVE FOR UNCOLLECTED TAXES	5,505,600.42	<b>PROPERTY TAXES-CURRENT YEAR</b>		<b>PROPERTY TAXES-CURRENT YEAR</b>	
EXPENDITURES TOTAL	8,404,127.42	<b>PROPERTY TAXES-CURRENT YEAR</b>		<b>PROPERTY TAXES-CURRENT YEAR</b>	

\*Includes County Health Service Taxes or County Open Space Tax. See Table 13.

1901  
 Population 1990 700  
 Population 1994 730  
 S & P Rating  
 Moody Rating

General Tax Rate Per \$100. 1.98  
 State Equalized Tax Rate 2.22

ANDOVER BOROUGH - SUSSEX COUNTY  
 Form of Government:  
 Borough Council  
 Number of Members on Governing Body - 6

PER CAPITA:  
 Gross Debt 4.11  
 Net Debt 4.11  
 Debt Service  
 Total Tax Levy 1,166.81  
 Municipal Expenditures 605.76

PER CENT:  
 Gross Debt .01  
 Net Debt .01  
 Tax Levy Collected 90.74  
 Tax Levy Cancelled, Abated or Adjusted .32

EXPENDITURES-CURRENT YEAR	REVENUES REALIZED-CURRENT YEAR	PROPERTY TAXES-CURRENT YEAR
<b>GENERAL GOVERNMENT</b>		<b>STATE EQUALIZED TAX RATE</b> →
Governing Body & Public Boards 23,510.00	Property Taxes Collected 774,121.07	Local District School Taxes
Municipal Clerk 18,700.00	Payments in Lieu of Taxes	Regional & Consolidated School Tax 1.47 560,827.23
Financial Administration 11,515.00	Delinquent Tax & Lien Collections 74,524.84	School Taxes In Municipal Budget
Assessment of Taxes 7,000.00	Business Personalty Replacement Taxes 12,634.00	County Taxes .45 * 171,568.44
Collection of Taxes 10,855.00	Taxes from Public Utilities 116,480.00	County Library Taxes .04 14,331.68
Planning, Housing & Development 19,603.20	Other Miscellaneous Tax Revenues	Local Municipal Purpose Taxes .27 105,046.00
Human Resources 4,000.00	State Aid Revenues 48,345.15	Veteran & Senior Citizen Taxes 3,900.00
Elections	Federal Aid Revenues	Total Taxes for Rate Computation 2.23 855,673.35
General Administration (other) 46,052.80		Special District Taxes
<b>JUDICIARY</b>		Bank Corp. Taxes
Municipal Courts 25,798.00	Sale of Acquired Property	Added and Omitted Taxes
<b>PUBLIC SAFETY</b>	Other Miscellaneous Revenues 48,475.96	Total Taxes Levied - ABSTRACT 851,773.35
Fire Protection 43,787.00	Total 1,074,581.02	Total Taxes Billed 853,074.41
Police Protection 9,900.00	Prior Years Surplus Appropriated 95,041.00	<b>TAXES COLLECTED</b> 774,121.07
Civil Defense & Disaster Control 781.00	<b>REVENUES TOTAL</b> 1,169,622.02	Taxes Cancelled, Abated or Adjusted 2,766.10
Environmental Inspection & Control 18,015.00	Reserve For Uncollected Taxes 92,616.00	Transfer to Tax Title Liens or Foreclosed 8,469.44
Other Public Safety	<b>CAPITAL OUTLAY TOTAL</b> 6,888.12	Ending Balance 67,717.90
<b>PUBLIC WORKS</b>		<b>PRIOR YEARS TAXES OUTSTANDING</b>
Streets and Drainage 43,407.00	Public Enterprises	Beginning Balance 74,584.99
Sewers and Sewage Processing 4,620.00	Recreation-Culture 765.64	Collected 74,524.84
Garbage and Trash Disposal 8,500.00	Public Works	Cancelled, Abated or Adjusted
Public Buildings and Grounds 11,604.00	Buildings and Grounds 6,122.48	Transfers to Tax Title Liens or Foreclosed 7.96
Other Public Works	Library and Education	Ending Balance 52.19
<b>HEALTH and WELFARE</b>	Conservation	<b>TAX TITLE LIENS OUTSTANDING</b>
Health Services Except Environmental 4,990.00	All Other	Beginning Balance 26,129.37
Welfare-Public Assistance 708.00		Transfer From Taxes 8,501.38
Hospital, Clinics, First Aid 500.00	<b>CAPITAL DEBT AUTHORIZED, ENDING BALANCE</b>	Redeemed
Animal, Insect, & Rodent Control 2,852.00	<b>ISSUED AND UNISSUED GROSS DEBT NET DEBT</b>	Cancelled, Abated or Adjusted
Other Welfare Services	School	Transfers to Foreclosed Property
<b>RECREATION and CONSERVATION</b>	Sell-Liquidating	Ending Balance 34,630.75
Beeches and Boardwalks	Other 3,000	<b>PROPERTY ACQUIRED BY DEED OR FORECLOSURE</b>
Perks, Playgrounds, Shade Trees 14,000.00	Total 3,000	Beginning Balance
Land Reclamation & Conservation 539.00	<b>ISSUED AND OUTSTANDING</b>	Transfers From Taxes or Liens
Other Recreational Services 3,000.00	School	Sale for Cash
<b>EDUCATION (excluding schools)</b>	Sell-Liquidating	Cancelled, Abated or Adjusted
Libraries	Other	Ending Balance
Other Educational Services	Total	<b>CURRENT FINANCES ENDING BALANCE</b>
<b>STATUTORY EXPENDITURES</b>	<b>EQUALIZED VALUATION BASIS FOR NET DEBT COMPUTATION</b> 38,150,932	<b>ASSETS</b>
Pensions & F. I. C. A. 11,700.00	<b>REAL PROPERTY VALUATIONS</b>	Cash 390,782.41
Employee Fringe Benefits 650.00	Code Class # of Parcels % VAL'N ASSESSED VALUATION	Taxes Receivable 67,769.99
Other Statutory Expenditures	1 Vacant Land 57 4.11 1,736,700.00	Tax Title Liens 34,630.75
<b>MUNICIPAL FUNCTIONS TOTAL</b> 346,587.00	2 Residential 187 63.76 26,975,700.00	Foreclosed Property
<b>CAPITAL IMPROVEMENTS *MEMO*</b> 12,000.00	3 Farm 25 2.99 1,263,900.00	Emergencies & Other Deferred Charges
<b>DEBT SERVICE</b>	4a Commercial 44 26.50 11,210,700.00	State and Federal Aid Receivable 772.69
Prinicipal Payments	4b Industrial 1 .36 150,200.00	Other Receivables 2,856.51
Interest Payments	4c Apartments 2 2.29 968,100.00	Total 496,812.35
<b>DEFERRED CHARGES</b> 3,000.00	Total 316 42,305,300.00	<b>LIABILITIES, RESERVES, AND SURPLUS</b>
<b>SCHOOL, COUNTY, SPECIAL DISTRICT TAXES</b> 746,727.35	Lend Area 1.40 Sq. Miles	Cash Liabilities 222,987.04
<b>RESERVE FOR UNCOLLECTED TAXES</b> 92,616.00	Net Valuation Taxable-Municipal 42,868,061	Reserves for Receivables 103,397.17
<b>EXPENDITURES TOTAL</b> 1,188,930.35	Net Valuation Taxable-County 37,841,230	Surplus 170,428.14
	State Equalized Valuation 38,271,380	Total 496,812.35
	State Equalization Ratio 112.19	

\*Includes County Health Service Taxes or County Open Specie Tax. See Table 13

1992  
 Population 1990 5,438  
 Population 1994 5,718  
 S & P Rating  
 Moody Rating A

General Tax Rate Per \$100. 2.65  
 State Equalized Tax Rate 2.49

**ANDOVER TOWNSHIP - SUSSEX COUNTY**  
 Form of Government:  
**Township Committee**  
 Number of Members on Governing Body - 5

PER CAPITA:  
 Gross Debt 285.24  
 Net Debt 285.24  
 Debt Service 39.48  
 Total Tax Levy 1,535.56  
 Municipal Expenditures 644.08

PER CENT:  
 Gross Debt .49  
 Net Debt .48  
 Tax Levy Collected 94.26  
 Tax Levy Cancelled, Abated or Adjusted 1.51

EXPENDITURES-CURRENT YEAR		REVENUES REALIZED-CURRENT YEAR		PROPERTY TAXES-CURRENT YEAR	
<b>GENERAL GOVERNMENT</b>		<b>REVENUES REALIZED-CURRENT YEAR</b>		<b>PROPERTY TAXES-CURRENT YEAR</b>	
Governing Body & Public Boards		Property Taxes Collected 8,284,376.64		STATE EQUALIZED TAX RATE	
Municipal Clerk		Payments in Lieu of Taxes		Local District School Taxes	
Financial Administration 104,907.00		Delinquent Tax & Lien Collections 508,921.41		Regional & Consolidated School Tax 1.41 4,876,891.78	
Assessment of Taxes 32,224.00		Business Personalty Replacement Taxes 62,436.28		School Taxes in Municipal Budget	
Collection of Taxes 34,611.00		Texes from Public Utilities 306,456.00		County Taxes .44 * 1,513,952.89	
Planning, Housing & Development 66,808.03		Other Miscellaneous Tax Revenues		County Library Taxes .04 126,617.52	
Human Resources 74,104.00		State Aid Revenues 309,289.94		Local Municipal Purpose Taxes .61 2,119,130.85	
Elections		Federal Aid Revenues		Veteran & Senior Citizen Taxes 23,950.00	
General Administration (other) 408,775.97		Sale of Acquired Property		Total Taxes for Rate Computation 2.50 8,660,543.03	
<b>JUDICIARY</b>		Other Miscellaneous Revenues 421,183.85		Special District Taxes	
Municipal Courts 30,880.00		Total 9,892,662.12		Bank Corp. Taxes	
<b>PUBLIC SAFETY</b>		Prior Years Surplus Appropriated 500,000.00		Added and Omitted Taxes 143,732.02	
Fire Protection 27,279.00		REVENUES TOTAL 10,392,662.12		Total Taxes Levied - ABSTRACT 8,780,325.05	
Police Protection 530,446.57		Reserve For Uncollected Taxes 675,758.91		Total Taxes Billed 8,788,938.91	
Civil Defense & Disaster Control 300.00		CAPITAL OUTLAY TOTAL 443,479.46		TAXES COLLECTED 8,284,376.64	
Environmental Inspection & Control 58,290.00		Public Enterprises		Taxes Cancelled, Abated or Adjusted 132,454.09	
Other Public Safety		Recreation-Culture		Transfer to Tax Title Liens or Foreclosed 14,792.26	
<b>PUBLIC WORKS</b>		Public Works 342,872.03		Ending Balance 357,315.92	
Streets and Drainage 504,766.72		Buildings and Grounds 100,607.43		<b>PRIOR YEARS TAXES OUTSTANDING</b>	
Sewers and Sewage Processing 27,352.00		Library and Education		Beginning Balance 539,617.29	
Garbage and Trash Disposal 371,900.00		Conservation		Collected 505,062.72	
Public Buildings and Grounds 116,300.00		All Other		Cancelled, Abated or Adjusted 13,060.64	
<b>HEALTH and WELFARE</b>		CAPITAL DEBT AUTHORIZED, ENDING BALANCE		Transfers to Tax Title Liens or Foreclosed 3,159.45	
Health Services Except Environmental 6,016.00		ISSUED AND UNISSUED GROSS DEBT NET DEBT		Ending Balance 18,334.47	
Welfare-Public Assistance 9,655.00		School 1,631,000 1,631,000		<b>TAX TITLE LIENS OUTSTANDING</b>	
Hospital, Clinics, First Aid		Self-Liquidating 1,631,000 1,631,000		Beginning Balance 25,455.82	
Animal, Insect, & Rodent Control 4,770.00		Other 1,631,000 1,631,000		Transfer From Taxes 18,514.07	
Other Welfare Services		ISSUED AND OUTSTANDING		Redeemed 3,858.69	
<b>RECREATION and CONSERVATION</b>		School		Cancelled, Abated or Adjusted	
Beeches and Boardwalks 12,295.00		Self-Liquidating		Transfers to Foreclosed Property	
Parks, Playgrounds, Shede Trees 200.00		Other 1,631,000.00		Ending Balance 40,111.20	
Land Reclamation & Conservation 3,301.00		Total 1,631,000.00		<b>PROPERTY ACQUIRED BY DEED OR FORECLOSURE</b>	
Other Recreational Services		EQUALIZED VALUATION BASIS FOR NET DEBT COMPUTATION 339,772,280		Beginning Balance 7,600.00	
<b>EDUCATION (excluding schools)</b>		REAL PROPERTY VALUATIONS		Transfers From Taxes or Liens	
Libraries		Code Class # of Parcels % VAL'N ASSESSED VALUATION		Sale for Cash	
Other Educational Services		1 Vacant Land 382 8.99 29,107,000.00		Cancelled, Abated or Adjusted	
<b>STATUTORY EXPENDITURES</b>		2 Residential 1599 66.75 216,028,400.00		Ending Balance 7,600.00	
Pensions & F. I. C. A. 122,728.00		3 Farm 248 5.74 18,580,700.00		<b>CURRENT FINANCES ENDING BALANCE</b>	
Employee Fringe Benefits 202,300.00		4a Commercial 102 16.63 53,835,100.00		ASSETS	
Other Statutory Expenditures 100.00		4b Industrial 11 1.23 3,966,900.00		Cash 1,599,149.88	
<b>MUNICIPAL FUNCTIONS</b>		4c Apartments 10 .65 2,108,300.00		Taxes Receivable 375,650.39	
TOTAL 2,750,309.29		Total 2352 323,626,400.00		Tax Title Liens 40,111.20	
<b>CAPITAL IMPROVEMENTS</b> *MEMO* 98,000.00		Land Area 21.20 Sq. Miles		Foreclosed Property 7,600.00	
<b>DEBT SERVICE</b>		Net Valuation Taxable-Municipal 325,007,778		Emergencies & Other Deferred Cherges 75,800.00	
Principal Payments 150,000.00		Net Valuation Taxable-County 339,152,419		State and Federal Aid Receivable 7,121.68	
Interest Payments 75,767.50		State Equalized Valuation 345,774,695		Other Receivables 45,250.00	
<b>DEFERRED CHARGES</b> 31,000.00		State Equalization Ratio 93.97		Total 2,150,683.15	
SCHOOL, COUNTY, SPECIAL DISTRICT TAXES 6,517,462.18		LIABILITIES, RESERVES, AND SURPLUS		Cash Liabilities 505,673.10	
RESERVE FOR UNCOLLECTED TAXES 675,758.91		Cash Liabilities 505,673.10		Reserves for Receivables 468,611.59	
<b>EXPENDITURES</b> TOTAL 10,200,297.88		Net Valuation Taxable-Municipal 325,007,778		Surplus 1,176,398.46	
		Net Valuation Taxable-County 339,152,419		Total 2,150,683.15	
		State Equalized Valuation 345,774,695			
		State Equalization Ratio 93.97			

\*Includes County Health Service Taxes or County Open Space Tax. See Table 13.

Population 1990 16,799  
 Population 1994 17,143  
 S & P Rating  
 Moody Rating A

General Tax Rate Per \$100. 3.67  
 State Equalized Tax Rate 3.67

ASBURY PARK CITY - MONMOUTH CO.  
 Form of Government:  
**Council-Manager (1923)**  
 Number of Members on Governing Body - 5

PER CAPITA:  
 Gross Debt 1,288.89  
 Net Debt 352.18  
 Debt Service 32.35  
 Total Tax Levy 845.57  
 Municipal Expenditures 1,239.84

PER CENT:  
 Gross Debt 5.70  
 Net Debt 1.56  
 Tax Levy Collected 85.64  
 Tax Levy Cancelled, Abated or Adjusted 1.70

EXPENDITURES-CURRENT YEAR		REVENUES REALIZED-CURRENT YEAR		PROPERTY TAXES-CURRENT YEAR			
<b>GENERAL GOVERNMENT</b>		<b>REVENUES REALIZED-CURRENT YEAR</b>		<b>STATE EQUALIZED TAX RATE</b>			
Governing Body & Public Boards	67,600.00	Property Taxes Collected	12,416,728.00	Local District School Taxes	1.34		
Municipal Clerk	127,043.00	Payments in Lieu of Taxes	327,831.31	Regional & Consolidated School Tax			
Financial Administration	366,615.00	Delinquent Tax & Lien Collections	2,397,203.46	School Taxes in Municipal Budget	.01		
Assessment of Taxes	102,867.00	Business Personality Replacement Taxes	466,926.12	County Taxes	.46 *		
Collection of Taxes	158,743.00	Taxes from Public Utilities	1,026,067.00	County Library Taxes			
Planning, Housing & Development	19,600.00	Other Miscellaneous Tax Revenues		Local Municipal Purpose Taxes	1.86		
Human Resources	1,081,770.00	State Aid Revenues	7,653,793.70	Veteran & Senior Citizen Taxes			
Elections	4,387.00	Federal Aid Revenues		Total Taxes for Rate Computation	3.67		
General Administration (other)	1,801,406.00			Special District Taxes			
<b>JUDICIARY</b>		Sale of Acquired Property		Bank Corp. Taxes			
Municipal Courts	261,000.00	Other Miscellaneous Revenues	2,516,637.94	Added and Omitted Taxes	28,562.00		
<b>PUBLIC SAFETY</b>				Total Taxes Levied - ABSTRACT	14,495,588.91		
Fire Protection	2,826,302.00			Total Taxes Billed	14,499,182.00		
Police Protection	3,615,736.00	Prior Years Surplus Appropriated	200,000.00	TAXES COLLECTED	12,416,728.00		
Civil Defense & Disaster Control	7,000.00	REVENUES TOTAL	27,005,187.53	Taxes Cancelled, Abated or Adjusted	247,158.00		
Environmental Inspection & Control	259,460.00	Reserve For Uncollected Taxes	3,059,598.34	Transfer to Tax Title Liens or Foreclosed	949,421.00		
Other Public Safety				Ending Balance	885,875.00		
<b>PUBLIC WORKS</b>		<b>CAPITAL OUTLAY TOTAL</b>		<b>PRIOR YEARS TAXES OUTSTANDING</b>			
Streets and Drainage	719,000.00	Public Enterprises	531,124.00	Beginning Balance	2,634,175.00		
Sewers and Sewage Processing	1,391,787.00	Recreation-Culture	372,753.00	Collected	1,172,231.00		
Garbage and Trash Disposal		Public Works		Cancelled, Abated or Adjusted	1,312,697.00		
Public Buildings and Grounds	128,570.00	Buildings and Grounds	158,371.00	Transfers to Tax Title Liens or Foreclosed	8,887.00		
Other Public Works	1,070,618.00	Library and Education		Ending Balance	140,360.00		
<b>HEALTH and WELFARE</b>		<b>CAPITAL DEBT AUTHORIZED, ENDING BALANCE</b>		<b>TAX TITLE LIENS OUTSTANDING</b>			
Health Services Except Environmental	83,282.00	ISSUED AND UNISSUED		Beginning Balance	3,741,986.00		
Welfare-Public Assistance	136,197.00	School	17,113,600	Transfer From Taxes	1,040,530.00		
Hospital, Clinics, First Aid		Self-Liquidating	70,340	Redeemed	1,224,972.00		
Animal, Insect, & Rodent Control		Other	4,911,500	Cancelled, Abated or Adjusted			
Other Welfare Services	26,630.00	Total	22,095,440	Transfers to Foreclosed Property			
<b>RECREATION and CONSERVATION</b>		<b>ISSUED AND OUTSTANDING</b>		Ending Balance	3,557,544.00		
Beeches and Boardwalks	94,000.00	School	17,113,300.00	<b>PROPERTY ACQUIRED BY DEED OR FORECLOSURE</b>			
Parks, Playgrounds, Shade Trees	41,699.00	Self-Liquidating		Beginning Balance	602,500.00		
Land Reclamation & Conservation	281,735.00	Other	2,009,000.00	Transfers From Taxes or Liens			
Other Recreational Services	38,800.00	Total	19,122,300.00	Sale for Cash			
<b>EDUCATION (excluding schools)</b>		<b>EQUALIZED VALUATION BASIS</b>		Cancelled, Abated or Adjusted			
Libraries	238,500.00	FOR NET DEBT COMPUTATION	387,766,307	Ending Balance	602,500.00		
Other Educational Services		<b>REAL PROPERTY VALUATIONS</b>		<b>CURRENT FINANCES ENDING BALANCE</b>			
<b>STATUTORY EXPENDITURES</b>		Code	Class	# of Parcels	% VAL'N	ASSETS	
Pensions & F. I. C. A.	1,101,253.00	1	Vacant Land	264	1.31	Cash	
Employee Fringe Benefits	1,311,000.00	2	Residential	2663	55.37	Taxes Receivable	
Other Statutory Expenditures		3	Farm			Tax Title Liens	
<b>MUNICIPAL FUNCTIONS</b>		4e	Commercial	440	24.85	Foreclosed Property	
<b>CAPITAL IMPROVEMENTS</b>		4b	Industrial	5	.30	Emergencies & Other Deferred Charges	
<b>DEBT SERVICE</b>		4c	Apartments	165	18.17	State and Federal Aid Receivable	
Principal Payments	295,000.00	Total		3537		Other Receivables	
Interest Payments	259,529.00	Land Area	1.50	Sq. Miles		Total	
<b>TYPE I SCHL DEBT *MEMO</b>	188,968.00	Net Valuation Taxable-Municipal				10,608,681.00	
<b>DEFERRED CHARGES</b>	277,931.14	Net Valuation Taxable-County				<b>LIABILITIES, RESERVES, AND SURPLUS</b>	
<b>SCHOOL, COUNTY, SPECIAL DISTRICT TAXES</b>	7,150,820.51	State Equalized Valuation				Cash Liabilities	
<b>RESERVE FOR UNCOLLECTED TAXES</b>	3,059,598.34	State Equalization Ratio				Reserves for Receivables	
<b>EXPENDITURES TOTAL</b>	28,405,478.99					Surplus	
						Total	

Population 1990 **37,986**  
 Population 1994 **38,215**  
 S & P Rating **A-**  
 Moody Rating **AAA**

General Tax Rate Per \$100. **2.68**  
 State Equalized Tax Rate **2.33**

**ATLANTIC CITY CITY - ATLANTIC COUNTY**  
 Form of Government:  
**Mayor-Council Plan D (OMCL 50)**  
 Number of Members on Governing Body - 5

PER CAPITA:  
 Gross Debt **5,152.47**  
 Net Debt **2,011.47**  
 Debt Service **280.53**  
 Total Tax Levy **6,345.03**  
 Municipal Expenditures **3,540.09**

PER CENT:  
 Gross Debt **2.89**  
 Net Debt **1.13**  
 Tax Levy Collected **94.26**  
 Tax Levy Cancelled, Abated or Adjusted **1.09**

EXPENDITURES-CURRENT YEAR		REVENUES REALIZED-CURRENT YEAR		PROPERTY TAXES-CURRENT YEAR	
<b>GENERAL GOVERNMENT</b>				<b>STATE EQUALIZED TAX RATE</b>	
Governing Body & Public Boards	1,449,367.00	Property Taxes Collected	156,518,531.61	Local District School Taxes	80 42,248,322.50
Municipal Clerk		Payments In Lieu of Taxes	1,508,273.44	Regional & Consolidated School Tax	
Financial Administration	2,244,307.54	Delinquent Tax & Lien Collections	12,300,910.33	School Taxes in Municipal Budget	
Assessment of Taxes	428,217.00	Business Personally Replacement Taxes	1,699,035.12	County Taxes	46 * 32,187,875.25
Collection of Taxes	527,583.00	Texas from Public Utilities	6,316,096.00	County Library Taxes	
Planning, Housing & Development	1,495,454.00	Other Miscellaneous Tax Revenues		Local Municipal Purpose Taxes	1.28 89,993,342.49
Human Resources	1,016,013.88	State Aid Revenues	6,263,518.96	Veteran & Senior Citizen Taxes	195,900.00
Elections		Federal Aid Revenues	30,690.00	Total Taxes for Rate Computation	2.34 164,625,440.24
General Administration (other)	20,879,344.61	Sale of Acquired Property		Special District Taxes	1,444,769.00
<b>JUDICIARY</b>		Other Miscellaneous Revenues	24,383,321.25	Bank Corp. Taxes	
Municipal Courts	1,434,228.00			Add and Omitted Taxes	171,036.79
<b>PUBLIC SAFETY</b>		Total	209,020,376.71	Total Taxes Levied - ABSTRACT	166,045,346.03
Fire Protection	18,911,631.00	Prior Years Surplus Appropriated	6,050,900.00	Total Taxes Billed	166,056,468.00
Police Protection	30,578,343.91	<b>REVENUES</b>	<b>215,071,276.71</b>	<b>TAXES COLLECTED</b>	<b>156,518,531.61</b>
Civil Defense & Disaster Control	251,366.00	Reserve For Uncollected Taxes	9,164,169.86	Taxes Cancelled, Abated or Adjusted	1,818,276.08
Environmental Inspection & Control	1,455,421.00	<b>CAPITAL OUTLAY</b>	<b>9,820,359.74</b>	Transfer to Tax Title Liens or Foreclosed	274,648.25
Other Public Safety	94,141.00	<b>TOTAL</b>	<b>9,820,359.74</b>	Ending Balance	7,445,012.06
<b>PUBLIC WORKS</b>		<b>CAPITAL DEBT AUTHORIZED, ENDING BALANCE</b>		<b>PRIOR YEARS TAXES OUTSTANDING</b>	
Streets and Drainage	1,720,698.00	ISSUED AND UNISSUED		Beginning Balance	11,625,589.38
Sewers and Sewage Processing	5,309,600.00	School	97,836,000	Collected	4,475,617.81
Garbage and Trash Disposal		Self-Liquidating	46,458	Cancelled, Abated or Adjusted	487,144.36
Public Buildings and Grounds	3,901,176.00	Other	99,019,000	Transfers to Tax Title Liens or Foreclosed	3,968,903.97
Other Public Works	805,903.00	Total	196,901,458	Ending Balance	2,693,923.24
<b>HEALTH and WELFARE</b>		ISSUED AND OUTSTANDING		<b>TAX TITLE LIENS OUTSTANDING</b>	
Health Services Except Environmental	1,836,272.79	School	97,836,000.00	Beginning Balance	8,939,183.94
Welfare-Public Assistance	1,250,778.00	Self-Liquidating		Transfer From Taxes	4,243,552.22
Hospital, Clinics, First Aid	2,536,495.00	Other		Redeemed	7,825,292.52
Animal, Insect, & Rodent Control		Total	133,532,024.05	Cancelled, Abated or Adjusted	
Other Welfare Services	211,401.00	<b>EQUALIZED VALUATION BASIS</b>		Transfers to Forclosed Property	
<b>RECREATION and CONSERVATION</b>		<b>FOR NET DEBT COMPUTATION</b>	<b>6,805,962,851</b>	Ending Balance	5,357,443.64
Beaches and Boardwalks	2,485,149.00	<b>REAL PROPERTY VALUATIONS</b>		<b>PROPERTY ACQUIRED BY DEED OR FORECLOSURE</b>	
Parks, Playgrounds, Shade Trees	17,500.00	Code Class # of Parcels % VAL'N	ASSESSED VALUATION	Beginning Balance	7,328,562.00
Land Reclamation & Conservation	484,197.65	1 Vacant Land 2698 4.65	283,730,700.00	Transfers From Taxes or Liens	
Other Recreational Services	1,513,778.00	2 Residential 10860 12.47	760,859,600.00	Sale for Cash	
<b>EDUCATION (excluding schools)</b>		3 Farm		Cancelled, Abated or Adjusted	
Libraries	2,689,059.00	4e Commercial 2018 80.53	4,914,509,200.00	Ending Balance	7,328,562.00
Other Educational Services	1,000.00	4b Industrial 13 .29	17,602,300.00	<b>CURRENT FINANCES ENDING BALANCE</b>	
<b>STATUTORY EXPENDITURES</b>		4c Apartments 225 2.06	125,959,300.00	<b>ASSETS</b>	
Pensions & F. I. C. A.	9,467,404.00	Total 15814	6,102,661,100.00	Cash	32,107,161.94
Employee Fringe Benefits		Land Area 11.84 Sq Miles		Taxes Receivable	10,138,935.30
Other Statutory Expenditures	200,000.00	Net Valuation Taxable-Municipal	6,122,829,791	Tax Title Liens	5,357,443.64
<b>MUNICIPAL FUNCTIONS</b>	<b>TOTAL</b>	Net Valuation Taxable-County	6,629,298,973	Foreclosed Property	7,328,562.00
<b>CAPITAL IMPROVEMENTS</b>	<b>*MEMO*</b>	State Equalized Valuation	7,052,590,354	Emergencies & Other Deferred Charges	11,300,000.89
<b>DEBT SERVICE</b>		State Equalization Ratio	86.78	State and Federal Aid Receivable	5,534,669.69
Principal Payments	6,960,000.00			Other Receivables	3,794,930.35
Interest Payments	3,760,298.00			Total	75,561,703.81
<b>TYPE I SCHL DEBT *MEMO</b>	<b>390,105.00</b>			<b>LIABILITIES, RESERVES, AND SURPLUS</b>	
<b>DEFERRED CHARGES</b>	<b>204,079.92</b>			Cash Liabilities	39,346,173.65
<b>SCHOOL, COUNTY, SPECIAL DISTRICT TAXES</b>	<b>75,880,966.75</b>			Reserves for Receivables	26,560,430.75
<b>RESERVE FOR UNCOLLECTED TAXES</b>	<b>9,164,169.86</b>			Surplus	9,655,099.41
<b>EXPENDITURES</b>	<b>TOTAL</b>			Total	75,561,703.81

\* ABOVE DEBT SERVICE INCLUDES TYPE I SCHOOL DEBT

\*Includes County Health Service Taxes or County Open Space Tax. See Table 13.

1304

Population 1990 4,629  
 Population 1994 4,697  
 S & P Rating BBB+  
 Moody Rating A

General Tax Rate Per \$100 2.50  
 State Equalized Tax Rate 2.52

ATLANTIC HIGHLANDS - MONMOUTH CO  
 Form of Government:  
 Borough Council  
 Number of Members on Governing Body - 6

PER CAPITA:  
 Gross Debt 2,633.06  
 Net Debt 849.28  
 Debt Service 65.53  
 Total Tax Levy 1,726.01  
 Municipal Expenditures 856.43

PER CENT:  
 Gross Debt 3.97  
 Net Debt 1.28  
 Tax Levy Collected 95.55  
 Tax Levy Cancelled, Abated or Adjusted 1.04

EXPENDITURES-CURRENT YEAR		REVENUES REALIZED-CURRENT YEAR		PROPERTY TAXES-CURRENT YEAR	
<b>GENERAL GOVERNMENT</b>		<b>PROPERTY TAXES COLLECTED</b>		<b>STATE EQUALIZED TAX RATE</b>	
Governing Body & Public Boards		Property Taxes Collected	7,748,125.95	Local District School Taxes	.67
Municipal Clerk		Payments in Lieu of Taxes		Regional & Consolidated School Tax	.67
Financial Administration	64,889.00	Delinquent Tax & Lien Collections	299,800.61	School Taxes in Municipal Budget	
Assessment of Taxes	50,617.30	Business Personalty Replacement Taxes	33,875.44	County Taxes	.46 *
Collection of Taxes	40,986.81	Taxes from Public Utilities	242,029.00	County Library Taxes	.02
Planning, Housing & Development	17,269.43	Other Miscellaneous Tax Revenues		Local Municipal Purpose Taxes	.72
Human Resources	61,417.77	State Aid Revenues	551,070.24	Veteran & Senior Citizen Taxes	
Elections	2,570.12	Federal Aid Revenues		Total Taxes for Rate Computation	2.54
General Administration (other)	304,177.18			Special District Taxes	
<b>JUDICIARY</b>		Sale of Acquired Property		Bank Corp. Taxes	
Municipal Courts	70,596.98	Other Miscellaneous Revenues	254,508.65	Added end Omitted Taxes	16,042.08
<b>PUBLIC SAFETY</b>		Total	9,129,409.89	Total Taxes Levied - ABSTRACT	8,107,059.23
Fire Protection	61,351.00	Prior Years Surplus Appropriated	400,000.00	Total Taxes Billed	8,108,989.59
Police Protection	866,054.26	<b>REVENUES TOTAL</b>	<b>9,529,409.89</b>	<b>TAXES COLLECTED</b>	<b>7,748,125.95</b>
Civil Defense & Disaster Control	1,028.95	Reserve For Uncollected Taxes	611,562.38	Taxes Cancelled, Abated or Adjusted	84,205.24
Environmental Inspection & Control	48,760.90	<b>CAPITAL OUTLAY TOTAL</b>	<b>1,593,554.98</b>	Transfer to Tax Title Liens or Foreclosed	14,189.76
Other Public Safety				Ending Balance	262,468.64
<b>PUBLIC WORKS</b>		Public Enterprises	801,538.04	<b>PRIOR YEARS TAXES OUTSTANDING</b>	
Streets and Drainage	266,402.11	Recreation-Culture		Beginning Balance	295,110.14
Sewers and Sewage Processing	1,466.42	Public Works		Collected	286,248.89
Garbage and Trash Disposal	364,936.01	Buildings and Grounds	792,016.94	Cancelled, Abated or Adjusted	
Public Buildings and Grounds	120,257.28	Library and Education		Transfers to Tax Title Liens or Foreclosed	344.71
Other Public Works	62,953.90	Conservation		Ending Balance	8,516.54
<b>HEALTH and WELFARE</b>		All Other		<b>TAX TITLE LIENS OUTSTANDING</b>	
Health Services Except Environmental	9,694.90	<b>CAPITAL DEBT AUTHORIZED, ENDING BALANCE</b>		Beginning Balance	71,838.77
Welfare-Public Assistance	6,907.52	<b>ISSUED AND UNISSUED</b>		Transfer From Taxes	14,606.14
Hospital, Clinics, First Aid		School	710,000	Redeemed	13,207.01
Animal, Insect, & Rodent Control	7,890.00	Self-Liquidating	8,284,632	Cancelled, Abated or Adjusted	
Other Welfare Services		Other	3,372,853	Transfers to Foreclosed Property	
<b>RECREATION and CONSERVATION</b>		Total	12,367,486	Ending Balance	73,237.90
Beeches and Boardwalks		<b>ISSUED AND OUTSTANDING</b>		<b>PROPERTY ACQUIRED BY DEED OR FORECLOSURE</b>	
Parks, Playgrounds, Shade Trees	55,148.18	School	710,000.00	Beginning Balance	7,300.00
Land Reclamation & Conservation		Self-Liquidating	6,562,217.45	Transfers From Taxes or Liens	
Other Recreational Services		Other	3,205,003.88	Sale for Cash	
<b>EDUCATION (excluding schools)</b>		Total	10,477,221.33	Cancelled, Abated or Adjusted	
Libraries	36,277.33	<b>EQUALIZED VALUATION BASIS FOR NET DEBT COMPUTATION</b>	<b>311,568,854</b>	Ending Balance	7,300.00
Other Educational Services		<b>REAL PROPERTY VALUATIONS</b>		<b>CURRENT FINANCES ENDING BALANCE</b>	
<b>STATUTORY EXPENDITURES</b>		Code Class # of Parcels % VAL'N		<b>ASSETS</b>	
Pensions & F. I. C. A.	173,141.37	1 Vacant Land 162 2.99	9,521,100.00	Cash	1,575,978.20
Employee Fringe Benefits	234,207.15	2 Residential 1479 84.23	268,297,428.00	Taxes Receivable	271,108.24
Other Statutory Expenditures		3 Farm		Tax Title Liens	73,237.90
<b>MUNICIPAL FUNCTIONS</b>		4a Commercial 84 8.67	27,630,800.00	Foreclosed Property	7,300.00
<b>CAPITAL IMPROVEMENTS</b>		4b Industrial 4 .72	2,278,800.00	Emergencies & Other Deferred Charges	108,580.00
<b>DEBT SERVICE</b>		4c Apartments 9 3.40	10,814,700.00	State end Federal Aid Receivable	
Principal Payments	189,768.48	Total 1738	318,542,828.00	Other Receivables	15,011.25
Interest Payments	118,038.35	Land Area 1.20 Sq. Miles		Total	2,051,215.59
<b>DEFERRED CHARGES</b>		Net Valuation Taxable-Municipal	322,813,982	<b>LIABILITIES, RESERVES, AND SURPLUS</b>	
SCHOOL, COUNTY, SPECIAL DISTRICT TAXES	5,796,797.98	Net Valuation Taxable-County	311,140,543	Cash Liabilities	941,306.25
RESERVE FOR UNCOLLECTED TAXES	611,562.38	State Equalized Valuation	320,693,949	Reserves for Receivables	366,657.39
<b>EXPENDITURES TOTAL</b>	<b>9,819,467.15</b>	State Equalization Ratio	100.67	Surplus	743,970.44
				Total	2,051,934.08

\*Includes County Health Service Taxes or County Open Space Tax. See Table 13.

0401

Population 1990 9,205  
 Population 1994 9,107  
 S & P Rating  
 Moody Rating AAA

General Tax Rate Per \$100. 4.87  
 State Equalized Tax Rate 2.92

**AUDUBON BOROUGH - CAMDEN COUNTY**  
 Form of Government:  
**Commission (1911)**  
 Number of Members on Governing Body - 3

PER CAPITA:  
 Gross Debt 1,244.51  
 Net Debt 526.14  
 Debt Service 44.71  
 Total Tax Levy 1,209.92  
 Municipal Expenditures 568.16

PER CENT:  
 Gross Debt 3.05  
 Net Debt 1.29  
 Tax Levy Collected 96.66  
 Tax Levy Cancelled, Abated or Adjusted .05

EXPENDITURES-CURRENT YEAR		REVENUES REALIZED-CURRENT YEAR			PROPERTY TAXES-CURRENT YEAR	
<b>GENERAL GOVERNMENT</b>		<b>REVENUES REALIZED-CURRENT YEAR</b>			<b>STATE EQUALIZED TAX RATE</b> 1.37	
Governing Body & Public Boards		Property Taxes Collected	10,654,121.67		Local District School Taxes	5,154,824.00
Municipal Clerk		Payments in Lieu of Taxes			Regional & Consolidated School Tax	
Financial Administration	22,892.00	Delinquent Tax & Lien Collections	402,043.75		School Taxes in Municipal Budget	
Assessment of Taxes	28,670.00	Business Personalty Replacement Taxes	149,536.64		County Taxes	.84 * 3,176,683.50
Collection of Taxes	162,578.00	Taxes from Public Utilities	546,066.00		County Library Taxes	
Planning, Housing & Development	15,152.30	Other Miscellaneous Tax Revenues			Local Municipal Purpose Taxes	.71 2,678,725.68
Human Resources	126,396.32	State Aid Revenues	531,665.26		Veteran & Senior Citizen Taxes	120,750.00
Elections	8,500.00	Federal Aid Revenues			Total Taxes for Rate Computation	2.92 11,130,983.18
General Administration (other)	506,735.73				Special District Taxes	
<b>JUDICIARY</b>	152,190.00	Sale of Acquired Property	429,302.34		Bank Corp. Taxes	8,509.48
Municipal Courts		Other Miscellaneous Revenues	12,712,735.66		Added and Omitted Taxes	
<b>PUBLIC SAFETY</b>		Total	13,212,735.66		Total Taxes Levied - ABSTRACT	11,018,742.66
Fire Protection	114,984.21	Prior Years Surplus Appropriated	500,000.00		Total Taxes Billed	11,022,476.33
Police Protection	848,251.42	<b>REVENUES TOTAL</b>	<b>13,212,735.66</b>		<b>TAXES COLLECTED</b>	<b>10,654,121.67</b>
Civil Defense & Disaster Control	4,601.00	Reserve For Uncollected Taxes	551,106.43		Taxes Cancelled, Abated or Adjusted	5,949.91
Environmental Inspection & Control	53,832.00				Transfer to Tax Title Liens or Foreclosed	
Other Public Safety		<b>CAPITAL OUTLAY TOTAL</b>	<b>628,590.86</b>		Ending Balance	362,404.75
<b>PUBLIC WORKS</b>					<b>PRIOR YEARS TAXES OUTSTANDING</b>	
Streets and Drainage	311,663.65	Public Enterprises			Beginning Balance	412,065.08
Sewers and Sewage Processing	59,510.00	Recreation-Culture	256,756.68		Collected	402,043.75
Garbage and Trash Disposal	835,260.00	Public Works	371,834.18		Cancelled, Abated or Adjusted	639.17
Public Buildings and Grounds	133,389.76	Buildings and Grounds			Transfers to Tax Title Liens or Foreclosed	
Other Public Works	51,000.00	Library and Education			Ending Balance	9,382.16
<b>HEALTH and WELFARE</b>	5,830.00	Conservation			<b>TAX TITLE LIENS OUTSTANDING</b>	
Health Services Except Environmental	5,310.00	All Other			Beginning Balance	
Welfare-Public Assistance					Transfer From Taxes	
Hospital, Clinics, First Aid		<b>CAPITAL DEBT AUTHORIZED, ENDING BALANCE</b>			Redeemed	
Animal, Insect, & Rodent Control		<b>ISSUED AND UNISSUED</b>			Cancelled, Abated or Adjusted	
Other Welfare Services		School	6,504,000		Transfers to Foreclosed Property	
<b>RECREATION and CONSERVATION</b>		Self-Liquidating			Ending Balance	
Beaches and Boardwalks		Other	4,829,724		<b>PROPERTY ACQUIRED BY DEED OR FORECLOSURE</b>	
Perks, Playgrounds, Shede Trees	1,000.00	Total	11,333,724		Beginning Balance	285.00
Land Reclamation & Conservation	3,745.02	<b>ISSUED AND OUTSTANDING</b>			Transfers From Taxes or Liens	
Other Recreational Services	7,000.00	School	6,488,000.00		Sale for Cash	
<b>EDUCATION (excluding schools),</b>		Self-Liquidating			Cancelled, Abated or Adjusted	
Libraries	126,217.00	Other	4,829,724.00		Ending Balance	285.00
Other Educational Services	150.00	Total	11,317,724.00		<b>CURRENT FINANCES ENDING BALANCE</b>	
<b>STATUTORY EXPENDITURES</b>		<b>EQUALIZED VALUATION BASIS FOR NET DEBT COMPUTATION</b>	371,706,535		<b>ASSETS</b>	
Pensions & F. I. C. A.	234,776.95	<b>REAL PROPERTY VALUATIONS</b>			Cash	2,006,115.17
Employee Fringe Benefits	347,383.81	Code Class # of Parcels % VAL'N	ASSESSED VALUATION		Texas Receivable	371,786.91
Other Statutory Expenditures	8,500.00	1 Vacant Land 53 .33	753,300.00		Tax Title Liens	
<b>MUNICIPAL FUNCTIONS TOTAL</b>	<b>4,173,519.17</b>	2 Residential 3007 83.83	189,225,530.00		Foreclosed Property	285.00
<b>CAPITAL IMPROVEMENTS *MEMO*</b>		3 Farm			Emergencies & Other Deferred Charges	
<b>DEBT SERVICE</b>		4e Commercial 145 13.10	29,568,600.00		State and Federal Aid Receivable	27,998.00
Principal Payments	152,150.00	4b Industrial 3 .24	547,300.00		Other Receivables	13,031.09
Interest Payments	255,035.00	4c Apartments 13 2.50	5,638,600.00		Total	2,419,216.17
<b>DEFERRED CHARGES</b>	<b>42,446.77</b>	Total 3221	225,733,330.00		<b>LIABILITIES, RESERVES, AND SURPLUS</b>	
SCHOOL, COUNTY, SPECIAL DISTRICT TAXES	8,331,507.50	Land Area 1.48 Sq. Miles			Cash Liabilities	1,567,304.63
RESERVE FOR UNCOLLECTED TAXES	551,106.43	Net Valuation Taxable-Municipal	226,205,895		Reserves for Receivables	382,485.33
<b>EXPENDITURES TOTAL</b>	<b>13,505,764.87</b>	Net Valuation Taxable-County	371,964,590		Surplus	471,360.84
		State Equalized Valuation	376,381,524		Total	2,421,150.80
		State Equalization Ratio	60.05			

\*Includes County Health Service Taxes or County Open Space Tax. See Table 13

0402

Population 1990 **1,150**  
 Population 1994 **1,134**  
 S & P Rating  
 Moody Rating

General Tax Rate Per \$100. **6.32**  
 State Equalized Tax Rate **6.44**

**AUDUBON PARK BOROUGH - CAMDEN CO.**  
 Form of Government:  
**Borough Council**  
 Number of Members on Governing Body - 6

PER CAPITA  
 Gross Debt **28.80**  
 Net Debt **28.80**  
 Debt Service  
 Total Tax Levy **519.62**  
 Municipal Expenditures **446.43**

PER CENT:  
 Gross Debt **.37**  
 Net Debt **.37**  
 Tax Levy Collected **100.00**  
 Tax Levy Cancelled, Abated or Adjusted

EXPENDITURES-CURRENT YEAR		REVENUES REALIZED-CURRENT YEAR		PROPERTY TAXES-CURRENT YEAR	
<b>GENERAL GOVERNMENT</b>		<b>REVENUES REALIZED-CURRENT YEAR</b>		<b>PROPERTY TAXES-CURRENT YEAR</b>	
Governing Body & Public Boards		Property Taxes Collected		STATE EQUALIZED TAX RATE	
Municipal Clerk		Payments in Lieu of Taxes		Local District School Taxes <b>3.89</b>	
Financial Administration		Delinquent Tax & Lien Collections		Regional & Consolidated School Tax	
Assessment of Taxes		Business Personalty Replacement Taxes		School Taxes in Municipal Budget	
Collection of Taxes		Taxes from Public Utilities		County Taxes <b>.89</b> *	
Planning, Housing & Development		Other Miscellaneous Tax Revenues		County Library Taxes <b>.03</b>	
Human Resources		State Aid Revenues		Local Municipal Purpose Taxes <b>1.82</b>	
Elections		Federal Aid Revenues		Veteran & Senior Citizen Taxes	
General Administration (other)		Sale of Acquired Property		Total Taxes for Rate Computation <b>6.43</b>	
<b>JUDICIARY</b>		Other Miscellaneous Revenues		Special District Taxes	
Municipal Courts		Prior Years Surplus Appropriated		Bank Corp. Taxes	
<b>PUBLIC SAFETY</b>		REVENUES		Added and Omitted Taxes	
Fire Protection		RESERVE FOR UNCOLLECTED TAXES		Total Taxes Levied - ABSTRACT	
Police Protection		CAPITAL OUTLAY		Total Taxes Billed	
Civil Defense & Disaster Control		TOTAL		TAXES COLLECTED	
Environmental Inspection & Control		TOTAL		Taxes Cancelled, Abated or Adjusted	
Other Public Safety		TOTAL		Transfer to Tax Title Liens or Foreclosed	
<b>PUBLIC WORKS</b>		TOTAL		Ending Balance	
Streets and Drainage		CAPITAL DEBT AUTHORIZED, ENDING BALANCE		PRIOR YEARS TAXES OUTSTANDING	
Sewers and Sewage Processing		ISSUED AND UNISSUED		Beginning Balance	
Garbage and Trash Disposal		GROSS DEBT		Collected	
Public Buildings and Grounds		NET DEBT		Cancelled, Abated or Adjusted	
Other Public Works		ISSUED AND OUTSTANDING		Transfers to Tax Title Liens or Foreclosed	
<b>HEALTH and WELFARE</b>		TOTAL		Ending Balance	
Health Services Except Environmental		REAL PROPERTY VALUATIONS		TAX TITLE LIENS OUTSTANDING	
Welfare-Public Assistance		Code Class # of Parcels % VAL'N		Beginning Balance	
Hospital, Clinics, First Aid		1 Vacent Land		Transfer From Taxes	
Animal, Insect, & Rodent Control		2 Residential		Redeemed	
Other Welfare Services		3 Fern		Cancelled, Abated or Adjusted	
<b>RECREATION and CONSERVATION</b>		4a Commerciel		Transfers to Foreclosed Property	
Beeches and Boardwalks		4b Industriel		Ending Balance	
Perks, Playgrounds, Shade Trees		4c Apartments		PROPERTY ACQUIRED BY DEED OR	
Land Reclamation & Conservation		Total		FORECLOSURE	
Other Recreational Services		Land Area .15 Sq. Miles		Beginning Balance	
<b>EDUCATION (excluding schools)</b>		Net Valuation Taxable-Municipal		Transfers From Taxes or Liens	
Libraries		Net Valuation Taxable-County		Sale for Cash	
Other Educational Services		State Equalized Valuation		Cancelled, Abated or Adjusted	
<b>STATUTORY EXPENDITURES</b>		State Equalization Ratio		Ending Balance	
Pensions & F. I. C. A.		ASSESSED VALUATION		CURRENT FINANCES ENDING BALANCE	
Employee Fringe Benefits		Cesh		ASSETS	
Other Statutory Expenditures		1 9,267,500.00		Cesh	
<b>MUNICIPAL FUNCTIONS</b>		1 9,267,500.00		Taxes Receivable	
CAPITAL IMPROVEMENTS		Total		Tax Title Liens	
DEBT SERVICE		Total		Foreclosed Property	
Principal Payments		Total		Emergencies & Other Defered Charges	
Interest Payments		Total		State and Federal Aid Receivable	
<b>DEFERRED CHARGES</b>		Total		Other Receivables	
SCHOOL, COUNTY, SPECIAL DISTRICT TAXES		Total		Total	
RESERVE FOR UNCOLLECTED TAXES		Total		LIABILITIES, RESERVES, AND SURPLUS	
EXPENDITURES		Total		Cesh Liabilities	
TOTAL		Total		Reserves for Receivables	
TOTAL		Total		Surplus	
TOTAL		Total		Total	

\*Includes County Health Service Taxes or County Open Spece Tax. See Table 13.

0501

Population 1990 1,809  
 Population 1994 1,848  
 S & P Rating AAA  
 Moody Rating AAA

General Tax Rate Per \$100. .91  
 State Equalized Tax Rate .94

**AVALON BOROUGH - CAPE MAY COUNTY**  
 Form of Government:  
**Mayor-Council Plan B (OMCL 50)**  
 Number of Members on Governing Body - 5

PER CAPITA:  
 Gross Debt 3,114.03  
 Net Debt 6,913.50  
 Debt Service 1,043.19  
 Total Tax Levy 8,304.03  
 Municipal Expenditures 5,079.35

PER CENT:  
 Gross Debt 1.47  
 Net Debt .78  
 Tax Levy Collected 96.88  
 Tax Levy Cancelled, Abated or Adjusted .25

EXPENDITURES-CURRENT YEAR		REVENUES REALIZED-CURRENT YEAR			PROPERTY TAXES-CURRENT YEAR	
<b>GENERAL GOVERNMENT</b>		<b>REVENUES REALIZED-CURRENT YEAR</b>			<b>STATE EQUALIZED TAX RATE</b>	
Governing Body & Public Boards	110,825.00	Property Taxes Collected	14,949,538.55		Local District School Taxes	.10 1,669,611.50
Municipal Clerk	79,296.68	Payments in Lieu of Taxes			Regional & Consolidated School Tax	
Financial Administration	343,572.01	Delinquent Tax & Lien Collections	411,888.11		School Taxes in Municipal Budget	
Assessment of Taxes	53,626.49	Business Personality Replacement Taxes	31,032.60		County Taxes	.43 * 7,117,803.88
Collection of Taxes	54,466.00	Taxes from Public Utilities	446,354.00		County Library Taxes	.03 449,902.34
Planning, Housing & Development	26,700.00	Other Miscellaneous Tax Revenues	20,814.64		Local Municipal Purpose Taxes	.37 6,073,913.09
Human Resources	52,869.00	State Aid Revenues	167,021.38		Veteran & Senior Citizen Taxes	22,700.00
Elections	1,500.00	Federal Aid Revenues	1,550.00		Total Taxes for Rate Computation	.93 15,333,930.81
General Administration (other)	460,561.00				Special District Taxes	
<b>JUDICIARY</b>		Sale of Acquired Property			Bank Corp. Taxes	
Municipal Courts	93,912.00	Other Miscellaneous Revenues	1,676,331.20		Added and Omitted Taxes	34,621.75
<b>PUBLIC SAFETY</b>		Total	17,704,530.48		Total Taxes Levied - ABSTRACT	15,345,852.56
Fire Protection	60,158.80	Prior Years Surplus Appropriated	1,152,300.00		Total Taxes Billed	15,430,736.50
Police Protection	1,581,604.49	REVENUES	18,856,830.48		TAXES COLLECTED	14,949,538.55
Civil Defense & Disaster Control	13,853.00	Reserve For Uncollected Taxes	581,523.08		Taxes Cancelled, Abated or Adjusted	38,075.18
Environmental Inspection & Control	134,484.00	<b>CAPITAL OUTLAY</b>	<b>TOTAL 2,973,639.99</b>		Transfer to Tax Title Liens or Foreclosed	13.65
Other Public Safety		Public Enterprises	755,306.24		Ending Balance	443,109.12
<b>PUBLIC WORKS</b>		Recreation-Culture			<b>PRIOR YEARS TAXES OUTSTANDING</b>	
Streets and Drainage	235,996.05	Public Works	133,962.91		Beginning Balance	421,998.01
Sewers and Sewage Processing		Buildings and Grounds	2,084,370.84		Collected	411,888.11
Garbage and Trash Disposal	410,100.00	Library and Education			Cancelled, Abated or Adjusted	3,169.30
Public Buildings and Grounds	17,050.00	Conservation			Transfers to Tax Title Liens or Foreclosed	
Other Public Works	1,258,129.63	All Other			Ending Balance	6,940.60
<b>HEALTH and WELFARE</b>		<b>CAPITAL DEBT AUTHORIZED, ENDING BALANCE</b>			<b>TAX TITLE LIENS OUTSTANDING</b>	
Health Services Except Environmental		ISSUED AND UNISSUED	GROSS DEBT		Beginning Balance	15,344.86
Welfare-Public Assistance	850.00	School			Transfer From Taxes	13.65
Hospital, Clinics, First Aid		Self-Liquidating	11,019,071		Redeemed	
Animal, Insect, & Rodent Control	8,986.00	Other	13,215,650		Cancelled, Abated or Adjusted	
Other Welfare Services		Total	24,234,721		Transfers to Foreclosed Property	
<b>RECREATION and CONSERVATION</b>		ISSUED AND OUTSTANDING			Ending Balance	15,358.51
Beaches and Boardwalks	371,994.50	School			<b>PROPERTY ACQUIRED BY DEED OR FORECLOSURE</b>	
Parks, Playgrounds, Shade Trees		Self-Liquidating	10,101,000.00		Beginning Balance	134,380.20
Land Reclamation & Conservation	32,140.00	Other	11,221,000.00		Transfers From Taxes or Liens	
Other Recreational Services	188,205.00	Total	21,322,000.00		Sale for Cash	
<b>EDUCATION (excluding schools)</b>		EQUALIZED VALUATION BASIS			Cancelled, Abated or Adjusted	
Libraries		FOR NET DEBT COMPUTATION	1,643,428,025		Ending Balance	134,380.20
Other Educational Services		<b>REAL PROPERTY VALUATIONS</b>			<b>CURRENT FINANCES ENDING BALANCE</b>	
<b>STATUTORY EXPENDITURES</b>		Code Class # of Parcels % VAL'N	ASSESSED VALUATION		<b>ASSETS</b>	
Pensions & F. I. C. A.	466,720.00	1 Vacant Land 286 3.65	61,563,600.00		Cash	2,803,282.34
Employee Fringe Benefits	775,400.00	2 Residential 4786 91.48	1,543,657,300.00		Taxes Receivable	450,049.72
Other Statutory Expenditures		3 Farm			Tax Title Liens	15,358.51
<b>MUNICIPAL FUNCTIONS</b>		4a Commercial 134 4.78	80,598,800.00		Foreclosed Property	134,380.20
<b>CAPITAL IMPROVEMENTS</b>		4b Industrial			Emergencies & Other Deferred Charges	
<b>DEBT SERVICE</b>		4c Apartments 3 .09	1,548,900.00		State and Federal Aid Receivable	2,757.41
Principal Payments	1,320,000.00	Total 5209	1,687,368,600.00		Other Receivables	6,359.56
Interest Payments	607,814.47	Land Area 5.02 Sq. Miles			Total	3,412,187.74
<b>DEFERRED CHARGES</b>		Net Valuation Taxable-Municipal	1,691,880,742		<b>LIABILITIES, RESERVES, AND SURPLUS</b>	
SCHOOL, COUNTY, SPECIAL DISTRICT TAXES	9,237,317.72	Net Valuation Taxable-County	1,660,133,824		Cash Liabilities	1,301,159.11
RESERVE FOR UNCOLLECTED TAXES	581,523.08	State Equalized Valuation	1,642,893,150		Reserves for Receivables	606,147.99
<b>EXPENDITURES</b>		State Equalization Ratio	102.99		Surplus	1,504,880.64
TOTAL	18,623,954.92				Total	3,412,187.74

\*Includes County Health Service Taxes or County Open Space Tax. See Table 13.

Population 1990 **2,165**  
 Population 1994 **2,187**  
 S & P Rating  
 Moody Rating

General Tax Rate Per \$100 **2.05**  
 State Equalized Tax Rate **1.91**

**AVON-BY-THE-SEA BORO. - MONMOUTH CO.**  
 Form of Government:  
**Commission (1911)**  
 Number of Members on Governing Body - 3

PER CAPITA  
 Gross Debt **2,228.07**  
 Net Debt **1,854.58**  
 Debt Service **129.92**  
 Total Tax Levy **1,921.55**  
 Municipal Expenditures **1,248.81**

PER CENT:  
 Gross Debt **2.17**  
 Net Debt **1.81**  
 Tax Levy Collected **96.12**  
 Tax Levy Cancelled, Abated or Adjusted **.08**

EXPENDITURES-CURRENT YEAR		REVENUES REALIZED-CURRENT YEAR		PROPERTY TAXES-CURRENT YEAR	
<b>GENERAL GOVERNMENT</b>				<b>STATE EQUALIZED TAX RATE</b>	
Governing Body & Public Boards		Property Taxes Collected	<b>4,039,274.56</b>	Local District School Taxes	<b>.86</b> <b>1,445,245.00</b>
Municipal Clerk		Payments in Lieu of Taxes		Regional & Consolidated School Tax	
Financial Administration	<b>92,677.00</b>	Delinquent Tax & Lien Collections	<b>110,694.13</b>	School Taxes in Municipal Budget	
Assessment of Taxes	<b>7,742.00</b>	Business Personalty Replacement Taxes	<b>13,967.40</b>	County Taxes	<b>.49</b> * <b>1,075,751.59</b>
Collection of Taxes	<b>47,200.00</b>	Taxes from Public Utilities	<b>129,223.30</b>	County Library Taxes	
Planning, Housing & Development	<b>3,793.00</b>	Other Miscellaneous Tax Revenues		Local Municipal Purpose Taxes	<b>.76</b> <b>1,671,370.00</b>
Human Resources	<b>49,001.00</b>	State Aid Revenues	<b>123,626.42</b>	Veteran & Senior Citizen Taxes	<b>15,350.00</b>
Elections	<b>800.00</b>	Federal Aid Revenues		Total Taxes for Rate Computation	<b>1.91</b> <b>4,207,716.59</b>
General Administration (other)	<b>136,200.00</b>			Special District Taxes	
<b>JUDICIARY</b>		Sale of Acquired Property		Bank Corp. Taxes	
Municipal Courts	<b>36,650.00</b>	Other Miscellaneous Revenues	<b>260,686.28</b>	Added and Omitted Taxes	<b>10,066.13</b>
<b>PUBLIC SAFETY</b>		Total	<b>4,677,472.09</b>	Total Taxes Levied - ABSTRACT	<b>4,202,432.72</b>
Fire Protection	<b>28,386.10</b>	Prior Years Surplus Appropriated	<b>650,000.00</b>	Total Taxes Billed	<b>4,202,432.32</b>
Police Protection	<b>719,615.41</b>	<b>REVENUES</b>	<b>TOTAL</b> <b>5,327,472.09</b>	<b>TAXES COLLECTED</b>	<b>4,039,274.56</b>
Civil Defense & Disaster Control	<b>2,177.00</b>	Reserve For Uncollected Taxes	<b>255,258.90</b>	Taxes Cancelled, Abated or Adjusted	<b>3,546.68</b>
Environmental Inspection & Control	<b>15,900.00</b>			Transfer to Tax Title Liens or Foreclosed	
Other Public Safety		<b>CAPITAL OUTLAY</b>	<b>TOTAL</b> <b>595,435.86</b>	Ending Balance	<b>159,611.08</b>
<b>PUBLIC WORKS</b>		Public Enterprises	<b>334,818.32</b>	<b>PRIOR YEARS TAXES OUTSTANDING</b>	
Streets and Drainage	<b>306,717.99</b>	Recreation-Culture		Beginning Balance	<b>116,803.90</b>
Sewers and Sewage Processing	<b>160,009.00</b>	Public Works	<b>109,636.89</b>	Collected	<b>110,694.13</b>
Garbage and Trash Disposal	<b>108,000.00</b>	Buildings and Grounds	<b>150,980.65</b>	Cancelled, Abated or Adjusted	<b>5,949.86</b>
Public Buildings and Grounds	<b>44,090.00</b>	Library and Education		Transfers to Tax Title Liens or Foreclosed	
Other Public Works		Conservation		Ending Balance	<b>159.91</b>
<b>HEALTH and WELFARE</b>		All Other		<b>TAX TITLE LIENS OUTSTANDING</b>	
Health Services Except Environmental	<b>2,000.00</b>			Beginning Balance	<b>450.89</b>
Welfare-Public Assistance	<b>3,450.00</b>	<b>CAPITAL DEBT AUTHORIZED, ENDING BALANCE</b>		Transfer From Taxes	
Hospital, Clinics, First Aid		<b>ISSUED AND UNISSUED</b>	<b>GROSS DEBT</b>	Redeemed	
Animal, Insect, & Rodent Control	<b>2,742.00</b>	School		Cancelled, Abated or Adjusted	
Other Welfare Services		Self-Liquidating	<b>2,809,034</b>	Transfers to Foreclosed Property	
<b>RECREATION and CONSERVATION</b>		Other	<b>2,063,750</b>	Ending Balance	<b>450.89</b>
Beaches and Boardwalks		Total	<b>4,872,784</b>	<b>PROPERTY ACQUIRED BY DEED OR FORECLOSURE</b>	
Parks, Playgrounds, Shade Trees		<b>ISSUED AND OUTSTANDING</b>		Beginning Balance	<b>3,875.00</b>
Land Reclamation & Conservation	<b>5,241.00</b>	School		Transfers From Taxes or Liens	
Other Recreational Services	<b>52,487.00</b>	Self-Liquidating	<b>2,644,460.00</b>	Sale for Cash	
<b>EDUCATION (excluding schools)</b>		Other	<b>2,063,050.00</b>	Cancelled, Abated or Adjusted	
Libraries	<b>92,061.00</b>	Total	<b>4,707,510.00</b>	Ending Balance	<b>3,875.00</b>
Other Educational Services		<b>EQUALIZED VALUATION BASIS</b>		<b>CURRENT FINANCES ENDING BALANCE</b>	
<b>STATUTORY EXPENDITURES</b>		<b>FOR NET DEBT COMPUTATION</b>	<b>224,522,020</b>	<b>ASSETS</b>	
Pensions & F. I. C. A.	<b>141,162.30</b>	<b>REAL PROPERTY VALUATIONS</b>		Cash	<b>645,530.94</b>
Employee Fringe Benefits	<b>129,653.00</b>	<b>Code</b> <b>Class</b> <b># of Parcels</b> <b>% VAL'N</b>	<b>ASSESSED VALUATION</b>	Taxes Receivable	<b>159,770.99</b>
Other Statutory Expenditures		1 Vacant Land 12 .53	<b>1,090,400.00</b>	Tax Title Liens	<b>450.89</b>
<b>MUNICIPAL FUNCTIONS</b>	<b>2,186,754.80</b>	2 Residential 937 90.07	<b>184,207,300.00</b>	Foreclosed Property	<b>3,875.00</b>
<b>CAPITAL IMPROVEMENTS</b>	<b>*MEMO*</b> <b>72,000.00</b>	3 Farm		Emergencies & Other Deferred Charges	<b>11,979.01</b>
<b>DEBT SERVICE</b>		4a Commercial 53 7.02	<b>14,348,800.00</b>	State and Federal Aid Receivable	<b>33,437.13</b>
Principal Payments	<b>178,258.00</b>	4b Industrial 2 .30	<b>611,100.00</b>	Other Receivables	<b>17,488.00</b>
Interest Payments	<b>105,882.70</b>	4c Apartments 8 2.08	<b>4,259,300.00</b>	Total	<b>872,531.96</b>
<b>DEFERRED CHARGES</b>	<b>5,000.00</b>	Total 1012	<b>234,516,900.00</b>	<b>LIABILITIES, RESERVES, AND SURPLUS</b>	
<b>SCHOOL, COUNTY, SPECIAL DISTRICT TAXES</b>	<b>2,520,996.59</b>	Land Area .40 Sq Miles		Cash Liabilities	<b>269,978.35</b>
<b>RESERVE FOR UNCOLLECTED TAXES</b>	<b>255,258.90</b>	Net Valuation Taxable-Municipal	<b>204,781,779</b>	Reserves for Receivables	<b>219,547.39</b>
<b>EXPENDITURES</b>	<b>TOTAL</b> <b>5,252,150.99</b>	Net Valuation Taxable-County	<b>229,013,460</b>	Surplus	<b>383,006.22</b>
		State Equalized Valuation	<b>219,351,006</b>	Total	<b>872,531.96</b>
		State Equalization Ratio	<b>93.35</b>		

\*Includes County Health Service Taxes or County Open Space Tax. See Table 13.

1533

Population 1990 12,235  
 Population 1994 13,478  
 S & P Rating AAA  
 Moody Rating

General Tax Rate Per \$100 3.07  
 State Equalized Tax Rate 2.68

**BARNEGAT TOWNSHIP - OCEAN COUNTY**  
 Form of Government:  
**Township Committee**  
 Number of Members on Governing Body - 3

PER CAPITA:  
 Gross Debt 1,717.00  
 Net Debt 443.33  
 Debt Service 44.72  
 Total Tax Levy 1,037.26  
 Municipal Expenditures 553.31

PER CENT:  
 Gross Debt 4.44  
 Net Debt 1.15  
 Tax Levy Collected 93.64  
 Tax Levy Cancelled, Abated or Adjusted .59

EXPENDITURES-CURRENT YEAR		REVENUES REALIZED-CURRENT YEAR		PROPERTY TAXES-CURRENT YEAR	
<b>GENERAL GOVERNMENT</b>		<b>REVENUES REALIZED-CURRENT YEAR</b>		<b>STATE EQUALIZED TAX RATE</b> 2.68	
Governing Body & Public Boards		Property Taxes Collected	13,093,129.59	Local District School Taxes	1.60 8,215,522.00
Municipal Clerk	76,260.00	Payments in Lieu of Taxes		Regional & Consolidated School Tax	
Financial Administration	118,320.00	Delinquent Tax & Lien Collections	793,844.93	School Taxes in Municipal Budget	
Assessment of Taxes	253,990.00	Business Personalty Replacement Taxes	14,785.66	County Taxes	.47 * 2,629,692.93
Collection of Taxes	85,151.00	Taxes from Public Utilities	719,989.05	County Library Taxes	.04 209,176.98
Planning, Housing & Development	30,394.00	Other Miscellaneous Tax Revenues		Local Municipal Purpose Taxes	.57 2,956,130.00
Human Resources	104,547.63	State Aid Revenues	751,375.88	Veteran & Senior Citizen Taxes	128,900.00
Elections		Federal Aid Revenues		Total Taxes for Rate Computation	2.68 13,939,621.91
General Administration (other)	1,095,393.00			Special District Taxes	
<b>JUDICIARY</b>		Sale of Acquired Property		Bank Corp. Taxes	
Municipal Courts	104,881.00	Other Miscellaneous Revenues	831,326.38	Added and Omitted Taxes	169,614.45
<b>PUBLIC SAFETY</b>		Total	16,204,451.47	Total Taxes Levied - ABSTRACT	13,980,136.36
Fire Protection	54,345.00	Prior Years Surplus Appropriated	1,837,276.97	Total Taxes Billed	13,982,524.03
Police Protection	1,599,846.54	<b>REVENUES TOTAL</b>	18,041,728.44	<b>TAXES COLLECTED</b>	13,093,129.59
Civil Defense & Disaster Control	1,000.00	Reserve For Uncollected Taxes	1,385,000.00	Taxes Cancelled, Abated or Adjusted	82,508.72
Environmental Inspection & Control	28,467.00	<b>CAPITAL OUTLAY TOTAL</b>	963,297.19	Transfer to Tax Title Liens or Foreclosed	200,849.47
Other Public Safety		Public Enterprises	435,608.67	Ending Balance	606,036.25
<b>PUBLIC WORKS</b>		Recreation-Culture	1,028.05	<b>PRIOR YEARS TAXES OUTSTANDING</b>	
Streets and Drainage	433,765.00	Public Works	112,367.09	Beginning Balance	746,126.61
Sewers and Sewage Processing	779,150.00	Buildings and Grounds	315,692.89	Collected	644,659.95
Garbage and Trash Disposal		Library and Education	98,600.49	Cancelled, Abated or Adjusted	9.13
Public Buildings and Grounds	51,970.00	Conservation		Transfers to Tax Title Liens or Foreclosed	83,329.72
Other Public Works	30,000.00	All Other		Ending Balance	18,127.81
<b>HEALTH and WELFARE</b>		<b>CAPITAL DEBT AUTHORIZED, ENDING BALANCE</b>		<b>TAX TITLE LIENS OUTSTANDING</b>	
Health Services Except Environmental	5,000.00	ISSUED AND UNISSUED		Beginning Balance	715,899.36
Welfare-Public Assistance	38,338.00	School	8,577,000	Transfer From Taxes	297,341.45
Hospital, Clinics, First Aid	500.00	Self-Liquidating	8,589,562	Redeemed	149,184.98
Animal, Insect, & Rodent Control	59,500.00	Other	5,975,217	Cancelled, Abated or Adjusted	
Other Welfare Services		Total	23,141,779	Transfers to Foreclosed Property	74,092.11
<b>RECREATION and CONSERVATION</b>		<b>ISSUED AND OUTSTANDING</b>		Ending Balance	789,963.70
Beeches and Boardwalks		School	8,577,000.00	<b>PROPERTY ACQUIRED BY DEED OR FORECLOSURE</b>	
Parks, Playgrounds, Shade Trees	3,410.00	Self-Liquidating	3,226,162.00	Beginning Balance	1,477,995.89
Land Reclamation & Conservation	1,450.00	Other	5,561,460.00	Transfers From Taxes or Liens	74,092.11
Other Recreational Services	165,280.00	Total	17,364,622.00	Sele for Cesh	
<b>EDUCATION (excluding schools)</b>		<b>EQUALIZED VALUATION BASIS FOR NET DEBT COMPUTATION</b>	521,585,253	Cancelled, Abated or Adjusted	
Libraries		<b>REAL PROPERTY VALUATIONS</b>		Ending Balance	1,552,088.00
Other Educational Services	385.00	Code Class # of Parcels % VAL'N ASSESSED VALUATION		<b>CURRENT FINANCES ENDING BALANCE ASSETS</b>	
<b>STATUTORY EXPENDITURES</b>		1 Vacant Land 4304 8.63 38,187,600.00		Cash	2,811,722.89
Pensions & F. I. C. A.	278,000.00	2 Residential 4460 85.18 377,083,900.00		Taxes Receivable	624,164.06
Employee Fringe Benefits		3 Farm 26 .18 807,200.00		Tax Title Liens	789,963.70
Other Statutory Expenditures	14,000.00	4e Commercial 103 5.76 25,479,900.00		Foreclosed Property	1,552,088.00
<b>MUNICIPAL FUNCTIONS TOTAL</b>		4b Industrial 6 .15 648,500.00		Emergencies & Other Deferred Charges	311,900.00
<b>CAPITAL IMPROVEMENTS *MEMO*</b>	65,000.00	4c Apartments 1 .11 493,200.00		State and Federal Aid Receivable	6,522.27
<b>DEBT SERVICE</b>		Total 8900		Other Receivables	45,409.31
Prncipal Payments	417,902.19	Land Area 34.90 Sq Miles		Total	6,141,770.23
Interest Payments	184,768.02	Net Valuation Taxable-Municipal	449,055,227	<b>LIABILITIES, RESERVES, AND SURPLUS</b>	
<b>DEFERRED CHARGES</b>		Net Valuation Taxable-County	525,565,283	Cash Liabilities	1,061,211.28
SCHOOL, COUNTY, SPECIAL DISTRICT TAXES	56,500.00	State Equalized Valuation	513,457,210	Reserves for Receivables	3,011,625.07
RESERVE FOR UNCOLLECTED TAXES	1,385,000.00	State Equalization Ratio	87.30	Surplus	2,068,933.88
<b>EXPENDITURES TOTAL</b>	18,311,905.29			Total	6,141,770.23

\*Includes County Health Service Taxes or County Open Space Tax. See Table 13.

1501

Population 1990 **675**  
 Population 1994 **673**  
 S & P Rating  
 Moody Rating

General Tax Rate Per \$100 **1.05**  
 State Equalized Tax Rate **1.05**

**BARNEGAT LIGHT BOROUGH - OCEAN CO.**

Form of Government:  
**Borough Council**

Number of Members on Governing Body - 6

PER CAPITA:

Gross Debt **4,802.54**  
 Net Debt **1,407.34**  
 Debt Service **108.61**  
 Total Tax Levy **5,022.77**  
 Municipal Expenditures **2,139.22**

PER CENT:

Gross Debt **1.01**  
 Net Debt **.29**  
 Tax Levy Collected **96.54**  
 Tax Levy Cancelled, Abated or Adjusted **.45**

EXPENDITURES-CURRENT YEAR		REVENUES REALIZED-CURRENT YEAR				PROPERTY TAXES-CURRENT YEAR	
<b>GENERAL GOVERNMENT</b>		<b>REVENUES REALIZED-CURRENT YEAR</b>				<b>STATE EQUALIZED TAX RATE</b>	
Governing Body & Public Boards		Property Taxes Collected			Local District School Taxes		
Municipal Clerk		Payments in Lieu of Taxes			Regional & Consolidated School Tax	<b>0.29</b>	
Financial Administration	<b>52,625.00</b>	Delinquent Tax & Lien Collections	<b>77,980.56</b>		School Taxes in Municipal Budget	<b>0.11</b>	
Assessment of Taxes	<b>37,700.00</b>	Business Personalty Replacement Taxes	<b>5,978.88</b>		County Taxes	<b>0.45</b>	
Collection of Taxes	<b>25,715.00</b>	Taxes from Public Utilities	<b>87,612.00</b>		County Library Taxes	<b>0.04</b>	
Planning, Housing & Development	<b>26,125.00</b>	Other Miscellaneous Tax Revenues			Local Municipal Purpose Taxes	<b>0.17</b>	
Human Resources	<b>4,110.97</b>	State Aid Revenues	<b>40,233.82</b>		Veteran & Senior Citizen Taxes		
Elections		Federal Aid Revenues			Total Taxes for Rate Computation	<b>1.06</b>	
General Administration (other)	<b>136,885.00</b>				Special District Taxes		
<b>JUDICIARY</b>		Sale of Acquired Property			Bank Corp. Taxes		
Municipal Courts	<b>16,100.00</b>	Other Miscellaneous Revenues	<b>427,874.52</b>		Added and Omitted Taxes		
<b>PUBLIC SAFETY</b>					Total Taxes Levied - ABSTRACT	<b>3,380,321.22</b>	
Fire Protection	<b>20,327.00</b>	Prior Years Surplus Appropriated	<b>425,460.00</b>		Total Taxes Billed	<b>3,383,189.12</b>	
Police Protection	<b>171,450.00</b>	REVENUES	<b>4,331,116.98</b>		TAXES COLLECTED	<b>3,265,977.20</b>	
Civil Defense & Disaster Control	<b>3,575.00</b>	Reserve For Uncollected Taxes	<b>183,657.34</b>		Taxes Cancelled, Abated or Adjusted	<b>15,216.59</b>	
Environmental Inspection & Control	<b>9,000.00</b>				Transfer to Tax Title Liens or Foreclosed		
Other Public Safety		<b>CAPITAL OUTLAY</b>	<b>TOTAL</b>		Ending Balance	<b>101,995.33</b>	
<b>PUBLIC WORKS</b>					<b>PRIOR YEARS TAXES OUTSTANDING</b>		
Streets and Drainage	<b>126,276.85</b>	Public Enterprises	<b>645.00</b>		Beginning Balance	<b>83,299.79</b>	
Sewers and Sewage Processing	<b>27,150.00</b>	Recreation-Culture			Collected	<b>77,980.56</b>	
Garbage and Trash Disposal	<b>181,700.00</b>	Public Works	<b>54,712.51</b>		Cancelled, Abated or Adjusted		
Public Buildings and Grounds	<b>38,300.00</b>	Buildings and Grounds	<b>4,698.36</b>		Transfers to Tax Title Liens or Foreclosed		
Other Public Works		Library and Education			Ending Balance	<b>5,319.23</b>	
<b>HEALTH and WELFARE</b>		Conservation			<b>TAX TITLE LIENS OUTSTANDING</b>		
Health Services Except Environmental	<b>30,050.00</b>	All Other			Beginning Balance		
Welfare-Public Assistance	<b>3,700.00</b>				Transfer From Taxes		
Hospital, Clinics, First Aid	<b>1,000.00</b>	<b>CAPITAL DEBT AUTHORIZED, ENDING BALANCE</b>				Redeemed	
Animal, Insect, & Rodent Control	<b>8,000.00</b>	ISSUED AND UNISSUED	GROSS DEBT		Cancelled, Abated or Adjusted		
Other Welfare Services		School	<b>1,324,666</b>		Transfers to Foreclosed Property		
<b>RECREATION and CONSERVATION</b>		Self-Liquidating	<b>775,237</b>		Ending Balance		
Beeches and Boardwalks	<b>140,750.00</b>	Other	<b>1,132,202</b>		PROPERTY ACQUIRED BY DEED OR		
Perks, Playgrounds, Shade Trees	<b>13,950.00</b>	Total	<b>3,232,106</b>		FORECLOSURE		
Land Reclamation & Conservation	<b>709.36</b>	ISSUED AND OUTSTANDING			Beginning Balance	<b>38,250.00</b>	
Other Recreational Services	<b>24,125.00</b>	School	<b>336,976.58</b>		Transfers From Taxes or Liens		
<b>EDUCATION (excluding schools)</b>		Self-Liquidating	<b>140,000.00</b>		Sale for Cash		
Libraries		Other	<b>990,491.00</b>		Cancelled, Abated or Adjusted		
Other Educational Services		Total	<b>1,467,467.58</b>		Ending Balance	<b>38,250.00</b>	
<b>STATUTORY EXPENDITURES</b>		<b>EQUALIZED VALUATION BASIS</b>				<b>CURRENT FINANCES ENDING BALANCE</b>	
Pensions & F. I. C. A.	<b>33,858.00</b>	FOR NET DEBT COMPUTATION				ASSETS	
Employee Fringe Benefits	<b>37,000.00</b>	REAL PROPERTY VALUATIONS				Cash	<b>836,974.83</b>
Other Statutory Expenditures	<b>3,800.00</b>	Code	Class	# of Parcels	% VAL'N	Taxes Receivable	<b>107,314.56</b>
<b>MUNICIPAL FUNCTIONS</b>		ASSESSED VALUATION				Tax Title Liens	
CAPITAL IMPROVEMENTS	<b>1,173,982.18</b>	1	Vacant Land	118	6.48	Foreclosed Property	<b>38,250.00</b>
DEBT SERVICE		2	Residential	1065	86.36	Emergencies & Other Deferred Charges	<b>50,000.00</b>
Principal Payments	<b>49,000.00</b>	3	Farm			State and Federal Aid Receivable	
Interest Payments	<b>24,093.95</b>	4a	Commercial	49	6.54	Other Receivables	<b>5,096.97</b>
<b>DEFERRED CHARGES</b>		4b	Industrial			Total	<b>1,037,636.36</b>
SCHOOL, COUNTY, SPECIAL DISTRICT TAXES	<b>8,959.06</b>	4c	Apartments	4	0.62	<b>LIABILITIES, RESERVES, AND SURPLUS</b>	
RESERVE FOR UNCOLLECTED TAXES	<b>2,823,519.98</b>	Total		1236		Cash Liabilities	<b>422,796.71</b>
EXPENDITURES	<b>4,263,212.51</b>	Land Area	<b>0.70</b> Sq. Miles		Net Valuation Taxable-Municipal	Reserves for Receivables	<b>150,661.53</b>
					Net Valuation Taxable-County	Surplus	<b>464,178.12</b>
					State Equalized Valuation	Total	<b>1,037,636.36</b>
					State Equalization Ratio		

\*Includes County Health Service Taxes or County Open Space Tax See Table 13.

0433

Population 1990 6,774  
 Population 1994 7,080  
 S & P Rating  
 Moody Rating A

General Tax Rate Per \$100. 6.95  
 State Equalized Tax Rate 3.20

**BARRINGTON BOROUGH - CAMDEN CO.**  
 Form of Government:  
**Borough Council**  
 Number of Members on Governing Body - 6

PER CAPITA:  
 Gross Debt 487.46  
 Net Debt 474.44  
 Debt Service 44.24  
 Total Tax Levy 1,169.23  
 Municipal Expenditures 522.75

PER CENT:  
 Gross Debt 1.36  
 Net Debt 1.32  
 Tax Levy Collected 97.16  
 Tax Levy Cancelled, Abated or Adjusted .08

EXPENDITURES-CURRENT YEAR		REVENUES REALIZED-CURRENT YEAR		PROPERTY TAXES-CURRENT YEAR	
<b>GENERAL GOVERNMENT</b>		<b>REVENUES REALIZED-CURRENT YEAR</b>		<b>STATE EQUALIZED TAX RATE</b> 1.35	
Governing Body & Public Boards		Property Taxes Collected	9,046,235.41	Local District School Taxes	4,003,605.00
Municipal Clerk		Payments In Lieu of Taxes		Regional & Consolidated School Tax	
Financial Administration	18,101.00	Delinquent Tax & Lien Collections	226,854.60	School Taxes in Municipal Budget	
Assessment of Taxes	32,045.53	Business Personalty Replacement Taxes	241,286.48	County Taxes	.86 *
Collection of Taxes	20,729.76	Taxes from Public Utilities	393,339.00	County Library Taxes	.03
Planning, Housing & Davelopmant	12,216.00	Other Miscellaneous Tax Revenues		Local Municipal Purpose Taxes	.75
Human Resources	85,166.79	State Aid Revenues	486,090.94	Veteran & Senior Cltizen Taxes	
Elections		Federal Aid Revenues		Total Taxes for Rate Computation	3.19
General Administration (other)	429,913.70			Special District Taxes	
<b>JUDICIARY</b>		Sale of Acquired Property		Bank Corp. Taxes	
Municipal Courts	58,156.60	Other Miscellaneous Revenues	270,222.58	Added and Omitted Taxes	3,313.51
<b>PUBLIC SAFETY</b>		Total	9,664,029.01	Total Taxes Levied - ABSTRACT	8,278,128.60
Fire Protection	80,265.50	Prior Years Surplus Appropriated	452,400.00	Total Taxes Billed	8,281,834.20
Police Protection	794,085.36	REVENUES TOTAL	10,116,429.01	TAXES COLLECTED	8,046,235.41
Civil Delense & Disaster Control	4,950.00	Reserva For Uncollected Taxes	316,700.00	Taxes Cancelled, Abated or Adjusted	6,727.91
Environmental Inspection & Control		<b>CAPITAL OUTLAY TOTAL</b>		Transfer to Tax Title Liens or Foreclosed	12,814.51
Other Public Sesity			372,731.27	Ending Balance	216,066.37
<b>PUBLIC WORKS</b>		<b>Public Enterprises</b>		<b>PRIOR YEARS TAXES OUTSTANDING</b>	
Streets and Drainage	891,938.63	Recreation-Culture	55,952.15	Beginning Balance	233,728.62
Sewers end Sewage Processing		Public Works	21,450.00	Collected	226,854.60
Garbage and Trash Disposal		Buildings end Grounds	137,415.06	Cancelled, Abated or Adjusted	
Public Buildings end Grounds	19,961.36	Library and Education	157,914.06	Transfers to Tex Title Liens or Foreclosed	
Other Public Works	19,235.00	Conservation		Ending Balance	6,874.02
<b>HEALTH and WELFARE</b>		All Other		<b>TAX TITLE LIENS OUTSTANDING</b>	
Health Services Except Environmental	5,876.00	<b>CAPITAL DEBT AUTHORIZED, ENDING BALANCE</b>		Beginning Balance	
Welfare-Public Assistance	1,924.00	<b>ISSUED AND UNISSUED GROSS DEBT NET DEBT</b>		Transfers From Taxes	
Hospital, Clinics, First Aid		School		Redeemed	
Animal, Insect, & Rodent Control		Self-Liquidating	458,526	Cancelled, Abated or Adjusted	
Other Welfare Services		Other	2,992,667	Transfers to Foreclosed Property	
<b>RECREATION and CONSERVATION</b>		Total	3,451,193	Ending Balance	77,291.91
Beaches end Boardwalks		<b>ISSUED AND OUTSTANDING</b>		<b>PROPERTY ACQUIRED BY DEED OR FORECLOSURE</b>	
Parks, Playgrounds, Shade Trees	14,700.00	School		Beginning Balance	15,000.00
Land Reclamation & Conservetion	6,653.90	Self-Liquidating	457,000.00	Transfers From Taxes or Liens	
Other Recreational Services	10,845.00	Other	2,572,850.00	Sale for Cash	
<b>EDUCATION (excluding schools)</b>		Total	3,029,850.00	Cancelled, Abated or Adjusted	
Libraries		<b>EQUALIZED VALUATION BASIS FOR NET DEBT COMPUTATION</b>		Ending Balance	15,000.00
Other Educational Services		253,967,050		<b>CURRENT FINANCES ENDING BALANCE</b>	
<b>STATUTORY EXPENDITURES</b>		<b>REAL PROPERTY VALUATIONS</b>		<b>ASSETS</b>	
Pensions & F. I. C. A.	211,246.71	Code Class # of Parcels % VAL'N ASSESSED VALUATION		Cash	1,015,758.64
Employee Fringe Benefits	349,403.10	1 Vacent Land 66 .62	1,028,050.00	Taxes Receivable	222,940.39
Other Statutory Expenditures	3,800.00	2 Residential 1998 76.41	127,461,600.00	Tax Title Liens	77,291.91
<b>MUNICIPAL FUNCTIONS TOTAL</b>		3 Farm 2 .13	217,900.00	Foreclosed Property	15,000.00
<b>CAPITAL IMPROVEMENTS *MEMO*</b>	3,071,214.94	4a Commercial 63 6.55	10,927,200.00	Emergencies & Other Delerred Charges	
<b>DEBT SERVICE</b>		4b Industrial 12 9.68	16,150,350.00	State and Federal Aid Receivable	46,817.80
Principel Payments	187,650.00	4c Apartments 8 6.61	11,020,000.00	Other Receivables	9,023.33
Interest Payments	125,539.61	Total 2149	166,805,100.00	Total	1,386,832.07
<b>DEFERRED CHARGES</b>		Land Area 1.59 Sq. Miles		<b>LIABILITIES, RESERVES, AND SURPLUS</b>	
SCHOOL, COUNTY, SPECIAL DISTRICT TAXES	6,323,141.36	Net Valuation Taxable-Municipal	167,378,097	Cash Liabilities	403,284.46
RESERVE FOR UNCOLLECTED TAXES	316,700.00	Net Valuation Taxable-County	261,955,938	Reserves for Receivables	324,255.63
<b>EXPENDITURES TOTAL</b>	10,024,245.91	State Equalized Valuation	258,266,648	Surplus	659,291.98
		State Equalization Ratio	64.73	Total	1,386,832.07

\*Includes County Health Service Taxes or County Open Space Tax. See Table 13.

0301

Population 1990 1,580  
 Population 1994 1,590  
 S & P Rating  
 Moody Rating

General Tax Rate Per \$100. 2.42  
 State Equalized Tax Rate 2.27

**BASS RIVER TOWNSHIP - BURLINGTON CO.**  
 Form of Government:  
**Commission (1911)**  
 Number of Members on Governing Body - 3

PER CAPITA  
 Gross Debt 1,600.90  
 Net Debt 662.95  
 Debt Service 26.34  
 Total Tax Levy 1,062.48  
 Municipal Expenditures 570.12

PER CENT:  
 Gross Debt 3.52  
 Net Debt 1.46  
 Tax Levy Collected 84.38  
 Tax Levy Cancelled, Abated or Adjusted 1.39

EXPENDITURES-CURRENT YEAR		REVENUES REALIZED-CURRENT YEAR		PROPERTY TAXES-CURRENT YEAR		
<b>GENERAL GOVERNMENT</b>		<b>REVENUES REALIZED-CURRENT YEAR</b>		<b>STATE EQUALIZED TAX RATE</b>		
Governing Body & Public Boards		Property Taxes Collected	1,425,447.97	Local District School Taxes	.85 631,349.50	
Municipal Clerk		Payments in Lieu of Taxes		Regional & Consolidated School Tax	.71 525,057.22	
Financial Administration	36,200.00	Delinquent Tax & Lien Collections	163,417.72	School Taxes in Municipal Budget		
Assessment of Taxes	11,500.00	Business Personality Replacement Taxes	22,269.80	County Taxes	-.49 * 367,759.26	
Collection of Taxes	24,800.00	Taxes from Public Utilities	79,010.00	County Library Taxes	-.03 23,989.20	
Planning, Housing & Development	3,000.00	Other Miscellaneous Tax Revenues		Local Municipal Purpose Taxes	-.19 140,100.00	
Human Resources	21,169.80	State Aid Revenues	93,375.75	Veteran & Senior Citizen Taxes		
Elections		Federal Aid Revenues		Total Taxes for Rate Computation	2.27 1,703,655.18	
General Administration (other)	125,950.00			Special District Taxes		
<b>JUDICIARY</b>		Sale of Acquired Property		Bank Corp. Taxes		
Municipal Courts	122,000.00	Other Miscellaneous Revenues	259,527.17	Added and Omitted Taxes	1,091.03	
<b>PUBLIC SAFETY</b>			Total	Total Taxes Levied - ABSTRACT	1,689,346.21	
Fire Protection	20,884.40	Prior Years Surplus Appropriated	275,000.00	Total Taxes Billed	1,689,346.21	
Police Protection	5,000.00	REVENUES	2,318,048.41	TAXES COLLECTED	1,425,447.97	
Civil Defense & Disaster Control	2,100.00	Reserve For Uncollected Taxes	270,200.00	Taxes Cancelled, Abated or Adjusted	23,428.91	
Environmental Inspection & Control	15,700.00			Transfer to Tax Title Liens or Foreclosed		
Other Public Safety		<b>CAPITAL OUTLAY</b>		Ending Balance	240,469.33	
<b>PUBLIC WORKS</b>			TOTAL	<b>PRIOR YEARS TAXES OUTSTANDING</b>		
Streets and Drainage	46,006.95	Public Enterprises		Beginning Balance	166,971.74	
Sewers and Sewage Processing	19,000.00	Recreation-Culture		Collected	146,751.67	
Garbage and Trash Disposal	14,000.00	Public Works	237,421.79	Cancelled, Abated or Adjusted		
Public Buildings and Grounds	20,000.00	Buildings and Grounds	170,349.06	Transfers to Tax Title Liens or Foreclosed		
Other Public Works	1,500.00	Library and Education		Ending Balance	20,220.07	
<b>HEALTH and WELFARE</b>		Conservation		<b>TAX TITLE LIENS OUTSTANDING</b>		
Health Services Except Environmental		All Other		Beginning Balance	188,186.49	
Welfare-Public Assistance		<b>CAPITAL DEBT AUTHORIZED, ENDING BALANCE</b>		Transfer From Taxes		
Hospital, Clinics, First Aid		ISSUED AND UNISSUED	GROSS DEBT	Redeemed	16,666.05	
Animal, Insect, & Rodent Control	300.00	School	1,491,346	Cancelled, Abated or Adjusted		
Other Welfare Services		Self-Liquidating		Transfers to Foreclosed Property		
<b>RECREATION and CONSERVATION</b>		Other	1,054,087	Ending Balance	171,520.44	
Beeches and Boardwalks		Total	2,545,434	<b>PROPERTY ACQUIRED BY DEED OR FORECLOSURE</b>		
Parks, Playgrounds, Shade Trees		<b>ISSUED AND OUTSTANDING</b>		Beginning Balance	102,300.00	
Land Reclamation & Conservation	77,000.00	School	1,491,346.66	Transfers From Taxes or Liens		
Other Recreational Services	3,500.00	Self-Liquidating		Sale for Cash		
<b>EDUCATION (excluding schools)</b>		Other	872,900.00	Cancelled, Abated or Adjusted		
Libraries	300.00	Total	2,364,246.66	Ending Balance	102,300.00	
Other Educational Services		<b>EQUALIZED VALUATION BASIS</b>		<b>CURRENT FINANCES ENDING BALANCE</b>		
<b>STATUTORY EXPENDITURES</b>		FOR NET DEBT COMPUTATION		ASSETS		
Pensions & F. I. C. A.	20,000.00	REAL PROPERTY VALUATIONS		Cash	611,054.23	
Employee Fringe Benefits		Code	Class	# of Parcels	% VAL'N	ASSESSED VALUATION
Other Statutory Expenditures	500.00	1	Vacant Land	589	12.03	8,200,500.00
<b>MUNICIPAL FUNCTIONS</b>		2	Residential	513	74.78	50,967,500.00
TOTAL	590,411.15	3	Farm	16	1.54	1,046,850.00
<b>CAPITAL IMPROVEMENTS</b>		4e	Commercial	50	11.65	7,942,300.00
* MEMO *	5,000.00	4b	Industrial			
<b>DEBT SERVICE</b>		4c	Apartments			
Principal Payments	24,800.00	Total	1168			68,157,150.00
Interest Payments	17,083.45	Land Area 77.35 Sq Miles				
<b>DEFERRED CHARGES</b>		Net Valuation Taxable-Municipal		69,902,221		
SCHOOL, COUNTY, SPECIAL DISTRICT TAXES	4,000.00	Net Valuation Taxable-County		71,622,137		
RESERVE FOR UNCOLLECTED TAXES	1,548,155.18	State Equalized Valuation		74,275,825		
EXPENDITURES	2,454,649.78	State Equalization Ratio		93.97		
				LIABILITIES, RESERVES, AND SURPLUS		
				Cash Liabilities	333,172.16	
				Reserves for Receivables	545,881.19	
				Surplus	346,559.77	
				Total	1,225,613.12	

\*Includes County Health Service Taxes or County Open Specie Tax. See Table 13.

1502

Population 1990 1,226  
 Population 1994 1,253  
 S & P Rating  
 Moody Rating

General Tax Rate Per \$100 1.17  
 State Equalized Tax Rate 1.08

**BAY HEAD BOROUGH - OCEAN COUNTY**  
 Form of Government:  
**Borough Council**  
 Number of Members on Governing Body - 6

PER CAPITA:  
 Gross Debt 3.39  
 Net Debt 3.39  
 Debt Service  
 Total Tax Levy 3,534.75  
 Municipal Expenditures 1,924.94

PER CENT:  
 Gross Debt  
 Net Debt  
 Tax Levy Collected 97.59  
 Tax Levy Cancelled, Abated or Adjusted .15

EXPENDITURES-CURRENT YEAR		REVENUES REALIZED-CURRENT YEAR			PROPERTY TAXES-CURRENT YEAR	
<b>GENERAL GOVERNMENT</b>		<b>Property Taxes Collected</b>			<b>STATE EQUALIZED TAX RATE</b>	
Governing Body & Public Boards					Local District School Taxes	1,233,154.00
Municipal Clerk					Regional & Consolidated School Tax	
Financial Administration	98,600.00	Payments In Lieu of Taxes			School Taxes in Municipal Budget	
Assessment of Taxes	16,000.00	Delinquent Tax & Lien Collections			County Taxes	1,882,218.69 *
Collection of Taxes	37,265.00	Business Personalty Replacement Taxes			County Library Taxes	162,037.29
Planning, Housing & Development	21,036.00	Taxes from Public Utilities			Local Municipal Purpose Taxes	1,139,000.00
Human Resources	54,963.00	Other Miscellaneous Tax Revenues			Veteran & Senior Citizen Taxes	8,550.00
Elections	500.00	State Aid Revenues			Total Taxes for Rate Computation	4,426,959.98
General Administration (other)	214,915.00	Federal Aid Revenues			Special District Taxes	
<b>JUDICIARY</b>		Sole of Acquired Property			Bank Corp. Taxes	
Municipal Courts	39,648.25	Other Miscellaneous Revenues			Added and Omitted Taxes	12,637.72
<b>PUBLIC SAFETY</b>		Prior Years Surplus Appropriated			Total Taxes Levied - ABSTRACT	4,429,047.70
Fire Protection	68,788.00	REVENUES TOTAL			Total Taxes Billed	4,431,389.85
Police Protection	406,739.21	Reserve For Uncollected Taxes			TAXES COLLECTED	4,324,560.32
Civil Defense & Disaster Control	2,500.00	CAPITAL OUTLAY TOTAL			Taxes Cancelled, Abated or Adjusted	6,857.31
Environmental Inspection & Control	21,150.00				Transfer to Tax Title Liens or Foreclosed	71.68
Other Public Safety					Ending Balance	102,900.54
<b>PUBLIC WORKS</b>		Public Enterprises			<b>PRIOR YEARS TAXES OUTSTANDING</b>	
Streets and Drainage	217,057.31	Recreation-Culture			Beginning Balance	109,595.14
Sewers and Sewage Processing	382,360.00	Public Works			Collected	109,595.14
Garbage and Trash Disposal	168,800.00	Buildings and Grounds			Cancelled, Abated or Adjusted	
Public Buildings and Grounds	48,894.00	Library and Education			Transfers to Tax Title Liens or Foreclosed	
Other Public Works	16,000.00	Conservation			Ending Balance	
<b>HEALTH and WELFARE</b>		All Other			TAX TITLE LIENS OUTSTANDING	
Health Services Except Environmental	3,200.00	CAPITAL DEBT AUTHORIZED, ENDING BALANCE			Beginning Balance	14,751.77
Welfare-Public Assistance	1,035.00	ISSUED AND UNISSUED			Transfer From Taxes	71.68
Hospital, Clinics, First Aid		GROSS DEBT			Redeemed	14,597.09
Animal, Insect, & Rodent Control	700.00	NET DEBT			Cancelled, Abated or Adjusted	
Other Welfare Services		SCHOOL			Transfers to Foreclosed Property	
<b>RECREATION and CONSERVATION</b>		Other			Ending Balance	226.37
Beaches and Boardwalks	5,400.00	Total			<b>PROPERTY ACQUIRED BY DEED OR FORECLOSURE</b>	
Perks, Playgrounds, Shade Trees	3,276.00	ISSUED AND OUTSTANDING			Beginning Balance	
Land Reclamation & Conservation	40,182.96	SCHOOL			Transfers From Taxes or Liens	
Other Recreational Services		Self-Liquidating			Sale for Cash	
<b>EDUCATION (excluding schools)</b>		Other			Cancelled, Abated or Adjusted	
Libraries	1,000.00	Total			Ending Balance	
Other Educational Services		EQUALIZED VALUATION BASIS			<b>CURRENT FINANCES ENDING BALANCE</b>	
<b>STATUTORY EXPENDITURES</b>		FOR NET DEBT COMPUTATION			<b>ASSETS</b>	
Pensions & F. I. C. A.	132,500.00	REAL PROPERTY VALUATIONS			Cash	1,151,451.55
Employee Fringe Benefits	109,000.00	Code Class # of Parcels % VAL'N			Taxes Receivable	102,900.54
Other Statutory Expenditures		ASSESSED VALUATION			Tax Title Liens	226.37
<b>MUNICIPAL FUNCTIONS</b>		1 Vacant Land 80 2.97			Foreclosed Property	
<b>CAPITAL IMPROVEMENTS</b>		2 Residential 921 88.62			Emergencies & Other Deferred Charges	2,500.00
<b>DEBT SERVICE</b>		3 Farm 62 8.42			State and Federal Aid Receivable	236,127.92
Principal Payments		4a Commercial 62 8.42			Other Receivables	188,229.63
Interest Payments		4b Industrial			Total	1,681,436.01
		4c Apartments			<b>LIABILITIES, RESERVES, AND SURPLUS</b>	
<b>DEFERRED CHARGES</b>		Total 1063			Cash Liabilities	705,231.73
SCHOOL, COUNTY, SPECIAL DISTRICT TAXES	37,100.00	Land Area .60 Sq Miles			Reserves for Receivables	388,413.94
RESERVE FOR UNCOLLECTED TAXES	263,340.00	Net Valuation Taxable-Municipal			Surplus	587,790.44
EXPENDITURES TOTAL	5,689,359.71	Net Valuation Taxable-County			Total	1,681,436.01
		State Equalized Valuation				
		State Equalization Ratio				

\*Includes County Health Service Taxes or County Open Space Tax. See Table 13.

0901

Population 1990 61,444  
 Population 1994 60,657  
 S & P Rating  
 Moody Rating AAA

General Tax Rate Per \$100 3.37  
 State Equalized Tax Rate 3.15

**BAYONNE CITY - HUDSON COUNTY**  
 Form of Government:  
**Mayor-Council Plan C (OMCL 50)**  
 Number of Members on Governing Body - 5

PER CAPITA:  
 Gross Debt 1,205.94  
 Net Debt 524.57  
 Debt Service 74.41  
 Total Tax Levy 1,369.87  
 Municipal Expenditures 893.71

PER CENT:  
 Gross Debt 2.71  
 Net Debt 1.15  
 Tax Levy Collected 95.76  
 Tax Levy Cancelled, Abated or Adjusted .88

EXPENDITURES-CURRENT YEAR		REVENUES REALIZED-CURRENT YEAR		PROPERTY TAXES-CURRENT YEAR	
<b>GENERAL GOVERNMENT</b>		<b>REVENUES REALIZED-CURRENT YEAR</b>		<b>PROPERTY TAXES-CURRENT YEAR</b>	
Governing Body & Public Boards	386,100.00	Property Taxes Collected	74,929,659.63	STATE EQUALIZED TAX RATE	
Municipal Clerk	190,000.00	Payments in Lieu of Taxes	704,833.08	Local District School Taxes	1.29 33,756,071.00
Financial Administration	467,600.00	Delinquent Tax & Lien Collections	2,909,538.99	Regional & Consolidated School Tax	
Assessment of Taxes	164,000.00	Business Personalty Replacement Taxes	2,816,998.89	School Taxes in Municipal Budget	-12 3,185,194.00
Collection of Taxes	206,000.00	Taxes from Public Utilities	3,255,631.45	County Taxes	-71 * 18,648,577.47
Planning, Housing & Development	49,000.00	Other Miscellaneous Tax Revenues		County Library Taxes	
Human Resources	1,073,282.19	State Aid Revenues	7,160,363.06	Local Municipal Purpose Taxes	1.04 27,251,830.57
Elections	170,200.00	Federal Aid Revenues		Veteran & Senior Citizen Taxes	
General Administration (other)	1,808,194.00			Total Taxes for Rate Computation	3.16 83,253,323.04
<b>JUDICIARY</b>		Sale of Acquired Property		Special District Taxes	
Municipal Courts	790,000.00	Other Miscellaneous Revenues	5,922,263.52	Bank Corp. Taxes	
<b>PUBLIC SAFETY</b>		Total	97,699,288.62	Added and Omitted Taxes	105,550.29
Fire Protection	8,616,108.00	Prior Years Surplus Appropriated	3,450,000.00	Total Taxes Levied - ABSTRACT	83,092,223.33
Police Protection	10,253,880.19	<b>REVENUES TOTAL</b>	101,149,288.62	Total Taxes Billed	78,246,855.58
Civil Defense & Disaster Control	40,400.00	Reserve For Uncollected Taxes	3,644,411.12	<b>TAXES COLLECTED</b>	74,929,659.63
Environmental Inspection & Control	300,250.00			Taxes Cancelled, Abated or Adjusted	687,738.89
Other Public Safety		<b>CAPITAL OUTLAY TOTAL</b>	3,569,662.38	Transfer to Tax Title Liens or Foreclosed	219,686.36
<b>PUBLIC WORKS</b>				Ending Balance	2,409,770.70
Streets and Drainage	3,468,621.20	Public Enterprises		<b>PRIOR YEARS TAXES OUTSTANDING</b>	
Sewers and Sewage Processing	4,035,000.00	Recreation-Culture	2,414,831.41	Beginning Balance	3,778,655.25
Garbage and Trash Disposal	270,000.00	Public Works		Collected	2,052,084.11
Public Buildings and Grounds	922,400.00	Buildings and Grounds	1,146,191.02	Cancelled, Abated or Adjusted	
Other Public Works	529,800.00	Library and Education	8,639.95	Transfers to Tax Title Liens or Foreclosed	735,314.61
<b>HEALTH and WELFARE</b>		Conservation		Ending Balance	991,256.56
Health Services Except Environmental	1,389,927.74	All Other		<b>TAX TITLE LIENS OUTSTANDING</b>	
Welfare-Public Assistance	136,400.00			Beginning Balance	1,466,104.98
Hospital, Clinics, First Aid	27,000.00	<b>CAPITAL DEBT AUTHORIZED, ENDING BALANCE</b>		Transfer From Taxes	955,000.97
Animal, Insect, & Rodent Control		<b>ISSUED AND UNISSUED</b>		Redeemed	857,454.83
Other Welfare Services		<b>GROSS DEBT</b>		Cancelled, Abated or Adjusted	
<b>RECREATION and CONSERVATION</b>		School	40,882,600	Transfers to Foreclosed Property	
Beaches and Boardwalks		Self-Liquidating	14,586,719	Ending Balance	1,563,651.07
Parks, Playgrounds, Shade Trees	604,400.00	Other	17,679,439	<b>PROPERTY ACQUIRED BY DEED OR FORECLOSURE</b>	
Land Reclamation & Conservation	149,220.00	Total	73,148,758	Beginning Balance	14,827,000.00
Other Recreational Services	122,150.00	<b>ISSUED AND OUTSTANDING</b>		Transfers From Taxes or Liens	
<b>EDUCATION (excluding schools)</b>		School	39,590,600.00	Sale for Cash	
Libraries	1,400,000.00	Self-Liquidating	13,006,719.00	Cancelled, Abated or Adjusted	
Other Educational Services		Other	16,136,379.36	Ending Balance	14,827,000.00
<b>STATUTORY EXPENDITURES</b>		Total	67,733,698.34	<b>CURRENT FINANCES ENDING BALANCE</b>	
Pensions & F. I. C. A.	3,607,000.00	<b>EQUALIZED VALUATION BASIS</b>		<b>ASSETS</b>	
Employee Fringe Benefits	4,444,876.26	<b>FOR NET DEBT COMPUTATION</b>	2,694,925,877	Cash	6,601,152.99
Other Statutory Expenditures		<b>REAL PROPERTY VALUATIONS</b>		Taxes Receivable	3,751,132.18
<b>MUNICIPAL FUNCTIONS</b>		Code Class # of Parcels % VAL'N	ASSESSED VALUATION	Tax Title Liens	1,563,651.07
<b>CAPITAL IMPROVEMENTS</b>		1 Vacant Land 439 4.62	112,892,000.00	Foreclosed Property	14,827,000.00
<b>DEBT SERVICE</b>		2 Residential 10605 58.21	1,421,827,000.00	Emergencies & Other Deferred Charges	215,000.00
Principal Payments	2,341,637.40	3 Farm		State and Federal Aid Receivable	543,899.20
Interest Payments	2,171,915.37	4a Commercial 1272 14.46	353,221,100.00	Other Receivables	2,800,971.37
<b>TYPE I SCHL DEBT *MEMO</b>	2,567,651.99	4b Industrial 151 18.16	443,570,600.00	Total	30,302,806.81
<b>DEFERRED CHARGES</b>	430,110.25	4c Apartments 323 4.55	111,078,000.00	<b>LIABILITIES, RESERVES, AND SURPLUS</b>	
<b>SCHOOL, COUNTY, SPECIAL DISTRICT TAXES</b>	55,734,842.47	Total	2,442,588,700.00	Cash Liabilities	4,205,798.94
<b>RESERVE FOR UNCOLLECTED TAXES</b>	3,644,411.12	Land Area 5.39 Sq. Miles		Reserves for Receivables	22,312,099.85
<b>EXPENDITURES TOTAL</b>	109,944,726.19	Net Valuation Taxable-Municipal	2,454,450,742	Surplus	3,784,908.02
		Net Valuation Taxable-County	2,757,394,975	Total	30,302,806.81
		State Equalized Valuation	2,602,311,892		
		State Equalization Ratio	93.52		

\* ABOVE DEBT SERVICE INCLUDES TYPE I SCHOOL DEBT

Includes County Health Service Taxes or County Open Space Tax. See Table 13.

1503

Population 1990 1,475  
 Population 1994 1,519  
 S & P Rating  
 Moody Rating AAA

General Tax Rate Per \$100 1.52  
 State Equalized Tax Rate 1.40

**BEACH HAVEN BOROUGH - OCEAN CO.**  
 Form of Government:  
**Commission (1911)**  
 Number of Members on Governing Body - 3

PER CAPITA:  
 Gross Debt 6,039.52  
 Net Debt 2,727.03  
 Debt Service 238.72  
 Total Tax Levy 5,239.44  
 Municipal Expenditures 3,140.54

PER CENT:  
 Gross Debt 1.60  
 Net Debt .72  
 Tax Levy Collected 96.50  
 Tax Levy Cancelled, Abated or Adjusted .74

EXPENDITURES-CURRENT YEAR		REVENUES REALIZED-CURRENT YEAR		PROPERTY TAXES-CURRENT YEAR	
<b>GENERAL GOVERNMENT</b>		<b>REVENUES REALIZED-CURRENT YEAR</b>		<b>STATE EQUALIZED TAX RATE</b> 1.15	
Governing Body & Public Boards		Property Taxes Collected	7,681,197.11	Local District School Taxes	854,747.00
Municipal Clerk		Payments in Lieu of Taxes		Regional & Consolidated School Tax	1,488,365.51
Financial Administration	148,171.44	Delinquent Tax & Lien Collections	227,319.84	School Taxes in Municipal Budget	
Assessment of Taxes	40,850.00	Business Personality Replacement Taxes	25,666.52	County Taxes	2,547,425.71 *
Collection of Taxes	59,090.00	Taxes from Public Utilities	201,315.00	County Library Taxes	
Planning, Housing & Development	57,293.00	Other Miscellaneous Tax Revenues		Local Municipal Purpose Taxes	3,049,392.00
Human Resources	56,735.77	State Aid Revenues	101,440.48	Veteran & Senior Citizen Taxes	24,450.00
Elections	3,000.00	Federal Aid Revenues		Total Taxes for Rate Computation	7,964,380.22
General Administration (other)	317,481.94			Special District Taxes	
<b>JUDICIARY</b>		Sale of Acquired Property		Bank Corp. Taxes	
Municipal Courts	56,550.00	Other Miscellaneous Revenues	684,236.16	Added and Omitted Taxes	18,774.18
<b>PUBLIC SAFETY</b>		Total	8,921,175.11	Total Taxes Levied - ABSTRACT	7,958,704.40
Fire Protection	23,925.00	Prior Years Surplus Appropriated	1,034,000.00	Total Taxes Billed	7,959,454.67
Police Protection	916,359.28	<b>REVENUES TOTAL</b>	9,955,175.11	<b>TAXES COLLECTED</b>	7,681,197.11
Civil Defense & Disaster Control	14,467.68	Reserve For Uncollected Taxes	435,285.00	Taxes Cancelled, Abated or Adjusted	58,914.59
Environmental Inspection & Control	21,170.00	<b>CAPITAL OUTLAY TOTAL</b>	1,240,024.56	Transfer to Tax Title Liens or Foreclosed	403.60
Other Public Safety		Public Enterprises	516,093.19	Ending Balance	218,939.37
<b>PUBLIC WORKS</b>		Recreation-Culture	4,900.00	<b>PRIOR YEARS TAXES OUTSTANDING</b>	
Streets and Drainage	409,021.73	Public Works	612,119.68	Beginning Balance	262,154.35
Sewers and Sewage Processing	51,675.00	Buildings and Grounds	106,911.69	Collected	217,022.55
Garbage and Trash Disposal	543,800.00	Library and Education		Cancelled, Abated or Adjusted	4,662.01
Public Buildings and Grounds	102,500.00	Conservation		Transfers to Tax Title Liens or Foreclosed	
Other Public Works	3,900.00	All Other		Ending Balance	40,469.79
<b>HEALTH and WELFARE</b>		<b>CAPITAL DEBT AUTHORIZED, ENDING BALANCE</b>		<b>TAX TITLE LIENS OUTSTANDING</b>	
Health Services Except Environmental	41,000.00	ISSUED AND UNISSUED		Beginning Balance	15,217.73
Welfare-Public Assistance	2,000.00	School	1,765,975	Transfer From Taxes	403.60
Hospital, Clinics, First Aid	5,500.00	Self-Liquidating	2,097,026	Redeemed	10,297.29
Animal, Insect, & Rodent Control	11,500.00	Other	5,311,028	Cancelled, Abated or Adjusted	
Other Welfare Services		Total	9,174,029	Transfers to Foreclosed Property	
<b>RECREATION and CONSERVATION</b>		<b>ISSUED AND OUTSTANDING</b>		Ending Balance	5,324.04
Beeches and Boardwalks	201,029.64	School	1,765,975.00	<b>PROPERTY ACQUIRED BY DEED OR FORECLOSURE</b>	
Perks, Playgrounds, Shade Trees	17,100.00	Self-Liquidating	2,047,961.00	Beginning Balance	24,705.00
Land Reclamation & Conservation		Other	5,064,134.00	Transfers From Taxes or Liens	
Other Recreational Services	17,550.00	Total	8,878,070.00	Sale for Cash	
<b>EDUCATION (excluding schools)</b>		<b>EQUALIZED VALUATION BASIS FOR NET DEBT COMPUTATION</b>	574,099,248	Cancelled, Abated or Adjusted	
Libraries	192,193.00	<b>REAL PROPERTY VALUATIONS</b>		Ending Balance	24,705.00
Other Educational Services	750.00	Code Class # of Parcels % VAL'N ASSESSED VALUATION		<b>CURRENT FINANCES ENDING BALANCE ASSETS</b>	
<b>STATUTORY EXPENDITURES</b>		1 Vacant Land 369 4.65 24,162,500.00		Cash	1,778,267.36
Pensions & F. I. C. A.	210,000.00	2 Residential 2081 83.55 434,531,900.00		Taxes Receivable	259,409.16
Employee Fringe Benefits	364,778.00	3 Farm 112 10.34 53,799,825.00		Tax Title Liens	5,324.04
Other Statutory Expenditures	20,000.00	4a Commercial 17 1.47 7,620,200.00		Foreclosed Property	24,705.00
<b>MUNICIPAL FUNCTIONS TOTAL</b>	3,909,391.48	Total 2579 520,114,425.00		Emergencies & Other Deferred Charges	105,575.00
<b>CAPITAL IMPROVEMENTS *MEMO*</b>	85,000.00	Land Area 1.00 Sq Miles		State and Federal Aid Receivable	
<b>DEBT SERVICE</b>		Net Valuation Taxable-Municipal	521,384,040	Other Receivables	43,185.27
Principal Payments	199,386.82	Net Valuation Taxable-County	570,995,938	Total	2,216,465.83
Interest Payments	163,235.57	State Equalized Valuation	564,042,202	<b>LIABILITIES, RESERVES, AND SURPLUS</b>	
<b>DEFERRED CHARGES</b>	63,180.00	State Equalization Ratio	92.42	Cash Liabilities	943,938.59
SCHOOL, COUNTY, SPECIAL DISTRICT TAXES	4,890,538.22			Reserves for Receivables	332,623.47
RESERVE FOR UNCOLLECTED TAXES	435,285.00			Surplus	939,903.77
<b>EXPENDITURES TOTAL</b>	9,661,017.09			Total	2,216,465.83

\*Includes County Health Service Taxes or County Open Space Tax. See Table 13.

1534

Population 1990 9,324  
 Population 1994 9,763  
 S & P Rating  
 Moody Rating AAA

General Tax Rate Per \$100. 2.08  
 State Equalized Tax Rate 2.27

**BEACHWOOD BOROUGH - OCEAN COUNTY**  
 Form of Government:  
**Borough Council**  
 Number of Members on Governing Body - 6

PER CAPITA:  
 Gross Debt 883.97  
 Net Debt 617.80  
 Debt Service 46.44  
 Total Tax Levy 868.81  
 Municipal Expenditures 443.41

PER CENT:  
 Gross Debt 2.34  
 Net Debt 1.63  
 Tax Levy Collected 94.45  
 Tax Levy Cancelled, Abated or Adjusted .63

EXPENDITURES-CURRENT YEAR		REVENUES REALIZED-CURRENT YEAR		PROPERTY TAXES-CURRENT YEAR	
<b>GENERAL GOVERNMENT</b>		<b>REVENUES REALIZED-CURRENT YEAR</b>		<b>STATE EQUALIZED TAX RATE</b> →	
Governing Body & Public Boards		Property Taxes Collected	8,012,520.09	Local District School Taxes	
Municipal Clerk		Payments In Lieu of Taxes		Regional & Consolidated School Tax	1.25
Financial Administration	55,465.00	Delinquent Tax & Lien Collections	441,213.86	School Taxes in Municipal Budget	
Assessment of Taxes	13,375.00	Business Personality Replacement Taxes	10,925.88	County Taxes	.46 *
Collection of Taxes	85,820.00	Taxes from Public Utilities	411,902.00	County Library Taxes	.04
Planning, Housing & Development	12,536.00	Other Miscellaneous Tax Revenues		Local Municipal Purpose Taxes	.52
Human Resources	115,735.49	State Aid Revenues	729,065.25	Veteran & Senior Citizen Taxes	
Elections	1,630.00	Federal Aid Revenues		Total Taxes for Rate Computation	2.27
General Administration (other)	446,655.00			Special District Taxes	
<b>JUDICIARY</b>		Sale of Acquired Property	28,000.00	Bank Corp. Taxes	
Municipal Courts	73,270.00	Other Miscellaneous Revenues	400,057.18	Added and Omitted Taxes	
<b>PUBLIC SAFETY</b>		Total	10,033,684.26	Total Taxes Levied - ABSTRACT	8,482,178.93
Fire Protection	64,766.00	Prior Years Surplus Appropriated	937,000.00	Total Taxes Billed	8,483,174.91
Police Protection	860,072.18	<b>REVENUES TOTAL</b>	10,970,684.26	<b>TAXES COLLECTED</b>	8,012,520.09
Civil Defense & Disaster Control	6,138.00	Reserve For Uncollected Taxes	518,544.23	Taxes Cancelled, Abated or Adjusted	53,067.61
Environmental Inspection & Control	30,566.00	<b>CAPITAL OUTLAY TOTAL</b>	2,761,769.33	Transfer to Tax Title Liens or Foreclosed	17,245.25
Other Public Safety				Ending Balance	400,341.96
<b>PUBLIC WORKS</b>		Public Enterprises		<b>PRIOR YEARS TAXES OUTSTANDING</b>	
Streets and Drainage	174,407.56	Recreation-Culture	152,000.00	Beginning Balance	398,100.94
Sewers and Sewage Processing	182,265.00	Public Works		Collected	386,720.92
Garbage and Trash Disposal	338,693.00	Buildings and Grounds	2,609,769.33	Cancelled, Abated or Adjusted	
Public Buildings and Grounds	28,294.00	Library and Education		Transfers to Tax Title Liens or Foreclosed	6,943.43
Other Public Works	347,700.00	Conservation		Ending Balance	4,436.59
<b>HEALTH and WELFARE</b>		All Other		<b>TAX TITLE LIENS OUTSTANDING</b>	
Health Services Except Environmental	940.00	<b>CAPITAL DEBT AUTHORIZED, ENDING BALANCE</b>		Beginning Balance	80,808.14
Welfare-Public Assistance	8,780.00	ISSUED AND UNISSUED		Transfer From Taxes	22,364.03
Hospital, Clinics, First Aid		School	470,538	Redeemed	54,492.94
Animal, Insect, & Rodent Control	6,500.00	Self-Liquidating	2,128,138	Cancelled, Abated or Adjusted	
Other Welfare Services		Other	6,031,543	Transfers to Foreclosed Property	
<b>RECREATION and CONSERVATION</b>		Total	8,630,219	Ending Balance	48,679.23
Beaches and Boardwalks	7,790.00	ISSUED AND OUTSTANDING		<b>PROPERTY ACQUIRED BY DEED OR FORECLOSURE</b>	
Parks, Playgrounds, Shade Trees	2,715.00	School	470,538.00	Beginning Balance	1,344,402.00
Land Reclamation & Conservation		Self-Liquidating	2,127,600.00	Transfers From Taxes or Liens	
Other Recreational Services	1,930.00	Other	5,172,250.00	Sale for Cash	
<b>EDUCATION (excluding schools)</b>		Total	7,770,388.00	Cancelled, Abated or Adjusted	
Libraries	7,860.00	<b>EQUALIZED VALUATION BASIS FOR NET DEBT COMPUTATION</b>	369,223,286	Ending Balance	1,344,402.00
Other Educational Services		<b>REAL PROPERTY VALUATIONS</b>		<b>CURRENT FINANCES ENDING BALANCE</b>	
<b>STATUTORY EXPENDITURES</b>		Code Class # of Parcels % VAL'N ASSESSED VALUATION		ASSETS	
Pensions & F. I. C. A.	159,000.00	1 Vacant Land 861 5.44	21,905,200.00	Cash	2,082,466.00
Employee Fringe Benefits	305,778.00	2 Residential 3297 90.74	365,099,158.00	Taxes Receivable	404,778.55
Other Statutory Expenditures	15,000.00	3 Farm		Tax Title Liens	48,679.23
<b>MUNICIPAL FUNCTIONS TOTAL</b>	3,353,681.23	4a Commercial 73 3.82	15,350,200.00	Foreclosed Property	1,344,402.00
<b>CAPITAL IMPROVEMENTS *MEMO*</b>	25,000.00	4b Industrial		Emergencies & Other Deferred Charges	10,000.00
<b>DEBT SERVICE</b>		4c Apartments		State and Federal Aid Receivable	
Principal Payments	299,250.00	Total	4231	Other Receivables	300,066.40
Interest Payments	154,184.19	Land Area 2.80 Sq. Miles		Total	4,190,392.18
<b>DEFERRED CHARGES</b>	3,400.00	Net Valuation Taxable-Municipal	403,666,382	<b>LIABILITIES, RESERVES, AND SURPLUS</b>	
SCHOOL, COUNTY, SPECIAL DISTRICT TAXES	6,503,157.48	Net Valuation Taxable-County	372,118,615	Cash Liabilities	1,102,013.21
RESERVE FOR UNCOLLECTED TAXES	518,544.23	State Equalized Valuation	370,207,541	Reserves for Receivables	2,097,926.18
<b>EXPENDITURES TOTAL</b>	10,832,217.13	State Equalization Ratio	109.07	Surplus	990,452.79
				Total	4,190,392.18

\*Includes County Health Service Taxes or County Open Space Tax. See Table 13.

1801

Population 1990 7,086  
 Population 1994 7,952  
 S & P Rating  
 Moody Rating AA1

General Tax Rate Per \$100. 1.32  
 State Equalized Tax Rate 1.25

**BEDMINSTER TOWNSHIP - SOMERSET CO.**  
 Form of Government:  
**Township Committee**  
 Number of Members on Governing Body - 3

PER CAPITA: PER CENT:  
 Gross Debt 1,189.57 Gross Debt .79  
 Net Debt 837.36 Net Debt .56  
 Debt Service 103.69 Tax Levy Collected 98.14  
 Total Tax Levy 1,913.69 Tax Levy Cancelled, Abated  
 Municipal Expenditures 719.66 or Adjusted .30

EXPENDITURES-CURRENT YEAR		REVENUES REALIZED-CURRENT YEAR		PROPERTY TAXES-CURRENT YEAR	
<b>GENERAL GOVERNMENT</b>		<b>PROPERTY TAXES COLLECTED</b>		<b>STATE EQUALIZED TAX RATE</b>	
Governing Body & Public Boards		Property Taxes Collected	15,035,234.35	Local District School Taxes	.58
Municipal Clerk		Payments in Lieu of Taxes		Regional & Consolidated School Tax	
Financial Administration	152,262.00	Delinquent Tax & Lien Collections	311,284.76	School Taxes in Municipal Budget	
Assessment of Taxes	99,947.00	Business Personalty Replacement Taxes	59,576.56	County Taxes	.43 *
Collection of Taxes	58,855.00	Taxes from Public Utilities	783,620.00	County Library Taxes	
Planning, Housing & Development	140,149.00	Other Miscellaneous Tax Revenues		Local Municipal Purpose Taxes	.24
Human Resources	77,898.00	State Aid Revenues	200,183.89	Veteran & Senior Citizen Taxes	
Elections		Federal Aid Revenues		Total Taxes for Rate Computation	1.25
General Administration (other)	784,380.04			Special District Taxes	
<b>JUDICIARY</b>				Bank Corp. Taxes	
Municipal Courts	110,879.00	Sale of Acquired Property		Added and Omitted Taxes	
<b>PUBLIC SAFETY</b>		Other Miscellaneous Revenues	1,162,035.26	Total Taxes Levied - ABSTRACT	231,314.86
Fire Protection	250,255.40	Total	17,551,934.82	Total Taxes Billed	15,217,667.86
Police Protection	925,694.91	Prior Years Surplus Appropriated	1,544,824.26	TAXES COLLECTED	15,035,234.35
Civil Defense & Disaster Control	5,500.00	REVENUES	19,096,759.08	Taxes Cancelled, Abated or Adjusted	46,607.08
Environmental Inspection & Control	47,257.00	Reserve For Uncollected Taxes	599,620.82	Transfer to Tax Title Liens or Foreclosed	
Other Public Safety		CAPITAL OUTLAY	1,065,310.00	Ending Balance	237,656.83
<b>PUBLIC WORKS</b>		<b>TOTAL</b>		<b>PRIOR YEARS TAXES OUTSTANDING</b>	
Streets and Drainage	602,069.84	Public Enterprises	858,876.29	Beginning Balance	335,997.50
Sewers and Sewage Processing		Recreation-Culture	16,455.30	Collected	311,284.76
Garbage and Trash Disposal	3,600.00	Public Works	112,662.14	Cancelled, Abated or Adjusted	8,507.70
Public Buildings and Grounds	66,061.00	Buildings and Grounds	77,316.27	Transfers to Tax Title Liens or Foreclosed	
Other Public Works		Library and Education		Ending Balance	16,205.04
<b>HEALTH and WELFARE</b>		Conservation		<b>TAX TITLE LIENS OUTSTANDING</b>	
Health Services Except Environmental	81,555.00	All Other		Beginning Balance	
Welfare-Public Assistance	1,625.00			Transfer From Taxes	
Hospital, Clinics, First Aid		<b>CAPITAL DEBT AUTHORIZED, ENDING BALANCE</b>		Redeemed	
Animal, Insect, & Rodent Control		ISSUED AND UNISSUED	GROSS DEBT	NET DEBT	
Other Welfare Services		School			
<b>RECREATION and CONSERVATION</b>		Self-Liquidating	2,800,800		
Beeches and Boardwalks		Other	6,658,673		
Perks, Playgrounds, Shade Trees		Total	9,459,473		
Land Reclamation & Conservation	67,385.00	ISSUED AND OUTSTANDING			
Other Recreational Services	36,932.00	School			
<b>EDUCATION (excluding schools)</b>		Self-Liquidating	2,400,000.00		
Libraries	318,623.00	Other	6,658,673.38		
Other Educational Services	3,040.00	Total	9,058,673.38		
<b>STATUTORY EXPENDITURES</b>		<b>EQUALIZED VALUATION BASIS</b>			
Pensions & F. I. C. A.	193,596.00	FOR NET DEBT COMPUTATION	1,193,298,247		
Employee Fringe Benefits	258,000.00	<b>REAL PROPERTY VALUATIONS</b>			
Other Statutory Expenditures		Code Class # of Parcels % VAL'N	ASSESSED VALUATION		
<b>MUNICIPAL FUNCTIONS</b>		1 Vacant Land 145 2.70	30,388,674.00		
CAPITAL IMPROVEMENTS	4,285,564.19	2 Residential 4000 55.46	623,603,600.00		
DEBT SERVICE	* MEMO*	3 Farm 371 11.26	126,575,334.00		
Principal Payments	494,673.59	4a Commercial 102 30.57	343,761,900.00		
Interest Payments	329,885.57	4b Industrial			
<b>DEFERRED CHARGES</b>		4c Apartments			
SCHOOL, COUNTY, SPECIAL DISTRICT TAXES	13,000.00	Total 4618	1,124,329,508.00		
RESERVE FOR UNCOLLECTED TAXES	12,095,832.59	Land Area 26.70 Sq. Miles			
EXPENDITURES	17,818,576.76	Net Valuation Taxable-Municipal	1,134,449,878		
		Net Valuation Taxable-County	1,221,639,313		
		State Equalized Valuation	1,195,371,802		
		State Equalization Ratio	94.86		
				<b>CURRENT FINANCES ENDING BALANCE</b>	
				<b>ASSETS</b>	
				Cash	5,499,916.97
				Taxes Receivable	253,861.87
				Tax Title Liens	
				Foreclosed Property	
				Emergencies & Other Deferred Charges	26,000.00
				State and Federal Aid Receivable	12,338.41
				Other Receivables	1,767.04
				Total	5,793,884.29
				<b>LIABILITIES, RESERVES, AND SURPLUS</b>	
				Cash Liabilities	666,206.10
				Reserves for Receivables	255,628.91
				Surplus	4,872,049.28
				Total	5,793,884.29

0701

Population 1990 34,213  
 Population 1994 33,531  
 S & P Rating  
 Moody Rating BAA1

General Tax Rate Per \$100. 11.33  
 State Equalized Tax Rate 3.62

**BELLEVILLE TOWNSHIP - ESSEX COUNTY**  
 Form of Government:  
**Commission (1911)**  
 Number of Members on Governing Body - 5

PER CAPITA  
 Gross Debt 595.22  
 Net Debt 476.22  
 Debt Service 35.16  
 Total Tax Levy 1,502.69  
 Municipal Expenditures 886.15

PER CENT:  
 Gross Debt 1.37  
 Net Debt 1.09  
 Tax Levy Collected 94.78  
 Tax Levy Cancelled, Abated or Adjusted .40

EXPENDITURES-CURRENT YEAR		REVENUES REALIZED-CURRENT YEAR		PROPERTY TAXES-CURRENT YEAR	
<b>GENERAL GOVERNMENT</b>		<b>REVENUES REALIZED-CURRENT YEAR</b>		<b>STATE EQUALIZED TAX RATE</b>	
Governing Body & Public Boards		Property Taxes Collected	67,764,242.93	Local District School Taxes	1.86 23,075,809.00
Municipal Clerk	121,499.00	Payments in Lieu of Taxes		Regional & Consolidated School Tax	
Financial Administration	278,412.00	Delinquent Tax & Lien Collections	1,480,519.57	School Taxes in Municipal Budget	
Assessment of Taxes	106,785.00	Business Personalty Replacement Taxes	910,853.84	County Taxes	.76 * 10,625,301.51
Collection of Taxes	102,392.00	Taxes from Public Utilities	1,931,331.00	County Library Taxes	
Planning, Housing & Development	61,361.00	Other Miscellaneous Tax Revenues		Local Municipal Purpose Taxes	1.20 16,672,381.39
Human Resources	352,349.00	State Aid Revenues	5,664,953.91	Veteran & Senior Citizen Taxes	369,000.00
Elections	61,000.00	Federal Aid Revenues		Total Taxes for Rate Computation	3.62 50,742,491.90
General Administration (other)	2,473,602.00			Special District Taxes	
<b>JUDICIARY</b>		Sale of Acquired Property		Bank Corp. Taxes	
Municipal Courts	271,439.05	Other Miscellaneous Revenues	1,653,460.72	Added and Omitted Taxes	13,229.72
<b>PUBLIC SAFETY</b>		Total	59,405,361.97	Total Taxes Levied - ABSTRACT	50,386,721.62
Fire Protection	6,200,934.25	Prior Years Surplus Appropriated	1,500,000.00	Total Taxes Billed	50,397,014.60
Police Protection	5,757,573.59	<b>REVENUES TOTAL</b>	60,905,361.97	<b>TAXES COLLECTED</b>	47,764,242.93
Civil Defense & Disaster Control	32,236.00	Reserve For Uncollected Taxes	2,403,000.00	Taxes Cancelled, Abated or Adjusted	202,241.24
Environmental Inspection & Control	239,051.00	<b>CAPITAL OUTLAY TOTAL</b>	1,810,771.53	Transfer to Tax Title Liens or Foreclosed	152,527.36
Other Public Safety				Ending Balance	2,278,003.07
<b>PUBLIC WORKS</b>		Public Enterprises		<b>PRIOR YEARS TAXES OUTSTANDING</b>	
Streets and Drainage	2,801,930.03	Recreation-Culture		Beginning Balance	2,341,918.60
Sewers and Sewage Processing	924.00	Public Works	1,359,567.14	Collected	1,205,528.40
Garbage and Trash Disposal	2,500,000.00	Buildings and Grounds	451,204.39	Cancelled, Abated or Adjusted	
Public Buildings and Grounds	580,331.00	Library and Education		Transfers to Tax Title Liens or Foreclosed	
Other Public Works	80,000.00	Conservation		Ending Balance	1,136,390.20
<b>HEALTH and WELFARE</b>		All Other		<b>TAX TITLE LIENS OUTSTANDING</b>	
Health Services Except Environmental	558,533.00			Beginning Balance	1,225,183.08
Welfare-Public Assistance	289,503.00	<b>CAPITAL DEBT AUTHORIZED, ENDING BALANCE</b>		Transfer From Taxes	152,527.36
Hospital, Clinics, First Aid	7,001.00	<b>ISSUED AND UNISSUED GROSS DEBT NET DEBT</b>		Redeemed	274,991.17
Animal, Insect, & Rodent Control	32,154.00	School	109,000	Cancelled, Abated or Adjusted	
Other Welfare Services		Self-Liquidating	3,170,000	Transfers to Foreclosed Property	
<b>RECREATION and CONSERVATION</b>		Other	16,679,198	Ending Balance	1,102,719.27
Beeches and Boardwalks		Total	19,958,198	<b>PROPERTY ACQUIRED BY DEED OR FORECLOSURE</b>	
Perks, Playgrounds, Shede Trees	153,090.00	<b>ISSUED AND OUTSTANDING</b>		Beginning Balance	60,400.00
Land Reclamation & Conservation	15,024.60	School	109,000.00	Transfers From Taxes or Liens	
Other Recreational Services	192,705.00	Self-Liquidating	2,900,000.00	Sale for Cash	
<b>EDUCATION (excluding schools)</b>		Other	11,480,600.68	Cancelled, Abated or Adjusted	
Libraries	563,158.00	Total	14,489,600.68	Ending Balance	60,400.00
Other Educational Services		<b>EQUALIZED VALUATION BASIS FOR NET DEBT COMPUTATION</b>	1,460,201,083	<b>CURRENT FINANCES ENDING BALANCE</b>	
<b>STATUTORY EXPENDITURES</b>		<b>REAL PROPERTY VALUATIONS</b>		<b>ASSETS</b>	
Pensions & F. I. C. A.	1,764,195.00	Code Class # of Parcels % VAL'N		Cash	8,816,916.37
Employee Fringe Benefits	2,589,400.00	1 Vacant Land 299 .49	2,149,900.00	Taxes Receivable	3,414,393.27
Other Statutory Expenditures		2 Residential 8139 72.62	321,399,000.00	Tax Title Liens	1,102,719.27
<b>MUNICIPAL FUNCTIONS</b>		3 Farm		Foreclosed Property	60,400.00
<b>CAPITAL IMPROVEMENTS</b>		4a Commercial 578 12.29	54,378,000.00	Emergencies & Other Deferred Charges	
<b>DEBT SERVICE</b>		4b Industrial 151 6.98	30,889,500.00	State and Federal Aid Receivable	169,545.74
Principal Payments	454,465.84	4c Apartments 124 7.63	33,747,900.00	Other Receivables	499,244.50
Interest Payments	724,559.89	Total 9291	442,564,300.00	Total	14,063,219.15
<b>DEFERRED CHARGES</b>		Land Area 3.30 Sq. Miles		<b>LIABILITIES, RESERVES, AND SURPLUS</b>	
SCHOOL, COUNTY, SPECIAL DISTRICT TAXES	11,881.75	Net Valuation Taxable-Municipal	444,693,600	Cash Liabilities	7,559,112.54
RESERVE FOR UNCOLLECTED TAXES	33,701,110.51	Net Valuation Taxable-County	1,518,305,619	Reserves for Receivables	5,077,257.04
<b>EXPENDITURES TOTAL</b>	63,481,600.51	State Equalized Valuation	1,389,043,434	Surplus	1,426,849.57
		State Equalization Ratio	31.91	Total	14,063,219.15

\*Includes County Health Service Taxes or County Open Space Tax See Table 13.

0404

Population 1990 12,603  
 Population 1994 12,511  
 S & P Rating  
 Moody Rating 3AA1

General Tax Rate Per \$100. 3.08  
 State Equalized Tax Rate 2.93

**BELLMAWR BOROUGH - CAMDEN COUNTY**  
 Form of Government:  
**Borough Council**  
 Number of Members on Governing Body - 6

PER CAPITA: Gross Debt 451.53 PER CENT: Gross Debt 1.23  
 Net Debt 194.33 Net Debt .53  
 Debt Service 6.97 Tax Levy Collected 95.60  
 Total Tax Levy 1,062.57 Tax Levy Cancelled, Abated or Adjusted  
 Municipal Expenditures 443.52 .43

EXPENDITURES-CURRENT YEAR		REVENUES REALIZED-CURRENT YEAR			PROPERTY TAXES-CURRENT YEAR	
<b>GENERAL GOVERNMENT</b>		<b>REVENUES REALIZED-CURRENT YEAR</b>			<b>STATE EQUALIZED TAX RATE</b>	
Governing Body & Public Boards		Property Taxes Collected		Local District School Taxes	1.03	4,641,221.00
Municipal Clerk		Payments in Lieu of Taxes		Regional & Consolidated School Tax	.45	2,022,697.63
Financial Administration	25,271.00	Delinquent Tax & Lien Collections	493,804.29	School Taxes in Municipal Budget		
Assessment of Taxes	34,250.00	Business Personalty Replacement Taxes	104,440.88	County Taxes	.87 *	3,927,850.81
Collection of Taxes	66,500.00	Taxes from Public Utilities	702,804.00	County Library Taxes	.03	155,390.43
Planning, Housing & Development	5,700.00	Other Miscellaneous Tax Revenues		Local Municipal Purpose Taxes	.55	2,503,003.51
Human Resources	109,253.00	State Aid Revenues	1,147,456.74	Veteran & Senior Citizen Taxes		216,700.00
Elections	4,900.00	Federal Aid Revenues		Total Taxes for Rate Computation	2.93	13,466,913.38
General Administration (other)	543,773.00			Special District Taxes		
<b>JUDICIARY</b>		Sale of Acquired Property		Bank Corp. Taxes		
Municipal Courts	144,100.00	Other Miscellaneous Revenues	602,696.37	Added and Omitted Taxes		43,648.19
<b>PUBLIC SAFETY</b>				Total Taxes Levied - ABSTRACT		13,293,811.57
Fire Protection	134,636.10	Prior Years Surplus Appropriated	38,000.00	Total Taxes Billed		13,307,532.94
Police Protection	1,040,220.27	<b>REVENUES TOTAL</b>	<b>15,811,408.47</b>	<b>TAXES COLLECTED</b>		<b>12,722,206.19</b>
Civil Defense & Disaster Control	5,932.00	Reserve For Uncollected Taxes	851,875.72	Taxes Cancelled, Abated or Adjusted		57,644.23
Environmental Inspection & Control		<b>CAPITAL OUTLAY TOTAL</b>	<b>738,917.83</b>	Transfer to Tax Title Liens or Foreclosed		14,727.89
Other Public Safety				Ending Balance		512,954.64
<b>PUBLIC WORKS</b>		Public Enterprises	29,678.03	<b>PRIOR YEARS TAXES OUTSTANDING</b>		
Streets and Drainage	877,172.91	Recreation-Culture		Beginning Balance		639,478.11
Sewers and Sewage Processing		Public Works	54,064.80	Collected		493,804.29
Garbage and Trash Disposal	551,449.00	Buildings and Grounds	655,175.00	Cancelled, Abated or Adjusted		
Public Buildings and Grounds	91,580.00	Library and Education		Transfers to Tax Title Liens or Foreclosed		
Other Public Works		Conservation		Ending Balance		145,673.82
<b>HEALTH and WELFARE</b>		All Other		<b>TAX TITLE LIENS OUTSTANDING</b>		
Health Services Except Environmental	10,706.00			Beginning Balance		101,644.87
Welfare-Public Assistance	9,236.00	<b>CAPITAL DEBT AUTHORIZED, ENDING BALANCE</b>		Transfer From Taxes		14,727.88
Hospital, Clinics, First Aid		<b>ISSUED AND UNISSUED</b>		Redeemed		
Animal, Insect, & Rodent Control	6,500.00	School	2,457,614	Cancelled, Abated or Adjusted		
Other Welfare Services		Sell-Liquidating	620,300	Transfers to Foreclosed Property		
<b>RECREATION and CONSERVATION</b>		Other	2,571,158	Ending Balance		116,372.75
Beaches and Boardwalks		Total	5,649,072	<b>PROPERTY ACQUIRED BY DEED OR FORECLOSURE</b>		
Parks, Playgrounds, Shade Trees	180,109.00	<b>ISSUED AND OUTSTANDING</b>		Beginning Balance		14,761.00
Land Reclamation & Conservation	1,650.00	School	2,457,614.44	Transfers From Taxes or Liens		
Other Recreational Services	20,352.00	Sell-Liquidating	443,000.00	Sale for Cash		
<b>EDUCATION (excluding schools)</b>		Other	1,557,780.00	Cancelled, Abated or Adjusted		
Libraries	12,549.00	Total	4,458,394.44	Ending Balance		14,761.00
Other Educational Services		<b>EQUALIZED VALUATION BASIS</b>		<b>CURRENT FINANCES ENDING BALANCE</b>		
<b>STATUTORY EXPENDITURES</b>		<b>FOR NET DEBT COMPUTATION</b>	<b>460,656,580</b>	<b>ASSETS</b>		
Pensions & F. I. C. A.	252,804.00	<b>REAL PROPERTY VALUATIONS</b>		Cash		2,168,444.59
Employee Fringe Benefits	476,250.00	Code Class # of Parcels % VAL'N		Taxes Receivable		658,628.46
Other Statutory Expenditures	5,000.00	1 Vacant Land 108 1.21		Tax Title Liens		116,372.75
<b>MUNICIPAL FUNCTIONS</b>		2 Residential 3365 69.84		Foreclosed Property		14,761.00
<b>CAPITAL IMPROVEMENTS</b>		3 Farm		Emergencies & Other Deferred Charges		
<b>DEBT SERVICE</b>		4a Commercial 111 7.99		State and Federal Aid Receivable		22,679.96
Principal Payments	35,065.13	4b Industrial 60 17.17		Other Receivables		127,696.26
Interest Payments	52,076.15	4c Apartments 8 3.80		Total		3,108,583.02
<b>DEFERRED CHARGES</b>		Total 3652		<b>LIABILITIES, RESERVES, AND SURPLUS</b>		
SCHOOL, COUNTY, SPECIAL DISTRICT TAXES	10,747,159.87	Land Area 2.99 Sq. Miles		Cash Liabilities		1,864,293.32
RESERVE FOR UNCOLLECTED TAXES	851,875.72	Net Valuation Taxable-Municipal	431,205,625	Reserves for Receivables		912,458.47
<b>EXPENDITURES TOTAL</b>	<b>16,296,070.15</b>	Net Valuation Taxable-County	464,760,106	Surplus		326,831.23
		State Equalized Valuation	452,520,588	Total		3,103,583.02
		State Equalization Ratio	95.27			

\*Includes County Health Service Taxes or County Open Space Tax. See Table 13.

Population 1990 **5,877**  
 Population 1994 **5,917**  
 S & P Rating  
 Moody Rating **AAA**

General Tax Rate Per \$100. **2.46**  
 State Equalized Tax Rate **2.35**

**BELMAR BOROUGH - MONMOUTH COUNTY**  
 Form of Government:  
**Commission (1911)**  
 Number of Members on Governing Body - 3

PER CAPITA:  
 Gross Debt **1,430.08** Gross Debt **2.02**  
 Net Debt **1,126.50** Net Debt **1.59**  
 Debt Service **168.70** Tax Levy Collected **94.53**  
 Total Tax Levy **1,642.15** Tax Levy Cancelled, Abated or Adjusted **.19**  
 Municipal Expenditures **1,558.96**

EXPENDITURES-CURRENT YEAR		REVENUES REALIZED-CURRENT YEAR			PROPERTY TAXES-CURRENT YEAR	
<b>GENERAL GOVERNMENT</b>		<b>Property Taxes Collected</b>			<b>STATE EQUALIZED TAX RATE</b>	
Governing Body & Public Boards		<b>Payments in Lieu of Taxes</b>			Local District School Taxes	<b>.79</b>
Municipal Clerk		<b>Delinquent Tax &amp; Lien Collections</b>			Regional & Consolidated School Tax	
Financial Administration	<b>132,600.00</b>	<b>Business Personalty Replacement Taxes</b>			School Taxes in Municipal Budget	
Assessment of Taxes	<b>16,800.00</b>	<b>Taxes from Public Utilities</b>			County Library Taxes	<b>.47</b> *
Collection of Taxes	<b>52,400.00</b>	<b>Other Miscellaneous Tax Revenues</b>			Local Municipal Purpose Taxes	<b>1.09</b>
Planning, Housing & Development	<b>28,600.00</b>	<b>State Aid Revenues</b>			Veteran & Senior Citizen Taxes	
Human Resources	<b>58,376.00</b>	<b>Federal Aid Revenues</b>			Total Taxes for Rate Computation	<b>2.35</b>
Elections	<b>6,500.00</b>	<b>Sale of Acquired Property</b>			Special District Taxes	
General Administration (other)	<b>867,263.00</b>	<b>Other Miscellaneous Revenues</b>			Bank Corp. Taxes	
<b>JUDICIARY</b>		<b>Total</b>			Added and Omitted Taxes	<b>16,846.20</b>
Municipal Courts	<b>238,600.00</b>	<b>Prior Years Surplus Appropriated</b>			Total Taxes Levied - ABSTRACT	<b>9,716,607.43</b>
<b>PUBLIC SAFETY</b>		<b>REVENUES TOTAL</b>			Total Taxes Billed	<b>9,718,555.32</b>
Fire Protection	<b>188,438.00</b>	<b>Reserve For Uncollected Taxes</b>			<b>TAXES COLLECTED</b>	<b>9,187,078.89</b>
Police Protection	<b>1,713,299.50</b>	<b>CAPITAL OUTLAY TOTAL</b>			Taxes Cancelled, Abated or Adjusted	<b>18,784.73</b>
Civil Defense & Disaster Control	<b>5,000.00</b>	<b>Public Enterprises</b>			Transfer to Tax Title Liens or Foreclosed	<b>6,184.42</b>
Environmental Inspection & Control	<b>103,299.00</b>	<b>Recreation-Culture</b>			Ending Balance	<b>506,507.29</b>
Other Public Safety		<b>Public Works</b>			<b>PRIOR YEARS TAXES OUTSTANDING</b>	
<b>PUBLIC WORKS</b>		<b>Buildings and Grounds</b>			Beginning Balance	<b>573,242.51</b>
Streets and Drainage	<b>784,251.38</b>	<b>Library and Education</b>			Collected	<b>551,647.62</b>
Sewers and Sewage Processing		<b>Conservation</b>			Cancelled, Abated or Adjusted	
Garbage and Trash Disposal	<b>860,200.00</b>	<b>All Other</b>			Transfers to Tax Title Liens or Foreclosed	<b>8,363.42</b>
Public Buildings and Grounds	<b>269,920.00</b>	<b>CAPITAL DEBT AUTHORIZED, ENDING BALANCE</b>			Ending Balance	<b>13,231.47</b>
Other Public Works	<b>871,100.00</b>	<b>ISSUED AND UNISSUED GROSS DEBT NET DEBT</b>			<b>TAX TITLE LIENS OUTSTANDING</b>	
<b>HEALTH and WELFARE</b>		<b>School</b>			Beginning Balance	<b>29,395.52</b>
Health Services Except Environmental		<b>Self-Liquidating</b>			Transfer From Taxes	<b>16,777.02</b>
Welfare-Public Assistance	<b>26,400.00</b>	<b>Other</b>			Redeemed	<b>4,103.10</b>
Hospital, Clinics, First Aid		<b>Total</b>			Cancelled, Abated or Adjusted	
Animal, Insect, & Rodent Control	<b>8,000.00</b>	<b>ISSUED AND OUTSTANDING</b>			Transfers to Foreclosed Property	<b>42,069.44</b>
Other Welfare Services		<b>School</b>			Ending Balance	<b>16,850.00</b>
<b>RECREATION and CONSERVATION</b>		<b>Self-Liquidating</b>			<b>CURRENT FINANCES ENDING BALANCE</b>	
Beeches and Boardwalks		<b>Other</b>			<b>ASSETS</b>	
Perks, Playgrounds, Shade Trees	<b>106,900.00</b>	<b>Total</b>			Cash	<b>4,046,910.81</b>
Land Reclamation & Conservation	<b>7,000.00</b>	<b>EQUALIZED VALUATION BASIS FOR NET DEBT COMPUTATION</b>			Texas Receivable	<b>519,738.75</b>
Other Recreational Services	<b>92,400.00</b>	<b>REAL PROPERTY VALUATIONS</b>			Tax Title Liens	<b>42,069.44</b>
<b>EDUCATION (excluding schools)</b>		<b>Code Class # of Parcels % VAL'N</b>			Foreclosed Property	<b>16,850.00</b>
Libraries	<b>148,600.00</b>	<b>1 Vacant Land 58 1.08</b>			Emergencies & Other Deferred Charges	<b>112,600.00</b>
Other Educational Services		<b>2 Residential 2452 77.37</b>			State and Federal Aid Receivable	
<b>STATUTORY EXPENDITURES</b>		<b>3 Farm</b>			Other Receivables	<b>123,565.46</b>
Pensions & F. I. C. A.	<b>330,435.00</b>	<b>4e Commercial 159 15.89</b>			Total	<b>4,861,734.46</b>
Employee Fringe Benefits	<b>573,000.00</b>	<b>4b Industrial 5 .38</b>			<b>LIABILITIES, RESERVES, AND SURPLUS</b>	
Other Statutory Expenditures		<b>4c Apartments 38 5.27</b>			Cash Liabilities	<b>1,578,019.64</b>
<b>MUNICIPAL FUNCTIONS TOTAL</b>		<b>Total 2712</b>			Reserves for Receivables	<b>702,223.65</b>
<b>CAPITAL IMPROVEMENTS *MEMO*</b>	<b>7,489,381.88</b>	<b>Lend Area 1.00 Sq. Miles</b>			Surplus	<b>2,581,491.17</b>
<b>DEBT SERVICE</b>		<b>Net Valuation Taxable-Municipal</b>			Total	<b>4,861,734.46</b>
Principal Payments	<b>814,872.00</b>	<b>Net Valuation Taxable-County</b>				
Interest Payments	<b>183,306.93</b>	<b>State Equalized Valuation</b>				
<b>DEFERRED CHARGES</b>		<b>State Equalization Ratio</b>				
SCHOOL, COUNTY, SPECIAL DISTRICT TAXES	<b>24,875.00</b>	<b>95.66</b>				
RESERVE FOR UNCOLLECTED TAXES	<b>5,180,700.62</b>					
EXPENDITURES TOTAL	<b>14,405,073.04</b>					

\*Includes County Health Service Taxes or County Open Space Tax. See Table 13.

2103

Population 1990 2,669  
 Population 1994 2,746  
 S & P Rating  
 Moody Rating BAA

General Tax Rate Per \$100. 2.94  
 State Equalized Tax Rate 2.78

**BELVIDERE TOWN - WARREN COUNTY**  
 Form of Government:  
**Town Council**  
 Number of Members on Governing Body - 6

PER CAPITA:  
 Gross Debt 905.92  
 Net Debt 661.03  
 Debt Service 18.73  
 Total Tax Levy 1,453.70  
 Municipal Expenditures 784.98

PER CENT:  
 Gross Debt 1.78  
 Net Debt 1.30  
 Tax Levy Collected 89.03  
 Tax Levy Cancelled, Abated or Adjusted .04

EXPENDITURES-CURRENT YEAR		REVENUES REALIZED-CURRENT YEAR		PROPERTY TAXES-CURRENT YEAR	
<b>GENERAL GOVERNMENT</b>		<b>REVENUES REALIZED-CURRENT YEAR</b>		<b>PROPERTY TAXES-CURRENT YEAR</b>	
Governing Body & Public Boards		Property Taxes Collected	3,583,961.19	STATE EQUALIZED TAX RATE	2,400,202.00
Municipal Clerk		Payments in Lieu of Taxes		Local District School Taxes	1.87
Financial Administration	21,563.64	Delinquent Tax & Lien Collections	308,415.00	Regional & Consolidated School Tax	
Assessment of Taxes	16,563.50	Business Personalty Replacement Taxes	98,083.48	School Taxes In Municipal Budget	
Collection of Taxes	13,406.69	Taxes from Public Utilities	401,589.00	County Taxes	.68 *
Planning, Housing & Development	20,336.36	Other Miscellaneous Tax Revenues		County Library Taxes	
Human Resources	29,558.00	State Aid Revenues	147,281.51	Local Municipal Purpose Taxes	.42
Elections		Federal Aid Revenues		Veteran & Senior Citizen Taxes	
General Administration (other)	309,661.44			Total Taxes for Rate Computation	2.77
JUDICIARY				Special District Taxes	
Municipal Courts	37,712.40	Sale of Acquired Property		Bank Corp. Taxes	
PUBLIC SAFETY		Other Miscellaneous Revenues	147,368.05	Added and Omitted Taxes	9,079.51
Fire Protection	59,142.41	Total	4,686,698.23	Total Taxes Levied - ABSTRACT	3,991,848.10
Police Protection	295,020.82	Prior Years Surplus Appropriated	587,502.44	Total Taxes Billed	4,025,492.31
Civil Defense & Disaster Control	3,000.00	REVENUES TOTAL	5,274,200.67	TAXES COLLECTED	3,583,961.19
Environmental Inspection & Control		Reserve For Uncollected Taxes	519,198.18	Taxes Cancelled, Abated or Adjusted	1,640.86
Other Public Safety		CAPITAL OUTLAY TOTAL	130,373.70	Transfer to Tax Title Liens or Foreclosed	22,142.61
PUBLIC WORKS				Ending Balance	417,747.65
Streets and Drainage	262,025.13	Public Enterprises		PRIOR YEARS TAXES OUTSTANDING	
Sewers and Sewage Processing		Recreation-Culture		Beginning Balance	304,828.93
Garbage and Trash Disposal	213,140.18	Public Works	110,373.70	Collected	287,368.54
Public Buildings and Grounds	36,016.75	Buildings and Grounds	20,000.00	Cancelled, Abated or Adjusted	10,764.11
Other Public Works		Library and Education		Transfers to Tax Title Liens or Foreclosed	97.56
HEALTH and WELFARE		Conservation		Ending Balance	6,598.72
Health Services Except Environmental	11,526.25	All Other		TAX TITLE LIENS OUTSTANDING	
Welfare-Public Assistance	2,605.84			Beginning Balance	78,821.46
Hospital, Clinics, First Aid		CAPITAL DEBT AUTHORIZED, ENDING BALANCE		Transfer From Taxes	22,281.55
Animal, Insect, & Rodent Control		ISSUED AND UNISSUED	GROSS DEBT	Redeemed	21,046.46
Other Welfare Services		School	664,000	Cancelled, Abated or Adjusted	
RECREATION and CONSERVATION		Self-Liquidating	1,495,000	Transfers to Foreclosed Property	
Beeches and Boardwalks		Other	328,657	Ending Balance	80,056.55
Parks, Playgrounds, Shade Trees	22,630.00	Total	2,487,657	PROPERTY ACQUIRED BY DEED OR FORECLOSURE	
Land Reclamation & Conservation	7,117.09	ISSUED AND OUTSTANDING		Beginning Balance	
Other Recreational Services	2,570.00	School	664,000.00	Transfers From Taxes or Liens	
EDUCATION (excluding schools)		Self-Liquidating	1,495,000.00	Sale for Cash	
Libraries	50,094.00	Other	157,241.00	Cancelled, Abated or Adjusted	
Other Educational Services	600.00	Total	2,316,241.00	Ending Balance	
STATUTORY EXPENDITURES		EQUALIZED VALUATION BASIS FOR NET DEBT COMPUTATION	140,058,684	CURRENT FINANCES ENDING BALANCE	
Pensions & F. I. C. A.	73,336.00	REAL PROPERTY VALUATIONS		ASSETS	
Employee Fringe Benefits	77,236.48	Code Class # of Parcels % VAL'N	ASSESSED VALUATION	Cash	1,032,641.78
Other Statutory Expenditures	7,026.00	1 Vacant Land 115 3.05	4,073,300.00	Taxes Receivable	424,346.37
MUNICIPAL FUNCTIONS	TOTAL	2 Residential 794 65.30	87,160,400.00	Tax Title Liens	80,056.55
CAPITAL IMPROVEMENTS	* MEMO *	3 Farm 13 .34	452,940.00	Foreclosed Property	
DEBT SERVICE	57,000.00	4a Commercial 98 13.50	18,022,500.00	Emergencies & Other Deferred Charges	51.46
Principal Payments	45,000.00	4b Industrial 12 15.80	21,093,350.00	State and Federal Aid Receivable	13,069.05
Interest Payments	6,446.30	4c Apartments 8 2.00	2,667,994.00	Other Receivables	8,444.91
DEFERRED CHARGES	13,015.10	Total 1040	133,470,484.00	Total	1,558,610.12
SCHOOL, COUNTY, SPECIAL DISTRICT TAXES	3,373,333.46	Land Area 1.30 Sq. Miles		LIABILITIES, RESERVES, AND SURPLUS	
RESERVE FOR UNCOLLECTED TAXES	519,198.18	Net Valuation Taxable-Municipal	135,658,882	Cash Liabilities	172,485.49
EXPENDITURES TOTAL	5,528,882.02	Net Valuation Taxable-County	150,183,571	Reserves for Receivables	512,847.83
		State Equalized Valuation	143,501,774	Surplus	873,276.80
		State Equalization Ratio	94.45	Total	1,558,610.12

\*Includes County Health Service Taxes or County Open Space Tax. See Table 13.

0203

Population 1990 24,458  
 Population 1994 24,544  
 S & P Rating  
 Moody Rating AAA

General Tax Rate Per \$100. 2.81  
 State Equalized Tax Rate 2.78

**BERGENFIELD BOROUGH - BERGEN CO.**  
 Form of Government:  
**Borough Council**  
 Number of Members on Governing Body - 6

PER CAPITA:  
 Gross Debt 713.37  
 Net Debt 664.48  
 Debt Service 49.70  
 Total Tax Levy 1,577.35  
 Municipal Expenditures 728.73

PER CENT:  
 Gross Debt 1.23  
 Net Debt 1.15  
 Tax Levy Collected 96.85  
 Tax Levy Cancelled, Abated or Adjusted .40

EXPENDITURES-CURRENT YEAR		REVENUES REALIZED-CURRENT YEAR			PROPERTY TAXES-CURRENT YEAR	
<b>GENERAL GOVERNMENT</b>					<b>STATE EQUALIZED TAX RATE</b>	
Governing Body & Public Boards		Property Taxes Collected		1.74	24,327,954.00	
Municipal Clerk		Payments In Lieu of Taxes	18,328,161.37			
Financial Administration	16,000.00	Delinquent Tax & Lien Collections	762,000.00			
Assessment of Taxes	55,763.00	Business Personality Replacement Taxes	227,290.00			
Collection of Taxes	243,034.00	Taxes from Public Utilities	1,090,658.00	.29 *	4,023,520.17	
Planning, Housing & Development	3,550.00	Other Miscellaneous Tax Revenues				
Human Resources	195,480.00	State Aid Revenues	7,779,931.68	.74	10,363,109.50	
Elections		Federal Aid Revenues			181,400.00	
General Administration (other)	1,107,660.00			2.77	38,895,983.67	
<b>JUDICIARY</b>					<b>Special District Taxes</b>	
Municipal Courts	149,256.62	Sale of Acquired Property				
<b>PUBLIC SAFETY</b>		Other Miscellaneous Revenues	1,013,987.37			
Fire Protection	604,325.00	Total	29,202,028.42	38,714,583.67		
Police Protection	3,644,613.67	Prior Years Surplus Appropriated		Total Taxes Levied - ABSTRACT		
Civil Defense & Disaster Control	2,500.00	REVENUES TOTAL	29,202,028.42	Total Taxes Billed		
Environmental Inspection & Control	101,140.00	Reserve For Uncollected Taxes	1,160,000.00	18,924,612.44		
Other Public Safety		<b>CAPITAL OUTLAY TOTAL</b>			18,328,161.37	
<b>PUBLIC WORKS</b>					TAXES COLLECTED	
Streets and Drathene	1,040,978.00	Public Enterprises		18,328,161.37		
Sewers and Sewage Processing	2,698,124.65	Recreation-Culture		Taxes Cancelled, Abated or Adjusted		
Garbage and Trash Disposal	1,643,534.00	Public Works	736,019.93	75,482.64		
Public Buildings and Grounds	95,667.00	Buildings and Grounds	269,875.09	Transfer to Tax Title Liens or Foreclosed		
Other Public Works	74,000.00	Library and Education		2,447.99		
<b>HEALTH and WELFARE</b>		Conservation		Ending Balance		
Health Services Except Environmental	250,051.00	All Other		518,520.44		
Welfare-Public Assistance	13,996.00	<b>CAPITAL DEBT AUTHORIZED, ENDING BALANCE</b>			<b>PRIOR YEARS TAXES OUTSTANDING</b>	
Hospital, Clinics, First Aid		ISSUED AND UNISSUED	GROSS DEBT	NET DEBT	Beginning Balance	
Animal, Insect, & Rodent Control	14,000.00	School	1,200,000		1,046,862.53	
Other Welfare Services		Self-Liquidating			Collected	
<b>RECREATION and CONSERVATION</b>		Other	16,309,000	16,309,000	274,876.19	
Beeches and Boardwalks		Total	17,509,000	16,309,000	Cancelled, Abated or Adjusted	
Perks, Playgrounds, Shade Trees	310,573.00	<b>ISSUED AND OUTSTANDING</b>			Transfers to Tax Title Liens or Foreclosed	
Land Reclamation & Conservation	118,739.28	School		1,200,000.00	Ending Balance	
Other Recreational Services	111,000.00	Self-Liquidating			771,986.34	
<b>EDUCATION (excluding schools)</b>		Other		15,426,000.00	<b>TAX TITLE LIENS OUTSTANDING</b>	
Libraries	837,000.00	Total		16,626,000.00	Beginning Balance	
Other Educational Services		<b>EQUALIZED VALUATION BASIS</b>			81,034.39	
<b>STATUTORY EXPENDITURES</b>		<b>FOR NET DEBT COMPUTATION</b>			Transfer From Taxes	
Pensions & F. I. C. A.	559,676.00	<b>REAL PROPERTY VALUATIONS</b>			2,447.99	
Employee Fringe Benefits	1,575,000.00	Code	Class	# of Parcels	% VAL'N	Redeemed
Other Statutory Expenditures	5,000.00	1	Vacant Land	60	.27	Cancelled, Abated or Adjusted
<b>MUNICIPAL FUNCTIONS</b>		2	Residential	6880	83.40	Transfers to Foreclosed Property
CAPITAL IMPROVEMENTS	25,000.00	3	Fern			Ending Balance
<b>DEBT SERVICE</b>		4a	Commercial	258	10.00	83,482.38
Principal Payments	677,000.00	4b	Industrial	57	2.31	28,647.94
Interest Payments	542,762.00	4c	Apartments	47	4.02	71,000.00
<b>DEFERRED CHARGES</b>		Total		7302		42,338.18
SCHOOL, COUNTY, SPECIAL DISTRICT TAXES	35,500.00	Land Area	3.00	Sq. Miles		Other Receivables
RESERVE FOR UNCOLLECTED TAXES	28,351,474.17	Net Valuation Taxable-Municipal				8,010.00
EXPENDITURES TOTAL	46,237,397.39	Net Valuation Taxable-County				Total
		State Equalized Valuation				7,816,303.52
		State Equalization Ratio				<b>LIABILITIES, RESERVES, AND SURPLUS</b>
						Cash Liabilities
						6,332,041.98
						Reserves for Receivables
						1,416,647.10
						Surplus
						67,614.44
						Total
						7,816,303.52

\*Includes County Health Service Taxes or County Open Space Tax. See Table 13.

1505

Population 1990 **37,319**  
 Population 1994 **39,880**  
 S & P Rating  
 Moody Rating **AAA**

General Tax Rate Per \$100. **1.89**  
 State Equalized Tax Rate **1.81**

**BERKELEY TOWNSHIP - OCEAN COUNTY**  
 Form of Government:  
**Mayor-Council Plan D (OMCL 50)**  
 Number of Members on Governing Body - 7

PER CAPITA:  
 Gross Debt **445.43**  
 Net Debt **434.53**  
 Debt Service **46.99**  
 Total Tax Levy **997.21**  
 Municipal Expenditures **486.61**

PER CENT:  
 Gross Debt **.82**  
 Net Debt **.80**  
 Tax Levy Collected **96.88**  
 Tax Levy Cancelled, Abated or Adjusted **.10**

EXPENDITURES-CURRENT YEAR		REVENUES REALIZED-CURRENT YEAR		PROPERTY TAXES-CURRENT YEAR		
<b>GENERAL GOVERNMENT</b>		<b>REVENUES REALIZED-CURRENT YEAR</b>		<b>PROPERTY TAXES-CURRENT YEAR</b>		
Governing Body & Public Boards	43,368.11	Property Taxes Collected	38,528,109.73	STATE EQUALIZED TAX RATE	1.81	
Municipal Clerk	199,100.00	Payments in Lieu of Taxes		Local District School Taxes	.45	
Financial Administration	183,000.00	Delinquent Tax & Lien Collections	1,527,166.63	Regional & Consolidated School Tax	.52	
Assessment of Taxes	139,485.00	Business Personality Replacement Taxes	94,592.36	School Taxes in Municipal Budget		
Collection of Taxes	280,690.38	Taxes from Public Utilities	3,823,992.00	County Taxes	.46 *	
Planning, Housing & Development	188,682.00	Other Miscellaneous Tax Revenues		County Library Taxes	.04	
Human Resources	300,166.00	State Aid Revenues	2,407,361.09	Local Municipal Purpose Taxes	.34	
Elections	8,000.00	Federal Aid Revenues		Veteran & Senior Citizen Taxes		
General Administration (other)	1,550,103.89			Total Taxes for Rate Computation	1.81	
<b>JUDICIARY</b>		<b>SALE OF ACQUIRED PROPERTY</b>		Special District Taxes		
Municipal Courts	137,272.61	Sale of Acquired Property		Bank Corp. Taxes		
<b>PUBLIC SAFETY</b>		Other Miscellaneous Revenues		Added and Omitted Taxes		
Fire Protection	385,607.00		2,631,497.59	Total Taxes Levied - ABSTRACT	39,768,737.78	
Police Protection	4,088,506.00	Total	49,012,719.40	Total Taxes Billed	39,768,737.78	
Civil Defense & Disaster Control	31,275.00	Prior Years Surplus Appropriated	2,800,000.00	<b>TAXES COLLECTED</b>	38,528,109.73	
Environmental Inspection & Control		<b>REVENUES</b>	51,812,719.40	Taxes Cancelled, Abated or Adjusted	38,649.29	
Other Public Safety		Reserve For Uncollected Taxes	1,558,971.57	Transfer to Tax Title Liens or Foreclosed	105,638.93	
<b>PUBLIC WORKS</b>		<b>CAPITAL OUTLAY</b>		Ending Balance		
Streets and Drainage	1,006,494.94	Total	1,963,251.90	<b>PRIOR YEARS TAXES OUTSTANDING</b>		
Sewers and Sewage Processing	351,060.00	Public Enterprises		Beginning Balance	1,491,207.31	
Garbage and Trash Disposal	2,249,383.06	Recreation-Culture		Collected	1,114,258.50	
Public Buildings and Grounds	333,232.50	Public Works	713,913.38	Cancelled, Abated or Adjusted	48,168.60	
Other Public Works	533,069.00	Buildings and Grounds	1,249,338.52	Transfers to Tax Title Liens or Foreclosed	13,570.53	
<b>HEALTH and WELFARE</b>		Library and Education		Ending Balance		
Health Services Except Environmental	150.00	Conservation		<b>TAX TITLE LIENS OUTSTANDING</b>		
Welfare-Public Assistance	6,380.00	All Other		Beginning Balance	812,637.33	
Hospital, Clinics, First Aid		<b>CAPITAL DEBT AUTHORIZED, ENDING BALANCE</b>		Transfer From Taxes		
Animal, Insect, & Rodent Control	65,623.93	<b>ISSUED AND UNISSUED</b>		Redeemed		
Other Welfare Services		School		Cancelled, Abated or Adjusted		
<b>RECREATION and CONSERVATION</b>		Self-Liquidating		Transfers to Foreclosed Property		
Beaches and Boardwalks		Other	17,328,868	Ending Balance		
Parks, Playgrounds, Shade Trees	260,025.00	Total	17,763,574	546,731.65		
Land Reclamation & Conservation	30,131.08	<b>ISSUED AND OUTSTANDING</b>		<b>PROPERTY ACQUIRED BY DEED OR FORECLOSURE</b>		
Other Recreational Services	700,642.28	School		Beginning Balance		
<b>EDUCATION (excluding schools)</b>		Self-Liquidating		Transfers From Taxes or Liens		
Libraries		Other	17,303,580.00	Sale for Cash		
Other Educational Services		Total	17,738,286.89	Cancelled, Abated or Adjusted		
<b>STATUTORY EXPENDITURES</b>		<b>EQUALIZED VALUATION BASIS</b>		Ending Balance		
Pensions & F. I. C. A.	1,275,427.00	FOR NET DEBT COMPUTATION		5,230,325.01		
Employee Fringe Benefits	1,320,799.00	<b>REAL PROPERTY VALUATIONS</b>		<b>CURRENT FINANCES ENDING BALANCE</b>		
Other Statutory Expenditures		Code	Class	# of Parcels	% VAL'N	ASSESSED VALUATION
<b>MUNICIPAL FUNCTIONS</b>		1	Vacant Land	5828	4.79	98,917,900.00
<b>CAPITAL IMPROVEMENTS</b>		2	Residential	19549	88.31	1,823,073,700.00
<b>DEBT SERVICE</b>		3	Farm	10	.02	519,400.00
Principal Payments	1,275,000.00	4a	Commercial	230	5.73	118,306,100.00
Interest Payments	599,145.40	4b	Industrial	24	.60	12,322,100.00
<b>DEFERRED CHARGES</b>		4c	Apartments	8	.55	11,312,000.00
SCHOOL COUNTY, SPECIAL DISTRICT TAXES	305,266.92	Total	25649			2,066,451,200.00
RESERVE FOR UNCOLLECTED TAXES	1,558,971.57	Land Area	41.90	Sq. Miles		
<b>EXPENDITURES</b>	<b>TOTAL</b>	Net Valuation Taxable-Municipal				2,078,007,157
	15,667,673.78	Net Valuation Taxable-County				2,176,262,977
	113,505.00	State Equalized Valuation				2,170,992,680
	1,275,000.00	State Equalization Ratio				95.69
	599,145.40					
	305,266.92					
	31,849,940.83					
	1,558,971.57					
	51,255,998.50					

\*Includes County Health Service Taxes or County Open Space Tax See Table 13.

2001  
 Population 1990 11,980  
 Population 1994 12,455  
 S & P Rating  
 Moody Rating AAA

Ganarel Tax Reta Par \$100. 4.08  
 State Equellzad Tax Rata 2.17

BERKELEY HEIGHTS TWP. - UNION CO.  
 Form of Government:  
**Township Committee**  
 Number of Members on Governing Body - 5

PER CAPITA:  
 Gross Debt 1,210.14  
 Net Debt 1,196.63  
 Debl Servica 141.98  
 Total Tax Levy 2,710.86  
 Municipal Expandiluras 895.81

PER CENT:  
 Gross Debt .95  
 Net Debt .94  
 Tax Levy Collected 98.74  
 Tax Levy Cancelled, Abated or Adjusted .21

EXPENDITURES-CURRENT YEAR		REVENUES REALIZED-CURRENT YEAR			PROPERTY TAXES-CURRENT YEAR	
<b>GENERAL GOVERNMENT</b>		Property Taxes Collected			STATE EQUALIZED TAX RATE	
Governing Body & Public Boards		Payments in Lieu of Taxes			Local District School Taxes	11,376,097.00
Municipal Clerk		Delinquent Tax & Lian Collections			Regional & Consolidated School Tax	7,913,514.96
Financial Administration	358,662.30	Business Personality Replacement Taxes			School Taxes in Municipal Budget	
Assessment of Taxes	129,400.00	Taxes from Public Utilities			County Taxes	7,834,495.91
Collection of Taxes		Other Miscellaneous Tax Revenues			County Library Taxes	
Planning, Housing & Developmant	83,086.00	State Aid Revenues			Local Municipal Purpose Taxes	6,407,552.24
Human Resources	115,751.63	Federal Aid Ravenuas			Veteran & Senior Citizen Texas	62,600.00
Elections		Sale of Acquired Property			Total Taxes for Rate Computation	33,594,260.11
General Administration (othar)	1,115,778.00	Other Miscellaneous Revenues			Special District Taxes	
<b>JUDICIARY</b>		Total			Bank Corp. Taxes	
Municipal Courts	91,874.80	Prior Years Surplus Appropriated			Added end Omitted Taxes	232,103.58
<b>PUBLIC SAFETY</b>		REVENUES TOTAL			Total Taxes Levied - ABSTRACT	33,763,763.69
Fire Protaction	189,571.40	Reserva For Uncollected Taxes			Total Taxes Billad	33,824,723.89
Police Protection	1,843,133.59	CAPITAL OUTLAY TOTAL			TAXES COLLECTED	33,399,932.53
Civil Defensa & Disaster Control	6,300.00	Public Enterprisas			Taxes Cancelled, Abatad or Adjustad	72,549.22
Environmental Inspecton & Control	1,268,204.00	Racraation-Cultura			Transfer to Tax Title Liens or Foreclosed	14,944.86
Other Public Saty		Public Works			Ending Balanca	337,297.28
<b>PUBLIC WORKS</b>		Buildings and Grounds			<b>PRIOR YEARS TAXES OUTSTANDING</b>	
Streets and Drainaga	759,666.65	Library end Education			Beginning Balanca	336,269.73
Sewers end Sawega Processing	177,000.00	Conservation			Collected	333,147.65
Garbaga and Trash Disposal		All Other			Cancelled, Abated or Adjustad	3,122.08
Public Buildings end Grounds	121,127.00	CAPITAL DEBT AUTHORIZED, ENDING BALANCE			Transfers to Tex Title Liens or Foreclosed	
Other Public Works		ISSUED AND UNISSUED			Ending Balanca	
<b>HEALTH and WELFARE</b>		School			<b>TAX TITLE LIENS OUTSTANDING</b>	
Haalth Servicas Except Environmental	51,235.00	Self-Liquidating			Beginning Balanca	29,905.25
Welfare-Public Assistance	17,550.00	Other			Transfer From Taxes	14,944.86
Hospital, Clinics, First Aid	1,000.00	Total			Redeamed	
Animal, Insect, & Rodant Control	11,000.00	ISSUED AND OUTSTANDING			Cancelled, Abated or Adjusted	63.61
Other Wallara Servicas		School			Transfers to Foreclosed Property	
<b>RECREATION and CONSERVATION</b>		Self-Liquidating			Ending Balanca	44,786.50
Beaches and Boardwelks		Other			<b>PROPERTY ACQUIRED BY DEED OR FORECLOSURE</b>	
Parks, Playgrounds, Shada Traas	220,831.00	Total			Beginning Balanca	
Land Reclamation & Conservetion	5,486.00	EQUALIZED VALUATION BASIS			Transfers From Taxes or Liens	
Other Recraational Servicas	78,100.00	FOR NET DEBT COMPUTATION			Sale for Cash	
<b>EDUCATION (axcluding schools)</b>		REAL PROPERTY VALUATIONS			Cancelled, Abatad or Adjustad	
Librerias	544,055.00	Coda Class # of Parcels % VAL'N			Ending Balanca	
Other Educational Servicas		ASSESSED VALUATION			<b>CURRENT FINANCES ENDING BALANCE</b>	
<b>STATUTORY EXPENDITURES</b>		1 Vacant Land 222 1.17			<b>ASSETS</b>	
Pansions & F. I. C. A.	452,640.00	2 Residential 4051 61.75			Cash	6,889,393.74
Employee Fringe Benefits	681,000.00	3 Fern			Texas Receivable	337,297.28
Other Statutory Expendituras	30,000.00	4a Commarcial 111 13.21			Tax Titla Liens	44,786.57
<b>MUNICIPAL FUNCTIONS</b>		4b Industriel 37 23.87			Foreclosed Property	
<b>CAPITAL IMPROVEMENTS</b>		4c Apartments			Emergencies & Other Dafarrad Chargas	
<b>DEBT SERVICE</b>		Total 4421			Stata end Fadaral Aid Recavalbla	239,257.08
Principal Payments	1,356,666.10	Land Area 6.50 Sq Milas			Other Receivables	13,048.21
Intarast Payments	411,754.12	Nat Valuetion Taxebla-Municipal			Total	7,523,782.88
<b>DEFERRED CHARGES</b>		Net Valuetion Taxebla-County			<b>LIABILITIES, RESERVES, AND SURPLUS</b>	
<b>SCHOOL, COUNTY, SPECIAL DISTRICT TAXES</b>		State Equalized Valuetion			Cash Liabilittas	4,267,758.37
<b>RESERVE FOR UNCOLLECTED TAXES</b>		Stata Equalization Ratio			Rasarvas for Receivablas	395,131.99
<b>EXPENDITURES</b>					Surplus	2,860,892.45
<b>TOTAL</b>					Total	7,523,782.81

\*Includas County Health Servica Taxes or County Opan Space Tax. See Tabla 13.

0405

Population 1990 5,672  
 Population 1994 5,888  
 S & P Rating  
 Moody Rating A

General Tax Rate Per \$100 2.76  
 State Equalized Tax Rate 2.74

**BERLIN BOROUGH - CAMDEN COUNTY**  
 Form of Government:  
**Borough Council**  
 Number of Members on Governing Body - 6

PER CAPITA:  
 Gross Debt 1,859.72  
 Net Debt 1,018.87  
 Debt Service 72.28  
 Total Tax Levy 1,419.36  
 Municipal Expenditures 665.60

PER CENT:  
 Gross Debt 3.69  
 Net Debt 2.02  
 Tax Levy Collected 96.66  
 Tax Levy Cancelled, Abated or Adjusted .02

EXPENDITURES-CURRENT YEAR		REVENUES REALIZED-CURRENT YEAR		PROPERTY TAXES-CURRENT YEAR	
<b>GENERAL GOVERNMENT</b>		<b>REVENUES REALIZED-CURRENT YEAR</b>		<b>STATE EQUALIZED TAX RATE</b>	
Governing Body & Public Boards		Property Taxes Collected	8,079,883.67	Local District School Taxes	.89 2,698,045.00
Municipal Clerk		Payments In Lieu of Taxes		Regional & Consolidated School Tax	.47 1,419,251.17
Financial Administration	24,000.00	Delinquent Tax & Lien Collections	553,140.75	School Taxes in Municipal Budget	
Assessment of Taxes	29,263.00	Business Personalty Replacement Taxes	60,669.40	County Taxes	.85 * 2,573,093.23
Collection of Taxes	36,445.47	Taxes from Public Utilities	482,418.00	County Library Taxes	.03 101,855.26
Planning, Housing & Development	72,015.54	Other Miscellaneous Tax Revenues	387,589.92	Local Municipal Purpose Taxes	.49 1,482,563.00
Human Resources	142,733.00	State Aid Revenues		Veteran & Senior Citizen Taxes	
Elections		Federal Aid Revenues		Total Taxes for Rate Computation	2.73 8,336,207.66
General Administration (other)	241,953.00			Special District Taxes	
<b>JUDICIARY</b>		Sale of Acquired Property	741,469.89	Bank Corp. Taxes	
Municipal Courts	88,305.00	Other Miscellaneous Revenues	10,305,171.63	Added and Omitted Taxes	82,398.53
<b>PUBLIC SAFETY</b>		Total	10,305,171.63	Total Taxes Levied - ABSTRACT	8,357,206.19
Fire Protection	734,597.55	Prior Years Surplus Appropriated	650,000.00	Total Taxes Billed	8,358,900.38
Police Protection	113,249.66	<b>REVENUES TOTAL</b>	10,955,171.63	<b>TAXES COLLECTED</b>	8,079,883.67
Civil Defense & Disaster Control	2,489.00	Reserve For Uncollected Taxes	517,832.04	Taxes Cancelled, Abated or Adjusted	1,318.53
Environmental Inspection & Control	60,127.00			Transfer to Tax Title Liens or Foreclosed	4,159.58
Other Public Safety		<b>CAPITAL OUTLAY TOTAL</b>	957,468.39	Ending Balance	273,538.60
<b>PUBLIC WORKS</b>				<b>PRIOR YEARS TAXES OUTSTANDING</b>	
Streets and Drainage	212,812.00	Public Enterprises	108,873.30	Beginning Balance	594,804.35
Sewers and Sewage Processing		Recreation-Culture		Collected	553,140.75
Garbage and Trash Disposal	502,609.00	Public Works	205,056.23	Cancelled, Abated or Adjusted	2,677.79
Public Buildings and Grounds	176,530.31	Buildings and Grounds	643,538.86	Transfers to Tax Title Liens or Foreclosed	80.65
Other Public Works		Library and Education		Ending Balance	38,905.16
<b>HEALTH and WELFARE</b>		Conservation		<b>TAX TITLE LIENS OUTSTANDING</b>	
Health Services Except Environmental	3,892.00	All Other		Beginning Balance	10,062.22
Welfare-Public Assistance	12,325.00			Transfer From Taxes	4,259.74
Hospital, Clinics, First Aid		<b>CAPITAL DEBT AUTHORIZED, ENDING BALANCE</b>		Redeemed	
Animal, Insect, & Rodent Control		<b>ISSUED AND UNISSUED</b>		Cancelled, Abated or Adjusted	383.65
Other Welfare Services		School	1,710,471	Transfers to Foreclosed Property	
<b>RECREATION and CONSERVATION</b>		Sell-Liquidating	5,542,704	Ending Balance	13,938.31
Beaches and Boardwalks		Other	3,696,851	<b>PROPERTY ACQUIRED BY DEED OR FORECLOSURE</b>	
Perks, Playgrounds, Shade Trees	60,652.00	Total	10,950,027	Beginning Balance	88,200.00
Land Reclamation & Conservation	10,500.00	<b>ISSUED AND OUTSTANDING</b>		Transfers From Taxes or Liens	
Other Recreational Services	10,350.00	School	1,710,471.56	Sale for Cash	
<b>EDUCATION (excluding schools)</b>		Sell-Liquidating	5,304,304.20	Cancelled, Abated or Adjusted	
Libraries	51,094.00	Other	3,512,242.00	Ending Balance	88,200.00
Other Educational Services	4,000.00	Total	10,527,017.76	<b>CURRENT FINANCES ENDING BALANCE</b>	
<b>STATUTORY EXPENDITURES</b>		<b>EQUALIZED VALUATION BASIS FOR NET DEBT COMPUTATION</b>	296,511,016	<b>ASSETS</b>	
Pensions & F. I. C. A.	165,503.31	<b>REAL PROPERTY VALUATIONS</b>		Cash	1,691,508.32
Employee Fringe Benefits	187,659.00	Code Class # of Parcels % VALN		Taxes Receivable	312,443.76
Other Statutory Expenditures	2,284.00	1 Vacant Land 258 3.57	10,398,400.00	Tax Title Liens	13,938.31
<b>MUNICIPAL FUNCTIONS TOTAL</b>	2,945,388.84	2 Residential 1802 72.83	211,907,800.00	Foreclosed Property	88,200.00
<b>CAPITAL IMPROVEMENTS *MEMO*</b>	51,000.00	3 Farm 21 .33	978,700.00	Emergencies & Other Deferred Charges	125,000.00
<b>DEBT SERVICE</b>		4a Commercial 134 18.18	52,895,300.00	State and Federal Aid Receivable	32,380.91
Principal Payments	256,750.00	4b Industrial 11 3.82	11,128,700.00	Other Receivables	154,860.63
Interest Payments	168,845.87	4c Apartments 14 1.25	3,643,200.00	Total	2,418,331.93
<b>DEFERRED CHARGES</b>	30,252.00	Total 2240	290,952,100.00	<b>LIABILITIES, RESERVES, AND SURPLUS</b>	
SCHOOL, COUNTY, SPECIAL DISTRICT TAXES	6,792,244.66	Land Area 3.56 Sq. Miles		Cash Liabilities	985,141.18
RESERVE FOR UNCOLLECTED TAXES	517,832.04	Net Valuation Taxable-Municipal	299,866,232	Reserves for Receivables	569,442.70
<b>EXPENDITURES TOTAL</b>	10,711,313.41	Net Valuation Taxable-County	304,640,783	Surplus	863,748.05
		State Equalized Valuation	301,651,933	Total	2,418,331.93
		State Equalization Ratio	99.39		

\*Includes County Health Service Taxes or County Open Space Tax. See Table 13.

0406

Population 1990 5,466  
 Population 1994 5,432  
 S & P Rating  
 Moody Rating 3AA1

General Tax Rate Per \$100. 2.65  
 State Equalized Tax Rate 2.78

**BERLIN TOWNSHIP - CAMDEN COUNTY**  
 Form of Government:  
**Small Municipality Plan A (OMCL 50)**  
 Number of Members on Governing Body - 5

PER CAPITA: Gross Debt 2,803.25 PER CENT: Gross Debt 5.33  
 Net Debt 1,059.17 Net Debt 2.01  
 Debt Service 125.10 Tax Levy Collected 96.85  
 Total Tax Levy 1,517.61 Tax Levy Cancelled, Abated  
 Municipal Expenditures 760.30 or Adjusted .35

EXPENDITURES-CURRENT YEAR		REVENUES REALIZED-CURRENT YEAR		PROPERTY TAXES-CURRENT YEAR	
<b>GENERAL GOVERNMENT</b>		<b>Property Taxes Collected</b>		<b>STATE EQUALIZED TAX RATE</b>	
Governing Body & Public Boards		Property Taxes Collected	7,635,514.33	Local District School Taxes	.89
Municipal Clerk		Payments in Lieu of Taxes		Regional & Consolidated School Tax	.65
Financial Administration	61,915.00	Delinquent Tax & Lien Collections	379,868.14	School Taxes in Municipal Budget	
Assessment of Taxes	22,530.00	Business Personalty Replacement Taxes	23,268.74	County Taxes	.84 *
Collection of Taxes	46,799.00	Taxes from Public Utilities	1,351,342.00	County Library Taxes	.03
Planning, Housing & Development	8,700.00	Other Miscellaneous Tax Revenues	10,051.10	Local Municipal Purpose Taxes	.37
Human Resources	68,369.00	State Aid Revenues	478,420.98	Veteran & Senior Citizen Taxes	
Elections	4,350.00	Federal Aid Revenues		Total Taxes for Rate Computation	2.78
General Administration (other)	336,435.00			Special District Taxes	
<b>JUDICIARY</b>		Sale of Acquired Property		Bank Corp. Taxes	
Municipal Courts	97,872.00	Other Miscellaneous Revenues	401,945.62	Added and Omitted Taxes	
<b>PUBLIC SAFETY</b>				Total Taxes Levied - ABSTRACT	8,243,661.86
Fire Protection	4,130.00	Prior Years Surplus Appropriated	475,230.40	Total Taxes Billed	7,883,943.32
Police Protection	806,193.95	<b>REVENUES TOTAL</b>	<b>10,755,641.31</b>	<b>TAXES COLLECTED</b>	<b>7,635,514.33</b>
Civil Defense & Disaster Control	2,200.00	Reserve For Uncollected Taxes	499,933.18	Taxes Cancelled, Abated or Adjusted	27,696.44
Environmental Inspection & Control	86,620.00	<b>CAPITAL OUTLAY TOTAL</b>	<b>3,553,601.30</b>	Transfer to Tax Title Liens or Foreclosed	2,184.54
Other Public Safety		Public Enterprises	2,994,504.62	Ending Balance	218,548.01
<b>PUBLIC WORKS</b>		Recreation-Culture		<b>PRIOR YEARS TAXES OUTSTANDING</b>	
Streets and Drainage	182,052.82	Public Works	398,585.57	Beginning Balance	428,620.61
Sewers and Sewage Processing		Buildings and Grounds	160,511.11	Collected	378,192.42
Garbage and Tresh Disposal	394,157.00	Library and Education		Cancelled, Abated or Adjusted	5,362.28
Public Buildings and Grounds	63,925.00	Conservation		Transfers to Tax Title Liens or Foreclosed	256.29
Other Public Works	132,185.00	All Other		Ending Balance	44,809.62
<b>HEALTH and WELFARE</b>		<b>CAPITAL DEBT AUTHORIZED, ENDING BALANCE</b>		<b>TAX TITLE LIENS OUTSTANDING</b>	
Health Services Except Environmental	2,660.00	ISSUED AND UNISSUED		Beginning Balance	15,734.52
Welfare-Public Assistance	4,825.00	School	2,707,228	Transfer From Taxes	2,503.80
Hospital, Clinics, First Aid		Self-Liquidating	6,340,657	Redeemed	1,675.72
Animal, Insect, & Rodent Control		Other	6,179,361	Cancelled, Abated or Adjusted	
Other Welfare Services		Total	15,227,248	Transfers to Foreclosed Property	
<b>RECREATION and CONSERVATION</b>		ISSUED AND OUTSTANDING		Ending Balance	16,562.60
Beaches and Boardwalks		School	2,707,228.89	<b>PROPERTY ACQUIRED BY DEED OR FORECLOSURE</b>	
Perks, Playgrounds, Shade Trees	72,115.00	Self-Liquidating	6,340,657.40	Beginning Balance	352,305.00
Land Reclamation & Consarvation		Other	6,175,061.81	Transfers From Taxes or Liens	
Other Recreational Services	15,700.00	Total	15,222,948.10	Sale for Cash	
<b>EDUCATION (excluding schools)</b>		<b>EQUALIZED VALUATION BASIS FOR NET DEBT COMPUTATION</b>	<b>285,788,095</b>	Cancelled, Abated or Adjusted	
Libraries	7,060.00	<b>REAL PROPERTY VALUATIONS</b>		Ending Balance	352,305.00
Other Educational Services		Code Class # of Parcels % VAL'N ASSESSED VALUATION		<b>CURRENT FINANCES ENDING BALANCE</b>	
<b>STATUTORY EXPENDITURES</b>		1 Vacant Land 311 4.89 14,785,200.00		<b>ASSETS</b>	
Pensions & F. I. C. A.	217,539.00	2 Residential 1607 54.52 164,712,500.00		Cash	588,548.44
Employee Fringe Benefits	300,280.00	3 Farm 21 .09 285,900.00		Taxes Receivable	263,357.63
Other Statutory Expenditures	13.86	4a Commercial 282 32.60 98,491,200.00		Tax Title Liens	16,562.60
<b>MUNICIPAL FUNCTIONS TOTAL</b>	<b>2,938,626.63</b>	4b Industrial 29 6.42 19,389,100.00		Foreclosed Property	352,305.00
<b>CAPITAL IMPROVEMENTS *MEMO*</b>	<b>100.00</b>	4c Apartments 2 1.47 4,450,000.00		Emergencies & Other Delerred Charges	10,496.59
<b>DEBT SERVICE</b>		Total 2252 302,113,900.00		State and Federal Aid Receivable	138,525.37
Prinpal Payments	337,659.09	Land Area 3.27 Sq Miles		Other Receivables	86,871.31
Interest Payments	341,905.91	Net Valuation Taxable-Municipal	303,440,889	Total	1,436,466.94
<b>DEFERRED CHARGES</b>	<b>11,813.82</b>	Net Valuation Taxable-County	286,137,557	<b>LIABILITIES, RESERVES, AND SURPLUS</b>	
<b>SCHOOL, COUNTY, SPECIAL DISTRICT TAXES</b>	<b>7,149,236.36</b>	State Equalized Valuation	289,109,328	Cash Liabilities	265,894.26
<b>RESERVE FOR UNCOLLECTED TAXES</b>	<b>499,933.18</b>	State Equalization Ratio	104.98	Reserves for Receivables	698,896.54
<b>EXPENDITURES TOTAL</b>	<b>11,279,176.99</b>			Surplus	471,676.14
				Total	1,436,466.94

\*Includes County Health Service Taxes or County Open Space Tax See Table 13

1802  
 Population 1990 17,199  
 Population 1994 19,183  
 S & P Rating AA  
 Moody Rating AA2

General Tax Rate Per \$100. 1.66  
 State Equalized Tax Rate 1.50

**BERNARDS TOWNSHIP - SOMERSET CO.**  
 Form of Government  
**Township Committee**  
 Number of Members on Governing Body - 5

PER CAPITA:  
 Gross Debt 1,611.24  
 Net Debt 908.69  
 Debt Service 132.68  
 Total Tax Levy 2,039.23  
 Municipal Expenditures 847.94

PER CENT:  
 Gross Debt 1.30  
 Net Debt .73  
 Tax Levy Collected 96.36  
 Tax Levy Cancelled, Abated or Adjusted .57

EXPENDITURES-CURRENT YEAR		REVENUES REALIZED-CURRENT YEAR			PROPERTY TAXES-CURRENT YEAR		
<b>GENERAL GOVERNMENT</b>		<b>REVENUES REALIZED-CURRENT YEAR</b>			<b>PROPERTY TAXES-CURRENT YEAR</b>		
Governing Body & Public Boards		Property Taxes Collected	37,895,157.74	STATE EQUALIZED TAX RATE	1.50	19,326,504.63	
Municipal Clerk	65,125.00	Payments in Lieu of Taxes	169,831.00	Local District School Taxes	.76		
Financial Administration	204,524.00	Delinquent Tax & Lien Collections	1,552,861.29	Regional & Consolidated School Tax			
Assessment of Taxes	211,016.00	Business Personalty Replacement Taxes	127,449.88	School Taxes in Municipal Budget			
Collection of Taxes	171,847.00	Taxes from Public Utilities	1,713,816.00	County Taxes	-.41	10,555,980.74	
Planning, Housing & Development	80,895.00	Other Miscellaneous Tax Revenues		County Library Taxes			
Human Resources	140,863.00	State Aid Revenues	1,141,607.00	Local Municipal Purpose Taxes	-.33	8,535,657.38	
Elections	8,200.00	Federal Aid Revenues	2,000.00	Veteran & Senior Citizen Taxes		50,750.00	
General Administration (other)	1,436,704.00			Total Taxes for Rate Computation	1.50	38,468,892.75	
<b>JUDICIARY</b>		Sale of Acquired Property			Bank Corp. Taxes		
Municipal Courts	277,334.00	Other Miscellaneous Revenues	2,501,345.39	Added and Omitted Taxes		700,496.43	
<b>PUBLIC SAFETY</b>		Prior Years Surplus Appropriated			Total Taxes Levied - ABSTRACT	39,118,639.18	
Fire Protection	303,677.80	REVENUES	46,973,261.42	Total Taxes Billed		39,324,912.04	
Police Protection	2,177,661.69	Reserve For Uncollected Taxes	1,740,982.90	TAXES COLLECTED		37,895,157.74	
Civil Defense & Disaster Control	9,125.00	CAPITAL OUTLAY	1,559,459.39	Taxes Cancelled, Abated or Adjusted		223,791.69	
Environmental Inspection & Control	316,321.00	Public Enterprises		Transfer to Tax Title Liens or Foreclosed		12,536.05	
Other Public Safety		Recreation-Culture	215,193.91	Ending Balance		1,193,426.56	
<b>PUBLIC WORKS</b>		Public Works	854,904.50	<b>PRIOR YEARS TAXES OUTSTANDING</b>			
Streets and Drainage	1,698,925.45	Buildings and Grounds	489,360.98	Beginning Balance		1,798,419.91	
Sewers and Sewage Processing	479,312.00	Library and Education		Collected		1,544,702.87	
Garbage and Trash Disposal	155,000.00	Conservation		Cancelled, Abated or Adjusted		227,833.99	
Public Buildings and Grounds	773,641.00	All Other		Transfers to Tax Title Liens or Foreclosed		8.50	
Other Public Works		CAPITAL DEBT AUTHORIZED, ENDING BALANCE			Ending Balance	25,874.55	
<b>HEALTH and WELFARE</b>		ISSUED AND UNISSUED			<b>TAX TITLE LIENS OUTSTANDING</b>		
Health Services Except Environmental	507,116.50	School	13,473,000	Beginning Balance		95,896.48	
Welfare-Public Assistance	22,250.00	Self-Liquidating	17,435,338	Transfer From Taxes		12,561.45	
Hospital, Clinics, First Aid		Other	30,908,338	Redeemed		8,138.42	
Animal, Insect, & Rodent Control	21,475.00	Total	30,908,338	Cancelled, Abated or Adjusted			
Other Welfare Services		ISSUED AND OUTSTANDING			Transfers to Foreclosed Property		
<b>RECREATION and CONSERVATION</b>		School	13,473,000.00	Ending Balance		100,319.51	
Beaches and Boardwalks		Self-Liquidating	17,435,338.00	<b>PROPERTY ACQUIRED BY DEED OR FORECLOSURE</b>			
Parks, Playgrounds, Shade Trees	31,790.00	Other	30,908,338.00	Beginning Balance		89,900.00	
Land Reclamation & Conservation	18,546.85	EQUALIZED VALUATION BASIS			<b>Transfers From Taxes or Liens</b>		
Other Recreational Services	515,980.00	FOR NET DEBT COMPUTATION			Sale for Cash		
<b>EDUCATION (excluding schools)</b>		REAL PROPERTY VALUATIONS			Cancelled, Abated or Adjusted		
Libraries	949,722.00	Code	Class	# of Parcels	% VAL'N	Ending Balance	
Other Educational Services		1	Vacant Land	690	4.45	89,900.00	
<b>STATUTORY EXPENDITURES</b>		ASSESSSED VALUATION			<b>CURRENT FINANCES ENDING BALANCE</b>		
Pensions & F. I. C. A.	666,700.00	2	Residential	8032	70.72	<b>ASSETS</b>	
Employee Fringe Benefits	736,107.00	3	Farm	145	.66	Cash	6,625,780.78
Other Statutory Expenditures		4a	Commercial	132	23.76	Taxes Receivable	1,219,301.11
<b>MUNICIPAL FUNCTIONS</b>		4b	Industrial	6	.23	Tax Title Liens	100,319.51
TOTAL	11,979,859.29	4c	Apartments	1	.19	Foreclosed Property	89,900.00
<b>CAPITAL IMPROVEMENTS</b>		Total	9006			Emergencies & Other Deferred Charges	
*MEMO*	1,194,452.00	Land Area	24.95	Sq. Miles		State and Federal Aid Receivables	
<b>DEBT SERVICE</b>		Net Valuation Taxable-Municipal				Other Receivables	33,861.31
Principal Payments	1,508,000.00	Net Valuation Taxable-County				Total	8,069,182.71
Interest Payments	1,037,147.81	State Equalized Valuation				<b>LIABILITIES, RESERVES, AND SURPLUS</b>	
<b>DEFERRED CHARGES</b>		State Equalization Ratio				Cash Liabilities	2,262,117.94
SCHOOL, COUNTY, SPECIAL DISTRICT TAXES	29,882,485.37					Reserves for Receivables	1,443,401.93
RESERVE FOR UNCOLLECTED TAXES	1,740,982.90					Surplus	4,363,662.84
EXPENDITURES	TOTAL					Total	8,069,182.71

1803

Population 1990 6,597  
 Population 1994 6,809  
 S & P Rating  
 Moody Rating AA1

General Tax Rate Per \$100. 1.70  
 State Equalized Tax Rate 1.57

**BERNARDSVILLE BORO. - SOMERSET CO.**  
 Form of Government:  
**Borough Council**  
 Number of Members on Governing Body - 6

PER CAPITA:  
 Gross Debt 2,667.93  
 Net Debt 2,086.61  
 Debt Service 155.04  
 Total Tax Levy 2,426.12  
 Municipal Expenditures 984.18

PER CENT:  
 Gross Debt 1.79  
 Net Debt 1.40  
 Tax Levy Collected 97.68  
 Tax Levy Cancelled, Abated or Adjusted .13

EXPENDITURES-CURRENT YEAR		REVENUES REALIZED-CURRENT YEAR		PROPERTY TAXES-CURRENT YEAR	
<b>GENERAL GOVERNMENT</b>		<b>REVENUES REALIZED-CURRENT YEAR</b>		<b>STATE EQUALIZED TAX RATE</b>	
Governing Body & Public Boards		Property Taxes Collected	16,192,136.40	Local District School Taxes	86
Municipal Clerk		Payments in Lieu of Taxes		Regional & Consolidated School Tax	
Financial Administration	79,838.00	Delinquent Tax & Lien Collections	435,190.98	School Taxes in Municipal Budget	
Assessment of Taxes	64,985.00	Business Personality Replacement Taxes	84,377.08	County Taxes	39 *
Collection of Taxes	69,075.00	Taxes from Public Utilities	650,625.00	County Library Taxes	
Planning, Housing & Development	51,735.00	Other Miscellaneous Tax Revenues		Local Municipal Purpose Taxes	33
Human Resources	106,126.97	State Aid Revenues	350,957.35	Veteran & Senior Citizen Taxes	
Elections		Federal Aid Revenues	2,000.00	Total Taxes for Rate Computation	1.58
General Administration (other)	721,800.00			Special District Taxes	
<b>JUDICIARY</b>		Sale of Acquired Property		Bank Corp. Taxes	
Municipal Courts	58,300.00	Other Miscellaneous Revenues	1,018,140.67	Added and Omitted Taxes	66,160.65
<b>PUBLIC SAFETY</b>				Total Taxes Levied - ABSTRACT	16,519,444.62
Fire Protection	129,890.60	Prior Years Surplus Appropriated	1,196,967.08	Total Taxes Billed	16,577,186.06
Police Protection	1,149,307.56	REVENUES TOTAL	19,930,394.56	TAXES COLLECTED	16,192,136.40
Civil Defense & Disaster Control	6,300.00	Reserve For Uncollected Taxes	1,187,057.85	Taxes Cancelled, Abated or Adjusted	21,397.23
Environmental Inspection & Control	129,575.00			Transfer to Tax Title Liens or Forclosed	7,270.92
Other Public Safety		<b>CAPITAL OUTLAY TOTAL</b>	<b>2,050,781.02</b>	Ending Balance	356,381.51
<b>PUBLIC WORKS</b>		Public Enterprises		<b>PRIOR YEARS TAXES OUTSTANDING</b>	
Streets and Drainage	630,375.27	Recreation-Culture		Beginning Balance	433,981.27
Sewers and Sewage Processing	46,000.00	Public Works	238,327.13	Collected	405,274.33
Garbage and Trash Disposal	42,000.00	Buildings and Grounds	1,812,453.89	Cancelled, Abated or Adjusted	12,641.70
Public Buildings and Grounds	49,000.00	Library and Education		Transfers to Tax Title Liens or Forclosed	539.05
Other Public Works	30,000.00	Conservation		Ending Balance	15,526.19
<b>HEALTH and WELFARE</b>		All Other		<b>TAX TITLE LIENS OUTSTANDING</b>	
Health Services Except Environmental	54,931.00			Beginning Balance	52,981.97
Welfare-Public Assistance	3,365.00	<b>CAPITAL DEBT AUTHORIZED, ENDING BALANCE</b>		Transfer From Taxes	7,809.97
Hospital, Clinics, First Aid		ISSUED AND UNISSUED		Redeemed	29,916.65
Animal, Insect, & Rodent Control	20,100.00	School	3,869,000	Cancelled, Abated or Adjusted	
Other Welfare Services		Self-Liquidating		Transfers to Foreclosed Property	
<b>RECREATION and CONSERVATION</b>		Other	14,296,949	Ending Balance	30,875.29
Beaches and Boardwalks		Total	18,165,949	<b>PROPERTY ACQUIRED BY DEED OR FORECLOSURE</b>	
Parks, Playgrounds, Shade Trees	26,827.60	ISSUED AND OUTSTANDING		Beginning Balance	13,100.00
Land Reclamation & Conservation	3,800.00	School	3,869,000.00	Transfers From Taxes or Liens	
Other Recreational Services	61,700.00	Self-Liquidating		Sale for Cash	
<b>EDUCATION (excluding schools)</b>		Other	14,293,591.60	Cancelled, Abated or Adjusted	
Libraries	367,775.00	Total	18,162,591.60	Ending Balance	13,100.00
Other Educational Services		<b>EQUALIZED VALUATION BASIS FOR NET DEBT COMPUTATION</b>	<b>1,016,145,562</b>	<b>CURRENT FINANCES ENDING BALANCE</b>	
<b>STATUTORY EXPENDITURES</b>		<b>REAL PROPERTY VALUATIONS</b>		<b>ASSETS</b>	
Pensions & F. I. C. A.	247,499.27	Code Class # of Parcels % VAL'N	ASSESSED VALUATION	Cash	2,456,396.54
Employee Fringe Benefits	275,450.00	1 Vacant Land 191 3.26	31,286,100.00	Taxes Receivable	371,907.70
Other Statutory Expenditures	5,579.99	2 Residential 2278 84.45	809,372,100.00	Tax Title Liens	30,875.29
<b>MUNICIPAL FUNCTIONS TOTAL</b>	<b>4,431,336.26</b>	3 Farm 102 2.47	23,735,100.00	Foreclosed Property	13,100.00
<b>CAPITAL IMPROVEMENTS MEMO</b>	<b>200,000.00</b>	4a Commercial 146 9.02	86,487,300.00	Emergencies & Other Delinquent Charges	69,811.92
<b>DEBT SERVICE</b>		4b Industrial 3 .64	6,093,900.00	State and Federal Aid Receivable	2,909.86
Principal Payments	475,139.93	4c Apartments 4 .15	1,438,000.00	Other Receivables	11,098.25
Interest Payments	580,502.61	Total 2724	958,412,500.00	Total	2,956,099.56
<b>DEFERRED CHARGES</b>	<b>27,272.00</b>	Land Area 12.85 Sq. Miles		<b>LIABILITIES, RESERVES, AND SURPLUS</b>	
<b>SCHOOL, COUNTY, SPECIAL DISTRICT TAXES</b>	<b>13,009,186.04</b>	Net Valuation Taxable-Municipal	965,674,000	Cash Liabilities	810,605.52
<b>RESERVE FOR UNCOLLECTED TAXES</b>	<b>1,187,057.85</b>	Net Valuation Taxable-County	956,851,869	Reserves for Receivables	426,981.24
<b>EXPENDITURES TOTAL</b>	<b>19,710,496.69</b>	State Equalized Valuation	1,045,971,676	Surplus	1,718,512.90
		State Equalization Ratio	92.28	Total	2,956,099.56

\*Includes County Health Service Taxes or County Open Space Tax. See Table 13.

1022

Population 1990 **3,104**  
 Population 1994 **3,358**  
 S & P Rating  
 Moody Rating

General Tax Rate Per \$100 **1.96**  
 State Equalized Tax Rate **1.96**

**BETHLEHEM TOWNSHIP - HUNTERDON CO.**  
 Form of Government:  
**Township Committee**  
 Number of Members on Governing Body - 3

PER CAPITA:  
 Gross Debt **489.28** PER CENT:  
 Gross Debt **.64**  
 Net Debt **202.50** Net Debt **.27**  
 Debt Service Tax Levy Collected **95.95**  
 Total Tax Levy **1,555.46** Tax Levy Cancelled, Abated  
 Municipal Expenditures **527.95** or Adjusted **.41**

EXPENDITURES-CURRENT YEAR		REVENUES REALIZED-CURRENT YEAR		PROPERTY TAXES-CURRENT YEAR	
<b>GENERAL GOVERNMENT</b>		<b>REVENUES REALIZED-CURRENT YEAR</b>		<b>STATE EQUALIZED TAX RATE</b>	
Governing Body & Public Boards		Property Taxes Collected	<b>5,036,228.69</b>	Local District School Taxes	<b>1.08</b>
Municipal Clerk		Payments in Lieu of Taxes		Regional & Consolidated School Tax	<b>.43</b>
Financial Administration	<b>31,558.00</b>	Delinquent Tax & Lien Collections	<b>160,434.90</b>	School Taxes in Municipal Budget	
Assessment of Taxes	<b>34,396.00</b>	Business Personalty Replacement Taxee	<b>30,934.00</b>	County Taxes	<b>.32</b> *
Collection of Taxes	<b>32,760.00</b>	Taxes from Public Utilities	<b>158,863.00</b>	County Library Taxee	<b>.03</b>
Planning, Housing & Development	<b>57,015.00</b>	Other Miscellaneous Tax Revenues		Local Municipal Purpose Taxes	<b>.08</b>
Human Resources		State Aid Revenues	<b>178,396.32</b>	Veteran & Senior Citizen Taxes	
Elections		Federal Aid Revenues		Total Taxes for Rate Computation	<b>1.94</b>
General Administration (other)	<b>205,160.00</b>			Special District Taxes	
<b>JUDICIARY</b>		Sale of Acquired Property		Bank Corp. Taxes	
Municipal Courts	<b>115,864.00</b>	Other Miscellaneous Revenues	<b>376,702.11</b>	Added and Omitted Taxes	<b>60,207.24</b>
<b>PUBLIC SAFETY</b>		Total	<b>5,941,559.02</b>	Total Taxes Levied - ABSTRACT	<b>5,223,250.16</b>
Fire Protection	<b>56,736.90</b>	Prior Years Surplus Appropriated	<b>630,000.00</b>	Total Taxes Billed	<b>5,248,879.66</b>
Police Protection	<b>23,152.50</b>	REVENUES	<b>6,571,559.02</b>	TAXES COLLECTED	<b>5,036,228.69</b>
Civil Defense & Disaster Control	<b>5,590.00</b>	Reserve For Uncollected Taxes	<b>343,967.93</b>	Taxes Cancelled, Abated or Adjusted	<b>21,509.08</b>
Environmental Inspection & Control		TOTAL	<b>135,044.01</b>	Transfer to Tax Title Liens or Foreclosed	<b>8,108.52</b>
Other Public Safety		<b>CAPITAL OUTLAY</b>		Ending Balance	<b>183,033.37</b>
<b>PUBLIC WORKS</b>		Total		<b>PRIOR YEARS TAXES OUTSTANDING</b>	
Streets and Drainage	<b>645,920.57</b>	Public Enterprises		Beginning Balance	<b>256,666.09</b>
Sewers and Sewage Processing	<b>5,000.00</b>	Recreation-Culture		Collected	<b>160,434.90</b>
Garbage and Trash Disposal	<b>20,850.00</b>	Public Works	<b>2,880.12</b>	Cancelled, Abated or Adjusted	
Public Buildings and Grounds	<b>33,160.00</b>	Buildings and Grounds	<b>132,163.89</b>	Transfers to Tax Title Liens or Foreclosed	
Other Public Works		Library and Education		Ending Balance	<b>96,231.19</b>
<b>HEALTH and WELFARE</b>		Conservation		TAX TITLE LIENS OUTSTANDING	
Health Services Except Environmental	<b>3,420.00</b>	All Other		Beginning Balance	<b>116,007.63</b>
Welfare-Public Assistance	<b>1,324.00</b>			Transfer From Taxes	<b>8,108.52</b>
Hospital, Clinics, First Aid		<b>CAPITAL DEBT AUTHORIZED, ENDING BALANCE</b>		Redeemed	
Animal, Insect, & Rodent Control		ISSUED AND UNISSUED		Cancelled, Abated or Adjusted	<b>4,299.52</b>
Other Welfare Services		School	<b>963,000</b>	Transfers to Foreclosed Property	
<b>RECREATION and CONSERVATION</b>		Self-Liquidating		Ending Balance	<b>119,816.63</b>
Beaches and Boardwalks		Other	<b>680,000</b>	PROPERTY ACQUIRED BY DEED OR	
Perks, Playgrounds, Shade Trees		Total	<b>1,643,000</b>	FORECLOSURE	
Land Reclamation & Conservation	<b>5,971.75</b>	ISSUED AND OUTSTANDING		Beginning Balance	
Other Recreational Services	<b>10,900.00</b>	School	<b>963,000.00</b>	Transfers From Taxes or Liens	
<b>EDUCATION (excluding schools)</b>		Self-Liquidating		Sale for Cash	
Libraries		Other	<b>246,000.00</b>	Cancelled, Abated or Adjusted	
Other Educational Services	<b>1,550.00</b>	Total	<b>1,209,000.00</b>	Ending Balance	
<b>STATUTORY EXPENDITURES</b>		EQUALIZED VALUATION BASIS		<b>CURRENT FINANCES ENDING BALANCE</b>	
Pensions & F. I. C. A.	<b>58,500.00</b>	FOR NET DEBT COMPUTATION	<b>256,053,280</b>	ASSETS	
Employee Fringe Benefits	<b>59,650.00</b>	REAL PROPERTY VALUATIONS		Cash	<b>2,124,222.43</b>
Other Statutory Expenditures	<b>4,400.00</b>	Code Class # of Parcels % VAL'N ASSESSED VALUATION		Taxes Receivable	<b>279,264.56</b>
<b>MUNICIPAL FUNCTIONS</b>		1 Vacant Land 255 5.97 15,763,250.00		Tax Title Liens	<b>119,816.63</b>
<b>CAPITAL IMPROVEMENTS</b>		2 Residential 984 74.09 195,477,500.00		Foreclosed Property	
<b>DEBT SERVICE</b>		3 Farm 350 10.25 27,047,966.00		Emergencies & Other Deferred Charges	
Principal Payments		4a Commercial 18 6.56 17,313,684.00		State and Federal Aid Receivable	<b>800.00</b>
Interest Payments		4b Industrial 7 3.12 8,239,965.00		Other Receivables	<b>198,800.66</b>
<b>DEFERRED CHARGES</b>		4c Apartments		Total	<b>2,722,904.28</b>
SCHOOL, COUNTY, SPECIAL DISTRICT TAXES	<b>16,000.00</b>	Total 1614 263,842,365.00		<b>LIABILITIES, RESERVES, AND SURPLUS</b>	
RESERVE FOR UNCOLLECTED TAXES	<b>343,967.93</b>	Lend Area 20.60 Sq. Miles		Cash Liabilities	<b>954,166.02</b>
EXPENDITURES	<b>6,722,061.92</b>	Net Valuation Taxable-Municipal	<b>264,728,186</b>	Reserves for Receivables	<b>597,881.85</b>
		Net Valuation Taxable-County	<b>265,431,302</b>	Surplus	<b>1,170,856.41</b>
		State Equalized Valuation	<b>265,230,441</b>	Total	<b>2,722,904.28</b>
		State Equalization Ratio	<b>99.81</b>		

\*Includes County Health Service Taxes or County Open Space Tax. See Table 13.

0302

Population 1990 2,973  
 Population 1994 2,953  
 S & P Rating  
 Moody Rating

General Tax Rate Per \$100. 2.56  
 State Equalized Tax Rate 2.47

**BEVERLY CITY - BURLINGTON COUNTY**  
 Form of Government:  
**Special Charter (P.L. 1857 c. 162)**  
 Number of Members on Governing Body - 9

PER CAPITA:  
 Gross Debt 73.55  
 Net Debt 73.55  
 Debt Service  
 Total Tax Levy 746.22  
 Municipal Expenditures 545.91

PER CENT:  
 Gross Debt .26  
 Net Debt .26  
 Tax Levy Collected 87.46  
 Tax Levy Cancelled, Abated or Adjusted .06

EXPENDITURES-CURRENT YEAR		REVENUES REALIZED-CURRENT YEAR		PROPERTY TAXES-CURRENT YEAR	
<b>GENERAL GOVERNMENT</b>		<b>REVENUES REALIZED-CURRENT YEAR</b>		<b>STATE EQUALIZED TAX RATE</b>	
Governing Body & Public Boards		Property Taxes Collected	1,928,144.31	Local District School Taxes	1.36 1,165,751.00
Municipal Clerk		Payments in Lieu of Taxes		Regional & Consolidated School Tax	
Financial Administration	26,355.00	Delinquent Tax & Lien Collections	316,606.39	School Taxes in Municipal Budget	
Assessment of Taxes	9,822.00	Business Personalty Replacement Taxes	23,660.36	County Taxes	.51 * 433,576.65
Collection of Taxes	12,400.00	Taxes from Public Utilities	146,491.00	County Library Taxes	.03 28,339.48
Planning, Housing & Development	107,642.00	Other Miscellaneous Tax Revenues		Local Municipal Purpose Taxes	.57 485,000.00
Human Resources	64,554.75	State Aid Revenues	379,321.60	Veteran & Senior Citizen Taxes	32,700.00
Elections		Federal Aid Revenues		Total Taxes for Rate Computation	2.47 2,145,367.13
General Administration (other)	160,020.00			Special District Taxes	90,544.00
<b>JUDICIARY</b>		Sale of Acquired Property		Bank Corp. Taxes	
Municipal Courts	33,000.00	Other Miscellaneous Revenues	200,559.76	Added and Omitted Taxes	373.66
<b>PUBLIC SAFETY</b>				Total Taxes Levied - ABSTRACT	2,203,584.79
Fire Protection	1,000.00	Prior Years Surplus Appropriated	245,000.00	Total Taxes Billed	2,204,598.70
Police Protection	351,803.00	REVENUES TOTAL	3,239,783.42	TAXES COLLECTED	1,928,144.31
Civil Defense & Disaster Control	250.00	Reserve For Uncollected Taxes	316,331.62	Taxes Cancelled, Abated or Adjusted	1,371.87
Environmental Inspection & Control	15,785.00			Transfer to Tax Title Liens or Foreclosed	6,362.91
Other Public Safety		<b>CAPITAL OUTLAY TOTAL</b>	<b>98,441.64</b>	Ending Balance	268,719.61
<b>PUBLIC WORKS</b>				<b>PRIOR YEARS TAXES OUTSTANDING</b>	
Streets and Drainage	105,775.97	Public Enterprises		Beginning Balance	328,288.28
Sewers and Sewage Processing		Recreation-Culture		Collected	309,065.73
Garbage and Trash Disposal	133,000.00	Public Works	98,191.64	Cancelled, Abated or Adjusted	1,015.11
Public Buildings and Grounds	31,000.00	Buildings and Grounds	250.00	Transfers to Tax Title Liens or Foreclosed	
Other Public Works		Library and Education		Ending Balance	18,207.44
<b>HEALTH and WELFARE</b>		Conservation		<b>TAX TITLE LIENS OUTSTANDING</b>	
Health Services Except Environmental	2,900.00	All Other		Beginning Balance	118,050.61
Welfare-Public Assistance	4,020.00			Transfer From Taxes	6,362.91
Hospital, Clinics, First Aid		<b>CAPITAL DEBT AUTHORIZED, ENDING BALANCE</b>		Redeemed	7,540.66
Animal, Insect, & Rodent Control		ISSUED AND UNISSUED		Cancelled, Abated or Adjusted	
Other Welfare Services		School		Transfers to Foreclosed Property	
<b>RECREATION and CONSERVATION</b>		Self-Liquidating		Ending Balance	116,872.86
Beeches and Boardwalks		Other	217,203	<b>PROPERTY ACQUIRED BY DEED OR FORECLOSURE</b>	
Parks, Playgrounds, Shade Trees	4,800.00	Total	217,203	Beginning Balance	17,250.00
Land Reclamation & Conservation				Transfers From Taxes or Liens	
Other Recreational Services	2,350.00	ISSUED AND OUTSTANDING		Sale for Cash	
<b>EDUCATION (excluding schools)</b>		School		Cancelled, Abated or Adjusted	
Libraries	2,000.00	Self-Liquidating		Ending Balance	17,250.00
Other Educational Services		Other		<b>CURRENT FINANCES ENDING BALANCE</b>	
<b>STATUTORY EXPENDITURES</b>		Total		ASSETS	
Pensions & F. I. C. A.	44,808.66	<b>EQUALIZED VALUATION BASIS FOR NET DEBT COMPUTATION</b>	<b>82,468,264</b>	Cash	627,614.13
Employee Fringe Benefits	45,125.00	<b>REAL PROPERTY VALUATIONS</b>		Taxes Receivable	286,927.05
Other Statutory Expenditures	3,500.00	Code Class # of Parcels % VAL'N	ASSESSED VALUATION	Tax Title Liens	116,872.86
<b>MUNICIPAL FUNCTIONS</b>	<b>1,161,911.38</b>	1 Vacant Land 68 1.05	864,300.00	Foreclosed Property	17,250.00
<b>CAPITAL IMPROVEMENTS</b>	<b>5,000.00</b>	2 Residential 851 88.68	73,065,500.00	Emergencies & Other Deferred Charges	32,000.00
<b>DEBT SERVICE</b>		3 Farm		State and Federal Aid Receivable	8,917.84
Principal Payments		4e Commercial 50 5.97	4,920,100.00	Other Receivables	97,299.59
Interest Payments		4b Industrial 14 3.32	2,734,700.00	Total	1,186,881.47
		4c Apartments 5 .99	811,900.00	<b>LIABILITIES, RESERVES, AND SURPLUS</b>	
		Total 988	82,396,500.00	Cash Liabilities	241,981.60
<b>DEFERRED CHARGES</b>	<b>133,825.00</b>	Land Area .54 Sq Miles		Reserves for Receivables	518,349.50
<b>SCHOOL, COUNTY, SPECIAL DISTRICT TAXES</b>	<b>1,718,211.13</b>	Net Valuation Taxable-Municipal	82,586,162	Surplus	426,550.37
<b>RESERVE FOR UNCOLLECTED TAXES</b>	<b>316,331.62</b>	Net Valuation Taxable-County	84,610,303	Total	1,186,881.47
<b>EXPENDITURES TOTAL</b>	<b>3,330,279.13</b>	State Equalized Valuation	85,707,565		
		State Equalization Ratio	96.35		

\*Includes County Health Service Taxes or County Open Space Tax. See Table 13.

2104

Population 1990 5,331  
 Population 1994 5,553  
 S & P Rating A+  
 Moody Rating

General Tax Rate Per \$100. 2.29  
 State Equalized Tax Rate 1.75

**BLAIRSTOWN TOWNSHIP - WARREN CO.**  
 Form of Government:  
**Township Committee**  
 Number of Members on Governing Body - 5

PER CAPITA: Gross Debt 861.67  
 Net Debt 463.53  
 Debt Service 19.53  
 Total Tax Levy 1,181.57  
 Municipal Expenditures 790.60

PER CENT: Gross Debt 1.24  
 Net Debt .69  
 Tax Levy Collected 93.72  
 Tax Levy Cancelled, Abated or Adjusted

EXPENDITURES-CURRENT YEAR		REVENUES REALIZED-CURRENT YEAR		PROPERTY TAXES-CURRENT YEAR	
<b>GENERAL GOVERNMENT</b>		<b>REVENUES REALIZED-CURRENT YEAR</b>		<b>STATE EQUALIZED TAX RATE</b>	
Governing Body & Public Boards		Property Taxes Collected	6,167,822.20	Local District School Taxes	.55 2,053,468.00
Municipal Clerk		Payments In Lieu of Taxes		Regional & Consolidated School Tax	.47 1,778,875.59
Financial Administration	81,694.80	Delinquent Tax & Lien Collections	446,828.22	School Taxes In Municipal Budget	
Assessment of Taxes	48,207.93	Business Personality Replacement Taxes	31,835.08	County Taxes	.66 * 2,474,937.24
Collection of Taxes	26,788.68	Taxes from Public Utilities	3,041,959.00	County Library Taxes	.06 224,916.83
Planning, Housing & Development	72,131.12	Other Miscellaneous Tax Revenues		Local Municipal Purpose Taxes	
Human Resources	42,050.00	State Aid Revenues	295,970.36	Veteran & Senior Citizen Taxes	41,500.00
Elections		Federal Aid Revenues		Total Taxes for Rate Computation	1.74 6,573,697.66
General Administration (other)	346,911.45			Special District Taxes	
<b>JUDICIARY</b>		Sale of Acquired Property		Bank Corp. Taxes	
Municipal Courts	33,025.73	Other Miscellaneous Revenues	597,210.83	Added and Omitted Taxes	29,044.78
<b>PUBLIC SAFETY</b>				Total Taxes Levied - ABSTRACT	6,561,242.44
Fire Protection	50,100.00	Prior Years Surplus Appropriated	454,293.00	Total Taxes Billed	6,581,320.25
Police Protection	422,934.14	REVENUES	11,035,918.69	TAXES COLLECTED	6,167,822.20
Civil Defense & Disaster Control	6,085.01	Reserve For Uncollected Taxes	434,000.00	Taxes Cancelled, Abated or Adjusted	
Environmental Inspection & Control	57,919.94			Transfer to Tax Title Liens or Foreclosed	4,886.86
Other Public Safety		<b>CAPITAL OUTLAY</b>	<b>TOTAL 335,685.54</b>	Ending Balance	408,611.19
<b>PUBLIC WORKS</b>		Public Enterprises		<b>PRIOR YEARS TAXES OUTSTANDING</b>	
Streets and Drainage	502,632.82	Recreation-Culture	17,939.75	Beginning Balance	451,831.83
Sewers and Sewage Processing	7,000.00	Public Works	212,100.72	Collected	435,004.59
Garbage and Trash Disposal	40,000.00	Buildings and Grounds	105,645.07	Cancelled, Abated or Adjusted	1,879.84
Public Buildings and Grounds	70,109.27	Library and Education		Transfers to Tax Title Liens or Foreclosed	440.64
Other Public Works		Conservation		Ending Balance	14,506.76
<b>HEALTH and WELFARE</b>		All Other		<b>TAX TITLE LIENS OUTSTANDING</b>	
Health Services Except Environmental	7,019.74			Beginning Balance	40,463.34
Welfare-Public Assistance	5,475.06	<b>CAPITAL DEBT AUTHORIZED, ENDING BALANCE</b>		Transfer From Taxes	5,379.75
Hospital, Clinice, First Aid		ISSUED AND UNISSUED		Redeemed	11,823.63
Animal, Insect, & Rodent Control		School	2,099,766	Cancelled, Abated or Adjusted	
Other Welfare Services		Self-Liquidating		Transfers to Foreclosed Property	
<b>RECREATION and CONSERVATION</b>		Other	2,574,000	Ending Balance	34,019.46
Beaches and Boardwalks		Total	4,673,766	<b>PROPERTY ACQUIRED BY DEED OR FORECLOSURE</b>	
Parks, Playgrounds, Shade Trees		ISSUED AND OUTSTANDING		Beginning Balance	
Land Reclamation & Conservation	2,197.08	School	2,099,766.40	Transfers From Taxes or Liens	
Other Recreational Services	40,040.98	Self-Liquidating		Sale for Cash	
<b>EDUCATION (excluding schools)</b>		Other	2,074,806.63	Cancelled, Abated or Adjusted	
Libraries	2,000.00	Total	4,174,573.03	Ending Balance	
Other Educational Services	1,700,000.00	<b>EQUALIZED VALUATION BASIS FOR NET DEBT COMPUTATION</b>	<b>378,158,899</b>	<b>CURRENT FINANCES ENDING BALANCE</b>	
<b>STATUTORY EXPENDITURES</b>		<b>REAL PROPERTY VALUATIONS</b>		<b>ASSETS</b>	
Pensions & F. I. C. A.	99,357.92	Code Class # of Parcels % VAL'N	ASSESSED VALUATION	Cash	5,860,269.69
Employee Fringe Benefits	128,249.69	1 Vacant Land 420 5.87	16,690,175.00	Taxes Receivable	423,117.95
Other Statutory Expenditures	5,000.00	2 Residential 1645 78.60	223,672,300.00	Tax Title Liens	34,019.46
<b>MUNICIPAL FUNCTIONS</b>		3 Farm 369 6.24	17,757,400.00	Foreclosed Property	
<b>CAPITAL IMPROVEMENTS</b>	<b>TOTAL 3,796,932.36</b>	4a Commercial 113 7.40	21,065,500.00	Emergencies & Other Deterred Chargee	
<b>DEBT SERVICE</b>		4b Industrial 12 1.89	5,375,900.00	State and Federal Aid Receivable	133,519.45
Principal Payments	50,000.00	4c Apartments		Other Receivables	15,479.17
Interest Payments	58,468.86	Total	2559	Total	6,466,405.72
<b>DEFERRED CHARGES</b>	<b>50,800.00</b>	Land Area 30.90 Sq Miles		<b>LIABILITIES, RESERVES, AND SURPLUS</b>	
<b>SCHOOL, COUNTY, SPECIAL DISTRICT TAXES</b>	<b>6,532,197.66</b>	Net Valuation Taxable-Municipal	286,125,538	Cash Liabilities	1,428,676.20
<b>RESERVE FOR UNCOLLECTED TAXES</b>	<b>434,000.00</b>	Net Valuation Taxable-County	375,620,468	Reserves for Receivables	542,421.07
<b>EXPENDITURES</b>	<b>TOTAL 10,922,398.88</b>	State Equalized Valuation	374,465,947	Surplus	4,495,308.45
		State Equalization Ratio	76.31	Total	6,466,405.72



\*Includes County Health Service Taxes or County Open Space Tax. See Table 13.

0702

Population 1990 45,061  
 Population 1994 44,161  
 S & P Rating  
 Moody Rating AAA

General Tax Rate Per \$100. 3.21  
 State Equalized Tax Rate 3.01

**BLOOMFIELD TOWNSHIP - ESSEX COUNTY**  
 Form of Government:  
**Special Charter (P.L. 1955 c. 201)**  
 Number of Members on Governing Body - 7

PER CAPITA:  
 Gross Debt 412.61  
 Net Debt 236.39  
 Debt Service 23.38  
 Total Tax Levy 1,526.37  
 Municipal Expenditures 778.77

PER CENT:  
 Gross Debt .80  
 Net Debt .46  
 Tax Levy Collected 96.79  
 Tax Levy Cancelled, Abated or Adjusted .14

EXPENDITURES-CURRENT YEAR		REVENUES REALIZED-CURRENT YEAR		PROPERTY TAXES-CURRENT YEAR	
<b>GENERAL GOVERNMENT</b>				<b>STATE EQUALIZED TAX RATE</b>	
Governing Body & Public Boards	66,788.00	Property Taxes Collected	65,268,656.10	Local District School Taxes	1.39
Municipal Clerk	169,075.00	Payments In Lieu of Taxes	99,290.98	Regional & Consolidated School Tax	
Financial Administration	322,010.00	Delinquent Tax & Lien Collections	1,914,243.25	School Taxes in Municipal Budget	
Assessment of Taxes	92,687.00	Business Personality Replacement Taxes	1,039,063.12	County Taxes	.71 *
Collection of Taxes		Taxes from Public Utilities	2,160,313.00	County Library Taxes	
Planning, Housing & Development	101,776.00	Other Miscellaneous Tax Revenues		Local Municipal Purpose Taxes	.90
Human Resources	596,303.00	State Aid Revenues	5,510,567.84	Veteran & Senior Citizen Taxes	
Elections		Federal Aid Revenues		Total Taxes for Rate Computation	3.00
General Administration (other)	1,585,218.00			Special District Taxes	
<b>JUDICIARY</b>		Sale of Acquired Property		Bank Corp. Taxes	
Municipal Courts	220,100.00	Other Miscellaneous Revenues	2,769,213.59	Added and Omitted Taxes	74,372.80
<b>PUBLIC SAFETY</b>		Total	78,761,347.88	Total Taxes Levied - ABSTRACT	67,406,188.33
Fire Protection	4,732,645.00	Prior Years Surplus Appropriated	600,000.00	Total Taxes Billed	67,434,516.88
Police Protection	7,469,620.61	<b>REVENUES TOTAL</b>	<b>79,361,347.88</b>	<b>TAXES COLLECTED</b>	<b>65,268,656.10</b>
Civil Defense & Disaster Control	21,078.00	Reserve For Uncollected Taxes	2,437,834.56	Taxes Cancelled, Abated or Adjusted	95,954.07
Environmental Inspection & Control	174,038.00			Transfer to Tax Title Liens or Foreclosed	61,000.99
Other Public Safety		<b>CAPITAL OUTLAY TOTAL</b>	<b>1,233,978.84</b>	Ending Balance	2,008,905.72
<b>PUBLIC WORKS</b>		Public Enterprises		<b>PRIOR YEARS TAXES OUTSTANDING</b>	
Streets and Drainage	1,130,782.99	Recreation-Culture	117,749.51	Beginning Balance	2,191,307.68
Sewers and Sewage Processing	1,926,585.00	Public Works	586,567.82	Collected	1,913,867.80
Garbage and Trash Disposal	2,825,250.00	Buildings and Grounds	529,661.51	Cancelled, Abated or Adjusted	75,545.03
Public Buildings and Grounds	656,495.00	Library and Education		Transfers to Tax Title Liens or Foreclosed	354.20
Other Public Works	110,000.00	Conservation		Ending Balance	201,540.65
<b>HEALTH and WELFARE</b>		All Other		<b>TAX TITLE LIENS OUTSTANDING</b>	
Health Services Except Environmental	801,186.00			Beginning Balance	281,683.12
Welfare-Public Assistance	186,997.00	<b>CAPITAL DEBT AUTHORIZED, ENDING BALANCE</b>		Transfer From Taxes	61,376.44
Hospital, Clinics, First Aid		ISSUED AND UNISSUED		Redeemed	375.45
Animal, Insect, & Rodent Control	67,000.00	School	454,000	Cancelled, Abated or Adjusted	
Other Welfare Services		Self-Liquidating	7,327,797	Transfers to Foreclosed Property	
<b>RECREATION and CONSERVATION</b>		Other	10,439,337	Ending Balance	342,684.11
Beeches and Boardwalks		Total	18,221,134	<b>PROPERTY ACQUIRED BY DEED OR FORECLOSURE</b>	
Perks, Playgrounds, Shade Trees	279,710.00	ISSUED AND OUTSTANDING		Beginning Balance	355,100.00
Land Reclamation & Conservation	18,300.00	School	454,000.00	Transfers From Taxes or Liens	
Other Recreational Services	584,073.00	Self-Liquidating	5,830,797.00	Sale for Cash	
<b>EDUCATION (excluding schools)</b>		Other	9,300,000.00	Cancelled, Abated or Adjusted	
Libraries	925,600.00	Total	15,584,797.00	Ending Balance	355,100.00
Other Educational Services		<b>EQUALIZED VALUATION BASIS FOR NET DEBT COMPUTATION</b>	<b>2,286,276,546</b>	<b>CURRENT FINANCES ENDING BALANCE ASSETS</b>	
<b>STATUTORY EXPENDITURES</b>		<b>REAL PROPERTY VALUATIONS</b>		Cash	2,580,774.46
Pensions & F. I. C. A.	2,204,050.00	Code Class # of Parcels % VAL'N	ASSESSED VALUATION	Taxes Receivable	2,210,446.37
Employee Fringe Benefits	3,494,840.00	1 Vacant Land 234 .60	12,544,500.00	Tax Title Liens	342,684.11
Other Statutory Expenditures	1,000.00	2 Residential 11496 76.73	1,599,000,100.00	Foreclosed Property	355,100.00
<b>MUNICIPAL FUNCTIONS TOTAL</b>	<b>30,763,207.60</b>	3 Farm		Emergencies & Other Deferred Charges	284,866.63
<b>CAPITAL IMPROVEMENTS *MEMO*</b>	<b>45,000.00</b>	4e Commercial 711 13.86	288,855,000.00	State and Federal Aid Receivable	
<b>DEBT SERVICE</b>		4b Industrial 69 2.90	60,334,100.00	Other Receivables	192,558.36
Principal Payments	495,000.00	4c Apartments 96 5.91	123,139,500.00	Total	5,966,429.93
Interest Payments	537,606.18	Total 12606	2,083,873,200.00	<b>LIABILITIES, RESERVES, AND SURPLUS</b>	
<b>DEFERRED CHARGES</b>	<b>157,445.28</b>	Land Area 5.40 Sq. Miles		Cash Liabilities	2,339,359.73
SCHOOL, COUNTY, SPECIAL DISTRICT TAXES	47,145,342.94	Net Valuation Taxable-Municipal	2,097,904,800	Reserves for Receivables	3,100,788.84
RESERVE FOR UNCOLLECTED TAXES	2,437,834.56	Net Valuation Taxable-County	2,286,110,385	Surplus	526,281.36
<b>EXPENDITURES TOTAL</b>	<b>81,536,436.56</b>	State Equalized Valuation	2,239,488,226	Total	5,966,429.93
		State Equalization Ratio	93.64		

1601  
 Population 1990 7,530  
 Population 1994 7,683  
 S & P Rating AAA  
 Moody Rating BAA1

General Tax Rate Par \$100. 3.04  
 State Equalized Tax Rate 3.02

**BLOOMINGDALE BOROUGH - PASSAIC CO.**  
 Form of Government:  
**Borough Council**  
 Number of Members on Governing Body - 6

PER CAPITA:  
 Gross Debt 1,038.53  
 Net Debt 673.86  
 Debt Service 69.90  
 Total Tax Levy 1,623.08  
 Municipal Expenditures 657.70

PER CENT:  
 Gross Debt 1.95  
 Net Debt 1.27  
 Tax Levy Collected 96.82  
 Tax Levy Cancelled, Abated or Adjusted .38

EXPENDITURES-CURRENT YEAR		REVENUES REALIZED-CURRENT YEAR		PROPERTY TAXES-CURRENT YEAR	
<b>GENERAL GOVERNMENT</b>		<b>REVENUES REALIZED-CURRENT YEAR</b>		<b>STATE EQUALIZED TAX RATE</b>	
Governing Body & Public Boards	168,813.00	Property Taxes Collected	12,088,043.00	Local District School Taxes	1.78 7,314,122.50
Municipal Clerk		Payments in Lieu of Taxes		Regional & Consolidated School Tax	
Financial Administration	89,868.00	Delinquent Tax & Lien Collections	416,352.00	School Taxes in Municipal Budget	
Assessment of Taxes	33,254.00	Business Personality Replacement Taxes	66,232.00	County Taxes	.56 * 2,321,166.99
Collection of Taxes	66,349.00	Taxes from Public Utilities	335,118.00	County Library Taxes	
Planning, Housing & Development	27,814.00	Other Miscellaneous Tax Revenues		Local Municipal Purpose Taxes	.68 2,802,618.00
Human Resources	35,005.00	State Aid Revenues	482,019.00	Veteran & Senior Citizen Taxes	60,250.00
Elections	2,300.00	Federal Aid Revenues		Total Taxes for Rate Computation	3.02 12,498,157.49
General Administration (other)	402,065.00			Special District Taxes	
<b>JUDICIARY</b>		Sale of Acquired Property		Bank Corp. Taxes	
Municipal Courts	37,956.00	Other Miscellaneous Revenues	609,307.00	Added and Omitted Taxes	32,223.00
<b>PUBLIC SAFETY</b>		Total	13,997,071.00	Total Taxes Levied - ABSTRACT	12,470,130.49
Fire Protection	42,130.00	Prior Years Surplus Appropriated	475,000.00	TOTAL TAXES BILLED	12,485,430.00
Police Protection	880,890.00	REVENUES TOTAL	14,472,071.00	TAXES COLLECTED	12,088,043.00
Civil Defense & Disaster Control	1,700.00	Reserve For Uncollected Taxes	608,030.00	Taxes Cancelled, Abated or Adjusted	47,956.00
Environmental Inspection & Control	53,842.00	<b>CAPITAL OUTLAY TOTAL</b>	<b>991,965.00</b>	Transfer to Tax Title Liens or Foreclosed	14,875.00
Other Public Safety		Public Enterprises	99,548.00	Ending Balance	334,556.00
<b>PUBLIC WORKS</b>		Recreation-Culture	33,486.00	<b>PRIOR YEARS TAXES OUTSTANDING</b>	
Streets and Drainage	376,452.00	Public Works	479,825.00	Beginning Balance	416,952.00
Sewers and Sewage Processing	28,215.00	Buildings and Grounds	379,106.00	Collected	406,801.00
Garbage and Trash Disposal	598,185.00	Library and Education		Cancelled, Abated or Adjusted	
Public Buildings and Grounds	57,000.00	Conservation		Transfers to Tax Title Liens or Foreclosed	
Other Public Works	35,000.00	All Other		Ending Balance	10,151.00
<b>HEALTH and WELFARE</b>		<b>CAPITAL DEBT AUTHORIZED, ENDING BALANCE</b>		<b>TAX TITLE LIENS OUTSTANDING</b>	
Health Services Except Environmental	97,535.00	ISSUED AND UNISSUED		Beginning Balance	85,785.00
Welfare-Public Assistance	3,435.00	School	525,000	Transfer From Taxes	6,756.00
Hospital, Clinics, First Aid		Self-Liquidating	2,720,335	Redeemed	9,551.00
Animal, Insect, & Rodent Control		Other	4,733,672	Cancelled, Abated or Adjusted	
Other Welfare Services		Total	7,979,007	Transfers to Foreclosed Property	45,329.00
<b>RECREATION and CONSERVATION</b>		ISSUED AND OUTSTANDING		Ending Balance	37,661.00
Beaches and Boardwalks		School	525,000.00	<b>PROPERTY ACQUIRED BY DEED OR FORECLOSURE</b>	
Parks, Playgrounds, Shade Trees		Self-Liquidating	1,824,585.00	Beginning Balance	1,704,952.00
Land Reclamation & Conservation	5,442.00	Other	4,732,500.00	Transfers From Taxes or Liens	53,448.00
Other Recreational Services	75,099.00	Total	7,082,085.00	Sale for Cash	
<b>EDUCATION (excluding schools)</b>		EQUALIZED VALUATION BASIS FOR NET DEBT COMPUTATION	408,475,571	Cancelled, Abated or Adjusted	
Libraries	187,688.00	REAL PROPERTY VALUATIONS		Ending Balance	1,758,400.00
Other Educational Services		Code Class # of Parcels % VAL'N	ASSESSED VALUATION	<b>CURRENT FINANCES ENDING BALANCE</b>	
<b>STATUTORY EXPENDITURES</b>		1 Vacant Land 200 4.37	17,804,200.00	ASSETS	
Pensions & F. I. C. A.	257,424.00	2 Residential 2413 85.56	348,379,500.00	Cash	3,009,649.00
Employee Fringe Benefits	329,350.00	3 Farm 12 .13	530,299.00	Taxes Receivable	344,707.00
Other Statutory Expenditures		4e Commercial 93 6.83	27,812,300.00	Tax Title Liens	37,661.00
<b>MUNICIPAL FUNCTIONS</b>		4b Industrial 3 .12	505,200.00	Foreclosed Property	1,758,400.00
CAPITAL IMPROVEMENTS	32,000.00	4c Apartments 8 2.99	12,162,200.00	Emergencies & Other Deferred Charges	15,000.00
<b>DEBT SERVICE</b>		Total 2729	407,193,699.00	State and Federal Aid Receivable	5,929.00
Principal Payments	320,000.00	Land Area 8.74 Sq Miles		Other Receivables	308,730.00
Interest Payments	217,020.00	Net Valuation Taxable-Municipal	408,301,853	Total	5,480,076.00
<b>DEFERRED CHARGES</b>		Net Valuation Taxable-County	409,125,889	<b>LIABILITIES, RESERVES, AND SURPLUS</b>	
SCHOOL, COUNTY, SPECIAL DISTRICT TAXES	9,635,289.49	State Equalized Valuation	411,502,932	Cash Liabilities	2,825,168.00
RESERVE FOR UNCOLLECTED TAXES	608,030.00	State Equalization Ratio	99.22	Reserves for Receivables	2,449,498.00
<b>EXPENDITURES TOTAL</b>	<b>14,688,401.49</b>			Surplus	205,410.00
				Total	5,480,076.00

1003

Population 1990 **890**  
 Population 1994 **983**  
 S & P Rating  
 Moody Rating

General Tax Rate Per \$100. **2.18**  
 State Equalized Tax Rate **2.04**

**BLOOMSBURY BOROUGH - HUNTERDON CO.**  
 Form of Government:  
**Borough Council**  
 Number of Members on Governing Body - 6

PER CAPITA:  
 Gross Debt **144.81**  
 Net Debt **83.77**  
 Debt Service **22.82**  
 Total Tax Levy **1,280.69**  
 Municipal Expenditures **865.54**

PER CENT:  
 Gross Debt **.24**  
 Net Debt **.14**  
 Tax Levy Collected **96.51**  
 Tax Levy Cancelled, Abated or Adjusted **.32**

EXPENDITURES-CURRENT YEAR		REVENUES REALIZED-CURRENT YEAR		PROPERTY TAXES-CURRENT YEAR	
<b>GENERAL GOVERNMENT</b>		<b>REVENUES REALIZED-CURRENT YEAR</b>		<b>STATE EQUALIZED TAX RATE</b>	
Governing Body & Public Boards		Property Taxes Collected	1,215,036.99	Local District School Taxes	1.35 832,823.00
Municipal Clerk		Payments In Lieu of Taxes		Regional & Consolidated School Tax	
Financial Administration	19,300.00	Delinquent Tax & Lien Collections	36,703.16	School Taxes In Municipal Budget	
Assessment of Taxes	6,478.00	Business Personality Replacement Taxes	13,543.96	County Taxes	.31 * 192,381.22
Collection of Taxes	7,680.00	Taxes from Public Utilities	32,941.00	County Library Taxes	.03 17,780.70
Planning, Housing & Development	5,014.00	Other Miscellaneous Tax Revenues		Local Municipal Purpose Taxes	.35 214,021.00
Human Resources	218.65	State Aid Revenues	378,858.03	Veteran & Senior Citizen Taxes	6,200.00
Elections	500.00	Federal Aid Revenues		Total Taxes for Rate Computation	2.04 1,263,205.92
General Administration (other)	102,675.00			Special District Taxes	
<b>JUDICIARY</b>		Sale of Acquired Property		Bank Corp. Taxes	
Municipal Courts	35,000.00	Other Miscellaneous Revenues	50,475.04	Added and Omitted Taxes	1,914.41
<b>PUBLIC SAFETY</b>				Total Taxes Levied - ABSTRACT	1,258,920.33
Fire Protection	26,999.00	Total	1,727,558.18	Total Taxes Billed	1,258,995.85
Police Protection	7,523.00	Prior Years Surplus Appropriated	145,000.00	<b>TAXES COLLECTED</b>	1,215,036.99
Civil Defense & Disaster Control	2,163.00	<b>REVENUES TOTAL</b>	1,872,558.18	Taxes Cancelled, Abated or Adjusted	4,052.62
Environmental Inspection & Control		Reserve For Uncollected Taxes	60,113.00	Transfer to Tax Title Liens or Foreclosed	2,790.40
Other Public Safety				Ending Balance	37,115.84
<b>PUBLIC WORKS</b>		<b>CAPITAL OUTLAY TOTAL</b>		<b>PRIOR YEARS TAXES OUTSTANDING</b>	
Streets and Drainage	425,425.00			Beginning Balance	36,703.16
Sewers and Sewage Processing	5,400.00	Public Enterprises		Collected	36,703.16
Garbage and Trash Disposal	80,000.00	Recreation-Culture		Cancelled, Abated or Adjusted	
Public Buildings and Grounds	20,515.00	Public Works		Transfers to Tax Title Liens or Foreclosed	
Other Public Works	500.00	Buildings and Grounds		Ending Balance	
<b>HEALTH and WELFARE</b>		Library and Education		<b>TAX TITLE LIENS OUTSTANDING</b>	
Health Services Except Environmental	4,600.00	Conservation		Beginning Balance	8,740.73
Welfare-Public Assistance	649.00	All Other		Transfer From Taxes	2,790.40
Hospital, Clinics, First Aid				Redeemed	
Animal, Insect, & Rodent Control	1,700.00	<b>CAPITAL DEBT AUTHORIZED, ENDING BALANCE</b>		Cancelled, Abated or Adjusted	
Other Welfare Services		<b>ISSUED AND UNISSUED GROSS DEBT NET DEBT</b>		Transfers to Foreclosed Property	
<b>RECREATION and CONSERVATION</b>		School		Ending Balance	11,531.13
Beeches and Boardwalks		Self-Liquidating	60,000	<b>PROPERTY ACQUIRED BY DEED OR FORECLOSURE</b>	
Parks, Playgrounds, Shade Trees		Other	82,345	Beginning Balance	
Land Reclamation & Conservation		Total	142,345	Transfers From Taxes or Liens	
Other Recreational Services	2,300.00			Sale for Cash	
<b>EDUCATION (excluding schools)</b>		<b>ISSUED AND OUTSTANDING</b>		Cancelled, Abated or Adjusted	
Libraries		School		Ending Balance	
Other Educational Services		Self-Liquidating		<b>CURRENT FINANCES ENDING BALANCE</b>	
<b>STATUTORY EXPENDITURES</b>		Other		<b>ASSETS</b>	
Pensions & F. I. C. A.	8,390.00	Total		Cash	385,586.98
Employee Fringe Benefits		<b>EQUALIZED VALUATION BASIS FOR NET DEBT COMPUTATION</b>	58,495,535	Taxes Receivable	37,115.84
Other Statutory Expenditures	250.00	<b>REAL PROPERTY VALUATIONS</b>		Tax Title Liens	11,531.13
		Code Class # of Percels % VAL'N ASSESSED VALUATION		Foreclosed Property	
<b>MUNICIPAL FUNCTIONS TOTAL</b>	763,279.65	1 Vacant Land 53 1.57 900,550.00		Emergencies & Other Deferred Charges	
<b>CAPITAL IMPROVEMENTS *MEMO*</b>	1,000.00	2 Residential 316 77.39 44,476,900.00		State and Federal Aid Receivable	
<b>DEBT SERVICE</b>		3 Farm 12 1.43 819,200.00		Other Receivables	12,342.61
Principal Payments	19,000.00	4a Commercial 14 13.03 7,489,400.00		Total	446,576.56
Interest Payments	3,430.92	4b Industrial 5 5.22 2,999,500.00		<b>LIABILITIES, RESERVES, AND SURPLUS</b>	
		4c Apartments 3 1.37 787,200.00		Cash Liabilities	116,836.10
		Total 403 57,472,750.00		Reserves for Receivables	60,989.58
<b>DEFERRED CHARGES</b>	5,000.00	Land Area .80 Sq. Miles		Surplus	268,750.83
SCHOOL, COUNTY, SPECIAL DISTRICT TAXES	1,042,984.92	Net Valuation Taxable-Municipal	57,664,286	Total	446,576.56
RESERVE FOR UNCOLLECTED TAXES	60,113.00	Net Valuation Taxable-County	60,014,093		
<b>EXPENDITURES TOTAL</b>	1,893,808.49	State Equalized Valuation	61,613,733		
		State Equalization Ratio	93.57		

\*Includes County Health Service Taxes or County Open Space Tax. See Table 13.

0234

Population 1990 7,824  
 Population 1994 7,886  
 S & P Rating  
 Moody Rating A3

General Tax Rate Per \$100. 3.24  
 State Equalized Tax Rate 2.89

**BOGOTA BOROUGH - BERGEN COUNTY**  
 Form of Government:  
**Borough Council**  
 Number of Members on Governing Body - 6

PER CAPITA:  
 Gross Debt 453.81  
 Net Debt 453.81  
 Debt Service 47.11  
 Total Tax Levy 1,421.15  
 Municipal Expenditures 751.81

PER CENT:  
 Gross Debt .90  
 Net Debt .90  
 Tax Levy Collected 97.53  
 Tax Levy Cancelled, Abated or Adjusted .22

EXPENDITURES-CURRENT YEAR		REVENUES REALIZED-CURRENT YEAR		PROPERTY TAXES-CURRENT YEAR	
<b>GENERAL GOVERNMENT</b>		<b>REVENUES REALIZED-CURRENT YEAR</b>		<b>PROPERTY TAXES-CURRENT YEAR</b>	
Governing Body & Public Boards		Property Taxes Collected	10,930,782.00	STATE EQUALIZED TAX RATE	1.74
Municipal Clerk		Payments in Lieu of Taxes		Local District School Taxes	6,731,600.00
Financial Administration	69,251.00	Delinquent Tax & Lien Collections	264,965.00	Regionel & Consolidated School Tax	
Assessment of Taxes	25,180.00	Business Parsonely Replacement Taxes	261,020.00	School Taxes in Municipal Budget	
Collection of Taxes	32,169.00	Taxes from Public Utilities	346,322.00	County Taxes	.26 *
Planning, Housing & Development	22,743.00	Other Miscellaneous Tax Revenues		County Library Taxes	
Human Rasources	110,390.00	State Aid Revenues	1,180,532.00	Local Municipal Purpose Taxes	.89
Etections		Federal Aid Revenues		Vetaren & Senior Citizen Taxes	
General Administration (other)	484,547.00			Total Taxes for Rete Computation	2.89
<b>JUDICIARY</b>		Sale of Acquired Property		Special District Taxes	
Municipal Courts	72,021.00	Other Miscellaneous Revenues	365,382.00	Bank Corp. Taxes	
<b>PUBLIC SAFETY</b>				Added end Omitted Taxes	5,086.00
Fira Protection	143,191.00	Total	13,347,003.00	Total Taxes Levied - ABSTRACT	11,207,176.36
Police Protection	1,448,359.00	Prior Years Surplus Appropriated	150,000.00	Total Taxes Billed	11,207,282.00
Civil Defansa & Disaster Control	3,000.00	<b>REVENUES TOTAL</b>	<b>13,497,003.00</b>	<b>TAXES COLLECTED</b>	<b>10,930,782.00</b>
Environmental Inspection & Control	55,585.00	Reserve For Uncollected Taxes	341,401.00	Taxes Cancelled, Abated or Adjusted	24,146.00
Other Public Safaty		<b>CAPITAL OUTLAY TOTAL</b>	<b>501,121.00</b>	Transfer to Tax Title Liens or Foreclosed	3,185.00
<b>PUBLIC WORKS</b>				Ending Balance	249,169.00
Streets end Drainage	389,366.00	Public Entarprises		<b>PRIOR YEARS TAXES OUTSTANDING</b>	
Sewers end Sewage Processing	1,072,327.00	Recreation-Culture	12,720.00	Beginning Balance	264,965.00
Garbage end Trash Disposal	265,639.00	Public Works	154,184.00	Collected	264,965.00
Public Buildings end Grounds	33,656.00	Buildings end Grounds	334,217.00	Cancelled, Abated or Adjusted	
Other Public Works	23,000.00	Librery end Educetion		Transfers to Tax Title Liens or Foreclosed	
<b>HEALTH end WELFARE</b>		Conservation		Ending Bience	
Health Sarvices Except Environmental	52,243.00	All Other		<b>TAX TITLE LIENS OUTSTANDING</b>	
Walfare-Public Asistanca	7,678.00			Beginning Balance	6,588.00
Hospital, Clinics, First Aid		<b>CAPITAL DEBT AUTHORIZED, ENDING BALANCE</b>		Transfer From Taxes	3,185.00
Animal, Insect, & Rodent Control		<b>ISSUED AND UNISSUED</b>		Redeemed	
Other Walfare Sarvicas		School		Cancelled, Abated or Adjusted	
<b>RECREATION end CONSERVATION</b>		Salf-Liquidating		Transfers to Foreclosed Property	
Beeches end Boerdwelks		Other	3,578,743	Ending Balance	9,773.00
Perks, Playgrounds, Shede Trees	23,000.00	Total	3,578,743	<b>PROPERTY ACQUIRED BY DEED OR FORECLOSURE</b>	
Lend Reclametion & Conservation	4,090.00	<b>ISSUED AND OUTSTANDING</b>		Beginning Balance	136,680.00
Other Recreational Services	75,021.00	School		Transfers From Taxes or Liens	
<b>EDUCATION (excluding schools)</b>		Salf-Liquidating		Sale for Cesh	
Librarias	150,425.00	Other	3,307,000.00	Cancelled, Abated or Adjusted	
Other Educetional Services		Total	3,307,000.00	Ending Balance	136,680.00
<b>STATUTORY EXPENDITURES</b>		<b>EQUALIZED VALUATION BASIS FOR NET DEBT COMPUTATION</b>	395,735,079	<b>CURRENT FINANCES ENDING BALANCE</b>	
Pensions & F. I. C. A.	264,093.00	<b>REAL PROPERTY VALUATIONS</b>		<b>ASSETS</b>	
Employaa Fringe Banafits	307,666.00	Code Class # of Parcels % VAL'N	ASSESSED VALUATION	Cash	1,687,055.00
Other Statutory Expenditures	4,815.00	1 Vacant Land 47 .79	2,729,500.00	Taxes Receivable	249,169.00
<b>MUNICIPAL FUNCTIONS TOTAL</b>	<b>5,139,455.00</b>	2 Residentiel 2030 82.04	283,104,000.00	Tax Title Liens	9,773.00
<b>CAPITAL IMPROVEMENTS *MEMO*</b>	<b>10,000.00</b>	3 Farm		Foreclosed Property	136,680.00
<b>DEBT SERVICE</b>		4a Commercial 77 7.37	25,436,700.00	Emergencies & Other Deferred Charges	261,649.00
Principal Payments	225,000.00	4b Industrial 20 4.21	14,525,800.00	State end Federal Aid Receivable	90,169.00
Interest Payments	146,498.00	4c Apartments 25 5.59	19,272,100.00	Other Receivables	12,521.00
<b>DEFERRED CHARGES</b>	<b>76,411.00</b>	Total 2199	345,068,100.00	Total	2,447,016.00
SCHOOL, COUNTY, SPECIAL DISTRICT TAXES	7,757,332.36	Land Area .70 Sq. Miles		<b>LIABILITIES, RESERVES, AND SURPLUS</b>	
RESERVE FOR UNCOLLECTED TAXES	341,401.00	Net Valuation Taxable-Municipal	345,746,792	Cash Liabilities	1,333,378.00
<b>EXPENDITURES TOTAL</b>	<b>13,686,097.36</b>	Net Valuation Taxable-County	355,681,510	Reserves for Receivables	408,143.00
		State Equalized Valuation	387,179,700	Surplus	705,495.00
		State Equalization Ratio	89.28	Total	2,447,016.00

\*Includes County Health Service Taxes or County Open Space Tax. See Table 13.

1431  
 Population 1990 8,343  
 Population 1994 8,497  
 S & P Rating A+  
 Moody Rating AAA

General Tax Rate Per \$100. 5.17  
 State Equalized Tax Rate 2.26

**BOONTON TOWN - MORRIS COUNTY**  
 Form of Government:  
**Town Council**  
 Number of Members on Governing Body - 9

PER CAPITA  
 Gross Debt 1,293.15  
 Net Debt 161.34  
 Debt Service 14.22  
 Total Tax Levy 1,420.29  
 Municipal Expenditures 674.23

PER CENT:  
 Gross Debt 2.19  
 Net Debt .27  
 Tax Levy Collected 95.68  
 Tax Levy Cancelled, Abated or Adjusted .11

EXPENDITURES-CURRENT YEAR		REVENUES REALIZED-CURRENT YEAR		PROPERTY TAXES-CURRENT YEAR	
<b>GENERAL GOVERNMENT</b>		<b>REVENUES REALIZED-CURRENT YEAR</b>		<b>STATE EQUALIZED TAX RATE</b>	
Governing Body & Public Boards		Property Taxes Collected	11,556,515.36	Local District School Taxes	1.40 7,452,071.00
Municipal Clerk		Payments In Lieu of Taxes	15,363.22	Regional & Consolidated School Tax	
Financial Administration	67,968.00	Delinquent Tax & Lien Collections	398,193.54	School Taxes in Municipal Budget	
Assessment of Taxes	185,413.00	Business Personalty Replacement Taxes	324,739.44	County Taxes	.31 * 1,635,750.85
Collection of Taxes	25,906.00	Taxes from Public Utilities	454,378.00	County Library Taxes	
Planning, Housing & Development	61,775.00	Other Miscellaneous Tax Revenues		Local Municipal Purpose Taxes	.55 2,941,341.30
Human Resources	64,530.00	State Aid Revenues	445,900.06	Veteran & Senior Citizen Taxes	67,850.00
Elections		Federal Aid Revenues		Total Taxes for Rate Computation	2.26 12,097,013.15
General Administration (other)	426,041.75			Special District Taxes	
<b>JUDICIARY</b>		Sale of Acquired Property		Bank Corp. Taxes	
Municipal Courts	73,198.62	Other Miscellaneous Revenues	494,714.63	Added and Omitted Taxes	39,018.35
<b>PUBLIC SAFETY</b>		Total	13,689,804.25	Total Taxes Levied - ABSTRACT	12,068,181.50
Fire Protection	88,641.40	Prior Years Surplus Appropriated	759,000.00	Total Taxes Billed	12,078,689.19
Police Protection	1,303,515.21	<b>REVENUES TOTAL</b>	14,448,804.25	<b>TAXES COLLECTED</b>	11,556,515.36
Civil Defense & Disaster Control	2,700.00	Reserve For Uncollected Taxes	725,004.74	Taxes Cancelled, Abated or Adjusted	13,597.19
Environmental Inspection & Control	45,536.00	<b>CAPITAL OUTLAY TOTAL</b>	365,212.07	Transfer to Tax Title Liens or Foreclosed	4,475.52
Other Public Safety				Ending Balance	504,101.12
<b>PUBLIC WORKS</b>		Public Enterprises	143,067.47	<b>PRIOR YEARS TAXES OUTSTANDING</b>	
Streets and Drainage	533,590.47	Recreation-Culture		Beginning Balance	504,672.13
Sewers and Sewage Processing	49,630.00	Public Works	153,850.51	Collected	398,193.54
Garbage and Trash Disposal	715,998.60	Buildings and Grounds	68,294.09	Cancelled, Abated or Adjusted	42.40
Public Buildings and Grounds	122,859.00	Library and Education		Transfers to Tax Title Liens or Foreclosed	
Other Public Works		Conservation		Ending Balance	106,436.19
<b>HEALTH and WELFARE</b>		All Other		<b>TAX TITLE LIENS OUTSTANDING</b>	
Health Services Except Environmental	179,932.00			Beginning Balance	15,871.66
Welfare-Public Assistance	14,987.00	<b>CAPITAL DEBT AUTHORIZED, ENDING BALANCE</b>		Transfer From Taxes	4,536.86
Hospital, Clinics, First Aid		<b>ISSUED AND UNISSUED</b>		Redeemed	
Animal, Insect, & Rodent Control		School	4,958,000	Cancelled, Abated or Adjusted	
Other Welfare Services		Self-Liquidating	5,373,554	Transfers to Foreclosed Property	
<b>RECREATION and CONSERVATION</b>		Other	656,300	Ending Balance	20,408.52
Beeches and Boardwalks		Total	10,987,854	<b>PROPERTY ACQUIRED BY DEED OR FORECLOSURE</b>	
Perks, Playgrounds, Shede Trees	10,600.00	<b>ISSUED AND OUTSTANDING</b>		Beginning Balance	87,600.00
Land Reclamation & Conservation	1,600.00	School		Transfers From Taxes or Liens	
Other Recreational Services	57,602.00	Self-Liquidating	2,110,653.18	Sale for Cash	
<b>EDUCATION (excluding schools)</b>		Other	571,800.00	Cancelled, Abated or Adjusted	
Libraries	166,368.00	Total	2,682,453.18	Ending Balance	87,600.00
Other Educational Services		<b>EQUALIZED VALUATION BASIS FOR NET DEBT COMPUTATION</b>	501,536,872	<b>CURRENT FINANCES ENDING BALANCE</b>	
<b>STATUTORY EXPENDITURES</b>		<b>REAL PROPERTY VALUATIONS</b>		<b>ASSETS</b>	
Pensions & F. I. C. A.	288,479.00	Code Class # of Parcels % VAL'N		Cash	1,587,509.08
Employee Fringe Benefits	390,000.00	1 Vacant Land 89 1.06	2,411,900.00	Taxes Receivable	610,537.31
Other Statutory Expenditures		2 Residential 2251 78.71	178,552,300.00	Tax Title Liens	20,408.52
<b>MUNICIPAL FUNCTIONS</b>		3 Farm 4 .07	175,100.00	Foreclosed Property	87,600.00
<b>CAPITAL IMPROVEMENTS</b>		4a Commercial 179 9.62	21,819,200.00	Emergencies & Other Deferred Charges	171,800.00
<b>DEBT SERVICE</b>		4b Industrial 44 8.94	20,291,350.00	State and Federal Aid Receivable	
Principal Payments	98,000.00	4c Apartments 14 1.59	3,604,200.00	Other Receivables	5,140.95
Interest Payments	22,856.81	Total 2581	226,854,050.00	Total	2,482,995.86
<b>DEFERRED CHARGES</b>		Land Area 2.42 Sq. Miles		<b>LIABILITIES, RESERVES, AND SURPLUS</b>	
SCHOOL, COUNTY, SPECIAL DISTRICT TAXES	9,087,821.85	Net Valuation Taxable-Municipal	232,266,684	Cash Liabilities	1,043,128.79
RESERVE FOR UNCOLLECTED TAXES	725,004.74	Net Valuation Taxable-County	515,839,928	Reserves for Receivables	723,686.78
<b>EXPENDITURES</b>		State Equalized Valuation	525,172,054	Surplus	716,180.29
TOTAL	14,816,774.45	State Equalization Ratio	63.65	Total	2,482,995.86

\*Includes County Health Service Taxes or County Open Space Tax. See Table 13.

1402

Population 1990 3,566  
 Population 1994 3,683  
 S & P Rating  
 Moody Rating

General Tax Rate Per \$100. 3.42  
 State Equalized Tax Rate 1.67

**BOONTON TOWNSHIP - MORRIS COUNTY**  
 Form of Government:  
**Township Committee**  
 Number of Members on Governing Body - 5

PER CAPITA: Gross Debt 377.88  
 Net Debt 9.16  
 Debt Service 31.10  
 Total Tax Levy 1,776.25  
 Municipal Expenditures 633.63

PER CENT: Gross Debt .37  
 Net Debt .01  
 Tax Levy Collected 97.87  
 Tax Levy Cancelled, Abated or Adjusted .05

EXPENDITURES-CURRENT YEAR		REVENUES REALIZED-CURRENT YEAR		PROPERTY TAXES-CURRENT YEAR	
<b>GENERAL GOVERNMENT</b>		<b>REVENUES REALIZED-CURRENT YEAR</b>		<b>STATE EQUALIZED TAX RATE</b>	
Governing Body & Public Boards		Property Taxes Collected	6,413,525.34	Local District School Taxes	.98 3,796,916.00
Municipal Clerk		Payments in Lieu of Taxes		Regional & Consolidated School Tax	
Financial Administration	54,805.00	Delinquent Tax & Lien Collections	178,984.59	School Taxes in Municipal Budget	
Assessment of Taxes	23,535.00	Business Personalty Replacement Taxes	45,277.40	County Taxes	.31 * 1,214,746.40
Collection of Taxes	25,400.00	Taxes from Public Utilities	186,412.00	County Library Taxes	
Planning, Housing & Development	77,590.00	Other Miscellaneous Tax Revenues		Local Municipal Purpose Taxes	.38 1,458,588.50
Human Resources	71,298.00	State Aid Revenues	158,505.63	Veteran & Senior Citizen Taxes	23,900.00
Elections		Federal Aid Revenues		Total Taxes for Rate Computation	1.67 6,494,150.90
General Administration (other)	302,575.00			Special District Taxes	
<b>JUDICIARY</b>		Sale of Acquired Property		Bank Corp. Taxes	
Municipal Courts	30,300.00	Other Miscellaneous Revenues	239,671.87	Added and Omitted Taxes	71,677.94
<b>PUBLIC SAFETY</b>				Total Taxes Levied - ABSTRACT	6,541,928.84
Fire Protection	43,050.00	Prior Years Surplus Appropriated	303,322.48	Total Taxes Billed	6,553,007.71
Police Protection	535,448.88	<b>REVENUES TOTAL</b>	<b>7,525,699.31</b>	<b>TAXES COLLECTED</b>	<b>6,413,525.34</b>
Civil Defense & Disaster Control	6,800.00	Reserve For Uncollected Taxes	257,303.54	Taxes Cancelled, Abated or Adjusted	3,205.97
Environmental Inspection & Control	68,720.00			Transfer to Tax Title Liens or Foreclosed	3,502.03
Other Public Safety		<b>CAPITAL OUTLAY TOTAL</b>	<b>44,830.50</b>	Ending Balance	132,774.37
<b>PUBLIC WORKS</b>				<b>PRIOR YEARS TAXES OUTSTANDING</b>	
Streets and Drainage	313,623.42	Public Enterprises	8,102.00	Beginning Balance	180,491.73
Sewers and Sewage Processing	23,750.00	Recreation-Culture	292.01	Collected	176,310.98
Garbage and Trash Disposal	20,000.00	Public Works	7,100.00	Cancelled, Abated or Adjusted	800.33
Public Buildings and Grounds	79,787.00	Buildings and Grounds	29,336.49	Transfers to Tax Title Liens or Foreclosed	3,373.76
Other Public Works		Library and Education		Ending Balance	6.66
<b>HEALTH and WELFARE</b>		Conservation		<b>TAX TITLE LIENS OUTSTANDING</b>	
Health Services Except Environmental	45,540.00	All Other		Beginning Balance	4,689.44
Welfare-Public Assistance	550.00			Transfer From Taxes	7,318.97
Hospital, Clinics, First Aid		<b>CAPITAL DEBT AUTHORIZED, ENDING BALANCE</b>		Redeemed	2,673.61
Animal, Insect, & Rodent Control	3,000.00	<b>ISSUED AND UNISSUED</b>		Cancelled, Abated or Adjusted	
Other Welfare Services		School	1,358,000	Transfers to Foreclosed Property	
<b>RECREATION and CONSERVATION</b>		Self-Liquidating		Ending Balance	9,334.80
Beeches and Boardwalks		Other	33,741	<b>PROPERTY ACQUIRED BY DEED OR FORECLOSURE</b>	
Parks, Playgrounds, Shaded Trees	750.00	Total	1,391,741	Beginning Balance	151,530.00
Land Reclamation & Conservation	13,227.72	<b>ISSUED AND OUTSTANDING</b>		Transfers From Taxes or Liens	
Other Recreational Services	10,200.67	School	1,358,000.00	Sale for Cash	
<b>EDUCATION (excluding schools)</b>		Self-Liquidating		Cancelled, Abated or Adjusted	
Libraries		Other	33,741.11	Ending Balance	151,530.00
Other Educational Services		Total	1,391,741.11	<b>CURRENT FINANCES ENDING BALANCE</b>	
<b>STATUTORY EXPENDITURES</b>		<b>EQUALIZED VALUATION BASIS FOR NET DEBT COMPUTATION</b>		<b>ASSETS</b>	
Pensions & F. I. C. A.	102,000.00		379,326,796	Cash	1,215,822.73
Employee Fringe Benefits	109,761.00	<b>REAL PROPERTY VALUATIONS</b>		Taxes Receivable	132,781.03
Other Statutory Expenditures	100.00	<b>Code Class # of Parcels % VAL'N ASSESSED VALUATION</b>		Tax Title Liens	9,334.80
<b>MUNICIPAL FUNCTIONS TOTAL</b>	<b>1,961,811.69</b>	1 Vacant Land 151 3.76 7,076,900.00		Foreclosed Property	151,530.00
<b>CAPITAL IMPROVEMENTS *MEMO*</b>	<b>63,000.00</b>	2 Residential 1288 88.80 167,251,150.00		Emergencies & Other Deferred Charges	
<b>DEBT SERVICE</b>		3 Farm 56 1.55 2,917,950.00		State and Federal Aid Receivable	
Principal Payments	111,410.98	4a Commercial 7 1.64 3,092,000.00		Other Receivables	17,598.34
Interest Payments	3,141.35	4b Industrial 7 4.19 7,893,500.00		Total	1,527,066.90
		4c Apartments 1 .06 110,500.00		<b>LIABILITIES, RESERVES, AND SURPLUS</b>	
		Total 1510 138,342,000.00		Cash Liabilities	399,812.77
<b>DEFERRED CHARGES</b>		Land Area 8.20 Sq. Miles		Reserves for Receivables	311,244.17
SCHOOL, COUNTY, SPECIAL DISTRICT TAXES	5,011,662.40	Net Valuation Taxable-Municipal	188,935,406	Surplus	816,009.96
RESERVE FOR UNCOLLECTED TAXES	257,303.54	Net Valuation Taxable-County	386,014,129	Total	1,527,066.90
<b>EXPENDITURES TOTAL</b>	<b>7,345,329.96</b>	State Equalized Valuation	387,015,236		
		State Equalization Ratio	48.74		

\*Includes County Health Service Taxes or County Open Space Tax. See Table 13.

0305

Population 1990 4,341  
 Population 1994 4,233  
 S & P Rating  
 Moody Rating 3AA1

General Tax Rate Per \$100. 2.95  
 State Equalized Tax Rate 2.93

**BORDENTOWN CITY - BURLINGTON CO.**  
 Form of Government:  
**Commission (1911)**  
 Number of Members on Governing Body - 3

PER CAPITA:  
 Gross Debt 2,261.63  
 Net Debt 677.30  
 Debt Service 51.85  
 Total Tax Levy 1,296.38  
 Municipal Expenditures 631.60

PER CENT:  
 Gross Debt 4.95  
 Net Debt 1.48  
 Tax Levy Collected 93.20  
 Tax Levy Cancelled, Abated or Adjusted .28

EXPENDITURES-CURRENT YEAR		REVENUES REALIZED-CURRENT YEAR		PROPERTY TAXES-CURRENT YEAR	
<b>GENERAL GOVERNMENT</b>				<b>STATE EQUALIZED TAX RATE</b> →	
Governing Body & Public Boards		Property Taxes Collected	5,116,257.38	Local District School Taxes	
Municipal Clerk		Payments in Lieu of Taxes		Regional & Consolidated School Tax	1.65
Financial Administration	101,600.00	Delinquent Tax & Lien Collections	376,464.80	School Taxes in Municipal Budget	
Assessment of Taxes	14,250.00	Business Personality Replacement Taxes	77,708.52	County Taxes	.51 *
Collection of Taxes	26,200.00	Taxes from Public Utilities	241,681.13	County Library Taxes	.03
Planning, Housing & Development	28,480.00	Other Miscellaneous Tax Revenues		Local Municipal Purpose Taxes	.74
Human Resources	64,656.64	State Aid Revenues	254,122.83	Veteran & Senior Citizen Taxes	
Elections	2,800.00	Federal Aid Revenues		Total Taxes for Rate Computation	2.93
General Administration (other)	240,600.00			Special District Taxes	
<b>JUDICIARY</b>		Sale of Acquired Property		Bank Corp. Taxes	
Municipal Courts	52,000.00	Other Miscellaneous Revenues	271,229.84	Added and Omitted Taxes	
<b>PUBLIC SAFETY</b>		Total	6,337,464.50	Total Taxes Levied - ABSTRACT	8,796.54
Fire Protection	65,560.00	Prior Years Surplus Appropriated	192,000.00	Total Taxes Billed	5,487,591.19
Police Protection	545,800.00	<b>REVENUES TOTAL</b>	6,529,464.50	<b>TAXES COLLECTED</b>	5,116,257.38
Civil Defense & Disaster Control	100.00	Reserve For Uncollected Taxes	451,618.00	Taxes Cancelled, Abated or Adjusted	15,381.99
Environmental Inspection & Control		<b>CAPITAL OUTLAY TOTAL</b>	105,535.74	Transfer to Tax Title Liens or Foreclosed	7,785.36
Other Public Safety				Ending Balance	350,021.34
<b>PUBLIC WORKS</b>		Public Enterprises		<b>PRIOR YEARS TAXES OUTSTANDING</b>	
Streets and Drainage	169,636.30	Recreation-Culture		Beginning Balance	378,067.18
Sewers and Sewage Processing		Public Works	899.61	Collected	376,464.80
Garbage and Trash Disposal	160,000.00	Buildings and Grounds	104,636.13	Cancelled, Abated or Adjusted	788.97
Public Buildings and Grounds	171,700.00	Library and Education		Transfers to Tax Title Liens or Foreclosed	
Other Public Works		Conservation		Ending Balance	813.41
<b>HEALTH and WELFARE</b>		All Other		<b>TAX TITLE LIENS OUTSTANDING</b>	
Health Services Except Environmental				Beginning Balance	55,330.79
Welfare-Public Assistance	4,620.00	<b>CAPITAL DEBT AUTHORIZED, ENDING BALANCE</b>		Transfer From Taxes	7,785.36
Hospital, Clinics, First Aid		<b>ISSUED AND UNISSUED</b>		Redeemed	
Animal, Insect, & Rodent Control		School	2,235,455	Cancelled, Abated or Adjusted	
Other Welfare Services		Self-Liquidating	4,471,022	Transfers to Foreclosed Property	
<b>RECREATION and CONSERVATION</b>		Other	2,867,000	Ending Balance	63,116.15
Beeches and Boardwalks	50.00	Total	9,573,477	<b>PROPERTY ACQUIRED BY DEED OR FORECLOSURE</b>	
Parks, Playgrounds, Shade Trees	30,500.00	<b>ISSUED AND OUTSTANDING</b>		Beginning Balance	11,050.00
Land Reclamation & Conservation	1,694.02	School	2,235,455.00	Transfers From Taxes or Liens	
Other Recreational Services		Self-Liquidating	3,524,195.00	Sale for Cash	
<b>EDUCATION (excluding schools)</b>		Other	2,767,000.00	Cancelled, Abated or Adjusted	
Libraries	7,500.00	Total	8,526,650.00	Ending Balance	11,050.00
Other Educational Services		<b>EQUALIZED VALUATION BASIS FOR NET DEBT COMPUTATION</b>	193,282,142	<b>CURRENT FINANCES ENDING BALANCE ASSETS</b>	
<b>STATUTORY EXPENDITURES</b>		<b>REAL PROPERTY VALUATIONS</b>		Cash	1,484,973.45
Pensions & F. I. C. A.	96,102.04	Code Class # of Parcels % VAL'N		Taxes Receivable	350,834.75
Employee Fringe Benefits	146,000.00	1 Vacant Land 78 1.55	2,871,300.00	Tax Title Liens	63,116.15
Other Statutory Expenditures		2 Residential 1153 65.52	121,443,360.00	Foreclosed Property	11,050.00
<b>MUNICIPAL FUNCTIONS TOTAL</b>	1,929,849.00	3 Farm 1 .02	29,930.00	Emergencies & Other Deferred Charges	14,400.00
<b>CAPITAL IMPROVEMENTS *MEMO*</b>	10,000.00	4e Commercial 111 15.38	28,497,020.00	State and Federal Aid Receivable	
<b>DEBT SERVICE</b>		4b Industrial 8 9.27	17,188,500.00	Other Receivables	7,098.08
Principal Payments	125,000.00	4c Apartments 18 8.26	15,312,900.00	Total	1,931,472.43
Interest Payments	94,500.00	Total 1369	185,343,010.00	<b>LIABILITIES, RESERVES, AND SURPLUS</b>	
<b>DEFERRED CHARGES</b>	72,600.00	Land Area .94 Sq. Miles		Cash Liabilities	596,120.80
SCHOOL, COUNTY, SPECIAL DISTRICT TAXES	4,091,651.65	Net Valuation Taxable-Municipal	185,847,709	Reserves for Receivables	432,098.98
RESERVE FOR UNCOLLECTED TAXES	451,618.00	Net Valuation Taxable-County	193,064,577	Surplus	903,252.65
<b>EXPENDITURES TOTAL</b>	6,765,218.65	State Equalized Valuation	186,966,480	Total	1,931,472.43
		State Equalization Ratio	99.40		

\*Includes County Health Service Taxes or County Open Space Tax. See Table 13.

0304

Population 1990 **7,683**  
 Population 1994 **7,598**  
 S & P Rating  
 Moody Rating **A**

General Tax Rate Per \$100. **2.61**  
 State Equalized Tax Rate **2.58**

**BORDENTOWN TWP. - BURLINGTON CO.**  
 Form of Government:  
**Township Committee**  
 Number of Members on Governing Body - 5

PER CAPITA: Gross Debt **1,365.01** PER CENT: Gross Debt **2.34**  
 Net Debt **675.45** Net Debt **1.16**  
 Debt Service **105.97** Tax Levy Collected **96.37**  
 Total Tax Levy **1,642.90** Tax Levy Cancelled, Abated or Adjusted **.95**  
 Municipal Expenditures **657.76**

EXPENDITURES-CURRENT YEAR		REVENUES REALIZED-CURRENT YEAR		PROPERTY TAXES-CURRENT YEAR	
<b>GENERAL GOVERNMENT</b>		<b>REVENUES REALIZED-CURRENT YEAR</b>		<b>PROPERTY TAXES-CURRENT YEAR</b>	
Governing Body & Public Boards		Property Taxes Collected	<b>12,040,521.62</b>	STATE EQUALIZED TAX RATE	
Municipal Clerk		Payments in Lieu of Taxes		Local District School Taxes	
Financial Administration	<b>78,450.00</b>	Delinquent Tax & Lien Collections	<b>251,312.14</b>	Regional & Consolidated School Tax	<b>1.52</b>
Assessment of Taxes	<b>79,390.00</b>	Business Personalty Replacement Taxes	<b>125,572.48</b>	School Taxes In Municipal Budget	
Collection of Taxes	<b>28,900.00</b>	Taxes from Public Utilities	<b>585,277.00</b>	County Taxes	<b>.51</b> *
Planning, Housing & Development	<b>127,448.00</b>	Other Miscellaneous Tax Revenues		County Library Taxes	<b>.03</b>
Human Resources	<b>73,313.00</b>	State Aid Revenues	<b>501,460.17</b>	Local Municipal Purpose Taxes	<b>.52</b>
Elections	<b>3,500.00</b>	Federal Aid Revenues		Veteran & Senior Citizen Taxes	
General Administration (other)	<b>413,495.00</b>			Total Taxes for Rate Computation	<b>2.58</b>
<b>JUDICIARY</b>				Special District Taxes	<b>481,070.21</b>
Municipal Courts	<b>133,200.62</b>	Sale of Acquired Property		Bank Corp. Taxes	
<b>PUBLIC SAFETY</b>		Other Miscellaneous Revenues	<b>814,880.56</b>	Added and Omitted Taxes	<b>167,337.08</b>
Fire Protection		Total	<b>14,319,023.97</b>	Total Taxes Levied - ABSTRACT	<b>12,482,763.70</b>
Police Protection	<b>1,258,251.31</b>	Prior Years Surplus Appropriated	<b>480,000.00</b>	Total Taxes Billed	<b>12,494,302.39</b>
Civil Defense & Disaster Control	<b>1,950.00</b>	REVENUES TOTAL	<b>14,799,023.97</b>	TAXES COLLECTED	<b>12,040,521.62</b>
Environmental Inspection & Control		Reserve For Uncollected Taxes	<b>510,580.95</b>	Taxes Cancelled, Abated or Adjusted	<b>118,189.86</b>
Other Public Safety		CAPITAL OUTLAY TOTAL	<b>181,442.09</b>	Transfer to Tax Title Liens or Foreclosed	<b>29,515.64</b>
<b>PUBLIC WORKS</b>				Ending Balance	<b>306,075.27</b>
Streets and Drainage	<b>315,638.09</b>	Public Enterprises		PRIOR YEARS TAXES OUTSTANDING	
Sewers and Sewage Processing		Recreation-Culture	<b>2,177.08</b>	Beginning Balance	<b>288,729.51</b>
Garbage and Trash Disposal	<b>313,733.00</b>	Public Works	<b>130,712.44</b>	Collected	<b>220,687.24</b>
Public Buildings and Grounds	<b>180,430.00</b>	Buildings and Grounds	<b>48,552.57</b>	Cancelled, Abated or Adjusted	
Other Public Works		Library and Education		Transfers to Tax Title Liens or Foreclosed	<b>43.73</b>
<b>HEALTH and WELFARE</b>		Conservation		Ending Balance	<b>67,998.54</b>
Health Services Except Environmental	<b>3,400.00</b>	All Other		TAX TITLE LIENS OUTSTANDING	
Welfare-Public Assistance	<b>4,930.00</b>	CAPITAL DEBT AUTHORIZED, ENDING BALANCE		Beginning Balance	<b>100,984.34</b>
Hospital, Clinics, First Aid		ISSUED AND UNISSUED	GROSS DEBT	Transfer From Taxes	<b>29,599.79</b>
Animal, Insect, & Rodent Control		School	<b>5,133,844</b>	Redeemed	<b>30,624.90</b>
Other Welfare Services		Self-Liquidating		Cancelled, Abated or Adjusted	
<b>RECREATION and CONSERVATION</b>		Other	<b>5,237,537</b>	Transfers to Foreclosed Property	
Beeches and Boardwalks		Total	<b>10,371,382</b>	Ending Balance	<b>99,959.23</b>
Perks, Playgrounds, Shade Trees	<b>86,200.00</b>	ISSUED AND OUTSTANDING		PROPERTY ACQUIRED BY DEED OR	
Lend Reclamation & Conservation	<b>250.00</b>	School	<b>5,133,844.78</b>	FORECLOSURE	
Other Recreational Services		Self-Liquidating		Beginning Balance	<b>211,830.00</b>
<b>EDUCATION (excluding schools)</b>		Other	<b>4,122,000.00</b>	Transfers From Taxes or Liens	
Libraries	<b>7,500.00</b>	Total	<b>9,255,844.78</b>	Sale for Cash	
Other Educational Services		EQUALIZED VALUATION BASIS		Cancelled, Abated or Adjusted	
<b>STATUTORY EXPENDITURES</b>		FOR NET DEBT COMPUTATION		Ending Balance	<b>211,830.00</b>
Pensions & F. I. C. A.	<b>270,392.77</b>	REAL PROPERTY VALUATIONS		CURRENT FINANCES ENDING BALANCE	
Employee Fringe Benefits	<b>265,000.00</b>	Code	Class	# of Parcels	% VAL'N
Other Statutory Expenditures		ASSESSED VALUATION			
<b>MUNICIPAL FUNCTIONS TOTAL</b>		1	Vacant Land	211	5.18
<b>CAPITAL IMPROVEMENTS *MEMO*</b>		2	Residential	2283	61.66
<b>DEBT SERVICE</b>		3	Fern	68	.91
Principal Payments	<b>530,000.00</b>	4a	Commercial	182	22.58
Interest Payments	<b>275,183.50</b>	4b	Industrial	19	5.41
<b>DEFERRED CHARGES</b>		4c	Apartments	5	4.26
SCHOOL, COUNTY, SPECIAL DISTRICT TAXES	<b>9,925,966.62</b>	Total		2768	
RESERVE FOR UNCOLLECTED TAXES	<b>510,580.95</b>	Land Area	7.41	Sq. Miles	
EXPENDITURES TOTAL	<b>14,923,653.37</b>	Net Valuation Taxable-Municipal	<b>453,018,976</b>	Net Valuation Taxable-County	<b>459,366,822</b>
		State Equalized Valuation	<b>458,297,973</b>	State Equalization Ratio	<b>98.83</b>
				LIABILITIES, RESERVES, AND SURPLUS	
				Cash Liabilities	<b>625,838.14</b>
				Reserves for Receivables	<b>769,595.02</b>
				Surplus	<b>724,266.79</b>
				Total	<b>2,119,699.95</b>

\*Includes County Health Service Taxes or County Open Space Tax. See Table 13.

1834

Population 1990 9,487  
 Population 1994 9,608  
 S & P Rating AAA  
 Moody Rating AAA

General Tax Rate Per \$100. 2.90  
 State Equalized Tax Rate 2.85

**BOUND BROOK BOROUGH - SOMERSET CO.**

Form of Government:  
**Borough Council**

Number of Members on Governing Body - 6

PER CAPITA:		PER CENT:
Gross Debt	736.15	Gross Debt
Net Debt	736.15	Net Debt
Debt Service	71.27	Tax Levy Collected
Total Tax Levy	1,319.87	Tax Levy Cancelled, Abated or Adjusted
Municipal Expenditures	694.90	

EXPENDITURES-CURRENT YEAR		REVENUES REALIZED-CURRENT YEAR		PROPERTY TAXES-CURRENT YEAR	
<b>GENERAL GOVERNMENT</b>		<b>REVENUES REALIZED-CURRENT YEAR</b>		<b>PROPERTY TAXES-CURRENT YEAR</b>	
Governing Body & Public Boards		Property Taxes Collected	12,249,575.92	STATE EQUALIZED TAX RATE	1.34
Municipal Clerk		Payments in Lieu of Taxes	2,500.00	Local District School Taxes	6,847,789.00
Financial Administration	107,112.00	Delinquent Tax & Lien Collections	502,923.18	Regional & Consolidated School Tax	
Assessment of Taxes	16,613.06	Business Personalty Replacement Taxes	94,516.04	School Taxes in Municipal Budget	
Collection of Taxes	25,407.12	Taxes from Public Utilities	550,788.00	County Taxes	.43 *
Planning, Housing & Development	9,037.00	Other Miscellaneous Tax Revenues	14,906.58	County Library Taxes	1,925,710.37
Human Resources	101,281.00	State Aid Revenues	563,720.53	Local Municipal Purpose Taxes	.87
Elections	3,200.00	Federal Aid Revenues		Veteren & Senior Citizen Taxes	84,650.00
General Administration (other)	456,030.00			Total Taxes for Rate Computation	2.84
<b>JUDICIARY</b>				Special District Taxes	12,753,844.57
Municipal Courts	108,068.75	Sale of Acquired Property		Bank Corp. Taxes	
<b>PUBLIC SAFETY</b>		Other Miscellaneous Revenues	1,204,498.59	Added and Omitted Taxes	12,101.91
Fire Protection	145,836.60	Total	15,183,428.84	Total Taxes Levied - ABSTRACT	12,681,296.43
Police Protection	1,436,121.11	Prior Years Surplus Appropriated	216,000.00	Total Taxes Billed	12,758,851.79
Civil Defense & Disaster Control		REVENUES TOTAL	15,399,428.84	TAXES COLLECTED	12,249,575.92
Environmental Inspection & Control	133,119.87	Reserve For Uncollected Taxes	627,000.00	Taxes Cancelled, Abated or Adjusted	61,582.83
Other Public Safety		<b>CAPITAL OUTLAY TOTAL</b>	<b>1,335,808.03</b>	Transfer to Tax Title Liens or Foreclosed	2,894.20
<b>PUBLIC WORKS</b>				Ending Balance	444,798.84
Streets and Drainage	356,882.33	Public Enterprises		<b>PRIOR YEARS TAXES OUTSTANDING</b>	
Sewers and Sewage Processing	476,409.00	Recreation-Culture		Beginning Balance	517,101.47
Garbage and Trash Disposal	613,025.33	Public Works	305,074.30	Collected	480,584.46
Public Buildings and Grounds	122,664.00	Buildings and Grounds	1,030,733.73	Cancelled, Abated or Adjusted	
Other Public Works	25,000.00	Library and Education		Transfers to Tax Title Liens or Foreclosed	2,684.62
<b>HEALTH and WELFARE</b>		Conservation		Ending Balance	33,832.39
Health Services Except Environmental	95,130.00	All Other		<b>TAX TITLE LIENS OUTSTANDING</b>	
Welfare-Public Assistance	13,046.00			Beginning Balance	22,338.72
Hospital, Clinics, First Aid		<b>CAPITAL DEBT AUTHORIZED, ENDING BALANCE</b>		Transfer From Taxes	6,364.06
Animal, Insect, & Rodent Control	100.00	ISSUED AND UNISSUED		Redeemed	22,338.72
Other Welfare Services		School		Cancelled, Abated or Adjusted	
<b>RECREATION and CONSERVATION</b>		Self-Liquidating		Transfers to Foreclosed Property	
Beeches and Boardwalks		Other	7,072,931	Ending Balance	6,364.06
Perks, Playgrounds, Shade Trees	8,000.00	Total	7,072,931	<b>PROPERTY ACQUIRED BY DEED OR FORECLOSURE</b>	
Land Reclamation & Conservation	6,013.04	ISSUED AND OUTSTANDING		Beginning Balance	33,809.00
Other Recreational Services	91,742.00	School		Transfers From Taxes or Liens	
<b>EDUCATION (excluding schools)</b>		Self-Liquidating		Sale for Cash	
Libraries	303,700.00	Other	5,821,000.00	Cancelled, Abated or Adjusted	
Other Educational Services		Total	5,821,000.00	Ending Balance	33,809.00
<b>STATUTORY EXPENDITURES</b>		<b>EQUALIZED VALUATION BASIS FOR NET DEBT COMPUTATION</b>	<b>440,059,119</b>	<b>CURRENT FINANCES ENDING BALANCE</b>	
Pensions & F. I. C. A.	324,650.13	<b>REAL PROPERTY VALUATIONS</b>		<b>ASSETS</b>	
Employee Fringe Benefits	385,548.00	Code Class # of Parcels % VAL'N	ASSESSED VALUATION	Cash	1,358,522.03
Other Statutory Expenditures		1 Vacant Land 77 .94	3,943,500.00	Taxes Receivable	478,631.23
<b>MUNICIPAL FUNCTIONS</b>		2 Residential 2267 80.63	339,617,600.00	Tax Title Liens	6,364.06
<b>CAPITAL IMPROVEMENTS</b>	<b>TOTAL</b>	3 Farm		Foreclosed Property	33,809.00
<b>DEBT SERVICE</b>	<b>*MEMO*</b>	4e Commercial 234 12.37	52,098,300.00	Emergencies & Other Delerred Charges	
Prinipal Payments	330,000.00	4b Industrial 1 .18	767,900.00	State and Federal Aid Receivable	1,848.12
Interest Payments	354,749.58	4c Apartments 30 5.89	24,798,900.00	Other Receivables	38,349.05
<b>DEFERRED CHARGES</b>		Total	421,226,200.00	Total	1,917,523.49
SCHOOL, COUNTY, SPECIAL DISTRICT TAXES	1,067.50	Land Area 1.60 Sq. Miles		<b>LIABILITIES, RESERVES, AND SURPLUS</b>	
RESERVE FOR UNCOLLECTED TAXES	8,773,499.37	Net Valuation Taxable-Municipal	437,215,513	Cash Liabilities	819,421.81
<b>EXPENDITURES</b>	<b>TOTAL</b>	Net Valuation Taxable-County	455,342,844	Reserves for Receivables	557,153.34
		State Equalized Valuation	445,213,070	Surplus	540,948.34
		State Equalization Ratio	98.15	Total	1,917,523.49

1307

Population 1990 4,475  
 Population 1994 4,549  
 S & P Rating  
 Moody Rating BAA1

General Tax Rate Per \$100. 2.57  
 State Equalized Tax Rate 2.88

**BRADLEY BEACH BORO. - MONMOUTH CO.**  
 Form of Government:  
**Commission (1911)**  
 Number of Members on Governing Body - 3

PER CAPITA:  
 Gross Debt 847.37  
 Net Debt 465.69  
 Debt Service 78.15  
 Total Tax Levy 1,787.20  
 Municipal Expenditures 1,020.58

PER CENT:  
 Gross Debt 1.35  
 Net Debt .74  
 Tax Levy Collected 93.72  
 Tax Levy Cancelled, Abated or Adjusted 1.66

EXPENDITURES-CURRENT YEAR		REVENUES REALIZED-CURRENT YEAR		PROPERTY TAXES-CURRENT YEAR	
<b>GENERAL GOVERNMENT</b>				<b>STATE EQUALIZED TAX RATE</b>	
Governing Body & Public Boards	21,240.00	Property Taxes Collected	7,621,332.20	Local District School Taxes	1.31 4,259,845.00
Municipal Clerk	118,728.00	Payments in Lieu of Taxes		Regional & Consolidated School Tax	
Financial Administration	68,186.46	Delinquent Tax & Lien Collections	353,399.45	School Taxes in Municipal Budget	
Assessment of Taxes	15,456.00	Business Personality Replacement Taxes	37,154.52	County Taxes	.47 * 1,321,570.45
Collection of Taxes	35,183.54	Taxes from Public Utilities	281,136.00	County Library Taxes	
Planning, Housing & Development	7,555.00	Other Miscellaneous Tax Revenues		Local Municipal Purpose Taxes	.90 2,546,734.23
Human Resources	149,252.50	State Aid Revenues	682,078.70	Veteran & Senior Citizen Taxes	25,800.00
Elections		Federal Aid Revenues		Total Taxes for Rate Computation	2.88 8,153,949.68
General Administration (other)	292,483.60			Special District Taxes	
<b>JUDICIARY</b>		Sale of Acquired Property		Bank Corp. Taxes	
Municipal Courts	67,516.87	Other Miscellaneous Revenues	449,797.70	Added and Omitted Taxes	1,830.55
<b>PUBLIC SAFETY</b>		Total	9,424,898.57	Total Taxes Levied - ABSTRACT	8,129,980.23
Fire Protection	90,513.80	Prior Years Surplus Appropriated	454,313.00	Total Taxes Billed	8,132,112.05
Police Protection	1,079,204.46	<b>REVENUES TOTAL</b>	<b>9,879,211.57</b>	<b>TAXES COLLECTED</b>	<b>7,621,332.20</b>
Civil Defense & Disaster Control	26,792.00	Reserve For Uncollected Taxes	519,659.36	Taxes Cancelled, Abated or Adjusted	135,054.11
Environmental Inspection & Control	94,650.00	<b>CAPITAL OUTLAY TOTAL</b>	<b>236,894.98</b>	Transfer to Tax Title Liens or Foreclosed	33,012.61
Other Public Safety				Ending Balance	342,713.13
<b>PUBLIC WORKS</b>		Public Enterprises	236,894.98	<b>PRIOR YEARS TAXES OUTSTANDING</b>	
Streets and Drainage	323,329.10	Recreation-Culture		Beginning Balance	239,786.86
Sewers and Sewage Processing	56,361.12	Public Works		Collected	232,339.81
Garbage and Trash Disposal	365,050.00	Buildings and Grounds		Cancelled, Abated or Adjusted	
Public Buildings and Grounds	99,952.00	Library and Education		Transfers to Tax Title Liens or Foreclosed	
Other Public Works		Conservation		Ending Balance	7,447.05
<b>HEALTH and WELFARE</b>		All Other		<b>TAX TITLE LIENS OUTSTANDING</b>	
Health Services Except Environmental	22,607.00			Beginning Balance	175,451.23
Welfare-Public Assistance	20,604.00	<b>CAPITAL DEBT AUTHORIZED, ENDING BALANCE</b>		Transfer From Taxes	34,754.14
Hospital, Clinics, First Aid		<b>ISSUED AND UNISSUED</b>		Redeemed	121,059.64
Animal, Insect, & Rodent Control	2,800.00	School		Cancelled, Abated or Adjusted	
Other Welfare Services		Self-Liquidating	1,561,250	Transfers to Foreclosed Property	
<b>RECREATION and CONSERVATION</b>		Other	2,293,423	Ending Balance	89,145.73
Beaches and Boardwalks		Total	3,854,673	<b>PROPERTY ACQUIRED BY DEED OR FORECLOSURE</b>	
Perks, Playgrounds, Shade Trees	21,050.00	<b>ISSUED AND OUTSTANDING</b>		Beginning Balance	2,900.00
Land Reclamation & Conservation		School		Transfers From Taxes or Liens	
Other Recreational Services	55,460.00	Self-Liquidating	1,181,250.00	Sale for Cash	
<b>EDUCATION (excluding schools)</b>		Other	2,241,677.54	Cancelled, Abated or Adjusted	
Libraries	97,735.00	Total	3,422,927.54	Ending Balance	2,900.00
Other Educational Services		<b>EQUALIZED VALUATION BASIS FOR NET DEBT COMPUTATION</b>		<b>CURRENT FINANCES ENDING BALANCE</b>	
<b>STATUTORY EXPENDITURES</b>				<b>ASSETS</b>	
Pensions & F. I. C. A	198,126.00	<b>REAL PROPERTY VALUATIONS</b>		Cash	2,027,073.52
Employee Fringe Benefits	342,200.00	Code Class # of Parcels % VAL'N	<b>ASSESSED VALUATION</b>	Taxes Receivable	350,160.18
Other Statutory Expenditures		1 Vacant Land 98 .83	2,620,500.00	Tax Title Liens	89,145.73
<b>MUNICIPAL FUNCTIONS</b>		2 Residential 1791 81.80	258,158,200.00	Foreclosed Property	2,900.00
<b>CAPITAL IMPROVEMENTS</b>		3 Farm		Emergencies & Other Deferred Charges	280,320.00
<b>DEBT SERVICE</b>		4a Commercial 104 8.07	25,454,300.00	State and Federal Aid Receivable	
Principal Payments	272,263.16	4b Industrial 6 .27	858,800.00	Other Receivables	12,942.48
Interest Payments	83,263.48	4c Apartments 49 9.03	28,508,400.00	Total	2,762,541.91
		Total 2048	315,600,200.00	<b>LIABILITIES, RESERVES, AND SURPLUS</b>	
<b>DEFERRED CHARGES</b>		Land Area .70 Sq. Miles		Cash Liabilities	1,404,516.45
SCHOOL, COUNTY, SPECIAL DISTRICT TAXES	95,405.00	Net Valuation Taxable-Municipal	316,206,696	Reserves for Receivables	455,148.39
RESERVE FOR UNCOLLECTED TAXES	5,581,415.45	Net Valuation Taxable-County	290,049,419	Surplus	902,877.07
EXPENDITURES TOTAL	10,224,042.90	State Equalized Valuation	282,694,626	Total	2,762,541.91
		State Equalization Ratio	111.88		

\*Includes County Health Service Taxes or County Open Space Tax. See Table 13.

1805

Population 1990 10,888  
 Population 1994 13,486  
 S & P Rating  
 Moody Rating AAA

General Tax Rate Per \$100. 2.00  
 State Equalized Tax Rate 1.86

**BRANCHBURG TOWNSHIP - SOMERSET CO.**

Form of Government:  
**Township Committee**

Number of Members on Governing Body - 5

PER CAPITA: Gross Debt 328.60 Net Debt 285.96 Debt Service 31.13 Total Tax Levy 1,820.22 Municipal Expenditures 626.40  
 PER CENT: Gross Debt .35 Net Debt .32 Tax Levy Collected 98.32 Tax Levy Cancelled, Abated or Adjusted .07

EXPENDITURES-CURRENT YEAR		REVENUES REALIZED-CURRENT YEAR		PROPERTY TAXES-CURRENT YEAR	
<b>GENERAL GOVERNMENT</b>				<b>STATE EQUALIZED TAX RATE</b>	
Governing Body & Public Boards		Property Taxes Collected	24,212,444.08	Local District School Taxes	1.25 16,118,133.00
Municipal Clerk		Payments in Lieu of Taxes		Regional & Consolidated School Tax	
Financial Administration	140,150.00	Delinquent Tax & Lien Collections	599,478.08	School Taxes in Municipal Budget	
Assessment of Taxes	135,659.00	Business Personally Replacement Taxes	105,477.56	County Taxes	.39 * 5,066,332.74
Collection of Taxes	46,760.00	Taxes from Public Utilities	2,729,507.00	County Library Taxes	.03 418,060.59
Planning, Housing & Development	182,672.00	Other Miscellaneous Tax Revenues		Local Municipal Purpose Taxes	.19 2,450,000.00
Human Resources	169,836.00	State Aid Revenues	477,764.01	Veteran & Senior Citizen Taxes	45,200.00
Elections	5,620.00	Federal Aid Revenues		Total Taxes for Rate Computation	1.86 24,097,726.33
General Administration (other)	1,170,494.76			Special District Taxes	
<b>JUDICIARY</b>		Sale of Acquired Property		Bank Corp. Taxes	
Municipal Courts	122,652.00	Other Miscellaneous Revenues	1,191,371.79	Added and Omitted Taxes	494,909.29
<b>PUBLIC SAFETY</b>		Total	29,316,042.52	Total Taxes Levied - ABSTRACT	24,547,435.62
Fire Protection	328,113.00	Prior Years Surplus Appropriated	1,500,000.00	Total Taxes Billed	24,627,132.38
Police Protection	1,117,377.00	<b>REVENUES TOTAL</b>	<b>30,816,042.52</b>	<b>TAXES COLLECTED</b>	<b>24,212,444.08</b>
Civil Defense & Disaster Control	2,700.00	Reserve For Uncollected Taxes	1,200,000.00	Taxes Cancelled, Abated or Adjusted	16,254.87
Environmental Inspection & Control	223,705.00			Transfer to Tax Title Liens or Foreclosed	1,601.24
Other Public Safety		<b>CAPITAL OUTLAY TOTAL</b>	<b>596,184.73</b>	Ending Balance	396,832.19
<b>PUBLIC WORKS</b>		Public Enterprises	24,948.82	<b>PRIOR YEARS TAXES OUTSTANDING</b>	
Streets and Drainage	1,345,891.12	Recreation-Culture		Beginning Balance	650,380.93
Sewers and Sewage Processing		Public Works	10,183.51	Collected	593,852.39
Garbage and Trash Disposal		Buildings and Grounds	561,052.40	Cancelled, Abated or Adjusted	29,297.59
Public Buildings and Grounds	383,396.00	Library and Education		Transfers to Tax Title Liens or Foreclosed	
Other Public Works	138,800.00	Conservation		Ending Balance	27,230.95
<b>HEALTH and WELFARE</b>		All Other		<b>TAX TITLE LIENS OUTSTANDING</b>	
Health Services Except Environmental	167,951.00			Beginning Balance	4,250.56
Welfare-Public Assistance	8,901.00	<b>CAPITAL DEBT AUTHORIZED, ENDING BALANCE</b>		Transfer From Taxes	1,601.24
Hospital, Clinics, First Aid	1,100.00	ISSUED AND UNISSUED		Redeemed	5,625.69
Animal, Insect, & Rodent Control	22,000.00	School		Cancelled, Abated or Adjusted	
Other Welfare Services		Self-Liquidating	575,000	Transfers to Foreclosed Property	
<b>RECREATION and CONSERVATION</b>		Other	3,856,500	Ending Balance	226.11
Beeches and Boerdwelks		Total	4,431,500	<b>PROPERTY ACQUIRED BY DEED OR</b>	
Perks, Playgrounds, Shede Trees	80,529.00			<b>FORECLOSURE</b>	
Land Reclamation & Conservation	76,430.00	ISSUED AND OUTSTANDING		Beginning Balance	
Other Recreational Services	210,169.00	School		Transfers From Taxes or Liens	
<b>EDUCATION (excluding schools)</b>		Self-Liquidating	350,000.00	Sale for Cash	
Libraries		Other	3,249,000.00	Cancelled, Abated or Adjusted	
Other Educational Services	1,800.00	Total	3,599,000.00	Ending Balance	
<b>STATUTORY EXPENDITURES</b>		<b>EQUALIZED VALUATION BASIS</b>		<b>CURRENT FINANCES ENDING BALANCE</b>	
Pensions & F. I. C. A.	355,819.00	FOR NET DEBT COMPUTATION	1,219,234,338	<b>ASSETS</b>	
Employee Fringe Benefits	389,300.00	<b>REAL PROPERTY VALUATIONS</b>		Cash	7,389,963.57
Other Statutory Expenditures				Taxes Receivable	424,063.14
<b>MUNICIPAL FUNCTIONS TOTAL</b>	<b>6,827,824.88</b>			Tax Title Liens	226.11
<b>CAPITAL IMPROVEMENTS *MEMO*</b>				Foreclosed Property	
<b>DEBT SERVICE</b>				Emergencies & Other Deferred Charges	
Principal Payments	215,000.00			State and Federal Aid Receivable	7,376.58
Interest Payments	204,816.50			Other Receivables	22,710.55
<b>DEFERRED CHARGES</b>				Total	7,844,339.95
SCHOOL, COUNTY, SPECIAL DISTRICT TAXES	21,602,526.33			<b>LIABILITIES, RESERVES, AND SURPLUS</b>	
RESERVE FOR UNCOLLECTED TAXES	1,200,000.00			Cash Liabilities	2,828,410.09
<b>EXPENDITURES TOTAL</b>	<b>30,050,167.71</b>			Reserves for Receivables	446,999.80
				Surplus	4,568,930.06
				Total	7,844,339.95

\*Includes County Health Service Taxes or County Open Space Tax. See Table 13.

1903

Population 1990 851  
 Population 1994 873  
 S & P Rating  
 Moody Rating

General Tax Rate Per \$100. 1.34  
 State Equalized Tax Rate 1.37

**BRANCHVILLE BOROUGH - SUSSEX CO.**  
 Form of Government:  
**Borough Council**  
 Number of Members on Governing Body - 6

PER CAPITA:  
 Gross Debt 1,049.77  
 Net Debt 378.26  
 Debt Service  
 Total Tax Levy 1,556.15  
 Municipal Expenditures 1,314.49

PER CENT:  
 Gross Debt 1.01  
 Net Debt .36  
 Tax Levy Collected 96.76  
 Tax Levy Cancelled, Abated or Adjusted .05

EXPENDITURES-CURRENT YEAR		REVENUES REALIZED-CURRENT YEAR		PROPERTY TAXES-CURRENT YEAR	
<b>GENERAL GOVERNMENT</b>		<b>REVENUES REALIZED-CURRENT YEAR</b>		<b>STATE EQUALIZED TAX RATE</b>	
Governing Body & Public Boards		Property Taxes Collected	1,305,078.30	Local District School Taxes	.80 580,901.50
Municipal Clerk		Payments in Lieu of Taxes		Regional & Consolidated School Tax	.33 322,638.46
Financial Administration	50,569.50	Delinquent Tax & Lien Collections	37,547.30	School Taxes in Municipal Budget	
Assessment of Taxes	10,350.00	Business Personality Replacement Taxes	32,684.48	County Taxes	.43 * 419,801.82
Collection of Taxes	21,041.00	Taxes from Public Utilities	28,559.00	County Library Taxes	.04 35,066.54
Planning, Housing & Development	7,092.00	Other Miscellaneous Tax Revenues	750,060.71	Local Municipal Purpose Taxes	
Human Resources		State Aid Revenues	26,064.39	Veteran & Senior Citizen Taxes	9,000.00
Elections		Federal Aid Revenues		Total Taxes for Rate Computation	1.40 1,367,408.32
General Administration (other)	125,791.00			Special District Taxes	
<b>JUDICIARY</b>		Sale of Acquired Property		Bank Corp. Taxes	
Municipal Courts	37,348.00	Other Miscellaneous Revenues	133,911.34	Added and Omitted Taxes	113.07
<b>PUBLIC SAFETY</b>		Total	2,313,905.52	Total Taxes Levied - ABSTRACT	1,358,521.39
Fire Protection	97,409.50	Prior Years Surplus Appropriated	643,478.00	Total Taxes Billed	1,348,786.38
Police Protection	21,236.15	REVENUES TOTAL	2,957,383.52	TAXES COLLECTED	1,305,078.30
Civil Defense & Disaster Control	946.00	Reserve For Uncollected Taxes	53,401.00	Taxes Cancelled, Abated or Adjusted	675.00
Environmental Inspection & Control	18,500.00	<b>CAPITAL OUTLAY TOTAL</b>	<b>544,700.26</b>	Transfer to Tax Title Liens or Foreclosed	633.15
Other Public Safety		Public Enterprises		Ending Balance	42,399.93
<b>PUBLIC WORKS</b>		Recreation-Culture		<b>PRIOR YEARS TAXES OUTSTANDING</b>	
Streets and Drainage	162,200.00	Public Works	322,881.65	Beginning Balance	37,547.30
Sewers and Sewage Processing		Buildings and Grounds	221,818.61	Collected	37,547.30
Garbage and Trash Disposal	89,004.36	Library and Education		Cancelled, Abated or Adjusted	
Public Buildings and Grounds	28,000.00	Conservation		Transfers to Tax Title Liens or Foreclosed	
Other Public Works		All Other		Ending Balance	
<b>HEALTH and WELFARE</b>		<b>CAPITAL DEBT AUTHORIZED, ENDING BALANCE</b>		<b>TAX TITLE LIENS OUTSTANDING</b>	
Health Services Except Environmental	3,530.00	ISSUED AND UNISSUED		Beginning Balance	931.81
Welfare-Public Assistance	1,050.00	School	586,224	Transfer From Taxes	633.15
Hospital, Clinics, First Aid	3,000.00	Self-Liquidating		Redeemed	
Animal, Insect, & Rodent Control	1,446.00	Other	330,224	Cancelled, Abated or Adjusted	
Other Welfare Services		Total	916,448	Transfers to Foreclosed Property	
<b>RECREATION and CONSERVATION</b>		ISSUED AND OUTSTANDING		Ending Balance	1,564.96
Beaches and Boardwalks		School	586,224.32	<b>PROPERTY ACQUIRED BY DEED OR FORECLOSURE</b>	
Parks, Playgrounds, Shade Trees	9,000.00	Self-Liquidating		Beginning Balance	
Land Reclamation & Conservation	550.00	Other		Transfers From Taxes or Liens	
Other Recreational Services	20,950.49	Total	586,224.32	Sale for Cash	
<b>EDUCATION (excluding schools)</b>		EQUALIZED VALUATION BASIS FOR NET DEBT COMPUTATION	90,834,231	Cancelled, Abated or Adjusted	
Libraries		<b>REAL PROPERTY VALUATIONS</b>		Ending Balance	
Other Educational Services	120,000.00	Code Class # of Parcels % VAL'N ASSESSED VALUATION		<b>CURRENT FINANCES ENDING BALANCE</b>	
<b>STATUTORY EXPENDITURES</b>		1 Vacant Land 47 1.63 1,620,100.00		<b>ASSETS</b>	
Pensions & F. I. C. A.	14,031.00	2 Residential 273 36.52 36,391,500.00		Cash	1,048,499.21
Employee Fringe Benefits		3 Farm 60,820,300.00		Taxes Receivable	42,399.93
Other Statutory Expenditures	1,000.00	4a Commercial 53 61.03 60,820,300.00		Tax Title Liens	1,564.96
<b>MUNICIPAL FUNCTIONS TOTAL</b>	<b>844,035.00</b>	4b Industrial 821,200.00		Foreclosed Property	
<b>CAPITAL IMPROVEMENTS *MEMO*</b>	<b>100,000.00</b>	4c Apartments 4 .82 821,200.00		Emergencies & Other Deferred Charges	14,548.00
<b>DEBT SERVICE</b>		Total 377 99,653,100.00		State and Federal Aid Receivable	
Principal Payments		Land Area .56 Sq. Miles		Other Receivables	1,529.00
Interest Payments		Net Valuation Taxable-Municipal	99,901,727	Total	1,108,541.10
<b>DEFERRED CHARGES</b>	<b>250,112.48</b>	Net Valuation Taxable-County	92,621,464	<b>LIABILITIES, RESERVES, AND SURPLUS</b>	
<b>SCHOOL, COUNTY, SPECIAL DISTRICT TAXES</b>	<b>1,358,408.32</b>	State Equalized Valuation	97,471,164	Cash Liabilities	72,116.58
<b>RESERVE FOR UNCOLLECTED TAXES</b>	<b>53,401.00</b>	State Equalization Ratio	102.50	Reserves for Receivables	45,493.89
<b>EXPENDITURES TOTAL</b>	<b>2,505,956.80</b>			Surplus	990,930.63
				Total	1,108,541.10

\*Includes County Health Service Taxes or County Open Space Tax See Table 13.

1506

Population 1990 66,473  
 Population 1994 70,159  
 S & P Rating A  
 Moody Rating AAA

General Tax Rate Per \$100. 2.24  
 State Equalized Tax Rate 2.15

**BRICK TOWNSHIP - OCEAN COUNTY**  
 Form of Government:  
**Mayor-Council Plan B (OMCL 50)**  
 Number of Members on Governing Body - 7

PER CAPITA: Gross Debt 584.34  
 Net Debt 437.26  
 Debt Service 64.88  
 Total Tax Levy 1,310.00  
 Municipal Expenditures 524.58

PER CENT: Gross Debt .97  
 Net Debt .73  
 Tax Levy Collected 96.45  
 Tax Levy Cancelled, Abated or Adjusted .30

EXPENDITURES-CURRENT YEAR		REVENUES REALIZED-CURRENT YEAR		PROPERTY TAXES-CURRENT YEAR			
<b>GENERAL GOVERNMENT</b>		<b>REVENUES REALIZED-CURRENT YEAR</b>		<b>PROPERTY TAXES-CURRENT YEAR</b>			
Governing Body & Public Boards	184,255.00	Property Taxes Collected	89,696,477.19	STATE EQUALIZED TAX RATE	1.16		
Municipal Clerk	250,160.00	Payments in Lieu of Taxes	3,843,721.55	Local District School Taxes	48,175,405.00		
Financial Administration	680,884.00	Delinquent Tax & Lien Collections	199,357.00	Regional & Consolidated School Tax			
Assessment of Taxes	353,775.00	Business Personality Replacement Taxes	3,526,275.23	School Taxes in Municipal Budget			
Collection of Taxes	321,854.00	Taxes from Public Utilities		County Taxes	* 19,409,894.64		
Planning, Housing & Development	106,507.00	Other Miscellaneous Tax Revenues	3,408,375.59	County Library Taxes	1,671,622.13		
Human Resources	426,652.50	State Aid Revenues		Local Municipal Purpose Taxes	20,605,660.00		
Elections	10,000.00	Federal Aid Revenues		Veteran & Senior Citizen Taxes	714,700.00		
General Administration (other)	1,955,053.50			Total Taxes for Rate Computation	2.17 90,577,281.77		
<b>JUDICIARY</b>				Special District Taxes	2,046,000.00		
Municipal Courts	294,971.00			Bank Corp. Taxes			
<b>PUBLIC SAFETY</b>				Added and Omitted Taxes			
Fire Protection		Sale of Acquired Property	3,835,750.02	Total Taxes Levied - ABSTRACT	91,908,581.77		
Police Protection	7,190,797.29	Other Miscellaneous Revenues	104,509,956.58	Total Taxes Billed	93,002,577.02		
Civil Defense & Disaster Control	1,000.00	Prior Years Surplus Appropriated	3,552,208.00	<b>TAXES COLLECTED</b>	89,696,477.19		
Environmental Inspection & Control	446,897.00	<b>REVENUES TOTAL</b>	108,062,164.58	Taxes Cancelled, Abated or Adjusted	277,965.73		
Other Public Safety		Reserve For Uncollected Taxes	5,261,500.00	Transfer to Tax Title Liens or Foreclosed			
<b>PUBLIC WORKS</b>		<b>CAPITAL OUTLAY TOTAL</b>	3,218,960.59	Ending Balance	3,028,134.10		
Streets and Drainage	1,571,603.76			<b>PRIOR YEARS TAXES OUTSTANDING</b>			
Sewers and Sewage Processing		Public Enterprises		Beginning Balance	4,005,523.51		
Garbage and Trash Disposal	6,322,878.23	Recreation-Culture	356,331.55	Collected	3,626,787.14		
Public Buildings and Grounds	839,131.00	Public Works	1,290,411.50	Cancelled, Abated or Adjusted	145,803.72		
Other Public Works	105,000.00	Buildings and Grounds	1,572,217.54	Transfers to Tax Title Liens or Foreclosed			
<b>HEALTH and WELFARE</b>		Library and Education		Ending Balance	232,932.65		
Health Services Except Environmental		Conservation		<b>TAX TITLE LIENS OUTSTANDING</b>			
Welfare-Public Assistance	116,585.00	All Other		Beginning Balance	1,034,205.15		
Hospital, Clinics, First Aid				Transfer From Taxes			
Animal, Insect, & Rodent Control	82,000.00	<b>CAPITAL DEBT AUTHORIZED, ENDING BALANCE</b>		Redeemed	216,934.41		
Other Welfare Services		ISSUED AND UNISSUED	GROSS DEBT	NET DEBT			
<b>RECREATION and CONSERVATION</b>		School	10,259,400	Cancelled, Abated or Adjusted			
Beeches and Boardwalks	57,939.00	Self-Liquidating	60,000	Transfers to Foreclosed Property			
Parks, Playgrounds, Shade Trees	1,715.00	Other	30,677,513	Ending Balance	817,270.74		
Land Reclamation & Conservation	1,275.00	Total	40,996,913	<b>PROPERTY ACQUIRED BY DEED OR FORECLOSURE</b>			
Other Recreational Services	380,889.00			Beginning Balance	756,150.00		
<b>EDUCATION (excluding schools)</b>		ISSUED AND OUTSTANDING		Transfers From Taxes or Liens			
Libraries		School	10,259,400.00	Settled for Cash			
Other Educational Services		Self-Liquidating	60,000.00	Cancelled, Abated or Adjusted			
<b>STATUTORY EXPENDITURES</b>		Other	29,394,263.01	Ending Balance	756,150.00		
Pensions & F. I. C. A.	2,183,314.00	Total	39,713,663.01	<b>CURRENT FINANCES ENDING BALANCE</b>			
Employee Fringe Benefits	2,541,059.77	<b>EQUALIZED VALUATION BASIS FOR NET DEBT COMPUTATION</b>		<b>ASSETS</b>			
Other Statutory Expenditures		<b>REAL PROPERTY VALUATIONS</b>		Cash	11,924,052.56		
		Code	Class	# of Parcels	% VAL'N	Taxes Receivable	3,261,066.75
<b>MUNICIPAL FUNCTIONS</b>	TOTAL	1	Vacant Land	3602	4.61	Fax Title Liens	817,270.74
<b>CAPITAL IMPROVEMENTS</b>	*MEMO*	2	Residential	27163	84.12	Foreclosed Property	756,150.00
<b>DEBT SERVICE</b>		3	Farm	6	.04	Emergencies & Other Deterred Charges	324,000.00
Principal Payments	3,062,636.24	4e	Commercial	664	9.76	State and Federal Aid Receivable	39,721.21
Interest Payments	1,489,488.53	4b	Industrial	17	.23	Other Receivables	168,420.15
		4c	Apartments	12	1.24	Total	17,290,681.41
		Total		31464		<b>LIABILITIES, RESERVES, AND SURPLUS</b>	
<b>DEFERRED CHARGES</b>	564,310.61	Lend Area	26.40	Sq. Miles		Cash Liabilities	3,725,384.65
SCHOOL, COUNTY, SPECIAL DISTRICT TAXES	71,302,921.77	Net Valuation Taxable-Municipal				Reserves for Receivables	5,002,907.64
RESERVE FOR UNCOLLECTED TAXES	5,261,500.00	Net Valuation Taxable-County				Surplus	8,562,389.12
<b>EXPENDITURES</b>	TOTAL	State Equalized Valuation				Total	17,290,681.41
	108,107,053.20	State Equalization Ratio					

\*Includes County Health Service Taxes or County Open Space Tax. See Table 13.

0601

Population 1990 18,942  
 Population 1994 18,445  
 S & P Rating AAA  
 Moody Rating AAA

General Tax Rate Per \$100. 3.07  
 State Equalized Tax Rate 2.83

**BRIDGETON CITY - CUMBERLAND COUNTY**  
 Form of Government:  
**Mayor-Council Plan A (OMCL 50)**  
 Number of Members on Governing Body - 5

PER CAPITA:  
 Gross Debt 1,025.96  
 Net Debt 415.52  
 Debt Service 26.98  
 Total Tax Levy 597.71  
 Municipal Expenditures 751.58  
 PER CENT:  
 Gross Debt 5.17  
 Net Debt 2.10  
 Tax Levy Collected 85.19  
 Tax Levy Cancelled, Abated or Adjusted .35

EXPENDITURES-CURRENT YEAR		REVENUES REALIZED-CURRENT YEAR		PROPERTY TAXES-CURRENT YEAR	
<b>GENERAL GOVERNMENT</b>		<b>REVENUES REALIZED-CURRENT YEAR</b>		<b>PROPERTY TAXES-CURRENT YEAR</b>	
Governing Body & Public Boards	75,231.00	Property Taxes Collected	9,458,229.56	STATE EQUALIZED TAX RATE	2.93
Municipal Clerk	64,233.00	Payments in Lieu of Taxes	152,632.73	Local District School Taxes	3,625,030.00
Financial Administration	220,176.00	Delinquent Tax & Lien Collections	1,286,987.59	Regional & Consolidated School Tax	
Assessment of Taxes	86,725.00	Business Personalty Replacement Taxes	579,480.76	School Taxes in Municipal Budget	
Collection of Taxes	136,578.00	Taxes from Public Utilities	881,037.00	County Taxes	1.03
Planning, Housing & Development	164,579.00	Other Miscellaneous Tax Revenues		County Library Taxes	
Human Resources	1,195,642.46	State Aid Revenues	5,436,280.22	Local Municipal Purpose Taxes	.86
Elections		Federal Aid Revenues		Veteran & Senior Citizen Taxes	
General Administration (other)	2,214,104.41			Total Taxes for Rate Computation	2.82
<b>JUDICIARY</b>		Sale of Acquired Property		Special District Taxes	
Municipal Courts	203,728.15	Other Miscellaneous Revenues	2,697,455.97	Bank Corp. Taxes	
<b>PUBLIC SAFETY</b>		Total	20,492,103.83	Added and Omitted Taxes	
Fire Protection	629,339.20	Prior Years Surplus Appropriated	185,000.00	Total Taxes Levied - ABSTRACT	11,024,803.93
Police Protection	2,852,892.23	REVENUES TOTAL	20,677,103.83	Total Taxes Billed	11,102,046.52
Civil Defense & Disaster Control	5,500.00	Reserve For Uncollected Taxes	1,628,404.87	TAXES COLLECTED	9,458,229.56
Environmental Inspection & Control	194,116.00	<b>CAPITAL OUTLAY TOTAL</b>		Taxes Cancelled, Abated or Adjusted	38,605.65
Other Public Safety			436,171.49	Transfer to Tax Title Liens or Foreclosed	145,163.53
<b>PUBLIC WORKS</b>				Ending Balance	1,460,047.75
Streets and Drainage	1,505,827.51	Public Enterprises	988.71	<b>PRIOR YEARS TAXES OUTSTANDING</b>	
Sewers and Sewage Processing		Recreation-Culture	43,639.85	Beginning Balance	1,204,442.12
Garbage and Trash Disposal	112,797.00	Public Works	74,736.11	Collected	1,125,940.12
Public Buildings and Grounds	293,540.00	Buildings and Grounds	316,806.82	Cancelled, Abated or Adjusted	11,488.61
Other Public Works		Library and Education		Transfers to Tax Title Liens or Foreclosed	61,935.56
<b>HEALTH and WELFARE</b>		Conservation		Ending Balance	5,077.83
Health Services Except Environmental	4,200.00	All Other		<b>TAX TITLE LIENS OUTSTANDING</b>	
Welfare-Public Assistance	529,478.00	<b>CAPITAL DEBT AUTHORIZED, ENDING BALANCE</b>		Beginning Balance	966,228.68
Hospital, Clinics, First Aid		ISSUED AND UNISSUED	GROSS DEBT	Transfer From Taxes	169,204.30
Animal, Insect, & Rodent Control		School	10,597,999	Redeemed	161,047.47
Other Welfare Services		Self-Liquidating	660,000	Cancelled, Abated or Adjusted	
<b>RECREATION and CONSERVATION</b>		Other	7,665,777	Transfers to Foreclosed Property	238,795.82
Beaches and Boardwalks		Total	18,923,776	Ending Balance	735,589.69
Parks, Playgrounds, Shade Trees		<b>ISSUED AND OUTSTANDING</b>		<b>PROPERTY ACQUIRED BY DEED OR FORECLOSURE</b>	
Land Reclamation & Conservation		School	10,597,999.00	Beginning Balance	3,138,974.74
Other Recreational Services	362,379.00	Self-Liquidating	489,000.00	Transfers From Taxes or Liens	244,475.26
<b>EDUCATION (excluding schools)</b>		Other	7,338,323.00	Sale for Cash	
Libraries	193,026.00	Total	18,425,322.00	Cancelled, Abated or Adjusted	
Other Educational Services	17,170.00	<b>EQUALIZED VALUATION BASIS FOR NET DEBT COMPUTATION</b>		Ending Balance	3,383,450.00
<b>STATUTORY EXPENDITURES</b>				<b>CURRENT FINANCES ENDING BALANCE</b>	
Pensions & F. I. C. A.	610,499.60			<b>ASSETS</b>	
Employee Fringe Benefits				Cash	2,810,374.42
Other Statutory Expenditures				Taxes Receivable	1,465,125.61
<b>MUNICIPAL FUNCTIONS TOTAL</b>				Tax Title Liens	735,589.69
CAPITAL IMPROVEMENTS *MEMO*	20,000.00			Foreclosed Property	3,383,450.00
<b>DEBT SERVICE</b>				Emergencies & Other Deferred Charges	121,866.71
Principal Payments	261,730.00			State and Federal Aid Receivable	96,840.68
Interest Payments	235,902.03			Other Receivables	1,149,372.42
<b>DEFERRED CHARGES</b>				Total	9,762,619.53
SCHOOL, COUNTY, SPECIAL DISTRICT TAXES	65,080.05			<b>LIABILITIES, RESERVES, AND SURPLUS</b>	
RESERVE FOR UNCOLLECTED TAXES	7,644,375.01			Cash Liabilities	1,812,421.29
EXPENDITURES TOTAL	21,507,253.52			Reserves for Receivables	6,733,537.72
				Surplus	1,216,660.52
				Total	9,762,619.53

Population 1990 32,509  
 Population 1994 37,410  
 S & P Rating AA  
 Moody Rating AA1

General Tax Rate Per \$100. 2.66  
 State Equalized Tax Rate 1.71

**BRIDGEWATER TOWNSHIP - SOMERSET CO.**  
 Form of Government:  
**Mayor-Council Plan E (OMCL 50)**  
 Number of Members on Governing Body - 5

PER CAPITA:  
 Gross Debt 1,331.41  
 Net Debt 764.79  
 Debt Service 53.72  
 Total Tax Levy 1,775.16  
 Municipal Expenditures 500.81

PER CENT:  
 Gross Debt 1.36  
 Net Debt .79  
 Tax Levy Collected 96.82  
 Tax Levy Cancelled, Abated or Adjusted 1.01

EXPENDITURES-CURRENT YEAR		REVENUES REALIZED-CURRENT YEAR		PROPERTY TAXES-CURRENT YEAR	
<b>GENERAL GOVERNMENT</b>		<b>REVENUES REALIZED-CURRENT YEAR</b>		<b>PROPERTY TAXES-CURRENT YEAR</b>	
Governing Body & Public Boards	83,980.00	Property Taxes Collected	66,405,032.53	STATE EQUALIZED TAX RATE	
Municipal Clerk	154,301.00	Payments in Lieu of Taxes		Local District School Taxes	1.71
Financial Administration	307,075.00	Delinquent Tax & Lien Collections	2,212,526.17	Regional & Consolidated School Tax	
Assessment of Taxes	80,656.91	Business Personally Replacement Taxes	2,083,809.88	School Taxes in Municipal Budget	
Collection of Taxes	165,063.00	Taxes from Public Utilities	6,312,829.00	County Taxes	.43 *
Planning, Housing & Development	151,134.00	Other Miscellaneous Tax Revenues		County Library Taxes	.04
Human Resources	367,588.00	State Aid Revenues	1,785,684.67	Local Municipal Purposes Taxes	.07
Elections	11,400.00	Federal Aid Revenues		Veteran & Senior Citizen Taxes	
General Administration (other)	1,561,675.00			Total Taxes for Rate Computation	1.71
<b>JUDICIARY</b>		Sale of Acquired Property		Special District Taxes	
Municipal Courts	383,054.78	Other Miscellaneous Revenues	4,280,847.26	Bank Corp. Taxes	
<b>PUBLIC SAFETY</b>		Total	79,080,728.51	Added and Omitted Taxes	
Fire Protection	768,216.00	Prior Years Surplus Appropriated	3,402,359.11	Total Taxes Levied - ABSTRACT	1,710,886.23
Police Protection	3,871,241.00	REVENUES TOTAL	82,483,087.62	Total Taxes Billed	66,408,549.70
Civil Defense & Disaster Control	3,450.00	Reserve For Uncollected Taxes	2,278,478.63	TAXES COLLECTED	66,522,057.20
Environmental Inspection & Control	438,051.00			Texas Cancelled, Abated or Adjusted	64,405,032.53
Other Public Safety		<b>CAPITAL OUTLAY TOTAL</b>	<b>4,647,201.05</b>	Transfer to Tax Title Liens or Foreclosed	674,355.46
<b>PUBLIC WORKS</b>		Public Enterprises	95,752.91	Ending Balance	89,925.59
Streets and Drainage	2,358,449.89	Recreation-Culture	1,419,466.43	<b>PRIOR YEARS TAXES OUTSTANDING</b>	
Sewers and Sewage Processing	91,300.00	Public Works	2,598,095.81	Beginning Balance	1,902,317.07
Garbage and Trash Disposal	143,000.00	Buildings and Grounds	533,885.90	Collected	1,487,770.40
Public Buildings and Grounds	155,383.00	Library and Education		Cancelled, Abated or Adjusted	20,519.59
Other Public Works		Conservation		Transfers to Tax Title Liens or Foreclosed	
<b>HEALTH and WELFARE</b>		All Other		Ending Balance	394,027.09
Health Services Except Environmental	148,310.00	<b>CAPITAL DEBT AUTHORIZED, ENDING BALANCE</b>		<b>TAX TITLE LIENS OUTSTANDING</b>	
Welfare-Public Assistance	81,981.00	ISSUED AND UNISSUED		Beginning Balance	1,143,747.75
Hospital, Clinics, First Aid		SCHOOL	19,524,096	Transfer From Taxes	
Animal, Insect, & Rodent Control	69,000.00	Self-Liquidating	3,360,500	Redeemed	89,925.59
Other Welfare Services		Other	26,923,312	Cancelled, Abated or Adjusted	724,755.77
<b>RECREATION and CONSERVATION</b>		Total	49,807,908	Transfers to Foreclosed Property	193,006.20
Beaches and Boardwalks		<b>ISSUED AND OUTSTANDING</b>		Ending Balance	315,911.36
Parks, Playgrounds, Shady Trees	641,310.00	School	19,524,096.00	<b>PROPERTY ACQUIRED BY DEED OR FORECLOSURE</b>	
Land Reclamation & Conservation	67,386.33	Self-Liquidating	3,005,000.00	Beginning Balance	
Other Recreational Services		Other	17,688,000.00	Transfers From Taxes or Liens	
<b>EDUCATION (excluding schools)</b>		Total	40,217,096.00	Sale for Cash	
Libraries	150,570.00	<b>EQUALIZED VALUATION BASIS FOR NET DEBT COMPUTATION</b>		Cancelled, Abated or Adjusted	
Other Educational Services		REAL PROPERTY VALUATIONS		Ending Balance	
<b>STATUTORY EXPENDITURES</b>		Code Class # of Parcels % VAL'N ASSESSED VALUATION		<b>CURRENT FINANCES ENDING BALANCE</b>	
Pensions & F. I. C. A.	955,105.00	1 Vacant Land 1283 3.23 77,457,181.00		ASSETS	
Employee Fringe Benefits	990,000.00	2 Residential 12201 68.43 1,639,491,491.00		Cash	9,066,957.34
Other Statutory Expenditures		3 Farm 86 .25 6,137,854.00		Texas Receivable	1,746,770.71
<b>MUNICIPAL FUNCTIONS</b>		4a Commercial 295 19.14 458,663,941.00		Tax Title Liens	315,911.36
<b>CAPITAL IMPROVEMENTS</b>		4b Industrial 54 8.31 199,048,823.00		Foreclosed Property	176,051.00
<b>DEBT SERVICE</b>		4c Apartments 57 .64 15,238,800.00		Emergencies & Other Deferred Charges	
Principal Payments	1,035,000.00	Total 13976 2,396,038,090.00		State and Federal Aid Receivables	3,855.54
Interest Payments	974,642.00	Land Area 32.30 Sq. Miles		Other Receivables	48,396.76
<b>DEFERRED CHARGES</b>		Net Valuation Taxable-Municipal	2,404,184,599	Total	11,357,942.71
SCHOOL, COUNTY, SPECIAL DISTRICT TAXES	61,897,315.58	Net Valuation Taxable-County	3,838,797,221	<b>LIABILITIES, RESERVES, AND SURPLUS</b>	
RESERVE FOR UNCOLLECTED TAXES	2,278,478.63	State Equalized Valuation	3,739,130,766	Cash Liabilities	3,726,507.26
<b>EXPENDITURES</b>		State Equalization Ratio	64.22	Reserves for Receivables	2,287,129.83
TOTAL	80,632,487.58			Surplus	5,344,305.62
				Total	11,357,942.71

1308

Population 1990 4,406  
 Population 1994 4,528  
 S & P Rating  
 Moody Rating

General Tax Rate Per \$100. 1.68  
 State Equalized Tax Rate 1.82

**BRIELLE BOROUGH - MONMOUTH COUNTY**

Form of Government:  
**Borough Council**

Number of Members on Governing Body - 6

PER CAPITA:

Gross Debt 559.37  
 Net Debt 457.13  
 Debt Service 62.37  
 Total Tax Levy 2,064.20  
 Municipal Expenditures 989.27

PER CENT:

Gross Debt .50  
 Net Debt .41  
 Tax Levy Collected 95.72  
 Tax Levy Cancelled, Abated or Adjusted 1.15

EXPENDITURES-CURRENT YEAR		REVENUES REALIZED-CURRENT YEAR		PROPERTY TAXES-CURRENT YEAR	
<b>GENERAL GOVERNMENT</b>		<b>REVENUES REALIZED-CURRENT YEAR</b>		<b>PROPERTY TAXES-CURRENT YEAR</b>	
Governing Body & Public Boards		Property Taxes Collected	8,949,220.27	STATE EQUALIZED TAX RATE	1.82
Municipal Clerk		Payments in Lieu of Taxes		Local District School Taxes	.85
Financial Administration	19,300.00	Delinquent Tax & Lien Collections	360,429.33	Regional & Consolidated School Tax	
Assessment of Taxes	15,675.00	Business Personality Replacement Taxes	35,336.54	School Taxes in Municipal Budget	
Collection of Taxes	38,000.00	Taxes from Public Utilities	250,231.00	County Taxes	.44 *
Planning, Housing & Development	36,660.00	Other Miscellaneous Tax Revenues		County Library Taxes	.02
Human Resources	74,330.00	State Aid Revenues	190,544.11	Local Municipal Purpose Taxes	.51
Elections		Federal Aid Revenues		Veteran & Senior Citizen Taxes	
General Administration (other)	404,850.00			Total Taxes for Rate Computation	1.82
<b>JUDICIARY</b>		Sale of Acquired Property		Special District Taxes	
Municipal Courts	120,000.00	Other Miscellaneous Revenues	552,732.72	Bank Corp. Taxes	
<b>PUBLIC SAFETY</b>				Added and Omitted Taxes	
Fire Protection	66,940.10			Total Taxes Levied - ABSTRACT	9,346,706.22
Police Protection	1,201,338.55	Prior Years Surplus Appropriated	735,000.00	Total Taxes Billed	9,348,920.18
Civil Defense & Disaster Control	1,000.00	REVENUES TOTAL	11,073,493.97	TAXES COLLECTED	8,949,220.27
Environmental Inspection & Control	58,430.00	Reserve For Uncollected Taxes	668,962.75	Taxes Cancelled, Abated or Adjusted	107,341.36
Other Public Safety				Transfer to Tax Title Liens or Foreclosed	784.09
<b>PUBLIC WORKS</b>		<b>CAPITAL OUTLAY TOTAL</b>	<b>79,881.71</b>	Ending Balance	291,574.46
Streets and Drainage	305,711.14	Public Enterprises	6,344.00	<b>PRIOR YEARS TAXES OUTSTANDING</b>	
Sewers and Sewage Processing	125,200.00	Recreation-Culture		Beginning Balance	434,836.18
Garbage and Trash Disposal	263,000.00	Public Works	71,205.00	Collected	353,278.60
Public Buildings and Grounds	60,000.00	Buildings and Grounds	2,332.71	Cancelled, Abated or Adjusted	56,005.98
Other Public Works		Library and Education		Transfers to Tax Title Liens or Foreclosed	
<b>HEALTH and WELFARE</b>		Conservation		Ending Balance	25,551.60
Health Services Except Environmental	37,454.00	All Other		<b>TAX TITLE LIENS OUTSTANDING</b>	
Welfare-Public Assistance	6,192.00			Beginning Balance	14,037.84
Hospital, Clinics, First Aid		<b>CAPITAL DEBT AUTHORIZED, ENDING BALANCE</b>		Transfer From Taxes	784.09
Animal, Insect, & Rodent Control	5,500.00	<b>ISSUED AND UNISSUED</b>		Redeemed	7,150.73
Other Welfare Services		School		Cancelled, Abated or Adjusted	
<b>RECREATION and CONSERVATION</b>		Self-Liquidating	1,850,328	Transfers to Foreclosed Property	
Beaches and Boardwalks		Other	682,500	Ending Balance	7,671.20
Parks, Playgrounds, Shade Trees	10,725.00	Total	2,532,828	<b>NET DEBT</b>	
Land Reclamation & Conservation	7,463.83			School	1,697,300.00
Other Recreational Services	22,600.00			Self-Liquidating	495,433.96
<b>EDUCATION (excluding schools)</b>				Other	2,192,733.96
Libraries	100,000.00	<b>ISSUED AND OUTSTANDING</b>		Total	
Other Educational Services		School			
<b>STATUTORY EXPENDITURES</b>		Self-Liquidating			
Pensions & F. I. C. A.	237,946.00	Other			
Employee Fringe Benefits	227,900.00	Total			
Other Statutory Expenditures		<b>EQUALIZED VALUATION BASIS FOR NET DEBT COMPUTATION</b>	505,698,934	<b>CURRENT FINANCES ENDING BALANCE</b>	
<b>MUNICIPAL FUNCTIONS</b>		<b>REAL PROPERTY VALUATIONS</b>		<b>ASSETS</b>	
CAPITAL IMPROVEMENTS	3,446,215.62	Code Class # of Parcels % VAL'N		Cash	1,689,079.99
DEBT SERVICE	5,000.00	1 Vacant Land 144 3.32	18,388,500.00	Taxes Receivable	317,126.06
Principal Payments	264,191.00	2 Residential 1761 83.88	466,799,800.00	Tax Title Liens	7,671.20
Interest Payments	18,200.00	3 Farm	61,732,700.00	Foreclosed Property	42,900.00
		4a Commercial 84 11.14	9,200,000.00	Emergencies & Other Deferred Charges	
		4b Industrial		State and Federal Aid Receivable	482.58
		4c Apartments		Other Receivables	5,817.79
		Total 1991	554,121,000.00	Total	2,063,077.62
<b>DEFERRED CHARGES</b>	81,830.00	Land Area 1.65 Sq. Miles		<b>LIABILITIES, RESERVES, AND SURPLUS</b>	
SCHOOL, COUNTY, SPECIAL DISTRICT TAXES	6,689,059.08	Net Valuation Taxable-Municipal	554,949,131	Cash Liabilities	935,118.30
RESERVE FOR UNCOLLECTED TAXES	668,962.75	Net Valuation Taxable-County	498,746,212	Reserves for Receivables	373,515.05
EXPENDITURES TOTAL	11,168,458.45	State Equalized Valuation	512,009,865	Surplus	754,444.27
		State Equalization Ratio	108.40	Total	2,063,077.62

\*Includes County Health Service Taxes or County Open Space Tax. See Table 13.

0103

Population 1990 11,354  
 Population 1994 11,529  
 S & P Rating A-  
 Moody Rating AAA

General Tax Rate Per \$100. 2.34  
 State Equalized Tax Rate 2.18

**BRIGANTINE CITY - ATLANTIC COUNTY**  
 Form of Government:  
**Commission (1911)**  
 Number of Members on Governing Body - 3

PER CAPITA:  
 Gross Debt 3,453.98  
 Net Debt 1,421.56  
 Debt Service 190.45  
 Total Tax Levy 2,031.05  
 Municipal Expenditures 1,243.69

PER CENT:  
 Gross Debt 3.60  
 Net Debt 1.48  
 Tax Levy Collected 95.23  
 Tax Levy Cancelled, Abated or Adjusted .87

EXPENDITURES-CURRENT YEAR		REVENUES REALIZED-CURRENT YEAR			PROPERTY TAXES-CURRENT YEAR		
<b>GENERAL GOVERNMENT</b>		<b>REVENUES REALIZED-CURRENT YEAR</b>			<b>PROPERTY TAXES-CURRENT YEAR</b>		
Governing Body & Public Boards	72,500.00	Property Taxes Collected	22,301,869.48		STATE EQUALIZED TAX RATE		
Municipal Clerk	86,900.00	Payments in Lieu of Taxes			Local District School Taxes	76 8,168,797.00	
Financial Administration	206,331.00	Delinquent Tax & Lien Collections	1,071,929.31		Regional & Consolidated School Tax		
Assessment of Taxes	107,100.00	Business Personality Replacement Taxes	28,361.64		School Taxes in Municipal Budget	.09 925,622.21	
Collection of Taxes	76,000.00	Taxes from Public Utilities	635,976.00		County Taxes	.52 * 5,553,093.56	
Planning, Housing & Development	29,500.00	Other Miscellaneous Tax Revenues			County Library Taxes	.04 381,566.93	
Human Resources	200,700.60	State Aid Revenues	557,447.66		Local Municipal Purpose Taxes	.78 8,359,442.16	
Elections	5,000.00	Federal Aid Revenues	1,331.00		Veteran & Senior Citizen Taxes	102,550.00	
General Administration (other)	885,040.00				Total Taxes for Rate Computation	2.19 23,491,071.86	
<b>JUDICIARY</b>		Sale of Acquired Property			Special District Taxes		
Municipal Courts	124,500.00	Other Miscellaneous Revenues	1,696,353.07		Bank Corp. Taxes		
<b>PUBLIC SAFETY</b>					Added and Omitted Taxes	27,469.27	
Fire Protection	1,766,550.00	Prior Years Surplus Appropriated	1,926,828.23		Total Taxes Levied - ABSTRACT	23,415,991.13	
Police Protection	2,186,954.03	REVENUES TOTAL	28,220,096.39		Total Taxes Billed	23,418,023.63	
Civil Defense & Disaster Control	66,000.00	Reserve For Uncollected Taxes	1,507,029.18		TAXES COLLECTED	22,301,869.48	
Environmental Inspection & Control	114,500.00				Taxes Cancelled, Abated or Adjusted	204,755.07	
Other Public Safety		<b>CAPITAL OUTLAY TOTAL</b>		5,755,229.20	Transfer to Tax Title Liens or Foreclosed	3,056.31	
<b>PUBLIC WORKS</b>					Ending Balance	908,342.77	
Streets and Drainage	586,674.71	Public Enterprises	771,537.73		<b>PRIOR YEARS TAXES OUTSTANDING</b>		
Sewers and Sewage Processing	169,000.00	Recreation-Culture			Beginning Balance	1,097,102.33	
Garbage and Trash Disposal	1,150,000.00	Public Works			Collected	951,348.69	
Public Buildings and Grounds	423,000.00	Buildings and Grounds	6,524,263.61		Cancelled, Abated or Adjusted	540.46	
Other Public Works		Library and Education	459,427.86		Transfers to Tax Title Liens or Foreclosed	83,684.27	
<b>HEALTH and WELFARE</b>		All Other			Ending Balance	61,528.91	
Health Services Except Environmental		<b>CAPITAL DEBT AUTHORIZED, ENDING BALANCE</b>			<b>TAX TITLE LIENS OUTSTANDING</b>		
Welfare-Public Assistance	57,000.00	ISSUED AND UNISSUED	GROSS DEBT	NET DEBT	Beginning Balance	34,449.79	
Hospital, Clinics, First Aid		School	19,059,947		Transfer From Taxes	98,278.28	
Animal, Insect, & Rodent Control	9,500.00	Self-Liquidating	5,887,503	1,515,633	Redeemed	120,580.62	
Other Welfare Services		Other	14,873,498	14,873,498	Cancelled, Abated or Adjusted		
<b>RECREATION and CONSERVATION</b>		Total	39,820,949	16,389,131	Transfers to Foreclosed Property		
Beeches and Boardwalks	454,500.00	<b>ISSUED AND OUTSTANDING</b>			Ending Balance	12,147.45	
Perks, Playgrounds, Shade Trees	91,500.00	School	12,034,037.16		<b>PROPERTY ACQUIRED BY DEED OR FORECLOSURE</b>		
Land Reclamation & Conservation	28,000.00	Self-Liquidating	5,025,969.89		Beginning Balance	308,862.00	
Other Recreational Services		Other	14,616,883.06		Transfers From Taxes or Liens		
<b>EDUCATION (excluding schools)</b>		Total	31,676,890.11		Sale for Cash		
Libraries		<b>EQUALIZED VALUATION BASIS FOR NET DEBT COMPUTATION</b>			Cancelled, Abated or Adjusted		
Other Educational Services		1,105,591,002			Ending Balance	308,862.00	
<b>STATUTORY EXPENDITURES</b>		<b>REAL PROPERTY VALUATIONS</b>			<b>CURRENT FINANCES ENDING BALANCE ASSETS</b>		
Pensions & F. I. C. A.	932,049.00	Code	Class	# of Parcels	% VAL'N	ASSESSED VALUATION	
Employee Fringe Benefits	641,175.00	1	Vacant Land	526	2.60	Cash	3,231,316.17
Other Statutory Expenditures		2	Residential	7830	92.18	Taxes Receivable	969,871.68
<b>MUNICIPAL FUNCTIONS</b>		3	Farm			Tax Title Liens	12,147.45
CAPITAL IMPROVEMENTS	*MEMO* 50,000.00	4e	Commercial	115	4.78	Foreclosed Property	308,862.00
DEBT SERVICE		4b	Industrial			Emergencies & Other Deferred Charges	39,126.36
Principal Payments	1,205,741.46	4c	Apartments	15	.43	State and Federal Aid Receivable	9,923.11
Interest Payments	990,011.13	Total	8486			Other Receivables	75,833.93
<b>TYPE I SCHL DEBT *MEMO</b>		Land Area 6.39 Sq. Miles			Total		4,647,080.70
DEFERRED CHARGES	165,770.46	Net Valuation Taxable-Municipal	998,689,342		<b>LIABILITIES, RESERVES, AND SURPLUS</b>		
SCHOOL, COUNTY, SPECIAL DISTRICT TAXES	15,029,079.70	Net Valuation Taxable-County	1,106,036,336		Cash Liabilities	1,098,687.77	
RESERVE FOR UNCOLLECTED TAXES	1,507,029.18	State Equalized Valuation	1,073,826,802		Reserves for Receivables	1,366,715.06	
EXPENDITURES	TOTAL 29,367,606.27	State Equalization Ratio	92.97		Surplus	2,181,677.87	
					Total	4,647,080.70	

\* ABOVE DEBT SERVICE INCLUDES TYPE I SCHOOL DEBT

\*Includes County Health Service Taxes or County Open Space Tax. See Table 13.

0407

Population 1990 1,805  
 Population 1994 1,781  
 S & P Rating  
 Moody Rating BAA

General Tax Rate Per \$100. 2.99  
 State Equalized Tax Rate 2.97

**BROOKLAWN BOROUGH - CAMDEN CO.**  
 Form of Government:  
**Borough Council**  
 Number of Members on Governing Body - 6

PER CAPITA: PER CENT:  
 Gross Debt 952.43 Gross Debt 2.23  
 Net Debt 326.53 Net Debt .77  
 Debt Service 46.45 Tax Levy Collected 96.36  
 Total Tax Levy 1,304.07 Tax Levy Cancelled, Abated  
 Municipal Expenditures 961.76 or Adjusted

EXPENDITURES-CURRENT YEAR		REVENUES REALIZED-CURRENT YEAR			PROPERTY TAXES-CURRENT YEAR	
<b>GENERAL GOVERNMENT</b>		<b>REVENUES REALIZED-CURRENT YEAR</b>			<b>PROPERTY TAXES-CURRENT YEAR</b>	
Governing Body & Public Boards	12,296.25	Property Taxes Collected	2,240,020.66		STATE EQUALIZED TAX RATE	1.40
Municipal Clerk	29,963.05	Payments in Lieu of Taxes			Local District School Taxes	1,094,552.00
Financial Administration	73,551.63	Delinquent Tax & Lien Collections	211,745.25		Regional & Consolidated School Tax	
Assessment of Taxes	7,266.15	Business Personalty Replacement Taxes	28,528.64		School Taxes in Municipal Budget	
Collection of Taxes	20,058.08	Taxes from Public Utilities	133,273.00		County Taxes	.86 *
Planning, Housing & Development	5,263.30	Other Miscellaneous Tax Revenues	143,439.94		County Library Taxes	.03
Human Resources	17,722.00	State Aid Revenues			Local Municipal Purpose Taxes	.67
Elections	2,952.60	Fadaraal Aid Revenues			Veteran & Senior Citizen Taxes	
General Administration (other)	306,492.02				Total Taxes for Rate Computation	2.96
<b>JUDICIARY</b>		Sale of Acquired Property	443,715.06		Special District Taxes	
Municipal Courts	69,775.71	Other Miscellaneous Ravanues	3,200,722.55		Bank Corp. Taxes	
<b>PUBLIC SAFETY</b>			Total		Added and Omitted Taxes	
Fire Protection	43,300.65	Prior Yaars Surplus Appropriated	374,643.38		Total Taxes Levied - ABSTRACT	3,445.94
Police Protection	304,124.50	REVENUES	TOTAL		Total Taxes Billed	2,322,554.85
Civil Defense & Disaster Control	900.00	Rasarve For Uncollected Taxes	129,649.14		TAXES COLLECTED	2,240,020.66
Environmental Inspaction & Control	27,133.93	<b>CAPITAL OUTLAY</b>			Taxes Cancelled, Abated or Adjusted	
Other Public Safety			TOTAL		Transfer to Tax Title Liens or Foreclosad	9,197.15
<b>PUBLIC WORKS</b>			185,012.24		Ending Balance	75,326.39
Streets and Drainage	115,923.14	Public Enterprises			<b>PRIOR YEARS TAXES OUTSTANDING</b>	
Sewars and Sewage Processing	90,667.00	Recreation-Culture			Beginning Balance	64,225.09
Garbage and Trash Disposal	122,800.00	Public Works	138,522.69		Collected	51,685.67
Public Buildings and Grounds	13,831.65	Buildings and Grounds	46,489.55		Cancelled, Abated or Adjusted	484.27
Other Public Works	9,150.00	Library and Education			Transfers to Tax Title Liens or Foreclosed	7,120.27
<b>HEALTH and WELFARE</b>		Conservation			Ending Balance	4,934.88
Health Services Except Environmental	7,496.99	All Other			<b>TAX TITLE LIENS OUTSTANDING</b>	
Welfare-Public Assistance	853.90	<b>CAPITAL DEBT AUTHORIZED, ENDING BALANCE</b>			Beginning Balance	207,360.61
Hospital, Clinics, First Aid		ISSUED AND UNISSUED	GROSS DEBT	NET DEBT	Transfer From Taxes	13,154.57
Animal, Insect, & Rodent Control	1,000.00	School			Redeemed	160,059.53
Other Welfare Services		Self-Liquidating	1,114,731		Cancelled, Abated or Adjusted	1,966.31
<b>RECREATION and CONSERVATION</b>		Other	581,542	581,542	Transfers to Foreclosad Property	40,060.61
Baachas and Boardwalks		Total	1,696,273	581,542	Ending Balanca	18,428.68
Parks, Playgrounds, Shade Traes	12,000.00	<b>ISSUED AND OUTSTANDING</b>			<b>PROPERTY ACQUIRED BY DEED OR FORECLOSURE</b>	
Land Reclamation & Conservation		School			Beginning Balance	234,093.71
Other Recreational Services	7,000.00	Self-Liquidating		1,086,532.94	Transfers From Taxes or Liens	45,581.29
<b>EDUCATION (axcluding schools)</b>		Other		580,140.00	Sale for Cash	
Librarias		Total		1,666,672.94	Cancelled, Abated or Adjusted	
Other Educational Services		<b>EQUALIZED VALUATION BASIS</b>			Ending Balanca	279,675.00
<b>STATUTORY EXPENDITURES</b>		<b>FOR NET DEBT COMPUTATION</b>			<b>CURRENT FINANCES ENDING BALANCE</b>	
Pensions & F. I. C. A.	62,994.18	<b>REAL PROPERTY VALUATIONS</b>			<b>ASSETS</b>	
Employaa Fringe Benefits	127,278.90	Code	Class	# of Parcels	% VAL'N	ASSESSED VALUATION
Other Statutory Expenditures	1,215.90	1	Vacant Land	42	1.07	819,200.00
<b>MUNICIPAL FUNCTIONS</b>		2	Residential	677	66.34	50,877,850.00
<b>CAPITAL IMPROVEMENTS</b>		3	Farm			22,627,100.00
<b>*MEMO*</b>		4a	Commercial	60	29.50	963,200.00
<b>DEBT SERVICE</b>		4b	Industrial	4	1.26	1,406,200.00
Principal Payments	60,910.00	4c	Apartmants	4	1.83	76,693,550.00
Interest Payments	21,819.02	Total		787		
<b>DEFERRED CHARGES</b>		Land Area	.49	Sq Miles		
SCHOOL, COUNTY, SPECIAL DISTRICT TAXES	1,797,214.00	Net Valuation Taxable-Municipal			77,650,086	
RESERVE FOR UNCOLLECTED TAXES	129,649.14	Net Valuation Taxable-County			79,165,988	
EXPENDITURES	3,510,103.69	State Equalized Valuation			78,252,998	
		State Equalization Ratio			99.22	
					LIABILITIES, RESERVES, AND SURPLUS	
					Cash Liabilities	363,170.71
					Reserves for Receivables	461,714.16
					Surplus	399,989.95
					Total	1,224,874.82

0104

Population 1990 4,441  
 Population 1994 4,583  
 S & P Rating  
 Moody Rating BAA

General Tax Rate Par \$100. 3.65  
 State Equalized Tax Rate 2.31

**BUENA BOROUGH - ATLANTIC COUNTY**  
 Form of Government:  
**Borough Council**  
 Number of Members on Governing Body - 6

PER CAPITA:  
 Gross Debt 310.87  
 Net Debt 310.87  
 Debt Service 65.76  
 Total Tax Levy 815.74  
 Municipal Expenditures 588.73

PER CENT:  
 Gross Debt 1.01  
 Net Debt 1.01  
 Tax Levy Collected 91.24  
 Tax Levy Cancelled, Abated or Adjusted

EXPENDITURES-CURRENT YEAR		REVENUES REALIZED-CURRENT YEAR		PROPERTY TAXES-CURRENT YEAR	
<b>GENERAL GOVERNMENT</b>		<b>REVENUES REALIZED-CURRENT YEAR</b>		<b>STATE EQUALIZED TAX RATE</b>	
Governing Body & Public Boards	29,000.00	Property Taxes Collected	3,411,810.65	Local District School Taxes	
Municipal Clerk	39,424.00	Payments in Lieu of Taxes	9,046.00	Regional & Consolidated School Tax	1.01
Financial Administration	51,100.00	Delinquent Tax & Lien Collections	310,124.85	School Taxes in Municipal Budget	
Assessment of Taxes	18,000.00	Business Personalty Replacement Taxea	45,562.20	County Taxes	.50
Collection of Taxes	18,043.00	Taxes from Public Utilities	253,784.00	County Library Taxes	.03
Planning, Housing & Development	17,000.00	Other Miscellaneous Tax Revenues		Local Municipal Purpose Taxes	.77
Human Resources	54,475.78	State Aid Revenues	699,639.04	Veteran & Sanior Citizen Taxes	
Elections	6,700.00	Federal Aid Ravanues		Total Taxes for Rata Computetion	2.31
General Administration (other)	577,242.00			Special District Taxes	
<b>JUDICIARY</b>		Sale of Acquirad Property		Bank Corp. Taxes	
Municipal Courts	55,319.00	Other Miscallenaous Ravanues	275,629.55	Added and Omltted Taxes	
<b>PUBLIC SAFETY</b>		Total	5,005,596.29	Total Taxes Levied - ABSTRACT	
Fire Protection	13,378.00	Prior Years Surplus Appropriatad	80,000.00	Total Taxes Billed	3,738,544.21
Polica Protection	431,527.71	REVENUES	5,085,596.29	TAXES COLLECTED	3,411,810.65
Civil Delansa & Disastar Control	2,300.00	Rasarva For Uncollected Taxes	304,787.32	Taxes Cancelled, Abatad or Adjustad	
Environmantel Inspection & Control	26,500.00			Translar to Tax Title Liens or Foreclosad	117,733.23
Other Public Safety		<b>CAPITAL OUTLAY</b>	<b>TOTAL</b>	Ending Balanca	209,720.05
<b>PUBLIC WORKS</b>			33,466.16	<b>PRIOR YEARS TAXES OUTSTANDING</b>	
Streets and Drainaga	217,120.63	Public Enterprises		Beginning Balance	225,424.51
Sawers end Sawaga Processing		Recreation-Cultura		Collected	196,863.58
Gerbaga and Tresh Disposal	201,204.00	Public Works	33,466.16	Cancelled, Abatad or Adjustad	
Public Buildings and Grounds	27,234.00	Buildings and Grounds		Transfers to Tax Title Liens or Foraclosed	21,445.93
Other Public Works	11,100.00	Library end Education		Ending Balanca	7,115.00
<b>HEALTH and WELFARE</b>		Consarvation		<b>TAX TITLE LIENS OUTSTANDING</b>	
Health Sarvicas Except Environmantal	5,250.00	All Other		Beginning Balance	214,629.22
Walifara-Public Asistancia	5,200.00			Translar From Taxes	139,179.16
Hospital, Clinics, First Aid		<b>CAPITAL DEBT AUTHORIZED, ENDING BALANCE</b>		Redeemad	113,261.27
Animal, Insect, & Rodent Control	4,775.00	<b>ISSUED AND UNISSUED</b>		Cancelled, Abatad or Adjustad	
Other Walifere Sarvicas		School		Transfers to Foreclosed Property	
<b>RECREATION and CONSERVATION</b>		Self-Liquidating		Ending Balanca	240,547.11
Beachas end Boardwalks		Other	1,424,710	<b>PROPERTY ACQUIRED BY DEED OR FORECLOSURE</b>	
Perks, Playgrounds, Shada Trees		Total	1,424,710	Beginning Balance	104,700.00
Land Reclametion & Consarvation	4,000.00	<b>ISSUED AND OUTSTANDING</b>		Transfers From Taxes or Liens	
Other Recraational Sarvicas	9,800.00	School		Sela for Cesh	
<b>EDUCATION (axcluding schools)</b>		Self-Liquidating		Cancelled, Abatad or Adjustad	
Libraries		Other		Ending Balanca	104,700.00
Other Educational Sarvicas		Total	1,397,381.24	<b>CURRENT FINANCES ENDING BALANCE</b>	
<b>STATUTORY EXPENDITURES</b>		<b>EQUALIZED VALUATION BASIS FOR NET DEBT COMPUTATION</b>	<b>140,776,761</b>	<b>ASSETS</b>	
Panslons & F. I. C. A.	114,086.00	<b>REAL PROPERTY VALUATIONS</b>		Cash	468,879.43
Employee Fringe Benefits	142,700.00	Code Class # of Parcels % VAL'N		Taxes Receivable	216,835.05
Other Statutory Expenditures	2,500.00	1 Vacant Land 244 2.06	1,963,000.00	Tax Title Liens	240,547.11
<b>MUNICIPAL FUNCTIONS</b>		2 Residential 1114 64.24	61,294,100.00	Foreclosad Property	104,700.00
<b>CAPITAL IMPROVEMENTS</b>		3 Farm 264 8.66	8,266,900.00	Emergancias & Other Delerred Chargas	17,000.00
<b>DEBT SERVICE</b>		4e Commercial 112 14.26	13,608,100.00	Stata and Federal Aid Receivable	73,215.51
Principal Payments	207,093.47	4b Industrial 6 7.47	7,131,200.00	Other Receivables	11,334.37
Intarast Payments	94,279.88	4c Apartments 5 3.30	3,151,000.00	Total	1,132,511.47
<b>DEFERRED CHARGES</b>		Total	95,414,300.00	<b>LIABILITIES, RESERVES, AND SURPLUS</b>	
SCHOOL, COUNTY, SPECIAL DISTRICT TAXES	7,000.00	Land Area 7.40 Sq. Miles		Cash Liabilities	323,453.15
RESERVE FOR UNCOLLECTED TAXES	2,547,143.85	Net Valuation Taxable-Municipal	97,672,024	Reserves for Receivables	573,416.53
EXPENDITURES	5,245,283.64	Net Valuation Taxable-County	152,227,081	Surplus	235,641.79
		State Equalized Valuation	152,824,712	Total	1,132,511.47
		State Equalization Ratio	63.37		

0105

Population 1990 7,655  
 Population 1994 7,966  
 S & P Rating  
 Moody Rating

General Tax Rate Per \$100. 2.19  
 State Equalized Tax Rate 1.86

**BUENA VISTA TOWNSHIP - ATLANTIC CO.**  
 Form of Government:  
**Township Committee**  
 Number of Members on Governing Body - 5

PER CAPITA:  
 Gross Debt 4.64  
 Net Debt 4.64  
 Debt Service 2.36  
 Total Tax Levy 677.41  
 Municipal Expenditures 383.65

PER CENT:  
 Gross Debt .01  
 Net Debt .01  
 Tax Levy Collected 86.41  
 Tax Levy Cancelled, Abated or Adjusted .43

EXPENDITURES-CURRENT YEAR		REVENUES REALIZED-CURRENT YEAR		PROPERTY TAXES-CURRENT YEAR	
<b>GENERAL GOVERNMENT</b>		<b>REVENUES REALIZED-CURRENT YEAR</b>		<b>STATE EQUALIZED TAX RATE</b>	
Governing Body & Public Boards		Property Taxes Collected	6,662,936.87	Local District School Taxes	
Municipal Clerk		Payments in Lieu of Taxes	6,367.68	Regional & Consolidated School Tax	1.09
Financial Administration	43,905.00	Delinquent Tax & Lien Collections	659,062.30	School Taxes in Municipal Budget	
Assessment of Taxes	32,056.45	Business Personalty Replacement Taxes	45,571.32	County Taxes	.52 *
Collection of Taxes	66,610.86	Taxes from Public Utilities	556,253.00	County Library Taxes	.04
Planning, Housing & Development	8,905.04	Other Miscellaneous Tax Revenues		Local Municipal Purpose Taxes	.22
Human Resources	44,934.00	State Aid Revenues	680,572.89	Veteran & Senior Citizen Taxes	
Elections	5,980.00	Federal Aid Revenues		Total Taxes for Rate Computation	1.87
General Administration (other)	332,756.22			Special District Taxes	
<b>JUDICIARY</b>		Sale of Acquired Property		Bank Corp. Taxes	
Municipal Courts	55,614.34	Other Miscellaneous Revenues	294,213.51	Added and Omitted Taxes	
<b>PUBLIC SAFETY</b>				Total Taxes Levied - ABSTRACT	5,396,249.07
Fire Protection		Prior Years Surplus Appropriated	442,000.00	Total Taxes Billed	5,396,249.07
Police Protection	65,809.40	<b>REVENUES TOTAL</b>	<b>7,346,977.57</b>	<b>TAXES COLLECTED</b>	<b>4,662,936.87</b>
Civil Defense & Disaster Control		Reserve For Uncollected Taxes	795,986.85	Taxes Cancelled, Abated or Adjusted	23,008.02
Environmental Inspection & Control				Transfer to Tax Title Liens or Foreclosed	100,037.79
Other Public Safety		<b>CAPITAL OUTLAY TOTAL</b>	<b>20,990.00</b>	Ending Balance	610,266.39
<b>PUBLIC WORKS</b>				<b>PRIOR YEARS TAXES OUTSTANDING</b>	
Streets and Drainage	967,886.09	Public Enterprises		Beginning Balance	599,486.02
Sewers and Sewage Processing	7,055.50	Recreation-Culture		Collected	563,170.46
Garbage and Trash Disposal	419,200.00	Public Works	20,990.00	Cancelled, Abated or Adjusted	
Public Buildings and Grounds	72,000.00	Buildings and Grounds		Transfers to Tax Title Liens or Foreclosed	
Other Public Works		Library and Education		Ending Balance	36,315.56
<b>HEALTH and WELFARE</b>		Conservation		<b>TAX TITLE LIENS OUTSTANDING</b>	
Health Services Except Environmental		All Other		Beginning Balance	1,419,516.47
Welfare-Public Assistance	8,600.00			Transfer From Taxes	69,570.08
Hospital, Clinics, First Aid		<b>CAPITAL DEBT AUTHORIZED, ENDING BALANCE</b>		Redeemed	95,891.84
Animal, Insect, & Rodent Control	15,000.00	<b>ISSUED AND UNISSUED</b>		Cancelled, Abated or Adjusted	
Other Welfare Services		School		Transfers to Foreclosed Property	203,244.16
<b>RECREATION and CONSERVATION</b>		Self-Liquidating		Ending Balance	1,189,950.55
Beeches and Boardwalks		Other	37,000	<b>PROPERTY ACQUIRED BY DEED OR</b>	
Parks, Playgrounds, Shede Trees	33,430.80	Total	37,000	<b>FORECLOSURE</b>	
Land Reclamation & Conservation				Beginning Balance	1,230,527.24
Other Recreational Services		<b>ISSUED AND OUTSTANDING</b>		Transfers From Taxes or Liens	233,711.87
<b>EDUCATION (excluding schools)</b>		School		Sale for Cash	
Libraries		Self-Liquidating		Cancelled, Abated or Adjusted	
Other Educational Services		Other	28,000.00	Ending Balance	1,464,239.11
<b>STATUTORY EXPENDITURES</b>		Total	28,000.00	<b>CURRENT FINANCES ENDING BALANCE</b>	
Pensions & F. I. C. A.	50,050.89	<b>EQUALIZED VALUATION BASIS</b>		<b>ASSETS</b>	
Employee Fringe Benefits		<b>FOR NET DEBT COMPUTATION</b>	263,392,382	Cash	634,879.24
Other Statutory Expenditures	2,888.64	<b>REAL PROPERTY VALUATIONS</b>		Taxes Receivable	646,581.95
<b>MUNICIPAL FUNCTIONS</b>		<b>Code Class # of Parcels % VAL'N ASSESSED VALUATION</b>		Tax Title Liens	1,189,950.55
<b>CAPITAL IMPROVEMENTS</b>	<b>* MEMO *</b>	1 Vacant Land 5766 12.13 27,702,500.00		Foreclosed Property	1,464,239.11
<b>DEBT SERVICE</b>		2 Residential 2087 70.89 161,956,800.00		Emergencies & Other Deferred Charges	4,505.20
Principal Payments	17,000.00	3 Farm 419 7.27 16,620,000.00		State and Federal Aid Receivable	605,162.68
Interest Payments	1,825.00	4a Commercial 86 7.86 17,955,000.00		Other Receivables	2,441.00
		4b Industrial 11 1.85 4,224,700.00		Total	4,547,759.73
		4c Apartments		<b>LIABILITIES, RESERVES, AND SURPLUS</b>	
		Total 8369 229,459,000.00		Cash Liabilities	304,844.47
<b>DEFERRED CHARGES</b>		Land Area 41.83 Sq. Miles		Reserves for Receivables	3,919,793.09
SCHOOL, COUNTY, SPECIAL DISTRICT TAXES	8,676.07	Net Valuation Taxable-Municipal	230,406,437	Surplus	323,122.17
SCHOOL, COUNTY, SPECIAL DISTRICT TAXES	4,753,073.32	Net Valuation Taxable-County	275,987,352	Total	4,547,759.73
RESERVE FOR UNCOLLECTED TAXES	795,986.85	State Equalized Valuation	270,249,257		
<b>EXPENDITURES</b>	<b>TOTAL</b>	State Equalization Ratio	85.15		
	7,809,244.47				

\*Includes County Health Service Taxes or County Open Space Tax. See Table 13.

0305

Population 1990 9,835  
 Population 1994 9,672  
 S & P Rating  
 Moody Rating A1

General Tax Rate Per \$100. 2.07  
 State Equalized Tax Rate 2.21

**BURLINGTON CITY - BURLINGTON COUNTY**  
 Form of Government:  
**Special Charter (P.L. 1851 c. 149)**  
 Number of Members on Governing Body - 12

PER CAPITA:  
 Gross Debt 1,656.17  
 Net Debt 415.30  
 Debt Service 70.38  
 Total Tax Levy 932.06  
 Municipal Expenditures 986.92

PER CENT.  
 Gross Debt 4.14  
 Net Debt 1.04  
 Tax Levy Collected 92.74  
 Tax Levy Cancelled, Abated or Adjusted .60

EXPENDITURES-CURRENT YEAR		REVENUES REALIZED-CURRENT YEAR		PROPERTY TAXES-CURRENT YEAR	
<b>GENERAL GOVERNMENT</b>		<b>REVENUES REALIZED-CURRENT YEAR</b>		<b>PROPERTY TAXES-CURRENT YEAR</b>	
Governing Body & Public Boards	169,290.00	Property Taxes Collected	8,364,405.11	STATE EQUALIZED TAX RATE	
Municipal Clerk	144,528.00	Payments in Lieu of Taxes		Local District School Taxes	
Financial Administration	256,632.00	Delinquent Tax & Lien Collections	665,691.30	Regional & Consolidated School Tax	
Assessment of Taxes	38,625.00	Business Personality Replacement Taxes	131,446.68	School Taxes in Municipal Budget	1.48
Collection of Taxes	131,062.00	Taxes from Public Utilities	5,346,973.00	County Taxes	.50 *
Planning, Housing & Development	59,562.00	Other Miscellaneous Tax Revenues		County Library Taxes	-.03
Human Resources	10,664.00	State Aid Revenues	1,225,357.85	Local Municipal Purpose Taxes	-.19
Elections		Federal Aid Revenues		Veteran & Senior Citizen Taxes	
General Administration (other)	553,062.00			Total Taxes for Rate Computation	2.20
<b>JUDICIARY</b>				Special District Taxes	
Municipal Courts	193,237.00	Sale of Acquired Property		Bank Corp. Taxes	
<b>PUBLIC SAFETY</b>		Other Miscellaneous Revenues	886,168.94	Added and Omitted Taxes	
Fire Protection	294,111.00			Total Taxes Levied - ABSTRACT	9,014,850.74
Police Protection	2,238,850.00	Total	16,620,042.88	Total Taxes Billed	9,019,492.23
Civil Defense & Disaster Control	2,235.00	Prior Years Surplus Appropriated	1,093,383.00	<b>TAXES COLLECTED</b>	8,364,405.11
Environmental Inspection & Control	158,110.00	<b>REVENUES TOTAL</b>	17,713,425.88	Taxes Cancelled, Abated or Adjusted	53,995.68
Other Public Safety		Reserve For Uncollected Taxes	795,000.00	Transfer to Tax Title Liens or Foreclosed	43,592.18
<b>PUBLIC WORKS</b>		<b>CAPITAL OUTLAY TOTAL</b>	879,923.89	Ending Balance	
Streets and Drainage	611,940.58			<b>PRIOR YEARS TAXES OUTSTANDING</b>	
Sewers and Sewage Processing		Public Enterprises	226,661.74	Beginning Balance	682,326.79
Garbage and Trash Disposal	552,420.00	Recreation-Culture		Collected	660,643.94
Public Buildings and Grounds	241,586.00	Public Works	27,233.55	Cancelled, Abated or Adjusted	1,268.25
Other Public Works	316,443.00	Buildings and Grounds	524,784.76	Transfers to Tax Title Liens or Foreclosed	
<b>HEALTH and WELFARE</b>		Library and Education	101,243.84	Ending Balance	20,416.60
Health Services Except Environmental	34,809.00	Conservation		<b>TAX TITLE LIENS OUTSTANDING</b>	
Welfare-Public Assistance	68,940.00	All Other		Beginning Balance	176,908.91
Hospital, Clinics, First Aid				Transfer From Taxes	43,592.18
Animal, Insect, & Rodent Control	2,330.00	<b>CAPITAL DEBT AUTHORIZED, ENDING BALANCE</b>		Redeemed	5,047.36
Other Welfare Services	1,100.00	<b>ISSUED AND UNISSUED</b>		Cancelled, Abated or Adjusted	
<b>RECREATION and CONSERVATION</b>		<b>GROSS DEBT</b>		Transfers to Foreclosed Property	
Beeches and Boardwalks		School	1,000,000	Ending Balance	215,453.73
Parks, Playgrounds, Shade Trees	170,406.00	Self-Liquidating	11,001,719	<b>PROPERTY ACQUIRED BY DEED OR FORECLOSURE</b>	
Land Reclamation & Conservation		Other	4,016,740	Beginning Balance	489,250.00
Other Recreational Services	133,043.00	Total	16,018,459	Transfers From Taxes or Liens	
<b>EDUCATION (excluding schools)</b>		<b>ISSUED AND OUTSTANDING</b>		Sale for Cash	
Libraries	33,950.00	School	1,000,000.00	Cancelled, Abated or Adjusted	
Other Educational Services		Self-Liquidating	8,484,696.48	Transfers to Foreclosed Property	
<b>STATUTORY EXPENDITURES</b>		Other	3,399,340.39	Ending Balance	489,250.00
Pensions & F. I. C. A.	518,500.00	Total	12,884,036.87	<b>CURRENT FINANCES ENDING BALANCE</b>	
Employee Fringe Benefits	1,064,095.00	<b>EQUALIZED VALUATION BASIS FOR NET DEBT COMPUTATION</b>	387,032,150	<b>ASSETS</b>	
Other Statutory Expenditures	20,000.00	<b>REAL PROPERTY VALUATIONS</b>		Cash	3,102,647.70
<b>MUNICIPAL FUNCTIONS</b>		<b>Code Class # of Parcels % VAL'N ASSESSED VALUATION</b>		Taxes Receivable	577,913.86
<b>CAPITAL IMPROVEMENTS</b>		1 Vacant Land 271 1.54	6,519,100.00	Tax Title Liens	215,453.73
<b>DEBT SERVICE</b>		2 Residential 3101 67.24	284,140,500.00	Foreclosed Property	489,250.00
Principal Payments	398,643.73	3 Farm 7 .03	121,900.00	Emergencies & Other Deferred Charges	100,000.00
Interest Payments	282,082.50	4a Commercial 352 20.51	86,690,000.00	State and Federal Aid Receivable	351,051.74
<b>TYPE I SCHL DEBT *MEMO</b>	174,250.00	4b Industrial 16 8.27	34,933,800.00	Other Receivables	247,088.15
DEFERRED CHARGES	50,237.50	4c Apartments 15 2.41	10,178,700.00	Total	5,083,405.18
SCHOOL, COUNTY, SPECIAL DISTRICT TAXES	8,107,282.48	Total	422,584,000.00	<b>LIABILITIES, RESERVES, AND SURPLUS</b>	
RESERVE FOR UNCOLLECTED TAXES	795,000.00	Land Area 3.44 Sq. Miles		Cash Liabilities	1,700,823.94
<b>EXPENDITURES TOTAL</b>	17,652,776.79	Net Valuation Taxable-Municipal	430,726,156	Reserves for Receivables	1,527,715.24
		Net Valuation Taxable-County	393,775,297	Surplus	1,854,866.00
		State Equalized Valuation	404,042,475	Total	5,083,405.18
		State Equalization Ratio	106.74		

\* ABOVE DEBT SERVICE INCLUDES TYPE I SCHOOL DEBT

\*Includes County Health Service Taxes or County Open Specie Tax. See Table 13.

0306

Population 1990 12,654  
 Population 1994 13,906  
 S & P Rating  
 Moody Rating A1

General Tax Rate Per \$100. 2.22  
 State Equalized Tax Rate 2.20

**BURLINGTON TWP. - BURLINGTON CO.**  
 Form of Government:  
**Mayor-Council Plan E (OMCL 50)**  
 Number of Members on Governing Body - 7

PER CAPITA:  
 Gross Debt 1,978.61  
 Net Debt 963.02  
 Debt Service 84.15  
 Total Tax Levy 1,278.14  
 Municipal Expenditures 875.43

PER CENT:  
 Gross Debt 3.58  
 Net Debt 1.74  
 Tax Levy Collected 94.91  
 Tax Levy Cancelled, Abated or Adjusted .33

EXPENDITURES-CURRENT YEAR		REVENUES REALIZED-CURRENT YEAR		PROPERTY TAXES-CURRENT YEAR	
<b>GENERAL GOVERNMENT</b>		<b>REVENUES REALIZED-CURRENT YEAR</b>		<b>STATE EQUALIZED TAX RATE</b>	
Governing Body & Public Boards	165,015.00	Property Taxes Collected	16,880,133.62	Local District School Taxes	1.28 9,620,158.00
Municipal Clerk	153,498.00	Payments in Lieu of Taxes		Regional & Consolidated School Tax	
Financial Administration	136,542.25	Delinquent Tax & Lien Collections	1,028,017.95	School Taxes in Municipal Budget	
Assessment of Taxes	165,418.00	Business Personalty Replacement Taxes	335,207.84	County Taxes	.51 * 3,792,477.43
Collection of Taxes	185,859.00	Taxes from Public Utilities	4,563,338.00	County Library Taxes	.03 260,507.70
Planning, Housing & Development	83,239.00	Other Miscellaneous Tax Revenues		Local Municipal Purpose Taxes	.38 2,850,000.00
Human Resources	127,943.75	State Aid Revenues	665,064.13	Veteran & Senior Citizen Taxes	
Elections		Federal Aid Revenues		Total Taxes for Rate Computation	2.20 16,611,943.13
General Administration (other)	1,134,951.00			Special District Taxes	662,593.00
<b>JUDICIARY</b>				Bank Corp. Taxes	
Municipal Courts	152,111.00	Sale of Acquired Property		Added and Omitted Taxes	588,147.68
<b>PUBLIC SAFETY</b>		Other Miscellaneous Revenues	2,397,784.54	Total Taxes Levied - ABSTRACT	17,773,883.81
Fire Protection	21,654.00			Total Taxes Billed	17,785,657.65
Police Protection	2,642,655.91	Prior Years Surplus Appropriated	1,475,679.69	<b>TAXES COLLECTED</b>	16,880,133.62
Civil Defense & Disaster Control	2,781.00	<b>REVENUES TOTAL</b>	27,345,225.77	Taxes Cancelled, Abated or Adjusted	57,995.78
Environmental Inspection & Control	318,696.00	Reserve For Uncollected Taxes	1,742,440.09	Transfer to Tax Title Liens or Foreclosed	32,009.05
Other Public Safety	9,202.00	<b>CAPITAL OUTLAY TOTAL</b>	1,398,329.09	Ending Balance	815,519.20
<b>PUBLIC WORKS</b>				<b>PRIOR YEARS TAXES OUTSTANDING</b>	
Streets and Drainage	933,922.18	Public Enterprises	132,866.58	Beginning Balance	1,147,698.05
Sewers and Sewage Processing	8,120.00	Recreation-Culture	10,990.00	Collected	1,005,623.87
Garbage and Trash Disposal	684,009.00	Public Works		Cancelled, Abated or Adjusted	31,550.52
Public Buildings and Grounds	381,820.00	Buildings and Grounds	1,254,472.51	Transfers to Tax Title Liens or Foreclosed	23,206.41
Other Public Works	118,768.00	Library and Education		Ending Balance	87,317.25
<b>HEALTH and WELFARE</b>		Conservation		<b>TAX TITLE LIENS OUTSTANDING</b>	
Health Services Except Environmental		All Other		Beginning Balance	87,619.63
Welfare-Public Assistance		<b>CAPITAL DEBT AUTHORIZED, ENDING BALANCE</b>		Transfer From Taxes	56,380.06
Hospital, Clinics, First Aid		ISSUED AND UNISSUED	GROSS DEBT	Redeemed	22,394.08
Animal, Insect, & Rodent Control		School	7,354,000	Cancelled, Abated or Adjusted	
Other Welfare Services	40,963.00	Self-Liquidating	12,372,917	Transfers to Foreclosed Property	
<b>RECREATION and CONSERVATION</b>		Other	7,787,660	Ending Balance	121,605.61
Beaches and Boardwalks		Total	27,514,578	<b>PROPERTY ACQUIRED BY DEED OR FORECLOSURE</b>	
Parks, Playgrounds, Shade Trees	28,152.00	<b>ISSUED AND OUTSTANDING</b>		Beginning Balance	411,800.50
Land Reclamation & Conservation	300.00	School	7,104,000.00	Transfers From Taxes or Liens	
Other Recreational Services	154,452.00	Self-Liquidating	1,548,000.00	Sale for Cash	
<b>EDUCATION (excluding schools)</b>		Other	5,869,000.00	Cancelled, Abated or Adjusted	
Libraries	2,500.00	Total	14,521,000.00	Ending Balance	411,800.50
Other Educational Services		<b>EQUALIZED VALUATION BASIS FOR NET DEBT COMPUTATION</b>		<b>CURRENT FINANCES ENDING BALANCE ASSETS</b>	
<b>STATUTORY EXPENDITURES</b>				Cash	7,416,665.22
Pensions & F. I. C. A.	748,600.00			Taxes Receivable	902,836.45
Employee Fringe Benefits	853,200.00			Tax Title Liens	121,605.61
Other Statutory Expenditures	6,500.00			Foreclosed Property	411,800.50
<b>MUNICIPAL FUNCTIONS TOTAL</b>				Emergencies & Other Deferred Charges	
CAPITAL IMPROVEMENTS * MEMO *	9,260,872.09			State and Federal Aid Receivable	
DEBT SERVICE	60,000.00			Other Receivables	16,027.51
Principal Payments	810,000.00			Total	8,868,935.29
Interest Payments	360,157.75			<b>LIABILITIES, RESERVES, AND SURPLUS</b>	
<b>DEFERRED CHARGES</b>				Cash Liabilities	3,583,339.17
SCHOOL, COUNTY, SPECIAL DISTRICT TAXES	200.00			Reserves for Receivables	1,452,270.07
RESERVE FOR UNCOLLECTED TAXES	14,335,736.13			Surplus	3,833,326.05
EXPENDITURES TOTAL	1,742,440.09			Total	8,868,935.29
	26,509,406.06				

\*Includes County Health Service Taxes or County Open Space Tax. See Table 13.

1403

Population 1990 7,392  
 Population 1994 7,734  
 S & P Rating  
 Moody Rating A

General Tax Rate Per \$100 4.09  
 State Equalized Tax Rate 2.80

**BUTLER BOROUGH - MORRIS COUNTY**  
 Form of Government:  
**Borough Council**  
 Number of Members on Governing Body - 6

PER CAPITA:  
 Gross Debt 826.50  
 Net Debt 499.90  
 Debt Service 72.23  
 Total Tax Levy 1,517.40  
 Municipal Expenditures 824.91

PER CENT:  
 Gross Debt 1.51  
 Net Debt .91  
 Tax Levy Collected 98.04  
 Tax Levy Cancelled, Abated or Adjusted .03

EXPENDITURES-CURRENT YEAR		REVENUES REALIZED-CURRENT YEAR		PROPERTY TAXES-CURRENT YEAR	
<b>GENERAL GOVERNMENT</b>		<b>REVENUES REALIZED-CURRENT YEAR</b>		<b>STATE EQUALIZED TAX RATE</b>	
Governing Body & Public Boards		Property Taxes Collected	11,487,874.53	Local District School Taxes	1.89
Municipal Clerk		Payments in Lieu of Taxes		Regional & Consolidated School Tax	
Financial Administration		Delinquent Tax & Lien Collections	291,014.47	School Taxes in Municipal Budget	
Assessment of Taxes	32,211.00	Business Personalty Replacement Taxes	173,768.44	County Taxes	.32 *
Collection of Taxes	24,785.00	Taxes from Public Utilities	764,159.80	County Library Taxes	
Planning, Housing & Development	58,959.00	Other Miscellaneous Tax Revenues		Local Municipal Purpose Taxes	.79
Human Resources	79,739.00	State Aid Revenues	519,404.40	Veteran & Senior Citizen Taxes	
Elections		Federal Aid Revenues		Total Taxes for Rate Computation	2.80
General Administration (other)	366,075.00			Special District Taxes	
<b>JUDICIARY</b>		Sale of Acquired Property		Bank Corp. Taxes	
Municipal Courts	54,572.00	Other Miscellaneous Revenues	1,695,972.91	Added and Omitted Taxes	
<b>PUBLIC SAFETY</b>				Total Taxes Levied - ABSTRACT	11,735,555.92
Fire Protection	127,599.00	Prior Years Surplus Appropriated	290,000.00	Total Taxes Billed	11,717,502.51
Police Protection	971,662.00	<b>REVENUES TOTAL</b>	<b>15,222,194.55</b>	<b>TAXES COLLECTED</b>	<b>11,487,874.53</b>
Civil Defense & Disaster Control	4,300.00	Raserva For Uncollected Taxes	475,039.00	Taxes Cancelled, Abated or Adjusted	3,602.52
Environmental Inspection & Control	46,163.00			Transfer to Tax Title Liens or Foreclosed	1,455.42
Other Public Safety		<b>CAPITAL OUTLAY TOTAL</b>	<b>631,612.44</b>	Ending Balance	224,570.04
<b>PUBLIC WORKS</b>		Public Enterprises	203,051.49	<b>PRIOR YEARS TAXES OUTSTANDING</b>	
Streets and Drainage	401,469.00	Recreation-Culture		Beginning Balance	271,694.59
Sewers and Sewage Processing	1,497,416.00	Public Works	350,253.11	Collected	268,945.00
Garbage and Trash Disposal	666,700.00	Buildings and Grounds	78,307.84	Cancelled, Abated or Adjusted	
Public Buildings and Grounds	32,831.00	Library and Education		Transfers to Tax Title Liens or Foreclosed	
Other Public Works		Conservation		Ending Balance	2,749.59
<b>HEALTH and WELFARE</b>		All Other		<b>TAX TITLE LIENS OUTSTANDING</b>	
Health Services Except Environmental	65,200.00			Beginning Balance	86,060.14
Welfare-Public Assistance	2,000.00	<b>CAPITAL DEBT AUTHORIZED, ENDING BALANCE</b>		Transfer From Taxes	1,455.42
Hospital, Clinics, First Aid	11,522.00	ISSUED AND UNISSUED		Redeemed	22,069.47
Animal, Insect, & Rodent Control	4,000.00	School		Cancelled, Abated or Adjusted	
Other Welfare Services		Self-Liquidating	2,694,996	Transfers to Foreclosed Property	
<b>RECREATION and CONSERVATION</b>		Other	3,697,160	Ending Balance	65,446.09
Baaches and Boardwalks		Total	6,392,156	<b>PROPERTY ACQUIRED BY DEED OR FORECLOSURE</b>	
Perks, Playgrounds, Shade Trees	400.00	ISSUED AND OUTSTANDING		Beginning Balance	17,000.00
Land Reclamation & Conservation	10,478.00	School		Transfers From Taxes or Liens	
Other Recreational Services	67,269.00	Self-Liquidating	2,165,000.00	Sale for Cash	
<b>EDUCATION (excluding schools)</b>		Other	2,878,799.00	Cancelled, Abated or Adjusted	
Libraries	159,244.00	Total	5,043,799.00	Ending Balance	17,000.00
Other Educational Services	6,225.00	<b>EQUALIZED VALUATION BASIS FOR NET DEBT COMPUTATION</b>	<b>422,865,162</b>	<b>CURRENT FINANCES ENDING BALANCE</b>	
<b>STATUTORY EXPENDITURES</b>		<b>REAL PROPERTY VALUATIONS</b>		<b>ASSETS</b>	
Pensions & F. I. C. A.	302,250.00	Code Class # of Parcels % VAL'N	ASSESSED VALUATION	Cash	1,845,197.83
Employer Fringe Benefits	209,000.00	1 Vacant Land 123 2.37	6,740,300.00	Taxes Receivable	227,319.63
Other Statutory Expenditures	20,000.00	2 Residential 2005 77.10	219,687,500.00	Tax Title Liens	65,446.09
<b>MUNICIPAL FUNCTIONS TOTAL</b>	<b>5,222,067.00</b>	3 Farm		Foreclosed Property	17,000.00
<b>CAPITAL IMPROVEMENTS *MEMO*</b>	<b>619,527.00</b>	4a Commercial 125 12.60	35,891,800.00	Emergencies & Other Deferred Charges	
<b>DEBT SERVICE</b>		4b Industrial 19 5.13	14,611,300.00	State and Federal Aid Receivable	11,587.53
Principal Payments	392,000.00	4c Apartments 8 2.80	7,989,100.00	Other Receivables	217,888.00
Interest Payments	166,640.00	Total	234,920,000.00	Total	2,384,439.08
<b>DEFERRED CHARGES</b>	<b>124,139.55</b>	Land Area 1.97 Sq. Miles		<b>LIABILITIES, RESERVES, AND SURPLUS</b>	
SCHOOL, COUNTY, SPECIAL DISTRICT TAXES	8,405,454.24	Net Valuation Taxable-Municipal	285,915,644	Cash Liabilities	1,402,721.06
RESERVE FOR UNCOLLECTED TAXES	475,039.00	Net Valuation Taxable-County	423,616,163	Reserves for Receivables	527,653.72
<b>EXPENDITURES TOTAL</b>	<b>14,785,339.79</b>	State Equalized Valuation	417,119,494	Surplus	454,064.30
		State Equalization Ratio	68.47	Total	2,384,439.08

\*Includes County Health Service Taxes or County Open Space Tax. See Table 13.

1934

Population 1990 8,048  
 Population 1994 8,542  
 S & P Rating  
 Moody Rating

General Tax Rate Per \$100. 4.14  
 State Equalized Tax Rate 2.63

**BYRAM TOWNSHIP - SUSSEX COUNTY**  
 Form of Government:  
**Council-Manager Plan B (OMCL 50)**  
 Number of Members on Governing Body - 5

PER CAPITA: Gross Debt 667.04 PER CENT: Gross Debt 1.18  
 Net Debt 443.57 Net Debt .79  
 Debt Service 8.42 Tax Levy Collected 95.20  
 Total Tax Levy 1,482.48 Tax Levy Cancelled, Abated  
 Municipal Expenditures 637.50 or Adjusted .29

EXPENDITURES-CURRENT YEAR		REVENUES REALIZED-CURRENT YEAR		PROPERTY TAXES-CURRENT YEAR	
<b>GENERAL GOVERNMENT</b>		<b>REVENUES REALIZED-CURRENT YEAR</b>		<b>PROPERTY TAXES-CURRENT YEAR</b>	
Governing Body & Public Boards		Property Taxes Collected	12,081,149.10	STATE EQUALIZED TAX RATE	
Municipal Clerk		Payments in Lieu of Taxes		Local District School Taxes	.93 4,665,309.00
Financial Administration	79,860.75	Delinquent Tax & Lien Collections	488,067.70	Regional & Consolidated School Tax	.55 2,631,002.08
Assessment of Taxes	230,185.97	Business Personality Replacement Taxes	31,666.60	School Taxes in Municipal Budget	
Collection of Taxes	74,104.00	Taxes from Public Utilities	372,307.60	County Taxes	.45 * 2,175,269.69
Planning, Housing & Development	40,649.17	Other Miscellaneous Tax Revenues		County Library Taxes	.04 182,467.08
Human Resources	105,952.00	State Aid Revenues	475,445.32	Local Municipal Purpose Taxes	.66 3,191,072.29
Elections	8,500.00	Federal Aid Revenues		Veteran & Senior Citizen Taxes	
General Administration (other)	558,325.51			Total Taxes for Rate Computation	2.63 12,689,070.13
<b>JUDICIARY</b>		Sale of Acquired Property		Special District Taxes	
Municipal Courts	67,772.20	Other Miscellaneous Revenues	401,562.80	Bank Corp. Taxes	
<b>PUBLIC SAFETY</b>				Added and Omitted Taxes	
Fire Protection	102,543.79	Total	13,850,199.12	Total Taxes Levied - ABSTRACT	12,663,357.55
Police Protection	905,605.24	Prior Years Surplus Appropriated	525,000.00	Total Taxes Billed	12,690,916.83
Civil Defense & Disaster Control	700.89	REVENUES	14,375,199.12	TAXES COLLECTED	12,081,149.10
Environmental Inspection & Control	73,946.00	Reserve For Uncollected Taxes	706,780.83	Taxes Cancelled, Abated or Adjusted	36,959.90
Other Public Safety		CAPITAL OUTLAY	415,658.51	Transfer to Tax Title Liens or Foreclosed	45,643.28
<b>PUBLIC WORKS</b>				Ending Balance	527,164.55
Streets and Drainage	870,701.98	Public Enterprises		<b>PRIOR YEARS TAXES OUTSTANDING</b>	
Sewers and Sewage Processing	94,973.72	Recreation-Culture	19,425.00	Beginning Balance	477,359.19
Garbage and Trash Disposal	590,000.00	Public Works	52,497.27	Collected	456,861.25
Public Buildings and Grounds	34,285.00	Buildings and Grounds	343,736.24	Cancelled, Abated or Adjusted	
Other Public Works	37,000.00	Library and Education		Transfers to Tax Title Liens or Foreclosed	6,350.80
<b>HEALTH and WELFARE</b>		Conservation		Ending Balance	14,147.14
Health Services Except Environmental	1,497.50	All Other		<b>TAX TITLE LIENS OUTSTANDING</b>	
Welfare-Public Assistance	3,153.00	<b>CAPITAL DEBT AUTHORIZED, ENDING BALANCE</b>		Beginning Balance	287,193.39
Hospital, Clinics, First Aid		ISSUED AND UNISSUED		Transfer From Taxes	52,743.39
Animal, Insect, & Rodent Control	21,063.00	School	1,908,936	Redeemed	31,206.45
Other Welfare Services		Self-Liquidating		Cancelled, Abated or Adjusted	57,091.39
<b>RECREATION and CONSERVATION</b>		Other	3,788,938	Transfers to Foreclosed Property	
Beaches and Boardwalks		Total	5,697,874	Ending Balance	251,638.94
Parks, Playgrounds, Shade Trees	35,362.80	<b>ISSUED AND OUTSTANDING</b>		<b>PROPERTY ACQUIRED BY DEED OR FORECLOSURE</b>	
Land Reclamation & Conservation	24,303.70	School	1,908,936.89	Beginning Balance	149,300.00
Other Recreational Services	13,369.83	Self-Liquidating		Transfers From Taxes or Liens	
<b>EDUCATION (excluding schools)</b>		Other	1,393,000.00	Sale for Cash	
Libraries		Total	3,301,936.89	Cancelled, Abated or Adjusted	
Other Educational Services		<b>EQUALIZED VALUATION BASIS FOR NET DEBT COMPUTATION</b>		Ending Balance	149,300.00
<b>STATUTORY EXPENDITURES</b>				<b>CURRENT FINANCES ENDING BALANCE</b>	
Pensions & F. I. C. A.	237,088.11			<b>ASSETS</b>	
Employee Fringe Benefits	415,950.00			Cash	1,891,817.19
Other Statutory Expenditures				Taxes Receivable	541,311.69
<b>MUNICIPAL FUNCTIONS</b>				Tax Title Liens	251,638.94
CAPITAL IMPROVEMENTS	45,000.00			Foreclosed Property	149,300.00
<b>DEBT SERVICE</b>				Emergencies & Other Deferred Charges	175,000.00
Principal Payments	15,000.00			State and Federal Aid Receivable	16,345.69
Interest Payments	56,885.75			Other Receivables	6,686.47
<b>DEFERRED CHARGES</b>				Total	3,032,099.98
SCHOOL, COUNTY, SPECIAL DISTRICT TAXES	40,000.00			<b>LIABILITIES, RESERVES, AND SURPLUS</b>	
RESERVE FOR UNCOLLECTED TAXES	9,454,047.84			Cash Liabilities	1,110,429.80
EXPENDITURES	14,899,609.58			Reserves for Receivables	948,937.10
				Surplus	972,733.08
				Total	3,032,099.98

\*Includes County Health Service Taxes or County Open Space Tax. See Table 13.

0703

Population 1990 **7,549**  
 Population 1994 **7,430**  
 S & P Rating  
 Moody Rating

General Tax Rate Par \$100. **11.52**  
 State Equalized Tax Rate **2.72**

**CALDWELL BORO. TWP. - ESSEX COUNTY**

Form of Government:

**Borough Council**

Number of Members on Governing Body - 6

PER CAPITA:

Gross Debt **3,642.34**  
 Net Debt **615.85**  
 Debt Service **50.99**  
 Total Tax Levy **1,648.44**  
 Municipal Expenditures **844.27**

PER CENT:

Gross Debt **6.07**  
 Net Debt **1.03**  
 Tax Levy Collected **98.51**  
 Tax Levy Cancelled, Abated or Adjusted **.34**

EXPENDITURES-CURRENT YEAR		REVENUES REALIZED-CURRENT YEAR		PROPERTY TAXES-CURRENT YEAR	
<b>GENERAL GOVERNMENT</b>		<b>REVENUES REALIZED-CURRENT YEAR</b>		<b>STATE EQUALIZED TAX RATE</b>	
Governing Body & Public Boards		Property Taxes Collected	<b>12,066,533.05</b>	Local District School Taxes	<b>1.25</b>
Municipal Clerk		Payments in Lieu of Taxes	<b>148,055.73</b>	Regional & Consolidated School Tax	
Financial Administration	<b>85,744.00</b>	Delinquent Tax & Lien Collections	<b>260,264.74</b>	School Taxes in Municipal Budget	
Assessment of Taxes	<b>96,953.00</b>	Business Personalty Replacement Taxes	<b>123,074.36</b>	County Taxes	<b>.70 *</b>
Collection of Taxes	<b>46,317.79</b>	Taxes from Public Utilities	<b>506,471.00</b>	County Library Taxes	
Planning, Housing & Development	<b>17,220.00</b>	Other Miscellaneous Tax Revenues		Local Municipal Purpose Taxes	<b>.77</b>
Human Resources	<b>195,555.00</b>	State Aid Revenues	<b>1,077,226.32</b>	Veteran & Senior Citizen Taxes	
Elections	<b>4,000.00</b>	Federal Aid Revenues		Total Taxes for Rate Computation	<b>2.72</b>
General Administration (other)	<b>510,183.16</b>			Special District Taxes	
<b>JUDICIARY</b>		Sale of Acquired Property		Bank Corp. Taxes	
Municipal Courts	<b>127,876.62</b>	Other Miscellaneous Revenues	<b>785,701.85</b>	Added and Omitted Taxes	
<b>PUBLIC SAFETY</b>		Total	<b>14,967,327.05</b>	Total Taxes Levied - ABSTRACT	<b>12,247,915.99</b>
Fire Protection	<b>70,294.00</b>	Prior Years Surplus Appropriated	<b>67,338.00</b>	Total Taxes Billed	<b>12,248,909.45</b>
Police Protection	<b>1,287,852.00</b>	REVENUES TOTAL	<b>15,034,665.05</b>	TAXES COLLECTED	<b>12,066,533.05</b>
Civil Defense & Disaster Control		Reserve For Uncollected Taxes	<b>318,500.00</b>	Taxes Cancelled, Abated or Adjusted	<b>41,560.24</b>
Environmental Inspection & Control	<b>101,129.00</b>	<b>CAPITAL OUTLAY TOTAL</b>	<b>897,904.52</b>	Transfer to Tax Title Liens or Foreclosed	
Other Public Safety				Ending Balance	<b>140,816.16</b>
<b>PUBLIC WORKS</b>		Public Enterprises	<b>484,880.58</b>	<b>PRIOR YEARS TAXES OUTSTANDING</b>	
Streets and Drainage	<b>523,156.20</b>	Recreation-Culture	<b>50,803.42</b>	Beginning Balance	<b>229,297.56</b>
Sewers and Sewage Processing	<b>856,313.12</b>	Public Works	<b>271,205.91</b>	Collected	<b>229,209.59</b>
Garbage and Trash Disposal	<b>370,000.00</b>	Buildings and Grounds	<b>67,034.49</b>	Cancelled, Abated or Adjusted	<b>18.03</b>
Public Buildings and Grounds	<b>100,191.89</b>	Library and Education	<b>23,980.12</b>	Transfers to Tax Title Liens or Foreclosed	
Other Public Works		Conservation		Ending Balance	<b>69.95</b>
<b>HEALTH and WELFARE</b>		All Other		<b>TAX TITLE LIENS OUTSTANDING</b>	
Health Services Except Environmental	<b>82,129.24</b>			Beginning Balance	<b>31,055.16</b>
Welfare-Public Assistance	<b>4,407.24</b>	<b>CAPITAL DEBT AUTHORIZED, ENDING BALANCE</b>		Transfer From Taxes	
Hospital, Clinics, First Aid		ISSUED AND UNISSUED		Redeamed	<b>31,055.16</b>
Animal, Insect, & Rodent Control	<b>6,436.00</b>	School	<b>506,112</b>	Cancelled, Abated or Adjusted	
Other Welfare Services		Self-Liquidating	<b>22,847,389</b>	Transfers to Foreclosed Property	
<b>RECREATION and CONSERVATION</b>		Other	<b>3,709,070</b>	Ending Balance	
Beaches and Boardwalks		Total	<b>27,062,571</b>	<b>PROPERTY ACQUIRED BY DEED OR FORECLOSURE</b>	
Parks, Playgrounds, Sheda Treas	<b>20,122.74</b>	ISSUED AND OUTSTANDING		Beginning Balance	
Land Reclamation & Conservation	<b>9,875.00</b>	School	<b>506,112.46</b>	Transfers From Taxes or Liens	
Other Recreational Services	<b>251,306.00</b>	Self-Liquidating	<b>22,846,114.81</b>	Sale for Cash	
<b>EDUCATION (excluding schools)</b>		Other	<b>3,519,008.00</b>	Cancelled, Abated or Adjusted	
Libraries	<b>209,294.00</b>	Total	<b>26,871,235.27</b>	Ending Balance	
Other Educational Services		<b>EQUALIZED VALUATION BASIS FOR NET DEBT COMPUTATION</b>	<b>445,743,713</b>	<b>CURRENT FINANCES ENDING BALANCE</b>	
<b>STATUTORY EXPENDITURES</b>		<b>REAL PROPERTY VALUATIONS</b>		<b>ASSETS</b>	
Pensions & F. I. C. A.	<b>181,344.00</b>	Code Class # of Parcels % VAL'N	<b>ASSESSED VALUATION</b>	Cash	<b>648,022.48</b>
Employee Fringe Benefits	<b>417,860.00</b>	1 Vacant Land 33 .43	<b>443,700.00</b>	Taxes Receivable	<b>140,886.11</b>
Other Statutory Expenditures		2 Residential 1787 74.68	<b>77,721,400.00</b>	Tax Title Liens	
<b>MUNICIPAL FUNCTIONS</b>		3 Farm		Foreclosed Property	
<b>CAPITAL IMPROVEMENTS</b>		4a Commercial 185 16.21	<b>16,869,100.00</b>	Emergencies & Other Detarrad Charges	
<b>DEBT SERVICE</b>		4b Industrial		State and Federal Aid Receivable	
Principal Payments	<b>186,200.00</b>	4c Apartments 23 8.69	<b>9,043,800.00</b>	Other Receivables	<b>50,792.69</b>
Interest Payments	<b>192,689.39</b>	Total 2028	<b>104,078,000.00</b>	Total	<b>839,701.28</b>
<b>DEFERRED CHARGES</b>		Land Area 1.20 Sq. Miles		<b>LIABILITIES, RESERVES, AND SURPLUS</b>	
SCHOOL, COUNTY, SPECIAL DISTRICT TAXES	<b>8,761,799.71</b>	Net Valuation Taxable-Municipal	<b>106,180,722</b>	Cash Liabilities	<b>328,704.68</b>
RESERVE FOR UNCOLLECTED TAXES	<b>318,500.00</b>	Net Valuation Taxable-County	<b>446,242,831</b>	Reserves for Receivables	<b>191,828.80</b>
<b>EXPENDITURES TOTAL</b>	<b>15,034,749.10</b>	State Equalized Valuation	<b>443,111,197</b>	Surplus	<b>319,167.80</b>
		State Equalization Ratio	<b>23.60</b>	Total	<b>839,701.28</b>

\*Includes County Health Service Taxes or County Open Space Tax. See Table 13.

1004

Population 1990 1,073  
 Population 1994 1,119  
 S & P Rating  
 Moody Rating

General Tax Rate Per \$100. 2.26  
 State Equalized Tax Rate 2.11

**CALIFON BOROUGH - HUNTERDON CO.**  
 Form of Government:  
**Borough Council**  
 Number of Members on Governing Body - 6

PER CAPITA:  
 Gross Debt  
 Net Debt  
 Debt Service  
 Total Tax Levy 1,481.53  
 Municipal Expenditures 581.05

PER CENT:  
 Gross Debt  
 Net Debt  
 Tax Levy Collected 97.32  
 Tax Levy Cancelled, Abated or Adjusted

EXPENDITURES-CURRENT YEAR		REVENUES REALIZED-CURRENT YEAR		PROPERTY TAXES-CURRENT YEAR	
<b>GENERAL GOVERNMENT</b>		<b>REVENUES REALIZED-CURRENT YEAR</b>		<b>PROPERTY TAXES-CURRENT YEAR</b>	
Governing Body & Public Boards		Property Taxes Collected	1,618,726.53	STATE EQUALIZED TAX RATE	
Municipal Clerk		Payments in Lieu of Taxes		Local District School Taxes	1.12 883,907.00
Financial Administration	25,251.00	Delinquent Tax & Lien Collections	33,115.98	Regional & Consolidated School Tax	.35 275,364.06
Assessment of Taxes	10,623.00	Business Personalty Replacement Taxes	13,530.16	School Taxes In Municipal Budget	
Collection of Taxes	14,386.00	Taxes from Public Utilities	80,182.00	County Taxes	.33 * 258,002.62
Planning, Housing & Development	27,047.00	Other Miscellaneous Tax Revenues		County Library Taxes	.03 23,848.51
Human Resources	24,400.00	State Aid Revenues	182,685.95	Local Municipip Purpose Taxes	.27 213,000.00
Elections		Federal Aid Revenues		Veteran & Senior Citizen Taxes	9,750.00
General Administration (other)	101,425.00			Total Taxes for Rate Computation	2.10 1,663,872.19
<b>JUDICIARY</b>				Special District Taxes	
Municipal Courts	17,545.00	Sale of Acquired Property		Bank Corp. Taxes	
<b>PUBLIC SAFETY</b>		Other Miscellaneous Revenues	50,633.09	Added and Omitted Taxes	3,712.68
Fire Protection	28,540.50		Total	Total Taxes Levied - ABSTRACT	1,657,834.87
Police Protection	88,766.00	Pnor Years Surplus Appropriated	119,235.34	Total Taxes Billed	1,663,375.32
Civil Defense & Disaster Control	1,900.00	<b>REVENUES TOTAL</b>	<b>2,098,109.05</b>	<b>TAXES COLLECTED</b>	<b>1,618,726.53</b>
Environmental Inspection & Control		Reserve For Uncollected Taxes	62,520.00	Taxes Cancelled, Abated or Adjusted	
Other Public Safety		<b>CAPITAL OUTLAY TOTAL</b>	<b>9,673.01</b>	Transfer to Tax Title Liens or Foreclosed	4.52
<b>PUBLIC WORKS</b>				Ending Balance	44,644.27
Streets end Drainage	157,503.45	Public Enterprises		<b>PRIOR YEARS TAXES OUTSTANDING</b>	
Sewers end Sewege Processing	250.00	Recreation-Culture		Beginning Balance	33,358.95
Garbage end Trash Disposal	11,500.00	Public Works		Collected	33,115.98
Public Buildings end Grounds	13,500.00	Buildings end Grounds	9,673.01	Cancelled, Abated or Adjusted	
Other Public Works		Library end Education		Transfers to Tax Title Liens or Foreclosed	242.97
<b>HEALTH end WELFARE</b>		Conservation		Ending Balance	
Health Services Except Environmental	8,690.00	All Other		<b>TAX TITLE LIENS OUTSTANDING</b>	
Welfare-Public Assistance	1,268.00			Beginning Balance	4,545.84
Hospital, Clinics, First Aid		<b>CAPITAL DEBT AUTHORIZED, ENDING BALANCE</b>		Transfer From Taxes	4.52
Animal, Insect, & Rodent Control	790.00	<b>ISSUED AND UNISSUED GROSS DEBT</b>		Redeemed	
Other Welfare Services		School		Cancelled, Abated or Adjusted	4,550.36
<b>RECREATION end CONSERVATION</b>		Self-Liquidating		Transfers to Foreclosed Property	
Beeches end Boardwalks		Other		Ending Balance	
Perks, Playgrounds, Shede Trees	6,130.00	Total		<b>PROPERTY ACQUIRED BY DEED OR FORECLOSURE</b>	
Land Reclamation & Conservellon	1,250.00	<b>ISSUED AND OUTSTANDING</b>		Beginning Balance	
Other Recreational Services	4,555.00	School		Transfers From Taxes or Liens	
<b>EDUCATION (excluding schools)</b>		Self-Liquidating		Sale for Cash	
Libraries	100.00	Other		Cancelled, Abated or Adjusted	
Other Educational Services	2,050.00	Total		Ending Balance	
<b>STATUTORY EXPENDITURES</b>		<b>EQUALIZED VALUATION BASIS FOR NET DEBT COMPUTATION</b>	<b>75,541,686</b>	<b>CURRENT FINANCES ENDING BALANCE</b>	
Pensions & F. I. C. A.	14,322.65	<b>REAL PROPERTY VALUATIONS</b>		<b>ASSETS</b>	
Employee Fringe Benetits	18,101.00	Code Class # of Parcels % VAL'N	<b>ASSESSED VALUATION</b>	Cash	293,893.61
Other Statutory Expenditures	783.85	1 Vacent Lend 89 3.21	2,327,400.00	Taxes Receivable	44,644.27
<b>MUNICIPAL FUNCTIONS TOTAL</b>		2 Residential 377 83.21	60,367,300.00	Tax Title Liens	
CAPITAL IMPROVEMENTS	22,000.00	3 Fern 18 .49	357,705.00	Foreclosed Property	
<b>DEBT SERVICE</b>		4e Commercial 33 12.49	9,062,800.00	Emergencies & Other Deferred Charges	19,663.00
Principal Payments		4b Industrial 2 .25	181,000.00	State end Federal Aid Receivable	35,000.00
Interest Payments		4c Apartments 2 .35	256,000.00	Other Receivables	
<b>DEFERRED CHARGES</b>		Total 521	72,552,205.00	Total	393,200.88
SCHOOL, COUNTY, SPECIAL DISTRICT TAXES	7,000.00	Land Area .90 Sq Miles		<b>LIABILITIES, RESERVES, AND SURPLUS</b>	
RESERVE FOR UNCOLLECTED TAXES	1,441,122.19	Net Valuation Taxable-Municipal	73,403,959	Cash Liabilities	189,881.72
EXPENDITURES TOTAL	2,091,319.64	Net Valuation Taxable-County	80,552,445	Reserves for Receivables	78,597.87
		State Equalized Valuation	78,697,468	Surplus	124,721.29
		State Equalization Ratio	93.20	Total	393,200.88

\*Includes County Health Service Taxes or County Open Space Tax See Table 13

0408

Population 1990 87,492  
 Population 1994 85,903  
 S & P Rating  
 Moody Rating BAA

General Tax Rate Per \$100 4.57  
 State Equalized Tax Rate 4.18

**CAMDEN CITY - CAMDEN COUNTY**  
 Form of Government:  
**Mayor-Council Plan B (OMCL 50)**  
 Number of Members on Governing Body - 7

PER CAPITA:  
 Gross Debt 770.35  
 Net Debt 465.84  
 Debt Service 52.94  
 Total Tax Levy 483.64  
 Municipal Expenditures 1,078.42

PER CENT:  
 Gross Debt 6.98  
 Net Debt 4.22  
 Tax Levy Collected 78.20  
 Tax Levy Cancelled, Abated or Adjusted 2.10

EXPENDITURES-CURRENT YEAR		REVENUES REALIZED-CURRENT YEAR		PROPERTY TAXES-CURRENT YEAR	
<b>GENERAL GOVERNMENT</b>				<b>STATE EQUALIZED TAX RATE</b>	
Governing Body & Public Boards	641,866.00	Property Taxes Collected	31,025,311.78	Local District School Taxes	1.09 10,692,827.00
Municipal Clerk	210,594.00	Payments in Lieu of Taxes	6,509,559.86	Regional & Consolidated School Tax	
Financial Administration	1,709,165.00	Delinquent Tax & Lien Collections	3,632,181.45	School Taxes in Municipal Budget	
Assessment of Taxes	386,714.00	Business Personally Replacement Taxes	3,052,370.00	County Taxes	.91 * 8,937,466.36
Collection of Taxes		Taxes from Public Utilities	5,789,146.00	County Library Taxes	
Planning, Housing & Development	6,354,386.30	Other Miscellaneous Tax Revenues		Local Municipal Purpose Taxes	2.18 21,487,686.47
Human Resources	6,208,482.90	State Aid Revenues	40,486,373.21	Veteran & Senior Citizen Taxes	657,350.00
Elections	34,200.00	Federal Aid Revenues		Total Taxes for Rate Computation	4.18 41,775,329.83
General Administration (other)	9,538,880.92			Special District Taxes	
<b>JUDICIARY</b>		Sale of Acquired Property		Bank Corp. Taxes	
Municipal Courts	800,048.00	Other Miscellaneous Revenues		Added and Omitted Taxes	428,022.04
<b>PUBLIC SAFETY</b>		Total	17,470,974.78	Total Taxes Levied - ABSTRACT	41,546,001.87
Fire Protection	9,341,568.00	Prior Years Surplus Appropriated	144,733.90	Total Taxes Billed	39,674,351.43
Police Protection	16,202,920.90	<b>REVENUES TOTAL</b>	<b>108,110,650.98</b>	<b>TAXES COLLECTED</b>	<b>31,025,311.78</b>
Civil Defense & Disaster Control	77,074.50	Reserve For Uncollected Taxes	7,255,525.38	Taxes Cancelled, Abated or Adjusted	834,153.31
Environmental Inspection & Control	1,153,134.90			Transfer to Tax Title Liens or Foreclosed	
Other Public Safety	37,702.00	<b>CAPITAL OUTLAY TOTAL</b>	<b>201,966.81</b>	Ending Balance	7,814,886.34
<b>PUBLIC WORKS</b>		Public Enterprises		<b>PRIOR YEARS TAXES OUTSTANDING</b>	
Streets and Drainage	295,191.75	Recreation-Culture	2,010.43	Beginning Balance	4,046,969.72
Sewers and Sewage Processing	310,294.00	Public Works	9,713.38	Collected	2,243,716.12
Garbage and Trash Disposal	12,100,000.00	Buildings and Grounds	190,243.00	Cancelled, Abated or Adjusted	498,565.94
Public Buildings and Grounds	4,183,623.00	Library and Education		Transfers to Tax Title Liens or Foreclosed	575,234.74
Other Public Works		Conservation		Ending Balance	729,452.92
<b>HEALTH and WELFARE</b>		All Other		<b>TAX TITLE LIENS OUTSTANDING</b>	
Health Services Except Environmental	1,209,640.00			Beginning Balance	14,286,434.95
Welfare-Public Assistance	1,185,998.00	<b>CAPITAL DEBT AUTHORIZED, ENDING BALANCE</b>		Transfer From Taxes	756,382.34
Hospital, Clinics, First Aid		<b>ISSUED AND UNISSUED</b>		Redeemed	1,388,465.33
Animal, Insect, & Rodent Control	75,600.00	<b>GROSS DEBT</b>		Cancelled, Abated or Adjusted	45,700.10
Other Welfare Services		School	18,755,611	Transfers to Foreclosed Property	
<b>RECREATION and CONSERVATION</b>		Self-Liquidating	6,492,750	Ending Balance	13,608,651.86
Beeches and Boardwalks		Other	40,927,200	<b>PROPERTY ACQUIRED BY DEED OR</b>	
Perks, Playgrounds, Shede Trees	15,479.00	Total	66,175,561	<b>FORECLOSURE</b>	
Land Reclamation & Conservallon	518,526.00	<b>ISSUED AND OUTSTANDING</b>		Beginning Balance	38,277,607.00
Other Recreational Services	1,210,954.00	School	18,755,611.00	Transfers From Taxes or Liens	
<b>EDUCATION (excluding schools)</b>		Self-Liquidating	4,346,000.00	Sale for Cash	341,850.00
Libraries	700,000.00	Other	39,751,000.00	Cancelled, Abated or Adjusted	
Other Educational Services		Total	62,852,611.00	Ending Balance	37,935,757.00
<b>STATUTORY EXPENDITURES</b>		<b>EQUALIZED VALUATION BASIS</b>		<b>CURRENT FINANCES ENDING BALANCE</b>	
Pensions & F. I. C. A.	4,814,837.49	<b>FOR NET DEBT COMPUTATION</b>	948,441,064	<b>ASSETS</b>	
Employee Fringe Benefits		<b>REAL PROPERTY VALUATIONS</b>		Cash	16,782,496.92
Other Statutory Expenditures		<b>Code Class # of Parcels % VAL'N ASSESSED VALUATION</b>		Taxes Receivable	8,544,339.26
<b>MUNICIPAL FUNCTIONS</b>		1 Vacant Land 3532 1.83 15,361,550.00		Tax Title Liens	13,608,651.86
<b>CAPITAL IMPROVEMENTS</b>	79,316,880.66	2 Residential 21355 61.29 514,648,218.00		Foreclosed Property	38,277,607.00
<b>DEBT SERVICE</b>	*MEMO* 405,241.41	3 Farm		Emergencies & Other Deferred Charges	
Principal Payments	2,895,000.00	4e Commercial 1673 22.18 186,251,448.00		State and Federal Aid Receivable	62,587.13
Interest Payments	1,652,479.83	4b Industrial 120 9.15 76,795,371.00		Other Receivables	1,865,599.85
		4c Apartments 137 5.56 46,684,684.00		Total	79,141,282.02
		Total 26817 839,741,271.00		<b>LIABILITIES, RESERVES, AND SURPLUS</b>	
		Land Area 8.68 Sq. Miles		Cash Liabilities	14,314,303.13
<b>DEFERRED CHARGES</b>	1,519,776.88			Reserves for Receivables	62,296,197.97
<b>SCHOOL, COUNTY, SPECIAL DISTRICT TAXES</b>	19,630,293.36	Net Valuation Taxable-Municipal	899,932,897	Surplus	2,530,780.92
<b>RESERVE FOR UNCOLLECTED TAXES</b>	7,255,525.38	Net Valuation Taxable-County	1,060,905,512	Total	79,141,282.02
<b>EXPENDITURES TOTAL</b>	112,269,956.11	State Equalized Valuation	978,470,325		
		State Equalization Ratio	91.45		

\*Includes County Health Service Taxes or County Open Space Tax. See Table 13.

0502

Population 1990 4,668  
 Population 1994 4,534  
 S & P Rating  
 Moody Rating AAA

General Tax Rate Per \$100. 1.56  
 State Equalized Tax Rate 1.51

CAPE MAY CITY - CAPE MAY COUNTY  
 Form of Government:  
 Council-Manager (1923)  
 Number of Members on Governing Body - 3

PER CAPITA: PER CENT:  
 Gross Debt 4,546.67 Gross Debt 2.62  
 Net Debt 2,809.94 Net Debt 1.62  
 Debt Service 324.23 Tax Levy Collected 95.61  
 Total Tax Levy 2,614.84 Tax Levy Cancelled, Abated or Adjusted  
 Municipal Expenditures 1,787.44 .16

EXPENDITURES-CURRENT YEAR		REVENUES REALIZED-CURRENT YEAR		PROPERTY TAXES-CURRENT YEAR	
<b>GENERAL GOVERNMENT</b>		<b>REVENUES REALIZED-CURRENT YEAR</b>		<b>PROPERTY TAXES-CURRENT YEAR</b>	
Governing Body & Public Boards		Property Taxes Collected	11,401,944.30	STATE EQUALIZED TAX RATE	
Municipal Clerk	160,588.00	Payments in Lieu of Taxes		Local District School Taxes	.23 1,826,572.00
Financial Administration	82,117.00	Delinquent Tax & Lien Collections	433,781.90	Regional & Consolidated School Tax	-.37 2,918,189.83
Assessment of Taxes	36,498.00	Business Personality Replacement Taxes	108,826.36	School Taxes in Municipal Budget	
Collection of Taxes	59,009.00	Taxes from Public Utilities	342,342.00	County Taxes	-.43 * 3,432,933.45
Planning, Housing & Development	39,600.00	Other Miscellaneous Tax Revenues	118,247.95	County Library Taxes	.03 216,991.70
Human Resources	64,685.50	State Aid Revenues	194,071.76	Local Municipal Purpose Taxes	-.44 3,436,691.74
Elections		Federal Aid Revenues		Veteran & Senior Citizen Taxes	
General Administration (other)	454,133.24			Total Taxes for Rate Computation	1.50 11,875,628.72
<b>JUDICIARY</b>		Sale of Acquired Property		Special District Taxes	
Municipal Courts	134,633.06	Other Miscellaneous Revenues	2,538,664.09	Bank Corp. Taxes	
<b>PUBLIC SAFETY</b>				Added and Omitted Taxes	24,290.69
Fire Protection	609,054.82	Prior Years Surplus Appropriated	1,027,024.00	Total Taxes Levied - ABSTRACT	11,855,669.41
Police Protection	1,114,773.00	REVENUES	16,164,902.36	Total Taxes Billed	11,925,510.46
Civil Defense & Disaster Control	11,623.00	Reserva For Uncollected Taxes	833,468.42	TAXES COLLECTED	11,401,944.30
Environmental Inspection & Control	128,456.00			Taxes Cancelled, Abated or Adjusted	19,103.84
Other Public Safety		<b>CAPITAL OUTLAY</b>	<b>1,883,533.95</b>	Transfer to Tax Title Liens or Foreclosed	38,468.04
<b>PUBLIC WORKS</b>				Ending Balance	465,994.28
Streets and Drainage	569,716.52	Public Enterprises	712,148.68	<b>PRIOR YEARS TAXES OUTSTANDING</b>	
Sewers and Sewage Processing	190,698.00	Recreation-Culture	99,189.19	Beginning Balance	725,776.05
Garbage and Trash Disposal	50,000.00	Public Works		Collected	405,487.58
Public Buildings and Grounds	586,176.18	Buildings and Grounds	1,072,196.08	Cancelled, Abated or Adjusted	
Other Public Works		Library and Education		Transfers to Tax Title Liens or Foreclosed	12,461.97
<b>HEALTH and WELFARE</b>		Conservation		Ending Balance	307,826.50
Health Services Except Environmental	48,064.00	All Other		<b>TAX TITLE LIENS OUTSTANDING</b>	
Welfare-Public Assistance	6,633.06			Beginning Balance	166,855.96
Hospital, Clinica, First Aid		<b>CAPITAL DEBT AUTHORIZED, ENDING BALANCE</b>		Transfer From Taxes	50,930.01
Animal, Insect, & Rodent Control	7,500.00	<b>ISSUED AND UNISSUED</b>		Redeemed	28,294.32
Other Welfare Services		School	2,090,633	Cancelled, Abated or Adjusted	
<b>RECREATION and CONSERVATION</b>		Self-Liquidating	5,783,691	Transfers to Foreclosed Property	
Beaches and Boardwalks	396,593.70	Other	12,740,272	Ending Balance	189,491.65
Parks, Playgrounds, Shade Trees	15,050.00	Total	20,614,597	<b>PROPERTY ACQUIRED BY DEED OR FORECLOSURE</b>	
Land Reclamation & Conservation	7,300.00	<b>ISSUED AND OUTSTANDING</b>		Beginning Balance	99,573.00
Other Recreational Services	10,000.00	School	288,861.27	Transfers From Taxes or Liens	
<b>EDUCATION (excluding schools)</b>		Self-Liquidating	5,292,441.13	Sale for Cash	
Libraries	81,469.00	Other	11,567,944.01	Cancelled, Abated or Adjusted	
Other Educational Services	109,245.00	Total	17,149,246.41	Ending Balance	99,573.00
<b>STATUTORY EXPENDITURES</b>		<b>EQUALIZED VALUATION BASIS FOR NET DEBT COMPUTATION</b>	<b>785,970,846</b>	<b>CURRENT FINANCES ENDING BALANCE</b>	
Pensions & F. I. C. A.	375,846.03	<b>REAL PROPERTY VALUATIONS</b>		<b>ASSETS</b>	
Employee Fringe Benefits	409,000.00	Code Class # of Parcels % VAL'N		Cash	2,357,896.76
Other Statutory Expenditures		1 Vacant Land 220 2.77	21,068,400.00	Taxes Receivable	773,820.78
<b>MUNICIPAL FUNCTIONS</b>		2 Residential 2963 68.20	518,706,500.00	Tax Title Liens	189,491.65
<b>CAPITAL IMPROVEMENTS</b>	<b>TOTAL</b>	3 Farm		Foreclosed Property	99,573.00
<b>DEBT SERVICE</b>	<b>*MEMO*</b>	4a Commercial 266 21.62	164,471,900.00	Emergencies & Other Deferred Charges	83,250.78
Principal Payments	823,320.80	4b Industrial		State and Federal Aid Receivable	
Interest Payments	646,723.49	4c Apartments 130 7.41	56,370,300.00	Other Receivables	67,733.16
<b>DEFERRED CHARGES</b>		Total 3579	760,617,100.00	Total	3,571,766.13
SCHOOL, COUNTY, SPECIAL DISTRICT TAXES	42,296.82	Land Area 2.54 Sq. Miles		<b>LIABILITIES, RESERVES, AND SURPLUS</b>	
RESERVE FOR UNCOLLECTED TAXES	8,394,686.98	Net Valuation Taxable-Municipal	762,898,703	Cash Liabilities	1,217,336.95
EXPENDITURES	<b>TOTAL</b>	Net Valuation Taxable-County	803,106,241	Reserves for Receivables	1,130,618.59
	16,498,958.62	State Equalized Valuation	789,832,959	Surplus	1,223,810.59
		State Equalization Ratio	96.58	Total	3,571,766.13

\*Includes County Health Service Taxes or County Open Space Tax. See Table 13.

0503

Population 1990 248  
 Population 1994 257  
 S & P Rating  
 Moody Rating

General Tax Rate Per \$100. .85  
 State Equalized Tax Rate .88

**CAPE MAY POINT BORO. - CAPE MAY CO.**  
 Form of Government:  
**Commission (1911)**  
 Number of Members on Governing Body - 3

PER CAPITA:  
 Gross Debt 3,263.60  
 Net Debt 6,436.03  
 Debt Service 29.47  
 Total Tax Levy 4,870.47  
 Municipal Expenditures 3,336.26

PER CENT:  
 Gross Debt 2.41  
 Net Debt 1.17  
 Tax Levy Collected 92.89  
 Tax Levy Cancelled, Abated or Adjusted .15

EXPENDITURES-CURRENT YEAR		REVENUES REALIZED-CURRENT YEAR		PROPERTY TAXES-CURRENT YEAR	
<b>GENERAL GOVERNMENT</b>		<b>REVENUES REALIZED-CURRENT YEAR</b>		<b>PROPERTY TAXES-CURRENT YEAR</b>	
Governing Body & Public Boards	11,600.00	Property Taxes Collected	1,172,193.33	STATE EQUALIZED TAX RATE	.09
Municipal Clerk	32,946.70	Payments in Lieu of Taxes		Local District School Taxes	128,380.00
Financial Administration	9,850.00	Delinquent Tax & Lien Collections	56,458.08	Regional & Consolidated School Tax	
Assessment of Taxes	11,075.00	Business Personalty Replacement Taxes	235.92	School Taxes in Municipal Budget	
Collection of Taxes	5,750.00	Taxes from Public Utilities	25,872.00	County Taxes	.40 *
Planning, Housing & Development	25,917.00	Other Miscellaneous Tax Revenues		County Library Taxes	.03
Human Resources	400.00	State Aid Revenues	131,592.87	Local Municipal Purpose Taxes	.36
Elections	77,600.00	Federal Aid Revenues		Veteran & Senior Citizen Taxes	
General Administration (other)				Total Taxes for Rate Computation	.88
<b>JUDICIARY</b>	12,500.00	Sale of Acquired Property		Special District Taxes	
Municipal Courts		Other Miscellaneous Revenues	93,768.08	Bank Corp. Taxes	
<b>PUBLIC SAFETY</b>				Added and Omitted Taxes	2,558.35
Fire Protection	9,000.00	Total	1,480,120.28	Total Taxes Levied - ABSTRACT	1,251,711.42
Police Protection	128,773.00	Prior Years Surplus Appropriated	91,500.00	Total Taxes Billed	1,261,908.61
Civil Defense & Disaster Control	700.00	<b>REVENUES</b>	<b>1,571,620.28</b>	<b>TAXES COLLECTED</b>	<b>1,172,193.33</b>
Environmental Inspection & Control	26,875.00	Reserve For Uncollected Taxes	84,342.19	Taxes Cancelled, Abated or Adjusted	1,857.82
Other Public Safety		<b>CAPITAL OUTLAY</b>	<b>1,815,755.73</b>	Transfer to Tax Title Liens or Foreclosed	4,390.25
<b>PUBLIC WORKS</b>		<b>TOTAL</b>		Ending Balance	83,467.21
Streets and Drainage	148,408.99	Public Enterprises	989,674.08	<b>PRIOR YEARS TAXES OUTSTANDING</b>	
Sewers and Sewage Processing	15,000.00	Recreation-Culture	582,794.29	Beginning Balance	63,899.25
Garbage and Trash Disposal	50,500.00	Public Works	236,003.16	Collected	56,458.08
Public Buildings and Grounds	18,700.00	Buildings and Grounds	7,284.20	Cancelled, Abated or Adjusted	3,577.69
Other Public Works	66,252.00	Library and Education		Transfers to Tax Title Liens or Foreclosed	506.88
<b>HEALTH and WELFARE</b>		Conservation		Ending Balance	3,356.60
Health Services Except Environmental	600.00	All Other		<b>TAX TITLE LIENS OUTSTANDING</b>	
Welfare-Public Assistance	500.00			Beginning Balance	10,549.80
Hospital, Clinics, First Aid		<b>CAPITAL DEBT AUTHORIZED, ENDING BALANCE</b>		Transfer From Taxes	4,897.13
Animal, Insect, & Rodent Control	500.00	<b>ISSUED AND UNISSUED</b>		Redeemed	
Other Welfare Services		School		Cancelled, Abated or Adjusted	
<b>RECREATION and CONSERVATION</b>		Self-Liquidating	2,240,111	Transfers to Foreclosed Property	
Beaches and Boardwalks	87,650.00	Other	1,168,633	Ending Balance	15,446.93
Perks, Playgrounds, Shade Trees	1,000.00	Total	3,408,745	<b>PROPERTY ACQUIRED BY DEED OR FORECLOSURE</b>	
Land Reclamation & Conservation	500.00	<b>ISSUED AND OUTSTANDING</b>		Beginning Balance	13,575.00
Other Recreational Services		School		Transfers From Taxes or Liens	
<b>EDUCATION (excluding schools)</b>		Self-Liquidating	1,809,396.63	Sale for Cash	
Libraries		Other	479,420.00	Cancelled, Abated or Adjusted	
Other Educational Services		Total	2,288,816.63	Ending Balance	13,575.00
<b>STATUTORY EXPENDITURES</b>		<b>EQUALIZED VALUATION BASIS FOR NET DEBT COMPUTATION</b>		<b>CURRENT FINANCES ENDING BALANCE</b>	
Pensions & F. I. C. A.	16,504.00		141,200,763	<b>ASSETS</b>	
Employee Fringe Benefits		<b>REAL PROPERTY VALUATIONS</b>		Cash	296,275.63
Other Statutory Expenditures		Code Class # of Parcels % VAL'N		Taxes Receivable	86,823.81
<b>MUNICIPAL FUNCTIONS</b>		1 Vacant Land 119 11.17	16,539,700.00	Tax Title Liens	15,446.93
<b>CAPITAL IMPROVEMENTS</b>	15,000.00	2 Residential 545 88.21	130,631,500.00	Foreclosed Property	13,575.00
<b>DEBT SERVICE</b>		3 Farm		Emergencies & Other Deferred Charges	6,400.00
Principal Payments	7,573.88	4a Commercial 2 .62	913,900.00	State and Federal Aid Receivable	115,000.00
Interest Payments		4b Industrial		Other Receivables	2,058.48
<b>DEFERRED CHARGES</b>	6,400.00	4c Apartments		Total	535,579.85
SCHOOL, COUNTY, SPECIAL DISTRICT TAXES	734,233.80	Total	148,085,100.00	<b>LIABILITIES, RESERVES, AND SURPLUS</b>	
RESERVE FOR UNCOLLECTED TAXES	84,342.19	Land Area .30 Sq. Miles		Cash Liabilities	235,612.49
<b>EXPENDITURES</b>	<b>TOTAL</b>	Net Valuation Taxable-Municipal	148,158,854	Reserves for Receivables	117,904.22
	1,591,651.36	Net Valuation Taxable-County	134,884,496	Surplus	182,063.14
		State Equalized Valuation	143,247,978	Total	535,579.85
		State Equalization Ratio	103.43		

\*Includes County Health Service Taxes or County Open Space Tax. See Table 13.

0205

Population 1990 5,510  
 Population 1994 5,571  
 S & P Rating  
 Moody Rating AAA

General Tax Rate Per \$100. 1.73  
 State Equalized Tax Rate 1.52

**CARLSTADT BOROUGH - BERGEN COUNTY**  
 Form of Government:  
**Borough Council**  
 Number of Members on Governing Body - 6

PER CAPITA: Gross Debl 1,091.84 PER CENT: Gross Debl .47  
 Net Debl 1,065.27 Net Debl .46  
 Debl Service 237.20 Tax Levy Collected 93.50  
 Total Tax Levy 3,490.70 Tax Levy Cancelled, Abated  
 Municipal Expenditures 2,193.96 or Adjusted 1.10

EXPENDITURES-CURRENT YEAR		REVENUES REALIZED-CURRENT YEAR		PROPERTY TAXES-CURRENT YEAR	
<b>GENERAL GOVERNMENT</b>		<b>REVENUES REALIZED-CURRENT YEAR</b>		<b>STATE EQUALIZED TAX RATE</b>	
Governing Body & Public Boards		Property Taxes Collected	18,183,361.52	Local District School Taxes	.35 4,483,633.00
Municipal Clerk	113,500.00	Payments In Lieu of Taxes	19,400.66	Regional & Consolidated School Tax	.24 3,060,813.11
Financial Administration	111,245.00	Delinquent Tax & Lien Collections	1,759,964.72	School Taxes in Municipal Budget	
Assessment of Taxes	544,844.00	Business Personalty Replacement Taxes	349,043.56	County Taxes	.26 * 3,360,783.55
Collection of Taxes	36,800.00	Taxes from Public Utilities	950,630.00	County Library Taxes	
Planning, Housing & Development	14,267.03	Other Miscellaneous Tax Revenues		Local Municipal Purpose Taxes	.67 8,529,702.11
Human Resources	176,331.00	State Aid Revenues	555,330.22	Veteran & Senlor Cilizen Taxes	77,350.00
Elections	3,052.41	Federal Aid Revenues		Total Taxes for Rate Computation	1.52 19,512,281.77
General Administration (other)	446,945.77			Special District Taxes	
<b>JUDICIARY</b>		Sale of Acquired Property		Bank Corp. Taxes	
Municipal Courts	91,508.00	Other Miscellaneous Revenues	1,122,182.13	Added and Omitted Taxes	11,777.12
<b>PUBLIC SAFETY</b>				Total Taxes Levied - ABSTRACT	19,446,708.89
Fire Protection	361,784.00	Prior Years Surplus Appropriated	22,939,912.81	Total Taxes Billed	19,446,708.89
Police Protection	2,055,952.00	<b>REVENUES TOTAL</b>	<b>22,939,912.81</b>	<b>TAXES COLLECTED</b>	<b>18,183,361.52</b>
Civil Defense & Disaster Control	9,200.00	Reserve For Uncollected Taxes	2,186,611.30	Taxes Cancelled, Abated or Adjusted	213,312.84
Environmental Inspection & Control	94,200.00			Transfer to Tax Title Liens or Foreclosed	399,743.25
Other Public Safety		<b>CAPITAL OUTLAY TOTAL</b>	<b>567,976.55</b>	Ending Balance	650,291.28
<b>PUBLIC WORKS</b>				<b>PRIOR YEARS TAXES OUTSTANDING</b>	
Streets and Drainage	483,400.00	Public Enterprises	112,117.30	Beginning Balance	1,846,827.34
Sewers and Sewage Processing	975,283.00	Recreation-Culture		Collected	745,313.04
Garbage and Trash Disposal	505,083.92	Public Works	222,888.74	Cancelled, Abated or Adjusted	
Public Buildings and Grounds	258,428.00	Buildings and Grounds	232,970.51	Transfers to Tax Title Liens or Foreclosed	1,099,190.53
Other Public Works	149,400.00	Library and Education		Ending Balance	2,323.77
<b>HEALTH and WELFARE</b>		Conservation		<b>TAX TITLE LIENS OUTSTANDING</b>	
Health Services Except Environmental	61,800.00	All Other		Beginning Balance	644,559.82
Welfare-Public Assistance	11,925.00			Transfer From Taxes	1,695,159.16
Hospital, Clinics, First Aid		<b>CAPITAL DEBT AUTHORIZED, ENDING BALANCE</b>		Redeemed	1,014,651.68
Animal, Insect, & Rodent Control	3,420.00	<b>ISSUED AND UNISSUED GROSS DEBT NET DEBT</b>		Cancelled, Abated or Adjusted	
Other Welfare Services		School		Transfers to Foreclosed Property	
<b>RECREATION and CONSERVATION</b>		Self-Liquidating		Ending Balance	1,325,067.30
Beeches and Boardwalks		Other	6,082,644	<b>PROPERTY ACQUIRED BY DEED OR</b>	
Perks, Playgrounds, Shade Trees		Total	6,082,644	<b>FORECLOSURE</b>	
Land Reclamation & Conservation	130,934.00	<b>ISSUED AND OUTSTANDING</b>		Beginning Balance	300.00
Other Recreational Services	134,100.00	School		Transfers From Taxes or Liens	
<b>EDUCATION (excluding schools)</b>		Self-Liquidating		Sale for Cash	
Libraries	514,560.00	Other	4,987,732.66	Cancelled, Abated or Adjusted	
Other Educational Services		Total	4,987,732.66	Ending Balance	300.00
<b>STATUTORY EXPENDITURES</b>		<b>EQUALIZED VALUATION BASIS</b>		<b>CURRENT FINANCES ENDING BALANCE</b>	
Pensions & F. I. C. A	416,315.00	<b>FOR NET DEBT COMPUTATION</b>	1,301,166,711	<b>ASSETS</b>	
Employee Fringe Benefits	640,749.87	<b>REAL PROPERTY VALUATIONS</b>		Cash	5,446,127.17
Other Statutory Expenditures	20,300.00	<b>Code Class # of Parcels % VAL'N ASSESSED VALUATION</b>		Taxes Receivable	652,615.05
<b>MUNICIPAL FUNCTIONS TOTAL</b>	<b>8,365,328.00</b>	1 Vacant Land 159 11.26 126,321,300.00		Tax Title Liens	1,325,067.30
<b>CAPITAL IMPROVEMENTS *MEMO*</b>	<b>50,000.00</b>	2 Residential 1505 19.89 223,052,900.00		Foreclosed Property	300.00
<b>DEBT SERVICE</b>		3 Farm 1 17,300.00		Emergencies & Other Deferred Charges	200,000.00
Principal Payments	987,283.00	4a Commercial 143 12.44 139,520,800.00		State and Federal Aid Receivable	360,000.16
Interest Payments	334,146.67	4b Industrial 289 55.92 627,108,300.00		Other Receivables	30,655.13
<b>DEFERRED CHARGES</b>	<b>349,191.00</b>	4c Apartments 14 .48 5,355,700.00		Total	8,014,764.81
SCHOOL, COUNTY, SPECIAL DISTRICT TAXES	10,905,229.66	Total 2111 1,121,376,300.00		<b>LIABILITIES, RESERVES, AND SURPLUS</b>	
RESERVE FOR UNCOLLECTED TAXES	2,186,611.30	Land Area 4.20 Sq. Miles		Cash Liabilities	3,895,217.90
<b>EXPENDITURES TOTAL</b>	<b>23,127,789.63</b>	Net Valuation Taxable-Municipal	1,124,209,667	Reserves for Receivables	2,008,637.48
		Net Valuation Taxable-County	1,205,862,948	Surplus	2,110,909.43
		State Equalized Valuation	1,281,459,164	Total	8,014,764.81
		State Equalization Ratio	87.70		

\*Includes County Health Service Taxes or County Open Space Tax. See Table 13.

1713

Population 1990 8,443  
 Population 1994 8,255  
 S & P Rating  
 Moody Rating

General Tax Rate Per \$100 2.15  
 State Equalized Tax Rate 2.06

**CARNEYS POINT TWP. - SALEM COUNTY**  
 Form of Government:  
**Township Committee**  
 Number of Members on Governing Body - 5

PER CAPITA:  
 Gross Debt 704.73  
 Net Debt 192.66  
 Debt Service 28.64  
 Total Tax Levy 729.68  
 Municipal Expenditures 1,709.35

PER CENT:  
 Gross Debt 2.15  
 Net Debt .59  
 Tax Levy Collected 87.04  
 Tax Levy Cancelled, Abated or Adjusted 2.85

EXPENDITURES-CURRENT YEAR		REVENUES REALIZED-CURRENT YEAR		PROPERTY TAXES-CURRENT YEAR	
<b>GENERAL GOVERNMENT</b>		<b>REVENUES REALIZED-CURRENT YEAR</b>		<b>STATE EQUALIZED TAX RATE</b>	
Governing Body & Public Boards	28,000.00	Property Taxes Collected	5,269,923.64	Local District School Taxes	
Municipal Clerk	40,500.00	Payments in Lieu of Taxes	22,227.26	Regional & Consolidated School Tax	1.28
Financial Administration	135,500.00	Delinquent Tax & Lien Collections	724,289.00	School Taxes in Municipal Budget	
Assessment of Taxes	29,860.00	Business Personality Replacement Taxes	276,991.52	County Taxes	.77 *
Collection of Taxes	57,700.00	Taxes from Public Utilities	517,567.00	County Library Taxes	
Planning, Housing & Development	20,560.00	Other Miscellaneous Tax Revenues		Local Municipal Purpose Taxes	
Human Resources	121,992.91	State Aid Revenues	579,704.32	Veteran & Senior Citizen Taxes	79,950.00
Elections		Federal Aid Revenues		Total Taxes for Rate Computation	2.05
General Administration (other)	387,702.00			Special District Taxes	
<b>JUDICIARY</b>		Sale of Acquired Property		Bank Corp. Taxes	
Municipal Courts	148,493.20	Other Miscellaneous Revenues	5,273,612.49	Added and Omitted Taxes	21,740.50
<b>PUBLIC SAFETY</b>				Total Taxes Levied - ABSTRACT	6,023,537.92
Fire Protection	113,325.00			Total Taxes Billed	6,054,413.22
Police Protection	1,324,700.00	Prior Years Surplus Appropriated	51,296.00	<b>TAXES COLLECTED</b>	5,269,923.64
Civil Defense & Disaster Control	22,080.00	<b>REVENUES TOTAL</b>	12,715,611.23	Taxes Cancelled, Abated or Adjusted	172,747.95
Environmental Inspection & Control	29,925.45	Reserve For Uncollected Taxes	8,657,050.58	Transfer to Tax Title Liens or Foreclosed	67,278.22
Other Public Safety		<b>CAPITAL OUTLAY TOTAL</b>	570,787.85	Ending Balance	544,463.25
<b>PUBLIC WORKS</b>				<b>PRIOR YEARS TAXES OUTSTANDING</b>	
Streets and Drainage	935,422.10	Public Enterprises		Beginning Balance	654,208.04
Sewers and Sewage Processing	161,100.00	Recreation-Culture		Collected	574,708.47
Garbage and Trash Disposal	273,831.11	Public Works	74,514.41	Cancelled, Abated or Adjusted	4,002.44
Public Buildings and Grounds	436,200.00	Buildings and Grounds	496,273.44	Transfers to Tax Title Liens or Foreclosed	53,011.32
Other Public Works	65,000.00	Library and Education		Ending Balance	22,485.81
<b>HEALTH and WELFARE</b>		Conservation		<b>TAX TITLE LIENS OUTSTANDING</b>	
Health Services Except Environmental	104,700.00	All Other		Beginning Balance	317,274.80
Welfare-Public Assistance	22,600.00			Transfer From Taxes	130,567.71
Hospital, Clinics, First Aid	18,300.00	<b>CAPITAL DEBT AUTHORIZED, ENDING BALANCE</b>		Redeemed	149,580.53
Animal, Insect, & Rodent Control	20,950.00	<b>ISSUED AND UNISSUED</b>		Cancelled, Abated or Adjusted	6,850.74
Other Welfare Services		School	4,227,164	Transfers to Foreclosed Property	
<b>RECREATION and CONSERVATION</b>		Self-Liquidating		Ending Balance	291,411.24
Beeches and Boardwalks		Other	1,590,395	<b>PROPERTY ACQUIRED BY DEED OR FORECLOSURE</b>	
Perks, Playgrounds, Shede Trees	7,500.00	Total	5,817,559	Beginning Balance	2,137,100.00
Land Reclamation & Conservation	1,936.80	<b>ISSUED AND OUTSTANDING</b>		Transfers From Taxes or Liens	
Other Recreational Services	54,050.00	School	4,224,943.07	Sale for Cash	
<b>EDUCATION (excluding schools)</b>		Self-Liquidating		Cancelled, Abated or Adjusted	
Libraries	9,000.00	Other	1,502,764.04	Ending Balance	2,137,100.00
Other Educational Services		Total	5,727,707.11	<b>CURRENT FINANCES ENDING BALANCE</b>	
<b>STATUTORY EXPENDITURES</b>		<b>EQUALIZED VALUATION BASIS FOR NET DEBT COMPUTATION</b>		<b>ASSETS</b>	
Pensions & F. I. C. A.	200,488.00		270,503,671	Cash	4,460,975.63
Employee Fringe Benefits	393,000.00	<b>REAL PROPERTY VALUATIONS</b>		Taxes Receivable	566,949.06
Other Statutory Expenditures	20,000.00	Code Class # of Parcels % VAL'N		Tax Title Liens	291,411.24
<b>MUNICIPAL FUNCTIONS</b>		1 Vacant Land 552 4.40	12,206,250.00	Foreclosed Property	2,137,100.00
<b>CAPITAL IMPROVEMENTS</b>		2 Residential 2330 64.74	179,730,050.00	Emergencies & Other Deferred Charges	60,000.00
<b>DEBT SERVICE</b>		3 Farm 238 3.51	9,719,050.00	State and Federal Aid Receivable	
Principle Payments	184,195.00	4e Commercial 160 13.46	37,365,400.00	Other Receivables	68,275.73
Interest Payments	52,266.59	4b Industrial 12 5.23	14,510,900.00	Total	7,584,711.65
		4c Apartments 10 8.67	24,065,800.00	<b>LIABILITIES, RESERVES, AND SURPLUS</b>	
		Total 3302	277,597,450.00	Cash Liabilities	2,432,731.96
<b>DEFERRED CHARGES</b>		Land Area 17.90 Sq. Miles		Reserves for Receivables	3,063,736.03
SCHOOL, COUNTY, SPECIAL DISTRICT TAXES	6,001,797.42	Net Valuation Taxable-Municipal	279,290,405	Surplus	2,088,243.67
RESERVE FOR UNCOLLECTED TAXES	8,657,050.58	Net Valuation Taxable-County	272,956,152	Total	7,584,711.66
<b>EXPENDITURES TOTAL</b>	20,112,460.03	State Equalized Valuation	291,642,245		
		State Equalization Ratio	95.74		

\*Includes County Health Service Taxes or County Open Space Tax. See Table 13.

1201

Population 1990 19,025  
 Population 1994 19,066  
 S & P Rating  
 Moody Rating AAA

General Tax Rate Per \$100. 2.62  
 State Equalized Tax Rate 2.84

**CARTERET BOROUGH - MIDDLESEX CO.**  
 Form of Government:  
**Borough Council**  
 Number of Members on Governing Body - 6

PER CAPITA:  
 Gross Debt 959.64  
 Net Debt 959.64  
 Debt Service 100.94  
 Total Tax Levy 1,417.73  
 Municipal Expenditures 1,045.53

PER CENT:  
 Gross Debt 1.84  
 Net Debt 1.84  
 Tax Levy Collected 95.94  
 Tax Levy Cancelled, Abated or Adjusted .87

EXPENDITURES-CURRENT YEAR		REVENUES REALIZED-CURRENT YEAR		PROPERTY TAXES-CURRENT YEAR	
<b>GENERAL GOVERNMENT</b>		<b>REVENUES REALIZED-CURRENT YEAR</b>		<b>STATE EQUALIZED TAX RATE</b>	
Governing Body & Public Boards		Property Taxes Collected	25,959,329.82	Local District School Taxes	1.54
Municipal Clerk		Payments In Lieu of Taxes		Regional & Consolidated School Tax	
Financial Administration	28,000.00	Delinquent Tax & Lien Collections	867,656.66	School Taxes In Municipal Budget	
Assessment of Taxes	57,500.00	Business Personalty Replacement Taxes	893,885.92	County Taxes	.44 *
Collection of Taxes	283,000.00	Taxes from Public Utilities	1,288,205.00	County Library Taxes	
Planning, Housing & Development	269,600.00	Other Miscellaneous Tax Revenues		Local Municipal Purpose Taxes	.85
Human Resources	380,962.66	State Aid Revenues	2,196,589.79	Veteran & Senior Citizen Taxes	
Elections	16,100.00	Federal Aid Revenues		Total Taxes for Rete Computation	2.83
General Administration (other)	1,551,800.00			Special District Taxes	
<b>JUDICIARY</b>		Sate of Acquired Property		Bank Corp. Taxes	
Municipal Courts	265,735.00	Other Miscellaneous Revenues	6,075,673.94	Added end Omitted Taxes	
<b>PUBLIC SAFETY</b>		Total	37,279,341.13	Total Taxes Levied - ABSTRACT	27,030,417.49
Fire Protection	1,399,608.00	Prior Years Surplus Appropriated	1,065,000.00	Total Taxes Billed	27,058,515.14
Police Protection	3,389,577.13	<b>REVENUES</b>	<b>TOTAL</b>	<b>TAXES COLLECTED</b>	<b>25,959,329.82</b>
Civil Defense & Disaster Control	10,000.00	Reserve For Uncollected Taxes	1,495,000.00	Taxes Cancelled, Abated or Adjusted	234,953.42
Environmental Inspection & Control	211,175.00			Transfer to Tax Title Liens or Foreclosed	57,085.56
Other Public Safety		<b>CAPITAL OUTLAY</b>	<b>TOTAL</b>	Ending Balance	807,146.34
<b>PUBLIC WORKS</b>			2,184,234.58	<b>PRIOR YEARS TAXES OUTSTANDING</b>	
Streets end Drainage	873,391.80	Public Enterprises		Beginning Balance	868,167.92
Sewers end Sewage Processing	2,775,429.00	Recreation-Culture	2,373.91	Collected	838,501.32
Gerbage end Tresh Disposal	1,109,000.00	Public Works	968,906.92	Cancelled, Abated or Adjusted	
Public Buildings end Grounds	337,000.00	Buildings end Grounds	1,212,953.75	Transfers to Tax Title Liens or Foreclosed	200.47
Other Public Works		Library end Education		Ending Balance	29,466.13
<b>HEALTH end WELFARE</b>		Conservation		<b>TAX TITLE LIENS OUTSTANDING</b>	
Health Services Except Environmental	218,110.72	All Other		Beginning Balance	178,673.50
Welfare-Public Assistance	94,800.00			Transfer From Taxes	57,304.95
Hospital, Clinics, First Aid		<b>CAPITAL DEBT AUTHORIZED, ENDING BALANCE</b>		Redeemed	29,155.34
Animal, Insect, & Rodent Control	14,000.00	<b>ISSUED AND UNISSUED</b>	<b>GROSS DEBT</b>	Cancelled, Abated or Adjusted	
Other Welfare Services		School		Transfers to Foreclosed Property	62,779.20
<b>RECREATION end CONSERVATION</b>		Self-Liquidating		Ending Balance	144,043.91
Beeches end Boardwalks		Other	18,296,536	<b>PROPERTY ACQUIRED BY DEED OR</b>	
Parks, Playgrounds, Shede Trees	404,500.00	Total	18,296,536	<b>FORECLOSURE</b>	
Land Reclamation & Conservation	13,455.35	<b>ISSUED AND OUTSTANDING</b>		Beginning Balance	2,341,620.80
Other Recreational Services	263,000.00	School		Transfers From Taxes or Liens	62,779.20
<b>EDUCATION (excluding schools)</b>		Self-Liquidating		Sale for Cash	
Libraries	392,721.65	Other	17,955,000.00	Cancelled, Abated or Adjusted	
Other Educational Services		Total	17,955,000.00	Ending Balance	2,404,400.00
<b>STATUTORY EXPENDITURES</b>		<b>EQUALIZED VALUATION BASIS</b>		<b>CURRENT FINANCES ENDING BALANCE</b>	
Pensions & F. I. C. A.	648,000.00	<b>FOR NET DEBT COMPUTATION</b>	<b>994,852,020</b>	<b>ASSETS</b>	
Employee Fringe Benefits	1,475,000.00	<b>REAL PROPERTY VALUATIONS</b>		Cash	3,839,720.67
Other Statutory Expenditures	20,000.00	Code Class # of Parcels % VAL'N	<b>ASSESSED VALUATION</b>	Taxes Receivable	836,612.47
<b>MUNICIPAL FUNCTIONS</b>		1 Vacant Land 294 3.00	30,749,800.00	Tax Title Liens	144,043.91
<b>CAPITAL IMPROVEMENTS</b>		2 Residential 4993 63.12	667,766,000.00	Foreclosed Property	2,404,400.00
<b>DEBT SERVICE</b>		3 Farm		Emergencies & Other Deferred Charges	46,000.00
Principal Payments	865,000.00	4a Commercial 221 10.46	107,383,100.00	State and Federal Aid Receivable	6,426.20
Interest Payments	1,059,535.00	4b Industrial 107 22.71	233,078,800.00	Other Receivables	627,130.34
<b>DEFERRED CHARGES</b>		4c Apartments 10 .71	7,284,500.00	Total	7,904,333.59
SCHOOL, COUNTY, SPECIAL DISTRICT TAXES	18,902,688.21	Total 5625	1,026,262,200.00	<b>LIABILITIES, RESERVES, AND SURPLUS</b>	
RESERVE FOR UNCOLLECTED TAXES	1,495,000.00	Land Area 4.30 Sq. Miles		Cash Liabilities	3,267,239.79
<b>EXPENDITURES</b>		Net Valuation Taxable-Municipal	1,031,957,952	Reserves for Receivables	4,012,186.72
<b>TOTAL</b>	<b>38,836,689.52</b>	Net Valuation Taxable-County	991,551,430	Surplus	624,907.08
		State Equalized Valuation	951,298,074	Total	7,904,333.59
		State Equalization Ratio	108.53		

\*Includes County Health Service Taxes or County Open Spece Tax. See Table 13.

0704

Population 1990 12,053  
 Population 1994 11,891  
 S & P Rating  
 Moody Rating A

General Tax Rate Par \$100. 6.82  
 State Equalized Tax Rate 1.96

**CEDAR GROVE TOWNSHIP - ESSEX CO.**  
 Form of Government:  
**Council-Manager Plan B (OMCL 50)**  
 Number of Members on Governing Body - 5

PER CAPITA:  
 Gross Debt 995.79  
 Net Debt 302.35  
 Debt Service 13.48  
 Total Tax Levy 1,720.64  
 Municipal Expenditures 570.36

PER CENT:  
 Gross Debt 1.18  
 Net Debt .36  
 Tax Levy Collected 96.76  
 Tax Levy Cancelled, Abated or Adjusted .24

EXPENDITURES-CURRENT YEAR		REVENUES REALIZED-CURRENT YEAR		PROPERTY TAXES-CURRENT YEAR		
<b>GENERAL GOVERNMENT</b>		<b>REVENUES REALIZED-CURRENT YEAR</b>		<b>PROPERTY TAXES-CURRENT YEAR</b>		
Governing Body & Public Boards	4,505.00	Property Taxes Collected	19,785,963.37	STATE EQUALIZED TAX RATE		
Municipal Clerk	86,492.00	Payments in Lieu of Taxes		Local District School Taxes	1.02 10,189,452.00	
Financial Administration	116,969.00	Delinquent Tax & Lien Collections	942,514.30	Regional & Consolidated School Tax		
Assessment of Taxes	52,339.00	Business Personalty Replacement Taxes	169,251.16	School Taxes In Municipal Budget		
Collection of Taxes	43,532.00	Taxes from Public Utilities	803,447.00	County Taxes	.72 * 7,238,923.98	
Planning, Housing & Development	80,979.00	Other Miscellaneous Tax Revenues		County Library Taxes		
Human Resources	115,838.00	State Aid Revenues	738,833.63	Local Municipal Purpose Taxes	.22 2,227,263.82	
Elections	6,006.00	Federal Aid Revenues		Valarian & Senior Citizen Taxes	82,700.00	
General Administration (other)	431,083.00			Total Taxes for Rate Computation	1.96 19,738,339.80	
<b>JUDICIARY</b>		Sale of Acquired Property		Special District Taxes	763,210.09	
Municipal Courts	138,868.00	Other Miscellaneous Revenues	949,790.08	Bank Corp. Taxes		
<b>PUBLIC SAFETY</b>				Added and Omitted Taxes	41,241.57	
Fire Protection	151,902.10	Total	23,389,799.54	Total Taxes Levied - ABSTRACT	20,460,091.45	
Police Protection	1,949,371.89	Prior Years Surplus Appropriated	1,294,000.00	Total Taxes Billad	20,467,444.13	
Civil Defense & Disaster Control	3,380.00	REVENUES TOTAL	24,683,799.54	TAXES COLLECTED	19,785,963.37	
Environmental Inspection & Control	103,075.00	Reserve For Uncollected Taxes	969,584.64	Taxes Cancelled, Abated or Adjusted	48,894.48	
Other Public Safety		CAPITAL OUTLAY TOTAL	623,128.77	Transfer to Tax Title Liens or Foreclosed	14,773.76	
<b>PUBLIC WORKS</b>				Ending Balance	597,812.52	
Streets and Drainage	572,975.16	Public Enterprises	81,535.60	<b>PRIOR YEARS TAXES OUTSTANDING</b>		
Sewers and Sewage Processing		Recreation-Culture	25,496.61	Beginning Balance	1,124,961.42	
Garbage and Trash Disposal		Public Works	420,711.01	Collected	889,680.54	
Public Buildings and Grounds	198,006.00	Buildings and Grounds	95,385.55	Cancelled, Abated or Adjusted		
Other Public Works	3,495.00	Library and Education		Transfers to Tax Title Liens or Foreclosed		
<b>HEALTH and WELFARE</b>		Conservation		Ending Balance	235,280.88	
Health Services Except Environmental	90,364.00	All Other		<b>TAX TITLE LIENS OUTSTANDING</b>		
Welfare-Public Assistance	9,447.00			Beginning Balance	135,637.32	
Hospital, Clinics, First Aid		<b>CAPITAL DEBT AUTHORIZED, ENDING BALANCE</b>		Transfer From Taxes	14,773.76	
Animal, Insect, & Rodent Control	10,966.00	ISSUED AND UNISSUED	GROSS DEBT	Redeamed	52,833.76	
Other Welfare Services		School		Cancelled, Abated or Adjusted	846.75	
<b>RECREATION and CONSERVATION</b>		Self-Liquidating	8,853,055	Transfers to Foreclosed Property		
Beaches and Boardwalks		Other	2,987,904	Ending Balance	96,730.57	
Parks, Playgrounds, Shada Traas	188,156.00	Total	11,840,959	NET DEBT		
Land Reclamation & Conservation	7,160.02	ISSUED AND OUTSTANDING		School	49,000.00	
Other Recraational Services	216,992.00	Self-Liquidating		Other	2,193,904.39	
<b>EDUCATION (excluding schools)</b>		Total		Equalized	2,242,904.39	
Libraries	361,634.00	EQUALIZED VALUATION BASIS		<b>FOR NET DEBT COMPUTATION</b>	1,002,421,555	
Other Educational Services	1,250.00	<b>REAL PROPERTY VALUATIONS</b>				
<b>STATUTORY EXPENDITURES</b>		Code	Class	# of Parcels	% VAL'N	ASSESSED VALUATION
Pensions & F. I. C. A.	312,904.00	1	Vacant Land	274	4.85	13,956,900.00
Employee Fringa Benefits	367,704.00	2	Residential	3477	75.46	217,056,700.00
Other Statutory Expenditures		3	Farm	2	.12	336,800.00
<b>MUNICIPAL FUNCTIONS</b>		4a	Commercial	152	10.30	29,628,400.00
CAPITAL IMPROVEMENTS	44,500.00	4b	Industrial	42	6.67	19,177,200.00
DEBT SERVICE		4c	Apartments	6	2.60	7,487,000.00
Principal Payments	136,887.90	Total		3953		287,643,000.00
Interest Payments	23,457.06	Land Area	4.50	Sq. Miles		
<b>DEFERRED CHARGES</b>	26,863.24	Net Valuation Taxable-Municipal				288,223,200
SCHOOL, COUNTY, SPECIAL DISTRICT TAXES	18,191,586.06	Net Valuation Taxable-County				1,029,563,396
RESERVE FOR UNCOLLECTED TAXES	969,584.64	State Equalized Valuation				1,001,077,591
EXPENDITURES TOTAL	24,973,772.07	State Equalization Ratio				28.75

1404

Population 1990 8,007  
 Population 1994 7,993  
 S & P Rating AA  
 Moody Rating AA

General Tax Rate Per \$100. 2.04  
 State Equalized Tax Rate 1.76

**CHATHAM BOROUGH - MORRIS COUNTY**  
 Form of Government:  
**Borough Council**  
 Number of Members on Governing Body - 6

PER CAPITA: Gross Debt 1,772.86  
 Net Debt 1,204.69  
 Debt Service 128.78  
 Total Tax Levy 1,965.67  
 Municipal Expenditures 885.82  
 PER CENT: Gross Debt 1.62  
 Net Debt 1.10  
 Tax Levy Collected 98.47  
 Tax Levy Cancelled, Abated or Adjusted .34

EXPENDITURES-CURRENT YEAR		REVENUES REALIZED-CURRENT YEAR		PROPERTY TAXES-CURRENT YEAR	
<b>GENERAL GOVERNMENT</b>				<b>STATE EQUALIZED TAX RATE</b> →	
Governing Body & Public Boards		Property Taxes Collected	15,538,299.98	Local District School Taxes	
Municipal Clerk		Payments in Lieu of Taxes		Regional & Consolidated School Tax	1.01 9,036,469.03
Financial Administration	20,400.00	Delinquent Tax & Lien Collections	239,523.80	School Taxes in Municipal Budget	
Assessment of Taxes	38,600.00	Business Personalty Replacement Taxes	120,077.40	County Taxes	.31 * 2,782,780.72
Collection of Taxes	52,655.00	Taxes from Public Utilities	480,553.00	County Library Taxes	
Planning, Housing & Development	58,700.00	Other Miscellaneous Tax Revenues		Local Municipal Purpose Taxes	.43 3,873,398.04
Human Resources	24,354.15	State Aid Revenues	304,432.40	Veteran & Senior Citizen Taxes	40,000.00
Elections		Federal Aid Revenues		Total Taxes for Rate Computation	1.75 15,732,647.79
General Administration (other)	440,640.00			Special District Taxes	
<b>JUDICIARY</b>		Sale of Acquired Property		Bank Corp. Taxes	
Municipal Courts	78,700.00	Other Miscellaneous Revenues	1,126,031.83	Added and Omitted Taxes	18,927.32
<b>PUBLIC SAFETY</b>		Total	17,808,918.41	Total Taxes Levied - ABSTRACT	15,711,575.11
Fire Protection	92,549.30	Prior Years Surplus Appropriated	1,550,403.00	Total Taxes Billed	15,779,799.58
Police Protection	1,479,613.90	REVENUES TOTAL	19,359,321.41	TAXES COLLECTED	15,538,299.98
Civil Defense & Disaster Control	7,750.00	Reserve For Uncollected Taxes	1,248,149.44	Taxes Cancelled, Abated or Adjusted	53,679.25
Environmental Inspection & Control	90,250.00			Transfer to Tax Title Liens or Foreclosed	
Other Public Safety		<b>CAPITAL OUTLAY</b>	<b>TOTAL</b>	Ending Balance	186,729.75
<b>PUBLIC WORKS</b>				<b>PRIOR YEARS TAXES OUTSTANDING</b>	
Streets and Drainage	654,353.35	Public Enterprises		Beginning Balance	257,136.62
Sewers and Sewage Processing	561,597.00	Recreation-Culture	48,418.48	Collected	239,523.80
Garbage and Trash Disposal		Public Works	385,144.38	Cancelled, Abated or Adjusted	2,297.88
Public Buildings and Grounds	103,800.00	Buildings and Grounds	571,554.35	Transfers to Tax Title Liens or Foreclosed	
Other Public Works		Library and Education		Ending Balance	15,314.94
<b>HEALTH and WELFARE</b>		Conservation		<b>TAX TITLE LIENS OUTSTANDING</b>	
Health Services Except Environmental	33,870.00	All Other		Beginning Balance	2,111.77
Welfare-Public Assistance	7,115.00			Transfer From Taxes	1,090.60
Hospital, Clinics, First Aid		<b>CAPITAL DEBT AUTHORIZED, ENDING BALANCE</b>		Redeemed	
Animal, Insect, & Rodent Control	6,200.00	<b>ISSUED AND UNISSUED</b>		Cancelled, Abated or Adjusted	
Other Welfare Services		<b>GROSS DEBT</b>		Transfers to Foreclosed Property	
<b>RECREATION and CONSERVATION</b>		School	3,254,386	Ending Balance	3,202.37
Beaches and Boardwalks		Self-Liquidating	1,287,000	<b>PROPERTY ACQUIRED BY DEED OR</b>	
Parks, Playgrounds, Shade Trees	43,000.00	Other	9,629,119	<b>FORECLOSURE</b>	
Lend Reclamation & Conservation	1,300.00	Total	14,170,505	Beginning Balance	32,200.00
Other Recreational Services	85,130.00	<b>ISSUED AND OUTSTANDING</b>		Transfers From Taxes or Liens	
<b>EDUCATION (excluding schools)</b>		School	1,088,410.47	Sale for Cash	
Libraries	342,000.00	Self-Liquidating		Cancelled, Abated or Adjusted	
Other Educational Services		Other	7,261,670.30	Ending Balance	32,200.00
<b>STATUTORY EXPENDITURES</b>		Total	8,350,080.77	<b>CURRENT FINANCES ENDING BALANCE</b>	
Pensions & F. I. C. A.	293,340.00	<b>EQUALIZED VALUATION BASIS</b>		<b>ASSETS</b>	
Employee Fringe Benefits	246,450.00	<b>FOR NET DEBT COMPUTATION</b>		Cash	2,314,747.32
Other Statutory Expenditures	2,533.00	<b>REAL PROPERTY VALUATIONS</b>		Taxes Receivable	202,044.69
<b>MUNICIPAL FUNCTIONS</b>		<b>Code Class # of Parcels % VAL'N</b>		Tax Title Liens	3,202.37
<b>TOTAL</b>	<b>4,764,900.70</b>	1 Vacant Land 66 1.06	8,105,475.00	Foreclosed Property	32,200.00
<b>CAPITAL IMPROVEMENTS</b>	<b>*MEMO*</b>	2 Residential 2622 79.80	612,551,144.00	Emergencies & Other Deferred Charges	38,000.00
<b>DEBT SERVICE</b>		3 Farm 1 100.00	100.00	State and Federal Aid Receivable	
Principal Payments	720,470.77	4e Commercial 162 15.19	116,581,300.00	Other Receivables	11,784.46
Interest Payments	308,849.30	4b Industrial 26 1.36	10,448,200.00	Total	2,601,978.84
<b>DEFERRED CHARGES</b>	<b>38,000.00</b>	4c Apartments 24 2.59	19,896,800.00	<b>LIABILITIES, RESERVES, AND SURPLUS</b>	
<b>SCHOOL, COUNTY, SPECIAL DISTRICT TAXES</b>	<b>11,819,249.75</b>	Total 2901	767,583,019.00	Cash Liabilities	673,152.91
<b>RESERVE FOR UNCOLLECTED TAXES</b>	<b>1,248,149.44</b>	Land Area 2.35 Sq. Miles		Reserves for Receivables	249,231.52
<b>EXPENDITURES</b>	<b>TOTAL</b>	Net Valuation Taxable-Municipal	768,823,037	Surplus	1,679,594.41
		Net Valuation Taxable-County	882,448,668	Total	2,601,978.84
		State Equalized Valuation	893,445,228		
		State Equalization Ratio	86.04		

\*Includes County Health Service Taxes or County Open Space Tax See Table 13.

Population 1990 9,361  
 Population 1994 9,792  
 S & P Rating  
 Moody Rating AA1

General Tax Rate Per \$100. 1.94  
 State Equalized Tax Rate 1.65

**CHATHAM TOWNSHIP - MORRIS COUNTY**  
 Form of Government:  
**Township Committee**  
 Number of Members on Governing Body - 5

PER CAPITA:  
 Gross Debt 1,468.81  
 Net Debt 233.48  
 Debt Service 29.03  
 Total Tax Levy 2,013.86  
 Municipal Expenditures 680.52

PER CENT:  
 Gross Debt 1.26  
 Net Debt .20  
 Tax Levy Collected 97.31  
 Tax Levy Cancelled, Abated or Adjusted .21

EXPENDITURES-CURRENT YEAR	REVENUES REALIZED-CURRENT YEAR	PROPERTY TAXES-CURRENT YEAR
<b>GENERAL GOVERNMENT</b>		<b>STATE EQUALIZED TAX RATE</b> →
Governing Body & Public Boards	Property Taxes Collected 19,264,633.32	Local District School Taxes
Municipal Clerk	Payments In Lieu of Taxes 374,315.32	Regional & Consolidated School Tax 1.01 11,995,626.97
Financial Administration	Delinquent Tax & Lien Collections 32,063.88	School Taxes In Municipal Budget
Assessment of Taxes 40,796.19	Business Personalty Replacement Taxes 827,652.00	County Taxes .31 * 3,652,302.15
Collection of Taxes 57,200.00	Taxes from Public Utilities	County Library Taxes
Planning, Housing & Development 62,070.00	Other Miscellaneous Tax Revenues 365,856.49	Local Municipal Purpose Taxes .33 3,882,218.49
Human Resources 71,143.09	State Aid Revenues	Veteran & Senior Citizen Taxes 36,250.00
Elections 4,000.00	Federal Aid Revenues	Total Taxes for Rate Computation 1.65 19,566,397.61
General Administration (other) 745,387.30		Special District Taxes
<b>JUDICIARY</b>	Sale of Acquired Property	Bank Corp. Taxes
Municipal Courts 107,257.30	Other Miscellaneous Revenues 417,022.12	Added and Omitted Taxes 189,607.05
<b>PUBLIC SAFETY</b>	Total 21,281,543.13	Total Taxes Levied - ABSTRACT 19,719,754.66
Fire Protection 193,337.10	Prior Years Surplus Appropriated 900,000.00	Total Taxes Billed 19,796,809.00
Police Protection 1,559,370.00	REVENUES TOTAL 22,181,543.13	TAXES COLLECTED 19,264,633.32
Civil Defense & Disaster Control 11,180.00	Reserve For Uncollected Taxes 609,913.21	Taxes Cancelled, Abated or Adjusted 42,559.93
Environmental Inspection & Control 125,200.00	<b>CAPITAL OUTLAY TOTAL 298,793.21</b>	Transfer to Tax Title Liens or Foreclosed 43,276.77
Other Public Safety	Public Enterprises 169,827.66	Ending Balance 446,338.98
<b>PUBLIC WORKS</b>	Recreation-Culture 38,606.01	<b>PRIOR YEARS TAXES OUTSTANDING</b>
Streets and Drainage 604,667.84	Public Works 90,359.54	Beginning Balance 347,364.61
Sewers and Sewage Processing 153,200.00	Buildings and Grounds	Collected 339,619.97
Garbage and Trash Disposal 487,800.00	Library and Education	Cancelled, Abated or Adjusted 3,802.40
Public Buildings and Grounds	Conservation	Transfers to Tax Title Liens or Foreclosed 820.26
Other Public Works	All Other	Ending Balance 3,121.98
<b>HEALTH and WELFARE</b>	<b>CAPITAL DEBT AUTHORIZED, ENDING BALANCE</b>	<b>TAX TITLE LIENS OUTSTANDING</b>
Health Services Except Environmental 47,600.00	ISSUED AND UNISSUED GROSS DEBT NET DEBT	Beginning Balance 194,134.89
Welfare-Public Assistance 7,200.00	School 4,247,613	Transfer From Taxes 44,205.76
Hospital, Clinics, First Aid	Self-Liquidating 7,791,500	Redeemed 34,695.35
Animal, Insect, & Rodent Control	Other 2,343,500	Cancelled, Abated or Adjusted
Other Welfare Services	Total 14,382,613	Transfers to Foreclosed Property
<b>RECREATION and CONSERVATION</b>	ISSUED AND OUTSTANDING	Ending Balance 203,645.30
Beaches and Boardwalks 113,900.00	School 1,420,589.53	<b>PROPERTY ACQUIRED BY DEED OR FORECLOSURE</b>
Perks, Playgrounds, Shade Trees 7,653.58	Self-Liquidating 7,755,000.00	Beginning Balance 6,450.00
Land Reclamation & Conservation 2,000.00	Other 2,343,500.00	Transfers From Taxes or Liens
Other Recreational Services	Total 11,519,089.53	Sale for Cash
<b>EDUCATION (excluding schools)</b>	EQUALIZED VALUATION BASIS FOR NET DEBT COMPUTATION 1,140,708,024	Cancelled, Abated or Adjusted
Libraries 367,000.00	<b>REAL PROPERTY VALUATIONS</b>	Ending Balance 6,450.00
Other Educational Services	Code Class # of Parcels % VAL'N ASSESSED VALUATION	<b>CURRENT FINANCES ENDING BALANCE</b>
<b>STATUTORY EXPENDITURES</b>	1 Vacant Land 236 1.98 19,840,900.00	ASSETS
Pensions & F. I. C. A. 390,500.00	2 Residential 3461 88.58 889,350,795.00	Cash 1,615,275.08
Employee Fringe Benefits 520,000.00	3 Farm 27 .50 5,012,250.00	Taxes Receivable 449,460.96
Other Statutory Expenditures	4a Commercial 30 5.98 60,050,500.00	Tax Title Liens 203,645.30
<b>MUNICIPAL FUNCTIONS TOTAL 5,678,462.40</b>	4b Industrial 1 .03 318,100.00	Foreclosed Property 6,450.00
<b>CAPITAL IMPROVEMENTS *MEMO*</b>	4c Apartments 3 2.93 29,420,600.00	Emergencies & Other Deferred Charges 81,658.75
<b>DEBT SERVICE</b>	Total 3758 1,003,993,145.00	State and Federal Aid Receivable 4,621.87
Principal Payments 175,000.00	Land Area 9.10 Sq. Miles	Other Receivables 64,371.80
Interest Payments 109,242.00	Net Valuation Taxable-Municipal 1,005,497,535	Total 2,425,483.76
<b>DEFERRED CHARGES 91,000.00</b>	Net Valuation Taxable-County 1,159,592,967	<b>LIABILITIES, RESERVES, AND SURPLUS</b>
<b>SCHOOL, COUNTY, SPECIAL DISTRICT TAXES 15,647,929.12</b>	State Equalized Valuation 1,185,179,402	Cash Liabilities 982,582.44
<b>RESERVE FOR UNCOLLECTED TAXES 609,913.21</b>	State Equalization Ratio 84.82	Reserves for Receivables 690,456.48
<b>EXPENDITURES TOTAL 22,311,546.73</b>		Surplus 752,444.84
		Total 2,425,483.76



0439

Population 1990 69,348  
 Population 1994 69,162  
 S & P Rating  
 Moody Rating AA

General Tax Rate Per \$100. 2.86  
 State Equalized Tax Rate 2.67

**CHERRY HILL TOWNSHIP - CAMDEN CO.**  
 Form of Government:  
**Mayor-Council Plan B (OMCL 50)**  
 Number of Members on Governing Body - 7

PER CAPITA:  
 Gross Debt 1,456.64  
 Net Debt 1,255.18  
 Debt Service 80.31  
 Total Tax Levy 1,901.73  
 Municipal Expenditures 531.21

PER CENT:  
 Gross Debt 2.19  
 Net Debt 1.89  
 Tax Levy Collected 96.72  
 Tax Levy Cancelled, Abated or Adjusted .64

EXPENDITURES-CURRENT YEAR		REVENUES REALIZED-CURRENT YEAR		PROPERTY TAXES-CURRENT YEAR	
<b>GENERAL GOVERNMENT</b>		<b>REVENUES REALIZED-CURRENT YEAR</b>		<b>PROPERTY TAXES-CURRENT YEAR</b>	
Governing Body & Public Boards	159,869.00	Property Taxes Collected	125,389,156.24	STATE EQUALIZED TAX RATE	
Municipal Clerk	164,833.00	Payments in Lieu of Taxes		Local District School Taxes	1.55
Financial Administration	633,966.00	Delinquent Tax & Lien Collections	2,367,454.70	Regional & Consolidated School Tax	
Assessment of Taxes	219,125.00	Business Personality Replacement Taxes	1,206,985.32	School Taxes in Municipal Budget	
Collection of Taxes	212,106.00	Taxes from Public Utilities	5,327,293.00	County Taxes	.83
Planning, Housing & Development	96,500.00	Other Miscellaneous Tax Revenues	318,943.37	County Library Taxes	
Human Resources	467,755.63	State Aid Revenues	3,956,069.34	Local Municipal Purpose Taxes	.30
Elections		Federal Aid Revenues		Veteran & Senior Citizen Taxes	
General Administration (other)	1,532,022.00			Total Taxes for Rate Computation	2.68
<b>JUDICIARY</b>		Sale of Acquired Property		Special District Taxes	
Municipal Courts	271,823.00	Other Miscellaneous Revenues	5,699,372.20	Bank Corp. Taxes	
<b>PUBLIC SAFETY</b>		Total	144,265,274.17	Added and Omitted Taxes	
Fire Protection		Prior Years Surplus Appropriated	6,300,000.00	Total Taxes Levied - ABSTRACT	
Police Protection	7,954,952.00	<b>REVENUES</b>	<b>TOTAL</b>	Total Taxes Billed	131,527,444.19
Civil Defense & Disaster Control	15,809.00	Reserve For Uncollected Taxes	5,056,785.60	<b>TAXES COLLECTED</b>	125,389,156.24
Environmental Inspection & Control	763,748.00	<b>CAPITAL OUTLAY</b>	<b>TOTAL</b>	Taxes Cancelled, Abated or Adjusted	828,000.27
Other Public Safety		Public Enterprises	946,913.45	Transfer to Tax Title Liens or Foreclosed	157,928.87
<b>PUBLIC WORKS</b>		Recreation-Culture	39,283.12	Ending Balance	3,271,392.99
Streets and Drainage	2,352,303.00	Public Works	5,305,606.51	<b>PRIOR YEARS TAXES OUTSTANDING</b>	
Sewers and Sewage Processing	4,881,383.00	Buildings and Grounds	2,919,791.62	Beginning Balance	3,135,257.43
Garbage and Trash Disposal		Library and Education	148,912.96	Collected	1,840,437.27
Public Buildings and Grounds		Conservation		Cancelled, Abated or Adjusted	276,266.42
Other Public Works	749,706.00	All Other		Transfers to Tax Title Liens or Foreclosed	11,035.02
<b>HEALTH and WELFARE</b>		<b>CAPITAL DEBT AUTHORIZED, ENDING BALANCE</b>		Ending Balance	1,007,518.72
Health Services Except Environmental		<b>ISSUED AND UNISSUED</b>	<b>GROSS DEBT</b>	<b>TAX TITLE LIENS OUTSTANDING</b>	
Welfare-Public Assistance	69,400.00	School	4,272,606	Beginning Balance	897,440.73
Hospital, Clinics, First Aid		Self-Liquidating	9,043,772	Transfer From Taxes	171,056.02
Animal, Insect, & Rodent Control		Other	87,427,652	Redeemed	527,017.43
Other Welfare Services		Total	100,744,030	Cancelled, Abated or Adjusted	11,140.18
<b>RECREATION and CONSERVATION</b>		<b>ISSUED AND OUTSTANDING</b>		Transfers to Foreclosed Property	
Beaches and Boardwalks		School	4,272,606.00	Ending Balance	530,339.14
Parks, Playgrounds, Shade Trees		Self-Liquidating	7,307,900.00	<b>PROPERTY ACQUIRED BY DEED OR FORECLOSURE</b>	
Land Reclamation & Conservation	63,159.36	Other	79,298,151.72	Beginning Balance	453,667.00
Other Recreational Services	368,180.00	Total	90,878,657.72	Transfers From Taxes or Liens	
<b>EDUCATION (excluding schools)</b>		<b>EQUALIZED VALUATION BASIS FOR NET DEBT COMPUTATION</b>	<b>6,599,046,542</b>	Sale for Cash	
Libraries	1,525,216.00	<b>REAL PROPERTY VALUATIONS</b>		Cancelled, Abated or Adjusted	
Other Educational Services		Code Class # of Parcels % VAL'N	<b>ASSESSED VALUATION</b>	Ending Balance	453,667.00
<b>STATUTORY EXPENDITURES</b>		1 Vacant Land 1457 1.36	58,884,100.00	<b>CURRENT FINANCES ENDING BALANCE</b>	
Pensions & F. I. C. A.	1,486,497.00	2 Residential 22642 69.50	3,007,745,750.00	<b>ASSETS</b>	
Employee Fringe Benefits	2,105,425.00	3 Farm 26 .13	5,695,200.00	Cash	14,042,495.25
Other Statutory Expenditures		4a Commercial 915 23.74	1,027,337,500.00	Taxes Receivable	4,278,911.71
<b>MUNICIPAL FUNCTIONS</b>	<b>TOTAL</b>	4b Industrial 248 3.78	163,491,500.00	Tax Title Liens	530,339.14
CAPITAL IMPROVEMENTS	* MEMO *	4c Apartments 13 1.49	64,447,300.00	Foreclosed Property	453,667.00
DEBT SERVICE		Total 25301	4,327,601,350.00	Emergencies & Other Deferred Charges	130,000.00
Principal Payments	1,835,881.93	Land Area 24.18 Sq. Miles		State and Federal Aid Receivable	281,865.17
Interest Payments	3,718,328.40	Net Valuation Taxable-Municipal	6,353,893,159	Other Receivables	204,693.69
<b>DEFERRED CHARGES</b>	<b>34,661.48</b>	Net Valuation Taxable-County	6,574,550,380	Total	19,921,972.16
SCHOOL, COUNTY, SPECIAL DISTRICT TAXES	117,201,036.97	State Equalized Valuation	6,653,257,863	<b>LIABILITIES, RESERVES, AND SURPLUS</b>	
RESERVE FOR UNCOLLECTED TAXES	5,056,785.60	State Equalization Ratio	93.53	Cash Liabilities	6,971,793.83
<b>EXPENDITURES</b>	<b>TOTAL</b>			Reserves for Receivables	5,467,611.74
	153,940,672.37			Surplus	7,482,566.59
				Total	19,921,972.16

0410

Population 1990 1,526  
 Population 1994 1,531  
 S & P Rating  
 Moody Rating

General Tax Rate Per \$100. 7.25  
 State Equalized Tax Rate 3.03

**CHESILHURST BOROUGH - CAMDEN CO.**  
 Form of Government:  
**Borough Council**  
 Number of Members on Governing Body - 6

PER CAPITA:  
 Gross Debt 2,779.52  
 Net Debt 466.33  
 Debt Service 8.75  
 Total Tax Levy 743.49  
 Municipal Expenditures 1,035.89

PER CENT:  
 Gross Debt 12.06  
 Net Debt 2.01  
 Tax Levy Collected 82.58  
 Tax Levy Cancelled, Abated or Adjusted

EXPENDITURES-CURRENT YEAR		REVENUES REALIZED-CURRENT YEAR				PROPERTY TAXES-CURRENT YEAR		
<b>GENERAL GOVERNMENT</b>		<b>REVENUES REALIZED-CURRENT YEAR</b>				<b>STATE EQUALIZED TAX RATE</b>		
Governing Body & Public Boards		Property Taxes Collected	940,121.67		Local District School Taxes	1.25	470,899.00	
Municipal Clerk		Payments in Lieu of Taxes			Regional & Consolidated School Tax	.69	258,674.15	
Financial Administration	77,466.12	Delinquent Tax & Lien Collections	210,648.55		School Taxes in Municipal Budget			
Assessment of Taxes	75,000.00	Business Personalty Replacement Taxes	5,739.52		County Taxes	.82 *	306,213.37	
Collection of Taxes	23,200.00	Taxes from Public Utilities	77,613.00		County Library Taxes	.03	11,980.40	
Planning, Housing & Development	6,501.00	Other Miscellaneous Tax Revenues			Local Municipal Purpose Taxes	.24	89,400.00	
Human Resources	28,922.99	State Aid Revenues	1,226,209.64		Veteran & Senior Citizen Taxes		14,150.00	
Elections	2,000.00	Federal Aid Revenues			Total Taxes for Rate Computation	3.03	1,151,316.92	
General Administration (other)	248,148.31				Special District Taxes			
<b>JUDICIARY</b>		Sale of Acquired Property			Bank Corp. Taxes			
Municipal Courts	26,875.00	Other Miscellaneous Revenues	141,387.44		Added and Omitted Taxes		1,116.50	
<b>PUBLIC SAFETY</b>					Total Taxes Levied - ABSTRACT		1,138,283.42	
Fire Protection	32,328.60	Prior Years Surplus Appropriated	380,000.00		Total Taxes Billed		1,138,499.68	
Police Protection	255,611.98	REVENUES TOTAL	2,981,719.82		TAXES COLLECTED		940,121.67	
Civil Defense & Disaster Control	1,450.00	Reserve For Uncollected Taxes	280,348.34		Taxes Cancelled, Abated or Adjusted		21.75	
Environmental Inspection & Control	1,500.00				Transfer to Tax Title Liens or Foreclosed		26,179.75	
Other Public Safety		<b>CAPITAL OUTLAY TOTAL</b>	<b>3,159,913.17</b>		Ending Balance		172,176.51	
<b>PUBLIC WORKS</b>		Public Enterprises	2,249,521.25		<b>PRIOR YEARS TAXES OUTSTANDING</b>			
Streets and Drainage	65,345.34	Recreation-Culture			Beginning Balance		225,695.10	
Sewers and Sewage Processing	40,000.00	Public Works	904,048.92		Collected		205,934.48	
Garbage and Trash Disposal	122,500.00	Buildings and Grounds			Cancelled, Abated or Adjusted		12.20	
Public Buildings and Grounds	98,200.00	Library and Education	6,343.00		Transfers to Tax Title Liens or Foreclosed		2,971.70	
Other Public Works	20,000.00	Conservation			Ending Balance		16,776.72	
<b>HEALTH and WELFARE</b>		All Other			<b>TAX TITLE LIENS OUTSTANDING</b>			
Health Services Except Environmental	1.00				Beginning Balance		95,296.30	
Welfare-Public Assistance	2,100.00	<b>CAPITAL DEBT AUTHORIZED, ENDING BALANCE</b>				Transfer From Taxes		29,601.26
Hospital, Clinics, First Aid		ISSUED AND UNISSUED	GROSS DEBT		Redeemed		4,714.07	
Animal, Insect, & Rodent Control	1,700.00	School	1,139		Cancelled, Abated or Adjusted			
Other Welfare Services		Self-Liquidating	3,543,417		Transfers to Foreclosed Property			
<b>RECREATION and CONSERVATION</b>		Other	710,888		Ending Balance		120,183.49	
Beaches and Boardwalks		Total	4,255,445		<b>PROPERTY ACQUIRED BY DEED OR FORECLOSURE</b>			
Perks, Playgrounds, Shade Trees		<b>ISSUED AND OUTSTANDING</b>				Beginning Balance		522,703.79
Land Reclamation & Conservation		School			Transfers From Taxes or Liens			
Other Recreational Services	9,220.00	Self-Liquidating			Sale for Cash			
<b>EDUCATION (excluding schools)</b>		Other			Cancelled, Abated or Adjusted			
Libraries		Total	219,207.69		Ending Balance		522,703.79	
Other Educational Services		<b>EQUALIZED VALUATION BASIS FOR NET DEBT COMPUTATION</b>				<b>CURRENT FINANCES ENDING BALANCE</b>		
<b>STATUTORY EXPENDITURES</b>		<b>FOR NET DEBT COMPUTATION</b>				<b>ASSETS</b>		
Pensions & F. I. C. A.	65,500.00	<b>REAL PROPERTY VALUATIONS</b>				Cash		889,711.32
Employee Fringe Benefits	66,000.00	Code	Class	# of Parcels	% VAL'N	Taxes Receivable		188,953.23
Other Statutory Expenditures	4,000.00	1	Vacant Land	411	12.56	Tax Title Liens		120,183.49
<b>MUNICIPAL FUNCTIONS TOTAL</b>		2	Residential	403	80.62	Foreclosed Property		522,703.79
CAPITAL IMPROVEMENTS	10,000.00	3	Fern			Emergencies & Other Deferred Charges		76,731.68
<b>DEBT SERVICE</b>		4a	Commercial	18	4.83	State and Federal Aid Receivable		
Principal Payments	4,000.00	4b	Industrial	3	1.43	Other Receivables		117,902.65
Interest Payments	9,392.00	4c	Apartments	2	.56	Total		1,916,186.16
<b>DEFERRED CHARGES</b>		Total	837			<b>LIABILITIES, RESERVES, AND SURPLUS</b>		
SCHOOL, COUNTY, SPECIAL DISTRICT TAXES	1,047,766.92	Land Area	1.72	Sq Miles		Cash Liabilities		476,428.17
RESERVE FOR UNCOLLECTED TAXES	280,348.34	Net Valuation Taxable-Municipal	15,688,043		Reserves for Receivables		949,743.16	
EXPENDITURES TOTAL	2,633,711.42	Net Valuation Taxable-County	35,832,375		Surplus		490,014.83	
		State Equalized Valuation	37,359,072		Total		1,916,186.16	
		State Equalization Ratio	41.79					

\*Includes County Health Service Taxes or County Open Space Tax See Table 13

1406

Population 1990 1,214  
 Population 1994 1,305  
 S & P Rating  
 Moody Rating BAA1

General Tax Rate Per \$100. 3.02  
 State Equalized Tax Rate 2.27

**CHESTER BOROUGH - MORRIS COUNTY**  
 Form of Government:  
**Borough Council**  
 Number of Members on Governing Body - 6

PER CAPITA: PER CENT:  
 Gross Debt 1,760.20 Gross Debt 1.22  
 Net Debt 1,124.67 Net Debt .78  
 Debt Service 120.07 Tax Levy Collected 95.35  
 Total Tax Levy 3,458.44 Tax Levy Cancelled, Abated  
 Municipal Expenditures 1,582.85 or Adjusted .57

EXPENDITURES-CURRENT YEAR	REVENUES REALIZED-CURRENT YEAR	PROPERTY TAXES-CURRENT YEAR
<b>GENERAL GOVERNMENT</b>		<b>STATE EQUALIZED TAX RATE</b>
Governing Body & Public Boards		Local District School Taxes .83 1,624,184.14
Municipal Clerk		Regional & Consolidated School Tax .53 1,030,152.98
Financial Administration 60,099.25	Property Taxes Collected 4,305,623.10	School Taxes in Municipal Budget
Assessment of Taxes 9,700.50	Payments in Lieu of Taxes	County Taxes .32 * 626,434.87
Collection of Taxes 33,681.00	Delinquent Tax & Lien Collections 248,141.25	County Library Taxes
Planning, Housing & Development 20,265.00	Business Personalty Replacement Taxes 34,837.54	Local Municipal Purpose Taxes .59 1,153,517.24
Human Resources 53,759.00	Taxes from Public Utilities 126,232.00	Veteran & Senior Citizen Taxes 8,800.00
Elections	Other Miscellaneous Tax Revenues	Total Taxes for Rate Computation 2.27 4,443,089.23
General Administration (other) 292,256.22	State Aid Revenues 74,048.16	Special District Taxes
<b>JUDICIARY</b>	Federal Aid Revenues	Bank Corp. Taxes
Municipal Courts 51,573.00	Sale of Acquired Property	Added and Omitted Taxes 78,979.51
<b>PUBLIC SAFETY</b>	Other Miscellaneous Revenues 374,674.99	Total Taxes Levied - ABSTRACT 4,513,268.74
Fire Protection 35,413.40	Total 5,163,557.04	Total Taxes Billed 4,515,393.16
Police Protection 435,519.00	Prior Years Surplus Appropriated 300,000.00	<b>TAXES COLLECTED</b> 4,305,623.10
Civil Defense & Disaster Control 500.00	<b>REVENUES TOTAL</b> 5,463,557.04	Taxes Cancelled, Abated or Adjusted 25,812.68
Environmental Inspection & Control 48,948.00	Reserve For Uncollected Taxes 313,471.71	Transfer to Tax Title Liens or Foreclosed 4,696.50
Other Public Safety	<b>CAPITAL OUTLAY TOTAL</b> 129,900.68	Ending Balance 179,260.88
<b>PUBLIC WORKS</b>		<b>PRIOR YEARS TAXES OUTSTANDING</b>
Streets and Drainage 146,759.76	Public Enterprises	Beginning Balance 248,141.29
Sewers and Sewage Processing	Recreation-Culture	Collected 248,141.25
Garbage and Trash Disposal 20,054.00	Public Works 96,597.97	Cancelled, Abated or Adjusted .04
Public Buildings and Grounds 26,360.00	Buildings and Grounds 33,302.71	Transfers to Tax Title Liens or Foreclosed
Other Public Works	Library and Education	Ending Balance
<b>HEALTH and WELFARE</b>	Conservation	<b>TAX TITLE LIENS OUTSTANDING</b>
Health Services Except Environmental 37,639.00	All Other	Beginning Balance 13,722.08
Welfare-Public Assistance 1,544.00		Transfer From Taxes 4,696.50
Hospital, Clinics, First Aid	<b>CAPITAL DEBT AUTHORIZED, ENDING BALANCE</b>	Redeemed
Animal, Insect, & Rodent Control	<b>ISSUED AND UNISSUED</b>	Cancelled, Abated or Adjusted
Other Welfare Services	School 630,024	Transfers to Foreclosed Property
<b>RECREATION and CONSERVATION</b>	Self-Liquidating	Ending Balance 18,418.58
Beaches and Boardwalks	Other 1,667,040	<b>PROPERTY ACQUIRED BY DEED OR</b>
Parks, Playgrounds, Shade Trees 5,645.00	Total 2,297,064	<b>FORECLOSURE</b>
Land Reclamation & Conservation		Beginning Balance
Other Recreational Services 8,454.00	<b>ISSUED AND OUTSTANDING</b>	Transfers From Taxes or Liens
<b>EDUCATION (excluding schools)</b>	School 630,024.19	Sale for Cash
Libraries 69,084.00	Self-Liquidating	Cancelled, Abated or Adjusted
Other Educational Services	Other 1,580,040.00	Ending Balance
<b>STATUTORY EXPENDITURES</b>	Total 2,210,064.19	<b>CURRENT FINANCES ENDING BALANCE</b>
Pensions & F. I. C. A. 73,700.00	<b>EQUALIZED VALUATION BASIS</b>	<b>ASSETS</b>
Employee Fringe Benefits 104,500.00	<b>FOR NET DEBT COMPUTATION</b> 188,558.320	Cash 786,730.99
Other Statutory Expenditures	<b>REAL PROPERTY VALUATIONS</b>	Taxes Receivable 179,260.88
<b>MUNICIPAL FUNCTIONS</b>	Code Class # of Parcels % VAL'N	Tax Title Liens 18,418.58
<b>CAPITAL IMPROVEMENTS</b> *MEMO* 147,680.00	1 Vacant Land 59 2.05	Foreclosed Property
<b>DEBT SERVICE</b>	2 Residential 414 51.53	Emergencies & Other Deferred Charges 20,000.00
Principal Payments 55,000.00	3 Farm 18 .61	State and Federal Aid Receivable
Interest Payments 101,697.77	4a Commercial 125 45.44	Other Receivables 46,137.94
<b>DEFERRED CHARGES</b> 60,000.00	4b Industrial	Total 1,050,548.39
<b>SCHOOL, COUNTY, SPECIAL DISTRICT TAXES</b> 3,280,771.99	4c Apartments 2 .37	<b>LIABILITIES, RESERVES, AND SURPLUS</b>
<b>RESERVE FOR UNCOLLECTED TAXES</b> 313,471.71	Total 618	Cash Liabilities 188,194.92
<b>EXPENDITURES TOTAL</b> 5,346,395.60	Land Area 1.60 Sq. Miles	Reserves for Receivables 243,817.40
	Net Valuation Taxable-Municipal 146,416,292	Surplus 618,536.07
	Net Valuation Taxable-County 199,275,598	Total 1,050,548.39
	State Equalized Valuation 194,350,619	
	State Equalization Ratio 75.18	

\*Includes County Health Service Taxes or County Open Space Tax See Table 13.

1407

Population 1990 5,958  
 Population 1994 6,327  
 S & P Rating  
 Moody Rating AA3

General Tax Rate Per \$100. 2.06  
 State Equalized Tax Rate 1.90

**CHESTER TOWNSHIP - MORRIS COUNTY**  
 Form of Government:  
**Small Municipality Plan C (OMCL 50)**  
 Number of Members on Governing Body - 5

PER CAPITA:  
 Gross Debt 1,373.24  
 Net Debt 1,010.44  
 Debt Service 117.79  
 Total Tax Levy 2,263.75  
 Municipal Expenditures 870.88

PER CENT:  
 Gross Debt 1.26  
 Net Debt .93  
 Tax Levy Collected 97.42  
 Tax Levy Cancelled, Abated or Adjusted .55

EXPENDITURES-CURRENT YEAR		REVENUES REALIZED-CURRENT YEAR			PROPERTY TAXES-CURRENT YEAR	
<b>GENERAL GOVERNMENT</b>		<b>REVENUES REALIZED-CURRENT YEAR</b>			<b>STATE EQUALIZED TAX RATE</b>	
Governing Body & Public Boards		Property Taxes Collected	13,955,414.86		Local District School Taxes	.79 5,825,620.78
Municipal Clerk		Payments in Lieu of Taxes			Regional & Consolidated School Tax	.43 3,141,417.24
Financial Administration	44,190.00	Delinquent Tax & Lien Collections	527,161.96		School Taxes in Municipal Budget	
Assessment of Taxes	39,100.00	Business Personalty Replacement Taxes	49,409.64		County Taxes	.30 * 2,179,081.85
Collection of Taxes	45,080.00	Taxes from Public Utilities	921,353.00		County Library Taxes	
Planning, Housing & Development	77,450.00	Other Miscellaneous Tax Revenues			Local Municipal Purpose Taxes	.38 2,796,758.80
Human Resources	124,354.83	State Aid Revenues	302,310.13		Veteran & Senior Citizen Taxes	19,450.00
Elections		Federal Aid Revenues			Total Taxes for Rate Computation	1.90 13,962,328.67
General Administration (other)	491,741.36				Special District Taxes	3,875.69
<b>JUDICIARY</b>		Sale of Acquired Property	644,067.37		Bank Corp. Taxes	
Municipal Courts	78,110.00	Other Miscellaneous Revenues	16,399,716.96		Added and Omitted Taxes	375,973.24
<b>PUBLIC SAFETY</b>		Prior Years Surplus Appropriated	600,000.00		Total Taxes Levied - ABSTRACT	14,322,727.59
Fire Protection	113,773.00	REVENUES TOTAL	16,999,716.96		Total Taxes Billed	14,324,872.87
Police Protection	1,090,612.14	Reserve For Uncollected Taxes	624,000.00		TAXES COLLECTED	13,955,414.86
Civil Defense & Disaster Control	103.00	<b>CAPITAL OUTLAY TOTAL</b>			Taxes Cancelled, Abated or Adjusted	78,482.44
Environmental Inspection & Control	130,000.00		1,797,016.13		Transfer to Tax Title Liens or Foreclosed	19,767.76
Other Public Safety		Public Enterprises	295,597.17		Ending Balance	271,207.81
<b>PUBLIC WORKS</b>		Recreation-Culture	201,224.55		<b>PRIOR YEARS TAXES OUTSTANDING</b>	
Straets and Drainage	730,914.55	Public Works	1,300,194.41		Beginning Balance	653,674.41
Sewers and Sewage Processing		Buildings and Grounds			Collected	521,788.26
Garbage and Trash Disposal	214,550.00	Library and Education			Cancelled, Abated or Adjusted	
Public Buildings and Grounds	66,897.00	Conservation			Transfers to Tax Title Liens or Foreclosed	12,568.36
Other Public Works		All Other			Ending Balance	119,317.79
<b>HEALTH and WELFARE</b>		<b>CAPITAL DEBT AUTHORIZED, ENDING BALANCE</b>			<b>TAX TITLE LIENS OUTSTANDING</b>	
Health Services Except Environmental	52,785.00	ISSUED AND UNISSUED	GROSS DEBT	NET DEBT	Beginning Balance	23,307.55
Welfare-Public Assistance	1,655.00	School	2,295,494		Transfer From Taxes	32,471.24
Hospital, Clinics, First Aid		Self-Liquidating			Redeemed	5,373.70
Animal, Insect, & Rodent Control		Other	6,393,023	6,393,023	Cancelled, Abated or Adjusted	
Other Welfare Services		Total	8,688,517	6,393,023	Transfers to Foreclosed Property	
<b>RECREATION and CONSERVATION</b>		<b>ISSUED AND OUTSTANDING</b>			Ending Balance	50,405.09
Beeches and Boardwalks		School	2,295,494.75		<b>PROPERTY ACQUIRED BY DEED OR FORECLOSURE</b>	
Parks, Playgrounds, Shade Trees	31,950.00	Self-Liquidating	5,242,000.00		Beginning Balance	
Land Reclamation & Conservation	3,929.05	Other	7,537,494.75		Transfers From Taxes or Liens	
Other Recreational Services	11,250.00	<b>Total</b>			Sale for Cash	
<b>EDUCATION (excluding schools)</b>		<b>EQUALIZED VALUATION BASIS FOR NET DEBT COMPUTATION</b>			Cancelled, Abated or Adjusted	
Libraries	242,580.00	687,012,718			Ending Balance	
Other Educational Services		<b>REAL PROPERTY VALUATIONS</b>			<b>CURRENT FINANCES ENDING BALANCE</b>	
<b>STATUTORY EXPENDITURES</b>		Code	Class	# of Parcels	% VAL N	ASSESSED VALUATION
Pensions & F. I. C. A.	253,389.00	1	Vecant Land	358	7.26	49,009,800.00
Employee Fringe Benefits	226,000.00	2	Residential	1847	82.91	559,702,000.00
Other Statutory Expenditures		3	Farm	213	4.70	31,745,000.00
		4a	Commercial	108	4.11	27,759,400.00
		4b	Industrial	8	.96	6,449,300.00
		4c	Apertments	1	.06	427,500.00
		Total		2535		675,093,000.00
		Land Area	28.90	Sq. Miles		
		Net Valuation Taxable-Municipal			676,942,910	
		Net Valuation Taxable-County			692,532,256	
		State Equalized Valuation			734,452,189	
		State Equalization Ratio			92.15	
<b>MUNICIPAL FUNCTIONS</b>		<b>ASSETS</b>				
CAPITAL IMPROVEMENTS	4,070,410.93	CASH				
DEBT SERVICE	40,000.00	Taxes Receivable				
Principal Payments	478,000.00	Tax Title Liens				
Interest Payments	267,244.30	Foreclosed Property				
<b>DEFERRED CHARGES</b>		Emergencies & Other Deferred Charges				
SCHOOL, COUNTY, SPECIAL DISTRICT TAXES	70,417.25	State and Federal Aid Receivable				
RESERVE FOR UNCOLLECTED TAXES	11,149,995.55	Other Receivables				
EXPENDITURES	16,660,068.03	Total				
		LIABILITIES, RESERVES, AND SURPLUS				
		Cash Liabilities				
		Reserves for Receivables				
		Surplus				
		Total				

\*Includes County Health Service Taxes or County Open Space Tax. See Table 13.

0307

Population 1990 5,152  
 Population 1994 5,228  
 S & P Rating  
 Moody Rating

General Tax Rate Per \$100. 2.00  
 State Equalized Tax Rate 2.20

**CHESTERFIELD TWP. - BURLINGTON CO.**

Form of Government:  
**Township Committee**  
 Number of Members on Governing Body - 3

PER CAPITA:

Gross Debt 519.13  
 Net Debt 519.13  
 Debt Service 61.30  
 Total Tax Levy 752.35  
 Municipal Expenditures 291.47

PER CENT:

Gross Debt 1.61  
 Net Debt 1.61  
 Tax Levy Collected 94.68  
 Tax Levy Cancelled, Abated or Adjusted .03

EXPENDITURES-CURRENT YEAR		REVENUES REALIZED-CURRENT YEAR		PROPERTY TAXES-CURRENT YEAR	
<b>GENERAL GOVERNMENT</b>		<b>REVENUES REALIZED-CURRENT YEAR</b>		<b>STATE EQUALIZED TAX RATE</b>	
Governing Body & Public Boards		Property Taxes Collected	3,725,954.18	Local District School Taxes	.54 1,619,257.00
Municipal Clerk		Payments In Lieu of Taxes		Regional & Consolidated School Tax	.61 1,040,173.02
Financet Administration	48,000.00	Delinquent Tax & Lien Collections	170,644.37	School Taxes in Municipal Budget	
Assessment of Taxes	24,250.00	Business Personality Replacement Taxes	35,731.88	County Taxes	.51 * 881,355.94
Collection of Taxes	22,000.00	Taxes from Public Utilities	291,801.00	County Library Taxes	.03 57,965.04
Planning, Housing & Development	57,250.00	Other Miscellaneous Tax Revenues		Local Municipal Purpose Taxes	.10 169,908.64
Human Resources	50,352.00	State Aid Revenues	218,823.91	Veteran & Senior Citizen Taxes	
Elections		Federal Aid Revenues		Total Taxes for Beta Computation	2.19 3,789,859.64
General Administration (other)	207,000.00			Special District Taxes	
<b>JUDICIARY</b>		Sale of Acquired Property		Bank Corp. Taxes	
Municipal Courts	59,500.00	Other Miscellaneous Revenues	233,776.20	Added and Omitted Taxes	
<b>PUBLIC SAFETY</b>				Total Taxes Levied - ABSTRACT	3,933,280.71
Fire Protection	200.00	Prior Years Surplus Appropriated	482,652.00	Total Taxes Billed	3,935,209.43
Police Protection	57,442.00	REVENUES TOTAL	5,159,383.54	TAXES COLLECTED	3,725,954.18
Civil Defense & Disaster Control	2,600.00	Reserve For Uncollected Taxes	257,094.52	Taxes Cancelled, Abated or Adjusted	1,052.03
Environmental Inspection & Control	42,500.00			Transfer to Tax Title Liens or Foreclosed	621.82
Other Public Safety		<b>CAPITAL OUTLAY TOTAL</b>	<b>147,436.03</b>	Ending Balance	207,981.40
<b>PUBLIC WORKS</b>				<b>PRIOR YEARS TAXES OUTSTANDING</b>	
Streets and Drainage	174,912.91	Public Enterprises		Beginning Balance	174,330.15
Sewers and Sewage Processing		Recreation-Culture	5,086.58	Collected	170,644.37
Garbage and Trash Disposal		Public Works	142,349.45	Cancelled, Abated or Adjusted	
Public Buildings and Grounds	49,500.00	Buildings and Grounds		Transfers to Tax Title Liens or Foreclosed	
Other Public Works		Library and Education		Ending Balance	3,685.78
<b>HEALTH and WELFARE</b>		Conservation		<b>TAX TITLE LIENS OUTSTANDING</b>	
Health Services Except Environmental	2,350.00	All Other		Beginning Balance	2,376.01
Welfare-Public Assistance	11,300.00			Transfer From Taxes	621.82
Hospital, Clinics, First Aid		<b>CAPITAL DEBT AUTHORIZED, ENDING BALANCE</b>		Redeemed	
Animal, Insect, & Rodent Control		<b>ISSUED AND UNISSUED</b>		Cancelled, Abated or Adjusted	
Other Welfare Services		School		Transfers to Foreclosed Property	
<b>RECREATION and CONSERVATION</b>		Self-Liquidating		Ending Balance	2,997.83
Beaches and Boardwalks		Other	2,714,000	<b>PROPERTY ACQUIRED BY DEED OR</b>	
Perks, Playgrounds, Sheda Trees	25,000.00	Total	2,714,000	<b>FORECLOSURE</b>	
Land Reclamation & Conservation	5,600.00			Beginning Balance	7,800.00
Other Recreational Services	4,000.00	<b>ISSUED AND OUTSTANDING</b>		Transfers From Taxes or Liens	
<b>EDUCATION (excluding schools)</b>		School		Sale for Cash	
Libraries	10,000.00	Self-Liquidating		Cancelled, Abated or Adjusted	
Other Educational Services	1,500.00	Other	2,440,000.00	Ending Balance	7,800.00
<b>STATUTORY EXPENDITURES</b>		Total	2,440,000.00	<b>CURRENT FINANCES ENDING BALANCE</b>	
Pensions & F. I. C. A.	51,000.00	<b>EQUALIZED VALUATION BASIS</b>		<b>ASSETS</b>	
Employee Fringe Benefits	30,000.00	<b>FOR NET DEBT COMPUTATION</b>	168,649,423	Cash	1,246,316.29
Other Statutory Expenditures		<b>REAL PROPERTY VALUATIONS</b>		Taxes Receivable	211,667.18
<b>MUNICIPAL FUNCTIONS</b>		Code Class # of Parcels % VALN ASSESSED VALUATION		Tax Title Liens	2,997.83
<b>CAPITAL IMPROVEMENTS</b>	<b>*MEMO*</b>	1 Vacant Land 78 2.68 5,021,500.00		Foreclosed Property	7,800.00
<b>DEBT SERVICE</b>		2 Residential 675 65.00 122,020,600.00		Emergencies & Other Deferred Charges	
Principal Payments	160,000.00	3 Farm 418 23.29 43,732,200.00		State and Federal Aid Receivable	12,724.48
Interest Payments	160,465.00	4a Commercial 70 8.94 16,778,100.00		Other Receivables	11,179.59
		4b Industrial		Total	1,492,685.37
		4c Apartments 1 .09 161,700.00		<b>LIABILITIES, RESERVES, AND SURPLUS</b>	
		Total 1242 187,714,100.00		Cash Liabilities	509,166.78
<b>DEFERRED CHARGES</b>		Land Area 21.81 Sq. Miles		Reserves for Receivables	233,644.60
SCHOOL, COUNTY, SPECIAL DISTRICT TAXES	3,717,498.00	Net Valuation Taxable-Municipal	188,839,968	Surplus	749,873.99
RESERVE FOR UNCOLLECTED TAXES	257,094.52	Net Valuation Taxable-County	173,060,355	Total	1,492,685.37
EXPENDITURES TOTAL	5,241,314.43	State Equalized Valuation	171,666,524		
		State Equalization Ratio	110.07		

\*Includes County Health Service Taxes or County Open Space Tax. See Table 13.

0308

Population 1990 **14,583**  
 Population 1994 **14,689**  
 S & P Rating  
 Moody Rating **AAA**

General Tax Rate Per \$100. **2.26**  
 State Equalized Tax Rate **2.17**

**CINNAMINSON TWP. - BURLINGTON CO.**

Form of Government:  
**Township Committee**

Number of Members on Governing Body - **5**

PER CAPITA:  
 Gross Debt **889.11**  
 Net Debt **313.85**  
 Debt Service **35.52**  
 Total Tax Levy **1,391.75**  
 Municipal Expenditures **492.67**

PER CENT:  
 Gross Debt **1.47**  
 Net Debt **.52**  
 Tax Levy Collected **97.66**  
 Tax Levy Cancelled, Abated or Adjusted **.18**

EXPENDITURES-CURRENT YEAR		REVENUES REALIZED-CURRENT YEAR		PROPERTY TAXES-CURRENT YEAR			
<b>GENERAL GOVERNMENT</b>		<b>Property Taxes Collected</b>		<b>STATE EQUALIZED TAX RATE</b> <b>2.17</b>			
Governing Body & Public Boards			<b>19,972,608.90</b>	Local District School Taxes	<b>1.30</b> <b>11,646,290.00</b>		
Municipal Clerk				Regional & Consolidated School Tax			
Financial Administration	<b>71,900.00</b>	Payments In Lieu of Taxes		School Taxes in Municipal Budget			
Assessment of Taxes	<b>41,900.00</b>	Delinquent Tax & Lien Collections	<b>573,748.19</b>	County Taxes	<b>.52</b> * <b>4,645,046.69</b>		
Collection of Taxes	<b>67,350.00</b>	Business Personalty Replacement Taxes	<b>285,662.44</b>	County Library Taxes	<b>.03</b> <b>305,158.42</b>		
Plenning, Housing & Development	<b>46,552.00</b>	Taxes from Public Utilities	<b>1,572,082.80</b>	Local Municipal Purpose Taxes	<b>.32</b> <b>2,852,411.22</b>		
Human Resources	<b>149,844.00</b>	Other Miscellaneous Tax Revenues		Veteran & Senior Citizen Taxes	<b>137,400.00</b>		
Elections		State Aid Revenues	<b>615,984.98</b>	Total Taxes for Rate Computation	<b>2.17</b> <b>19,586,306.33</b>		
General Administration (other)	<b>575,560.00</b>	Federal Aid Revenues		Special District Taxes	<b>865,858.00</b>		
<b>JUDICIARY</b>		Sale of Acquired Property		Bank Corp. Taxes			
Municipal Courts	<b>58,970.00</b>	Other Miscellaneous Revenues	<b>681,242.23</b>	Added and Omitted Taxes	<b>128,666.34</b>		
<b>PUBLIC SAFETY</b>			<b>Total</b>	Total Taxes Levied - ABSTRACT	<b>20,443,430.67</b>		
Fire Protection		Prior Years Surplus Appropriated	<b>1,033,000.00</b>	Total Taxes Billed	<b>20,450,256.21</b>		
Police Protection	<b>1,738,490.00</b>	<b>REVENUES TOTAL</b>	<b>24,734,329.54</b>	<b>TAXES COLLECTED</b>	<b>19,972,608.90</b>		
Civil Defense & Disaster Control	<b>1,500.00</b>	Reserve For Uncollected Taxes	<b>787,121.98</b>	Taxes Cancelled, Abated or Adjusted	<b>36,944.53</b>		
Environmental Inspection & Control		<b>CAPITAL OUTLAY TOTAL</b>		Transfer to Tax Title Liens or Foreclosed	<b>2,897.23</b>		
Other Public Safety			<b>1,060,054.96</b>	Ending Balance	<b>437,805.55</b>		
<b>PUBLIC WORKS</b>		Public Enterprises		<b>PRIOR YEARS TAXES OUTSTANDING</b>			
Streets and Drainage	<b>1,221,312.16</b>	Recreation-Culture	<b>60,959.00</b>	Beginning Balance	<b>507,493.81</b>		
Sewers and Sewage Processing		Public Works	<b>66,025.00</b>	Collected	<b>481,314.28</b>		
Garbage and Trash Disposal	<b>810,000.00</b>	Buildings and Grounds	<b>916,691.46</b>	Cancelled, Abated or Adjusted			
Public Buildings and Grounds	<b>105,000.00</b>	Library and Education	<b>16,379.50</b>	Transfers to Tax Title Liens or Foreclosed			
Other Public Works		Conservation		Ending Balance	<b>26,179.53</b>		
<b>HEALTH and WELFARE</b>		All Other		<b>TAX TITLE LIENS OUTSTANDING</b>			
Health Services Except Environmental	<b>4,200.00</b>	<b>CAPITAL DEBT AUTHORIZED, ENDING BALANCE</b>		Beginning Balance	<b>99,391.79</b>		
Welfare-Public Assistance	<b>7,185.00</b>	ISSUED AND UNISSUED	<b>GROSS DEBT</b>	Transfer From Taxes	<b>2,897.23</b>		
Hospital, Clinics, First Aid		School	<b>8,450,000</b>	Redeemed	<b>92,433.91</b>		
Animal, Insect, & Rodent Control	<b>12,000.00</b>	Self-Liquidating		Cancelled, Abated or Adjusted			
Other Welfare Services		Other	<b>4,610,109</b>	Transfers to Foreclosed Property			
<b>RECREATION and CONSERVATION</b>		<b>Total</b>	<b>13,060,109</b>	Ending Balance	<b>9,855.11</b>		
Beeches and Boardwalks		<b>ISSUED AND OUTSTANDING</b>		<b>PROPERTY ACQUIRED BY DEED OR FORECLOSURE</b>			
Perks, Playgrounds, Shade Trees	<b>2,000.00</b>	School	<b>1,450,000.00</b>	Beginning Balance	<b>26,070.00</b>		
Land Reclamation & Conservation	<b>9,582.40</b>	Self-Liquidating		Transfers From Taxes or Liens			
Other Recreational Services	<b>80,850.00</b>	Other		Sale for Cash			
<b>EDUCATION (excluding schools)</b>		<b>Total</b>	<b>5,867,043.68</b>	Cancelled, Abated or Adjusted			
Libraries	<b>35,000.00</b>	<b>EQUALIZED VALUATION BASIS</b>		Ending Balance	<b>26,070.00</b>		
Other Educational Services		<b>FOR NET DEBT COMPUTATION</b>		<b>CURRENT FINANCES ENDING BALANCE</b>			
<b>STATUTORY EXPENDITURES</b>		<b>REAL PROPERTY VALUATIONS</b>		<b>ASSETS</b>			
Pensions & F. I. C. A.	<b>320,802.00</b>	Code	Class	# of Parcels	% VAL'N	ASSESSED VALUATION	
Employee Fringe Benefits	<b>500,000.00</b>	1	Vecant Land	304	1.43	<b>12,210,100.00</b>	
Other Statutory Expenditures		2	Residential	4894	78.00	<b>663,934,550.00</b>	
<b>MUNICIPAL FUNCTIONS</b>		3	Ferm	16	.13	<b>1,092,850.00</b>	
CAPITAL IMPROVEMENTS	<b>*MEMO* 50,000.00</b>	4e	Commercial	172	11.24	<b>95,685,800.00</b>	
<b>DEBT SERVICE</b>		4b	Industrial	107	9.18	<b>78,170,300.00</b>	
Principal Payments	<b>357,049.66</b>	4c	Apartments	1	.01	<b>95,200.00</b>	
Interest Payments	<b>164,750.00</b>	Total		<b>5494</b>		<b>851,188,800.00</b>	
<b>DEFERRED CHARGES</b>		Land Area	<b>7.57</b>	Sq. Miles			
SCHOOL, COUNTY, SPECIAL DISTRICT TAXES	<b>17,462,353.11</b>	Net Valuation Taxable-Municipal				<b>857,812,877</b>	
RESERVE FOR UNCOLLECTED TAXES	<b>787,121.98</b>	Net Valuation Taxable-County				<b>911,080,566</b>	
EXPENDITURES	<b>TOTAL 24,699,113.31</b>	State Equalized Valuation				<b>892,448,616</b>	
		State Equalization Ratio				<b>96.09</b>	
						<b>LIABILITIES, RESERVES, AND SURPLUS</b>	
						Cash	<b>6,440,969.70</b>
						Taxes Receivable	<b>463,985.08</b>
						Tax Title Liens	<b>9,855.11</b>
						Foreclosed Property	<b>26,070.00</b>
						Emergencies & Other Delerred Charges	
						State and Federal Aid Receivable	<b>1,373.16</b>
						Other Receivables	<b>26,892.90</b>
						<b>Total</b>	<b>6,969,145.95</b>
						<b>LIABILITIES, RESERVES, AND SURPLUS</b>	
						Cash Liabilities	<b>3,801,685.43</b>
						Reserves for Receivables	<b>526,803.09</b>
						Surplus	<b>2,640,657.43</b>
						<b>Total</b>	<b>6,969,145.95</b>

\*Includes County Health Service Taxes or County Open Space Tax. See Table 13.

2002

Population 1990 14,629  
 Population 1994 14,610  
 S & P Rating  
 Moody Rating A1

General Tax Rate Per \$100. 3.94  
 State Equalized Tax Rate 2.32

CLARK TOWNSHIP - UNION COUNTY  
 Form of Government:  
 Mayor-Council Plan F (OMCL 50)  
 Number of Members on Governing Body - 7

PER CAPITA: PER CENT:  
 Gross Debt 755.31 Gross Debt .94  
 Net Debt 721.73 Net Debt .90  
 Debt Service 58.12 Tax Levy Collected 98.25  
 Total Tax Levy 1,876.04 Tax Levy Cancelled, Abated  
 Municipal Expenditures 838.34 or Adjusted .62

EXPENDITURES-CURRENT YEAR		REVENUES REALIZED-CURRENT YEAR		PROPERTY TAXES-CURRENT YEAR	
<b>GENERAL GOVERNMENT</b>		<b>REVENUES REALIZED-CURRENT YEAR</b>		<b>PROPERTY TAXES-CURRENT YEAR</b>	
Governing Body & Public Boards	48,530.00	Property Taxes Collected	26,951,904.65	STATE EQUALIZED TAX RATE	
Municipal Clerk	107,832.50	Payments In Lieu of Taxes		Local District School Taxes	.80 9,409,167.00
Financial Administration	99,039.80	Delinquent Tax & Lien Collections	279,482.99	Regional & Consolidated School Tax	.50 5,920,898.37
Assessment of Taxes	120,181.30	Business Personality Replacement Taxee	560,244.08	School Taxes In Municipal Budget	
Collection of Taxes	42,806.00	Taxes from Public Utilities	1,028,793.00	County Taxes	.46 * 5,406,416.66
Planning, Housing & Development	15,098.04	Other Miscellaneous Tax Revenuee		County Library Taxes	
Human Resources	157,972.24	State Aid Revenues	741,694.99	Local Municipal Purpose Taxes	.56 6,647,522.88
Elections	12,700.00	Federal Aid Revenues		Veteran & Senior Citizen Taxes	189,000.00
General Administration (other)	547,226.40			Total Taxes for Rate Computation	2.32 27,573,004.91
<b>JUDICIARY</b>		Sale of Acquired Property		Special District Taxes	
Municipal Courts	176,609.00	Other Miscellaneous Revenues	1,624,184.61	Bank Corp. Taxes	
<b>PUBLIC SAFETY</b>				Added and Omitted Taxes	24,930.35
Fire Protection	369,670.90			Total Taxes Levied - ABSTRACT	27,408,935.26
Police Protection	2,766,745.55	Prior Years Surplus Appropriated	1,100,000.00	Total Taxes Billed	27,432,202.77
Civil Defense & Disaster Control	11,064.00	<b>REVENUES TOTAL</b>	<b>32,286,304.32</b>	<b>TAXES COLLECTED</b>	<b>26,951,904.65</b>
Environmental Inspection & Control	124,775.00	Reserve For Uncollected Taxes	558,904.00	Taxes Cancelled, Abated or Adjusted	169,682.40
Other Public Safety		<b>CAPITAL OUTLAY TOTAL</b>	<b>2,925,355.19</b>	Transfer to Tax Title Liens or Foreclosed	8,571.50
<b>PUBLIC WORKS</b>				Ending Balance	302,044.22
Streets and Drainage	995,945.31	Public Enterprises	200,000.00	<b>PRIOR YEARS TAXES OUTSTANDING</b>	
Sewers and Sewage Processing	1,979,323.00	Recreation-Culture		Beginning Balance	288,736.05
Garbage and Trash Disposal		Public Works	319,693.46	Collected	279,482.99
Public Buildings and Grounds	226,621.06	Buildings and Grounds	2,405,661.73	Cancelled, Abated or Adjusted	
Other Public Works	781,883.36	Library and Education		Transfers to Tax Title Liens or Foreclosed	
<b>HEALTH and WELFARE</b>		Conservation		Ending Balance	9,253.06
Health Services Except Environmental	40,395.22	All Other		<b>TAX TITLE LIENS OUTSTANDING</b>	
Welfare Public Assistance	6,460.00			Beginning Balance	54,052.72
Hospital, Clinics, First Aid	2,000.00	<b>CAPITAL DEBT AUTHORIZED, ENDING BALANCE</b>		Transfer From Taxes	8,571.50
Animal, Insect, & Rodent Control	10,000.00	<b>ISSUED AND UNISSUED</b>		Redeemed	
Other Welfare Services		School	124,530	Cancelled, Abated or Adjusted	
<b>RECREATION and CONSERVATION</b>		Self-Liquidating	200,000	Transfers to Foreclosed Property	
Beaches and Boardwalks		Other	10,710,530	Ending Balance	62,624.22
Perks, Playgrounds, Shade Trees	13,578.00	Total	11,035,060	<b>PROPERTY ACQUIRED BY DEED OR FORECLOSURE</b>	
Land Reclamation & Conservation	126,759.00	<b>ISSUED AND OUTSTANDING</b>		Beginning Balance	35,575.00
Other Recreational Services	47,911.64	School	124,530.81	Transfers From Taxes or Liens	
<b>EDUCATION (excluding schools)</b>		Self-Liquidating		Sale for Cash	
Libraries	431,003.00	Other	10,344,300.00	Cancelled, Abated or Adjusted	
Other Educational Services		Total	10,468,830.81	Ending Balance	35,575.00
<b>STATUTORY EXPENDITURES</b>		<b>EQUALIZED VALUATION BASIS FOR NET DEBT COMPUTATION</b>	<b>1,170,805,609</b>	<b>CURRENT FINANCES ENDING BALANCE</b>	
Pensions & F. I. C. A.	490,465.00	<b>REAL PROPERTY VALUATIONS</b>		<b>ASSETS</b>	
Employee Fringe Benefits	963,241.00	Code Class # of Parcels % VAL'N	ASSESSED VALUATION	Cash	1,471,144.38
Other Statutory Expenditures		1 Vacant Land 107 1.69	11,711,500.00	Taxes Receivable	311,297.28
<b>MUNICIPAL FUNCTIONS</b>		2 Residential 4734 78.25	541,779,000.00	Tax Title Liens	62,624.22
<b>CAPITAL IMPROVEMENTS</b>	<b>TOTAL</b>	3 Farm 3 .02	121,500.00	Foreclosed Property	35,575.00
<b>*MEMO*</b>	<b>10,715,833.32</b>	4a Commercial 202 11.90	82,400,100.00	Emergencies & Other Deferred Charges	529,980.38
<b>DEBT SERVICE</b>		4b Industrial 23 5.43	37,594,600.00	State and Federal Aid Receivable	18,801.58
Principal Payments	400,000.00	4c Apartments 6 2.70	18,727,200.00	Other Receivables	218,247.49
Interest Payments	449,163.43	Total 5075	692,333,900.00	Total	2,647,670.33
<b>DEFERRED CHARGES</b>		Land Area 4.53 Sq Miles		<b>LIABILITIES, RESERVES, AND SURPLUS</b>	
SCHOOL, COUNTY, SPECIAL DISTRICT TAXES	124,308.85	Net Valuation Taxable-Municipal	693,854,998	Cash Liabilities	1,337,480.72
RESERVE FOR UNCOLLECTED TAXES	20,736,482.03	Net Valuation Taxable-County	1,152,744,277	Reserves for Receivables	3,588,193.17
<b>EXPENDITURES</b>	<b>TOTAL</b>	State Equalized Valuation	1,177,959,331	Surplus	682,445.62
	<b>32,984,691.63</b>	State Equalization Ratio	58.85	Total	5,608,119.51

\*Includes County Health Service Taxes or County Open Space Tax. See Table 13.

0301

Population 1990 6,155  
 Population 1994 6,669  
 S & P Rating  
 Moody Rating BAA

General Tax Rate Per \$100. 2.33  
 State Equalized Tax Rate 2.51

**CLAYTON BOROUGH - GLOUCESTER CO.**  
 Form of Government:  
**Borough Council**  
 Number of Members on Governing Body - 6

PER CAPITA:  
 Gross Debt 1,061.65  
 Net Debt 135.12  
 Debt Service 26.76  
 Total Tax Levy 773.65  
 Municipal Expenditures 543.58

PER CENT:  
 Gross Debt 3.66  
 Net Debt .47  
 Tax Levy Collected 91.87  
 Tax Levy Cancelled, Abated or Adjusted .18

EXPENDITURES-CURRENT YEAR		REVENUES REALIZED-CURRENT YEAR		PROPERTY TAXES-CURRENT YEAR	
<b>GENERAL GOVERNMENT</b>		<b>REVENUES REALIZED-CURRENT YEAR</b>		<b>STATE EQUALIZED TAX RATE</b>	
Governing Body & Public Boards	12,096.57	Property Taxes Collected	4,740,405.99	Local District School Taxes	1.12
Municipal Clerk	25,213.25	Payments in Lieu of Taxes		Regional & Consolidated School Tax	
Financial Administration	119,247.66	Delinquent Tax & Lien Collections	453,277.83	School Taxes in Municipal Budget	
Assessment of Taxes	21,428.48	Business Personalty Replacement Taxes	45,148.36	County Taxes	.62 *
Collection of Taxes	42,881.40	Taxes from Public Utilities	364,610.00	County Library Taxes	.04
Planning, Housing & Development	13,666.83	Other Miscellaneous Tax Revenues		Local Municipal Purpose Taxes	.73
Human Resources	155,451.03	State Aid Revenues	459,423.18	Veteran & Senior Citizen Taxes	
Elections	2,046.88	Federal Aid Revenues		Total Taxes for Rate Computation	2.51
General Administration (other)	561,800.00			Special District Taxes	
<b>JUDICIARY</b>		Sale of Acquired Property		Bank Corp. Taxes	
Municipal Courts	45,456.91	Other Miscellaneous Revenues	445,112.35	Added and Omitted Taxes	18,114.06
<b>PUBLIC SAFETY</b>				Total Taxes Levied - ABSTRACT	5,159,455.32
Fire Protection	42,510.43	Prior Years Surplus Appropriated	484,579.67	Total Taxes Billed	5,159,704.53
Police Protection	861,035.69	REVENUES TOTAL	6,992,557.38	TAXES COLLECTED	4,740,405.99
Civil Defense & Disaster Control	1,614.68	Reserve For Uncollected Taxes	465,708.01	Taxes Cancelled, Abated or Adjusted	9,031.34
Environmental Inspection & Control	76,747.24			Transfer to Tax Title Liens or Foreclosed	34,839.77
Other Public Safety		<b>CAPITAL OUTLAY TOTAL</b>	<b>334,267.10</b>	Ending Balance	375,427.43
<b>PUBLIC WORKS</b>		Public Enterprises	267,131.74	<b>PRIOR YEARS TAXES OUTSTANDING</b>	
Streets and Drainage	291,457.26	Recreation-Culture	22,178.11	Beginning Balance	473,865.11
Sewers and Sewage Processing		Public Works	30,006.75	Collected	439,535.33
Garbage and Trash Disposal	377,000.00	Buildings and Grounds	14,950.50	Cancelled, Abated or Adjusted	43.33
Public Buildings and Grounds	16,600.00	Library and Education		Transfers to Tax Title Liens or Foreclosed	5,023.56
Other Public Works	21,000.00	Conservation		Ending Balance	29,262.89
<b>HEALTH and WELFARE</b>		All Other		<b>TAX TITLE LIENS OUTSTANDING</b>	
Health Services Except Environmental	21,461.52			Beginning Balance	143,694.93
Welfare-Public Assistance	6,241.86	<b>CAPITAL DEBT AUTHORIZED, ENDING BALANCE</b>		Transfer From Taxes	39,863.33
Hospital, Clinics, First Aid		ISSUED AND UNISSUED	GROSS DEBT	Redeemed	13,742.50
Animal, Insect, & Rodent Control		School	4,193,000	Cancelled, Abated or Adjusted	
Other Welfare Services		Self-Liquidating	1,986,062	Transfers to Foreclosed Property	
<b>RECREATION and CONSERVATION</b>		Other	901,113	Ending Balance	169,815.76
Beeches and Boardwalks		Total	7,080,175	<b>PROPERTY ACQUIRED BY DEED OR FORECLOSURE</b>	
Perks, Playgrounds, Shade Trees		<b>ISSUED AND OUTSTANDING</b>		Beginning Balance	301,604.50
Land Reclamation & Conservation	48,518.18	School	4,193,000.00	Transfers From Taxes or Liens	
Other Recreational Services	29,929.70	Self-Liquidating	1,891,062.00	Sale for Cash	
<b>EDUCATION (excluding schools)</b>		Other	901,113.00	Cancelled, Abated or Adjusted	
Libraries		Total	6,985,175.00	Ending Balance	301,604.50
Other Educational Services	100.00	<b>EQUALIZED VALUATION BASIS FOR NET DEBT COMPUTATION</b>		<b>CURRENT FINANCES ENDING BALANCE ASSETS</b>	
<b>STATUTORY EXPENDITURES</b>				Cash	1,084,041.99
Pensions & F. I. C. A.	139,991.64			Taxes Receivable	404,690.32
Employee Fringe Benefits				Tax Title Liens	169,815.76
Other Statutory Expenditures	15,000.00			Foreclosed Property	301,604.50
<b>MUNICIPAL FUNCTIONS TOTAL</b>				Emergencies & Other Deferred Charges	100,325.15
CAPITAL IMPROVEMENTS *MEMO*	2,948,497.21			State and Federal Aid Receivable	
<b>DEBT SERVICE</b>				Other Receivables	144,855.48
Principal Payments	134,661.00			Total	2,205,333.20
Interest Payments	63,799.21			<b>LIABILITIES, RESERVES, AND SURPLUS</b>	
<b>DEFERRED CHARGES</b>				Cash Liabilities	743,198.62
SCHOOL, COUNTY, SPECIAL DISTRICT TAXES	3,647,133.24			Reserves for Receivables	1,020,966.06
RESERVE FOR UNCOLLECTED TAXES	465,708.01			Surplus	441,168.52
EXPENDITURES TOTAL	7,272,254.67			Total	2,205,333.20
		<b>REAL PROPERTY VALUATIONS</b>			
		Code	Class	# of Parcels	% VAL'N
		1	Residential	394	3.66
		2	Commercial	2006	79.54
		3	Farm	57	1.13
		4a	Industrial	83	6.52
		4b	Other	16	6.65
		4c	Apartment	8	2.50
		Total		2564	
		Land Area	7.26	Sq Miles	
		Net Valuation Taxable-Municipal			220,669,119
		Net Valuation Taxable-County			205,177,295
		State Equalized Valuation			205,044,748
		State Equalization Ratio			107.70

\*Includes County Health Service Taxes or County Open Space Tax. See Table 13.

0411

Population 1990 5,601  
 Population 1994 5,524  
 S & P Rating 3BB+  
 Moody Rating 3AA1

General Tax Rate Per \$100. 3.09  
 State Equalized Tax Rate 3.29

**CLEMENTON BOROUGH - CAMDEN CO.**  
 Form of Government:  
**Borough Council**  
 Number of Members on Governing Body - 6

PER CAPITA: PER CENT:  
 Gross Debt 1,057.56 Gross Debt 3.35  
 Net Debt 556.05 Net Debt 1.76  
 Debt Service 69.88 Tax Levy Collected 93.97  
 Total Tax Levy 1,011.84 Tax Levy Cancelled, Abated  
 Municipal Expenditures 556.19 or Adjusted .19

EXPENDITURES-CURRENT YEAR		REVENUES REALIZED-CURRENT YEAR		PROPERTY TAXES-CURRENT YEAR	
<b>GENERAL GOVERNMENT</b>		<b>REVENUES REALIZED-CURRENT YEAR</b>		<b>PROPERTY TAXES-CURRENT YEAR</b>	
General Government		Property Taxes Collected	5,259,193.15	STATE EQUALIZED TAX RATE	
Governing Body & Public Boards		Payments in Lieu of Taxes		Local District School Taxes	.88
Municipal Clerk		Delinquent Tax & Lien Collections	400,441.28	Regional & Consolidated School Tax	.55
Financial Administration	49,500.00	Business Personalty Replacement Taxes	37,522.36	School Taxes in Municipal Budget	
Assessment of Taxes	19,944.00	Taxes from Public Utilities	221,430.00	County Taxes	.90 *
Collection of Taxes	49,500.00	Other Miscellaneous Tax Revenues		County Library Taxes	.04
Planning, Housing & Development	13,344.00	State Aid Revenues	306,534.46	Local Municipal Purpose Taxes	.91
Human Resources	96,431.00	Federal Aid Revenues		Vataram & Senior Citizen Taxes	
Elections	2,600.00			Total Taxes for Rate Computation	3.28
General Administration (other)	298,500.00			Special District Taxes	
<b>JUDICIARY</b>		Sale of Acquired Property	266,005.61	Bank Corp. Taxes	
Municipal Courts	68,788.60	Other Miscellaneous Revenues		Added and Omitted Taxes	
<b>PUBLIC SAFETY</b>				Total Taxes Levied - ABSTRACT	14,700.32
Fire Protection	45,386.90			Total Taxes Levied - ABSTRACT	5,589,420.06
Police Protection	592,476.31	Prior Years Surplus Appropriated	585,000.00	Total Taxes Levied	5,596,648.77
Civil Defense & Disaster Control	1,400.00	<b>REVENUES TOTAL</b>	<b>7,076,126.86</b>	<b>TAXES COLLECTED</b>	<b>5,259,193.15</b>
Environmental Inspection & Control	28,720.00	Raserva For Uncollected Taxes	503,719.41	Taxes Cancelled, Abated or Adjusted	10,586.91
Other Public Safety				Transfer to Tax Title Liens or Foreclosed	42,137.26
<b>PUBLIC WORKS</b>		<b>CAPITAL OUTLAY TOTAL</b>	<b>64,835.51</b>	Ending Balance	284,731.45
Streets and Drainage	179,620.50	Public Enterprises		<b>PRIOR YEARS TAXES OUTSTANDING</b>	
Sewers and Sewage Processing		Recreation-Cultura	597.50	Beginning Balance	329,898.94
Garbage and Trash Disposal	362,214.24	Public Works	44,473.10	Collected	319,384.19
Public Buildings and Grounds	41,600.00	Buildings and Grounds	19,764.91	Cancelled, Abated or Adjusted	1,494.80
Other Public Works		Library and Education		Transfers to Tax Title Liens or Forclosed	4,060.50
<b>HEALTH and WELFARE</b>		Conservation		Ending Balance	4,959.45
Health Services Except Environmental	4,900.00	All Other		<b>TAX TITLE LIENS OUTSTANDING</b>	
Welfare-Public Assistance	13,000.00			Beginning Balance	254,262.41
Hospital, Clinics, First Aid		<b>CAPITAL DEBT AUTHORIZED, ENDING BALANCE</b>		Transfer From Taxes	50,970.91
Animal, Insect, & Rodent Control		<b>ISSUED AND UNISSUED</b>		Redeemed	81,057.09
Other Welfare Services		School	1,778,629	Cancelled, Abated or Adjusted	
<b>RECREATION and CONSERVATION</b>		Sell-Liquidating	991,716	Transfers to Forclosed Property	
Beaches and Boardwalks		Other	3,071,600	Ending Balance	224,176.23
Perks, Playgrounds, Shade Trees	10,300.00	Total	5,841,945	<b>PROPERTY ACQUIRED BY DEED OR FORECLOSURE</b>	
Land Reclamation & Conservation	2,557.89	<b>ISSUED AND OUTSTANDING</b>		Beginning Balance	771,956.45
Other Recreational Services	2,700.00	School	1,778,629.00	Transfers From Taxes or Liens	
<b>EDUCATION (excluding schools)</b>		Sell-Liquidating	858,416.00	Sale for Cash	
Libraries	11,310.00	Other	2,740,000.00	Cancelled, Abated or Adjusted	
Other Educational Services		Total	5,377,045.00	Ending Balance	771,956.45
<b>STATUTORY EXPENDITURES</b>		<b>EQUALIZED VALUATION BASIS FOR NET DEBT COMPUTATION</b>		<b>CURRENT FINANCES ENDING BALANCE</b>	
Pensions & F. I. C. A.	99,000.00		174,311,481	<b>ASSETS</b>	
Employee Fringe Benefits	176,500.00	<b>REAL PROPERTY VALUATIONS</b>		Cash	1,296,071.78
Other Statutory Expenditures		Code Class # of Parcels % VAL'N		Taxes Receivable	289,690.90
<b>MUNICIPAL FUNCTIONS</b>		1 Vacant Land 334 2.63		Tax Title Liens	224,176.23
<b>CAPITAL IMPROVEMENTS</b>		2 Residential 1614 74.43		Forclosed Property	771,956.45
<b>DEBT SERVICE</b>		3 Farm 2 .05		Emergencias & Other Deferred Charges	12,806.60
Principal Payments	175,000.00	4a Commercial 98 17.76		State and Federal Aid Receivable	6,218.00
Interest Payments	210,993.75	4b Industrial		Other Receivables	58,455.18
<b>DEFERRED CHARGES</b>		4c Apartments 6 5.13		Total	2,659,375.14
SCHOOL, COUNTY, SPECIAL DISTRICT TAXES	12,400.00	Total	2054	<b>LIABILITIES, RESERVES, AND SURPLUS</b>	
RESERVE FOR UNCOLLECTED TAXES	4,022,719.74	Land Area 1.91 Sq. Miles		Cash Liabilities	525,938.32
<b>EXPENDITURES</b>		Net Valuation Taxable-Municipal	180,692,245	Reserves for Receivables	1,344,278.76
		Net Valuation Taxable-County	178,922,607	Surplus	789,158.06
		State Equalized Valuation	169,887,392	Total	2,659,375.14
		State Equalization Ratio	106.40		

\*Includes County Health Service Taxes or County Open Space Tax. See Table 13.

Population 1990 20,393  
 Population 1994 20,764  
 S & P Rating  
 Moody Rating

General Tax Rate Per \$100 1.95  
 State Equalized Tax Rate 1.86

CLIFFSIDE PARK BOROUGH - BERGEN CO.

Form of Government:

Borough Council

Number of Members on Governing Body - 6

PER CAPITA:  
 Gross Debt 66.89  
 Net Debt 66.89  
 Debt Service 29.25  
 Total Tax Levy 1,218.24  
 Municipal Expenditures 813.98

PER CENT:  
 Gross Debt .10  
 Net Debt .10  
 Tax Levy Collected 96.04  
 Tax Levy Cancelled, Abated or Adjusted .61

EXPENDITURES-CURRENT YEAR		REVENUES REALIZED-CURRENT YEAR		PROPERTY TAXES-CURRENT YEAR	
<b>GENERAL GOVERNMENT</b>		<b>REVENUES REALIZED-CURRENT YEAR</b>		<b>STATE EQUALIZED TAX RATE</b>	
Governing Body & Public Boards	1,000.00	Property Taxes Collected	24,367,973.32	Local District School Taxes	.92 12,627,046.00
Municipal Clerk		Payments In Lieu of Taxes		Regional & Consolidated School Tax	
Financial Administration	42,000.00	Delinquent Tax & Lien Collections	974,173.00	School Taxes In Municipal Budget	
Assessment of Taxes	70,300.00	Business Personalty Replacement Taxes	150,927.00	County Taxes	.28 * 3,829,848.89
Collection of Taxes	199,000.00	Taxes from Public Utilities	644,723.00	County Library Taxes	
Planning, Housing & Development	36,446.00	Other Miscellaneous Tax Revenues		Local Municipal Purpose Taxes	.65 8,813,070.00
Human Resources	148,958.00	State Aid Revenues	4,052,532.00	Veteran & Senior Citizen Taxes	139,550.00
Elections		Federal Aid Revenues		Total Taxes for Rate Computation	1.85 25,409,514.89
General Administration (other)	1,913,160.00			Special District Taxes	
<b>JUDICIARY</b>		Sale of Acquired Property		Bank Corp. Taxes	
Municipal Courts	128,000.00	Other Miscellaneous Revenues	1,572,363.84	Added and Omitted Taxes	25,593.29
<b>PUBLIC SAFETY</b>			31,762,692.16	Total Taxes Levied - ABSTRACT	25,295,558.17
Fire Protection	1,288,984.00	Prior Years Surplus Appropriated	2,650,000.00	Total Taxes Billed	25,371,862.85
Police Protection	2,706,350.00	<b>REVENUES TOTAL</b>	<b>34,412,692.16</b>	<b>TAXES COLLECTED</b>	<b>24,367,973.32</b>
Civil Defense & Disaster Control	7,500.00	Reserve For Uncollected Taxes	2,058,514.00	Taxes Cancelled, Abated or Adjusted	153,505.40
Environmental Inspection & Control	171,760.00			Transfer to Tax Title Liens or Foreclosed	17,423.25
Other Public Safety		<b>CAPITAL OUTLAY TOTAL</b>	<b>368,091.06</b>	Ending Balance	832,960.88
<b>PUBLIC WORKS</b>		Public Enterprises		<b>PRIOR YEARS TAXES OUTSTANDING</b>	
Streets and Drainage	1,151,591.00	Recreation-Culture		Beginning Balance	974,179.91
Sewers and Sewage Processing	1,694,306.00	Public Works	368,091.06	Collected	969,937.77
Garbage and Trash Disposal	1,632,897.00	Buildings and Grounds		Cancelled, Abated or Adjusted	
Public Buildings and Grounds	182,556.00	Library and Education		Transfers to Tax Title Liens or Foreclosed	
Other Public Works	191,500.00	Conservation		Ending Balance	4,242.14
<b>HEALTH and WELFARE</b>		All Other		<b>TAX TITLE LIENS OUTSTANDING</b>	
Health Services Except Environmental	119,125.00			Beginning Balance	49,240.20
Welfare-Public Assistance	32,650.00	<b>CAPITAL DEBT AUTHORIZED, ENDING BALANCE</b>		Transfer From Taxes	17,423.25
Hospital, Clinics, First Aid		ISSUED AND UNISSUED		Redeemed	4,235.74
Animal, Insect, & Rodent Control		School		Cancelled, Abated or Adjusted	
Other Welfare Services		Self-Liquidating		Transfers to Foreclosed Property	
<b>RECREATION and CONSERVATION</b>		Other	1,389,000	Ending Balance	62,427.71
Beeches and Boardwalks		Total	1,389,000	<b>PROPERTY ACQUIRED BY DEED OR FORECLOSURE</b>	
Perks, Playgrounds, Shade Trees	99,000.00	ISSUED AND OUTSTANDING		Beginning Balance	31,386.78
Land Reclamation & Conservation	95,873.00	School		Transfers From Taxes or Liens	
Other Recreational Services	163,623.00	Self-Liquidating		Sale for Cash	
<b>EDUCATION (excluding schools)</b>		Other		Cancelled, Abated or Adjusted	
Libraries	508,337.00	Total	1,389,000.00	Ending Balance	31,386.78
Other Educational Services		<b>EQUALIZED VALUATION BASIS FOR NET DEBT COMPUTATION</b>	<b>1,416,557,181</b>	<b>CURRENT FINANCES ENDING BALANCE</b>	
<b>STATUTORY EXPENDITURES</b>		<b>REAL PROPERTY VALUATIONS</b>		<b>ASSETS</b>	
Pensions & F. I. C. A.	787,115.00	Code Class # of Parcels % VAL'N		Cash	8,269,437.00
Employee Fringe Benefits	863,457.00	1 Vacant Land 115 .82		Taxes Receivable	837,203.00
Other Statutory Expenditures		2 Residential 6078 80.25		Tax Title Liens	62,428.00
<b>MUNICIPAL FUNCTIONS</b>	<b>14,235,488.00</b>	3 Farm		Foreclosed Property	31,387.00
<b>CAPITAL IMPROVEMENTS</b>	<b>100,000.00</b>	4a Commercial 234 8.29		Emergencies & Other Deferred Charges	
<b>DEBT SERVICE</b>		4b Industrial 15 .78		State and Federal Aid Receivable	108,216.00
Principal Payments	472,740.00	4c Apartments 138 9.86		Other Receivables	916.00
Interest Payments	134,689.00	Total 6580		Total	9,309,587.00
<b>DEFERRED CHARGES</b>		Land Area 1.00 Sq. Miles		<b>LIABILITIES, RESERVES, AND SURPLUS</b>	
SCHOOL, COUNTY, SPECIAL DISTRICT TAXES	16,456,894.89	Net Valuation Taxable-Municipal	1,299,808,696	Cash Liabilities	2,719,392.00
RESERVE FOR UNCOLLECTED TAXES	2,058,514.00	Net Valuation Taxable-County	1,334,589,710	Reserves for Receivables	931,934.00
<b>EXPENDITURES TOTAL</b>	<b>33,359,325.89</b>	State Equalized Valuation	1,365,701,698	Surplus	5,658,261.00
		State Equalization Ratio	95.15	Total	9,309,587.00

\*Includes County Health Service Taxes or County Open Space Tax. See Table 13.

1602

Population 1990 71,742  
 Population 1994 72,766  
 S & P Rating AA-  
 Moody Rating A1

General Tax Rate Per \$100. 2.12  
 State Equalized Tax Rate 2.17

**CLIFTON CITY - PASSAIC COUNTY**  
 Form of Government:  
**Council-Manager (1923)**  
 Number of Members on Governing Body - 7

PER CAPITA:  
 Gross Debt 923.09  
 Net Debt 336.88  
 Debt Service 67.59  
 Total Tax Levy 1,513.77  
 Municipal Expenditures 758.47

PER CENT:  
 Gross Debt 1.32  
 Net Debt .48  
 Tax Levy Collected 98.23  
 Tax Levy Cancelled, Abated or Adjusted .17

EXPENDITURES-CURRENT YEAR		REVENUES REALIZED-CURRENT YEAR		PROPERTY TAXES-CURRENT YEAR	
<b>GENERAL GOVERNMENT</b>		<b>REVENUES REALIZED-CURRENT YEAR</b>		<b>PROPERTY TAXES-CURRENT YEAR</b>	
Governing Body & Public Boards	34,101.00	Property Taxes Collected	108,259,399.00	STATE EQUALIZED TAX RATE	
Municipal Clerk	270,683.00	Payments in Lieu of Taxes		Local District School Taxes	1.01
Financial Administration	803,677.00	Delinquent Tax & Lien Collections	2,762,183.00	Regional & Consolidated School Tax	
Assessment of Taxes	448,602.00	Business Personalty Replacement Taxes	3,161,018.00	School Taxes in Municipal Budget	.01
Collection of Taxes		Taxes from Public Utilities	5,503,774.00	County Taxes	.59 *
Planning, Housing & Development	140,413.00	Other Miscellaneous Tax Revenues		County Library Taxes	
Human Resources	913,984.00	State Aid Revenues	6,970,617.00	Local Municipal Purpose Taxes	.56
Elections		Federal Aid Revenues		Veteran & Senior Citizen Taxes	
General Administration (other)	2,482,473.00			Total Taxes for Rate Computation	2.17
<b>JUDICIARY</b>		Sale of Acquired Property		Special District Taxes	
Municipal Courts	727,764.00	Other Miscellaneous Revenues	5,236,185.00	Bank Corp. Taxes	
<b>PUBLIC SAFETY</b>		Total	131,893,176.00	Added end Omitted Taxes	
Fire Protection	7,331,076.00	Prior Years Surplus Appropriated	3,944,000.00	Total Taxes Levied - ABSTRACT	110,151,187.77
Police Protection	9,340,766.00	<b>REVENUES TOTAL</b>	<b>135,837,176.00</b>	Total Taxes Billed	110,212,642.00
Civil Defense & Disaster Control	8,290.00	Reserve For Uncollected Taxes	3,118,862.00	<b>TAXES COLLECTED</b>	<b>108,259,399.00</b>
Environmental Inspection & Control	387,825.00			Taxes Cancelled, Abated or Adjusted	190,860.00
Other Public Safety		<b>CAPITAL OUTLAY TOTAL</b>	<b>922,945.00</b>	Transfer to Tax Title Liens or Foreclosed Ending Balance	123,291.00
<b>PUBLIC WORKS</b>					1,639,092.00
Streets and Drainage	444,321.00	Public Enterprises		<b>PRIOR YEARS TAXES OUTSTANDING</b>	
Sewers and Sewage Processing	4,879,713.00	Recreation-Culture	9,473.00	Beginning Balance	2,092,971.00
Garbage and Trash Disposal	4,850,540.00	Public Works	356,037.00	Collected	1,862,330.00
Public Buildings and Grounds		Buildings and Grounds	557,435.00	Cancelled, Abated or Adjusted	32,027.00
Other Public Works	3,277,318.00	Library and Education		Transfers to Tax Title Liens or Foreclosed Ending Balance	198,614.00
<b>HEALTH and WELFARE</b>		Conservation		<b>TAX TITLE LIENS OUTSTANDING</b>	
Health Services Except Environmental Welfare-Public Assistance	982,582.00	All Other		Beginning Balance	852,149.00
Hospital, Clinics, First Aid				Transfer From Taxes	123,291.00
Animal, Insect, & Rodent Control		<b>CAPITAL DEBT AUTHORIZED, ENDING BALANCE</b>		Redeemed	899,853.00
Other Welfare Services		<b>ISSUED AND UNISSUED</b>		Cancelled, Abated or Adjusted	
<b>RECREATION and CONSERVATION</b>		School	39,418,819	Transfers to Foreclosed Property	
Beaches and Boardwalks		Self-Liquidating		Ending Balance	75,587.00
Perks, Playgrounds, Shade Trees	651,620.00	Other	27,751,030	<b>PROPERTY ACQUIRED BY DEED OR FORECLOSURE</b>	
Land Reclamation & Conservation	327,381.00	Total	67,169,849	Beginning Balance	248,900.00
Other Recreational Services	128,383.00	<b>ISSUED AND OUTSTANDING</b>		Transfers From Taxes or Liens	
<b>EDUCATION (excluding schools)</b>		School	22,202,396.00	Sale for Cash	
Libraries	1,835,599.00	Self-Liquidating		Cancelled, Abated or Adjusted	
Other Educational Services		Other	20,392,958.00	Ending Balance	248,900.00
<b>STATUTORY EXPENDITURES</b>		Total	42,595,354.00	<b>CURRENT FINANCES ENDING BALANCE</b>	
Pensions & F. I. C. A.	2,979,156.00	<b>EQUALIZED VALUATION BASIS FOR NET DEBT COMPUTATION</b>	<b>5,105,666,016</b>	<b>ASSETS</b>	
Employee Fringe Benefits	3,862,402.00	<b>REAL PROPERTY VALUATIONS</b>		Cash	12,120,154.00
Other Statutory Expenditures		Code Class # of Parcels % VAL'N	<b>ASSESSED VALUATION</b>	Taxes Receivable	1,837,706.00
<b>MUNICIPAL FUNCTIONS</b>		1 Vacant Land 426 1.15	59,334,600.00	Tax Title Liens	75,587.00
<b>CAPITAL IMPROVEMENTS</b>		2 Residential 19965 66.06	3,396,135,200.00	Foreclosed Property	248,900.00
<b>DEBT SERVICE</b>		3 Farm 4 .01	509,400.00	Emergencies & Other Deferred Charges	4,608.00
Principal Payments	2,997,358.00	4a Commercial 1091 13.41	689,379,400.00	State and Federal Aid Receivable	348,284.00
Interest Payments	1,920,657.00	4b Industrial 448 16.84	865,579,200.00	Other Receivables	132,333.00
<b>TYPE I SCHL DEBT</b>		4c Apartments 106 2.53	129,981,000.00	Total	14,767,572.00
<b>DEFERRED CHARGES</b>		Total 22040	5,140,918,800.00	<b>LIABILITIES, RESERVES, AND SURPLUS</b>	
SCHOOL, COUNTY, SPECIAL DISTRICT TAXES	81,600,320.77	Land Area 11.20 Sq. Miles		Cash Liabilities	6,132,320.00
RESERVE FOR UNCOLLECTED TAXES	3,118,862.00	Net Valuation Taxable-Municipal	5,163,399,407	Reserves for Receivables	2,294,526.00
<b>EXPENDITURES TOTAL</b>	<b>136,791,077.77</b>	Net Valuation Taxable-County	5,304,967,304	Surplus	6,340,726.00
		State Equalized Valuation	5,055,802,699	Total	14,767,572.00
		State Equalization Ratio	102.14		

\* ABOVE DEBT SERVICE INCLUDES TYPE I SCHOOL DEBT

\*Includes County Health Service Taxes or County Open Space Tax. See Table 13.

1005

Population 1990 2,054  
 Population 1994 2,319  
 S & P Rating AAA  
 Moody Rating 3AA1

General Tax Rate Per \$100. 2.31  
 State Equalized Tax Rate 2.09

**CLINTON TOWN - HUNTERDON COUNTY**  
 Form of Government:  
**Town Council**  
 Number of Members on Governing Body - 7

PER CAPITA:  
 Gross Debt 6,446.94  
 Net Debt 395.63  
 Debt Service 35.06  
 Total Tax Levy 1,699.77  
 Municipal Expenditures 843.78

PER CENT:  
 Gross Debt 8.34  
 Net Debt .51  
 Tax Levy Collected 96.49  
 Tax Levy Cancelled, Abated or Adjusted .79

EXPENDITURES-CURRENT YEAR		REVENUES REALIZED-CURRENT YEAR		PROPERTY TAXES-CURRENT YEAR	
<b>GENERAL GOVERNMENT</b>		<b>REVENUES REALIZED-CURRENT YEAR</b>		<b>STATE EQUALIZED TAX RATE</b>	
Governing Body & Public Boards		Property Taxes Collected	3,817,827.43	Local District School Taxes	.77 1,418,812.50
Municipal Clerk		Payments In Lieu of Taxes		Regional & Consolidated School Tax	.41 749,431.77
Financial Administration	35,575.00	Delinquent Tax & Lien Collections	74,042.60	School Taxes in Municipal Budget	
Assessment of Taxes	25,730.00	Business Personalty Replacement Taxes	42,364.16	County Taxes	.31 * 579,960.65
Collection of Taxes	23,480.00	Taxes from Public Utilities	106,358.00	County Library Taxes	.03 53,637.55
Planning, Housing & Development	19,225.00	Other Miscellaneous Tax Revenues		Local Municipal Purpose Taxes	.57 1,050,000.00
Human Resources	35,971.00	State Aid Revenues	146,884.20	Veteran & Senior Citizen Taxes	
Elections		Federal Aid Revenues		Total Taxes for Rate Computation	2.09 3,858,442.47
General Administration (other)	290,442.00			Special District Taxes	
<b>JUDICIARY</b>		Sale of Acquired Property		Bank Corp. Taxes	
Municipal Courts	100,000.00	Other Miscellaneous Revenues	325,761.94	Added and Omitted Taxes	89,924.47
<b>PUBLIC SAFETY</b>				Total Taxes Levied - ABSTRACT	3,941,766.94
Fire Protection	33,749.50			Total Taxes Billed	3,957,273.76
Police Protection	352,296.00	Prior Years Surplus Appropriated	476,236.85	<b>TAXES COLLECTED</b>	3,817,827.43
Civil Defense & Disaster Control	500.00	<b>REVENUES TOTAL</b>	4,989,475.18	Taxes Cancelled, Abated or Adjusted	31,397.85
Environmental Inspection & Control	34,365.00	Reserve For Uncollected Taxes	273,700.00	Transfer to Tax Title Liens or Foreclosed	
Other Public Safety		<b>CAPITAL OUTLAY TOTAL</b>	1,198,393.87	Ending Balance	108,048.48
<b>PUBLIC WORKS</b>				<b>PRIOR YEARS TAXES OUTSTANDING</b>	
Streets and Drainage	134,017.37	Public Enterprises	609,939.63	Beginning Balance	74,546.55
Sewers and Sewage Processing		Recreation-Culture		Collected	74,042.60
Garbage and Trash Disposal	197,000.00	Public Works	227,186.26	Cancelled, Abated or Adjusted	25.19
Public Buildings and Grounds	51,214.12	Buildings and Grounds	361,267.98	Transfers to Tax Title Liens or Foreclosed	
Other Public Works	20,500.00	Library and Education		Ending Balance	478.76
<b>HEALTH and WELFARE</b>		Conservation		<b>TAX TITLE LIENS OUTSTANDING</b>	
Health Services Except Environmental	6,735.00	All Other		Beginning Balance	176.61
Welfare-Public Assistance	2,816.00			Transfer From Taxes	
Hospital, Clinics, First Aid		<b>CAPITAL DEBT AUTHORIZED, ENDING BALANCE</b>		Redeemed	
Animal, Insect, & Rodent Control		<b>ISSUED AND UNISSUED</b>		Cancelled, Abated or Adjusted	
Other Welfare Services		School	4,985,000	Transfers to Foreclosed Property	
<b>RECREATION and CONSERVATION</b>		Self-Liquidating	9,048,464	Ending Balance	176.61
Beeches and Boardwalks		Other	917,000	<b>PROPERTY ACQUIRED BY DEED OR</b>	
Parks, Playgrounds, Shade Trees	27,100.00	Total	14,950,464	<b>FORECLOSURE</b>	
Land Reclamation & Conservation	25,220.00			Beginning Balance	
Other Recreational Services	8,130.00	<b>ISSUED AND OUTSTANDING</b>		Transfers From Taxes or Liens	
<b>EDUCATION (excluding schools)</b>		School	4,985,000.00	Sale for Cash	
Libraries	7,200.00	Self-Liquidating	5,566,036.28	Cancelled, Abated or Adjusted	
Other Educational Services	3,100.00	Other	542,000.00	Ending Balance	
<b>STATUTORY EXPENDITURES</b>		Total	11,093,036.28	<b>CURRENT FINANCES ENDING BALANCE</b>	
Pensions & F. I. C. A.	58,346.00	<b>EQUALIZED VALUATION BASIS</b>		<b>ASSETS</b>	
Employee Fringe Benefits	95,000.00	<b>FOR NET DEBT COMPUTATION</b>	179,168,161	Cash	934,100.48
Other Statutory Expenditures	2,000.00	<b>REAL PROPERTY VALUATIONS</b>		Taxes Receivable	108,527.24
		Code Class # of Parcels % VAL'N		Tax Title Liens	176.61
<b>MUNICIPAL FUNCTIONS</b>		1 Vacant Land 82 3.91	6,520,800.00	Foreclosed Property	
<b>CAPITAL IMPROVEMENTS</b>		2 Residential 625 64.37	107,233,600.00	Emergencies & Other Deferred Charges	
<b>DEBT SERVICE</b>		3 Farm 5 .13	208,900.00	State and Federal Aid Receivable	226.36
Principal Payments	40,000.00	4a Commercial 110 27.93	46,525,700.00	Other Receivables	8,447.42
Interest Payments	41,307.00	4b Industrial 9 3.66	6,095,900.00	Total	1,051,478.11
		4c Apartments		<b>LIABILITIES, RESERVES, AND SURPLUS</b>	
<b>DEFERRED CHARGES</b>		Total 831	166,584,900.00	Cash Liabilities	374,420.32
SCHOOL, COUNTY, SPECIAL DISTRICT TAXES	12,000.00	Land Area 1.30 Sq Miles		Reserves for Receivables	117,151.27
RESERVE FOR UNCOLLECTED TAXES	2,801,842.47	Net Valuation Taxable-Municipal	167,417,718	Surplus	559,906.52
EXPENDITURES TOTAL	4,758,561.46	Net Valuation Taxable-County	184,754,189	Total	1,051,478.11
		State Equalized Valuation	184,640,498		
		State Equalization Ratio	90.63		

\*Includes County Health Service Taxes or County Open Space Tax. See Table 13.

1006

Population 1990 10,816  
 Population 1994 11,824  
 S & P Rating  
 Moody Rating AAA

General Tax Rate Per \$100. 1.84  
 State Equalized Tax Rate 1.91

**CLINTON TOWNSHIP - HUNTERDON CO.**  
 Form of Government:  
**Small Municipality Plan C (OMCL 50)**  
 Number of Members on Governing Body - 5

PER CAPITA:  
 Gross Debt 782.60  
 Net Debt 782.60  
 Debt Service 70.84  
 Total Tax Levy 1,850.63  
 Municipal Expenditures 598.02

PER CENT:  
 Gross Debt .82  
 Net Debt .82  
 Tax Levy Collected 97.69  
 Tax Levy Cancelled, Abated or Adjusted .19

EXPENDITURES-CURRENT YEAR	REVENUES REALIZED-CURRENT YEAR	PROPERTY TAXES-CURRENT YEAR
<b>GENERAL GOVERNMENT</b>		<b>STATE EQUALIZED TAX RATE</b>
Governing Body & Public Boards		Local District School Taxes .85 9,576,165.00
Municipal Clerk		Regional & Consolidated School Tax .49 5,559,989.62
Financial Administration 116,578.00	Property Taxes Collected 21,484,364.45	School Taxes in Municipal Budget
Assessment of Taxes 106,262.00	Payments in Lieu of Taxes	County Taxes .33 * 3,756,518.91
Collection of Taxes 58,804.00	Delinquent Tax & Lien Collections 484,140.06	County Library Taxes .03 347,345.46
Planning, Housing & Development 203,761.00	Business Personalty Replacement Taxes 100,233.03	Local Municipal Purpose Taxes .20 2,255,781.40
Human Resources 86,983.00	Taxes from Public Utilities 793,123.00	Veteran & Senior Citizen Taxes 38,000.00
Elections 4,000.00	Other Miscellaneous Tax Revenues	Total Taxes for Rate Computation 1.90 21,533,800.39
General Administration (other) 957,016.00	State Aid Revenues 467,729.01	Spectet District Taxes
<b>JUDICIARY</b>	Federal Aid Revenues	Bank Corp. Taxes
Municipal Courts 118,500.00	Sale of Acquired Property	Added and Omitted Taxes 386,000.58
<b>PUBLIC SAFETY</b>	Other Miscellaneous Revenues 1,221,530.61	Total Taxes Levied - ABSTRACT 21,881,800.97
Fire Protection 112,389.00	Total 24,551,120.16	Total Taxes Billed 21,993,219.37
Police Protection 1,185,163.27	Prior Years Surplus Appropriated 2,298,647.00	<b>TAXES COLLECTED</b> 21,484,364.45
Civil Defense & Disaster Control 5,000.00	<b>REVENUES TOTAL</b> 26,849,767.16	Taxes Cancelled, Abated or Adjusted 41,259.63
Environmental Inspection & Control 341,080.00	Reserve For Uncollected Taxes 1,450,000.00	Transfer to Tax Title Liens or Foreclosed
Other Public Safety	<b>CAPITAL OUTLAY TOTAL</b> 1,934,339.20	Ending Balance 467,595.29
<b>PUBLIC WORKS</b>		<b>PRIOR YEARS TAXES OUTSTANDING</b>
Streets and Drainage 684,198.90	Public Enterprises	Beginning Balance 595,082.87
Sewers and Sewage Processing	Recreation-Culture 2,000.00	Collected 484,140.06
Garbage and Trash Disposal	Public Works 127,271.62	Cancelled, Abated or Adjusted 44,824.77
Public Buildings and Grounds 105,828.00	Buildings and Grounds 1,805,067.58	Transfers to Tax Title Liens or Foreclosed
Other Public Works	Library and Education	Ending Balance 66,118.04
<b>HEALTH and WELFARE</b>	Conservation	<b>TAX TITLE LIENS OUTSTANDING</b>
Health Services Except Environmental 33,558.00	All Other	Beginning Balance 26,585.21
Welfare-Public Assistance 7,374.00		Transfer From Taxes
Hospital, Clinics, First Aid	<b>CAPITAL DEBT AUTHORIZED, ENDING BALANCE</b>	Redeemed
Animal, Insect, & Rodent Control 14,627.00	<b>ISSUED AND UNISSUED</b>	Cancelled, Abated or Adjusted
Other Welfare Services	School	Transfers to Foreclosed Property 123.57
<b>RECREATION and CONSERVATION</b>	Self-Liquidating	Ending Balance 26,461.64
Beeches and Boardwalks	Other 9,253,460	<b>PROPERTY ACQUIRED BY DEED OR FORECLOSURE</b>
Perks, Playgrounds, Shade Trees	Total 9,253,460	Beginning Balance 172,176.43
Land Reclamation & Conservation 2,650.00	<b>ISSUED AND OUTSTANDING</b>	Transfers From Taxes or Liens 123.57
Other Recreational Services 76,075.00	School	Sale for Cash
<b>EDUCATION (excluding schools)</b>	Self-Liquidating	Cancelled, Abated or Adjusted
Libraries	Other 9,253,460.19	Ending Balance 172,300.00
Other Educational Services 3,800.00	Total 9,253,460.19	<b>CURRENT FINANCES ENDING BALANCE</b>
<b>STATUTORY EXPENDITURES</b>	<b>EQUALIZED VALUATION BASIS FOR NET DEBT COMPUTATION</b> 1,126,917,750	<b>ASSETS</b>
Pensions & F. I. C. A. 227,585.00	<b>REAL PROPERTY VALUATIONS</b>	Cash 7,838,631.07
Employee Fringe Benefits 322,200.00	Code Class # of Parcels % VAL'N	Taxes Receivable 533,713.33
Other Statutory Expenditures 10,000.00	1 Vacant Land 369 4.26 49,685,725.00	Tax Title Liens 26,461.64
<b>MUNICIPAL FUNCTIONS</b>	2 Residential 3403 64.39 751,125,050.00	Foreclosed Property 172,300.00
<b>CAPITAL IMPROVEMENTS</b> *MEMO* 263,100.00	3 Farm 387 3.80 44,314,950.00	Emergencies & Other Deferred Charges
<b>DEBT SERVICE</b>	4a Commercial 237 12.06 140,642,624.00	State and Federal Aid Receivable
Principal Payments 465,234.85	4b Industrial 11 15.30 178,480,500.00	Other Receivables 86,059.75
Interest Payments 372,340.87	4c Apartments 4 .19 2,241,300.00	Total 8,657,165.79
<b>DEFERRED CHARGES</b>	Total 4411 1,166,490,149.00	<b>LIABILITIES, RESERVES, AND SURPLUS</b>
SCHOOL, COUNTY, SPECIAL DISTRICT TAXES 19,240,018.99	Land Area 30.06 Sq Miles	Cash Liabilities 2,262,599.67
RESERVE FOR UNCOLLECTED TAXES 1,450,000.00	Net Valuation Taxable-Municipal 1,174,305,369	Reserves for Receivables 818,534.72
<b>EXPENDITURES TOTAL</b> 26,311,026.88	Net Valuation Taxable-County 1,175,910,668	Surplus 5,576,031.40
	State Equalized Valuation 1,129,224,708	Total 8,657,165.79
	State Equalization Ratio 104.02	

\*Includes County Health Service Taxes or County Open Space Tax. See Table 13.

0207

Population 1990 **8,094**  
 Population 1994 **8,245**  
 S & P Rating  
 Moody Rating **A1**

General Tax Rate Per \$100. **2.39**  
 State Equalized Tax Rate **2.08**

**CLOSTER BOROUGH - BERGEN COUNTY**  
 Form of Government:  
**Borough Council**  
 Number of Members on Governing Body - 6

PER CAPITA:  
 Gross Debt **1,888.51** PER CENT:  
 Gross Debt **1.79**  
 Net Debt **584.73** Net Debt **.55**  
 Debt Service **99.81** Tax Levy Collected **97.59**  
 Total Tax Levy **2,265.30** Tax Levy Cancelled, Abated  
 Municipal Expenditures **1,011.98** or Adjusted **.18**

EXPENDITURES-CURRENT YEAR		REVENUES REALIZED-CURRENT YEAR		PROPERTY TAXES-CURRENT YEAR	
<b>GENERAL GOVERNMENT</b>		<b>REVENUES REALIZED-CURRENT YEAR</b>		<b>STATE EQUALIZED TAX RATE</b>	
Governing Body & Public Boards		Property Taxes Collected	<b>18,300,669.00</b>	Local District School Taxes	<b>.77</b> <b>6,869,741.50</b>
Municipal Clerk	<b>36,000.00</b>	Payments In Lieu of Taxes		Regional & Consolidated School Tax	<b>.50</b> <b>4,525,911.34</b>
Financial Administration	<b>184,135.00</b>	Delinquent Tax & Lien Collections	<b>338,222.00</b>	School Taxes in Municipal Budget	
Assessment of Taxes	<b>178,730.00</b>	Business Personalty Replacement Taxes	<b>94,024.00</b>	County Taxes	<b>.29</b> * <b>2,574,831.62</b>
Collection of Taxes	<b>9,000.00</b>	Taxes from Public Utilities	<b>962,418.00</b>	County Library Taxes	
Planning, Housing & Development	<b>57,270.00</b>	Other Miscellaneous Tax Revenues		Local Municipal Purpose Taxes	<b>.52</b> <b>4,652,549.00</b>
Human Resources	<b>52,014.00</b>	State Aid Revenues	<b>598,190.00</b>	Veteran & Senior Citizen Taxes	<b>58,200.00</b>
Elections	<b>2,500.00</b>	Federal Aid Revenues		Total Taxes for Rate Computation	<b>2.08</b> <b>18,681,233.46</b>
General Administration (other)	<b>1,258,171.00</b>			Special District Taxes	
<b>JUDICIARY</b>		Sale of Acquired Property		Bank Corp. Taxes	
Municipal Courts	<b>62,962.00</b>	Other Miscellaneous Revenues	<b>518,545.00</b>	Added and Omitted Taxes	<b>54,349.00</b>
<b>PUBLIC SAFETY</b>				Total Taxes Levied - ABSTRACT	<b>18,677,382.46</b>
Fire Protection	<b>173,902.00</b>	Prior Years Surplus Appropriated	<b>1,128,000.00</b>	Total Taxes Billed	<b>18,754,807.00</b>
Police Protection	<b>1,586,520.00</b>	<b>REVENUES TOTAL</b>	<b>21,940,068.00</b>	<b>TAXES COLLECTED</b>	<b>18,300,669.00</b>
Civil Defense & Disaster Control	<b>5,000.00</b>	Reserve For Uncollected Taxes	<b>638,657.00</b>	Taxes Cancelled, Abated or Adjusted	<b>33,186.00</b>
Environmental Inspection & Control	<b>67,595.00</b>			Transfer to Tax Title Liens or Foreclosed	
Other Public Safety		<b>CAPITAL OUTLAY TOTAL</b>	<b>561,494.00</b>	Ending Balance	<b>420,952.00</b>
<b>PUBLIC WORKS</b>				<b>PRIOR YEARS TAXES OUTSTANDING</b>	
Streets and Drainage	<b>714,479.00</b>	Public Enterprises		Beginning Balance	<b>383,289.00</b>
Sewers and Sewage Processing	<b>456,000.00</b>	Recreation-Culture	<b>825.00</b>	Collected	<b>338,223.00</b>
Garbage and Trash Disposal	<b>294,463.00</b>	Public Works	<b>139,720.00</b>	Cancelled, Abated or Adjusted	<b>20,091.00</b>
Public Buildings and Grounds	<b>91,920.00</b>	Buildings and Grounds	<b>420,949.00</b>	Transfers to Tax Title Liens or Foreclosed	
Other Public Works	<b>34,000.00</b>	Library and Education		Ending Balance	<b>24,975.00</b>
<b>HEALTH and WELFARE</b>		Conservation		<b>TAX TITLE LIENS OUTSTANDING</b>	
Health Services Except Environmental	<b>95,516.00</b>	All Other		Beginning Balance	
Welfare-Public Assistance	<b>1,851.00</b>			Transfer From Taxes	
Hospital, Clinics, First Aid		<b>CAPITAL DEBT AUTHORIZED, ENDING BALANCE</b>		Redeemed	
Animal, Insect, & Rodent Control		<b>ISSUED AND UNISSUED GROSS DEBT NET DEBT</b>		Cancelled, Abated or Adjusted	
Other Welfare Services		School <b>10,624,663</b>		Transfers to Foreclosed Property	
<b>RECREATION and CONSERVATION</b>		Self-Liquidating		Ending Balance	
Beaches and Boardwalks		Other <b>4,946,094</b>	<b>4,821,094</b>	<b>PROPERTY ACQUIRED BY DEED OR FORECLOSURE</b>	
Parks, Playgrounds, Shade Trees	<b>32,250.00</b>	Total <b>15,570,757</b>	<b>4,821,094</b>	Beginning Balance	<b>130,531.00</b>
Land Reclamation & Conservation	<b>88,734.00</b>	<b>ISSUED AND OUTSTANDING</b>		Transfers From Taxes or Liens	
Other Recreational Services	<b>65,107.00</b>	School <b>10,624,663.00</b>		Sale for Cash	
<b>EDUCATION (excluding schools)</b>		Self-Liquidating		Cancelled, Abated or Adjusted	
Libraries	<b>307,000.00</b>	Other <b>4,098,995.00</b>		Ending Balance	<b>130,531.00</b>
Other Educational Services	<b>10,524.00</b>	Total <b>14,723,658.00</b>		<b>CURRENT FINANCES ENDING BALANCE</b>	
<b>STATUTORY EXPENDITURES</b>		<b>EQUALIZED VALUATION BASIS FOR NET DEBT COMPUTATION</b>	<b>868,924,258</b>	<b>ASSETS</b>	
Pensions & F. I. C. A.	<b>357,554.00</b>	<b>REAL PROPERTY VALUATIONS</b>		Cash	<b>2,277,142.00</b>
Employee Fringe Benefits	<b>590,000.00</b>	<b>Code Class # of Parcels % VAL'N ASSESSED VALUATION</b>		Taxes Receivable	<b>445,927.00</b>
Other Statutory Expenditures	<b>6,000.00</b>	1 Vacant Land 146 5.82 45,137,400.00		Tax Title Liens	
<b>MUNICIPAL FUNCTIONS</b>	<b>6,819,197.00</b>	2 Residential 2640 81.42 630,947,300.00		Foreclosed Property	<b>130,531.00</b>
<b>CAPITAL IMPROVEMENTS</b> *MEMO*	<b>35,000.00</b>	3 Farm 9 .12 883,700.00		Emergencies & Other Deferred Charges	<b>131,620.00</b>
<b>DEBT SERVICE</b>		4a Commercial 143 10.77 83,446,100.00		State and Federal Aid Receivable	<b>2,500.00</b>
Principal Payments	<b>615,627.00</b>	4b Industrial 7 1.85 14,307,500.00		Other Receivables	<b>12,859.00</b>
Interest Payments	<b>207,301.00</b>	4c Apartments 1 .03 203,500.00		Total	<b>3,000,579.00</b>
<b>DEFERRED CHARGES</b>	<b>63,000.00</b>	Total 2946 774,925,500.00		<b>LIABILITIES, RESERVES, AND SURPLUS</b>	
<b>SCHOOL, COUNTY, SPECIAL DISTRICT TAXES</b>	<b>13,970,484.46</b>	Lend Area 3.17 Sq. Miles		Cash Liabilities	<b>1,590,107.00</b>
<b>RESERVE FOR UNCOLLECTED TAXES</b>	<b>638,657.00</b>	Net Valuation Taxable-Municipal	<b>782,445,919</b>	Reserves for Receivables	<b>589,317.00</b>
<b>EXPENDITURES TOTAL</b>	<b>22,314,266.46</b>	Net Valuation Taxable-County	<b>895,749,126</b>	Surplus	<b>821,155.00</b>
		State Equalized Valuation	<b>896,196,451</b>	Total	<b>3,000,579.00</b>
		State Equalization Ratio	<b>87.20</b>		

\*Includes County Health Service Taxes or County Open Space Tax. See Table 13.

0412

Population 1990 15,289  
 Population 1994 15,005  
 S & P Rating  
 Moody Rating AAA

General Tax Rate Per \$100. 5.41  
 State Equalized Tax Rate 2.88

**COLLINGSWOOD BOROUGH - CAMDEN CO.**  
 Form of Government:  
**Commission (1911)**  
 Number of Members on Governing Body - 3

PER CAPITA:  
 Gross Debt 533.12  
 Net Debt 173.44  
 Debt Service 23.42  
 Total Tax Levy 944.90  
 Municipal Expenditures 454.84

PER CENT:  
 Gross Debt 1.64  
 Net Debt .54  
 Tax Levy Collected 94.42  
 Tax Levy Cancelled, Abated or Adjusted .14

EXPENDITURES-CURRENT YEAR		REVENUES REALIZED-CURRENT YEAR		PROPERTY TAXES-CURRENT YEAR		
<b>GENERAL GOVERNMENT</b>				<b>STATE EQUALIZED TAX RATE</b>		
Governing Body & Public Boards		Property Taxes Collected	13,390,781.49	Local District School Taxes	1.38 6,756,783.50	
Municipal Clerk		Payments in Lieu of Taxes	11,499.57	Regionel & Consolidated School Tax		
Financial Administration	220,187.61	Delinquent Tax & Lien Collections	384,164.41	School Taxes in Municipal Budget		
Assessment of Taxes	106,747.80	Business Personalty Replacement Taxes	115,852.16	County Taxes	.84 * 4,136,031.12	
Collection of Taxes	101,446.13	Taxes from Public Utilities	626,292.00	County Library Taxes		
Planning, Housing & Development	24,469.00	Other Miscellaneous Tax Revenues		Local Municipal Purpose Taxes	.66 3,262,949.00	
Human Resources	207,021.35	State Aid Revenues	1,414,531.46	Veteran & Senior Citizen Taxes	.00 156,600.00	
Elections	10,625.00	Federal Aid Revenues		Total Taxes for Rate Computation	2.88 14,312,363.62	
General Administration (other)	179,657.93			Special District Taxes		
<b>JUDICIARY</b>		Sale of Acquired Property		Bank Corp. Taxes		
Municipal Courts	135,111.08	Other Miscellaneous Revenues	825,752.76	Added and Omitted Taxes	22,504.54	
<b>PUBLIC SAFETY</b>		Total	16,768,873.85	Total Taxes Levied - ABSTRACT	14,178,268.16	
Fire Protection	1,437,849.10	Prior Years Surplus Appropriated	438,063.63	Total Taxes Billed	14,182,685.91	
Police Protection	1,435,443.41	REVENUES TOTAL	17,206,937.48	TAXES COLLECTED	13,390,781.49	
Civil Defense & Disaster Control	125.00	Reserve For Uncollected Taxes	500,955.00	Taxes Cancelled, Abated or Adjusted	19,800.76	
Environmental Inspection & Control	87,270.41			Transfer to Tax Title Liens or Foreclosed	7,647.58	
Other Public Safety		CAPITAL OUTLAY TOTAL	447,112.57	Ending Balance	764,456.03	
<b>PUBLIC WORKS</b>		Public Enterprises	5,930.00	<b>PRIOR YEARS TAXES OUTSTANDING</b>		
Streets and Drainage	581,454.26	Recreation-Culture		Beginning Balance	434,954.04	
Sewers and Sewage Processing		Public Works		Collected	374,502.89	
Garbage and Trash Disposal		Buildings and Grounds	441,182.57	Cancelled, Abated or Adjusted	8,202.13	
Public Buildings and Grounds	42,362.47	Library and Education		Transfers to Tax Title Liens or Foreclosed		
Other Public Works	11,328.00	Conservation		Ending Balance	52,249.02	
<b>HEALTH and WELFARE</b>		All Other		<b>TAX TITLE LIENS OUTSTANDING</b>		
Health Services Except Environmental	200.00	<b>CAPITAL DEBT AUTHORIZED, ENDING BALANCE</b>		Beginning Balance	44,545.63	
Welfare-Public Assistance	11,733.00	ISSUED AND UNISSUED	GROSS DEBT	NET DEBT		
Hospital, Clinics, First Aid		School	3,638,000	322,370		
Animal, Insect, & Rodent Control	9,000.00	Self-Liquidating	2,081,281	2,280,118		
Other Welfare Services		Other	2,280,118	2,602,488		
<b>RECREATION and CONSERVATION</b>		Total	7,999,400	<b>PROPERTY ACQUIRED BY DEED OR FORECLOSURE</b>		
Beaches and Boardwalks		ISSUED AND OUTSTANDING		Beginning Balance	18,950.00	
Perks, Playgrounds, Shede Trees	115,128.12	School	3,638,000.00	Transfers From Taxes or Liens		
Land Reclamation & Conservation	11,192.14	Self-Liquidating	2,014,881.48	Sale for Cash		
Other Recreational Services	78,222.62	Other	2,280,118.52	Cancelled, Abated or Adjusted		
<b>EDUCATION (excluding schools)</b>		Total	7,933,000.00	Ending Balance	18,950.00	
Libraries	268,597.96	<b>EQUALIZED VALUATION BASIS FOR NET DEBT COMPUTATION</b>		<b>CURRENT FINANCES ENDING BALANCE</b>		
Other Educational Services	5,000.00	REAL PROPERTY VALUATIONS		ASSETS		
<b>STATUTORY EXPENDITURES</b>		Code	Class	# of Parcels	% VAL'N	ASSESSED VALUATION
Pensions & F. I. C. A.	328,897.00	1	Vacant Land	127	.66	1,699,850.00
Employee Fringe Benefits	557,000.00	2	Residential	3966	76.70	197,195,700.00
Other Statutory Expenditures		3	Farm			
<b>MUNICIPAL FUNCTIONS</b>		4a	Commercial	342	13.49	34,685,650.00
TOTAL		4b	Industrial			
*MEMO*		4c	Apartments	42	9.15	23,526,000.00
<b>CAPITAL IMPROVEMENTS</b>		Total		4477		257,107,200.00
DEBT SERVICE		Land Area	1.86	Sq. Miles		
Principal Payments	205,881.48	Net Valuation Taxable-Municipal				261,595,766
Interest Payments	145,470.40	Net Valuation Taxable-County				486,193,449
<b>DEFERRED CHARGES</b>		State Equalized Valuation				486,866,052
SCHOOL, COUNTY, SPECIAL DISTRICT TAXES	6,476.77	State Equalization Ratio				53.30
RESERVE FOR UNCOLLECTED TAXES	10,892,814.62	<b>LIABILITIES, RESERVES, AND SURPLUS</b>		<b>Cash Liabilities</b>		900,172.80
EXPENDITURES TOTAL	17,717,667.66			<b>Reserves for Receivables</b>		933,726.15
				<b>Surplus</b>		562,335.73
				Total		2,396,234.68

\*Includes County Health Service Taxes or County Open Space Tax. See Table 13.

Population 1990 **8,559**  
 Population 1994 **8,882**  
 S & P Rating **AA**  
 Moody Rating **A1**

General Tax Rate Per \$100 **1.50**  
 State Equalized Tax Rate **1.52**

**COLTS NECK TOWNSHIP - MONMOUTH CO.**

Form of Government:  
**Township Committee**

Number of Members on Governing Body - 5

PER CAPITA:  
 Gross Debt **1,604.66** PER CENT:  
 Net Debt **489.19** Gross Debt **1.54**  
 Debt Service **45.28** Net Debt **.47**  
 Total Tax Levy **1,695.17** Tax Levy Collected **97.69**  
 Municipal Expenditures **627.87** Tax Levy Cancelled, Abated or Adjusted

EXPENDITURES-CURRENT YEAR		REVENUES REALIZED-CURRENT YEAR		PROPERTY TAXES-CURRENT YEAR	
<b>GENERAL GOVERNMENT</b>		<b>REVENUES REALIZED-CURRENT YEAR</b>		<b>STATE EQUALIZED TAX RATE</b>	
Governing Body & Public Boards		Property Taxes Collected	14,708,629.11	Local District School Taxes	.58 5,580,439.00
Municipal Clerk		Payments In Lieu of Taxes		Regional & Consolidated School Tax	.26 2,498,412.43
Financial Administration	60,975.00	Delinquent Tax & Lien Collections	407,300.77	School Taxes in Municipal Budget	
Assessment of Taxes	147,031.00	Business Personalty Replacement Taxes	62,268.72	County Taxes	.46 * 4,417,964.54
Collection of Taxes	85,393.00	Taxes from Public Utilities	1,208,626.00	County Library Taxes	.02 188,069.79
Planning, Housing & Development	91,507.00	Other Miscellaneous Tax Revenues		Local Municipal Purpose Taxes	.22 2,123,801.16
Human Resources	61,232.00	State Aid Revenues	240,976.23	Veteran & Senior Citizen Taxes	
Elections	2,350.00	Federal Aid Revenues		Total Taxes for Rate Computation	1.54 14,830,536.91
General Administration (other)	908,580.00			Special District Taxes	
<b>JUDICIARY</b>		Sale of Acquired Property		Bank Corp. Taxes	
Municipal Courts	124,707.00	Other Miscellaneous Revenues	584,809.80	Added and Omitted Taxes	
<b>PUBLIC SAFETY</b>				Total Taxes Levied - ABSTRACT	247,814.61
Fire Protection	172,389.40	Prior Years Surplus Appropriated	17,212,610.63	Total Taxes Billed	15,056,501.52
Police Protection	886,542.00	REVENUES TOTAL	18,402,610.63	TAXES COLLECTED	14,708,629.11
Civil Defense & Disaster Control	1,000.00	Reserve For Uncollected Taxes	571,778.00	Taxes Cancelled, Abated or Adjusted	
Environmental Inspection & Control	13,488.00			Transfer to Tax Title Liens or Foreclosed	
Other Public Safety		<b>CAPITAL OUTLAY TOTAL</b>	<b>31,185.23</b>	Ending Balance	347,872.41
<b>PUBLIC WORKS</b>				<b>PRIOR YEARS TAXES OUTSTANDING</b>	
Streets and Dralnaga	1,201,325.79	Public Entarprisas		Beginning Balance	554,651.76
Sewars and Sewege Processing	9,808.00	Recreation-Culture	10,876.35	Collected	407,300.77
Garbage and Trash Disposal		Public Works	16,363.70	Cancelled, Abated or Adjusted	
Public Buildings and Grounds	122,100.00	Buildings and Grounds	3,945.18	Transfers to Tax Title Liens or Foraclosed	
Other Public Works	2,500.00	Library and Education		Ending Balance	147,350.99
<b>HEALTH and WELFARE</b>		Conservation		<b>TAX TITLE LIENS OUTSTANDING</b>	
Health Servicas Except Environmental	67,799.00	All Other		Beginning Balance	702.33
Walfara-Public Assistance	3,845.00			Transfer From Taxes	
Hospital, Clinics, First Aid		<b>CAPITAL DEBT AUTHORIZED, ENDING BALANCE</b>		Redeemad	
Animal, Insect, & Rodant Control	9,500.00	ISSUED AND UNISSUED		Cancelled, Abatad or Adjustad	
Other Walfara Services		School	9,907,601	Transfers to Foreclosed Property	
<b>RECREATION and CONSERVATION</b>		Self-Liquidating		Ending Balance	702.33
Beachas and Boardwalks		Other	4,345,000	<b>PROPERTY ACQUIRED BY DEED OR FORECLOSURE</b>	
Parks, Playgrounds, Shada Trees	48,423.00	Total	14,252,601	Beginning Balance	32,000.00
Land Reclamation & Consarvation	101,970.00	ISSUED AND OUTSTANDING		Transfers From Taxes or Liens	
Other Recreational Services	198,305.00	School	9,907,601.52	Sale for Cash	
<b>EDUCATION (axcluding schools)</b>		Self-Liquidating		Cancelled, Abated or Adjustad	
Libraries	12,225.00	Other	4,055,000.00	Ending Balance	32,000.00
Other Educational Services		Total	13,962,601.52	<b>CURRENT FINANCES ENDING BALANCE</b>	
<b>STATUTORY EXPENDITURES</b>		<b>EQUALIZED VALUATION BASIS</b>		<b>ASSETS</b>	
Pensions & F. I. C. A.	209,000.00	<b>FOR NET DEBT COMPUTATION</b>	927,200,152	Cash	2,822,612.09
Employaa Fringa Banafits		<b>REAL PROPERTY VALUATIONS</b>		Taxes Recevabla	495,223.40
Other Statutory Expendituras		Code Class # of Parcels % VAL'N	ASSESSED VALUATION	Tax Title Liens	702.33
<b>MUNICIPAL FUNCTIONS</b>		1 Vacant Land 562 3.76	36,885,600.00	Foreclosed Property	32,000.00
<b>CAPITAL IMPROVEMENTS</b>	<b>TOTAL</b>	2 Residential 2165 78.03	764,879,400.00	Emergencies & Other Delerred Charges	104,184.54
<b>DEBT SERVICE</b>	<b>*ME MO*</b>	3 Farm 671 13.65	133,740,600.00	State and Federal Aid Recevabla	
Principal Payments	150,000.00	4a Commarciel 64 4.56	44,727,000.00	Other Recevabla	47,652.99
Interast Payments	252,160.00	4b Industrial		Total	3,502,375.34
<b>DEFERRED CHARGES</b>		4c Apartmans		<b>LIABILITIES, RESERVES, AND SURPLUS</b>	
SCHOOL, COUNTY, SPECIAL DISTRICT TAXES	60,801.76	Total	3662	Cash Liabilities	2,014,384.22
RESERVE FOR UNCOLLECTED TAXES	12,684,885.75	Land Area 31.70 Sq. Miles		Reserves for Receivabla	575,578.72
EXPENDITURES	571,778.00	Net Valuation Taxable-Municipal	985,171,459	Surplus	912,412.40
<b>TOTAL</b>	<b>18,261,620.70</b>	Net Valuation Taxable-County	954,048,959	Total	3,502,375.34
		State Equalized Valuation	970,114,716		
		State Equalization Ratio	101.56		

\*Includes County Health Service Taxes or County Open Space Tax. See Table 13.

0602

Population 1990 5,026  
 Population 1994 5,029  
 S & P Rating  
 Moody Rating

General Tax Rate Per \$100. 2.74  
 State Equalized Tax Rate 2.58

**COMMERCIAL TWP. - CUMBERLAND CO.**  
 Form of Government:  
**Township Committee**  
 Number of Members on Governing Body - 3

PER CAPITA: PER CENT:  
 Gross Debt 492.91 Gross Debt 2.29  
 Net Debt 202.03 Net Debt .90  
 Debt Service 35.17 Tax Levy Collected 84.24  
 Total Tax Levy 656.14 Tax Levy Cancelled, Abated or Adjusted .21  
 Municipal Expenditures 428.91

EXPENDITURES-CURRENT YEAR	REVENUES REALIZED-CURRENT YEAR	PROPERTY TAXES-CURRENT YEAR
<b>GENERAL GOVERNMENT</b>		<b>STATE EQUALIZED TAX RATE</b>
Governing Body & Public Boards		Local District School Taxes 1.01 1,172,667.00
Municipal Clerk		Regional & Consolidated School Tax
Financial Administration 48,640.00	Property Taxes Collected 2,786,931.00	School Taxes in Municipal Budget
Assessment of Taxes 17,914.00	Payments in Lieu of Taxes	County Taxes 1.04 * 1,203,879.65
Collection of Taxes 76,246.00	Delinquent Tax & Lien Collections 376,943.00	County Library Taxes
Planning, Housing & Development 25,150.00	Business Personality Replacement Taxes 39,468.00	Local Municipal Purpose Taxes .53 613,338.00
Human Resources 6,715.00	Taxes from Public Utilities 268,022.00	Veteran & Senior Citizen Taxes 90,800.00
Elections	Other Miscellaneous Tax Revenues	Total Taxes for Rete Computation 2.58 3,080,684.65
General Administration (other) 251,070.00	State Aid Revenues 257,042.00	Special District Taxes 276,098.00
<b>JUDICIARY</b>	Federal Aid Revenues 4,600.00	Bank Corp. Taxes
Municipal Courts 67,205.00	Sale of Acquired Property	Added and Omitted Taxes 33,755.00
<b>PUBLIC SAFETY</b>	Other Miscellaneous Revenues 417,934.00	Total Taxes Levied - ABSTRACT 3,299,737.65
Fire Protection	Total 4,150,940.00	Total Taxes Billed 3,308,174.00
Police Protection 33,670.00	Prior Years Surplus Appropriated 450,000.00	<b>TAXES COLLECTED</b> 2,786,931.00
Civil Defense & Disaster Control 6,826.00	<b>REVENUES TOTAL</b> 4,600,940.00	Taxes Cancelled, Abated or Adjusted 7,111.00
Environmental Inspection & Control 45,216.00	Reserve For Uncollected Taxes 546,707.00	Transfer to Tax Title Liens or Foreclosed 148,895.00
Other Public Safety	<b>CAPITAL OUTLAY TOTAL</b> 408,282.00	Ending Balance 365,237.00
<b>PUBLIC WORKS</b>		<b>PRIOR YEARS TAXES OUTSTANDING</b>
Streets and Drainage 357,496.00	Public Enterprises	Beginning Balance 302,177.00
Sewers and Sewage Processing 4,401.00	Recreation-Culture 50,000.00	Collected 274,968.00
Garbage and Tresh Disposal 209,072.00	Public Works	Cancelled, Abated or Adjusted
Public Buildings and Grounds 57,900.00	Buildings and Grounds 358,282.00	Transfers to Tax Title Liens or Foreclosed 3,500.00
Other Public Works 12,000.00	Library and Education	Ending Balance 23,709.00
<b>HEALTH and WELFARE</b>	Conservation	<b>TAX TITLE LIENS OUTSTANDING</b>
Health Services Except Environmental	All Other	Beginning Balance 552,101.00
Welfare-Public Assistance 6,232.00		Transfer From Taxes 153,395.00
Hospital, Clinics, First Aid	<b>CAPITAL DEBT AUTHORIZED, ENDING BALANCE</b>	Redeemed 101,975.00
Animal, Insect, & Rodent Control 15,209.00	<b>ISSUED AND UNISSUED</b>	Cancelled, Abated or Adjusted
Other Welfare Services	<b>SCHOOL</b> 1,462,850	Transfers to Foreclosed Property 41,523.00
<b>RECREATION and CONSERVATION</b>	<b>Self-Liquidating</b>	Ending Balance 561,998.00
Beeches and Boardwalks	<b>Other</b> 1,016,000	<b>PROPERTY ACQUIRED BY DEED OR FORECLOSURE</b>
Perks, Playgrounds, Shade Trees 16,946.00	<b>Total</b> 2,478,850	Beginning Balance 362,919.00
Land Reclamation & Conservation 627.00	<b>ISSUED AND OUTSTANDING</b>	Transfers From Taxes or Liens 41,523.00
Other Recreational Services	<b>SCHOOL</b> 1,437,850.00	Sale for Cash
<b>EDUCATION (excluding schools)</b>	<b>Self-Liquidating</b>	Cancelled, Abated or Adjusted
Libraries	<b>Other</b> 874,000.00	Ending Balance 404,442.00
Other Educational Services	<b>Total</b> 2,311,850.00	<b>CURRENT FINANCES ENDING BALANCE</b>
<b>STATUTORY EXPENDITURES</b>	<b>EQUALIZED VALUATION BASIS</b>	<b>ASSETS</b>
Pensions & F. I. C. A. 43,322.00	<b>FOR NET DEBT COMPUTATION</b> 112,883,431	Cash 2,114,577.00
Employee Fringe Benefits 71,215.00	<b>REAL PROPERTY VALUATIONS</b>	Taxes Receivable 388,946.00
Other Statutory Expenditures 805.00	<b>Code Class # of Parcels % VAL'N ASSESSED VALUATION</b>	Tax Title Liens 561,998.00
<b>MUNICIPAL FUNCTIONS TOTAL</b> 1,373,877.00	1 Vacant Land 2315 9.28 9,820,175.00	Foreclosed Property 404,442.00
<b>CAPITAL IMPROVEMENTS *MEMO*</b> 20,000.00	2 Residential 1995 77.56 82,115,150.00	Emergencies & Other Deferred Charges 24,213.00
<b>DEBT SERVICE</b>	3 Farm 146 2.92 3,098,700.00	State and Federal Aid Receivable 579,463.00
Principal Payments 136,000.00	4a Commercial 66 3.82 4,039,800.00	Other Receivables 53,183.00
Interest Payments 40,895.00	4b Industrial 20 6.37 6,739,100.00	Total 4,126,822.00
<b>DEFERRED CHARGES</b> 59,496.00	4c Apartments 1 .06 62,400.00	<b>LIABILITIES, RESERVES, AND SURPLUS</b>
<b>SCHOOL, COUNTY, SPECIAL DISTRICT TAXES</b> 2,652,644.65	Total 4543 105,875,325.00	Cash Liabilities 1,154,223.00
<b>RESERVE FOR UNCOLLECTED TAXES</b> 546,707.00	Land Area 34.00 Sq. Miles	Reserves for Receivables 1,590,309.00
<b>EXPENDITURES TOTAL</b> 4,809,619.65	Net Valuation Taxable-Municipal 109,308,574	Surplus 1,382,290.00
	Net Valuation Taxable-County 118,613,561	Total 4,126,822.00
	State Equalized Valuation 115,875,183	
	State Equalization Ratio 94.16	

\*Includes County Health Service Taxes or County Open Space Tax. See Table 13

0106

Population 1990 412  
 Population 1994 442  
 S & P Rating  
 Moody Rating

General Tax Rate Per \$100. 2.42  
 State Equalized Tax Rate 1.78

**CORBIN CITY CITY - ATLANTIC COUNTY**  
 Form of Government:  
**Special Charter (P.L. 1922 c. 56)**  
 Number of Members on Governing Body - 3

PER CAPITA:  
 Gross Debt 520.36  
 Net Debt  
 Debt Service 115.16  
 Total Tax Levy 833.91  
 Municipal Expenditures 850.82

PER CENT:  
 Gross Debt 1.20  
 Net Debt  
 Tax Levy Collected 85.62  
 Tax Levy Cancelled, Abated or Adjusted .01

EXPENDITURES-CURRENT YEAR		REVENUES REALIZED-CURRENT YEAR				PROPERTY TAXES-CURRENT YEAR	
<b>GENERAL GOVERNMENT</b>		<b>REVENUES REALIZED-CURRENT YEAR</b>				<b>STATE EQUALIZED TAX RATE</b>	
Governing Body & Public Boards		Property Taxes Collected				Local District School Taxes	188,085.00
Municipal Clerk		Payments in Lieu of Taxes				Regional & Consolidated School Tax	
Financial Administration	14,600.00	Delinquent Tax & Lien Collections	36,861.84			School Taxes in Municipal Budget	
Assessment of Taxes	8,200.00	Business Personnel Replacement Taxes	2,004.80			County Taxes	99,188.33
Collection of Taxes	9,000.00	Taxes from Public Utilities	56,576.00			County Library Taxes	6,756.05
Planning, Housing & Development	13,390.00	Other Miscellaneous Tax Revenues				Local Municipal Purpose Taxes	72,271.00
Human Resources		State Aid Revenues	77,748.10			Veteran & Senior Citizen Taxes	5,150.00
Elections	750.00	Federal Aid Revenues				Total Taxes for Rate Computation	371,450.38
General Administration (other)	73,650.00					Special District Taxes	
<b>JUDICIARY</b>		Sale of Acquired Property				Bank Corp. Taxes	
Municipal Courts	15,637.50	Other Miscellaneous Revenues	36,133.91			Added and Omitted Taxes	2,286.50
<b>PUBLIC SAFETY</b>						Total Taxes Levied - ABSTRACT	368,586.88
Fire Protection	2,081.00	Total	524,989.89			Total Taxes Billed	368,703.09
Police Protection	2,075.00	Prior Years Surplus Appropriated	139,215.00			<b>TAXES COLLECTED</b>	315,665.24
Civil Defense & Disaster Control	1,750.00	REVENUES	664,204.89			Taxes Cancelled, Abated or Adjusted	20.52
Environmental Inspection & Control		Reserve For Uncollected Taxes	58,230.00			Transfer to Tax Title Liens or Foreclosed	6,542.62
Other Public Safety						Ending Balance	46,474.71
<b>PUBLIC WORKS</b>		<b>CAPITAL OUTLAY</b>	<b>TOTAL</b>	<b>31,136.00</b>		<b>PRIOR YEARS TAXES OUTSTANDING</b>	
Streets and Drainage	10,003.62	Public Enterprises				Beginning Balance	25,207.46
Sewers and Sewage Processing	766.76	Recreation-Culture				Collected	25,203.12
Garbage and Trash Disposal	39,798.00	Public Works	17,196.00			Cancelled, Abated or Adjusted	4.34
Public Buildings and Grounds	5,025.00	Buildings and Grounds	13,940.00			Transfers to Tax Title Liens or Foreclosed	
Other Public Works		Library and Education				Ending Balance	
<b>HEALTH and WELFARE</b>		Conservation				<b>TAX TITLE LIENS OUTSTANDING</b>	
Health Services Except Environmental	70.00	All Other				Beginning Balance	24,462.53
Welfare-Public Assistance	1,200.00					Transfer From Taxes	6,542.62
Hospital, Clinics, First Aid		<b>CAPITAL DEBT AUTHORIZED, ENDING BALANCE</b>				Redeemed	10,596.76
Animal, Insect, & Rodent Control	4,220.00	<b>ISSUED AND UNISSUED</b>	<b>GROSS DEBT</b>	<b>NET DEBT</b>		Cancelled, Abated or Adjusted	
Other Welfare Services		School	230,000			Transfers to Foreclosed Property	
<b>RECREATION and CONSERVATION</b>		Self-Liquidating				Ending Balance	20,408.39
Beaches and Boardwalks		Other				<b>PROPERTY ACQUIRED BY DEED OR FORECLOSURE</b>	
Parks, Playgrounds, Shade Trees		Total	230,000			Beginning Balance	198,700.00
Land Reclamation & Conservation	4,066.08	<b>ISSUED AND OUTSTANDING</b>				Transfers From Taxes or Liens	
Other Recreational Services		School		230,000.00		Sale for Cash	
<b>EDUCATION (excluding schools)</b>		Self-Liquidating				Cancelled, Abated or Adjusted	
Libraries		Other				Ending Balance	198,700.00
Other Educational Services	50,000.00	Total		230,000.00		<b>CURRENT FINANCES ENDING BALANCE</b>	
<b>STATUTORY EXPENDITURES</b>		<b>EQUALIZED VALUATION BASIS</b>				<b>ASSETS</b>	
Pensions & F. I. C. A.	7,050.00	<b>FOR NET DEBT COMPUTATION</b>				Cash	337,930.68
Employee Fringe Benefits	3,600.00					Taxes Receivable	46,474.91
Other Statutory Expenditures		<b>REAL PROPERTY VALUATIONS</b>				Tax Title Liens	20,408.39
						Foreclosed Property	198,700.00
<b>MUNICIPAL FUNCTIONS</b>						Emergencies & Other Deferred Charges	
<b>CAPITAL IMPROVEMENTS</b>						State and Federal Aid Receivable	
<b>DEBT SERVICE</b>						Other Receivables	21,955.27
Principal Payments	35,000.00					Total	625,469.25
Interest Payments	15,900.00					<b>LIABILITIES, RESERVES, AND SURPLUS</b>	
<b>TYPE I SCHL DEBT *MEMO</b>	50,900.00					Cash Liabilities	147,682.76
<b>DEFERRED CHARGES</b>						Reserves for Receivables	287,538.57
SCHOOL, COUNTY, SPECIAL DISTRICT TAXES	294,029.38					Surplus	191,156.18
RESERVE FOR UNCOLLECTED TAXES	58,230.00					Total	626,377.51
<b>EXPENDITURES</b>	<b>TOTAL</b>						
	670,092.34						

\* ABOVE DEBT SERVICE INCLUDES TYPE I SCHOOL DEBT

\*Includes County Health Service Taxes or County Open Space Tax. See Table 13.

1202

Population 1990 2,500  
 Population 1994 2,559  
 S & P Rating  
 Moody Rating A1

General Tax Rate Per \$100 2.55  
 State Equalized Tax Rate 1.88

**CRANBURY TOWNSHIP - MIDDLESEX CO.**  
 Form of Government:  
**Township Committee**  
 Number of Members on Governing Body - 3

PER CAPITA:  
 Gross Debt 1,049.34  
 Net Debt 908.08  
 Debt Service 235.76  
 Total Tax Levy 3,127.15  
 Municipal Expenditures 1,587.55

PER CENT:  
 Gross Debt .63  
 Net Debt .55  
 Tax Levy Collected 98.09  
 Tax Levy Cancelled, Abated or Adjusted .94

EXPENDITURES-CURRENT YEAR	REVENUES REALIZED-CURRENT YEAR	PROPERTY TAXES-CURRENT YEAR
<b>GENERAL GOVERNMENT</b>		<b>STATE EQUALIZED TAX RATE 1.02</b>
Governing Body & Public Boards		Local District School Taxes 4,352,126.00
Municipal Clerk		Regional & Consolidated School Tax
Financial Administration 81,100.00	Property Taxes Collected 7,850,706.09	School Taxes In Municipal Budget
Assessment of Taxes 27,696.12	Payments in Lieu of Taxes 1,433.15	County Taxes .44 * 1,873,996.88
Collection of Taxes 36,150.00	Delinquent Tax & Lien Collections 91,750.62	County Library Taxes
Planning, Housing & Development 176,250.00	Business Personality Replacement Taxes 140,505.92	Local Municipal Purpose Taxes .42 1,772,129.98
Human Resources 67,989.00	Taxes from Public Utilities 434,134.00	Veteran & Senior Citizen Taxes 10,600.00
Elections 1,259.91	Other Miscellaneous Tax Revenues	Total Taxes for Rate Computation 1.88 8,008,852.86
General Administration (other) 352,558.88	State Aid Revenues 120,086.25	Special District Taxes
<b>JUDICIARY</b>	Federal Aid Revenues	Bank Corp. Taxes
Municipal Courts 163,930.00	Sale of Acquired Property	Added and Omitted Taxes 4,135.62
<b>PUBLIC SAFETY</b>	Other Miscellaneous Revenues 904,836.26	Total Taxes Levied - ABSTRACT 8,002,388.48
Fire Protection 82,320.40	Total 9,543,452.29	Total Taxes Billed 8,003,330.41
Police Protection 811,972.66	Prior Years Surplus Appropriated 2,150,000.00	<b>TAXES COLLECTED 7,850,706.09</b>
Civil Defense & Disaster Control 5,075.00	<b>REVENUES TOTAL 11,693,452.29</b>	Taxes Cancelled, Abated or Adjusted 75,195.38
Environmental Inspection & Control 67,175.00	Reserve For Uncollected Taxes 268,293.00	Transfer to Tax Title Liens or Foreclosed 762.45
Other Public Safety	<b>CAPITAL OUTLAY TOTAL 789,545.83</b>	Ending Balance 76,666.49
<b>PUBLIC WORKS</b>	Public Enterprises	<b>PRIOR YEARS TAXES OUTSTANDING</b>
Streets and Drainage 261,484.02	Recreation-Culture 11,525.00	Beginning Balance 92,159.20
Sewers and Sewage Processing 375,175.00	Public Works 125,006.21	Collected 91,750.62
Garbage and Trash Disposal 10,500.00	Buildings and Grounds 653,016.62	Cancelled, Abated or Adjusted
Public Buildings and Grounds 67,020.00	Library and Education	Transfers to Tax Title Liens or Foreclosed 115.15
Other Public Works	Conservation	Ending Balance 293.43
<b>HEALTH and WELFARE</b>	All Other	<b>TAX TITLE LIENS OUTSTANDING</b>
Health Services Except Environmental 15,835.00		Beginning Balance 7,075.02
Welfare-Public Assistance 3,610.00	<b>CAPITAL DEBT AUTHORIZED, ENDING BALANCE</b>	Transfer From Taxes 902.01
Hospital, Clinics, First Aid	<b>ISSUED AND UNISSUED GROSS DEBT NET DEBT</b>	Redeemed
Animal, Insect, & Rodent Control 7,600.00	School 361,500	Cancelled, Abated or Adjusted
Other Welfare Services	Self-Liquidating	Transfers to Foreclosed Property
<b>RECREATION and CONSERVATION</b>	Other 2,323,772	Ending Balance 7,977.03
Beeches and Boardwalks	Total 2,685,272	<b>PROPERTY ACQUIRED BY DEED OR</b>
Perks, Playgrounds, Shade Trees 109,000.00	<b>ISSUED AND OUTSTANDING</b>	<b>FORECLOSURE</b>
Land Reclamation & Conservation 5,923.77	School 361,500.00	Beginning Balance
Other Recreational Services 10,700.00	Self-Liquidating	Transfers From Taxes or Liens
<b>EDUCATION (excluding schools)</b>	Other 2,235,000.00	Sale for Cash
Libraries 140,815.00	Total 2,596,500.00	Cancelled, Abated or Adjusted
Other Educational Services 7,800.00	<b>EQUALIZED VALUATION BASIS FOR NET DEBT COMPUTATION 423,101,495</b>	Ending Balance
<b>STATUTORY EXPENDITURES</b>	<b>REAL PROPERTY VALUATIONS</b>	<b>CURRENT FINANCES ENDING BALANCE</b>
Pensions & F. I. C. A. 128,134.17	Code Class # of Parcels % VAL'N ASSESSED VALUATION	<b>ASSETS</b>
Employee Fringe Benefits 173,000.00	1 Vacant Land 74 3.01 9,379,000.00	Cash 1,964,619.76
Other Statutory Expenditures	2 Residential 769 49.64 154,873,400.00	Taxes Receivable 76,959.92
<b>MUNICIPAL FUNCTIONS TOTAL 3,190,073.93</b>	3 Farm 173 4.57 14,283,300.00	Tax Title Liens 7,977.03
<b>CAPITAL IMPROVEMENTS *MEMO* 963,820.00</b>	4a Commercial 78 10.07 31,404,600.00	Foreclosed Property
<b>DEBT SERVICE</b>	4b Industrial 17 32.46 101,253,400.00	Emergencies & Other Deferred Charges
Principal Payments 547,000.00	4c Apartments 3 .25 782,600.00	State and Federal Aid Receivable
Interest Payments 56,313.32	Total 1114 311,976,300.00	Other Receivables 14,229.34
<b>DEFERRED CHARGES 860.00</b>	Land Area 13.38 Sq. Miles	Total 2,063,786.05
SCHOOL, COUNTY, SPECIAL DISTRICT TAXES 6,226,122.88	Net Valuation Taxable-Municipal 313,692,712	<b>LIABILITIES, RESERVES, AND SURPLUS</b>
RESERVE FOR UNCOLLECTED TAXES 268,293.00	Net Valuation Taxable-County 432,901,083	Cash Liabilities 534,333.34
<b>EXPENDITURES TOTAL 10,288,663.13</b>	State Equalized Valuation 425,712,471	Reserves for Receivables 99,166.29
	State Equalization Ratio 73.58	Surplus 1,430,286.42
		Total 2,063,786.05

\*Includes County Health Service Taxes or County Open Space Tax. See Table 13.

2003

Population 1990 22,633  
 Population 1994 22,753  
 S & P Rating  
 Moody Rating AAA

General Tax Rate Per \$100. 2.48  
 State Equalized Tax Rate 2.33

**CRANFORD TOWNSHIP - UNION COUNTY**  
 Form of Government:  
**Township Committee**  
 Number of Members on Governing Body - 5

PER CAPITA:  
 Gross Debt 735.51  
 Net Debt 701.22  
 Debt Service 69.12  
 Total Tax Levy 1,808.61  
 Municipal Expenditures 748.17

PER CENT:  
 Gross Debt .98  
 Net Debt .93  
 Tax Levy Collected 98.69  
 Tax Levy Cancelled, Abated or Adjusted .18

EXPENDITURES-CURRENT YEAR		REVENUES REALIZED-CURRENT YEAR		PROPERTY TAXES-CURRENT YEAR		
<b>GENERAL GOVERNMENT</b>				STATE EQUALIZED TAX RATE 1.31		
Governing Body & Public Boards		Property Taxes Collected	40,941,509.00	Local District School Taxes	23,140,152.00	
Municipal Clerk		Payments in Lieu of Taxes	76,476.00	Regionel & Consolidated School Tax		
Financial Administration	195,461.00	Delinquent Tax & Lien Collections	475,392.00	School Taxes in Municipal Budget		
Assessment of Taxes	121,629.00	Business Personally Replacement Taxes	385,464.00	County Taxes	8,198,155.70	
Collection of Taxes	64,106.00	Taxes from Public Utilities	2,396,948.00	County Library Taxes		
Planning, Housing & Development	56,697.00	Other Miscellaneous Tax Revenues		Local Municipal Purpose Taxes	9,760,000.00	
Human Resources	252,375.00	State Aid Revenues	1,205,325.00	Veteran & Senior Citizen Taxes	187,300.00	
Elections	10,005.00	Federal Aid Revenues		Total Taxes for Rate Computation	41,285,607.70	
General Administration (other)	1,300,122.00			Special District Taxes		
<b>JUDICIARY</b>		Sale of Acquired Property	26,800.00	Bank Corp. Taxes		
Municipal Courts	176,244.00	Other Miscellaneous Revenues	2,197,717.00	Added and Omitted Taxes	52,906.00	
<b>PUBLIC SAFETY</b>		Total	47,705,631.00	Total Taxes Levied - ABSTRACT	41,151,213.70	
Fire Protection	1,928,566.00	Prior Years Surplus Appropriated	1,202,756.00	Total Taxes Billed	41,485,925.00	
Police Protection	3,614,994.00	REVENUES TOTAL	48,908,387.00	TAXES COLLECTED	40,941,509.00	
Civil Defense & Disaster Control	6,650.00	Reserve For Uncollected Taxes	1,000,000.00	Taxes Cancelled, Abated or Adjusted	76,623.00	
Environmental Inspection & Control	110,471.00	CAPITAL OUTLAY TOTAL	2,555,904.00	Transfer to Tax Title Liens or Foreclosed	7,110.00	
Other Public Safety		Public Enterprises	650.00	Ending Balance	460,683.00	
<b>PUBLIC WORKS</b>		Recreation-Culture	232,635.00	<b>PRIOR YEARS TAXES OUTSTANDING</b>		
Streets and Drainage	1,573,056.00	Public Works	1,104,900.00	Beginning Balance	525,753.00	
Sewers and Sewage Processing	1,118,895.00	Buildings and Grounds	195,908.00	Collected	475,325.00	
Garbage and Trash Disposal		Library and Education	1,021,811.00	Cancelled, Abated or Adjusted	50.00	
Public Buildings and Grounds	438,768.00	Conservation		Transfers to Tax Title Liens or Foreclosed		
Other Public Works	17,000.00	All Other		Ending Balance	50,378.00	
<b>HEALTH and WELFARE</b>		<b>CAPITAL DEBT AUTHORIZED, ENDING BALANCE</b>		<b>TAX TITLE LIENS OUTSTANDING</b>		
Health Services Except Environmental	137,672.00	ISSUED AND UNISSUED		Beginning Balance	33,189.00	
Welfare-Public Assistance	29,500.00	School	302,000	Transfer From Taxes	7,110.00	
Hospital, Clinics, First Aid	1,700.00	Self-Liquidating	431,000	Redeemed	67.00	
Animal, Insect, & Rodent Control		Other	16,002,166	Cancelled, Abated or Adjusted		
Other Welfare Services		Total	16,735,166	Transfers to Foreclosed Property		
<b>RECREATION and CONSERVATION</b>				Ending Balance	40,232.00	
Beeches and Boardwalks		<b>ISSUED AND OUTSTANDING</b>		<b>PROPERTY ACQUIRED BY DEED OR FORECLOSURE</b>		
Perks, Playgrounds, Shade Trees	2,000.00	School	302,000.00	Beginning Balance	3,897,800.00	
Land Reclamation & Conservation	187,526.00	Self-Liquidating	431,000.00	Transfers From Taxes or Liens		
Other Recreational Services	264,724.00	Other	14,872,651.00	Sale for Cash	26,800.00	
<b>EDUCATION (excluding schools)</b>		Total	15,605,651.00	Cancelled, Abated or Adjusted	32,000.00	
Libraries	615,866.00	<b>EQUALIZED VALUATION BASIS FOR NET DEBT COMPUTATION</b>		Ending Balance	3,839,000.00	
Other Educational Services		<b>REAL PROPERTY VALUATIONS</b>		<b>CURRENT FINANCES ENDING BALANCE</b>		
<b>STATUTORY EXPENDITURES</b>		Code	Class	# of Parcels	% VAL'N	ASSESSED VALUATION
Pensions & F. I. C. A.	825,293.00	1	Vacant Land	94	.57	9,283,200.00
Employee Fringe Benefits	1,351,091.00	2	Residential	7453	79.27	1,291,113,100.00
Other Statutory Expenditures	50,000.00	3	Farm	1	.01	105,200.00
<b>MUNICIPAL FUNCTIONS</b>		4e	Commercial	278	16.22	264,263,500.00
TOTAL	14,450,411.00	4b	Industrial	47	3.51	57,151,400.00
<b>CAPITAL IMPROVEMENTS</b>		4c	Apertments	9	.42	6,881,600.00
DEBT SERVICE		Total	7882			1,628,798,000.00
Principal Payments	905,958.00	Land Area 4.90 Sq. Miles				1,654,737,500
Interest Payments	666,736.00	Net Valuation Taxable-Municipal				1,741,113,914
<b>DEFERRED CHARGES</b>		Net Valuation Taxable-County				1,761,416,920
SCHOOL, COUNTY, SPECIAL DISTRICT TAXES	31,338,307.70	State Equalized Valuation				93.87
RESERVE FOR UNCOLLECTED TAXES	1,000,000.00	State Equalization Ratio				
EXPENDITURES TOTAL	48,361,412.70					

\*Includes County Health Service Taxes or County Open Specie Tax. See Table 13.

0208

Population 1990 7,558  
 Population 1994 7,725  
 S & P Rating  
 Moody Rating A1

General Tax Rate Per \$100. 2.35  
 State Equalized Tax Rate 2.10

**CRESSKILL BOROUGH - BERGEN COUNTY**

Form of Government:  
**Borough Council**

Number of Members on Governing Body - 6

PER CAPITA:

Gross Debt 523.38  
 Net Debt 495.29  
 Debt Service 38.72  
 Total Tax Levy 2,365.05  
 Municipal Expenditures 996.40

PER CENT:

Gross Debt 4.47  
 Net Debt 4.45  
 Tax Levy Collected 97.50  
 Tax Levy Cancelled, Abated or Adjusted .59

EXPENDITURES-CURRENT YEAR		REVENUES REALIZED-CURRENT YEAR		PROPERTY TAXES-CURRENT YEAR	
<b>GENERAL GOVERNMENT</b>		<b>REVENUES REALIZED-CURRENT YEAR</b>		<b>PROPERTY TAXES-CURRENT YEAR</b>	
Governing Body & Public Boards		Property Taxes Collected	17,864,039.00	STATE EQUALIZED TAX RATE	1.25
Municipal Clerk		Payments in Lieu of Taxes		Local District School Taxes	10,833,393.00
Financial Administration	21,000.00	Delinquent Tax & Lien Collections	387,090.00	Regional & Consolidated School Tax	
Assessment of Taxes	23,800.00	Business Personality Replacement Taxes	6,786.70	School Taxes in Municipal Budget	
Collection of Taxes	145,100.00	Taxes from Public Utilities	602,625.00	County Taxes	2,423,319.61 *
Planning, Housing & Development	15,900.00	Other Miscellaneous Tax Revenues		County Library Taxes	
Human Resources	81,453.00	State Aid Revenues	354,258.00	Local Municipal Purpose Taxes	4,917,061.00
Elections	3,375.00	Federal Aid Revenues		Veteran & Senior Citizen Taxes	66,800.00
General Administration (other)	1,123,285.00			Total Taxes for Rate Computation	18,240,573.61
<b>JUDICIARY</b>				Special District Taxes	
Municipal Courts	39,600.00	Sale of Acquired Property		Bank Corp. Taxes	
<b>PUBLIC SAFETY</b>		Other Miscellaneous Revenues	509,757.00	Added and Omitted Taxes	96,265.00
Fire Protection	185,288.00			Total Taxes Levied - ABSTRACT	18,270,038.61
Police Protection	1,617,586.00	Prior Years Surplus Appropriated	1,100,000.00	Total Taxes Billed	18,322,853.00
Civil Defense & Disaster Control	16,000.00	REVENUES TOTAL	20,824,555.70	TAXES COLLECTED	17,864,039.00
Environmental Inspection & Control	67,950.00	Reserve For Uncollected Taxes	710,000.00	Taxes Cancelled, Abated or Adjusted	108,063.00
Other Public Safety		CAPITAL OUTLAY TOTAL	383,441.00	Transfer to Tax Title Liens or Foreclosed	3,208.00
<b>PUBLIC WORKS</b>				Ending Balance	347,543.00
Streets and Drainage	1,045,826.00	Public Enterprises	645.00	<b>PRIOR YEARS TAXES OUTSTANDING</b>	
Sewers and Sewage Processing	15,150.00	Recreation-Culture		Beginning Balance	387,317.00
Garbage and Trash Disposal	956,794.00	Public Works	74,023.00	Collected	387,090.00
Public Buildings and Grounds	40,700.00	Buildings and Grounds	308,773.00	Cancelled, Abated or Adjusted	227.00
Other Public Works	30,500.00	Library and Education		Transfers to Tax Title Liens or Foreclosed	
<b>HEALTH and WELFARE</b>		Conservation		Ending Balance	
Health Services Except Environmental	73,593.00	All Other		TAX TITLE LIENS OUTSTANDING	
Welfare-Public Assistance	14,650.00	<b>CAPITAL DEBT AUTHORIZED, ENDING BALANCE</b>		Beginning Balance	22,003.00
Hospital, Clinics, First Aid	6,000.00	ISSUED AND UNISSUED	GROSS DEBT	Transfer From Taxes	3,208.00
Animal, Insect, & Rodent Control	6,000.00	School	150,000	Redeemed	
Other Welfare Services		Self-Liquidating	356,000	Cancelled, Abated or Adjusted	
<b>RECREATION and CONSERVATION</b>		Other	3,537,122	Transfers to Foreclosed Property	
Beeches and Boardwalks		Total	4,043,122	Ending Balance	25,211.00
Parks, Playgrounds, Shade Trees	8,450.00	<b>ISSUED AND OUTSTANDING</b>		<b>PROPERTY ACQUIRED BY DEED OR FORECLOSURE</b>	
Land Reclamation & Conservation	63,621.00	School		Beginning Balance	38,600.00
Other Recreational Services	66,900.00	Self-Liquidating	280,000.00	Transfers From Taxes or Liens	
<b>EDUCATION (excluding schools)</b>		Other	2,897,000.00	Sale for Cash	
Libraries	304,000.00	Total	3,177,000.00	Cancelled, Abated or Adjusted	
Other Educational Services		<b>EQUALIZED VALUATION BASIS FOR NET DEBT COMPUTATION</b>		Ending Balance	38,600.00
<b>STATUTORY EXPENDITURES</b>		<b>REAL PROPERTY VALUATIONS</b>		<b>CURRENT FINANCES ENDING BALANCE</b>	
Pensions & F. I. C. A.	325,957.00	Code	Class	# of Parcels	% VAL'N
Employee Fringe Benefits	345,243.00	1	Vacant Land	171	5.89
Other Statutory Expenditures		2	Residential	2485	84.42
<b>MUNICIPAL FUNCTIONS</b>		3	Farm		
CAPITAL IMPROVEMENTS	15,000.00	4a	Commercial	75	7.84
<b>DEBT SERVICE</b>		4b	Industrial	7	1.39
Principal Payments	140,000.00	4c	Apartments	7	.46
Interest Payments	159,114.00	Total		2745	
<b>DEFERRED CHARGES</b>			Land Area	2.00	Sq Miles
SCHOOL, COUNTY, SPECIAL DISTRICT TAXES	13,256,712.61	Net Valuation Taxable-Municipal			
RESERVE FOR UNCOLLECTED TAXES	710,000.00	Net Valuation Taxable-County			
EXPENDITURES TOTAL	20,953,887.61	State Equalized Valuation			
		State Equalization Refld			

\*Includes County Health Service Taxes or County Open Space Tax. See Table 13.

1310

Population 1990 1,179  
 Population 1994 1,206  
 S & P Rating  
 Moody Rating

General Tax Rate Per \$100. 1.00  
 State Equalized Tax Rate .99

**DEAL BOROUGH - MONMOUTH COUNTY**  
 Form of Government:  
**Commission (1911)**  
 Number of Members on Governing Body - 3

PER CAPITA: PER CENT:  
 Gross Debt 1,653.05 Gross Debt .34  
 Net Debt 944.09 Net Debt .20  
 Debt Service 87.15 Tax Levy Collected 98.08  
 Total Tax Levy 6,318.65 Tax Levy Cancelled, Abated  
 Municipal Expenditures 2,902.24 or Adjusted .25

EXPENDITURES-CURRENT YEAR		REVENUES REALIZED-CURRENT YEAR		PROPERTY TAXES-CURRENT YEAR	
<b>GENERAL GOVERNMENT</b>		<b>REVENUES REALIZED-CURRENT YEAR</b>		<b>STATE EQUALIZED TAX RATE</b>	
Governing Body & Public Boards		Property Taxes Collected	5,110,935.48	Local District School Taxes	.78 924,934.00
Municipal Clerk		Payments In Lieu of Taxes		Regional & Consolidated School Tax	
Financial Administration	20,200.00	Delinquent Tax & Lien Collections	160,179.02	School Taxes in Municipal Budget	
Assessment of Taxes	10,570.00	Business Personality Replacement Taxes	7,825.44	County Taxes	.50 * 2,627,248.27
Collection of Taxes	30,000.00	Taxes from Public Utilities	375,961.00	County Library Taxes	.02 111,859.94
Planning, Housing & Development	16,600.00	Other Miscellaneous Tax Revenues		Local Municipal Purpose Taxes	.29 1,533,134.67
Human Resources	69,477.00	State Aid Revenues	73,423.06	Veteran & Senior Citizen Taxes	
Elections	500.00	Federal Aid Revenues	26.39	Total Taxes for Rate Computation	.99 5,203,426.88
General Administration (other)	363,929.00			Special District Taxes	
<b>JUDICIARY</b>		Sale of Acquired Property		Bank Corp. Taxes	
Municipal Courts	46,898.84	Other Miscellaneous Revenues	1,188,840.99	Added and Omitted Taxes	11,109.58
<b>PUBLIC SAFETY</b>				Total Taxes Levied - ABSTRACT	5,208,286.46
Fire Protection	246,600.00	Prior Years Surplus Appropriated	602,000.00	Total Taxes Billed	5,210,937.93
Police Protection	888,651.51	<b>REVENUES TOTAL</b>	<b>7,519,191.38</b>	<b>TAXES COLLECTED</b>	<b>5,110,935.48</b>
Civil Defense & Disaster Control	1,000.00	Reserve For Uncollected Taxes	189,761.45	Taxes Cancelled, Abated or Adjusted	13,244.79
Environmental Inspection & Control	36,450.00			Transfer to Tax Title Liens or Foreclosed	
Other Public Safety		<b>CAPITAL OUTLAY TOTAL</b>	<b>839,508.10</b>	Ending Balance	86,757.66
<b>PUBLIC WORKS</b>				<b>PRIOR YEARS TAXES OUTSTANDING</b>	
Streets and Drainage	307,949.73	Public Enterprises		Beginning Balance	158,882.14
Sewers and Sewage Processing		Recreation-Culture		Collected	119,457.40
Garbage and Trash Disposal	222,650.00	Public Works	219,361.90	Cancelled, Abated or Adjusted	5,414.39
Public Buildings and Grounds	29,785.68	Buildings and Grounds	620,146.20	Transfers to Tax Title Liens or Foreclosed	33,967.87
Other Public Works		Library and Education		Ending Balance	42.48
<b>HEALTH and WELFARE</b>		Conservation		<b>TAX TITLE LIENS OUTSTANDING</b>	
Health Services Except Environmental	15,000.00	All Other		Beginning Balance	6,753.75
Welfare-Public Assistance				Transfer From Taxes	33,967.87
Hospital, Clinics, First Aid	500.00	<b>CAPITAL DEBT AUTHORIZED, ENDING BALANCE</b>		Redeemed	40,721.62
Animal, Insect, & Rodent Control	750.00	<b>ISSUED AND UNISSUED</b>		Cancelled, Abated or Adjusted	
Other Welfare Services		School		Transfers to Foreclosed Property	
<b>RECREATION and CONSERVATION</b>		Self-Liquidating	855,000	Ending Balance	
Beeches and Boardwalks	386,451.23	Other	1,138,575	<b>PROPERTY ACQUIRED BY DEED OR FORECLOSURE</b>	
Parks, Playgrounds, Shade Trees	4,614.32	Total	1,993,575	Beginning Balance	6,000.00
Land Reclamation & Conservation				Transfers From Taxes or Liens	
Other Recreational Services	3,739.04	<b>ISSUED AND OUTSTANDING</b>		Sale for Cash	
<b>EDUCATION (excluding schools)</b>		School		Cancelled, Abated or Adjusted	
Libraries		Self-Liquidating	741,000.00	Ending Balance	6,000.00
Other Educational Services		Other	594,500.00	<b>CURRENT FINANCES ENDING BALANCE</b>	
<b>STATUTORY EXPENDITURES</b>		Total	1,335,500.00	<b>ASSETS</b>	
Pensions & F. I. C. A.	220,567.80	<b>EQUALIZED VALUATION BASIS FOR NET DEBT COMPUTATION</b>	581,656,764	Cash	2,532,200.23
Employee Fringe Benefits	215,000.00	<b>REAL PROPERTY VALUATIONS</b>		Taxes Receivable	86,800.14
Other Statutory Expenditures		Code Class # of Parcels % VAL'N	ASSESSED VALUATION	Tax Title Liens	
<b>MUNICIPAL FUNCTIONS</b>		1 Vacant Land 59 3.32	17,110,000.00	Foreclosed Property	6,000.00
<b>CAPITAL IMPROVEMENTS</b>		2 Residential 858 94.73	487,576,200.00	Emergencies & Other Deferred Charges	604.48
<b>DEBT SERVICE</b>		3 Farm	8,350,500.00	State and Federal Aid Receivable	
Principal Payments	98,955.12	4a Commercial 16 1.62	1,690,100.00	Other Receivables	52,431.13
Interest Payments	6,150.00	4b Industrial		Total	2,678,035.98
		4c Apartments 4 .33	1,690,100.00	<b>LIABILITIES, RESERVES, AND SURPLUS</b>	
		Total 937	514,726,800.00	Cash Liabilities	855,560.90
<b>DEFERRED CHARGES</b>		Land Area 1.20 Sq. Miles		Reserves for Receivables	145,231.27
SCHOOL, COUNTY, SPECIAL DISTRICT TAXES	3,664,042.21	Net Valuation Taxable-Municipal	515,855,990	Surplus	1,677,243.81
RESERVE FOR UNCOLLECTED TAXES	189,761.45	Net Valuation Taxable-County	567,979,228	Total	2,678,035.98
<b>EXPENDITURES TOTAL</b>	<b>7,164,140.96</b>	State Equalized Valuation	522,847,009		
		State Equalization Ratio	98.66		

\*Includes County Health Service Taxes or County Open Space Tax. See Table 13.

0603

Population 1990 2,933
Population 1994 3,023
S & P Rating
Moody Rating

General Tax Rate Per \$100. 2.71
State Equalized Tax Rate 2.45

DEERFIELD TWP. - CUMBERLAND COUNTY
Form of Government:
Township Committee
Number of Members on Governing Body - 5

PER CAPITA:
Gross Debt 1,679.22
Net Debt 610.94
Debt Service
Total Tax Levy 764.65
Municipal Expenditures 311.41
PER CENT:
Gross Debt 5.54
Net Debt 2.02
Tax Levy Collected 91.23
Tax Levy Cancelled, Abated or Adjusted .09

Table with columns: EXPENDITURES-CURRENT YEAR, REVENUES REALIZED-CURRENT YEAR, PROPERTY TAXES-CURRENT YEAR, and various sub-categories like GENERAL GOVERNMENT, JUDICIARY, PUBLIC SAFETY, etc.

\*Includes County Health Service Taxes or County Open Space Tax. See Table 13.

Population 1990 **3,316**  
 Population 1994 **3,257**  
 S & P Rating  
 Moody Rating

General Tax Rate Per \$100. **2.47**  
 State Equalized Tax Rate **2.41**

**DELANCO TOWNSHIP - BURLINGTON CO.**

Form of Government:

**Township Committee**

Number of Members on Governing Body - 3

PER CAPITA:

Gross Debt **863.35**  
 Net Debt **501.07**  
 Debt Service **51.15**  
 Total Tax Levy **1,244.08**  
 Municipal Expenditures **647.39**

PER CENT:

Gross Debt **1.79**  
 Net Debt **1.03**  
 Tax Levy Collected **92.26**  
 Tax Levy Cancelled, Abated or Adjusted

EXPENDITURES-CURRENT YEAR		REVENUES REALIZED-CURRENT YEAR		PROPERTY TAXES-CURRENT YEAR		
<b>GENERAL GOVERNMENT</b>		<b>REVENUES REALIZED-CURRENT YEAR</b>		<b>STATE EQUALIZED TAX RATE</b>		
Governing Body & Public Boards		Property Taxes Collected	<b>3,739,846.55</b>	Local District School Taxes	<b>1.33</b>	
Municipal Clerk		Payments In Lieu of Taxes		Regional & Consolidated School Tax	<b>2,098,450.00</b>	
Financial Administration	<b>33,600.00</b>	Delinquent Tax & Lien Collections	<b>214,292.08</b>	School Taxes in Municipal Budget		
Assessment of Taxes	<b>10,656.00</b>	Business Personalty Replecement Taxes	<b>159,814.52</b>	County Taxes	<b>.52</b> *	
Collection of Taxes	<b>19,440.00</b>	Taxes from Public Utilities	<b>266,644.00</b>	County Library Taxes	<b>.03</b>	
Planning, Housing & Development	<b>16,330.00</b>	Other Miscellaneous Tax Revenues		Local Municipal Purpose Taxes	<b>.52</b>	
Human Resources	<b>4,000.00</b>	State Aid Revenues	<b>188,493.93</b>	Veteran & Senior Clizzen Taxes		
Elections		Federal Aid Revenues		Total Taxes for Rate Computetion	<b>2.40</b>	
General Administration (other)	<b>204,380.00</b>			Special District Taxes	<b>196,000.00</b>	
<b>JUDICIARY</b>		Sale of Acquired Property		Bank Corp. Taxes		
Municipal Courts	<b>28,640.00</b>	Other Miscellaneous Revenues	<b>185,730.37</b>	Added and Omitted Taxes	<b>63,676.41</b>	
<b>PUBLIC SAFETY</b>				Total Taxes Levied - ABSTRACT	<b>4,051,979.13</b>	
Fire Protection	<b>2,660.00</b>	Prior Years Surplus Appropriated	<b>400,000.00</b>	Total Taxes Billed	<b>4,053,528.60</b>	
Police Protection	<b>462,203.96</b>	REVENUES TOTAL	<b>5,154,821.45</b>	TAXES COLLECTED	<b>3,739,846.55</b>	
Civil Defense & Disaster Control	<b>1,000.00</b>	Reserve For Uncollected Taxes	<b>345,254.81</b>	Taxes Cancelled, Abeted or Adjusted		
Environmental Inspection & Control	<b>27,825.00</b>	<b>CAPITAL OUTLAY TOTAL</b>		Transfer to Tax Title Liens or Foreclosed	<b>6,189.28</b>	
Other Public Satety			<b>656,707.95</b>	Ending Balance	<b>307,492.77</b>	
<b>PUBLIC WORKS</b>		Public Enterprises		<b>PRIOR YEARS TAXES OUTSTANDING</b>		
Streets and Drainage	<b>253,807.17</b>	Recreation-Culture		Beginning Balance	<b>228,320.69</b>	
Sewers and Sewege Processing		Public Works	<b>111,700.36</b>	Collected	<b>213,739.17</b>	
Garbage and Trash Disposal	<b>174,900.00</b>	Buildings and Grounds	<b>545,007.59</b>	Cancelled, Abated or Adjusted	<b>46.47</b>	
Public Buildings and Grounds	<b>16,000.00</b>	Library and Educetion		Transfers to Tax Title Liens or Foreclosed		
Other Public Works		Conservation		Ending Balance	<b>14,535.05</b>	
<b>HEALTH and WELFARE</b>		All Other		<b>TAX TITLE LIENS OUTSTANDING</b>		
Health Services Except Environmental	<b>229.00</b>	<b>CAPITAL DEBT AUTHORIZED, ENDING BALANCE</b>		Beginning Balance	<b>40,305.47</b>	
Welfare-Public Assistance	<b>3,040.00</b>	ISSUED AND UNISSUED	<b>GROSS DEBT</b>	Transfer From Taxes	<b>6,189.28</b>	
Hospital, Clinics, First Aid		School	<b>1,055,000</b>	Redeemed	<b>552.91</b>	
Animal, Insect, & Rodent Control	<b>500.00</b>	Self-Liquidating		Cancelled, Abeted or Adjusted		
Other Welfare Services		Other	<b>1,756,935</b>	Transfers to Foreclosed Property		
<b>RECREATION and CONSERVATION</b>		Total	<b>2,811,935</b>	Ending Balance	<b>45,941.84</b>	
Beaches and Boardwalks		<b>ISSUED AND OUTSTANDING</b>		<b>PROPERTY ACQUIRED BY DEED OR FORECLOSURE</b>		
Parks, Playgrounds, Shade Trees	<b>4,350.00</b>	School	<b>1,055,000.00</b>	Beginning Balance	<b>4,500.00</b>	
Land Reclamation & Conservation	<b>4,373.17</b>	Self-Liquidating		Transfers From Taxes or Liens		
Other Recreational Services	<b>14,478.00</b>	Other	<b>1,298,457.13</b>	Sale for Cash		
<b>EDUCATION (excluding schools)</b>		Total	<b>2,353,457.13</b>	Cancelled, Abated or Adjusted		
Libraries	<b>42,000.00</b>	<b>EQUALIZED VALUATION BASIS FOR NET DEBT COMPUTATION</b>		Ending Balance	<b>4,500.00</b>	
Other Educational Services		<b>REAL PROPERTY VALUATIONS</b>		<b>CURRENT FINANCES ENDING BALANCE</b>		
<b>STATUTORY EXPENDITURES</b>		Code	Class	# of Parcels	% VAL'N	ASSESSED VALUATION
Pensions & F. I. C. A.	<b>83,202.00</b>	1	Vacant Land	37	1.51	<b>2,319,300.00</b>
Employee Fringe Benefits	<b>112,000.00</b>	2	Residential	1192	77.18	<b>118,214,400.00</b>
Other Statutory Expenditures	<b>4,000.00</b>	3	Ferm	21	.74	<b>1,136,500.00</b>
<b>MUNICIPAL FUNCTIONS</b>		4e	Commercial	44	9.83	<b>15,059,000.00</b>
CAPITAL IMPROVEMENTS	<b>12,000.00</b>	4b	Industrial	12	9.98	<b>15,292,800.00</b>
<b>DEBT SERVICE</b>		4c	Apartments	6	.75	<b>1,146,400.00</b>
Principal Payments	<b>142,217.28</b>	Total	<b>1312</b>			<b>153,168,400.00</b>
Interest Payments	<b>24,369.05</b>	Land Area	<b>2.16</b>	Sq. Miles		
<b>DEFERRED CHARGES</b>		Net Valuation Taxable-Municipel				<b>153,810,799</b>
SCHOOL, COUNTY, SPECIAL DISTRICT TAXES	<b>3,174,542.72</b>	Net Valuation Taxable-County				<b>161,512,755</b>
RESERVE FOR UNCOLLECTED TAXES	<b>345,254.81</b>	State Equalized Valuation				<b>157,673,771</b>
EXPENDITURES TOTAL	<b>5,283,093.22</b>	State Equalization Ratio				<b>97.54</b>
				<b>LIABILITIES, RESERVES, AND SURPLUS</b>		
				Cash Liabilities	<b>345,167.34</b>	
				Reserves for Receivables	<b>395,684.42</b>	
				Surplus	<b>409,006.43</b>	
				Total	<b>1,149,858.19</b>	

\*Includes County Health Service Taxes or County Open Space Tax. See Table 13.

1007

Population 1990 4,512  
 Population 1994 4,836  
 S & P Rating  
 Moody Rating

General Tax Rate Per \$100. 1.72  
 State Equalized Tax Rate 1.66

**DELAWARE TWP. - HUNTERDON CO.**  
 Form of Government:  
**Township Committee**  
 Number of Members on Governing Body - 3

PER CAPITA:  
 Gross Debt 615.60  
 Net Debt 15.93  
 Debt Service 1.23  
 Total Tax Levy 1,301.44  
 Municipal Expenditures 424.55

PER CENT:  
 Gross Debt .83  
 Net Debt .02  
 Tax Levy Collected 98.06  
 Tax Levy Cancelled, Abated or Adjusted .01

EXPENDITURES-CURRENT YEAR		REVENUES REALIZED-CURRENT YEAR		PROPERTY TAXES-CURRENT YEAR	
<b>GENERAL GOVERNMENT</b>		<b>REVENUES REALIZED-CURRENT YEAR</b>		<b>STATE EQUALIZED TAX RATE</b>	
Governing Body & Public Boards		Property Taxes Collected	6,176,076.24	Local District School Taxes	.71
Municipal Clerk		Payments in Lieu of Taxes		Regional & Consolidated School Tax	.45
Financial Administration	55,957.00	Delinquent Tax & Lien Collections	142,123.38	School Taxes in Municipal Budget	
Assessment of Taxes	31,350.00	Business Personality Replacement Taxes	72,078.20	County Library Taxes	.32 *
Collection of Taxes	35,985.00	Taxes from Public Utilities	260,683.00	Local Municipal Purpose Taxes	.03
Planning, Housing & Development	46,765.00	Other Miscellaneous Tax Revenues		Veteran & Senior Citizen Taxes	.16
Human Resources	36,878.00	State Aid Revenues	200,560.83	Total Taxes for Rate Computation	1.67
Elections	3,000.00	Federal Aid Revenues		Special District Taxes	
General Administration (other)	334,415.00			Bank Corp. Taxes	
<b>JUDICIARY</b>		Seizure of Acquired Property		Added and Omitted Taxes	147,884.39
Municipal Courts	24,180.00	Other Miscellaneous Revenues	268,876.79	Total Taxes Levied - ABSTRACT	6,293,742.67
<b>PUBLIC SAFETY</b>		Prior Years Surplus Appropriated	650,329.00	Total Taxes Billed	6,298,212.28
Fire Protection	97,787.00	REVENUES TOTAL	7,770,727.44	TAXES COLLECTED	6,176,076.24
Police Protection	313,500.00	Reserve For Uncollected Taxes	150,708.00	Taxes Cancelled, Abated or Adjusted	428.93
Civil Defense & Disaster Control	34,000.00	CAPITAL OUTLAY TOTAL	87,916.21	Transfer to Tax Title Liens or Foreclosed	94.60
Environmental Inspection & Control	51,191.00	Public Enterprises		Ending Balance	121,612.51
Other Public Safety		Recreation-Culture		<b>PRIOR YEARS TAXES OUTSTANDING</b>	
<b>PUBLIC WORKS</b>		Public Works	37,877.05	Beginning Balance	138,667.46
Streets and Drainage	477,833.83	Buildings and Grounds	50,039.16	Collected	134,941.10
Sewers and Sewage Processing		Library and Education		Cancelled, Abated or Adjusted	3.67
Garbage and Trash Disposal	33,000.00	Conservation		Transfer to Tax Title Liens or Foreclosed	
Public Buildings and Grounds	32,850.00	All Other		Ending Balance	3,722.69
Other Public Works	25,500.00	<b>CAPITAL DEBT AUTHORIZED, ENDING BALANCE</b>		<b>TAX TITLE LIENS OUTSTANDING</b>	
<b>HEALTH and WELFARE</b>		ISSUED AND UNISSUED	GROSS DEBT	NET DEBT	
Health Services Except Environmental	16,917.00	School	2,900,000		
Welfare-Public Assistance	1,882.00	Self-Liquidating			
Hospital, Clinics, First Aid		Other	77,030	77,030	
Animal, Insect, & Rodent Control		Total	2,977,030	77,030	
Other Welfare Services		ISSUED AND OUTSTANDING		2,900,000.00	
<b>RECREATION and CONSERVATION</b>		School			
Beaches and Boardwalks		Self-Liquidating			
Perks, Playgrounds, Shade Trees		Other		77,030.00	
Land Reclamation & Conservation	6,660.00	Total		2,977,030.00	
Other Recreational Services	17,300.00	<b>EQUALIZED VALUATION BASIS</b>		<b>FOR NET DEBT COMPUTATION</b>	
<b>EDUCATION (excluding schools)</b>		<b>REAL PROPERTY VALUATIONS</b>		<b>ASSESSED VALUATION</b>	
Libraries		Code	Class	# of Parcels	% VAL'N
Other Educational Services		1	Vacant Land	256	4.22
<b>STATUTORY EXPENDITURES</b>		2	Residential	1054	60.77
Pensions & F. I. C. A.	76,500.00	3	Farm	1102	30.03
Employee Fringe Benefits	115,000.00	4e	Commercial	34	2.84
Other Statutory Expenditures		4b	Industrial	10	1.81
<b>MUNICIPAL FUNCTIONS</b>		4c	Apartments	5	.34
CAPITAL IMPROVEMENTS	1,868,450.83	Total	2461		355,810,000.00
DEBT SERVICE	40,145.54	Land Area	36.90	Sq. Miles	
Principal Payments	5,969.58	Net Valuation Taxable-Municipal		357,577,203	
Interest Payments		Net Valuation Taxable-County		367,696,334	
<b>DEFERRED CHARGES</b>		State Equalized Valuation		370,176,812	
SCHOOL, COUNTY, SPECIAL DISTRICT TAXES	28,000.00	State Equalization Ratio		96.58	
SCHOOL, COUNTY, SPECIAL DISTRICT TAXES	5,552,169.16	<b>PROPERTY TAXES-CURRENT YEAR</b>		<b>CURRENT FINANCES ENDING BALANCE</b>	
RESERVE FOR UNCOLLECTED TAXES	150,708.00	<b>ENDING BALANCE</b>		<b>ASSETS</b>	
EXPENDITURES TOTAL	7,605,297.57	<b>ENDING BALANCE</b>		Cash	
		<b>ENDING BALANCE</b>		Taxes Receivable	
		<b>ENDING BALANCE</b>		Tax Title Liens	
		<b>ENDING BALANCE</b>		Foreclosed Property	
		<b>ENDING BALANCE</b>		Emergencies & Other Deferred Charges	
		<b>ENDING BALANCE</b>		State and Federal Aid Receivable	
		<b>ENDING BALANCE</b>		Other Receivables	
		<b>ENDING BALANCE</b>		Total	
		<b>ENDING BALANCE</b>		1,910,736.93	
		<b>ENDING BALANCE</b>		<b>LIABILITIES, RESERVES, AND SURPLUS</b>	
		<b>ENDING BALANCE</b>		Cash Liabilities	
		<b>ENDING BALANCE</b>		Reserves for Receivables	
		<b>ENDING BALANCE</b>		Surplus	
		<b>ENDING BALANCE</b>		Total	
		<b>ENDING BALANCE</b>		1,910,736.93	

\*Includes County Health Service Taxes or County Open Space Tax. See Table 13.

0310

Population 1990 **13,178**  
 Population 1994 **13,527**  
 S & P Rating **AAA**  
 Moody Rating **AAA**

General Tax Rate Per \$100. **2.27**  
 State Equalized Tax Rate **2.21**

**DELRAN TOWNSHIP - BURLINGTON CO.**  
 Form of Government:  
**Mayor-Council Plan D (OMCL 50)**  
 Number of Members on Governing Body - 5

PER CAPITA:  
 Gross Debt **326.92**  
 Net Debt **160.29**  
 Debt Service **24.01**  
 Total Tax Levy **1,174.12**  
 Municipal Expenditures **473.87**

PER CENT:  
 Gross Debt **.66**  
 Net Debt **.32**  
 Tax Levy Collected **96.87**  
 Tax Levy Cancelled, Abated or Adjusted **.18**

EXPENDITURES-CURRENT YEAR		REVENUES REALIZED-CURRENT YEAR		PROPERTY TAXES-CURRENT YEAR	
<b>GENERAL GOVERNMENT</b>		<b>REVENUES REALIZED-CURRENT YEAR</b>		<b>STATE EQUALIZED TAX RATE</b>	
Governing Body & Public Boards	41,735.00	Property Taxes Collected	15,388,722.67	Local District School Taxes	1.28
Municipal Clerk	64,309.00	Payments In Lieu of Taxes		Regional & Consolidated School Tax	
Financial Administration	126,653.00	Delinquent Tax & Lien Collections	365,359.62	School Taxes In Municipal Budget	
Assessment of Taxes	59,193.00	Business Personalty Replacement Taxes	186,979.44	County Taxes	.50 *
Collection of Taxes	78,801.00	Taxes from Public Utilities	782,884.00	County Library Taxes	.03
Planning, Housing & Development	67,768.00	Other Miscellaneous Tax Revenues		Local Municipal Purpose Taxes	.39
Human Resources	170,524.22	State Aid Revenues	939,332.23	Veteran & Senior Citizen Taxes	
Elections		Federal Aid Revenues		Total Taxes for Rete Computation	2.20
General Administration (other)	463,991.00			Special District Taxes	
<b>JUDICIARY</b>		Sale of Acquired Property		Bank Corp. Taxes	
Municipal Courts	101,251.50	Other Miscellaneous Revenues	540,879.66	Added and Omitted Taxes	
<b>PUBLIC SAFETY</b>		Total	18,204,157.62	Total Taxes Levied - ABSTRACT	15,882,366.04
Fire Protection		Prior Years Surplus Appropriated	1,250,000.00	Total Taxes Billed	15,885,872.33
Police Protection	1,617,155.11	<b>REVENUES TOTAL</b>	19,454,157.62	<b>TAXES COLLECTED</b>	15,388,722.67
Civil Defense & Disaster Control	100.00	Reserve For Uncollected Taxes	1,038,900.00	Taxes Cancelled, Abated or Adjusted	29,329.75
Environmental Inspection & Control				Transfer to Tax Title Liens or Foreclosed	2,035.08
Other Public Safety		<b>CAPITAL OUTLAY TOTAL</b>	312,496.46	Ending Balance	465,784.83
<b>PUBLIC WORKS</b>				<b>PRIOR YEARS TAXES OUTSTANDING</b>	
Streets and Drainage	654,215.28	Public Enterprises		Beginning Balance	393,825.77
Sewers and Sewage Processing		Recreation-Culture	225.00	Collected	334,406.15
Garbage and Trash Disposal	462,231.83	Public Works	55,097.90	Cancelled, Abated or Adjusted	170.59
Public Buildings and Grounds	123,500.00	Buildings and Grounds	257,173.56	Transfers to Tax Title Liens or Foreclosed	
Other Public Works		Library and Education		Ending Balance	59,249.03
<b>HEALTH and WELFARE</b>		Conservation		<b>TAX TITLE LIENS OUTSTANDING</b>	
Health Services Except Environmental	21,355.00	All Other		Beginning Balance	51,053.20
Welfare-Public Assistance				Transfer From Taxes	2,035.09
Hospital, Clinics, First Aid		<b>CAPITAL DEBT AUTHORIZED, ENDING BALANCE</b>		Redeemed	30,953.47
Animal, Insect, & Rodent Control	32,000.00	<b>ISSUED AND UNISSUED</b>		Cancelled, Abated or Adjusted	
Other Welfare Services	4,175.00	School	1,994,050	Transfers to Foreclosed Property	
<b>RECREATION and CONSERVATION</b>		Self-Liquidating		Ending Balance	22,134.81
Beeches and Boardwalks		Other	2,428,197	<b>PROPERTY ACQUIRED BY DEED OR FORECLOSURE</b>	
Perks, Playgrounds, Shade Trees		Total	4,422,247	Beginning Balance	3,615.00
Land Reclamation & Conservation	171,921.20	<b>ISSUED AND OUTSTANDING</b>		Transfers From Taxes or Liens	
Other Recreational Services	29,345.00	School	1,994,050.00	Sale for Cash	
<b>EDUCATION (excluding schools)</b>		Self-Liquidating		Cancelled, Abated or Adjusted	
Libraries		Other	2,247,697.18	Ending Balance	3,615.00
Other Educational Services	100.00	Total	4,241,747.18	<b>CURRENT FINANCES ENDING BALANCE</b>	
<b>STATUTORY EXPENDITURES</b>		<b>EQUALIZED VALUATION BASIS FOR NET DEBT COMPUTATION</b>	668,084,144	<b>ASSETS</b>	
Pensions & F. I. C. A.	238,025.09	<b>REAL PROPERTY VALUATIONS</b>		Cash	2,449,219.44
Employee Fringe Benefits	500,500.00	Code Class # of Parcels % VAL'N		Taxes Receivable	525,033.86
Other Statutory Expenditures	4,000.00	1 Vacant Land 366 3.38	22,060,800.00	Tax Title Liens	22,134.81
<b>MUNICIPAL FUNCTIONS</b>		2 Residential 3685 73.40	479,435,500.00	Foreclosed Property	3,615.00
<b>CAPITAL IMPROVEMENTS</b>		3 Farm 49 .34	2,231,250.00	Emergencies & Other Deferred Charges	26,000.00
<b>DEBT SERVICE</b>		4a Commercial 151 16.69	108,990,400.00	State and Federal Aid Receivable	6,847.19
Principal Payments	228,545.48	4b Industrial 5 .40	2,589,700.00	Other Receivables	45,758.86
Interest Payments	96,215.23	4c Apartments 3 5.80	37,871,200.00	Total	3,078,609.16
		Total 4259	653,178,850.00	<b>LIABILITIES, RESERVES, AND SURPLUS</b>	
<b>DEFERRED CHARGES</b>		Land Area 6.91 Sq. Miles		Cash Liabilities	865,554.16
SCHOOL, COUNTY, SPECIAL DISTRICT TAXES	12,973,286.54	Net Valuation Taxable-Municipal	655,845,215	Reserves for Receivables	596,542.53
RESERVE FOR UNCOLLECTED TAXES	1,038,900.00	Net Valuation Taxable-County	682,980,881	Surplus	1,616,512.47
<b>EXPENDITURES TOTAL</b>	19,383,270.98	State Equalized Valuation	672,455,998	Total	3,078,609.16
		State Equalization Ratio	97.52		

0209

Population 1990 4,800  
 Population 1994 4,868  
 S & P Rating  
 Moody Rating A1

General Tax Rate Per \$100 2.76  
 State Equalized Tax Rate 2.17

**DEMAREST BOROUGH - BERGEN COUNTY**  
 Form of Government:  
**Borough Council**  
 Number of Members on Governing Body - 6

PER CAPITA:  
 Gross Debt 447.34  
 Net Debt 258.07  
 Debt Service 58.88  
 Total Tax Levy 2,512.52  
 Municipal Expenditures 915.75

PER CENT:  
 Gross Debt .38  
 Net Debt .22  
 Tax Levy Collected 98.36  
 Tax Levy Cancelled, Abated or Adjusted .28

EXPENDITURES-CURRENT YEAR		REVENUES REALIZED-CURRENT YEAR		PROPERTY TAXES-CURRENT YEAR	
<b>GENERAL GOVERNMENT</b>		<b>REVENUES REALIZED-CURRENT YEAR</b>		<b>PROPERTY TAXES-CURRENT YEAR</b>	
Governing Body & Public Boards		Property Taxes Collected	12,062,576.00	STATE EQUALIZED TAX RATE	
Municipal Clerk		Payments in Lieu of Taxes		Local District School Taxes .85	4,786,317.00
Financial Administration	42,825.00	Delinquent Tax & Lien Collections	186,913.00	Regional & Consolidated School Tax .49	2,733,700.19
Assessment of Taxes	99,945.00	Business Personality Replacement Taxes	14,453.00	County Taxes in Municipal Budget	
Collection of Taxes	56,361.00	Taxes from Public Utilities	358,020.00	County Taxes .29 *	1,651,625.00
Planning, Housing & Development	15,340.00	Other Miscellaneous Tax Revenues		County Library Taxes	
Human Resources	23,795.00	State Aid Revenues	237,285.00	Local Municipal Purpose Taxes .54	3,034,465.00
Elections	1,980.00	Federal Aid Revenues		Veteran & Senior Citizen Taxes	30,550.00
General Administration (other)	548,272.00			Total Taxes for Rate Computation 2.17	12,236,657.19
<b>JUDICIARY</b>		<b>REVENUES REALIZED-CURRENT YEAR</b>		<b>PROPERTY TAXES-CURRENT YEAR</b>	
Municipal Courts	20,751.00	Sale of Acquired Property	289,292.00	Special District Taxes	
<b>PUBLIC SAFETY</b>		Other Miscellaneous Revenues	13,148,539.00	Bank Corp. Taxes	
Fire Protection	136,169.00	Total	13,148,539.00	Added and Omitted Taxes	24,825.00
Police Protection	998,937.00	Prior Years Surplus Appropriated	365,000.00	Total Taxes Levied - ABSTRACT	12,230,932.19
Civil Defense & Disaster Control	1,500.00	REVENUES TOTAL	13,513,539.00	Total Taxes Billed	12,263,911.00
Environmental Inspection & Control	41,875.00	Reserve For Uncollected Taxes	298,963.00	TAXES COLLECTED	12,062,576.00
Other Public Safety		CAPITAL OUTLAY TOTAL	418,937.00	Taxes Cancelled, Abated or Adjusted	34,604.00
<b>PUBLIC WORKS</b>		Public Enterprises		Transfer to Tax Title Liens or Foreclosed	
Straits and Drainage	125,993.00	Recreation-Culture		Ending Balance	166,731.00
Sewers and Sewage Processing	277,499.00	Public Works	45,403.00	<b>PRIOR YEARS TAXES OUTSTANDING</b>	
Garbage and Trash Disposal	635,178.00	Buildings and Grounds	373,534.00	Beginning Balance	186,913.00
Public Buildings and Grounds	34,900.00	Library and Education		Collected	186,913.00
Other Public Works	489,889.00	Conservation		Cancelled, Abated or Adjusted	
<b>HEALTH and WELFARE</b>		All Other		Transfers to Tax Title Liens or Foreclosed	
Health Services Except Environmental	10,167.00	<b>CAPITAL DEBT AUTHORIZED, ENDING BALANCE</b>		Ending Balance	
Welfare-Public Assistance	1,315.00	ISSUED AND UNISSUED	GROSS DEBT	<b>TAX TITLE LIENS OUTSTANDING</b>	
Hospital, Clinics, First Aid	2,000.00	School	921,356	Beginning Balance	
Animal, Insect, & Rodent Control	4,540.00	Self-Liquidating		Transfer From Taxes	
Other Welfare Services		Other	1,256,295	Redeemed	
<b>RECREATION and CONSERVATION</b>		Total	2,177,651	Cancelled, Abated or Adjusted	
Beeches and Boardwalks		<b>ISSUED AND OUTSTANDING</b>		Transfers to Foreclosed Property	
Perks, Playgrounds, Shade Trees	19,222.00	School	921,356.00	Ending Balance	
Land Reclamation & Conservation	39,547.00	Self-Liquidating		PROPERTY ACQUIRED BY DEED OR	
Other Recreational Services	26,550.00	Other	1,251,017.00	FORECLOSURE	
<b>EDUCATION (excluding schools)</b>		Total	2,172,373.00	Beginning Balance	67,444.00
Libraries	42,320.00	<b>EQUALIZED VALUATION BASIS</b>		Transfers From Taxes or Liens	
Other Educational Services		<b>FOR NET DEBT COMPUTATION</b>		Sale for Cash	
<b>STATUTORY EXPENDITURES</b>		<b>REAL PROPERTY VALUATIONS</b>		Cancelled, Abated or Adjusted	
Pensions & F. I. C. A.	175,409.00	Code	Class	# of Parcels	% VAL'N
Employee Fringe Benefits		1	Vacant Land	54	1.55
Other Statutory Expenditures		2	Residential	1585	94.83
<b>MUNICIPAL FUNCTIONS</b>		3	Farm		
TOTAL	3,872,279.00	4e	Commercial	10	3.62
<b>CAPITAL IMPROVEMENTS</b>		4b	Industrial		
*MEMO*	27,000.00	4c	Apertments		
<b>DEBT SERVICE</b>		Total	1649		
Principal Payments	245,615.00	<b>ASSESSED VALUATION</b>		Cash	1,118,418.00
Interest Payments	40,999.00	1	Vacant Land	54	1.55
<b>DEFERRED CHARGES</b>		2	Residential	1585	94.83
SCHOOL, COUNTY, SPECIAL DISTRICT TAXES	9,171,642.19	3	Farm		
RESERVE FOR UNCOLLECTED TAXES	298,963.00	4e	Commercial	10	3.62
EXPENDITURES TOTAL	13,629,498.19	4b	Industrial		
		4c	Apertments		
		Total	1649		
		<b>ASSESSED VALUATION</b>		Taxes Receivable	166,731.00
		Land Area	2.10	Sq Miles	
		Net Valuation Taxable-Municipal	443,445,121	Tax Title Liens	
		Net Valuation Taxable-County	573,496,549	Foreclosed Property	67,444.00
		State Equalized Valuation	563,415,898	Emergencias & Other Deferred Chargee	85,000.00
		State Equalization Ratio	78.69	State and Federal Aid Receivable	13,186.00
				Other Receivables	2,079.00
				Total	1,452,858.00
				<b>LIABILITIES, RESERVES, AND SURPLUS</b>	
				Cash Liabilities	580,137.00
				Reservas for Receivables	236,254.00
				Surplus	636,467.00
				Total	1,452,858.00

\*Includes County Health Service Taxes or County Open Space Tax. See Table 13.

0504

Population 1990 5,574  
 Population 1994 5,972  
 S & P Rating  
 Moody Rating

General Tax Rate Per \$100. 1.80  
 State Equalized Tax Rate 1.76

**DENNIS TOWNSHIP - CAPE MAY COUNTY**  
 Form of Government:  
**Township Committee**  
 Number of Members on Governing Body - 3

PER CAPITA:  
 Gross Debt 587.92  
 Net Debt 345.12  
 Debt Service 27.27  
 Total Tax Levy 987.77  
 Municipal Expenditures 686.55

PER CENT:  
 Gross Debt 1.12  
 Net Debt .66  
 Tax Levy Collected 92.32  
 Tax Levy Cancelled, Abated or Adjusted .13

EXPENDITURES-CURRENT YEAR	REVENUES REALIZED-CURRENT YEAR	PROPERTY TAXES-CURRENT YEAR
<b>GENERAL GOVERNMENT</b>		<b>STATE EQUALIZED TAX RATE 1.73</b>
Governing Body & Public Boards		Local District School Taxes 3,663,727.00
Municipal Clerk		Regional & Consolidated School Tax
Financial Administration 621,623.00	Property Taxes Collected 5,520,914.12	School Taxes In Municipal Budget
Assessment of Taxes 65,100.00	Payments In Lieu of Taxes	County Taxes .42 * 1,354,010.91
Collection of Taxes 94,790.00	Delinquent Tax & Lien Collections 426,090.93	County Library Taxes .03 85,586.18
Planning, Housing & Development 52,000.00	Business Personality Replacement Taxes 16,926.52	Local Municipal Purpose Taxes .17 564,060.23
Human Resources 14,099.46	Taxes from Public Utilities 1,367,583.00	Veteran & Senior Citizen Taxes 50,600.00
Elections 3,250.00	Other Miscellaneous Tax Revenues	Total Taxes for Rate Computation 1.75 5,717,984.32
General Administration (other) 431,475.00	State Aid Revenues 922,409.57	Special District Taxes 231,590.00
	Federal Aid Revenues	Bank Corp. Taxes
<b>JUDICIARY</b>	Sale of Acquired Property	Added and Omitted Taxes
Municipal Courts 87,000.00	Other Miscellaneous Revenues 327,536.02	Total Taxes Levied - ABSTRACT 5,898,974.32
	Total 8,581,460.16	Total Taxes Billed 5,979,880.42
<b>PUBLIC SAFETY</b>	Prior Years Surplus Appropriated 990,000.00	<b>TAXES COLLECTED 5,520,914.12</b>
Fire Protection 10,800.00	REVENUES TOTAL 9,571,460.16	Taxes Cancelled, Abated or Adjusted 7,668.10
Police Protection 217,500.00	Reserve For Uncollected Taxes 688,694.75	Transfer to Tax Title Liens or Foreclosed 26,138.84
Civil Defense & Disaster Control 19,100.00	<b>CAPITAL OUTLAY TOTAL 390,849.83</b>	Ending Balance 425,159.36
Environmental Inspection & Control 12,000.00	Public Enterprises	<b>PRIOR YEARS TAXES OUTSTANDING</b>
Other Public Safety	Recreation-Culture	Beginning Balance 389,907.19
<b>PUBLIC WORKS</b>	Public Works 133,422.76	Collected 380,879.70
Streets and Drainage 828,926.57	Buildings and Grounds 257,427.07	Cancelled, Abated or Adjusted 107.10
Sewers and Sewage Processing	Library and Education	Transfers to Tax Title Liens or Foreclosed 5,865.46
Garbage and Trash Disposal 23,000.00	Conservation	Ending Balance 3,054.93
Public Buildings and Grounds 275,300.00	All Other	<b>TAX TITLE LIENS OUTSTANDING</b>
Other Public Works		Beginning Balance 155,892.66
<b>HEALTH and WELFARE</b>	<b>CAPITAL DEBT AUTHORIZED, ENDING BALANCE</b>	Transfer From Taxes 32,912.29
Health Services Except Environmental 9,400.00	ISSUED AND UNISSUED GROSS DEBT NET DEBT	Redeemed 45,211.23
Welfare-Public Assistance 7,850.00	School 1,450,000	Cancelled, Abated or Adjusted 620.93
Hospital, Clinics, First Aid	Self-Liquidating 2,061,030	Transfers to Foreclosed Property 97,999.19
Animal, Insect, & Rodent Control 16,900.00	Other 2,061,030	Ending Balance 44,973.60
Other Welfare Services	Total 3,511,030	<b>PROPERTY ACQUIRED BY DEED OR FORECLOSURE</b>
<b>RECREATION and CONSERVATION</b>	ISSUED AND OUTSTANDING	Beginning Balance 1,425,815.81
Beeches and Boardwalks	School 1,450,000.00	Transfers From Taxes or Liens 97,999.19
Perks, Playgrounds, Shade Trees	Self-Liquidating	Sale for Cash
Land Reclamation & Conservation 38,596.83	Other 1,090,080.83	Cancelled, Abated or Adjusted
Other Recreational Services 71,800.00	Total 2,540,080.83	Ending Balance 1,523,815.00
<b>EDUCATION (excluding schools)</b>	<b>EQUALIZED VALUATION BASIS FOR NET DEBT COMPUTATION 312,341,110</b>	<b>CURRENT FINANCES ENDING BALANCE ASSETS</b>
Libraries	<b>REAL PROPERTY VALUATIONS</b>	Cash 2,284,967.80
Other Educational Services	Code Class # of Parcels % VALN ASSESSED VALUATION	Taxes Receivable 428,214.29
<b>STATUTORY EXPENDITURES</b>	1 Vacant Land 1982 14.66 45,676,600.00	Tax Title Liens 44,973.60
Pensions & F. I. C. A. 92,000.00	2 Residential 2165 71.07 221,371,900.00	Foreclosed Property 1,523,815.00
Employee Fringe Benefits 220,450.00	3 Farm 293 2.55 7,947,300.00	Emergencies & Other Deferred Charges 15,000.00
Other Statutory Expenditures 7,500.00	4e Commercial 99 11.72 36,494,200.00	State and Federal Aid Receivable 3,572.74
	4b Industrial	Other Receivables 375,034.36
<b>MUNICIPAL FUNCTIONS TOTAL 3,220,460.86</b>	4c Apartments	Total 4,675,577.79
<b>CAPITAL IMPROVEMENTS *MEMO* 25,000.00</b>	Total 4539 311,490,000.00	<b>LIABILITIES, RESERVES, AND SURPLUS</b>
<b>DEBT SERVICE</b>	Land Area 64.97 Sq. Miles	Cash Liabilities 980,090.88
Principal Payments 108,326.80	Net Valuation Taxable-Municipal 315,566,358	Reserves for Receivables 2,372,037.25
Interest Payments 54,500.00	Net Valuation Taxable-County 316,303,467	Surplus 1,323,449.66
	State Equalized Valuation 322,997,214	Total 4,675,577.79
<b>DEFERRED CHARGES 28,106.00</b>	State Equalization Ratio 97.67	
<b>SCHOOL, COUNTY, SPECIAL DISTRICT TAXES 5,334,914.09</b>		
<b>RESERVE FOR UNCOLLECTED TAXES 688,694.75</b>		
<b>EXPENDITURES TOTAL 9,435,002.50</b>		

\*Includes County Health Service Taxes or County Open Space Tax. See Table 13.

1408

Population 1990 **13,812**  
 Population 1994 **14,072**  
 S & P Rating  
 Moody Rating **A1**

General Tax Rate Per \$100. **2.63**  
 State Equalized Tax Rate **1.96**

**DENVILLE TOWNSHIP - MORRIS COUNTY**  
 Form of Government:  
**Mayor-Council Plan F (OMCL 50)**  
 Number of Members on Governing Body - 7

PER CAPITA:  
 Gross Debt **1,763.63**  
 Net Debt **913.65**  
 Debt Service **88.16**  
 Total Tax Levy **1,763.94**  
 Municipal Expenditures **777.67**

PER CENT:  
 Gross Debt **2.07**  
 Net Debt **1.07**  
 Tax Levy Collected **97.19**  
 Tax Levy Cancelled, Abated or Adjusted **.23**

EXPENDITURES-CURRENT YEAR		REVENUES REALIZED-CURRENT YEAR			PROPERTY TAXES-CURRENT YEAR	
<b>GENERAL GOVERNMENT</b>		<b>REVENUES REALIZED-CURRENT YEAR</b>			<b>STATE EQUALIZED TAX RATE</b>	
Governing Body & Public Boards	136,344.00	Property Taxes Collected	24,212,772.64		Local District School Taxes	.71 8,853,843.00
Municipal Clerk		Payments In Lieu of Taxes			Regional & Consolidated School Tax	.54 6,732,526.41
Financial Administration	112,030.00	Delinquent Tax & Lien Collections	1,082,654.37		School Taxes In Municipal Budget	
Assessment of Taxes	88,933.00	Business Personality Replacement Taxes	226,249.56		County Taxes	.30 * 3,770,810.13
Collection of Taxes	90,247.00	Taxes from Public Utilities	1,643,779.00		County Library Taxes	
Planning, Housing & Development	201,057.00	Other Miscellaneous Tax Revenues			Local Municipal Purpose Taxes	.41 5,060,710.00
Human Resources	169,430.00	State Aid Revenues	583,268.60		Veteran & Senior Citizen Taxes	108,450.00
Elections	7,600.00	Federal Aid Revenues			Total Taxes for Rate Computation	1.96 24,526,339.54
General Administration (other)	677,948.00				Special District Taxes	
<b>JUDICIARY</b>		Sale of Acquired Property	2,660,593.05		Bank Corp. Taxes	
Municipal Courts	132,800.00	Other Miscellaneous Revenues	30,409,317.22		Added and Omitted Taxes	404,296.48
<b>PUBLIC SAFETY</b>		Total	30,409,317.22		Total Taxes Levied - ABSTRACT	24,822,186.02
Fire Protection	160,639.00	Prior Years Surplus Appropriated	674,708.00		Total Taxes Billed	24,913,155.48
Police Protection	2,014,236.66	REVENUES TOTAL	31,084,025.22		TAXES COLLECTED	24,212,772.64
Civil Defense & Disaster Control	6,070.00	Reserve For Uncollected Taxes	943,234.59		Taxes Cancelled, Abated or Adjusted	56,937.84
Environmental Inspection & Control	213,658.00				Transfer to Tax Title Liens or Foreclosed	52,924.88
Other Public Safety		CAPITAL OUTLAY TOTAL	1,989,789.74		Ending Balance	590,520.12
<b>PUBLIC WORKS</b>		Public Enterprises	278,609.85		<b>PRIOR YEARS TAXES OUTSTANDING</b>	
Streets and Drainage	919,273.55	Recreation-Culture			Beginning Balance	801,441.94
Sewers and Sewage Processing	1,258,200.00	Public Works	3,105.00		Collected	765,418.23
Garbage and Trash Disposal		Buildings and Grounds	1,708,074.89		Cancelled, Abated or Adjusted	26,773.73
Public Buildings and Grounds	374,514.00	Library and Education			Transfers to Tax Title Liens or Foreclosed	
Other Public Works		Conservation			Ending Balance	9,249.98
<b>HEALTH and WELFARE</b>		All Other			<b>TAX TITLE LIENS OUTSTANDING</b>	
Health Services Except Environmental	202,318.00				Beginning Balance	492,375.54
Welfare-Public Assistance	22,075.00	CAPITAL DEBT AUTHORIZED, ENDING BALANCE			Transfer From Taxes	52,924.88
Hospital, Clinics, First Aid		ISSUED AND UNISSUED	GROSS DEBT	NET DEBT	Redeemed	317,236.14
Animal, Insect, & Rodent Control	17,950.00	School	145,472	4,889,843	Cancelled, Abated or Adjusted	
Other Welfare Services		Self-Liquidating	16,607,702	7,967,028	Transfers to Foreclosed Property	
<b>RECREATION and CONSERVATION</b>		Other	8,064,675	12,856,871	Ending Balance	228,064.28
Beaches and Boardwalks		Total	24,817,850		<b>PROPERTY ACQUIRED BY DEED OR FORECLOSURE</b>	
Perks, Playgrounds, Shade Trees	286,210.00	ISSUED AND OUTSTANDING			Beginning Balance	406,982.00
Land Reclamation & Conservation		School	145,472.21		Transfers From Taxes or Liens	
Other Recreational Services	44,300.00	Self-Liquidating	13,373,622.07		Sale for Cash	
<b>EDUCATION (excluding schools)</b>		Other	7,230,200.00		Cancelled, Abated or Adjusted	
Libraries	450,000.00	Total	20,749,294.28		Ending Balance	406,982.00
Other Educational Services		EQUALIZED VALUATION BASIS			<b>CURRENT FINANCES ENDING BALANCE</b>	
<b>STATUTORY EXPENDITURES</b>		FOR NET DEBT COMPUTATION			<b>ASSETS</b>	
Pensions & F. I. C. A.	461,058.00	REAL PROPERTY VALUATIONS			Cash	7,355,437.86
Employee Fringe Benefits	568,000.00	Code	Class	# of Parcels	% VAL'N	ASSESSED VALUATION
Other Statutory Expenditures	100.00	1	Vacant Land	765	4.01	36,999,000.00
<b>MUNICIPAL FUNCTIONS</b>		2	Residential	4861	77.02	709,931,915.00
TOTAL	8,614,991.21	3	Farm	54	.41	3,801,400.00
<b>CAPITAL IMPROVEMENTS</b>		4e	Commercial	343	12.48	115,007,600.00
*MEMO*	5,000.00	4b	Industrial	41	5.60	51,599,450.00
<b>DEBT SERVICE</b>		4c	Apartments	2	.48	4,426,400.00
Principal Payments	800,000.00	Total	6066			921,765,765.00
Interest Payments	440,568.49	Land Area 12.70 Sq. Miles				
<b>DEFERRED CHARGES</b>		Net Valuation Taxable-Municipal			928,365,871	
SCHOOL, COUNTY, SPECIAL DISTRICT TAXES	144,636.00	Net Valuation Taxable-County			1,206,539,179	
RESERVE FOR UNCOLLECTED TAXES	19,357,179.54	State Equalized Valuation			1,240,732,539	
EXPENDITURES TOTAL	30,300,609.83	State Equalization Ratio			74.70	
		CASH			7,355,437.86	
		Taxes Receivable			599,770.10	
		Tax Title Liens			228,064.28	
		Foreclosed Property			406,982.00	
		Emergencies & Other Deferred Charges				
		State and Federal Aid Receivable				
		Other Receivables			128,125.68	
		Total			8,718,379.92	
		<b>LIABILITIES, RESERVES, AND SURPLUS</b>				
		Cash Liabilities			4,979,390.55	
		Reserves for Receivables			1,362,942.06	
		Surplus			2,376,047.31	
		Total			8,718,379.92	

\*Includes County Health Service Taxes or County Open Space Tax. See Table 13.

0802

Population 1990 24,137  
 Population 1994 24,894  
 S & P Rating AAA  
 Moody Rating A

General Tax Rate Per \$100. 4.63  
 State Equalized Tax Rate 2.38

**DEPTFORD TOWNSHIP - GLOUCESTER CO.**  
 Form of Government:  
**Council-Manager Plan E (OMCL 50)**  
 Number of Members on Governing Body - 7

PER CAPITA:  
 Gross Debt 284.13  
 Net Debt 156.66  
 Debt Service 28.28  
 Total Tax Levy 1,143.95  
 Municipal Expenditures 553.07

PER CENT.  
 Gross Debt - 63  
 Net Debt - 35  
 Tax Levy Collected 95.22  
 Tax Levy Cancelled, Abated or Adjusted - 87

EXPENDITURES-CURRENT YEAR		REVENUES REALIZED-CURRENT YEAR		PROPERTY TAXES-CURRENT YEAR	
<b>GENERAL GOVERNMENT</b>		<b>REVENUES REALIZED-CURRENT YEAR</b>		<b>STATE EQUALIZED TAX RATE</b>	
Governing Body & Public Boards	33,400.00	Property Taxes Collected	27,125,389.69	Local District School Taxes	1.27
Municipal Clerk	69,485.64	Payments in Lieu of Taxes	35,587.42	Regional & Consolidated School Tax	
Financial Administration	169,193.33	Delinquent Tax & Lien Collections	1,620,757.53	School Taxes in Municipal Budget	
Assessment of Taxes	122,921.34	Business Personalty Replacement Taxes	169,201.24	County Taxes	-62 *
Collection of Taxes	130,553.65	Taxes from Public Utilities	1,514,207.00	County Library Taxes	
Planning, Housing & Development	705,607.05	Other Miscellaneous Tax Revenues		Local Municipal Purpose Taxes	-49
Human Resources	338,306.95	State Aid Revenues	1,345,955.97	Veteran & Senior Citizen Taxes	
Elections	14,708.55	Federal Aid Revenues		Total Taxes for Rate Computation	2.38
General Administration (other)	1,215,055.79			Special District Taxes	
<b>JUDICIARY</b>		Sale of Acquired Property		Bank Corp. Taxes	
Municipal Courts	170,641.34	Other Miscellaneous Revenues		Added and Omitted Taxes	
<b>PUBLIC SAFETY</b>		Total	33,200,861.91	Total Taxes Levied - ABSTRACT	
Fire Protection	5,930.00	Prior Years Surplus Appropriated	1,800,000.00	Total Taxes Billed	
Police Protection	2,900,236.22	<b>REVENUES TOTAL</b>	<b>35,000,861.91</b>	<b>TAXES COLLECTED</b>	<b>27,125,389.69</b>
Civil Defense & Disaster Control	18,165.00	Reserve For Uncollected Taxes	1,781,595.69	Taxes Cancelled, Abated or Adjusted	
Environmental Inspection & Control	216,886.27	<b>CAPITAL OUTLAY TOTAL</b>	<b>1,250,223.39</b>	Transfer to Tax Title Liens or Foreclosed	
Other Public Safety		<b>Public Enterprises</b>		Ending Balance	929,561.97
<b>PUBLIC WORKS</b>		Recreation-Culture	11,115.50	<b>PRIOR YEARS TAXES OUTSTANDING</b>	
Streets and Drainage	787,805.10	Public Works	935,940.49	Beginning Balance	1,897,550.99
Sewers and Sewage Processing		Buildings and Grounds	300,301.04	Collected	1,490,274.37
Garbage and Trash Disposal	1,841,950.00	Library and Education	2,866.36	Cancelled, Abated or Adjusted	241,098.73
Public Buildings and Grounds	114,690.00	Conservation		Transfers to Tax Title Liens or Foreclosed	52,242.70
Other Public Works	252,483.94	All Other		Ending Balance	113,935.19
<b>HEALTH and WELFARE</b>		<b>CAPITAL DEBT AUTHORIZED, ENDING BALANCE</b>		<b>TAX TITLE LIENS OUTSTANDING</b>	
Health Services Except Environmental	52,293.61	ISSUED AND UNISSUED		Beginning Balance	1,368,794.86
Welfare-Public Assistance		School	3,173,125	Transfer From Taxes	198,581.70
Hospital, Clinics, First Aid		Self-Liquidating		Redeemed	151,609.32
Animal, Insect, & Rodent Control	26,946.60	Other	3,899,980	Cancelled, Abated or Adjusted	153,189.21
Other Welfare Services	58,100.23	Total	7,073,105	Transfers to Foreclosed Property	460,937.10
<b>RECREATION and CONSERVATION</b>		<b>ISSUED AND OUTSTANDING</b>		Ending Balance	801,640.93
Beeches and Boardwalks		School		<b>PROPERTY ACQUIRED BY DEED OR FORECLOSURE</b>	
Perks, Playgrounds, Shade Trees	199,746.20	Self-Liquidating		Beginning Balance	588,550.00
Land Reclamation & Conservation	1,800.00	Other		Transfers From Taxes or Liens	536,357.05
Other Recreational Services	4,000.00	Total	3,789,435.61	Sale for Cash	
<b>EDUCATION (excluding schools)</b>		<b>EQUALIZED VALUATION BASIS FOR NET DEBT COMPUTATION</b>	<b>1,114,162,402</b>	Cancelled, Abated or Adjusted	70,450.00
Libraries	391,192.03	<b>REAL PROPERTY VALUATIONS</b>		Ending Balance	1,054,457.05
Other Educational Services		Code Class # of Parcels % VAL'N ASSESSED VALUATION		<b>CURRENT FINANCES ENDING BALANCE</b>	
<b>STATUTORY EXPENDITURES</b>		1 Vacent Land 2181 4.09 23,638,000.00		<b>ASSETS</b>	
Pensions & F. I. C. A.	391,351.67	2 Residential 7652 60.71 351,098,800.00		Cash	3,790,666.56
Employee Fringe Benefits	830,000.00	3 Farm 243 .77 4,455,700.00		Texas Receivable	1,043,497.16
Other Statutory Expenditures		4a Commercial 303 31.14 180,074,800.00		Tax Title Liens	801,640.93
<b>MUNICIPAL FUNCTIONS TOTAL</b>	<b>11,063,450.51</b>	4b Industrial 5 .41 2,366,400.00		Foreclosed Property	1,054,457.05
<b>CAPITAL IMPROVEMENTS *MEMO*</b>	<b>50,000.00</b>	4c Apartments 10 2.89 16,725,600.00		Emergencies & Other Deferred Charges	476,000.00
<b>DEBT SERVICE</b>		Total 10394 578,359,300.00		State and Federal Aid Receivable	
Principal Payments	580,170.00	Land Area 17.58 Sq. Miles		Other Receivables	140,435.01
Interest Payments	123,855.45	Net Valuation Taxable-Municipal	581,035,666	<b>LIABILITIES, RESERVES, AND SURPLUS</b>	
<b>DEFERRED CHARGES</b>	<b>219,000.00</b>	Net Valuation Taxable-County	1,143,182,916	Cash Liabilities	2,308,142.16
<b>SCHOOL, COUNTY, SPECIAL DISTRICT TAXES</b>	<b>22,773,340.74</b>	State Equalized Valuation	1,128,765,346	Reserves for Receivables	3,040,030.15
<b>RESERVE FOR UNCOLLECTED TAXES</b>	<b>1,781,595.69</b>	State Equalization Ratio	51.36	Surplus	1,958,524.40
<b>EXPENDITURES TOTAL</b>	<b>36,541,412.39</b>			<b>Total</b>	<b>7,306,696.71</b>

\*Includes County Health Service Taxes or County Open Specie Tax. See Table 13.

1409

Population 1990 15,115  
 Population 1994 15,274  
 S & P Rating  
 Moody Rating A

General Tax Rate Par \$100. 5.44  
 State Equalized Tax Rate 2.81

**DOVER TOWN - MORRIS COUNTY**  
 Form of Government:  
**Town Council**  
 Number of Members on Governing Body - 9

PER CAPITA:  
 Gross Debt 450.77  
 Net Debt 438.62  
 Debt Service 46.70  
 Total Tax Levy 1,146.39  
 Municipal Expenditures 719.23

PER CENT:  
 Gross Debt 1.08  
 Net Debt 1.05  
 Tax Levy Collected 96.23  
 Tax Levy Cancellad, Abated or Adjustad .89

EXPENDITURES-CURRENT YEAR		REVENUES REALIZED-CURRENT YEAR		PROPERTY TAXES-CURRENT YEAR		
<b>GENERAL GOVERNMENT</b>		<b>REVENUES REALIZED-CURRENT YEAR</b>		<b>STATE EQUALIZED TAX RATE</b>		
Governing Body & Public Boards	74,657.00	Property Taxes Collected	16,854,463.51	Local District School Taxes	1.80	
Municipal Clerk		Payments in Lieu of Taxes	181,232.00	Regional & Consolidated School Tax		
Financial Administration	142,788.00	Delinquent Tax & Lien Collections	372,868.16	School Taxes in Municipal Budget		
Assessment of Taxes	72,296.00	Business Personalty Replacement Taxes	299,009.32	County Taxes	.32 *	
Collection of Taxes	81,389.00	Taxes from Public Utilities	603,971.00	County Library Taxes		
Planning, Housing & Development	417,242.00	Other Miscellaneous Tax Revenues		Local Municipal Purpose Taxes	.89	
Human Resources	221,596.00	State Aid Revenues	1,336,115.96	Veteran & Senior Citizen Taxes		
Elections	5,000.00	Federal Aid Revenues		Total Taxes for Rate Computation	2.81	
Generet Administration (other)	744,228.00			Special District Taxes		
<b>JUDICIARY</b>		Sale of Acquired Property		Bank Corp. Taxes		
Municipal Courts	207,486.00	Other Miscellaneous Revenues	2,222,024.32	Added and Omitted Taxes	31,896.25	
<b>PUBLIC SAFETY</b>		Total	21,869,684.27	Total Taxes Levied - ABSTRACT	17,509,917.70	
Fire Protection	293,177.00	Prior Years Surplus Appropriated	760,000.00	Total Taxes Billed	17,515,384.67	
Police Protection	1,912,752.00	REVENUES	22,629,684.27	TAXES COLLECTED	16,854,463.51	
Civil Defense & Disaster Control	2,583.00	Reserve For Uncollected Taxes	707,254.00	Taxes Cancelled, Abated or Adjusted	156,256.24	
Environmental Inspection & Control	145,550.00	<b>CAPITAL OUTLAY</b>	<b>470,809.16</b>	Transfer to Tax Title Liens or Foreclosed	13,352.50	
Other Public Safety		<b>TOTAL</b>	<b>470,809.16</b>	Ending Balance	491,312.42	
<b>PUBLIC WORKS</b>		<b>CAPITAL DEBT AUTHORIZED, ENDING BALANCE</b>		<b>PRIOR YEARS TAXES OUTSTANDING</b>		
Streets and Drainage	875,359.00	ISSUED AND UNISSUED		Beginning Balance	359,058.72	
Sewers and Sewage Processing	1,619,943.00	School		Collected	340,386.66	
Garbage and Trash Disposal	697,000.00	Self-Liquidating	2,600,700	Cancelled, Abated or Adjusted	346.06	
Public Buildings and Grounds	61,398.00	Other	4,284,400	Transfers to Tax Title Liens or Foreclosed		
Other Public Works	3,150.00	Total	6,885,100	Ending Balance	18,326.00	
<b>HEALTH and WELFARE</b>		<b>NET DEBT</b>		<b>TAX TITLE LIENS OUTSTANDING</b>		
Health Services Except Environmental	193,226.75	School		Beginning Balance	86,141.23	
Welfera-Public Assistance	47,621.00	Self-Liquidating	2,415,167	Transfer From Taxes	13,352.50	
Hospital, Clinics, First Aid	13,006.00	Other	4,284,390	Redeemed	32,481.50	
Animat, Insect, & Rodent Control	15,600.00	Total	6,699,557	Cancelled, Abeted or Adjusted		
Other Welfare Services		<b>ISSUED AND OUTSTANDING</b>		Transfers to Foreclosed Property		
<b>RECREATION end CONSERVATION</b>		School		Ending Balance	67,012.23	
Beeches and Boardwalks		Self-Liquidating	2,069,000.00	<b>PROPERTY ACQUIRED BY DEED OR FORECLOSURE</b>		
Perks, Playgrounds, Shade Trees	134,646.00	Other	3,169,000.00	Beginning Balance	159,000.00	
Land Reclamation & Conservation		Total	5,238,000.00	Transfers From Taxes or Liens	159,000.00	
Other Recreational Services	15,376.00	<b>EQUALIZED VALUATION BASIS FOR NET DEBT COMPUTATION</b>	<b>635,204,646</b>	Sale for Cash		
<b>EDUCATION (excluding schools)</b>		<b>REAL PROPERTY VALUATIONS</b>		Cancelled, Abated or Adjusted		
Libraries	234,606.00	Code	Class	# of Parcels	% VAL'N	ASSESSED VALUATION
Other Educational Services		1	Vacant Land	247	1.20	3,783,750.00
<b>STATUTORY EXPENDITURES</b>		2	Residential	3366	68.73	216,176,854.00
Pensions & F. I. C. A.	369,200.00	3	Farm			
Employee Fringe Benefits	850,000.00	4a	Commercial	344	15.66	49,254,600.00
Other Statutory Expenditures		4b	Industrial	46	10.25	32,251,400.00
<b>MUNICIPAL FUNCTIONS</b>		4c	Apartments	46	4.16	13,073,600.00
CAPITAL IMPROVEMENTS	9,450,875.75	Total		4049		314,540,204.00
*MEMO*	55,000.00	Land Area	2.51	Sq. Miles		
DEBT SERVICE		Net Valuation Taxable-Municipal				320,797,950
Prncipal Payments	550,000.00	Net Valuation Taxable-County				646,186,528
Interest Payments	163,331.50	State Equalized Valuation				614,978,765
<b>DEFERRED CHARGES</b>		State Equalization Ratio				51.68
SCHOOL, COUNTY, SPECIAL DISTRICT TAXES	114,000.00					
RESERVE FOR UNCOLLECTED TAXES	11,931,918.45					
EXPENDITURES	22,917,379.70					
<b>TOTAL</b>						

\*Includes County Health Service Taxes or County Open Space Tax. See Table 13.

1537

Population 1990 76,371  
 Population 1994 80,253  
 S & P Rating A  
 Moody Rating A

General Tax Rate Per \$100 2.24  
 State Equalized Tax Rate 2.14

**DOVER TOWNSHIP - OCEAN COUNTY**  
 Form of Government:  
**Township Committee**  
 Number of Members on Governing Body - 5

PER CAPITA:  
 Gross Debt 679.94  
 Net Debt 571.32  
 Debt Service 74.39  
 Total Tax Levy 1,551.25  
 Municipal Expenditures 652.24

PER CENT:  
 Gross Debt 1.00  
 Net Debt .84  
 Tax Levy Collected 94.95  
 Tax Levy Cancelled, Abated or Adjusted .59

EXPENDITURES-CURRENT YEAR		REVENUES REALIZED-CURRENT YEAR		PROPERTY TAXES-CURRENT YEAR	
<b>GENERAL GOVERNMENT</b>		<b>REVENUES REALIZED-CURRENT YEAR</b>		<b>STATE EQUALIZED TAX RATE</b> →	
Governing Body & Public Boards	47,700.00	Property Taxes Collected	117,112,900.00	Local District School Taxes	
Municipal Clerk		Payments in Lieu of Taxes	83,525.00	Regional & Consolidated School Tax	1.22
Financial Administration	314,275.37	Delinquent Tax & Lien Collections	6,590,018.21	School Taxes in Municipal Budget	
Assessment of Taxes	806,999.25	Business Personality Replacement Taxes	727,649.91	County Taxes	.45 *
Collection of Taxes	414,498.79	Taxes from Public Utilities	6,340,874.00	County Library Taxes	.04
Planning, Housing & Development	2,721,519.78	Other Miscellaneous Tax Revenues		Local Municipal Purpose Taxes	.44
Human Resources	459,095.77	State Aid Revenues	7,903,527.74	Veteran & Senior Citizen Taxes	
Elections	18,105.00	Federal Aid Revenues	7,500.00	Total Taxes for Rate Computation	2.15
General Administration (other)	4,341,031.24			Special District Taxes	
<b>JUDICIARY</b>		Sale of Acquired Property		Bank Corp. Taxes	
Municipal Courts	425,480.38	Other Miscellaneous Revenues	5,557,250.90	Added and Omitted Taxes	1,130,996.54
<b>PUBLIC SAFETY</b>		Total	144,323,245.76	Total Taxes Levied - ABSTRACT	124,492,245.91
Fire Protection		Prior Years Surplus Appropriated	3,523,380.00	Total Taxes Billed	123,339,526.64
Police Protection	9,081,184.42	<b>REVENUES TOTAL</b>	<b>147,846,625.76</b>	<b>TAXES COLLECTED</b>	<b>117,112,900.00</b>
Civil Defense & Disaster Control	74,482.35	Reserve For Uncollected Taxes	9,038,233.75	Taxes Cancelled, Abated or Adjusted	723,093.61
Environmental Inspection & Control	500,120.50	<b>CAPITAL OUTLAY TOTAL</b>	<b>1,799,510.31</b>	Transfer to Tax Title Liens or Foreclosed	341,496.66
Other Public Safety				Ending Balance	5,162,036.37
<b>PUBLIC WORKS</b>		Public Enterprises	11,401.89	<b>PRIOR YEARS TAXES OUTSTANDING</b>	
Streets and Drainage	3,877,727.40	Recreation-Culture		Beginning Balance	6,461,165.26
Sewers and Sewage Processing	1,353,187.02	Public Works	5,464.52	Collected	5,990,018.21
Garbage and Trash Disposal	5,041,219.73	Buildings and Grounds	1,672,204.54	Cancelled, Abated or Adjusted	4,807.09
Public Buildings and Grounds	396,978.84	Library and Education	110,439.36	Transfers to Tax Title Liens or Foreclosed	7,178.31
Other Public Works	223,000.00	Conservation		Ending Balance	459,161.65
<b>HEALTH and WELFARE</b>		All Other		<b>TAX TITLE LIENS OUTSTANDING</b>	
Health Services Except Environmental	165,155.89			Beginning Balance	1,520,976.33
Welfare-Public Assistance	334,085.86	<b>CAPITAL DEBT AUTHORIZED, ENDING BALANCE</b>		Transfer From Taxes	348,674.97
Hospital, Clinics, First Aid		<b>ISSUED AND UNISSUED</b>		Redeemed	600,000.00
Animal, Insect, & Rodent Control		School	6,988,163	Cancelled, Abated or Adjusted	690.94
Other Welfare Services	51,062.00	Self-Liquidating	1,133,000	Transfers to Foreclosed Property	
<b>RECREATION and CONSERVATION</b>		Other	46,446,360	Ending Balance	1,268,960.36
Beaches and Boardwalks	263,830.00	Total	54,567,523	<b>PROPERTY ACQUIRED BY DEED OR FORECLOSURE</b>	
Parks, Playgrounds, Shade Trees	526,619.53	<b>ISSUED AND OUTSTANDING</b>		Beginning Balance	1,500,900.00
Land Reclamation & Conservation	69,691.57	School	6,988,163.54	Transfers From Taxes or Liens	
Other Recreational Services	459,879.98	Self-Liquidating		Sale for Cash	
<b>EDUCATION (excluding schools)</b>		Other	45,460,000.00	Cancelled, Abated or Adjusted	
Libraries		Total	52,448,163.54	Ending Balance	1,500,900.00
Other Educational Services		<b>EQUALIZED VALUATION BASIS FOR NET DEBT COMPUTATION</b>	<b>5,483,494,215</b>	<b>CURRENT FINANCES ENDING BALANCE</b>	
<b>STATUTORY EXPENDITURES</b>		<b>REAL PROPERTY VALUATIONS</b>		<b>ASSETS</b>	
Pensions & F. I. C. A.	2,662,565.07	Code Class # of Parcels % VAL'N	ASSESSED VALUATION	Cash	15,681,356.67
Employee Fringe Benefits	2,650,913.16	1 Vacant Land 4064 4.01	212,282,800.00	Taxes Receivable	5,621,198.02
Other Statutory Expenditures		2 Residential 32922 79.15	4,190,351,200.00	Tax Title Liens	1,268,960.36
<b>MUNICIPAL FUNCTIONS</b>		3 Farm 77 .15	8,162,200.00	Foreclosed Property	1,500,900.00
<b>CAPITAL IMPROVEMENTS</b>	<b>TOTAL</b>	4a Commercial 1217 13.74	727,497,100.00	Emergencies & Other Deferred Charges	13,765.78
<b>DEBT SERVICE</b>	<b>*MEMO*</b>	4b Industrial 140 1.70	89,831,200.00	State and Federal Aid Receivable	371,055.80
Principal Payments	3,285,000.00	4c Apartments 31 1.25	66,119,200.00	Other Receivables	964,058.77
Interest Payments	2,685,058.10	Total	5,294,243,700.00	Total	25,421,295.40
<b>DEFERRED CHARGES</b>		Land Area 41.62 Sq. Miles		<b>LIABILITIES, RESERVES, AND SURPLUS</b>	
SCHOOL, COUNTY, SPECIAL DISTRICT TAXES	55,442.00	Net Valuation Taxable-Municipal	5,335,266,114	Cash Liabilities	8,396,049.50
RESERVE FOR UNCOLLECTED TAXES	98,947,565.44	Net Valuation Taxable-County	5,540,582,945	Reserves for Receivables	9,355,117.15
<b>EXPENDITURES</b>	<b>TOTAL</b>	State Equalized Valuation	5,584,733,095	Surplus	7,670,128.75
	151,291,708.19	State Equalization Ratio	95.50	Total	25,421,295.40

\*Includes County Health Service Taxes or County Open Space Tax. See Table 13.

0634

Population 1990 1,702  
 Population 1994 1,699  
 S & P Rating  
 Moody Rating

General Tax Rate Per \$100. 2.25  
 State Equalized Tax Rate 2.27

**DOWNE TOWNSHIP - CUMBERLAND CO.**  
 Form of Government:  
**Township Committee**  
 Number of Members on Governing Body - 3

PER CAPITA:  
 Gross Debt 35.61  
 Net Debt 35.61  
 Debt Service 10.37  
 Total Tax Levy 1,061.63  
 Municipal Expenditures 522.37

PER CENT:  
 Gross Debt .09  
 Net Debt .09  
 Tax Levy Collected 84.18  
 Tax Levy Cancelled, Abated or Adjusted .18

EXPENDITURES-CURRENT YEAR		REVENUES REALIZED-CURRENT YEAR		PROPERTY TAXES-CURRENT YEAR	
<b>GENERAL GOVERNMENT</b>				<b>STATE EQUALIZED TAX RATE</b>	
Governing Body & Public Boards		Property Taxes Collected	1,525,196.00	Local District School Taxes	1.15
Municipal Clerk		Payments in Lieu of Taxes	6,262.69	Regional & Consolidated School Tax	
Financial Administration	30,500.00	Delinquent Tax & Lien Collections	243,452.24	School Taxes in Municipal Budget	
Assessment of Taxes	16,985.00	Business Personality Replacement Taxes	33,869.96	County Taxes	.96 *
Collection of Taxes	39,800.00	Taxes from Public Utilities	169,665.00	County Library Taxes	
Planning, Housing & Development	6,100.00	Other Miscellaneous Tax Revenues		Local Municipal Purpose Taxes	.15
Human Resources	5,008.19	State Aid Revenues	83,792.10	Veteran & Senior Citizen Taxes	
Elections	2,400.00	Federal Aid Revenues		Total Taxes for Rate Computation	2.26
General Administration (other)	123,260.00			Special District Taxes	
<b>JUDICIARY</b>		Sale of Acquired Property		Bank Corp. Taxes	
Municipal Courts	26,500.00	Other Miscellaneous Revenues	90,895.09	Added and Omitted Taxes	
<b>PUBLIC SAFETY</b>				Total Taxes Levied - ABSTRACT	1,803,715.11
Fire Protection	200.00	Total	2,151,113.08	Total Taxes Billed	1,811,763.87
Police Protection	13,600.00	Prior Years Surplus Appropriated	236,000.00	<b>TAXES COLLECTED</b>	1,525,196.00
Civil Defense & Disaster Control	3,600.00	REVENUES	2,385,113.08	Taxes Cancelled, Abated or Adjusted	3,189.05
Environmental Inspection & Control	7,410.00	Reserve For Uncollected Taxes	284,998.48	Transfer to Tax Title Liens or Foreclosed	32,610.63
Other Public Safety				Ending Balance	250,768.19
<b>PUBLIC WORKS</b>		<b>CAPITAL OUTLAY</b>	<b>TOTAL</b>	<b>PRIOR YEARS TAXES OUTSTANDING</b>	
Streets and Drainage	148,665.10		12,500.00	Beginning Balance	218,954.41
Sewers and Sewage Processing	4,500.00	Public Enterprises		Collected	218,438.95
Garbage and Trash Disposal	76,900.00	Recreation-Culture		Cancelled, Abated or Adjusted	
Public Buildings and Grounds	7,000.00	Public Works		Transfers to Tax Title Liens or Foreclosed	515.46
Other Public Works	17,500.00	Buildings and Grounds	12,500.00	Ending Balance	
<b>HEALTH and WELFARE</b>		Library and Education		<b>TAX TITLE LIENS OUTSTANDING</b>	
Health Services Except Environmental	150.00	Conservation		Beginning Balance	139,792.43
Welfare-Public Assistance	6,100.00	All Other		Transfer From Taxes	33,289.43
Hospital, Clinics, First Aid				Redeemed	25,013.29
Animal, Insect, & Rodent Control	7,000.00	<b>CAPITAL DEBT AUTHORIZED, ENDING BALANCE</b>		Cancelled, Abated or Adjusted	169.00
Other Welfare Services		<b>ISSUED AND UNISSUED</b>	<b>GROSS DEBT</b>	Transfers to Foreclosed Property	
<b>RECREATION and CONSERVATION</b>		School		Ending Balance	147,899.56
Beaches and Boardwalks		Self-Liquidating		<b>PROPERTY ACQUIRED BY DEED OR</b>	
Parks, Playgrounds, Shade Trees		Other	60,500	<b>FORECLOSURE</b>	
Land Reclamation & Conservation	357.81	Total	60,500	Beginning Balance	68,500.00
Other Recreational Services		<b>ISSUED AND OUTSTANDING</b>		Transfers From Taxes or Liens	
<b>EDUCATION (excluding schools)</b>		School		Sale for Cash	
Libraries		Self-Liquidating		Cancelled, Abated or Adjusted	
Other Educational Services		Other	60,500.00	Ending Balance	48,500.00
<b>STATUTORY EXPENDITURES</b>		Total	60,500.00	<b>CURRENT FINANCES ENDING BALANCE</b>	
Pensions & F. I. C. A.	15,400.00	<b>EQUALIZED VALUATION BASIS</b>		<b>ASSETS</b>	
Employee Fringe Benefits	17,500.00	<b>FOR NET DEBT COMPUTATION</b>		Cash	581,623.93
Other Statutory Expenditures			67,540,601	Taxes Receivable	250,768.19
<b>MUNICIPAL FUNCTIONS</b>		<b>REAL PROPERTY VALUATIONS</b>		Tax Title Liens	147,899.54
<b>CAPITAL IMPROVEMENTS</b>	<b>TOTAL</b>	Code Class # of Parcels % VAL'N	<b>ASSESSED VALUATION</b>	Foreclosed Property	48,500.00
<b>DEBT SERVICE</b>	<b>*MEMO*</b>	1 Vacant Land 888 14.17	10,459,300.00	Emergencies & Other Deferred Charges	
Principal Payments	12,500.00	2 Residential 918 71.32	52,656,200.00	State and Federal Aid Receivable	
Interest Payments	5,114.18	3 Farm 121 5.63	6,160,700.00	Other Receivables	102,722.77
<b>DEFERRED CHARGES</b>		4a Commercial 44 8.53	6,300,200.00	Total	1,131,514.43
SCHOOL, COUNTY, SPECIAL DISTRICT TAXES	12,481.06	4b Industrial 4 .18	130,400.00	<b>LIABILITIES, RESERVES, AND SURPLUS</b>	
RESERVE FOR UNCOLLECTED TAXES	1,689,689.84	4c Apartments 2 .17	128,800.00	Cash Liabilities	296,230.63
EXPENDITURES	<b>TOTAL</b>	Total 1977	73,835,600.00	Reserves for Receivables	549,890.50
	2,577,199.66	Land Area 54.35 Sq. Miles		Surplus	285,393.30
		Net Valuation Taxable-Municipal	74,963,127	Total	1,131,514.43
		Net Valuation Taxable-County	69,985,361		
		State Equalized Valuation	74,217,608		
		State Equalization Ratio	101.02		

0210

Population 1990 17,187  
 Population 1994 17,329  
 S & P Rating  
 Moody Rating A

General Tax Rate Per \$100. 2.27  
 State Equalized Tax Rate 2.56

## DUMONT BOROUGH - BERGEN COUNTY

Form of Government:

Borough Council

Number of Members on Governing Body - 6

PER CAPITA:

Gross Debt 257.96  
 Net Debt 248.32  
 Debt Service 61.35  
 Total Tax Levy 1,414.96  
 Municipal Expenditures 609.36

PER CENT:

Gross Debt .45  
 Net Debt .45  
 Tax Levy Collected 97.68  
 Tax Levy Cancelled, Abated or Adjusted .84

EXPENDITURES-CURRENT YEAR		REVENUES REALIZED-CURRENT YEAR		PROPERTY TAXES-CURRENT YEAR	
<b>GENERAL GOVERNMENT</b>				<b>STATE EQUALIZED TAX RATE</b>	
Governing Body & Public Boards		Property Taxes Collected	24,041,616.69	Local District School Taxes	1.88 16,129,847.50
Municipal Clerk		Payments in Lieu of Taxes		Regional & Consolidated School Tax	
Financial Administration	48,300.00	Delinquent Tax & Lien Collections	354,817.73	School Taxes in Municipal Budget	
Assessment of Taxes	60,830.00	Business Personalty Replacement Taxes	68,051.16	County Taxes	.29 * 2,752,095.14
Collection of Taxes	95,125.00	Taxes from Public Utilities	889,855.00	County Library Taxes	
Planning, Housing & Development	20,200.00	Other Miscellaneous Tax Revenues		Local Municipal Purpose Taxes	.58 5,603,431.73
Human Resources	118,909.00	State Aid Revenues	2,271,889.43	Veteran & Senior Citizen Taxes	155,750.00
Elections	6,125.50	Federal Aid Revenues		Total Taxes for Rate Computation	2.55 24,641,124.37
General Administration (other)	1,726,502.21			Special District Taxes	
<b>JUDICIARY</b>		Sale of Acquired Property		Bank Corp. Taxes	
Municipal Courts	90,818.85	Other Miscellaneous Revenues	755,286.25	Added and Omitted Taxes	34,417.75
<b>PUBLIC SAFETY</b>		Total	28,381,516.26	Total Taxes Levied - ABSTRACT	24,519,792.12
Fire Protection	225,634.76	Prior Years Surplus Appropriated	319,000.00	Total Taxes Billed	24,612,798.92
Police Protection	2,175,794.36	<b>REVENUES TOTAL</b>	<b>28,700,516.26</b>	<b>TAXES COLLECTED</b>	<b>24,041,616.69</b>
Civil Defense & Disaster Control		Reserve For Uncollected Taxes	516,000.00	Taxes Cancelled, Abated or Adjusted	206,945.86
Environmental Inspection & Control	113,127.92	<b>CAPITAL OUTLAY TOTAL</b>	<b>731,524.22</b>	Transfer to Tax Title Liens or Foreclosed	
Other Public Safety		Public Enterprises		Ending Balance	364,236.37
<b>PUBLIC WORKS</b>		Recreation-Culture		<b>PRIOR YEARS TAXES OUTSTANDING</b>	
Streets and Drainage	1,097,268.66	Public Works	213,366.34	Beginning Balance	357,913.81
Sewers and Sewage Processing	5,455.00	Buildings and Grounds	519,157.88	Collected	354,727.34
Garbage and Trash Disposal	1,265,000.00	Library and Education		Cancelled, Abated or Adjusted	
Public Buildings and Grounds	73,699.18	Conservation		Transfers to Tax Title Liens or Foreclosed	3,186.47
Other Public Works	47,000.00	All Other		Ending Balance	
<b>HEALTH and WELFARE</b>		<b>CAPITAL DEBT AUTHORIZED, ENDING BALANCE</b>		<b>TAX TITLE LIENS OUTSTANDING</b>	
Health Services Except Environmental	81,575.00	ISSUED AND UNISSUED		Beginning Balance	90.39
Welfare-Public Assistance	10,236.05	School		Transfer From Taxes	
Hospital, Clinics, First Aid	8,000.00	Self-Liquidating		Redeemed	90.39
Animal, Insect, & Rodent Control		Other	4,470,238	Cancelled, Abated or Adjusted	
Other Welfare Services		Total	4,470,238	Transfers to Foreclosed Property	
<b>RECREATION and CONSERVATION</b>		<b>ISSUED AND OUTSTANDING</b>		<b>PROPERTY ACQUIRED BY DEED OR FORECLOSURE</b>	
Beeches and Boardwalks		School		Beginning Balance	79,526.00
Parks, Playgrounds, Shade Trees	54,377.00	Self-Liquidating		Transfers From Taxes or Liens	
Land Reclamation & Conservation	110,177.83	Other	4,012,852.59	Settled for Cash	
Other Recreational Services	27,200.00	Total	4,012,852.59	Cancelled, Abated or Adjusted	
<b>EDUCATION (excluding schools)</b>		<b>EQUALIZED VALUATION BASIS FOR NET DEBT COMPUTATION</b>		<b>CURRENT FINANCES ENDING BALANCE ASSETS</b>	
Libraries	419,825.00	REAL PROPERTY VALUATIONS		Cash	3,029,815.68
Other Educational Services		Code Class # of Parcels % VAL'N	ASSESSED VALUATION	Taxes Receivable	364,236.37
<b>STATUTORY EXPENDITURES</b>		1 Vacent Land 33 .17	1,790,300.00	Tax Title Liens	
Pensions & F. I. C. A.	431,635.01	2 Residential 4927 90.90	976,539,480.00	Foreclosed Property	79,526.00
Employee Fringe Benefits	911,214.39	3 Farm 1	11,700.00	Emergencies & Other Deferred Charges	150,000.00
Other Statutory Expenditures		4e Commercial 137 5.76	61,836,800.00	State and Federal Aid Receivable	14,592.59
<b>MUNICIPAL FUNCTIONS TOTAL</b>		4b Industrial 11 .51	5,429,000.00	Other Receivables	8,393.22
<b>CAPITAL IMPROVEMENTS *MEMO*</b>	<b>40,000.00</b>	4c Apartments 24 2.68	28,749,450.00	Total	3,646,563.86
<b>DEBT SERVICE</b>		Total	1,074,356,730.00	<b>LIABILITIES, RESERVES, AND SURPLUS</b>	
Principal Payments	540,026.71	Land Area 1.80 Sq. Miles		Cash Liabilities	2,891,923.94
Interest Payments	176,608.11	Net Valuation Taxable-Municipal	1,082,748,069	Reserves for Receivables	452,155.69
<b>DEFERRED CHARGES</b>		Net Valuation Taxable-County	958,576,424	Surplus	302,484.33
SCHOOL, COUNTY, SPECIAL DISTRICT TAXES	18,881,942.64	State Equalized Valuation	962,018,829	Total	3,646,563.96
RESERVE FOR UNCOLLECTED TAXES	516,000.00	State Equalization Ratio	112.66		
<b>EXPENDITURES TOTAL</b>	<b>29,441,608.18</b>				

\*Includes County Health Service Taxes or County Open Space Tax. See Table 13.

1203

Population 1990 6,528  
 Population 1994 6,570  
 S & P Rating AAA  
 Moody Rating AAA

General Tax Rate Per \$100 5.55  
 State Equalized Tax Rate 2.59

**DUNELLEN BOROUGH - MIDDLESEX CO.**  
 Form of Government:  
**Borough Council**  
 Number of Members on Governing Body - 6

PER CAPITA: Gross Debt 21.67  
 Net Debt 12.53  
 Debt Service 43.70  
 Total Tax Levy 1,232.37  
 Municipal Expenditures 584.70

PER CENT: Gross Debt .05  
 Net Debt .03  
 Tax Levy Collected 95.95  
 Tax Levy Cancelled, Abated or Adjusted .12

EXPENDITURES-CURRENT YEAR		REVENUES REALIZED-CURRENT YEAR		PROPERTY TAXES-CURRENT YEAR	
<b>GENERAL GOVERNMENT</b>		<b>REVENUES REALIZED-CURRENT YEAR</b>		<b>PROPERTY TAXES-CURRENT YEAR</b>	
Governing Body & Public Boards		Property Taxes Collected	7,566,591.50	STATE EQUALIZED TAX RATE	1.56
Municipal Clerk		Payments in Lieu of Taxes		Local District School Taxes	4,869,925.00
Financial Administration	19,250.00	Delinquent Tax & Lien Collections	242,596.34	Regional & Consolidated School Tax	
Assessment of Taxes	13,817.00	Business Personality Replacement Taxes	213,461.56	School Taxes In Municipal Budget	
Collection of Taxes	63,745.00	Taxes from Public Utilities	353,211.00	County Taxes	-43 *
Planning, Housing & Development	9,000.00	Other Miscellaneous Tax Revenues		County Library Taxes	
Human Resources	72,394.31	State Aid Revenues	594,484.28	Local Municipal Purpose Taxes	-60
Elections	3,137.00	Federal Aid Revenues		Veteran & Senior Citizen Taxes	60,350.00
General Administration (other)	323,299.00			Total Taxes for Rate Computation	2.59
<b>JUDICIARY</b>		Sale of Acquired Property		Special District Taxes	
Municipal Courts	71,070.00	Other Miscellaneous Revenues	428,100.09	Bank Corp. Taxes	
<b>PUBLIC SAFETY</b>		Total	9,398,444.77	Added and Omitted Taxes	2,061.74
Fire Protection	99,026.00	Prior Years Surplus Appropriated		Total Taxes Levied - ABSTRACT	8,096,682.66
Police Protection	1,018,615.82	REVENUES	TOTAL	Total Taxes Billed	7,885,685.58
Civil Defense & Disaster Control	750.00	Reserve For Uncollected Taxes	300,000.00	TAXES COLLECTED	7,566,591.50
Environmental Inspection & Control	21,853.00			Taxes Cancelled, Abated or Adjusted	9,270.95
Other Public Safety		CAPITAL OUTLAY	TOTAL	Transfer to Tax Title Liens or Foreclosed	19,992.50
<b>PUBLIC WORKS</b>			68,576.58	Ending Balance	289,830.63
Streets and Drainage	390,381.00	Public Enterprises		<b>PRIOR YEARS TAXES OUTSTANDING</b>	
Sewers and Sewage Processing	378,686.48	Recreation-Culture		Beginning Balance	241,589.22
Garbage and Trash Disposal	30,000.00	Public Works	47,275.20	Collected	213,468.03
Public Buildings and Grounds	52,500.00	Buildings and Grounds	21,301.38	Cancelled, Abated or Adjusted	16,143.09
Other Public Works	12,000.00	Library and Education		Transfers to Tax Title Liens or Foreclosed	
<b>HEALTH and WELFARE</b>		Conservation		Ending Balance	11,978.10
Health Services Except Environmental	22,816.50	All Other		<b>TAX TITLE LIENS OUTSTANDING</b>	
Welfare-Public Assistance	9,834.00	<b>CAPITAL DEBT AUTHORIZED, ENDING BALANCE</b>		Beginning Balance	82,508.12
Hospital, Clinics, First Aid		ISSUED AND UNISSUED	GROSS DEBT	Transfer From Taxes	19,992.50
Animal, Insect, & Rodent Control		School		Redeemed	29,128.31
Other Welfare Services		Self-Liquidating	60,000	Cancelled, Abated or Adjusted	
<b>RECREATION and CONSERVATION</b>		Other	82,345	Transfers to Foreclosed Property	
Beaches and Boardwalks		Total	142,345	Ending Balance	73,372.31
Parks, Playgrounds, Shade Trees		<b>ISSUED AND OUTSTANDING</b>		<b>PROPERTY ACQUIRED BY DEED OR FORECLOSURE</b>	
Land Reclamation & Conservation		School		Beginning Balance	
Other Recreational Services	50,200.00	Self-Liquidating		Transfers From Taxes or Liens	
<b>EDUCATION (excluding schools)</b>		Other		Sale for Cash	
Libraries	103,400.00	Total	72,315.00	Cancelled, Abated or Adjusted	
Other Educational Services		<b>EQUALIZED VALUATION BASIS FOR NET DEBT COMPUTATION</b>		Ending Balance	
<b>STATUTORY EXPENDITURES</b>			300,645,547	<b>CURRENT FINANCES ENDING BALANCE</b>	
Pensions & F. I. C. A.	171,381.00	<b>REAL PROPERTY VALUATIONS</b>		<b>ASSETS</b>	
Employee Fringe Benefits	235,000.00	Code	Class	# of Parcela	% VAL'N
Other Statutory Expenditures		1	Vacant Land	55	.69
<b>MUNICIPAL FUNCTIONS</b>		2	Residential	1856	83.57
TOTAL	3,172,156.11	3	Farm		
<b>CAPITAL IMPROVEMENTS</b>		4a	Commercial	104	10.96
*MEMO*	10,000.00	4b	Industrial	5	3.66
<b>DEBT SERVICE</b>		4c	Apartments	7	1.11
Principal Payments	175,000.00	Total	2027		
Interest Payments	112,125.06	Land Area	1.04	Sq. Miles	
<b>DEFERRED CHARGES</b>		Net Valuation Taxable-Municipal	145,919,479		
82,165.24		Net Valuation Taxable-County	311,736,129		
<b>SCHOOL, COUNTY, SPECIAL DISTRICT TAXES</b>		State Equalized Valuation	308,901,379		
6,221,110.68		State Equalization Ratio	46.65		
<b>RESERVE FOR UNCOLLECTED TAXES</b>					
300,000.00					
<b>EXPENDITURES</b>					
TOTAL	10,062,557.09				

\*Includes County Health Service Taxes or County Open Space Tax. See Table 13.

Population 1990 1,476  
 Population 1994 1,501  
 S & P Rating  
 Moody Rating

General Tax Rate Per \$100. 2.22  
 State Equalized Tax Rate 2.26

**EAGLESWOOD TOWNSHIP - OCEAN CO.**  
 Form of Government:  
**Township Committee**  
 Number of Members on Governing Body - 3

PER CAPITA:  
 Gross Debt 1,485.24  
 Net Debt 838.54  
 Debt Service 15.71  
 Total Tax Levy 1,303.90  
 Municipal Expenditures 741.29

PER CENT:  
 Gross Debt 2.53  
 Net Debt 1.43  
 Tax Levy Collected 85.92  
 Tax Levy Cancelled, Abated or Adjusted .43

EXPENDITURES-CURRENT YEAR		REVENUES REALIZED-CURRENT YEAR		PROPERTY TAXES-CURRENT YEAR	
<b>GENERAL GOVERNMENT</b>		<b>REVENUES REALIZED-CURRENT YEAR</b>		<b>PROPERTY TAXES-CURRENT YEAR</b>	
Governing Body & Public Boards		Property Taxes Collected	1,682,211.91	STATE EQUALIZED TAX RATE	
Municipal Clerk		Payments in Lieu of Taxes		Local District School Taxes	.65 556,352.00
Financial Administration	46,175.00	Delinquent Tax & Lien Collections	290,032.07	Regional & Consolidated School Tax	.76 651,008.92
Assessment of Taxes	14,325.00	Business Personalty Replacement Taxes	4,648.76	School Taxes in Municipal Budget	
Collection of Taxes	40,800.00	Taxes from Public Utilities	156,450.00	County Taxes	.46 * 394,277.34
Planning, Housing & Development	5,550.00	Other Miscellaneous Tax Revenues		County Library Taxes	.04 33,948.70
Human Resources		State Aid Revenues	78,173.34	Local Municipal Purpose Taxes	.36 305,986.21
Elections		Federal Aid Revenues		Veteran & Senior Citizen Taxes	18,950.00
General Administration (other)	176,000.00			Total Taxes for Rate Computation	2.27 1,960,523.17
<b>JUDICIARY</b>		Sale of Acquired Property		Special District Taxes	
Municipal Courts	45,845.20	Other Miscellaneous Revenues	165,571.19	Bank Corp. Taxes	
<b>PUBLIC SAFETY</b>				Added and Omitted Taxes	15,579.32
Fire Protection	26,826.10	Total	2,377,087.27	Total Taxes Levied - ABSTRACT	1,957,152.49
Police Protection	300.00	Prior Years Surplus Appropriated	107,500.00	Total Taxes Billed	1,957,843.27
Civil Defense & Disaster Control	1,550.00	<b>REVENUES TOTAL</b>	<b>2,484,587.27</b>	<b>TAXES COLLECTED</b>	<b>1,682,211.91</b>
Environmental Inspection & Control	5,050.00	Reserve For Uncollected Taxes	353,295.84	Taxes Cancelled, Abated or Adjusted	8,382.85
Other Public Safety		<b>CAPITAL OUTLAY TOTAL</b>	<b>232,711.74</b>	Transfer to Tax Title Liens or Foreclosed	51,482.50
<b>PUBLIC WORKS</b>				Ending Balance	215,766.01
Streets and Drnege	68,699.29	Public Enterprises	17,488.88	<b>PRIOR YEARS TAXES OUTSTANDING</b>	
Sewers and Sewege Processing	26,910.00	Recreation-Culture		Beginning Balance	243,118.25
Gerbage and Tresh Disposal	130,300.00	Public Works		Collected	224,268.23
Public Buildings end Grounds	23,700.00	Buildings end Grounds	215,222.86	Cancelled, Abated or Adjusted	
Other Public Works	5,000.00	Library end Education		Transfers to Tax Title Liens or Foreclosed	9,052.76
<b>HEALTH and WELFARE</b>		Conservation		Ending Balance	9,797.26
Health Services Except Environmental		All Other		<b>TAX TITLE LIENS OUTSTANDING</b>	
Welfare-Public Assistance	2,900.00			Beginning Balance	220,620.44
Hospital, Clinics, First Aid	7,000.00	<b>CAPITAL DEBT AUTHORIZED, ENDING BALANCE</b>		Transfer From Taxes	61,397.38
Animal, Insect, & Rodent Control	8,400.00	<b>ISSUED AND UNISSUED</b>		Redeemed	65,763.84
Other Welfare Services		School	970,701	Cancelled, Abated or Adjusted	11,819.46
<b>RECREATION and CONSERVATION</b>		Self-Liquidating	436,601	Transfers to Foreclosed Property	
Beeches end Boardwalks		Other	822,044	Ending Balance	204,434.52
Perks, Playgrounds, Shede Trees		Total	2,229,347	<b>PROPERTY ACQUIRED BY DEED OR FORECLOSURE</b>	
Land Reclamation & Conservation	1,750.00	<b>ISSUED AND OUTSTANDING</b>		Beginning Balance	2,876,550.00
Other Recreational Services	4,725.00	School	970,701.56	Transfers From Taxes or Liens	
<b>EDUCATION (excluding schools)</b>		Self-Liquidating	417,601.76	Sale for Cash	
Libraries		Other	447,873.00	Cancelled, Abated or Adjusted	
Other Educational Services		Total	1,836,176.32	Ending Balance	2,876,550.00
<b>STATUTORY EXPENDITURES</b>		<b>EQUALIZED VALUATION BASIS FOR NET DEBT COMPUTATION</b>		<b>CURRENT FINANCES ENDING BALANCE</b>	
Panslons & F. I. C. A.	34,000.00		88,049,941	<b>ASSETS</b>	
Employee Fringe Benefits	59,000.00	<b>REAL PROPERTY VALUATIONS</b>		Cash	371,707.30
Other Statutory Expenditures	1,000.00	<b>Code Class # of Parcels % VAL'N ASSESSED VALUATION</b>		Taxes Receivable	225,563.27
<b>MUNICIPAL FUNCTIONS</b>		1 Vacant Land 506 19.81 17,140,700.00		Tax Title Liens	204,434.52
<b>CAPITAL IMPROVEMENTS</b>		2 Residential 581 63.52 54,968,900.00		Foreclosed Property	2,876,550.00
<b>DEBT SERVICE</b>		3 Farm 7 .23 191,200.00		Emergencies & Other Deferred Charges	4,219.74
Principl Payments	15,877.00	4a Commerciel 58 12.75 11,031,900.00		State end Federal Aid Receivable	18,435.13
Interest Payments	7,700.00	4b Industrial 8 3.47 3,005,400.00		Other Receivables	117,352.54
<b>DEFERRED CHARGES</b>		4c Apartments 1 .24 205,000.00		Total	3,818,262.50
SCHOOL, COUNTY, SPECIAL DISTRICT TAXES	1,635,586.96	Total 1161	86,543,100.00	<b>LIABILITIES, RESERVES, AND SURPLUS</b>	
RESERVE FOR UNCOLLECTED TAXES	353,295.84	Land Area 16.50 Sq. Miles		Cash Liabilities	208,009.92
<b>EXPENDITURES TOTAL</b>	<b>2,748,265.39</b>	Net Valuation Taxable-Municipal	87,292,647	Reserves for Receivables	3,423,900.33
		Net Valuation Taxable-County	86,416,950	Surplus	186,352.25
		State Equalized Valuation	85,737,370	Total	3,818,262.50
		State Equalization Ratio	101.83		

1008

Population 1990 4,332  
 Population 1994 4,542  
 S & P Rating  
 Moody Rating A1

General Tax Rate Per \$100. 1.89  
 State Equalized Tax Rate 1.91

EAST AMWELL TWP. - HUNTERDON CO.

Form of Government:  
 Township Committee

Number of Members on Governing Body - 3

PER CAPITA:

Gross Debt 401.26  
 Net Debt 401.26  
 Debt Service 30.58  
 Total Tax Levy 1,453.93  
 Municipal Expenditures 363.14

PER CENT:

Gross Debt .54  
 Net Debt .54  
 Tax Levy Collected 95.24  
 Tax Levy Cancelled, Abated or Adjusted .21

EXPENDITURES-CURRENT YEAR		REVENUES REALIZED-CURRENT YEAR		PROPERTY TAXES-CURRENT YEAR		
<b>GENERAL GOVERNMENT</b>		<b>REVENUES REALIZED-CURRENT YEAR</b>		<b>STATE EQUALIZED TAX RATE</b>		
Governing Body & Public Boards		Property Taxes Collected	6,289,877.41	Local District School Taxes .95	3,255,615.00	
Municipal Clerk		Payments in Lieu of Taxes		Regional & Consolidated School Tax .45	1,542,617.93	
Financial Administration	44,575.00	Delinquent Tax & Lien Collections	274,762.66	School Taxes In Municipal Budget		
Assessment of Taxes	26,200.00	Business Personalty Replacement Taxes	59,095.00	County Taxes .32 *	1,107,443.45	
Collection of Taxes	25,955.00	Taxes from Public Utilities	175,033.00	County Library Taxes .03	102,353.79	
Planning, Housing & Development	59,440.00	Other Miscellaneous Tax Revenue		Local Municipal Purpose Taxes .15	520,803.22	
Human Resources	8,448.00	State Aid Revenues	167,965.28	Veteran & Senior Citizen Taxes	25,350.00	
Elections		Federal Aid Revenues		Total Taxes for Rate Computation 1.90	6,554,183.39	
General Administration (other)	214,490.00			Special District Taxes		
<b>JUDICIARY</b>				Bank Corp. Taxes		
Municipal Courts	21,160.00	Sale of Acquired Property		Added and Omitted Taxes	74,910.60	
<b>PUBLIC SAFETY</b>		Other Miscellaneous Revenues	194,322.66	Total Taxes Levied - ABSTRACT	6,603,743.99	
Fire Protection	62,835.00	Total	7,161,056.01	Total Taxes Billed	6,604,370.13	
Police Protection	41,000.00	Prior Years Surplus Appropriated	325,000.00	TAXES COLLECTED	6,289,877.41	
Civil Defense & Disaster Control	750.00	REVENUES TOTAL	7,486,056.01	Taxes Cancelled, Abated or Adjusted	13,577.15	
Environmental Inspection & Control	39,400.00	Reserve For Uncollected Taxes	309,537.00	Transfer to Tax Title Liens or Foreclosed	2,243.43	
Other Public Safety		<b>CAPITAL OUTLAY TOTAL</b>		Ending Balance	298,672.14	
<b>PUBLIC WORKS</b>				<b>PRIOR YEARS TAXES OUTSTANDING</b>		
Streets and Drainage	379,611.00	Public Enterprises		Beginning Balance	279,070.01	
Sewers and Sewage Processing	4,000.00	Recreation-Culture		Collected	274,161.22	
Garbage and Trash Disposal	3,870.00	Public Works	62,616.75	Cancelled, Abated or Adjusted		
Public Buildings and Grounds	43,645.00	Buildings and Grounds	655,643.17	Transfers to Tax Title Liens or Foreclosed	601.44	
Other Public Works		Library and Education		Ending Balance	4,307.35	
<b>HEALTH and WELFARE</b>		Conservation		TAX TITLE LIENS OUTSTANDING		
Health Services Except Environmental	20,050.00	All Other		Beginning Balance	13,315.08	
Welfare: Public Assistance	4,350.00	<b>CAPITAL DEBT AUTHORIZED, ENDING BALANCE</b>		Transfer From Taxes	2,844.87	
Hospital, Clinics, First Aid		ISSUED AND UNISSUED	GROSS DEBT	Redeemed	601.44	
Animal, Insect, & Rodent Control		School		Cancelled, Abated or Adjusted		
Other Welfare Services		Self-Liquidating		Transfers to Foreclosed Property		
<b>RECREATION and CONSERVATION</b>		Other	1,822,533	Ending Balance	15,558.51	
Beaches and Boardwalks		Total	1,822,533	PROPERTY ACQUIRED BY DEED OR		
Parks, Playgrounds, Shade Trees	370.00	<b>ISSUED AND OUTSTANDING</b>		FORECLOSURE		
Land Reclamation & Conservation	26,649.00	School		Beginning Balance	49,100.00	
Other Recreational Services	8,350.00	Self-Liquidating		Transfers From Taxes or Liens		
<b>EDUCATION (excluding schools)</b>		Other	1,551,533.33	Sale for Cash		
Libraries		Total	1,551,533.33	Cancelled, Abated or Adjusted		
Other Educational Services	2,900.00	<b>EQUALIZED VALUATION BASIS FOR NET DEBT COMPUTATION</b>		Ending Balance	49,100.00	
<b>STATUTORY EXPENDITURES</b>				<b>CURRENT FINANCES ENDING BALANCE ASSETS</b>		
Pensions & F. I. C. A.	31,031.00	<b>REAL PROPERTY VALUATIONS</b>		Cash	1,347,438.38	
Employee Fringe Benefits	41,030.00	Code	Class	# of Parcels	% VAL'N	ASSESSED VALUATION
Other Statutory Expenditures		1	Vacant Land	216	3.46	11,888,595.00
<b>MUNICIPAL FUNCTIONS TOTAL</b>		2	Residential	1115	67.47	232,040,600.00
<b>CAPITAL IMPROVEMENTS *MEMO*</b>	<b>100,000.00</b>	3	Farm	745	19.12	65,744,034.00
<b>DEBT SERVICE</b>		4e	Commercial	48	9.48	32,589,917.00
Principal Payments	73,058.63	4b	Industrial			
Interest Payments	65,840.38	4c	Apartments	6	.48	1,638,100.00
<b>DEFERRED CHARGES</b>		Total		2130		343,901,246.00
SCHOOL, COUNTY, SPECIAL DISTRICT TAXES	6,008,030.17	Land Area	28.10	Sq. Miles		
RESERVE FOR UNCOLLECTED TAXES	309,537.00	Net Valuation Taxable-Municipal				345,474,038
EXPENDITURES TOTAL	7,566,575.18	Net Valuation Taxable-County				345,013,935
		State Equalized Valuation				341,597,753
		State Equalization Ratio				101.14
						LIABILITIES, RESERVES, AND SURPLUS
						Cash Liabilities
						Reserves for Receivables
						Surplus
						Total

1204

Population 1990 43,548  
 Population 1994 44,393  
 S & P Rating  
 Moody Rating AA

General Tax Rate Per \$100. 6.19  
 State Equalized Tax Rate 2.27

**EAST BRUNSWICK TWP. - MIDDLESEX CO.**

Form of Government:

**Mayor-Council Plan E (OMCL 50)**

Number of Members on Governing Body - 5

PER CAPITA:  
 Gross Debt 1,543.93 PER CENT:  
 Net Debt 777.99 Gross Debt 2.12  
 Debt Service 172.28 Net Debt 1.07  
 Total Tax Levy 1,755.07 Tax Levy Collected 98.38  
 Municipal Expenditures 854.84 Tax Levy Cancelled, Abated or Adjusted 1.15

EXPENDITURES-CURRENT YEAR		REVENUES REALIZED-CURRENT YEAR		PROPERTY TAXES-CURRENT YEAR		
<b>GENERAL GOVERNMENT</b>		<b>REVENUES REALIZED-CURRENT YEAR</b>		<b>STATE EQUALIZED TAX RATE</b>		
Governing Body & Public Boards	116,527.00	Property Taxes Collected	76,796,244.89	Local District School Taxes	1.39	
Municipal Clerk	234,212.00	Payments in Lieu of Taxes		Regional & Consolidated School Tax		
Financial Administration	4,197,600.00	Delinquent Tax & Lien Collections	1,074,889.99	School Taxes in Municipal Budget		
Assessment of Taxes	204,010.00	Business Personally Replecement Taxes	587,008.88	County Taxes	.41 *	
Collection of Taxes	200,866.00	Taxes from Public Utilities	3,216,025.00	County Library Taxes		
Planning, Housing & Development	360,837.00	Other Miscellaneous Tax Revenues		Local Municipal Purpose Taxes	.46	
Human Resources	627,633.00	State Aid Revenues	3,248,837.57	Veteran & Senior Citizen Taxes		
Elections		Federal Aid Revenues		Total Taxes for Rate Computation	2.26	
General Administration (other)	3,003,663.00			Special District Taxes	1,544,259.00	
<b>JUDICIARY</b>		Sale of Acquired Property		Bank Corp. Taxes		
Municipal Courts	378,960.00	Other Miscellaneous Revenues	12,837,483.21	Added and Omitted Taxes	333,455.68	
<b>PUBLIC SAFETY</b>		Prior Years Surplus Appropriated		Total Taxes Levied - ABSTRACT	77,912,924.82	
Fire Protection	181,571.00	REVENUES	97,760,489.54	Total Taxes Collected	78,064,562.53	
Police Protection	5,210,797.00	Reserve For Uncollected Taxes	2,638,632.00	TAXES COLLECTED	76,796,244.89	
Civil Defense & Disaster Control		<b>CAPITAL OUTLAY</b>		Taxes Cancelled, Abated or Adjusted	118,310.45	
Environmental Inspection & Control	200,000.00	TOTAL	8,133,495.31	Transfer to Tax Title Liens or Foreclosed		
Other Public Safety		<b>Public Enterprises</b>		Ending Balance	1,150,007.19	
<b>PUBLIC WORKS</b>		Recreation-Culture		<b>PRIOR YEARS TAXES OUTSTANDING</b>		
Streets and Drainage	2,290,825.00	Public Works		Beginning Balance	1,454,158.30	
Sewers and Sewage Processing	1,874,285.00	Buildings and Grounds		Collected	914,233.94	
Garbage and Trash Disposal		Library and Education		Cancelled, Abated or Adjusted	298,027.34	
Public Buildings and Grounds	417,992.00	Conservation		Transfers to Tax Title Liens or Foreclosed		
Other Public Works	1,710,702.00	All Other		Ending Balance	241,897.02	
<b>HEALTH and WELFARE</b>		<b>CAPITAL DEBT AUTHORIZED, ENDING BALANCE</b>		<b>TAX TITLE LIENS OUTSTANDING</b>		
Health Services Except Environmental	103,156.00	ISSUED AND UNISSUED	GROSS DEBT	NET DEBT		
Welfare-Public Assistance	5,000.00	School	402,000			
Hospital, Clinics, First Aid		Self-Liquidating	30,110,000			
Animal, Insect, & Rodent Control		Other	38,027,771	34,537,497		
Other Welfare Services		Total	68,539,771	34,537,497		
<b>RECREATION and CONSERVATION</b>		ISSUED AND OUTSTANDING		PROPERTY ACQUIRED BY DEED OR FORECLOSURE		
Beaches and Boardwalks		School	402,000.00	Beginning Balance	1,564,900.00	
Perks, Playgrounds, Shade Trees	893,431.00	Self-Liquidating	30,110,000.00	Transfers From Taxes or Liens		
Land Reclamation & Conservation	852,834.00	Other	33,103,300.00	Sale for Cash		
Other Recreational Services	1,252,754.00	Total	63,615,300.00	Cancelled, Abated or Adjusted		
<b>EDUCATION (excluding schools)</b>		EQUALIZED VALUATION BASIS		Ending Balance	151,812.84	
Libraries	1,484,040.00	FOR NET DEBT COMPUTATION		<b>PROPERTY ACQUIRED BY DEED OR FORECLOSURE</b>		
Other Educational Services	17,345.00	REAL PROPERTY VALUATIONS		ASSETS		
<b>STATUTORY EXPENDITURES</b>		Code	Class	# of Parcels	% VAL'N	ASSESSED VALUATION
Pensions & F. I. C. A.	1,832,205.00	1	Vacant Land	659	1.88	34,020,700.00
Employee Fringe Benefits		2	Residential	13875	70.80	1,278,367,500.00
Other Statutory Expenditures	1,000.00	3	Farm	149	.17	3,183,600.00
<b>MUNICIPAL FUNCTIONS</b>		4a	Commercial	624	17.93	323,680,900.00
CAPITAL IMPROVEMENTS	150,000.00	4b	Industrial	111	7.33	132,421,800.00
DEBT SERVICE		4c	Apartments	13	1.87	33,811,800.00
Principal Payments	6,192,934.00	Total	15431			1,805,491,300.00
Interest Payments	1,455,073.67	Land Area		22.20	Sq. Miles	
<b>DEFERRED CHARGES</b>		Net Valuation Taxable-Municipal		1,818,301,858		
SCHOOL, COUNTY, SPECIAL DISTRICT TAXES	62,125,393.14	Net Valuation Taxable-County		3,206,574,495		
RESERVE FOR UNCOLLECTED TAXES	2,638,632.00	State Equalized Valuation		3,348,899,435		
EXPENDITURES	27,652,245.00	State Equalization Ratio		54.12		
TOTAL	100,074,277.81					
				<b>CURRENT FINANCES ENDING BALANCE</b>		
				CASH		6,835,432.60
				Taxes Receivable		1,391,904.21
				Tax Title Liens		151,812.84
				Foreclosed Property		1,564,900.00
				Emergencies & Other Deferred Charges		
				State and Federal Aid Receivable		178,297.75
				Other Receivables		116,341.13
				Total		10,238,688.53
				<b>LIABILITIES, RESERVES, AND SURPLUS</b>		
				Cash Liabilities		4,853,805.91
				Reserves for Receivables		3,186,678.18
				Surplus		2,198,204.44
				Total		10,238,688.53

\*Includes County Health Service Taxes or County Open Space Tax. See Table 13.

0803

Population 1990 **5,258**  
 Population 1994 **5,340**  
 S & P Rating  
 Moody Rating

General Tax Rate Per \$100 **2.06**  
 State Equalized Tax Rate **2.03**

**EAST GREENWICH TWP. - GLOUCESTER CO.**  
 Form of Government:  
**Township Committee**  
 Number of Members on Governing Body - 3

PER CAPITA:  
 Gross Debt **2,631.85**  
 Net Debt **713.01**  
 Debt Service **35.89**  
 Total Tax Levy **1,006.05**  
 Municipal Expenditures **544.09**

PER CENT:  
 Gross Debt **5.39**  
 Net Debt **1.46**  
 Tax Levy Collected **94.85**  
 Tax Levy Cancelled, Abated or Adjusted **.47**

EXPENDITURES-CURRENT YEAR		REVENUES REALIZED-CURRENT YEAR		PROPERTY TAXES-CURRENT YEAR	
<b>GENERAL GOVERNMENT</b>		<b>REVENUES REALIZED-CURRENT YEAR</b>		<b>PROPERTY TAXES-CURRENT YEAR</b>	
Governing Body & Public Boards		Property Taxes Collected	<b>5,112,881.73</b>	STATE EQUALIZED TAX RATE	
Municipal Clerk		Payments in Lieu of Taxes		Local District School Taxes	<b>.34</b>
Financial Administration	<b>39,150.00</b>	Delinquent Tax & Lien Collections	<b>229,308.75</b>	Regional & Consolidated School Tax	<b>.47</b>
Assessment of Taxes	<b>17,955.00</b>	Business Personality Replacement Taxes	<b>33,032.36</b>	School Taxes in Municipal Budget	
Collection of Taxes	<b>27,250.00</b>	Taxes from Public Utilities	<b>1,735,847.00</b>	County Taxes	<b>.62</b> *
Planning, Housing & Development	<b>28,950.00</b>	Other Miscellaneous Tax Revenues		County Library Taxes	<b>.04</b>
Human Resources	<b>109,458.75</b>	State Aid Revenues	<b>289,346.19</b>	Local Municipal Purpose Taxes	<b>.05</b>
Elections		Federal Aid Revenues		Veteran & Senior Citizen Taxes	
General Administration (other)	<b>279,209.91</b>			Total Taxes for Rate Computation	<b>2.02</b>
<b>JUDICIARY</b>				Special District Taxes	
Municipal Courts	<b>91,234.27</b>	Sale of Acquired Property		Bank Corp. Taxes	
<b>PUBLIC SAFETY</b>		Other Miscellaneous Revenues	<b>352,217.39</b>	Added and Omitted Taxes	
Fire Protection	<b>93,497.60</b>			Total Taxes Levied - ABSTRACT	<b>5,372,315.96</b>
Police Protection	<b>680,761.91</b>	Total	<b>7,752,633.42</b>	Total Taxes Billed	<b>5,390,261.02</b>
Civil Defense & Disaster Control	<b>3,500.00</b>	Prior Years Surplus Appropriated	<b>344,500.00</b>	<b>TAXES COLLECTED</b>	<b>5,112,881.73</b>
Environmental Inspection & Control	<b>47,000.00</b>	REVENUES	<b>8,097,133.42</b>	Taxes Cancelled, Abated or Adjusted	<b>25,472.56</b>
Other Public Safety		Reserve For Uncollected Taxes	<b>274,108.09</b>	Transfer to Tax Title Liens or Foreclosed	<b>3,806.88</b>
<b>PUBLIC WORKS</b>				Ending Balance	<b>248,099.85</b>
Streets and Drainage	<b>248,112.40</b>	CAPITAL OUTLAY	<b>826,980.14</b>	<b>PRIOR YEARS TAXES OUTSTANDING</b>	
Sewers and Sewage Processing		Public Enterprises	<b>516,024.15</b>	Beginning Balance	<b>256,293.52</b>
Garbage and Trash Disposal	<b>311,375.00</b>	Recreation-Culture		Collected	<b>229,308.75</b>
Public Buildings and Grounds	<b>39,850.00</b>	Public Works	<b>178,151.99</b>	Cancelled, Abated or Adjusted	<b>70.40</b>
Other Public Works		Buildings and Grounds	<b>132,804.00</b>	Transfers to Tax Title Liens or Foreclosed	
<b>HEALTH and WELFARE</b>		Library and Education		Ending Balance	<b>26,914.37</b>
Health Services Except Environmental	<b>4,460.00</b>	Conservation		<b>TAX TITLE LIENS OUTSTANDING</b>	
Welfare-Public Assistance	<b>7,900.00</b>	All Other		Beginning Balance	<b>12,112.05</b>
Hospital, Clinics, First Aid				Transfer From Taxes	<b>3,806.88</b>
Animal, Insect, & Rodent Control		CAPITAL DEBT AUTHORIZED, ENDING BALANCE		Redeemed	
Other Welfare Services		ISSUED AND UNISSUED		Cancelled, Abated or Adjusted	
<b>RECREATION and CONSERVATION</b>		School	<b>8,967,637</b>	Transfers to Foreclosed Property	
Beeches and Boardwalks		Self-Liquidating	<b>3,166,300</b>	Ending Balance	<b>15,918.93</b>
Parks, Playgrounds, Shade Trees	<b>32,200.00</b>	Other	<b>1,920,124</b>	<b>PROPERTY ACQUIRED BY DEED OR FORECLOSURE</b>	
Land Reclamation & Conservation	<b>2,473.61</b>	Total	<b>14,054,061</b>	Beginning Balance	
Other Recreational Services	<b>2,000.00</b>			Transfers From Taxes or Liens	
<b>EDUCATION (excluding schools)</b>		ISSUED AND OUTSTANDING		Sale for Cash	
Libraries	<b>14,250.00</b>	School	<b>8,829,809.97</b>	Cancelled, Abated or Adjusted	
Other Educational Services		Self-Liquidating	<b>2,966,300.00</b>	Ending Balance	
<b>STATUTORY EXPENDITURES</b>		Other	<b>1,355,700.00</b>	<b>CURRENT FINANCES ENDING BALANCE</b>	
Pensions & F. I. C. A.	<b>146,711.00</b>	Total	<b>13,151,809.97</b>	ASSETS	
Employee Fringe Benefits	<b>137,000.00</b>	EQUALIZED VALUATION BASIS		Cash	<b>1,223,304.94</b>
Other Statutory Expenditures		FOR NET DEBT COMPUTATION	<b>260,505,851</b>	Taxes Receivable	<b>275,014.22</b>
<b>MUNICIPAL FUNCTIONS</b>		REAL PROPERTY VALUATIONS		Tax Title Liens	<b>15,918.93</b>
CAPITAL IMPROVEMENTS	<b>10,000.00</b>	Code Class # of Parcels % VAL'N	ASSESSED VALUATION	Foreclosed Property	
DEBT SERVICE		1 Vacant Land 153 2.45	6,361,100.00	Emergencies & Other Deferred Charges	<b>125.47</b>
Principal Payments	<b>96,100.00</b>	2 Residential 1488 75.62	196,233,600.00	State and Federal Aid Receivable	
Interest Payments	<b>95,548.20</b>	3 Farm 368 7.59	19,690,600.00	Other Receivables	<b>24,482.01</b>
<b>DEFERRED CHARGES</b>	<b>75,395.90</b>	4e Commercial 61 9.40	24,403,000.00	Total	<b>1,538,845.57</b>
SCHOOL, COUNTY, SPECIAL DISTRICT TAXES	<b>5,223,956.95</b>	4b Industrial 19 4.24	11,013,700.00	<b>LIABILITIES, RESERVES, AND SURPLUS</b>	
RESERVE FOR UNCOLLECTED TAXES	<b>274,108.09</b>	4c Apartments 7 .69	1,801,900.00	Cash Liabilities	<b>464,921.58</b>
EXPENDITURES	<b>8,129,408.59</b>	Total 2096	259,503,900.00	Reserves for Receivables	<b>315,415.16</b>
		Land Area 14.89 Sq. Miles		Surplus	<b>758,508.83</b>
		Net Valuation Taxable-Municipal	<b>260,781,964</b>	Total	<b>1,538,845.57</b>
		Net Valuation Taxable-County	<b>265,301,133</b>		
		State Equalized Valuation	<b>264,626,856</b>		
		State Equalization Ratio	<b>98.54</b>		

\*Includes County Health Service Taxes or County Open Space Tax. See Table 13.

1410

Population 1990 9,926  
 Population 1994 10,690  
 S & P Rating  
 Moody Rating AA

General Tax Rate Per \$100. 2.00  
 State Equalized Tax Rate 1.57

**EAST HANOVER TOWNSHIP - MORRIS CO.**  
 Form of Government:  
**Township Committee**  
 Number of Members on Governing Body - 5

PER CAPITA:  
 Gross Debt 1,961.48  
 Net Debt 1,782.12  
 Debt Service 224.98  
 Total Tax Levy 2,296.49  
 Municipal Expenditures 1,107.78

PER CENT:  
 Gross Debt 1.46  
 Net Debt 1.33  
 Tax Levy Collected 97.69  
 Tax Levy Cancelled, Abated or Adjusted .82

EXPENDITURES-CURRENT YEAR		REVENUES REALIZED-CURRENT YEAR			PROPERTY TAXES-CURRENT YEAR	
<b>GENERAL GOVERNMENT</b>		<b>REVENUES REALIZED-CURRENT YEAR</b>			<b>STATE EQUALIZED TAX RATE</b>	
Governing Body & Public Boards		Property Taxes Collected	24,015,173.84		Local District School Taxes .58	8,766,997.00
Municipal Clerk		Payments in Lieu of Taxes			Regional & Consolidated School Tax .34	5,082,238.02
Financial Administration	185,159.10	Delinquent Tax & Lien Collections	446,073.04		School Taxes in Municipal Budget	
Assessment of Taxes	54,180.35	Business Personalty Replacement Taxes	279,511.80		County Taxes	.31 * 4,640,655.48
Collection of Taxes	45,977.17	Taxes from Public Utilities	2,736,924.00		County Library Taxes	
Planning, Housing & Development	58,309.10	Other Miscellaneous Tax Revenues			Local Municipal Purpose Taxes .35	5,319,639.82
Human Resources	130,184.00	State Aid Revenues	468,648.89		Veteran & Senior Citizen Taxes	67,750.00
Elections	3,500.00	Federal Aid Revenues			Total Taxes for Rate Computation 1.58	23,877,280.32
General Administration (other)	1,250,704.99				Special District Taxes	
<b>JUDICIARY</b>		Sale of Acquired Property			Bank Corp. Taxes	
Municipal Courts	168,709.94	Other Miscellaneous Revenues	2,515,888.22		Added and Omitted Taxes	739,973.03
<b>PUBLIC SAFETY</b>					Total Taxes Levied - ABSTRACT	24,549,503.35
Fire Protection	192,470.37	Prior Years Surplus Appropriated	494,000.00		Total Taxes Billed	24,582,462.76
Police Protection	2,036,853.19	<b>REVENUES TOTAL</b>	<b>30,956,219.79</b>		<b>TAXES COLLECTED</b>	<b>24,015,173.84</b>
Civil Defense & Disaster Control	16,240.68	Reserve For Uncollected Taxes	529,500.00		Taxes Cancelled, Abated or Adjusted	202,595.34
Environmental Inspection & Control	135,000.00				Transfer to Tax Title Liens or Foreclosed	23,366.25
Other Public Safety		<b>CAPITAL OUTLAY TOTAL</b>	<b>989,163.06</b>		Ending Balance	341,327.33
<b>PUBLIC WORKS</b>					<b>PRIOR YEARS TAXES OUTSTANDING</b>	
Streets and Drains	733,826.08	Public Enterprises			Beginning Balance	352,774.90
Sewers and Sewage Processing	1,241,975.97	Recreation-Culture			Collected	343,718.29
Garbage and Trash Disposal	206,984.09	Public Works	399,561.74		Cancelled, Abated or Adjusted	7,196.29
Public Buildings and Grounds	65,414.13	Buildings and Grounds	589,601.32		Transfers to Tax Title Liens or Foreclosed	1,134.72
Other Public Works		Library and Education			Ending Balance	725.60
<b>HEALTH and WELFARE</b>		Conservation			<b>TAX TITLE LIENS OUTSTANDING</b>	
Health Services Except Environmental	143,755.45	All Other			Beginning Balance	203,644.82
Welfare-Public Assistance	5,400.00				Transfer From Taxes	24,500.97
Hospital, Clinics, First Aid	2,835.80	<b>CAPITAL DEBT AUTHORIZED, ENDING BALANCE</b>			Redeemed	102,354.75
Animal, Insect, & Rodent Control		<b>ISSUED AND UNISSUED</b>			Cancelled, Abated or Adjusted	
Other Welfare Services		School	646,208		Transfers to Foreclosed Property	
<b>RECREATION and CONSERVATION</b>		Self-Liquidating	1,289,000		Ending Balance	125,791.04
Beeches and Boardwalks		Other	19,033,017		<b>PROPERTY ACQUIRED BY DEED OR FORECLOSURE</b>	
Parks, Playgrounds, Shaded Trees	6,000.00	Total	20,968,225		Beginning Balance	146,000.00
Land Reclamation & Conservation	14,112.00	<b>ISSUED AND OUTSTANDING</b>			Transfers From Taxes or Liens	
Other Recreational Services	407,090.00	School	646,208.50		Sale for Cash	
<b>EDUCATION (excluding schools)</b>		Self-Liquidating	990,000.00		Cancelled, Abated or Adjusted	
Libraries	401,306.00	Other	15,923,126.15		Ending Balance	146,000.00
Other Educational Services	724.64	Total	17,559,334.65		<b>CURRENT FINANCES ENDING BALANCE</b>	
<b>STATUTORY EXPENDITURES</b>		<b>EQUALIZED VALUATION BASIS FOR NET DEBT COMPUTATION</b>	<b>1,432,927,017</b>		<b>ASSETS</b>	
Pensions & F. I. C. A.	459,941.00	<b>REAL PROPERTY VALUATIONS</b>			Cash	3,141,324.18
Employee Fringe Benefits	817,573.73	Code Class # of Parcels % VAL'N			Taxes Receivable	342,052.93
Other Statutory Expenditures		1 Vacant Land 715 3.16	37,324,500.00		Tax Title Liens	125,791.04
<b>MUNICIPAL FUNCTIONS</b>		2 Residential 3250 52.39	619,683,200.00		Foreclosed Property	146,000.00
<b>CAPITAL IMPROVEMENTS</b>	<b>TOTAL</b>	3 Farm 5 .10	1,248,200.00		Emergencies & Other Deferred Charges	1,420,376.00
<b>DEBT SERVICE</b>	<b>* MEMO *</b>	4e Commercial 155 24.24	286,728,100.00		State and Federal Aid Receivable	2,315.41
Principal Payments	1,379,538.05	4b Industrial 92 20.11	237,891,500.00		Other Receivables	90,510.48
Interest Payments	1,025,498.50	4c Apartments			Total	5,268,370.04
<b>DEFERRED CHARGES</b>		Total 4217	1,182,875,500.00		<b>LIABILITIES, RESERVES, AND SURPLUS</b>	
SCHOOL, COUNTY, SPECIAL DISTRICT TAXES	123,383.50	Land Area 8.21 Sq. Miles			Cash Liabilities	2,797,622.59
RESERVE FOR UNCOLLECTED TAXES	18,489,890.50	Net Valuation Taxable-Municipal	1,186,193,519		Reserves for Receivables	704,354.45
EXPENDITURES	<b>TOTAL</b>	Net Valuation Taxable-County	1,468,815,253		Surplus	1,766,393.00
	30,332,038.33	State Equalized Valuation	1,511,510,675		Total	5,268,370.04
		State Equalization Ratio	78.43			

\*Includes County Health Service Taxes or County Open Space Tax. See Table 13.

0902

Population 1990 2,157  
Population 1994 2,149  
S & P Rating  
Moody Rating

Generef Tax Rate Per \$100. 5.40  
State Equalized Tax Rate 2.76

EAST NEWARK BOROUGH - HUDSON CO.

Form of Government:

Borough Council

Number of Members on Governing Body - 6

PER CAPITA:

Gross Debt 644.71  
Net Debt 338.76  
Debt Service 50.53  
Total Tax Levy 1,030.63  
Municipal Expenditures 1,003.25

PER CENT:

Gross Debt 1.72  
Net Debt .90  
Tax Levy Collected 96.45  
Tax Levy Cancelled, Abated or Adjusted .03

EXPENDITURES-CURRENT YEAR		REVENUES REALIZED-CURRENT YEAR		PROPERTY TAXES-CURRENT YEAR	
<b>GENERAL GOVERNMENT</b>		<b>REVENUES REALIZED-CURRENT YEAR</b>		<b>PROPERTY TAXES-CURRENT YEAR</b>	
Governing Body & Public Boards		Property Taxes Collected	2,136,473.65	STATE EQUALIZED TAX RATE	
Municipal Clerk		Payments in Lieu of Taxes		Local District School Taxes	.57 779,831.50
Financial Administration	25,357.49	Delinquent Tax & Lien Collections	57,432.51	Regional & Consolidated School Tax	
Assessment of Taxes	8,250.00	Business Personally Replecement Taxes	223,580.18	School Taxes in Municipal Budget	.05 39,450.00
Collection of Taxes	18,410.00	Taxes from Public Utilities	90,923.00	County Taxes	.75 * 602,320.76
Planning, Housing & Development	750.00	Other Miscellaneous Tax Revenues		County Library Taxes	
Human Resources	72,922.32	State Aid Revenues	662,694.86	Local Municipal Purpose Taxes	.99 793,224.00
Elections	4,000.00	Federal Aid Revenues		Veteran & Senlor Clitzen Taxes	
General Administration (other)	295,032.74			Total Taxes for Rate Computation	2.76 2,227,676.26
<b>JUDICIARY</b>		Sale of Acquired Property	254,815.98	Special District Taxes	
Municipal Courts	64,500.00	Other Miscellaneous Revenues	3,425,925.18	Bank Corp. Taxes	
<b>PUBLIC SAFETY</b>		Prior Years Surplus Appropriated	160,000.00	Added and Omitted Taxes	
Fire Protection	29,548.00	REVENUES TOTAL	3,585,925.18	Total Taxes Levied - ABSTRACT	2,214,826.26
Police Protection	522,261.64	Reserve For Uncollected Taxes	104,000.00	Total Taxes Billed	2,215,148.47
Civil Defense & Disaster Control		CAPITAL OUTLAY TOTAL	38,592.32	TAXES COLLECTED	2,136,478.65
Environmental Inspection & Control	17,605.90	Public Enterprises	7,038.02	Taxes Cancelled, Abated or Adjusted	625.12
Other Public Safety		Recreation-Culture		Transfer to Tax Title Liens or Foreclosed	8,295.87
<b>PUBLIC WORKS</b>		Public Works		Ending Balance	69,748.83
Streets and Dreinege	130,281.78	Buildings and Grounds	31,554.30	<b>PRIOR YEARS TAXES OUTSTANDING</b>	
Sewers and Sewage Processing	167,345.94	Library and Education		Beginning Balance	68,010.80
Garbage and Trash Disposal	225,000.00	Conservation		Collected	57,432.51
Public Buildings and Grounds	18,000.00	All Other		Cancelled, Abated or Adjusted	
Other Public Works	10,600.00	<b>CAPITAL DEBT AUTHORIZED, ENDING BALANCE</b>		Transfers to Tax Title Liens or Foreclosed	
<b>HEALTH and WELFARE</b>		ISSUED AND UNISSUED	GROSS DEBT	NET DEBT	
Health Services Except Environmental	8,350.61	School	657,500		
Welfare-Public Assistance	6,550.00	Self-Liquidating			
Hospital, Clinics, First Aid		Other	727,984	727,984	
Animal, Insect, & Rodent Control		Total	1,385,484	727,984	
Other Welfare Services		<b>ISSUED AND OUTSTANDING</b>			
<b>RECREATION and CONSERVATION</b>		School		657,500.00	
Beaches and Boardwalks		Self-Liquidating			
Perks, Playgrounds, Shede Trees	29,781.21	Other		317,800.00	
Land Reclamation & Conservation	5,274.50	Total		975,300.00	
Other Recreational Services	32,522.03	<b>EQUALIZED VALUATION BASIS FOR NET DEBT COMPUTATION</b>		80,568,367	
<b>EDUCATION (excluding schools)</b>		<b>REAL PROPERTY VALUATIONS</b>		<b>ASSESSED VALUATION</b>	
Libraries		Code	Class	# of Parcels	% VAL'N
Other Educational Services		1	Vacant Land	7	1.20
<b>STATUTORY EXPENDITURES</b>		2	Residential	323	57.28
Pensions & F. I. C. A.	107,843.25	3	Fern		
Employee Fringe Benefits	138,200.00	4a	Commercial	30	9.49
Other Statutory Expenditures	5,000.00	4b	Industrial	7	28.92
<b>MUNICIPAL FUNCTIONS</b>		4c	Apartments	11	3.11
CAPITAL IMPROVEMENTS	*MEMO* 20,000.00	Total		378	
<b>DEBT SERVICE</b>		Land Area	.10	Sq Miles	
Principal Payments	70,000.00	Net Valuation Taxable-Municipal		40,960,586	
Interest Payments	38,595.55	Net Valuation Taxable-County		90,671,840	
<b>TYPE I SCHL DEBT *MEMO</b>		State Equalized Valuation		78,750,053	
DEFERRED CHARGES		State Equalization Ratio		51.19	
SCHOOL, COUNTY, SPECIAL DISTRICT TAXES	1,421,602.26	<b>RESERVE FOR UNCOLLECTED TAXES</b>			
EXPENDITURES TOTAL	3,577,585.22	<b>EXPENDITURES TOTAL</b>			
				<b>CURRENT FINANCES ENDING BALANCE</b>	
				<b>ASSETS</b>	
				Cash	1,177,516.74
				Texas Receivable	80,327.12
				Tax Title Liens	36,944.46
				Foreclosed Property	63,000.00
				Emergencies & Other Deferred Charges	
				State and Federal Aid Receivable	52,630.00
				Other Receivables	50,859.38
				Total	1,461,277.70
				<b>LIABILITIES, RESERVES, AND SURPLUS</b>	
				Cash Liabilities	852,521.64
				Reserves for Receivables	231,130.96
				Surplus	377,625.10
				Total	1,461,277.70

\* ABOVE DEBT SERVICE INCLUDES TYPE I SCHOOL DEBT

\*Includes County Health Service Taxes or County Open Space Tax. See Table 13.

0795

Population 1990 73,552  
 Population 1994 71,907  
 S & P Rating  
 Moody Rating A

General Tax Rate Per \$100. 13.75  
 State Equalized Tax Rate 3.67

**EAST ORANGE CITY - ESSEX COUNTY**  
 Form of Government:  
**City Charter Act (P.L. 1908 c. 250)**  
 Number of Members on Governing Body - 9

PER CAPITA:  
 Gross Debt 1,061.14  
 Net Debt 619.92  
 Debt Service 104.37  
 Total Tax Levy 679.09  
 Municipal Expenditures 1,209.99

PER CENT:  
 Gross Debt 5.59  
 Net Debt 3.25  
 Tax Levy Collected 84.04  
 Tax Levy Cancelled, Abated or Adjusted 1.84

EXPENDITURES-CURRENT YEAR		REVENUES REALIZED-CURRENT YEAR		PROPERTY TAXES-CURRENT YEAR	
<b>GENERAL GOVERNMENT</b>		<b>REVENUES REALIZED-CURRENT YEAR</b>		<b>STATE EQUALIZED TAX RATE</b>	
Governing Body & Public Boards	1,657,984.00	Property Taxes Collected	43,767,113.34	Local District School Taxes	1.12 14,922,637.00
Municipal Clerk	331,911.00	Payments in Lieu of Taxes	2,080,558.00	Regional & Consolidated School Tax	
Financial Administration	1,042,055.00	Delinquent Tax & Lien Collections	11,814,113.00	School Taxes in Municipal Budget	.11 1,417,965.50
Assessment of Taxes	146,000.00	Business Personalty Replacement Taxes	1,418,777.00	County Taxes	.71 * 9,374,156.23
Collection of Taxes	825,657.00	Taxes from Public Utilities	3,092,498.00	County Library Taxes	
Planning, Housing & Development	1,074,176.00	Other Miscellaneous Tax Revenues		Local Municipal Purpose Taxes	1.74 23,095,612.00
Human Resources	6,694,335.00	State Aid Revenues	26,199,037.00	Veteran & Senior Citizen Taxes	211,300.00
Elections	52,500.00	Federal Aid Revenues		Total Taxes for Rate Computation	3.68 49,021,670.73
General Administration (other)	4,498,675.00			Special District Taxes	
<b>JUDICIARY</b>		Sale of Acquired Property		Bank Corp. Taxes	
Municipal Courts	1,650,873.00	Other Miscellaneous Revenues		Added and Omitted Taxes	20,801.15
<b>PUBLIC SAFETY</b>		Total	99,439,558.84	Total Taxes Levied - ABSTRACT	48,831,171.88
Fire Protection	9,608,582.00	Prior Years Surplus Appropriated	1,200,000.00	Total Taxes Billed	52,077,972.32
Police Protection	12,014,538.00	<b>REVENUES TOTAL</b>	<b>100,639,558.84</b>	<b>TAXES COLLECTED</b>	<b>43,767,113.34</b>
Civil Defense & Disaster Control	37,128.00	Reserve For Uncollected Taxes	10,217,355.00	Taxes Cancelled, Abated or Adjusted	956,055.07
Environmental Inspection & Control	905,505.00	<b>CAPITAL OUTLAY TOTAL</b>	<b>11,657,325.91</b>	Transfer to Tax Title Liens or Foreclosed	2,835,107.78
Other Public Safety	90,580.00	Public Enterprises	1,086,347.00	Ending Balance	4,519,696.13
<b>PUBLIC WORKS</b>		Recreation-Culture		<b>PRIOR YEARS TAXES OUTSTANDING</b>	
Streets and Drainage	2,013,617.00	Public Works		Beginning Balance	5,570,622.93
Sewers and Sewage Processing	468,259.00	Buildings and Grounds	10,531,978.91	Collected	4,092,923.40
Garbage and Trash Disposal	5,233,586.00	Library and Education	39,000.00	Cancelled, Abated or Adjusted	416,222.82
Public Buildings and Grounds	1,293,388.00	Conservation		Transfers to Tax Title Liens or Foreclosed	493,634.88
Other Public Works	776,882.00	All Other		Ending Balance	567,841.83
<b>HEALTH and WELFARE</b>		<b>CAPITAL DEBT AUTHORIZED, ENDING BALANCE</b>		<b>TAX TITLE LIENS OUTSTANDING</b>	
Health Services Except Environmental	4,170,144.00	ISSUED AND UNISSUED		Beginning Balance	16,511,053.75
Welfare-Public Assistance	110,000.00	School	30,384,650	Transfer From Taxes	2,787,056.21
Hospital, Clinics, First Aid		Self-Liquidating		Redeemed	7,721,189.29
Animal, Insect, & Rodent Control	90,979.00	Other	45,919,036	Cancelled, Abated or Adjusted	43,683.64
Other Welfare Services	819,546.00	Total	76,303,686	Transfers to Foreclosed Property	3,664,725.06
<b>RECREATION and CONSERVATION</b>		<b>ISSUED AND OUTSTANDING</b>		Ending Balance	7,868,511.98
Beaches and Boardwalks		School	30,273,650.00	<b>PROPERTY ACQUIRED BY DEED OR FORECLOSURE</b>	
Parks, Playgrounds, Shade Trees	866,933.00	Self-Liquidating		Beginning Balance	4,413,970.43
Land Reclamation & Conservation	5,000.00	Other	44,935,080.00	Transfers From Taxes or Liens	4,302,408.37
Other Recreational Services	1,657,555.00	Total	75,208,730.00	Sale for Cash	177,060.00
<b>EDUCATION (excluding schools)</b>		<b>EQUALIZED VALUATION BASIS FOR NET DEBT COMPUTATION</b>	<b>1,367,904,747</b>	Cancelled, Abated or Adjusted	2,676,718.80
Libraries	2,244,416.00	<b>REAL PROPERTY VALUATIONS</b>		Ending Balance	5,862,600.00
Other Educational Services		Code Class # of Parcels % VAL'N ASSESSED VALUATION		<b>CURRENT FINANCES ENDING BALANCE</b>	
<b>STATUTORY EXPENDITURES</b>		1 Vacant Land 484 1.30 4,537,800.00		<b>ASSETS</b>	
Pensions & F. I. C. A.	4,553,248.00	2 Residential 8614 53.24 185,910,100.00		Cash	3,075,548.00
Employee Fringe Benefits	4,350,000.00	3 Farm 655 20.11 70,228,500.00		Taxes Receivable	5,087,538.00
Other Statutory Expenditures		4a Commercial 655 20.11 70,228,500.00		Tax Title Liens	7,868,512.00
<b>MUNICIPAL FUNCTIONS TOTAL</b>	<b>69,284,052.00</b>	4b Industrial 37 1.69 5,893,000.00		Foreclosed Property	5,862,600.00
<b>CAPITAL IMPROVEMENTS *MEMO*</b>	<b>50,000.00</b>	4c Apartments 337 23.66 82,619,500.00		Emergencies & Other Deferred Charges	2,426,953.00
<b>DEBT SERVICE</b>		Total 10127 349,188,900.00		State and Federal Aid Receivable	11,643,500.00
Principal Payments	4,248,152.00	Land Area 4.00 Sq. Miles		Other Receivables	3,009,008.00
Interest Payments	3,256,988.00	Net Valuation Taxable-Municipal	355,204,800	Total	38,973,659.00
<b>TYPE I SCHL DEBT *MEMO</b>	<b>5,136,695.00</b>	Net Valuation Taxable-County	1,380,434,130	<b>LIABILITIES, RESERVES, AND SURPLUS</b>	
<b>DEFERRED CHARGES</b>		State Equalized Valuation	1,313,290,968	Cash Liabilities	16,654,107.00
SCHOOL, COUNTY, SPECIAL DISTRICT TAXES	25,714,758.73	State Equalization Ratio	26.72	Reserves for Receivables	21,827,658.00
RESERVE FOR UNCOLLECTED TAXES	10,217,355.00			Surplus	491,894.00
<b>EXPENDITURES TOTAL</b>	<b>112,721,305.73</b>			Total	38,973,659.00

\* ABOVE DEBT SERVICE INCLUDES TYPE I SCHOOL DEBT

0212

Population 1990 7,902  
 Population 1994 7,989  
 S & P Rating A  
 Moody Rating

General Tax Rate Per \$100 1.37  
 State Equalized Tax Rate 1.46

**EAST RUTHERFORD BORO. - BERGEN CO.**  
 Form of Government:  
**Borough Council**  
 Number of Members on Governing Body - 6

PER CAPITA:  
 Gross Debt 1,248.69  
 Net Debt 1,127.27  
 Debt Service 134.95  
 Total Tax Levy 1,631.02  
 Municipal Expenditures 1,344.73

PER CENT:  
 Gross Debt 1.15  
 Net Debt 1.04  
 Tax Levy Collected 93.22  
 Tax Levy Cancelled, Abated or Adjusted .68

EXPENDITURES-CURRENT YEAR		REVENUES REALIZED-CURRENT YEAR		PROPERTY TAXES-CURRENT YEAR	
<b>GENERAL GOVERNMENT</b>				<b>STATE EQUALIZED TAX RATE</b>	
Governing Body & Public Boards	42,202.00	Property Taxes Collected	12,187,314.35	Local District School Taxes	.58 5,163,823.00
Municipal Clerk		Payments in Lieu of Taxes	2,623,814.47	Regional & Consolidated School Tax	.25 2,251,402.89
Financial Administration	242,841.58	Delinquent Tax & Lien Collections	425,221.33	School Taxes in Municipal Budget	
Assessment of Taxes	160,342.65	Business Personality Replacement Taxes	406,957.44	County Taxes	.34 * 3,012,573.01
Collection of Taxes	88,120.00	Taxes from Public Utilities	1,358,095.00	County Library Taxes	
Planning, Housing & Development	27,085.00	Other Miscellaneous Tax Revenues	345,460.00	Local Municipal Purpose Taxes	.29 2,598,122.71
Human Resources	96,693.00	State Aid Revenues	1,216,755.34	Veteran & Senior Citizen Taxes	90,650.00
Elections	2,720.00	Federal Aid Revenues		Total Taxes for Rate Computation	1.46 13,116,571.61
General Administration (other)	1,228,880.00			Special District Taxes	
<b>JUDICIARY</b>		Sale of Acquired Property		Bank Corp. Taxes	
Municipal Courts	138,300.00	Other Miscellaneous Revenues	1,167,794.10	Added and Omitted Taxes	4,314.37
<b>PUBLIC SAFETY</b>				Total Taxes Levied - ABSTRACT	13,030,235.98
Fire Protection	281,254.00			Total Taxes Billed	13,073,328.14
Police Protection	1,712,576.00	Prior Years Surplus Appropriated	900,000.00	<b>TAXES COLLECTED</b>	12,187,314.35
Civil Defense & Disaster Control	3,701.00	<b>REVENUES TOTAL</b>	20,631,412.03	Taxes Cancelled, Abated or Adjusted	88,612.18
Environmental Inspection & Control	71,288.00	Reserve For Uncollected Taxes	565,155.66	Transfer to Tax Title Liens or Foreclosed	
Other Public Safety				Ending Balance	797,401.61
<b>PUBLIC WORKS</b>		<b>CAPITAL OUTLAY TOTAL</b>	859,259.21	<b>PRIOR YEARS TAXES OUTSTANDING</b>	
Streets and Drainage	1,174,158.90	Public Enterprises		Beginning Balance	469,406.87
Sewers and Sewage Processing	480,000.00	Recreation-Culture	90,774.47	Collected	354,757.00
Garbage and Trash Disposal	1,211,936.00	Public Works	13,227.38	Cancelled, Abated or Adjusted	
Public Buildings and Grounds	86,860.00	Buildings and Grounds	755,257.36	Transfers to Tax Title Liens or Foreclosed	9,710.23
Other Public Works	61,300.00	Library and Education		Ending Balance	104,939.64
<b>HEALTH and WELFARE</b>		Conservation		<b>TAX TITLE LIENS OUTSTANDING</b>	
Health Services Except Environmental	54,114.24	All Other		Beginning Balance	85,059.27
Welfare-Public Assistance	7,859.00			Transfer From Taxes	16,251.41
Hospital, Clinics, First Aid		<b>CAPITAL DEBT AUTHORIZED, ENDING BALANCE</b>		Redeemed	70,464.33
Animal, Insect, & Rodent Control		<b>ISSUED AND UNISSUED GROSS DEBT</b>		Cancelled, Abated or Adjusted	
Other Welfare Services		School	970,000	Transfers to Foreclosed Property	
<b>RECREATION and CONSERVATION</b>		Self-Liquidating	2,330,000	Ending Balance	30,846.35
Beaches and Boardwalks		Other	6,675,745	<b>PROPERTY ACQUIRED BY DEED OR</b>	
Parks, Playgrounds, Shade Trees	3,000.00	Total	9,975,745	<b>FORECLOSURE</b>	
Land Reclamation & Conservation	34,943.35	<b>ISSUED AND OUTSTANDING</b>		Beginning Balance	536,900.00
Other Recreational Services	98,248.00	School	300,000.00	Transfers From Taxes or Liens	
<b>EDUCATION (excluding schools)</b>		Self-Liquidating	2,330,000.00	Sale for Cash	
Libraries	266,110.00	Other	6,675,745.22	Cancelled, Abated or Adjusted	
Other Educational Services		Total	9,305,745.22	Ending Balance	536,900.00
<b>STATUTORY EXPENDITURES</b>		<b>EQUALIZED VALUATION BASIS</b>		<b>CURRENT FINANCES ENDING BALANCE</b>	
Pensions & F. I. C. A.	447,518.00	<b>FOR NET DEBT COMPUTATION</b>	865,024,193	<b>ASSETS</b>	
Employee Fringe Benefits	130,000.00	<b>REAL PROPERTY VALUATIONS</b>		Cash	3,774,333.75
Other Statutory Expenditures		Code Class # of Percels % VAL'N		Taxes Receivable	902,341.25
<b>MUNICIPAL FUNCTIONS TOTAL</b>	8,152,050.72	1 Vacant Land 85 5.62	53,120,100.00	Tax Title Liens	30,846.35
<b>CAPITAL IMPROVEMENTS *MEMO*</b>	25,000.00	2 Residential 1893 26.82	253,721,750.00	Foreclosed Property	536,900.00
<b>DEBT SERVICE</b>		3 Farm		Emergencies & Other Deferred Charges	436,296.66
Principal Payments	742,990.54	4a Commercial 169 22.63	214,096,000.00	State and Federal Aid Receivable	14,882.42
Interest Payments	335,137.56	4b Industrial 105 41.14	389,135,900.00	Other Receivables	80,493.53
		4c Apartments 33 3.79	35,867,200.00	Total	5,776,093.96
		Total 2285	945,938,950.00	<b>LIABILITIES, RESERVES, AND SURPLUS</b>	
<b>DEFERRED CHARGES</b>	947,712.79	Land Area 3.70 Sq. Miles		Cash Liabilities	3,320,119.90
<b>SCHOOL, COUNTY, SPECIAL DISTRICT TAXES</b>	10,427,798.90	Net Valuation Taxable-Municipal	954,347,720	Reserves for Receivables	1,550,581.13
<b>RESERVE FOR UNCOLLECTED TAXES</b>	565,155.66	Net Valuation Taxable-County	1,077,501,212	Surplus	905,392.93
<b>EXPENDITURES TOTAL</b>	21,170,846.17	State Equalized Valuation	897,031,551	Total	5,776,093.96
		State Equalization Ratio	106.45		

\*Includes County Health Service Taxes or County Open Space Tax. See Table 13.

1101

Population 1990 22,353  
 Population 1994 22,062  
 S & P Rating  
 Moody Rating A1

General Tax Rate Per \$100. 3.23  
 State Equalized Tax Rate 3.20

**EAST WINDSOR TOWNSHIP - MERCER CO.**  
 Form of Government:  
**Council-Manager Plan E (OMCL 50)**  
 Number of Members on Governing Body - 7

PER CAPITA:  
 Gross Debt 510.79  
 Net Debt 426.06  
 Debt Service 38.95  
 Total Tax Levy 1,555.51  
 Municipal Expenditures 543.62

PER CENT:  
 Gross Debt 1.05  
 Net Debt .87  
 Tax Levy Collected 96.51  
 Tax Levy Cancelled, Abated or Adjusted .21

EXPENDITURES-CURRENT YEAR		REVENUES REALIZED-CURRENT YEAR		PROPERTY TAXES-CURRENT YEAR	
<b>GENERAL GOVERNMENT</b>		<b>REVENUES REALIZED-CURRENT YEAR</b>		<b>STATE EQUALIZED TAX RATE</b>	
Governing Body & Public Boards	78,248.00	Property Taxes Collected	33,185,544.71	Local District School Taxes	
Municipal Clerk	121,460.00	Payments in Lieu of Taxes		Regional & Consolidated School Tax	2.16
Financial Administration	335,041.00	Delinquent Tax & Lien Collections	1,786,046.91	School Taxes in Municipal Budget	
Assessment of Taxes	86,418.00	Business Personalty Replacement Taxes	283,939.52	County Taxes	.57 *
Collection of Taxes		Taxes from Public Utilities	3,068,824.59	County Library Taxes	.06
Planning, Housing & Development	88,218.00	Other Miscellaneous Tax Revenues		Local Municipal Purpose Taxes	.41
Human Resources	175,286.00	State Aid Revenues	1,525,946.73	Veteran & Senior Citizen Taxes	
Elections	8,890.00	Federal Aid Revenues		Total Taxes for Rate Computation	3.20
General Administration (other)	1,923,636.00			Special District Taxes	
<b>JUDICIARY</b>		Sale of Acquired Property		Bank Corp. Taxes	
Municipal Courts	210,086.00	Other Miscellaneous Revenues	1,920,446.58	Added and Omitted Taxes	
<b>PUBLIC SAFETY</b>				Total Taxes Levied - ABSTRACT	34,317,583.27
Fire Protection	269,565.00			Total Taxes Billed	34,386,854.94
Police Protection	3,188,549.39	Prior Years Surplus Appropriated	1,210,000.10	<b>TAXES COLLECTED</b>	33,185,544.71
Civil Defense & Disaster Control	160,975.00	<b>REVENUES TOTAL</b>	42,980,749.14	Taxes Cancelled, Abated or Adjusted	73,735.69
Environmental Inspection & Control	179,574.00	Reserve For Uncollected Taxes	2,043,990.60	Transfer to Tax Title Liens or Foreclosed	40,147.22
Other Public Safety				Ending Balance	1,087,427.32
<b>PUBLIC WORKS</b>		<b>CAPITAL OUTLAY TOTAL</b>	1,763,484.66	<b>PRIOR YEARS TAXES OUTSTANDING</b>	
Streets and Drainage	435,269.26			Beginning Balance	1,672,654.51
Sewers and Sewage Processing		Public Enterprises		Collected	1,331,529.35
Garbage and Trash Disposal		Recreation-Culture	3,318.78	Cancelled, Abated or Adjusted	177,851.82
Public Buildings and Grounds	327,434.00	Public Works	321.56	Transfers to Tax Title Liens or Foreclosed	
Other Public Works	184,380.00	Buildings and Grounds	1,759,816.34	Ending Balance	163,273.34
<b>HEALTH and WELFARE</b>		Library and Education	27.78	<b>TAX TITLE LIENS OUTSTANDING</b>	
Health Services Except Environmental	342,703.00	Conservation		Beginning Balance	696,954.10
Welfare-Public Assistance	16,967.00	All Other		Transfer From Taxes	40,147.22
Hospital, Clinics, First Aid				Redeemed	454,517.56
Animal, Insect, & Rodent Control	43,448.00	<b>CAPITAL DEBT AUTHORIZED, ENDING BALANCE</b>		Cancelled, Abated or Adjusted	56,432.33
Other Welfare Services		<b>ISSUED AND UNISSUED</b>		Transfers to Foreclosed Property	
<b>RECREATION and CONSERVATION</b>		School	1,869,349	Ending Balance	226,151.43
Beeches and Boardwalks		Self-Liquidating		<b>PROPERTY ACQUIRED BY DEED OR FORECLOSURE</b>	
Perks, Playgrounds, Shade Trees	138,407.00	Other	9,399,637	Beginning Balance	71,200.00
Land Reclamation & Conservation	13,044.56	Total	11,268,986	Transfers From Taxes or Liens	
Other Recreational Services	116,340.00	<b>ISSUED AND OUTSTANDING</b>		Sale for Cash	
<b>EDUCATION (excluding schools)</b>		School		Cancelled, Abated or Adjusted	
Libraries		Self-Liquidating		Ending Balance	71,200.00
Other Educational Services	1,180.00	Other		<b>CURRENT FINANCES ENDING BALANCE</b>	
<b>STATUTORY EXPENDITURES</b>		Total		<b>ASSETS</b>	
Pensions & F. I. C. A.	617,216.34	<b>EQUALIZED VALUATION BASIS FOR NET DEBT COMPUTATION</b>	1,076,654,123	Cash	5,469,426.23
Employee Fringe Benefits		<b>REAL PROPERTY VALUATIONS</b>		Taxes Receivable	1,250,700.66
Other Statutory Expenditures	9,500.00	Code Class # of Parcels % VAL'N		Tax Title Liens	226,151.43
<b>MUNICIPAL FUNCTIONS</b>		1 Vacant Land 310 2.03	20,698,300.00	Foreclosed Property	71,200.00
<b>CAPITAL IMPROVEMENTS</b>		2 Residential 5988 61.76	631,147,400.00	Emergencies & Other Deferred Charges	12,736.34
<b>DEBT SERVICE</b>		3 Farm 226 .95	9,693,800.00	State and Federal Aid Receivable	11,214.30
Principal Payments	650,000.00	4a Commercial 142 15.73	160,735,800.00	Other Receivables	275,909.82
Interest Payments	209,366.25	4b Industrial 10 11.72	119,766,500.00	Total	7,317,338.78
		4c Apartments 18 7.82	79,930,100.00	<b>LIABILITIES, RESERVES, AND SURPLUS</b>	
		Total 6694	1,021,971,900.00	Cash Liabilities	1,682,540.25
<b>DEFERRED CHARGES</b>		Land Area 15.60 Sq. Miles		Reserves for Receivables	1,823,961.91
SCHOOL, COUNTY, SPECIAL DISTRICT TAXES	29,867,018.06	Net Valuation Taxable-Municipal	1,027,348,579	Surplus	3,810,836.62
RESERVE FOR UNCOLLECTED TAXES	2,043,990.60	Net Valuation Taxable-County	1,090,591,244	Total	7,317,338.78
<b>EXPENDITURES TOTAL</b>	41,860,416.40	State Equalized Valuation	1,036,838,023		
		State Equalization Ratio	99.08		

\*Includes County Health Service Taxes or County Open Space Tax. See Table 13.

0311

Population 1990 4,962  
 Population 1994 5,581  
 S & P Rating  
 Moody Rating A

General Tax Rate Per \$100. 2.50  
 State Equalized Tax Rate 2.43

**EASTAMPTON TWP. - BURLINGTON COUNTY**  
 Form of Government:  
**Council-Manager Plan E (OMCL 50)**  
 Number of Members on Governing Body - 3

PER CAPITA: PER CENT:  
 Gross Debt 953.37 Gross Debt 2.48  
 Net Debt 200.77 Net Debt .52  
 Debt Service 31.65 Tax Levy Collected 97.20  
 Total Tax Levy 1,047.88 Tax Levy Cancelled, Abated  
 Municipal Expenditures 449.48 or Adjusted .18

EXPENDITURES-CURRENT YEAR	REVENUES REALIZED-CURRENT YEAR	PROPERTY TAXES-CURRENT YEAR
<b>GENERAL GOVERNMENT</b>		<b>STATE EQUALIZED TAX RATE</b>
Governing Body & Public Boards		Local District School Taxes 1.00 2,269,535.00
Municipal Clerk		Regional & Consolidated School Tax .35 802,030.18
Financial Administration 48,707.00	Property Taxes Collected 5,686,544.00	School Taxes in Municipal Budget
Assessment of Taxes 25,262.00	Payments in Lieu of Taxes	County Taxes .51 * 1,151,477.37
Collection of Taxes 68,822.00	Delinquent Tax & Lien Collections 124,981.00	County Library Taxes .03 75,171.79
Planning, Housing & Development 83,248.00	Business Personnel Replacement Taxes 17,259.00	Local Municipal Purpose Taxes .53 1,206,359.00
Human Resources 2,500.00	Taxes from Public Utilities 305,796.00	Veteran & Senior Citizen Taxes 18,200.00
Elections 1,631.00	Other Miscellaneous Tax Revenues	Total Taxes for Rate Computation 2.42 5,522,773.34
General Administration (other) 389,286.00	State Aid Revenues 238,464.00	Special District Taxes 189,902.00
<b>JUDICIARY</b>	Federal Aid Revenues	Bank Corp. Taxes
Municipal Courts 59,012.00	Sale of Acquired Property	Added and Omitted Taxes 153,739.00
<b>PUBLIC SAFETY</b>	Other Miscellaneous Revenues 254,041.00	Total Taxes Levied - ABSTRACT 5,848,214.34
Fire Protection 3,933.00	Total 6,627,085.00	Total Taxes Billed 5,850,625.00
Police Protection 795,437.00	Prior Years Surplus Appropriated 305,186.00	<b>TAXES COLLECTED</b> 5,686,544.00
Civil Defense & Disaster Control 435.00	<b>REVENUES TOTAL</b> 6,932,273.00	Taxes Cancelled, Abated or Adjusted 10,501.00
Environmental Inspection & Control 89,613.00	Reserve For Uncollected Taxes 163,525.00	Transfer to Tax Title Liens or Foreclosed 9,684.00
Other Public Safety	<b>CAPITAL OUTLAY TOTAL</b> 43,271.00	Ending Balance 143,896.00
<b>PUBLIC WORKS</b>		<b>PRIOR YEARS TAXES OUTSTANDING</b>
Streets and Drainage 48,980.00	Public Enterprises	Beginning Balance 125,569.00
Sewers and Sewage Processing 200.00	Recreation-Culture	Collected 124,981.00
Garbage and Trash Disposal 212,354.00	Public Works 4,032.00	Cancelled, Abated or Adjusted 588.00
Public Buildings and Grounds 122,455.00	Buildings and Grounds 39,239.00	Transfers to Tax Title Liens or Foreclosed
Other Public Works	Library and Education	Ending Balance
<b>HEALTH and WELFARE</b>	Conservation	<b>TAX TITLE LIENS OUTSTANDING</b>
Health Services Except Environmental	All Other	Beginning Balance 45,382.00
Welfare-Public Assistance 3,972.00		Transfer From Taxes 9,684.00
Hospital, Clinics, First Aid	<b>CAPITAL DEBT AUTHORIZED, ENDING BALANCE</b>	Redeemed
Animal, Insect, & Rodent Control	<b>ISSUED AND UNISSUED GROSS DEBT NET DEBT</b>	Cancelled, Abated or Adjusted
Other Welfare Services	School 4,200,269	Transfers to Foreclosed Property
<b>RECREATION and CONSERVATION</b>	Self-Liquidating	Ending Balance 55,066.00
Beaches and Boardwalks	Other 1,120,493	<b>PROPERTY ACQUIRED BY DEED OR FORECLOSURE</b>
Parks, Playgrounds, Shade Trees 20,580.00	Total 5,320,762	Beginning Balance
Land Reclamation & Conservation 1,035.00	<b>ISSUED AND OUTSTANDING</b>	Transfers From Taxes or Liens
Other Recreational Services	School 6,200,269.13	Sale for Cash
<b>EDUCATION (excluding schools)</b>	Self-Liquidating	Cancelled, Abated or Adjusted
Libraries	Other 1,120,418.00	Ending Balance
Other Educational Services 50.00	Total 5,320,687.13	<b>CURRENT FINANCES ENDING BALANCE</b>
<b>STATUTORY EXPENDITURES</b>	<b>EQUALIZED VALUATION BASIS FOR NET DEBT COMPUTATION</b> 214,488,485	<b>ASSETS</b>
Pensions & F. I. C. A. 141,733.00	<b>REAL PROPERTY VALUATIONS</b>	Cash 854,882.00
Employee Fringe Benefits	<b>Code Class # of Parcels % VAL'N ASSESSED VALUATION</b>	Taxes Receivable 143,896.00
Other Statutory Expenditures 5,000.00	1 Vacant Land 220 3.20 6,986,159.00	Tax Title Liens 55,066.00
<b>MUNICIPAL FUNCTIONS</b>	2 Residential 1499 82.81 180,865,241.00	Foreclosed Property
<b>CAPITAL IMPROVEMENTS</b> *MEMO*	3 Farm 75 1.28 2,797,400.00	Emergencies & Other Deferred Charges 41,300.00
<b>DEBT SERVICE</b>	4a Commercial 27 4.59 10,031,100.00	State and Federal Aid Receivable 7,733.00
Principal Payments 98,334.00	4b Industrial 5 .53 1,154,400.00	Other Receivables 19,213.00
Interest Payments 78,312.00	4c Apartments 5 7.59 16,582,700.00	Total 1,122,090.00
<b>DEFERRED CHARGES</b> 46,116.00	Total 1831 218,417,000.00	<b>LIABILITIES, RESERVES, AND SURPLUS</b>
<b>SCHOOL, COUNTY, SPECIAL DISTRICT TAXES</b> 4,488,116.34	Land Area 5.63 Sq. Miles	Cash Liabilities 267,579.00
<b>RESERVE FOR UNCOLLECTED TAXES</b> 163,525.00	Net Valuation Taxable-Municipal 219,872,085	Reserves for Receivables 218,175.00
<b>EXPENDITURES TOTAL</b> 6,996,648.34	Net Valuation Taxable-County 224,432,786	Surplus 636,336.00
	State Equalized Valuation 226,511,242	Total 1,122,090.00
	State Equalization Ratio 97.05	

\*Includes County Health Service Taxes or County Open Space Tax. See Table 13.

1311

Population 1990 **13,800**  
 Population 1994 **13,821**  
 S & P Rating  
 Moody Rating **A1**

General Tax Rate Per \$100. **2.40**  
 State Equalized Tax Rate **2.23**

**EATONTOWN BOROUGH - MONMOUTH CO.**

Form of Government:  
**Borough Council**

Number of Members on Governing Body - **6**

PER CAPITA:

Gross Debt **993.53**  
 Net Debt **926.66**  
 Debt Service **126.32**  
 Total Tax Levy **1,614.71**  
 Municipal Expenditures **894.69**

PER CENT:

Gross Debt **1.42**  
 Net Debt **1.33**  
 Tax Levy Collected **96.86**  
 Tax Levy Cancelled, Abated or Adjusted **.49**

EXPENDITURES-CURRENT YEAR		REVENUES REALIZED-CURRENT YEAR		PROPERTY TAXES-CURRENT YEAR	
<b>GENERAL GOVERNMENT</b>		<b>REVENUES REALIZED-CURRENT YEAR</b>		<b>PROPERTY TAXES-CURRENT YEAR</b>	
Governing Body & Public Boards		Property Taxes Collected	21,621,737.00	STATE EQUALIZED TAX RATE	
Municipal Clerk		Payments In Lieu of Taxes	113,500.00	Local District School Taxes	.68
Financial Administration	82,610.00	Delinquent Tax & Lien Collections	950,001.00	Regional & Consolidated School Tax	.48
Assessment of Taxes	93,363.00	Business Personality Replacement Taxes	250,472.00	School Taxes in Municipal Budget	
Collection of Taxes	50,538.00	Taxes from Public Utilities	1,004,964.00	County Taxes	.45 *
Planning, Housing & Development	74,025.00	Other Miscellaneous Tax Revenues		County Library Taxes	.02
Human Resources	222,411.00	State Aid Revenues	860,411.00	Local Municipal Purpose Taxes	.60
Elections		Federal Aid Revenues		Veteran & Senior Citizen Taxes	
General Administration (other)	1,379,272.00			Total Taxes for Rate Computation	2.23
<b>JUDICIARY</b>		Sale of Acquired Property		Special District Taxes	
Municipal Courts	153,550.00	Other Miscellaneous Revenues	1,716,400.00	Bank Corp. Taxes	
<b>PUBLIC SAFETY</b>				Added and Omitted Taxes	137,619.00
Fire Protection	288,186.00	Total	26,517,485.00	Total Taxes Levied - ABSTRACT	22,316,962.12
Police Protection	2,283,532.00	Prior Years Surplus Appropriated	1,600,000.00	Total Taxes Billed	22,323,269.00
Civil Defense & Disaster Control	4,850.00	REVENUES TOTAL	28,117,485.00	TAXES COLLECTED	21,621,737.00
Environmental Inspection & Control	165,227.00	Reserve For Uncollected Taxes	2,205,124.00	Taxes Cancelled, Abated or Adjusted	108,770.00
Other Public Safety		CAPITAL OUTLAY TOTAL	810,468.00	Transfer to Tax Title Liens or Foreclosed	12,534.00
<b>PUBLIC WORKS</b>				Ending Balance	580,228.00
Streets and Drainage	588,749.00	Public Enterprises		<b>PRIOR YEARS TAXES OUTSTANDING</b>	
Sewers and Sewage Processing		Recreation-Culture	39,834.00	Beginning Balance	2,016,046.00
Garbage and Trash Disposal		Public Works	109,384.00	Collected	941,616.00
Public Buildings and Grounds	510,973.00	Buildings and Grounds	661,250.00	Cancelled, Abated or Adjusted	606,820.00
Other Public Works	51,700.00	Library and Education		Transfers to Tax Title Liens or Foreclosed	17,334.00
<b>HEALTH and WELFARE</b>		Conservation		Ending Balance	450,276.00
Health Services Except Environmental	110,569.00	All Other		<b>TAX TITLE LIENS OUTSTANDING</b>	
Welfare-Public Assistance	45,714.00			Beginning Balance	47,691.00
Hospital, Clinics, First Aid		CAPITAL DEBT AUTHORIZED, ENDING BALANCE		Transfer From Taxes	29,868.00
Animal, Insect, & Rodent Control		ISSUED AND UNISSUED		Redeemed	8,385.00
Other Welfare Services		School	500,000	Cancelled, Abated or Adjusted	
<b>RECREATION and CONSERVATION</b>		Self-Liquidating		Transfers to Foreclosed Property	
Beaches and Boardwalks		Other	13,231,553	Ending Balance	69,174.00
Parks, Playgrounds, Shede Trees	365,308.00	Total	13,731,553	<b>PROPERTY ACQUIRED BY DEED OR FORECLOSURE</b>	
Land Reclamation & Conservation	223,205.00	ISSUED AND OUTSTANDING		Beginning Balance	340,110.00
Other Recreational Services	317,860.00	School	500,000.00	Transfers From Taxes or Liens	
<b>EDUCATION (excluding schools)</b>		Self-Liquidating		Sale for Cash	
Libraries	49,725.00	Other	12,943,273.00	Cancelled, Abated or Adjusted	
Other Educational Services		Total	13,443,273.00	Ending Balance	340,110.00
<b>STATUTORY EXPENDITURES</b>		EQUALIZED VALUATION BASIS FOR NET DEBT COMPUTATION	966,175,406	<b>CURRENT FINANCES ENDING BALANCE</b>	
Pensions & F. I. C. A.	505,392.00	REAL PROPERTY VALUATIONS		ASSETS	
Employee Fringe Benefits	836,041.00	Code Class # of Parcels % VAL'N		Cash	4,786,035.00
Other Statutory Expenditures		1 Vacant Land 326 3.52	32,110,200.00	Taxes Receivable	1,030,503.00
<b>MUNICIPAL FUNCTIONS</b>		2 Residential 2464 37.19	338,916,600.00	Tax Title Liens	69,175.00
CAPITAL IMPROVEMENTS	25,000.00	3 Farm 13 .06	589,700.00	Foreclosed Property	340,110.00
<b>DEBT SERVICE</b>		4a Commercial 168 39.24	357,561,300.00	Emergencies & Other Deferred Charges	23,898.00
Principal Payments	999,978.00	4b Industrial 40 10.17	92,687,100.00	State and Federal Aid Receivable	79,470.00
Interest Payments	745,892.00	4c Apartments 21 9.81	89,360,500.00	Other Receivables	47,730.00
<b>DEFERRED CHARGES</b>	11,682.00	Total 3032	911,225,400.00	Total	6,376,921.00
SCHOOL, COUNTY, SPECIAL DISTRICT TAXES	16,244,029.12	Land Area 5.80 Sq. Miles		<b>LIABILITIES, RESERVES, AND SURPLUS</b>	
RESERVE FOR UNCOLLECTED TAXES	2,205,124.00	Net Valuation Taxable-Municipal	923,632,369	Cash Liabilities	1,530,965.00
<b>EXPENDITURES</b>	<b>28,609,505.12</b>	Net Valuation Taxable-County	985,746,510	Reserves for Receivables	1,487,518.00
		State Equalized Valuation	993,062,802	Surplus	3,358,438.00
		State Equalization Ratio	92.92	Total	6,376,921.00



\*Includes County Health Service Taxes or County Open Space Tax. See Table 13

0213

Population 1990 5,001  
 Population 1994 5,133  
 S & P Rating  
 Moody Rating 3AA1

General Tax Rate Per \$100 2.20  
 State Equalized Tax Rate 1.96

**EDGEWATER BOROUGH - BERGEN COUNTY**  
 Form of Government:  
**Borough Council**  
 Number of Members on Governing Body - 6

PER CAPITA:  
 Gross Debt 2,601.24  
 Net Debt 1,986.72  
 Debt Service 166.67  
 Total Tax Levy 2,504.50  
 Municipal Expenditures 2,362.84

PER CENT:  
 Gross Debt 2.05  
 Net Debt 1.57  
 Tax Levy Collected 96.13  
 Tax Levy Cancelled, Abated or Adjusted 2.24

EXPENDITURES-CURRENT YEAR		REVENUES REALIZED-CURRENT YEAR		PROPERTY TAXES-CURRENT YEAR			
<b>GENERAL GOVERNMENT</b>		<b>REVENUES REALIZED-CURRENT YEAR</b>		<b>PROPERTY TAXES-CURRENT YEAR</b>			
Governing Body & Public Boards	23,000.00	Property Taxes Collected	10,836,059.92	STATE EQUALIZED TAX RATE			
Municipal Clerk		Payments in Lieu of Taxes		Local District School Taxes .58	4,483,701.00		
Financial Administration	23,675.00	Delinquent Tax & Lien Collections	853,242.66	Regional & Consolidated School Tax			
Assessment of Taxes	79,225.00	Business Personality Replacement Taxes	767,547.00	School Taxes in Municipal Budget			
Collection of Taxes	72,500.00	Taxes from Public Utilities	327,636.00	County Taxes .29 *	1,897,860.76		
Planning, Housing & Development	43,579.00	Other Miscellaneous Tax Revenues		County Library Taxes			
Human Resources	91,472.00	State Aid Revenues	1,133,957.62	Local Municipal Purpose Taxes .98	6,453,781.07		
Elections	2,744.00	Federal Aid Revenues		Veteran & Senior Citizen Taxes	23,650.00		
General Administration (other)	563,148.00			Total Taxes for Rate Computation 1.95	12,858,992.83		
<b>JUDICIARY</b>		<b>REVENUES REALIZED-CURRENT YEAR</b>		<b>PROPERTY TAXES-CURRENT YEAR</b>			
Municipal Courts	95,270.65	Sale of Acquired Property	2,128,580.88	Special District Taxes			
<b>PUBLIC SAFETY</b>		Other Miscellaneous Revenues	16,047,024.08	Bank Corp. Taxes			
Fire Protection	1,109,665.00	Total	17,097,024.08	Added and Omitted Taxes	20,250.03		
Police Protection	1,712,177.04	Prior Years Surplus Appropriated	1,050,000.00	Total Taxes Levied - ABSTRACT	12,855,592.86		
Civil Defense & Disaster Control	4,412.00	REVENUES TOTAL	17,097,024.08	Total Taxes Billed	11,512,293.97		
Environmental Inspection & Control	149,620.00	Reserve For Uncollected Taxes	1,014,000.00	TAXES COLLECTED	10,836,059.92		
Other Public Safety		<b>CAPITAL OUTLAY</b>		Taxes Cancelled, Abated or Adjusted	257,360.22		
<b>PUBLIC WORKS</b>		<b>TOTAL</b>		Transfer to Tax Title Liens or Foreclosed	120,130.00		
Streets and Drainage	843,957.00	213,746.14		Ending Balance	298,743.83		
Sewers and Sewage Processing	39,098.93	Public Enterprises		<b>PRIOR YEARS TAXES OUTSTANDING</b>			
Garbage and Trash Disposal	542,678.00	Recreation-Culture	198.38	Beginning Balance	1,119,522.92		
Public Buildings and Grounds	70,000.00	Public Works	213,547.76	Collected	853,242.66		
Other Public Works	3,020,500.00	Buildings and Grounds		Cancelled, Abated or Adjusted			
<b>HEALTH and WELFARE</b>		Library and Education		Transfers to Tax Title Liens or Foreclosed			
Health Services Except Environmental	74,338.00	Conservation		Ending Balance	266,280.26		
Welfare-Public Assistance	15,324.00	All Other		<b>TAX TITLE LIENS OUTSTANDING</b>			
Hospital, Clinics, First Aid		<b>CAPITAL DEBT AUTHORIZED, ENDING BALANCE</b>		Beginning Balance	306,458.85		
Animal, Insect, & Rodent Control	5,662.00	ISSUED AND UNISSUED	GROSS DEBT	Transfer From Taxes	174,319.12		
Other Welfare Services		School	3,100,000	Redeamed			
<b>RECREATION and CONSERVATION</b>		Self-Liquidating		Cancelled, Abated or Adjusted			
Beaches and Boardwalks		Other	10,252,164	Transfers to Foreclosed Property			
Parks, Playgrounds, Shade Trees	7,000.00	Total	13,352,164	Ending Balance	480,777.97		
Land Reclamation & Conservation		<b>ISSUED AND OUTSTANDING</b>		<b>PROPERTY ACQUIRED BY DEED OR FORECLOSURE</b>			
Other Recreational Services	184,449.00	School	3,100,000.00	Beginning Balance	382,175.00		
<b>EDUCATION (excluding schools)</b>		Self-Liquidating		Transfers From Taxes or Liens			
Libraries	216,947.00	Other	9,344,250.00	Sale for Cash			
Other Educational Services		Total	12,444,250.00	Cancelled, Abated or Adjusted			
<b>STATUTORY EXPENDITURES</b>		<b>EQUALIZED VALUATION BASIS FOR NET DEBT COMPUTATION</b>		Ending Balance	382,175.00		
Pensions & F. I. C. A.	480,000.00	650,532.904		<b>CURRENT FINANCES ENDING BALANCE</b>			
Employee Fringe Benefits	744,500.00	<b>REAL PROPERTY VALUATIONS</b>		<b>ASSETS</b>			
Other Statutory Expenditures	10,000.00	Code	Class	# of Parcels	% VAL'N	Cash	1,488,372.95
<b>MUNICIPAL FUNCTIONS</b>		<b>ASSESSED VALUATION</b>				Taxes Receivable	565,024.09
CAPITAL IMPROVEMENTS	50,000.00	1	Vacant Land	585	7.61	Tax Title Liens	480,777.97
<b>DEBT SERVICE</b>		2	Residential	2002	60.15	Foreclosed Property	382,175.00
Principal Payments	335,000.00	3	Farm			Emergencies & Other Deferred Charges	
Interest Payments	520,514.30	4a	Commercial	82	15.81	State and Federal Aid Receivable	16,638.87
<b>DEFERRED CHARGES</b>		4b	Industrial	27	13.27	Other Receivables	858,264.19
SCHOOL, COUNTY, SPECIAL DISTRICT TAXES	6,381,561.76	4c	Apartments	41	3.16	Total	3,791,253.07
RESERVE FOR UNCOLLECTED TAXES	1,014,000.00	Total	2737			<b>LIABILITIES, RESERVES, AND SURPLUS</b>	
<b>EXPENDITURES TOTAL</b>		Land Area	.70	Sq. Miles		Cash Liabilities	785,230.11
18,510,017.68		Net Valuation Taxable-Municipal				Reserves for Receivables	2,286,241.25
		Net Valuation Taxable-County				Surplus	719,781.71
		State Equalized Valuation				Total	3,791,253.07
		State Equalization Ratio					

\*Includes County Health Service Taxes or County Open Space Tax. See Table 13.

0312

Population 1990 8,388  
 Population 1994 8,302  
 S & P Rating  
 Moody Rating

General Tax Rate Per \$100. 2.34  
 State Equalized Tax Rate 2.30

**EDGEWATER PARK TWP. - BURLINGTON CO.**

Form of Government:  
**Township Committee**

Number of Members on Governing Body - 5

PER CAPITA:  
 Gross Debt 229.80 PER CENT:  
 Net Debt 150.30 Gross Debt .63  
 Debt Service 7.14 Net Debt .41  
 Total Tax Levy 879.26 Tax Levy Collected 93.61  
 Municipal Expenditures 354.62 Tax Levy Cancelled, Abated or Adjusted 2.09

EXPENDITURES-CURRENT YEAR		REVENUES REALIZED-CURRENT YEAR		PROPERTY TAXES-CURRENT YEAR		
<b>GENERAL GOVERNMENT</b>		<b>REVENUES REALIZED-CURRENT YEAR</b>		<b>STATE EQUALIZED TAX RATE</b>		
Governing Body & Public Boards		Property Taxes Collected	6,837,352.16	Local District School Taxes	1.37 4,213,202.00	
Municipal Clerk		Payments In Lieu of Taxes		Regional & Consolidated School Tax		
Financial Administration	35,283.00	Delinquent Tax & Lien Collections	358,528.81	School Taxes In Municipal Budget		
Assessment of Taxes	17,886.00	Business Personality Replacement Taxes	99,527.32	County Taxes	.52 * 1,606,479.23	
Collection of Taxes	53,350.00	Taxes from Public Utilities	466,857.00	County Library Taxes	.03 105,036.22	
Planning, Housing & Development	15,687.00	Other Miscellaneous Tax Revenue		Local Municipal Purpose Taxes	.37 1,140,000.00	
Human Resources	46,478.00	State Aid Revenues	449,891.53	Veteran & Senior Citizen Taxes		
Elections		Federal Aid Revenues		Total Taxes for Rate Computation	2.29 7,132,267.45	
General Administration (other)	383,545.00			Special District Taxes	205,457.00	
<b>JUDICIARY</b>		Sale of Acquired Property		Bank Corp. Taxes		
Municipal Courts	76,738.38	Other Miscellaneous Revenues	346,118.74	Added and Omitted Taxes	29,439.76	
<b>PUBLIC SAFETY</b>				Total Taxes Levied - ABSTRACT	7,299,614.21	
Fire Protection	2,201.00	Prior Years Surplus Appropriated	330,000.00	Total Taxes Billed	7,303,953.69	
Police Protection	833,270.09	REVENUES TOTAL	8,888,275.56	TAXES COLLECTED	6,837,352.16	
Civil Defense & Disaster Control	1,950.00	Reserve For Uncollected Taxes	361,998.32	Taxes Cancelled, Abated or Adjusted	152,846.02	
Environmental Inspection & Control	45,685.00			Transfer to Tax Title Liens or Foreclosed	10,153.33	
Other Public Safety		CAPITAL OUTLAY TOTAL	718,496.65	Ending Balance	303,602.18	
<b>PUBLIC WORKS</b>		Public Enterprises		<b>PRIOR YEARS TAXES OUTSTANDING</b>		
Streets and Drainage	288,759.33	Recreation-Culture	393,566.66	Beginning Balance	413,151.75	
Sewers and Sewage Processing	23,242.00	Public Works	263,187.88	Collected	358,528.81	
Garbage and Trash Disposal	223,000.00	Buildings and Grounds	61,742.11	Cancelled, Abated or Adjusted	861.42	
Public Buildings and Grounds	41,450.00	Library and Education		Transfers to Tax Title Liens or Foreclosed		
Other Public Works		Conservation		Ending Balance	53,761.52	
<b>HEALTH and WELFARE</b>		All Other		<b>TAX TITLE LIENS OUTSTANDING</b>		
Health Services Except Environmental	3,656.00			Beginning Balance	122,137.50	
Welfare-Public Assistance	21,100.00	<b>CAPITAL DEBT AUTHORIZED, ENDING BALANCE</b>		Transfer From Taxes	10,153.33	
Hospital, Clinics, First Aid		ISSUED AND UNISSUED	GROSS DEBT	Redeemed		
Animal, Insect, & Rodent Control		School	660,000	Cancelled, Abated or Adjusted		
Other Welfare Services		Self-Liquidating		Transfers to Foreclosed Property		
<b>RECREATION and CONSERVATION</b>		Other	1,247,758	Ending Balance	132,290.83	
Beaches and Boardwalks		Total	1,907,758	<b>PROPERTY ACQUIRED BY DEED OR FORECLOSURE</b>		
Parks, Playgrounds, Shade Trees	100.00	<b>ISSUED AND OUTSTANDING</b>		Beginning Balance	8,750.22	
Land Reclamation & Conservation	2,018.15	School	660,000.00	Transfers From Taxes or Liens		
Other Recreational Services	16,200.00	Self-Liquidating		Sale for Cash		
<b>EDUCATION (excluding schools)</b>		Other	717,464.72	Cancelled, Abated or Adjusted		
Libraries	1,500.00	Total	1,377,464.72	Ending Balance	8,750.22	
Other Educational Services		<b>EQUALIZED VALUATION BASIS FOR NET DEBT COMPUTATION</b>		<b>CURRENT FINANCES ENDING BALANCE</b>		
<b>STATUTORY EXPENDITURES</b>				<b>ASSETS</b>		
Pensions & F. I. C. A.	131,500.00	<b>REAL PROPERTY VALUATIONS</b>		Cash	1,700,333.49	
Employee Fringe Benefits	163,000.00	Code	Class	# of Parcels	% VAL'N	ASSESSED VALUATION
Other Statutory Expenditures	15,000.00	1	Vacant Land	177	2.42	7,269,400.00
<b>MUNICIPAL FUNCTIONS</b>		2	Residential	2186	72.24	217,305,100.00
CAPITAL IMPROVEMENTS	26,000.00	3	Farm	14	.28	829,900.00
<b>DEBT SERVICE</b>		4a	Commercial	59	12.95	38,946,700.00
Principal Payments	58,602.66	4b	Industrial	10	1.86	5,603,800.00
Interest Payments	684.00	4c	Apartments	6	10.26	30,861,700.00
<b>DEFERRED CHARGES</b>		Total	2452			300,816,600.00
SCHOOL, COUNTY, SPECIAL DISTRICT TAXES	80,164.36	Land Area 2.86 Sq. Miles				
RESERVE FOR UNCOLLECTED TAXES	6,130,174.45	Net Valuation Taxable-Municipal		301,847,051		
EXPENDITURES TOTAL	9,074,222.74	Net Valuation Taxable-County		313,595,988		
		State Equalized Valuation		307,080,507		
		State Equalization Ratio		98.29		
				<b>LIABILITIES, RESERVES, AND SURPLUS</b>		
				Cash Liabilities	1,251,012.62	
				Reserves for Receivables	613,372.03	
				Surplus	463,240.87	
				Total	2,327,625.52	

\*Includes County Health Service Taxes or County Open Space Tax. See Table 13

1205  
 Population 1990 88,680  
 Population 1994 92,174  
 S & P Rating A+  
 Moody Rating AAA

General Tax Rate Per \$100 1.96  
 State Equalized Tax Rate 1.96

EDISON TOWNSHIP - MIDDLESEX COUNTY  
 Form of Government:  
 Mayor-Council Plan E (OMCL 50)  
 Number of Members on Governing Body - 7

PER CAPITA: PER CENT:  
 Gross Debt 1,356.04 Gross Debt 1.77  
 Net Debt 992.56 Net Debt 1.30  
 Debt Service 92.68 Tax Levy Collected 96.97  
 Total Tax Levy 1,509.35 Tax Levy Cancelled, Abated or Adjusted .21  
 Municipal Expenditures 653.51

EXPENDITURES-CURRENT YEAR		REVENUES REALIZED-CURRENT YEAR		PROPERTY TAXES-CURRENT YEAR			
<b>GENERAL GOVERNMENT</b>		<b>REVENUES REALIZED-CURRENT YEAR</b>		<b>STATE EQUALIZED TAX RATE 1.78</b>			
Governing Body & Public Boards	213,437.13	Property Taxes Collected	130,523,373.58	Local District School Taxes	80,560,600.50		
Municipal Clerk	179,263.14	Payments in Lieu of Taxes	40,444.69	Regional & Consolidated School Tax			
Financial Administration	799,408.84	Delinquent Tax & Lien Collections	4,016,225.69	School Taxes In Municipal Budget	-06 4,137,115.00		
Assessment of Taxes	206,353.00	Business Personalty Replacement Taxes	1,328,231.00	County Taxes	-43 * 29,353,117.78		
Collection of Taxes	170,783.80	Taxes from Public Utilities	16,528,848.00	County Library Taxes			
Planning, Housing & Development	190,081.47	Other Miscellaneous Tax Revenues		Local Municipal Purpose Taxes	.28 19,229,329.06		
Human Resources	712,008.78	State Aid Revenues	3,943,275.62	Veteran & Senior Citizen Taxes	545,000.00		
Elections		Federal Aid Revenues		Total Taxes for Rate Computation	1.95 133,825,162.34		
General Administration (other)	2,193,884.18			Special District Taxes	5,322,370.08		
<b>JUDICIARY</b>		Sale of Acquired Property		Bank Corp. Taxes			
Municipal Courts	403,260.00	Other Miscellaneous Revenues	6,682,424.01	Added end Omitted Taxes	519,967.00		
<b>PUBLIC SAFETY</b>		Total	163,062,822.59	Total Taxes Levied - ABSTRACT	139,122,499.42		
Fire Protection	8,347,716.00	Prior Years Surplus Appropriated	5,112,500.00	Total Taxes Billed	134,602,160.16		
Police Protection	12,709,684.00	REVENUES TOTAL	168,175,322.59	TAXES COLLECTED	130,523,373.58		
Civil Defense & Disaster Control	9,850.00	Reserve For Uncollected Taxes	5,490,000.00	Taxes Cancelled, Abated or Adjusted	282,077.65		
Environmental Inspection & Control	757,275.00	<b>CAPITAL OUTLAY TOTAL 2,469,618.84</b>		Transfer to Tax Title Liens or Foreclosed	195,118.68		
Other Public Safety		Public Enterprises	1,316,221.59	Ending Balance	3,601,590.25		
<b>PUBLIC WORKS</b>		Recreation-Culture	7,804.08	<b>PRIOR YEARS TAXES OUTSTANDING</b>			
Streets and Drainage	2,628,907.89	Public Works	217,333.99	Beginning Balance	4,779,958.00		
Sewers and Sewage Processing		Buildings and Grounds	928,259.18	Collected	3,535,616.06		
Garbage and Trash Disposal	848,309.28	Library and Education		Cancelled, Abated or Adjusted	164,047.74		
Public Buildings and Grounds	1,147,093.14	Conservation		Transfers to Tax Title Liens or Foreclosed	171,180.33		
Other Public Works	340,640.24	All Other		Ending Balance	909,113.87		
<b>HEALTH and WELFARE</b>		<b>CAPITAL DEBT AUTHORIZED, ENDING BALANCE</b>		<b>TAX TITLE LIENS OUTSTANDING</b>			
Health Services Except Environmental	1,023,730.68	ISSUED AND UNISSUED	GROSS DEBT	NET DEBT			
Welfare-Public Assistance	242,319.00	School	27,684,278		1,104,445.00		
Hospital, Clinics, First Aid		Self-Liquidating	5,819,450		366,299.01		
Animal, Insect, & Rodent Control		Other	91,487,894		480,609.63		
Other Welfare Services		Total	124,991,622		91,487,894		
<b>RECREATION and CONSERVATION</b>		<b>ISSUED AND OUTSTANDING</b>		<b>PROPERTY ACQUIRED BY DEED OR FORECLOSURE</b>			
Beaches and Boardwalks		School	24,684,278.00	Beginning Balance	267,229.50		
Parks, Playgrounds, Shade Trees	916,292.00	Self-Liquidating	705,000.00	Transfers From Taxes or Liens			
Land Reclamation & Conservation	220,943.72	Other	82,741,000.00	Sale for Cash			
Other Recreational Services	1,185,124.00	Total	108,130,278.00	Cancelled, Abated or Adjusted			
<b>EDUCATION (excluding schools)</b>		<b>EQUALIZED VALUATION BASIS FOR NET DEBT COMPUTATION 7,051,352,838</b>		<b>ENDING BALANCE 267,229.50</b>			
Libraries	2,402,870.63	<b>REAL PROPERTY VALUATIONS</b>		<b>CURRENT FINANCES ENDING BALANCE</b>			
Other Educational Services		Code	Class	# of Parcels	% VAL'N	ASSETS	
<b>STATUTORY EXPENDITURES</b>		1	Vacant Land	1719	3.30	Cash	46,241,802.04
Pensions & F. I. C. A.	3,427,235.91	2	Residential	22662	54.78	Taxes Receivable	4,510,704.12
Employee Fringe Benefits	4,898,270.78	3	Farm	6		Tax Title Liens	990,134.38
Other Statutory Expenditures		4a	Commercial	782	14.68	Foreclosed Property	267,229.50
<b>MUNICIPAL FUNCTIONS TOTAL 46,179,742.61</b>		4b	Industrial	314	20.60	Emergencies & Other Deferred Charges	271,347.00
<b>CAPITAL IMPROVEMENTS *MEMO*</b>		4c	Apartments	87	6.64	State and Federal Aid Receivable	
<b>DEBT SERVICE</b>		Total		25570		Other Receivables	1,982,504.58
Principal Payments	5,011,076.07	Land Area	30.65	Sq Miles		Total	54,263,721.62
Interest Payments	3,531,507.70	Net Valuation Taxable-Municipal	6,800,165,866			<b>LIABILITIES, RESERVES, AND SURPLUS</b>	
<b>TYPE I SCHL DEBT *MEMO 4,479,845.43</b>		Net Valuation Taxable-County	6,878,551,246			Cash Liabilities	38,944,809.39
<b>DEFERRED CHARGES 24,586.34</b>		State Equalized Valuation	6,817,121,297			Reserves for Receivables	6,396,303.33
SCHOOL, COUNTY, SPECIAL DISTRICT TAXES	119,373,203.36	State Equalization Ratio	99.75			Surplus	8,965,522.90
RESERVE FOR UNCOLLECTED TAXES	5,490,000.00					Total	54,306,635.62
EXPENDITURES TOTAL	179,610,116.08						

0107

Population 1990 4,583  
 Population 1994 4,553  
 S & P Rating A-  
 Moody Rating AAA

General Tax Rate Per \$100. 3.62  
 State Equalized Tax Rate 3.25

**EGG HARBOR CITY - ATLANTIC COUNTY**  
 Form of Government:  
**Special Charter (P.L. 1858 c. 152)**  
 Number of Members on Governing Body - 9

PER CAPITA: PER CENT:  
 Gross Debt 3,438.42 Gross Debt 11.36  
 Net Debt 1,658.39 Net Debt 5.48  
 Debt Service 102.71 Tax Levy Collected 90.81  
 Total Tax Levy 1,012.40 Tax Levy Cancelled, Abated or Adjusted  
 Municipal Expenditures 818.62

EXPENDITURES-CURRENT YEAR		REVENUES REALIZED-CURRENT YEAR		PROPERTY TAXES-CURRENT YEAR	
<b>GENERAL GOVERNMENT</b>		<b>REVENUES REALIZED-CURRENT YEAR</b>		<b>PROPERTY TAXES-CURRENT YEAR</b>	
Governing Body & Public Boards	15,600.00	Property Taxes Collected	4,186,997.00	STATE EQUALIZED TAX RATE	
Municipal Clerk	10,194.00	Payments in Lieu of Taxes		Local District School Taxes	.84 1,185,496.50
Financial Administration	132,213.00	Delinquent Tax & Lien Collections	412,948.00	Regional & Consolidated School Tax	.60 858,250.59
Assessment of Taxes	42,648.00	Business Personality Replacement Taxes	62,001.00	School Taxes in Municipal Budget	
Collection of Taxes	30,200.00	Taxes from Public Utilities	242,490.00	County Taxes	.50 * 711,179.86
Planning, Housing & Development	23,254.00	Other Miscellaneous Tax Revenues		County Library Taxes	.03 48,643.14
Human Resources	44,080.00	State Aid Revenues	404,951.00	Local Municipal Purpose Taxes	1.27 1,796,099.00
Elections	3,705.00	Federal Aid Revenues		Veteran & Senior Citizen Taxes	
General Administration (other)	344,361.00			Total Taxes for Rate Computation	3.24 4,670,706.09
<b>JUDICIARY</b>				Special District Taxes	
Municipal Courts	83,977.00	Sale of Acquired Property		Bank Corp. Taxes	
<b>PUBLIC SAFETY</b>		Other Miscellaneous Revenues	560,233.00	Added and Omitted Taxes	
Fire Protection	26,064.00			Total Taxes Levied - ABSTRACT	3,209.00
Police Protection	1,033,791.00	Prior Years Surplus Appropriated	368,000.00	Total Taxes Billed	4,609,465.09
Civil Defense & Disaster Control	2,100.00	REVENUES TOTAL	6,237,620.00	TAXES COLLECTED	4,186,997.00
Environmental Inspection & Control	35,974.00	Reserve For Uncollected Taxes	390,196.00	Taxes Cancelled, Abated or Adjusted	
Other Public Safety		CAPITAL OUTLAY TOTAL	578,605.00	Transfer to Tax Title Liens or Foreclosed	69,610.00
<b>PUBLIC WORKS</b>				Ending Balance	354,060.00
Streets and Drainage	70,300.00	Public Enterprises	361,066.00	<b>PRIOR YEARS TAXES OUTSTANDING</b>	
Sewers and Sewage Processing		Recreation-Culture		Beginning Balance	331,305.00
Garbage and Trash Disposal	250,020.00	Public Works		Collected	327,824.00
Public Buildings and Grounds	90,720.00	Buildings and Grounds	217,539.00	Cancelled, Abated or Adjusted	
Other Public Works	211,639.00	Library and Education		Transfers to Tax Title Liens or Foreclosed	3,481.00
<b>HEALTH and WELFARE</b>		Conservation		Ending Balance	
Health Services Except Environmental		All Other		TAX TITLE LIENS OUTSTANDING	
Welfare-Public Assistance	5,583.00	<b>CAPITAL DEBT AUTHORIZED, ENDING BALANCE</b>		Beginning Balance	453,119.00
Hospital, Clinics, First Aid		ISSUED AND UNISSUED	GROSS DEBT	Transfer From Taxes	73,691.00
Animal, Insect, & Rodent Control	7,200.00	School	4,407,947	Redeemed	85,124.00
Other Welfare Services		Self-Liquidating	6,712,175	Cancelled, Abated or Adjusted	
<b>RECREATION and CONSERVATION</b>		Other	4,535,000	Transfers to Foreclosed Property	
Beeches and Boardwalks		Total	15,655,122	Ending Balance	441,686.00
Parks, Playgrounds, Shade Trees	30,300.00	<b>ISSUED AND OUTSTANDING</b>		PROPERTY ACQUIRED BY DEED OR	
Land Reclamation & Conservation	4,461.00	School	6,392,102.00	FORECLOSURE	
Other Recreational Services	2,502.00	Self-Liquidating	6,324,175.00	Beginning Balance	100,632.00
<b>EDUCATION (excluding schools)</b>		Other	3,898,000.00	Transfers From Taxes or Liens	
Libraries		Total	14,614,277.00	Sale for Cash	
Other Educational Services		<b>EQUALIZED VALUATION BASIS</b>		Cancelled, Abated or Adjusted	
<b>STATUTORY EXPENDITURES</b>		<b>FOR NET DEBT COMPUTATION</b>		Ending Balance	100,632.00
Pensions & F. I. C. A.	150,074.00	<b>REAL PROPERTY VALUATIONS</b>		<b>CURRENT FINANCES ENDING BALANCE</b>	
Employee Fringe Benefits	196,874.00	Code	Class	# of Parcels	% VAL'N
Other Statutory Expenditures	3,000.00	1	Vacant Land	788	2.07
<b>MUNICIPAL FUNCTIONS</b>		2	Residential	1214	70.53
CAPITAL IMPROVEMENTS	21,500.00	3	Farm		
<b>DEBT SERVICE</b>		4e	Commercial	155	18.72
Principal Payments	279,000.00	4b	Industrial	13	4.09
Interest Payments	188,645.00	4c	Apartments	12	4.59
<b>TYPE I SCHL DEBT *MEMO</b>		Total	2182		
DEFERRED CHARGES	18,495.00	Land Area	10.89	Sq. Miles	
SCHOOL, COUNTY, SPECIAL DISTRICT TAXES	2,810,157.09	Net Valuation Taxable-Municipal		127,277,844	
RESERVE FOR UNCOLLECTED TAXES	390,196.00	Net Valuation Taxable-County		141,000,357	
EXPENDITURES TOTAL	6,537,327.09	State Equalized Valuation		141,421,802	
		State Equalization Ratio		89.66	

\* ABOVE DEBT SERVICE INCLUDES TYPE I SCHOOL DEBT

\*Includes County Health Service Taxes or County Open Specie Tax. See Table 13.

0108  
 Population 1990 24,544  
 Population 1994 25,691  
 S & P Rating  
 Moody Rating A

General Tax Rate Per \$100. 2.78  
 State Equalized Tax Rate 1.87

**EGG HARBOR TOWNSHIP - ATLANTIC CO.**  
 Form of Government:  
**Township Committee**  
 Number of Members on Governing Body - 5

PER CAPITA:  
 Gross Debt 2,148.03  
 Net Debt 390.02  
 Debt Service 38.12  
 Total Tax Levy 1,100.67  
 Municipal Expenditures 706.82

PER CENT:  
 Gross Debt 3.82  
 Net Debt .69  
 Tax Levy Collected 92.71  
 Tax Levy Cancelled, Abated or Adjusted

EXPENDITURES-CURRENT YEAR		REVENUES REALIZED-CURRENT YEAR		PROPERTY TAXES-CURRENT YEAR	
<b>GENERAL GOVERNMENT</b>		<b>REVENUES REALIZED-CURRENT YEAR</b>		<b>PROPERTY TAXES-CURRENT YEAR</b>	
Governing Body & Public Boards	76,963.00	Property Taxes Collected	26,217,134.00	STATE EQUALIZED TAX RATE	1.13
Municipal Clerk	265,300.00	Payments in Lieu of Taxes		Local District School Taxes	16,913,717.00
Financial Administration	227,744.00	Delinquent Tax & Lien Collections	1,969,232.00	Regional & Consolidated School Tax	
Assessment of Taxes	632,880.00	Business Personality Replacement Taxes	115,564.00	School Taxes in Municipal Budget	
Collection of Taxes	225,450.00	Taxes from Public Utilities	5,992,749.00	County Taxes	7,197,289.39 *
Planning, Housing & Development	165,479.00	Other Miscellaneous Tax Revenues		County Library Taxes	501,086.45
Human Resources	247,803.00	State Aid Revenues	1,467,016.00	Local Municipal Purpose Taxes	3,347,392.00
Elections	12,450.00	Federal Aid Revenues		Veteran & Senior Citizen Taxes	122,500.00
General Administration (other)	1,461,913.00			Total Taxes for Rate Computation	28,081,984.84
<b>JUDICIARY</b>		Sale of Acquired Property		Special District Taxes	
Municipal Courts	285,038.00	Other Miscellaneous Revenues	4,612,343.00	Bank Corp. Taxes	
<b>PUBLIC SAFETY</b>				Added and Omitted Taxes	317,794.00
Fire Protection	430,923.00	Total	40,374,038.00	Total Taxes Levied - ABSTRACT	28,277,278.84
Police Protection	4,418,430.00	Prior Years Surplus Appropriated	2,252,135.00	Total Taxes Billed	28,277,279.00
Civil Defense & Disaster Control	6,000.00	<b>REVENUES</b>	<b>42,626,173.00</b>	<b>TAXES COLLECTED</b>	<b>26,217,134.00</b>
Environmental Inspection & Control	587,411.00	Reserve For Uncollected Taxes	2,513,134.00	Taxes Cancelled, Abated or Adjusted	
Other Public Safety		<b>CAPITAL OUTLAY</b>	<b>2,143,682.00</b>	Transfer to Tax Title Liens or Foreclosed	
<b>PUBLIC WORKS</b>		<b>TOTAL</b>	<b>2,143,682.00</b>	Ending Balance	2,060,145.00
Streets and Drainage	749,539.00	Public Enterprises		<b>PRIOR YEARS TAXES OUTSTANDING</b>	
Sewers and Sewage Processing	1,460,576.00	Recreation-Culture	28,566.00	Beginning Balance	2,632,004.00
Garbage and Trash Disposal		Public Works	449,380.00	Collected	1,798,166.00
Public Buildings and Grounds	359,154.00	Buildings and Grounds	1,662,524.00	Cancelled, Abated or Adjusted	
Other Public Works	237,150.00	Library and Education	3,212.00	Transfers to Tax Title Liens or Foreclosed	
<b>HEALTH and WELFARE</b>		Conservation		Ending Balance	833,838.00
Health Services Except Environmental		All Other		<b>TAX TITLE LIENS OUTSTANDING</b>	
Welfare-Public Assistance	80,405.00			Beginning Balance	762,128.00
Hospital, Clinics, First Aid		<b>CAPITAL DEBT AUTHORIZED, ENDING BALANCE</b>		Transfer From Taxes	
Animal, Insect, & Rodent Control		<b>ISSUED AND UNISSUED</b>	<b>GROSS DEBT</b>	Redeemed	171,066.00
Other Welfare Services		School	45,165,000	Cancelled, Abated or Adjusted	
<b>RECREATION and CONSERVATION</b>		Self-Liquidating		Transfers to Foreclosed Property	
Beaches and Boardwalks		Other	10,020,026	Ending Balance	591,062.00
Parks, Playgrounds, Shade Trees		Total	55,185,026	PROPERTY ACQUIRED BY DEED OR	
Land Reclamation & Conservation	235,257.00	<b>ISSUED AND OUTSTANDING</b>		<b>FORECLOSURE</b>	
Other Recreational Services	152,852.00	School	45,165,000.00	Beginning Balance	1,642,685.00
<b>EDUCATION (excluding schools)</b>		Self-Liquidating		Transfers From Taxes or Liens	
Libraries		Other	9,387,286.00	Sale for Cash	
Other Educational Services		Total	54,552,286.00	Cancelled, Abated or Adjusted	
<b>STATUTORY EXPENDITURES</b>		<b>EQUALIZED VALUATION BASIS</b>		Ending Balance	1,642,685.00
Pensions & F. I. C. A.	734,380.00	<b>FOR NET DEBT COMPUTATION</b>	<b>1,444,891,877</b>	<b>CURRENT FINANCES ENDING BALANCE</b>	
Employee Fringe Benefits	1,485,000.00	<b>REAL PROPERTY VALUATIONS</b>		<b>ASSETS</b>	
Other Statutory Expenditures	28,000.00	Code Class # of Parcels % VAL'N	<b>ASSESSED VALUATION</b>	Cash	8,332,183.00
<b>MUNICIPAL FUNCTIONS</b>		1 Vacant Land 5827 10.51	134,277,385.00	Taxes Receivable	2,893,983.00
CAPITAL IMPROVEMENTS	14,566,097.00	2 Residential 7809 55.80	553,545,770.00	Tax Title Liens	591,062.00
<b>DEBT SERVICE</b>		3 Farm 63 .23	2,263,400.00	Foreclosed Property	1,642,685.00
Principal Payments	663,853.00	4a Commercial 758 32.74	324,763,580.00	Emergencies & Other Deferred Charges	705,500.00
Interest Payments	315,377.00	4b Industrial		State and Federal Aid Receivable	664,400.00
<b>DEFERRED CHARGES</b>		4c Apartments 17 .71	7,085,000.00	Other Receivables	105,297.00
SCHOOL, COUNTY, SPECIAL DISTRICT TAXES	100,500.00	Total 14674	991,935,135.00	Total	14,935,110.00
RESERVE FOR UNCOLLECTED TAXES	24,612,092.84	Land Area 67.94 Sq Miles		<b>LIABILITIES, RESERVES, AND SURPLUS</b>	
<b>EXPENDITURES</b>	<b>42,771,053.84</b>	Net Valuation Taxable-Municipal	1,005,363,549	Cash Liabilities	5,334,858.00
		Net Valuation Taxable-County	1,452,483,903	Reserves for Receivables	5,221,756.00
		State Equalized Valuation	1,486,234,852	Surplus	4,378,496.00
		State Equalization Ratio	67.35	Total	14,935,110.00

\*Includes County Health Service Taxes or County Open Space Tax. See Table 13.

2004

Population 1990 110,002  
 Population 1994 110,452  
 S & P Rating AAA  
 Moody Rating AAA

General Tax Rate Per \$100. 10.05  
 State Equalized Tax Rate 3.00

**ELIZABETH CITY - UNION COUNTY**  
 Form of Government:  
**Mayor-Council Plan F (OMCL 50)**  
 Number of Members on Governing Body - 9

PER CAPITA: Gross Debt 1,407.85  
 Net Debt 933.61  
 Debt Service 103.17  
 Total Tax Levy 835.24  
 Municipal Expenditures 873.91

PER CENT: Gross Debt 4.74  
 Net Debt 3.14  
 Tax Levy Collected 92.79  
 Tax Levy Cancelled, Abated or Adjusted .38

EXPENDITURES-CURRENT YEAR		REVENUES REALIZED-CURRENT YEAR		PROPERTY TAXES-CURRENT YEAR	
<b>GENERAL GOVERNMENT</b>				<b>STATE EQUALIZED TAX RATE</b>	
Governing Body & Public Boards	412,921.00	Property Taxes Collected	87,278,931.29	Local District School Taxes	1.23 37,892,710.00
Municipal Clerk	185,572.00	Payments in Lieu of Taxes	1,561,569.22	Regional & Consolidated School Tax	
Financial Administration	1,676,016.00	Delinquent Tax & Lien Collections	6,008,793.62	School Taxes in Municipal Budget	.05 1,591,614.00
Assessment of Taxes		Business Personality Replacement Taxes		County Taxes	.47 * 14,454,789.09
Collection of Taxes	217,487.00	Taxes from Public Utilities	12,531,689.38	County Library Taxes	
Planning, Housing & Development	853,768.00	Other Miscellaneous Tax Revenues	1,215,858.37	Local Municipal Purpose Taxes	1.24 38,156,589.09
Human Resources	5,260,790.47	State Aid Revenues	22,234,909.05	Veteran & Senior Citizen Taxes	480,450.00
Elections	33,500.00	Federal Aid Revenues		Total Taxes for Rate Computation	2.99 92,576,152.18
General Administration (other)	3,841,776.61			Special District Taxes	155,809.00
<b>JUDICIARY</b>		Sale of Acquired Property		Bank Corp. Taxes	
Municipal Courts	738,559.00	Other Miscellaneous Revenues	14,836,637.10	Added and Omitted Taxes	2,340.00
<b>PUBLIC SAFETY</b>		Total	145,668,388.03	Total Taxes Levied - ABSTRACT	92,253,851.18
Fire Protection	13,268,554.72	Prior Years Surplus Appropriated	864,000.00	Total Taxes Billed	94,064,007.36
Police Protection	16,149,442.28	<b>REVENUES TOTAL</b>	146,532,388.03	<b>TAXES COLLECTED</b>	87,278,931.29
Civil Defense & Disaster Control	20,000.00	Reserve For Uncollected Taxes	6,850,000.00	Taxes Cancelled, Abated or Adjusted	360,816.16
Environmental Inspection & Control	703,680.53	<b>CAPITAL OUTLAY TOTAL</b>	8,900,162.94	Transfer to Tax Title Liens or Foreclosed	615,021.28
Other Public Safety				Ending Balance	5,809,238.63
<b>PUBLIC WORKS</b>		Public Enterprises	1,994,985.85	<b>PRIOR YEARS TAXES OUTSTANDING</b>	
Streets and Drainage	4,022,472.64	Recreation-Culture	481,468.85	Beginning Balance	5,930,594.68
Sewers and Sewage Processing	112,097.00	Public Works	899,119.79	Collected	5,257,267.15
Garbage and Trash Disposal	8,875,000.00	Buildings and Grounds	5,524,568.45	Cancelled, Abated or Adjusted	176,521.05
Public Buildings and Grounds	789,288.00	Library and Education		Transfers to Tax Title Liens or Foreclosed	40,256.65
Other Public Works	1,529,493.00	Conservation		Ending Balance	456,549.83
<b>HEALTH and WELFARE</b>		All Other		<b>TAX TITLE LIENS OUTSTANDING</b>	
Health Services Except Environmental	1,765,694.00			Beginning Balance	5,541,856.88
Welfare-Public Assistance	622,235.00	<b>CAPITAL DEBT AUTHORIZED, ENDING BALANCE</b>		Transfer From Taxes	662,588.17
Hospital, Clinics, First Aid		<b>ISSUED AND UNISSUED</b>		Redeemed	2,000,852.41
Animal, Insect, & Rodent Control		School	22,196,000	Cancelled, Abated or Adjusted	574,443.73
Other Welfare Services		Self-Liquidating	30,165,418	Transfers to Foreclosed Property	548,655.72
<b>RECREATION and CONSERVATION</b>		Other	103,138,452	Ending Balance	3,080,493.19
Beaches and Boardwalks		Total	155,499,870	103,119,452	
Perks, Playgrounds, Shade Trees	489,068.00	<b>ISSUED AND OUTSTANDING</b>		<b>PROPERTY ACQUIRED BY DEED OR FORECLOSURE</b>	
Land Reclamation & Conservation	26,905.03	School	19,396,000.00	Beginning Balance	1,872,960.00
Other Recreational Services	1,669,222.64	Self-Liquidating	26,337,798.00	Transfers From Taxes or Liens	548,655.72
<b>EDUCATION (excluding schools)</b>		Other	85,554,000.00	Sale for Cash	251,160.00
Libraries	2,475,000.00	Total	131,287,798.00	Cancelled, Abated or Adjusted	58,755.72
Other Educational Services		<b>EQUALIZED VALUATION BASIS</b>		Ending Balance	2,111,700.00
<b>STATUTORY EXPENDITURES</b>		<b>FOR NET DEBT COMPUTATION</b>	3,282,077,222	<b>CURRENT FINANCES ENDING BALANCE</b>	
Pensions & F. I. C. A.	2,461,647.31	<b>REAL PROPERTY VALUATIONS</b>		<b>ASSETS</b>	
Employee Fringe Benefits	8,556,531.96	Code Class # of Parcels % VAL'N		Cash	15,806,665.16
Other Statutory Expenditures	5,000.00	1 Vacant Land 745 2.06	18,690,500.00	Taxes Receivable	6,265,788.46
<b>MUNICIPAL FUNCTIONS TOTAL</b>	76,761,722.19	2 Residential 14106 51.24	464,132,300.00	Tax Title Liens	3,080,493.19
<b>CAPITAL IMPROVEMENTS *MEMO*</b>	5,000.00	3 Farm		Foreclosed Property	2,111,700.00
<b>DEBT SERVICE</b>		4e Commercial 1987 21.25	192,490,900.00	Emergencies & Other Deterred Charges	7,633.85
Principal Payments	5,990,000.00	4b Industrial 217 13.01	117,807,600.00	State and Federal Aid Receivable	231,166.04
Interest Payments	5,405,142.00	4c Apartments 595 12.44	112,666,400.00	Other Receivables	2,413,883.40
<b>TYPE I SCHL DEBT *MEMO*</b>	3,681,026.00	Total	905,787,700.00	Total	29,917,330.10
<b>DEFERRED CHARGES</b>	1,518,153.85	Land Area 11.69 Sq. Miles		<b>LIABILITIES, RESERVES, AND SURPLUS</b>	
<b>SCHOOL, COUNTY, SPECIAL DISTRICT TAXES</b>	54,094,922.09	Net Valuation Taxable-Municipal	915,834,390	Cash Liabilities	10,227,100.43
<b>RESERVE FOR UNCOLLECTED TAXES</b>	6,850,000.00	Net Valuation Taxable-County	3,240,446,120	Reserves for Receivables	13,871,865.05
<b>EXPENDITURES TOTAL</b>	150,619,940.13	State Equalized Valuation	3,045,566,973	Surplus	5,818,364.62
		State Equalization Ratio	29.84	Total	29,917,330.10

\* ABOVE DEBT SERVICE INCLUDES TYPE I SCHOOL DEBT

†Includes County Health Service Taxes or County Open Space Tax. See Table 13.

0804

Population 1990 3,806  
 Population 1994 3,864  
 S & P Rating  
 Moody Rating

General Tax Rate Per \$100. 3.94  
 State Equalized Tax Rate 2.43

**ELK TOWNSHIP - GLOUCESTER COUNTY**  
 Form of Government:  
**Township Committee**  
 Number of Members on Governing Body - 3

PER CAPITA:  
 Gross Debt 2,209.35  
 Net Debt 100.39  
 Debt Service 28.94  
 Total Tax Levy 808.78  
 Municipal Expenditures 572.82

PER CENT:  
 Gross Debt 6.73  
 Net Debt .31  
 Tax Levy Collected 89.10  
 Tax Levy Cancelled, Abated or Adjusted .25

EXPENDITURES-CURRENT YEAR		REVENUES REALIZED-CURRENT YEAR		PROPERTY TAXES-CURRENT YEAR	
<b>GENERAL GOVERNMENT</b>				<b>STATE EQUALIZED TAX RATE</b>	
Governing Body & Public Boards		Property Taxes Collected	2,784,454.29	Local District School Taxes	.33 682,174.00
Municipal Clerk		Payments in Lieu of Taxes		Regional & Consolidated School Tax	.61 779,419.28
Financial Administration	38,000.00	Delinquent Tax & Lien Collections	346,601.75	School Taxes in Municipal Budget	
Assessment of Taxes	98,243.50	Business Personally Replacement Taxes	19,123.16	County Taxes	.63 * 805,037.57
Collection of Taxes	22,637.50	Taxes from Public Utilities	294,704.00	County Library Taxes	.04 50,520.52
Planning, Housing & Development	20,081.00	Other Miscellaneous Tax Revenues		Local Municipal Purpose Taxes	.61 779,000.00
Human Resources	73,700.25	State Aid Revenues	311,330.08	Veteran & Senior Citizen Taxes	
Elections	2,607.00	Federal Aid Revenues		Total Taxes for Rate Computation	2.42 3,132,031.37
General Administration (other)	177,609.00			Special District Taxes	
<b>JUDICIARY</b>		Sale of Acquired Property		Bank Corp. Taxes	
Municipal Courts	62,928.00	Other Miscellaneous Revenues	237,656.09	Added and Omitted Taxes	28,965.25
<b>PUBLIC SAFETY</b>		Total	3,993,869.37	Total Taxes Levied - ABSTRACT	3,125,116.62
Fire Protection	63,992.60	Prior Years Surplus Appropriated	236,475.42	Total Taxes Billed	3,125,116.62
Police Protection	402,321.23	REVENUES TOTAL	4,230,344.79	TAXES COLLECTED	2,784,454.29
Civil Defense & Disaster Control	1,000.00	Reserve For Uncollected Taxes	379,407.50	Taxes Cancelled, Abated or Adjusted	7,824.38
Environmental Inspection & Control	38,162.00			Transfer to Tax Title Liens or Foreclosed	26,480.70
Other Public Safety		<b>CAPITAL OUTLAY TOTAL</b>	<b>720.00</b>	Ending Balance	306,357.25
<b>PUBLIC WORKS</b>				<b>PRIOR YEARS TAXES OUTSTANDING</b>	
Streets and Drainage	197,792.23	Public Enterprises		Beginning Balance	357,169.63
Sewers and Sewage Processing		Recreation-Culture		Collected	322,778.50
Garbage and Trash Disposal	264,650.00	Public Works		Cancelled, Abated or Adjusted	
Public Buildings and Grounds	63,850.00	Buildings and Grounds	720.00	Transfers to Tax Title Liens or Foreclosed	10,491.42
Other Public Works		Library and Education		Ending Balance	23,899.71
<b>HEALTH and WELFARE</b>		Conservation		<b>TAX TITLE LIENS OUTSTANDING</b>	
Health Services Except Environmental	7,164.00	All Other		Beginning Balance	92,282.59
Welfare-Public Assistance	4,938.00			Transfer From Taxes	38,416.38
Hospital, Clinics, First Aid		<b>CAPITAL DEBT AUTHORIZED, ENDING BALANCE</b>		Redeemed	23,823.25
Animal, Insect, & Rodent Control	200.00	<b>ISSUED AND UNISSUED</b>		Cancelled, Abated or Adjusted	
Other Welfare Services		School	8,149,013	Transfers to Foreclosed Property	
<b>RECREATION and CONSERVATION</b>		Self-Liquidating		Ending Balance	106,875.72
Beaches and Boardwalks		Other	387,925	<b>PROPERTY ACQUIRED BY DEED OR FORECLOSURE</b>	
Parks, Playgrounds, Shade Trees		Total	8,536,939	Beginning Balance	256,204.00
Land Reclamation & Conservation	3,479.41	<b>ISSUED AND OUTSTANDING</b>		Transfers From Taxes or Liens	
Other Recreational Services	12,000.00	School	8,149,013.91	Sale for Cash	
<b>EDUCATION (excluding schools)</b>		Self-Liquidating		Cancelled, Abated or Adjusted	
Libraries		Other	378,994.66	Ending Balance	256,204.00
Other Educational Services		Total	8,528,008.57	<b>CURRENT FINANCES ENDING BALANCE</b>	
<b>STATUTORY EXPENDITURES</b>		<b>EQUALIZED VALUATION BASIS FOR NET DEBT COMPUTATION</b>		<b>ASSETS</b>	
Pensions & F. L. C. A.	93,700.00	<b>REAL PROPERTY VALUATIONS</b>		Cash	877,247.57
Employee Fringe Benefits	63,635.00	Code Class # of Parcels % VALN		Taxes Receivable	330,256.96
Other Statutory Expenditures	1,000.00	1 Vacant Land 495 4.14	3,232,000.00	Tax Title Liens	106,875.72
<b>MUNICIPAL FUNCTIONS</b>		2 Residential 1075 74.72	58,339,900.00	Foreclosed Property	256,204.00
<b>CAPITAL IMPROVEMENTS</b>		3 Farm 380 13.39	10,451,800.00	Emergencies & Other Deferred Charges	80,000.00
<b>DEBT SERVICE</b>		4a Commercial 33 7.28	5,684,800.00	State and Federal Aid Receivable	
Principal Payments	85,659.14	4b Industrial 1 .47	369,500.00	Other Receivables	110,070.84
Interest Payments	26,160.43	4c Apartments		Total	1,760,655.09
<b>DEFERRED CHARGES</b>		Total 1984	78,078,000.00	<b>LIABILITIES, RESERVES, AND SURPLUS</b>	
SCHOOL, COUNTY, SPECIAL DISTRICT TAXES	8,460.00	Land Area 19.60 Sq. Miles		Cash Liabilities	534,725.52
RESERVE FOR UNCOLLECTED TAXES	2,317,151.37	Net Valuation Taxable-Municipal	78,769,633	Reserves for Receivables	803,407.52
<b>EXPENDITURES TOTAL</b>	<b>4,530,529.16</b>	Net Valuation Taxable-County	130,330,419	Surplus	422,522.05
		State Equalized Valuation	127,544,598	Total	1,760,655.09
		State Equalization Ratio	61.55		

\*Includes County Health Service Taxes or County Open Space Tax. See Table 13.

1702

Population 1990 1,571  
 Population 1994 1,522  
 S & P Rating  
 Moody Rating

General Tax Rate Per \$100. 2.68  
 State Equalized Tax Rate 2.37

**ELMER BOROUGH - SALEM COUNTY**  
 Form of Government:  
**Borough Council**  
 Number of Members on Governing Body - 6

PER CAPITA: PER CENT:  
 Gross Debt 255.62 Gross Debt .63  
 Net Debt 201.61 Net Debt .54  
 Debt Service 30.15 Tax Levy Collected 91.63  
 Total Tax Levy 989.43 Tax Levy Cancelled, Abated  
 Municipal Expenditures 554.78 or Adjusted

EXPENDITURES-CURRENT YEAR		REVENUES REALIZED-CURRENT YEAR			PROPERTY TAXES-CURRENT YEAR	
<b>GENERAL GOVERNMENT</b>		<b>REVENUES REALIZED-CURRENT YEAR</b>			<b>STATE EQUALIZED TAX RATE</b>	
Governing Body & Public Boards		Property Taxes Collected		Local District School Taxes	1.17	744,807.00
Municipal Clerk		Payments in Lieu of Taxes	1,380,515.00	Regional & Consolidated School Tax		
Financial Administration	28,260.00	Delinquent Tax & Lien Collections	166,628.00	School Taxes in Municipal Budget		
Assessment of Taxes	7,200.00	Business Personalty Replacement Taxes	17,679.00	County Taxes	.78 *	496,798.72
Collection of Taxes	8,130.00	Taxes from Public Utilities	56,894.00	County Library Taxes		
Planning, Housing & Development	2,350.00	Other Miscellaneous Tax Revenues		Local Municipal Purpose Taxes	.41	263,015.00
Human Resources	28,095.00	State Aid Revenues	251,105.00	Veteran & Senior Citizen Taxes		21,400.00
Elections	5.00	Federal Aid Revenues		Total Taxes for Rate Computation	2.36	1,526,020.72
General Administration (other)	113,834.00			Special District Taxes		
<b>JUDICIARY</b>		Sale of Acquired Property		Bank Corp. Taxes		
Municipal Courts	28,300.00	Other Miscellaneous Revenues	116,745.00	Added and Omitted Taxes		1,294.00
<b>PUBLIC SAFETY</b>				Total Taxes Levied - ABSTRACT		1,505,914.72
Fire Protection	35,079.00	Prior Years Surplus Appropriated	65,000.00	Total Taxes Billed		1,506,680.00
Police Protection	95,190.00	REVENUES TOTAL	2,054,566.00	TAXES COLLECTED		1,380,515.00
Civil Defense & Disaster Control	1,900.00	Reserve For Uncollected Taxes	181,722.00	Taxes Cancelled, Abated or Adjusted		
Environmental Inspection & Control	9,400.00			Transfer to Tax Title Liens or Foreclosed		1,107.00
Other Public Safety		<b>CAPITAL OUTLAY TOTAL</b>	<b>140,841.00</b>	Ending Balance		125,058.00
<b>PUBLIC WORKS</b>				<b>PRIOR YEARS TAXES OUTSTANDING</b>		
Streets and Drednege	95,593.00	Public Enterprises		Beginning Balance		145,846.00
Sewers and Sewage Processing	18,000.00	Recreation-Culture		Collected		143,681.00
Garbage and Trash Disposal	75,000.00	Public Works	16,237.00	Cancelled, Abated or Adjusted		2,165.00
Public Buildings and Grounds	11,075.00	Buildings and Grounds	124,604.00	Transfers to Tax Title Liens or Foreclosed		
Other Public Works	5,357.00	Library and Education		Ending Balance		
<b>HEALTH and WELFARE</b>		Conservation		<b>TAX TITLE LIENS OUTSTANDING</b>		
Health Services Except Environmental	3,650.00	All Other		Beginning Balance		26,696.00
Welfare-Public Assistance	1,250.00			Transfer From Taxes		1,107.00
Hospital, Clinics, First Aid		<b>CAPITAL DEBT AUTHORIZED, ENDING BALANCE</b>		Redeemed		22,947.00
Animal, Insect, & Rodent Control	1,605.00	ISSUED AND UNISSUED		Cancelled, Abated or Adjusted		
Other Welfare Services		School		Transfers to Foreclosed Property		
<b>RECREATION and CONSERVATION</b>		Self-Liquidating	105,000	Ending Balance		4,856.00
Beeches and Boardwalks		Other	284,053	<b>PROPERTY ACQUIRED BY DEED OR</b>		
Perks, Playgrounds, Shede Trees	6,300.00	Total	389,053	<b>FORECLOSURE</b>		
Land Reclamation & Conservation	2,405.00			Beginning Balance		
Other Recreational Services	13,013.00	<b>ISSUED AND OUTSTANDING</b>		Transfers From Taxes or Liens		
<b>EDUCATION (excluding schools)</b>		School		Sale for Cash		
Libraries	500.00	Self-Liquidating		Cancelled, Abated or Adjusted		
Other Educational Services		Other		Ending Balance		
<b>STATUTORY EXPENDITURES</b>		Total		<b>CURRENT FINANCES ENDING BALANCE</b>		
Pensions & F. I. C. A.	18,650.00	<b>EQUALIZED VALUATION BASIS</b>		<b>ASSETS</b>		
Employee Fringe Benefits		<b>FOR NET DEBT COMPUTATION</b>		Cash		327,491.00
Other Statutory Expenditures	550.00		56,986,281	Taxes Receivable		125,058.00
<b>MUNICIPAL FUNCTIONS</b>		<b>REAL PROPERTY VALUATIONS</b>		Tax Title Liens		4,856.00
<b>CAPITAL IMPROVEMENTS</b>		Code Class # of Parcels % VAL'N		Foreclosed Property		
<b>DEBT SERVICE</b>				Emergencies & Other Delerred Charges		13,577.00
Principal Payments	37,000.00	1 Vacant Land 62 1.12	608,700.00	State and Federal Aid Receivable		75,126.00
Interest Payments	8,883.00	2 Residential 478 76.23	41,288,300.00	Other Receivables		168.00
<b>DEFERRED CHARGES</b>		3 Farm 23 .78	423,100.00	Total		546,276.00
SCHOOL, COUNTY, SPECIAL DISTRICT TAXES	1,241,605.72	4e Commercial 58 21.86	11,839,400.00	<b>LIABILITIES, RESERVES, AND SURPLUS</b>		
RESERVE FOR UNCOLLECTED TAXES	181,722.00	4b Industrial		Cash Liabilities		185,975.00
<b>EXPENDITURES</b>		4c Apartments		Reserves for Receivables		195,654.00
TOTAL	2,085,978.72	Total 621	56,159,500.00	Surplus		164,647.00
		Land Area .80 Sq Miles		Total		546,276.00
		Net Valuation Taxable-Municipal	56,171,116			
		Net Valuation Taxable-County	59,625,867			
		State Equalized Valuation	63,236,463			
		State Equalization Ratio	88.46			



\*Includes County Health Service Taxes or County Open Spece Tex. See Table 13.

0211

Population 1990 **17,623**  
 Population 1994 **17,998**  
 S & P Rating  
 Moody Rating **A1**

General Tax Rate Per \$100. **1.82**  
 State Equalized Tax Rate **1.94**

**ELMWOOD PARK BOROUGH - BERGEN CO.**

Form of Government:  
**Borough Council**  
 Number of Members on Governing Body - 6

PER CAPITA: Gross Debt **330.53** PER CENT: Gross Debt **.53**  
 Net Debt **313.31** Net Debt **.50**  
 Debt Service **44.14** Tax Levy Collected **96.74**  
 Total Tax Levy **1,213.50** Tax Levy Cancelled, Abated or Adjusted  
 Municipal Expenditures **910.40** **.30**

EXPENDITURES-CURRENT YEAR		REVENUES REALIZED-CURRENT YEAR		PROPERTY TAXES-CURRENT YEAR	
<b>GENERAL GOVERNMENT</b>		<b>PROPERTY TAXES COLLECTED</b>		<b>STATE EQUALIZED TAX RATE</b>	
Governing Body & Public Boards	22,700.00	Property Taxes Collected	21,217,917.34	Local District School Taxes	1.09
Municipal Clerk		Payments In Lieu of Taxes		Regional & Consolidated School Tax	
Financial Administration	26,500.00	Delinquent Tax & Lien Collections	435,701.00	School Taxes In Municipal Budget	
Assessment of Taxes	67,900.00	Business Personalty Replacement Taxes	422,264.00	County Taxes	.29 *
Collection of Taxes	124,613.00	Taxes from Public Utilities	857,447.00	County Library Taxes	
Planning, Housing & Development	19,114.00	Other Miscellaneous Tax Revenues		Local Municipal Purpose Taxes	.56
Human Resources	87,337.00	State Aid Revenues	1,747,096.00	Veteran & Senior Citizen Taxes	
Elections	5,200.00	Federal Aid Revenues		Total Taxes for Rate Computation	1.94
General Administration (other)	1,109,402.00			Special District Taxes	
<b>JUDICIARY</b>		<b>SALE OF ACQUIRED PROPERTY</b>		Bank Corp. Taxes	
Municipal Courts	121,910.00	Sale of Acquired Property	6,269,287.07	Added and Omitted Taxes	70,004.93
<b>PUBLIC SAFETY</b>		Other Miscellaneous Revenues		Total Taxes Levied - ABSTRACT	
Fire Protection	145,836.00		30,949,712.41	Total Taxes Billed	21,840,650.37
Police Protection	2,422,359.00	Prior Years Surplus Appropriated	546,080.00	<b>TAXES COLLECTED</b>	
Civil Defense & Disaster Control	500.00	REVENUES TOTAL	31,495,792.41	Taxes Cancelled, Abated or Adjusted	66,399.06
Environmental Inspection & Control	156,072.00	Reserve For Uncollected Taxes	707,006.00	Transfer to Tax Title Liens or Foreclosed	29,956.94
Other Public Safety		<b>CAPITAL OUTLAY TOTAL</b>		Ending Balance	
<b>PUBLIC WORKS</b>		Public Enterprises		PRIOR YEARS TAXES OUTSTANDING	
Streets and Drainage	560,971.00	Recreation-Culture	135,244.67	Beginning Balance	503,768.30
Sewers and Sewage Processing	6,490,249.00	Public Works	2,071,986.43	Collected	427,355.93
Garbage and Trash Disposal	1,121,405.00	Buildings and Grounds	459,929.48	Cancelled, Abated or Adjusted	
Public Buildings and Grounds	196,080.00	Library and Education		Transfers to Tax Title Liens or Foreclosed	
Other Public Works	45,000.00	Conservation		Ending Balance	76,412.37
<b>HEALTH and WELFARE</b>		All Other		<b>TAX TITLE LIENS OUTSTANDING</b>	
Health Services Except Environmental	171,832.00	<b>CAPITAL DEBT AUTHORIZED, ENDING BALANCE</b>		Beginning Balance	
Welfare-Public Assistance	32,635.00	ISSUED AND UNISSUED		Beginning Balance	
Hospital, Clinics, First Aid		GROSS DEBT		Transfer From Taxes	
Animal, Insect, & Rodent Control	5,000.00	NET DEBT		Redeemed	
Other Welfare Services	3,000.00	SCHOOL		Cancelled, Abated or Adjusted	
<b>RECREATION and CONSERVATION</b>		Self-Liquidating		Transfers to Foreclosed Property	
Beeches and Boardwalks		Other		Ending Balance	
Perks, Playgrounds, Shade Trees	2,000.00	Total		PROPERTY ACQUIRED BY DEED OR	
Land Reclamation & Conservation	11,133.00	ISSUED AND OUTSTANDING		FORECLOSURE	
Other Recreational Services	279,058.00	SCHOOL		Beginning Balance	
<b>EDUCATION (excluding schools)</b>		Self-Liquidating		Transfers From Taxes or Liens	
Libraries	420,000.00	Other		Sale for Cash	
Other Educational Services		Total		Cancelled, Abated or Adjusted	
<b>STATUTORY EXPENDITURES</b>		EQUALIZED VALUATION BASIS		Ending Balance	
Pensions & F. I. C. A.	481,735.00	FOR NET DEBT COMPUTATION		CURRENT FINANCES ENDING BALANCE	
Employee Fringe Benefits	710,000.00	REAL PROPERTY VALUATIONS		ASSETS	
Other Statutory Expenditures		Code Class # of Parcels % VAL'N		Cash	
<b>MUNICIPAL FUNCTIONS TOTAL</b>		1 Vacant Land 79 1.39		Taxes Receivable	
14,839,541.00		2 Residential 4590 75.85		Tax Title Liens	
<b>CAPITAL IMPROVEMENTS</b>		3 Farm 2 .12		Foreclosed Property	
30,000.00		4a Commercial 218 13.48		Emergencies & Other Deferred Charges	
<b>DEBT SERVICE</b>		4b Industrial 58 6.79		State and Federal Aid Receivable	
Principal Payments	520,000.00	4c Apartments 16 2.38		Other Receivables	
Interest Payments	274,426.00	Total 4963		Total	
<b>DEFERRED CHARGES</b>		Land Area 2.50 Sq Miles		LIABILITIES, RESERVES, AND SURPLUS	
44,480.00		Net Valuation Taxable-Municipal		Cash Liabilities	
<b>SCHOOL, COUNTY, SPECIAL DISTRICT TAXES</b>		Net Valuation Taxable-County		Reserves for Receivables	
15,466,957.44		State Equalized Valuation		Surplus	
<b>RESERVE FOR UNCOLLECTED TAXES</b>		State Equalization Ratio		Total	
707,006.00		106.43			
<b>EXPENDITURES TOTAL</b>					
31,852,410.44					

\*Includes County Health Service Taxes or County Open Space Tax. See Table 13.

1703

Population 1990 1,170  
 Population 1994 1,157  
 S & P Rating  
 Moody Rating

General Tax Rate Per \$100. 2.45  
 State Equalized Tax Rate 2.22

**ELSINBORO. TOWNSHIP - SALEM COUNTY**  
 Form of Government:  
**Township Committee**  
 Number of Members on Governing Body - 3

PER CAPITA  
 Gross Debt 237.68  
 Net Debt 21.61  
 Debt Service  
 Total Tax Levy 1,366.36  
 Municipal Expenditures 463.92

PER CENT:  
 Gross Debt 4.9  
 Net Debt .04  
 Tax Levy Collected 93.74  
 Tax Levy Cancelled, Abated or Adjusted

EXPENDITURES-CURRENT YEAR		REVENUES REALIZED-CURRENT YEAR		PROPERTY TAXES-CURRENT YEAR	
<b>GENERAL GOVERNMENT</b>				<b>STATE EQUALIZED TAX RATE</b>	
Governing Body & Public Boards		Property Taxes Collected	1,249,037.58	Local District School Taxes	1.18 704,253.00
Municipal Clerk		Payments in Lieu of Taxes		Regional & Consolidated School Tax	
Financial Administration	24,250.00	Delinquent Tax & Lien Collections	71,249.71	School Taxes in Municipal Budget	
Assessment of Taxes	9,886.38	Business Personalty Replacement Taxes	8,728.88	County Taxes	.78 * 469,268.21
Collection of Taxes	9,373.00	Taxes from Public Utilities	95,947.00	County Library Taxes	
Planning, Housing & Development	3,195.00	Other Miscellaneous Tax Revenues		Local Municipal Purpose Taxes	.26 156,225.27
Human Resources	8,476.75	State Aid Revenues	72,505.57	Veteran & Senior Citizen Taxes	
Elections		Federal Aid Revenues		Total Taxes for Rate Computation	2.22 1,349,346.49
General Administration (other)	60,580.00			Special District Taxes	
<b>JUDICIARY</b>		Sale of Acquired Property		Bank Corp. Taxes	
Municipal Courts		Other Miscellaneous Revenues	30,343.50	Added and Omitted Taxes	
<b>PUBLIC SAFETY</b>				Total Taxes Levied - ABSTRACT	251,136.49
Fire Protection	26,153.00		1,527,812.24	Total Taxes Billed	1,332,472.16
Police Protection	74,160.00	Prior Years Surplus Appropriated	150,000.00	<b>TAXES COLLECTED</b>	1,249,037.59
Civil Defense & Disaster Control	3,540.00	REVENUES TOTAL	1,677,812.24	Taxes Cancelled, Abated or Adjusted	
Environmental Inspection & Control	9,725.00	Reserve For Uncollected Taxes	120,260.27	Transfer to Tax Title Liens or Foreclosed	
Other Public Safety		<b>CAPITAL OUTLAY TOTAL</b>	53,912.66	Ending Balance	83,434.59
<b>PUBLIC WORKS</b>				<b>PRIOR YEARS TAXES OUTSTANDING</b>	
Streets and Drains	40,500.00	Public Enterprises		Beginning Balance	71,819.44
Sewers and Sewage Processing	30,000.00	Recreation-Culture		Collected	71,249.71
Garbage and Trash Disposal	72,000.00	Public Works	6,812.66	Cancelled, Abated or Adjusted	
Public Buildings and Grounds	6,300.00	Buildings and Grounds	47,100.00	Transfers to Tax Title Liens or Foreclosed	
Other Public Works		Library and Education		Ending Balance	569.73
<b>HEALTH and WELFARE</b>		Conservation		<b>TAX TITLE LIENS OUTSTANDING</b>	
Health Services Except Environmental	375.00	All Other		Beginning Balance	1,218.45
Welfare-Public Assistance	2,460.00			Transfer From Taxes	
Hospital, Clinics, First Aid	500.00	<b>CAPITAL DEBT AUTHORIZED, ENDING BALANCE</b>		Redeemed	
Animal, Insect, & Rodent Control	7,300.00	ISSUED AND UNISSUED		Cancelled, Abated or Adjusted	
Other Welfare Services		School	250,000	Transfers to Foreclosed Property	
<b>RECREATION and CONSERVATION</b>		Self-Liquidating		Ending Balance	1,218.46
Beeches and Boardwalks		Other	25,000	<b>PROPERTY ACQUIRED BY DEED OR</b>	
Parks, Playgrounds, Shade Trees		Total	275,000	<b>FORECLOSURE</b>	
Land Reclamation & Conservation	2,022.00	ISSUED AND OUTSTANDING		Beginning Balance	4,200.00
Other Recreational Services	6,399.82	School	250,000.00	Transfers From Taxes or Liens	
<b>EDUCATION (excluding schools)</b>		Self-Liquidating		Sale for Cash	
Libraries	300.00	Other		Cancelled, Abated or Adjusted	
Other Educational Services		Total	250,000.00	Ending Balance	4,200.00
<b>STATUTORY EXPENDITURES</b>		<b>EQUALIZED VALUATION BASIS</b>		<b>CURRENT FINANCES ENDING BALANCE</b>	
Pensions & F. I. C. A.	9,000.00	<b>FOR NET DEBT COMPUTATION</b>	56,747,476	<b>ASSETS</b>	
Employee Fringe Benefits		<b>REAL PROPERTY VALUATIONS</b>		Cash	406,283.70
Other Statutory Expenditures		Code Class # of Percels % VAL'N	ASSESSED VALUATION	Taxes Receivable	84,004.31
<b>MUNICIPAL FUNCTIONS</b>		1 Vacant Land 170 1.76	948,800.00	Tax Title Liens	1,218.46
<b>CAPITAL IMPROVEMENTS</b>	TOTAL 406,495.95	2 Residential 527 80.80	43,514,500.00	Foreclosed Property	4,200.00
<b>DEBT SERVICE</b>	* ME NO * 7,500.00	3 Farm 170 13.08	7,041,620.00	Emergencies & Other Deferred Charges	27,576.29
Principal Payments		4a Commercial 7 4.36	2,350,000.00	State and Federal Aid Receivable	4,645.37
Interest Payments		4b Industrial		Other Receivables	7,394.37
<b>DEFERRED CHARGES</b>	10,000.00	4c Apartments		Total	535,322.50
<b>SCHOOL, COUNTY, SPECIAL DISTRICT TAXES</b>	1,173,521.21	Total 874	53,854,920.00	<b>LIABILITIES, RESERVES, AND SURPLUS</b>	
<b>RESERVE FOR UNCOLLECTED TAXES</b>	120,260.27	Land Area 13.00 Sq. Miles		Cash Liabilities	226,915.41
<b>EXPENDITURES</b>	TOTAL 1,710,277.43	Net Valuation Taxable-Municipal	54,178,523	Reserves for Receivables	96,817.16
		Net Valuation Taxable-County	56,401,370	Surplus	211,589.95
		State Equalized Valuation	59,746,443	Total	535,322.50
		State Equalization Ratio	90.63		

\*Includes County Health Service Taxes or County Open Space Tax. See Table 13.

0214

Population 1990 6,930  
 Population 1994 7,000  
 S & P Rating  
 Moody Rating A1

General Tax Rate Per \$100. 3.03  
 State Equalized Tax Rate 2.29

**EMERSON BOROUGH - BERGEN COUNTY**  
 Form of Government:  
**Borough Council**  
 Number of Members on Governing Body - 6

PER CAPITA:  
 Gross Debt 421.34  
 Net Debt 421.18  
 Debt Service 95.18  
 Total Tax Levy 1,972.14  
 Municipal Expenditures 903.96

PER CENT:  
 Gross Debt .49  
 Net Debt .49  
 Tax Levy Collected 97.16  
 Tax Levy Cancelled, Abated or Adjusted .10

EXPENDITURES-CURRENT YEAR		REVENUES REALIZED-CURRENT YEAR		PROPERTY TAXES-CURRENT YEAR	
<b>GENERAL GOVERNMENT</b>				<b>STATE EQUALIZED TAX RATE</b>	
Governing Body & Public Boards		Property Taxes Collected	13,419,262.00	Local District School Taxes	1.45 8,724,857.00
Municipal Clerk		Payments in Lieu of Taxes		Regional & Consolidated School Tax	
Financial Administration	105,033.00	Delinquent Tax & Lien Collections	327,773.00	School Taxes in Municipal Budget	
Assessment of Taxes	16,598.00	Business Personality Replacement Taxes	71,941.00	County Taxes	.29 * 1,737,202.97
Collection of Taxes	48,927.00	Taxes from Public Utilities	438,471.00	County Library Taxes	
Planning, Housing & Development	12,051.00	Other Miscellaneous Tax Revenues		Local Municipal Purpose Taxes	.54 3,264,644.00
Human Resources	104,183.00	State Aid Revenues	433,238.00	Veteran & Senior Citizen Taxes	58,450.00
Elections	3,525.00	Federal Aid Revenues		Total Taxes for Rate Computation	2.28 13,785,153.97
General Administration (other)	426,602.00			Special District Taxes	
<b>JUDICIARY</b>		Sale of Acquired Property		Bank Corp. Taxes	
Municipal Courts	75,635.00	Other Miscellaneous Revenues	389,135.00	Added and Omitted Taxes	78,295.00
<b>PUBLIC SAFETY</b>		Total	15,079,820.00	Total Taxes Levied - ABSTRACT	13,804,998.97
Fire Protection	151,189.00	Prior Years Surplus Appropriated	1,460,000.00	Total Taxes Billed	13,811,823.00
Police Protection	1,373,024.00	<b>REVENUES</b>	<b>TOTAL</b>	<b>TAXES COLLECTED</b>	<b>13,419,262.00</b>
Civil Defense & Disaster Control	7,600.00	Reserve For Uncollected Taxes	481,833.00	Taxes Cancelled, Abated or Adjusted	13,726.00
Environmental Inspection & Control	53,139.00			Transfer to Tax Title Liens or Foreclosed	
Other Public Safety		<b>CAPITAL OUTLAY</b>	<b>TOTAL</b>	Ending Balance	378,835.00
<b>PUBLIC WORKS</b>			229,257.00	<b>PRIOR YEARS TAXES OUTSTANDING</b>	
Streets and Drainage	284,801.00	Public Enterprises		Beginning Balance	327,697.00
Sewers and Sewage Processing	586,675.00	Recreation-Culture		Collected	327,697.00
Garbage and Trash Disposal	776,046.00	Public Works	14,080.00	Cancelled, Abated or Adjusted	
Public Buildings and Grounds	46,253.00	Buildings and Grounds	159,878.00	Transfers to Tax Title Liens or Foreclosed	
Other Public Works	89,072.00	Library and Education	55,299.00	Ending Balance	
<b>HEALTH and WELFARE</b>		Conservation		<b>TAX TITLE LIENS OUTSTANDING</b>	
Health Services Except Environmental	71,433.00	All Other		Beginning Balance	76.00
Welfare-Public Assistance	5,315.00			Transfer From Taxes	
Hospital, Clinics, First Aid		<b>CAPITAL DEBT AUTHORIZED, ENDING BALANCE</b>		Redeemed	76.00
Animal, Insect, & Rodent Control	6,300.00	<b>ISSUED AND UNISSUED</b>	<b>GROSS DEBT</b>	Cancelled, Abated or Adjusted	
Other Welfare Services		School		Transfers to Foreclosed Property	
<b>RECREATION and CONSERVATION</b>		Sell-Liquidating		Ending Balance	
Beeches and Boardwalks		Other	2,949,390	<b>PROPERTY ACQUIRED BY DEED OR FORECLOSURE</b>	
Perks, Playgrounds, Shade Trees		Total	2,949,390	Beginning Balance	13,200.00
Land Reclamation & Conservation	101,879.00	<b>ISSUED AND OUTSTANDING</b>		Transfers From Taxes or Liens	
Other Recreational Services	44,550.00	School		Sale for Cash	
<b>EDUCATION (excluding schools)</b>		Sell-Liquidating		Cancelled, Abated or Adjusted	
Libraries	199,892.00	Other	1,840,000.00	Ending Balance	13,200.00
Other Educational Services		Total	1,840,000.00	<b>CURRENT FINANCES ENDING BALANCE</b>	
<b>STATUTORY EXPENDITURES</b>		<b>EQUALIZED VALUATION BASIS FOR NET DEBT COMPUTATION</b>	<b>598,137,061</b>	<b>ASSETS</b>	
Pensions & F. I. C. A.	228,762.00	<b>REAL PROPERTY VALUATIONS</b>		Cash	884,306.00
Employee Fringe Benefits	349,852.00	Code Class # of Parcels % VAL'N	<b>ASSESSED VALUATION</b>	Taxes Receivable	378,835.00
Other Statutory Expenditures	6,000.00	1 Vacant Land 154 6.39	28,865,900.00	Tax Title Liens	
<b>MUNICIPAL FUNCTIONS</b>		2 Residential 2183 78.90	356,665,300.00	Foreclosed Property	13,200.00
<b>CAPITAL IMPROVEMENTS</b>		3 Farm 2 .05	241,600.00	Emergencies & Other Deferred Charges	14,800.00
<b>DEBT SERVICE</b>		4e Commercial 126 14.22	64,262,800.00	State and Federal Aid Receivable	8,612.00
Principal Payments	540,000.00	4b Industrial 9 .45	2,024,000.00	Other Receivables	39,639.00
Interest Payments	126,260.00	4c Apartments		Total	1,339,392.00
		Total	2474	<b>LIABILITIES, RESERVES, AND SURPLUS</b>	
<b>DEFERRED CHARGES</b>		Land Area 2.20 Sq. Miles		Cash Liabilities	390,387.00
SCHOOL, COUNTY, SPECIAL DISTRICT TAXES	5,264.00	Net Valuation Taxable-Municipal	453,251,759	Reserves for Receivables	431,674.00
RESERVE FOR UNCOLLECTED TAXES	10,462,059.97	Net Valuation Taxable-County	603,064,398	Surplus	517,331.00
EXPENDITURES	16,789,752.97	State Equalized Valuation	599,391,974	Total	1,339,392.00
		State Equalization Ratio	75.57		

\*Includes County Health Service Taxes or County Open Space Tax. See Table 13.

0215

Population 1990 24,850
Population 1994 25,082
S & P Rating
Moody Rating AA

General Tax Rate Per \$100. 2.76
State Equalized Tax Rate 2.66

ENGLEWOOD CITY - BERGEN COUNTY
Form of Government:
Special Charter (CH 124-1978)
Number of Members on Governing Body - 5

PER CAPITA:
Gross Debt 671.96
Net Debt 301.98
Debt Service 121.81
Total Tax Levy 2,155.52
Municipal Expenditures 1,469.35
PER CENT:
Gross Debt .81
Net Debt .36
Tax Levy Collected 93.71
Tax Levy Cancelled, Abated or Adjusted 1.06

Table with 5 main columns: EXPENDITURES-CURRENT YEAR, REVENUES REALIZED-CURRENT YEAR, CAPITAL OUTLAY, CAPITAL DEBT AUTHORIZED, ENDING BALANCE, and PROPERTY TAXES-CURRENT YEAR. Includes sub-sections for GENERAL GOVERNMENT, PUBLIC SAFETY, PUBLIC WORKS, HEALTH and WELFARE, RECREATION and CONSERVATION, EDUCATION, STATUTORY EXPENDITURES, MUNICIPAL FUNCTIONS, and DEFERRED CHARGES.

\* ABOVE DEBT SERVICE INCLUDES TYPE I SCHOOL DEBT

0216

Population 1990 5,634  
 Population 1994 5,727  
 S & P Rating  
 Moody Rating AA1

General Tax Rate Per \$100. 1.22  
 State Equalized Tax Rate 1.20

**ENGLEWOOD CLIFFS BORO. - BERGEN CO.**  
 Form of Government:  
**Borough Council**  
 Number of Members on Governing Body - 6

PER CAPITA:  
 Gross Debt 840.58  
 Net Debt 840.58  
 Debt Service 170.34  
 Total Tax Levy 2,474.67  
 Municipal Expenditures 1,332.10

PER CENT:  
 Gross Debt .38  
 Net Debt .38  
 Tax Levy Collected 97.05  
 Tax Levy Cancelled, Abated or Adjusted 1.80

EXPENDITURES-CURRENT YEAR		REVENUES REALIZED-CURRENT YEAR		PROPERTY TAXES-CURRENT YEAR		
<b>GENERAL GOVERNMENT</b>				<b>STATE EQUALIZED TAX RATE</b>		
Governing Body & Public Boards	18,000.00	Property Taxes Collected	13,823,674.00	Local District School Taxes	4,978,714.00	
Municipal Clerk		Payments in Lieu of Taxes		Regional & Consolidated School Tax		
Financial Administration	22,500.00	Delinquent Tax & Lien Collections	300,006.00	School Taxes in Municipal Budget		
Assessment of Taxes	18,866.00	Business Personalty Replacement Taxes	296,197.00	County Taxes	3,867,033.49 *	
Collection of Taxes	91,234.00	Taxes from Public Utilities	556,350.00	County Library Taxes		
Planning, Housing & Development	30,745.00	Other Miscellaneous Tax Revenues		Local Municipal Purpose Taxes	5,313,094.00	
Human Resources	603.00	State Aid Revenues	208,048.00	Veteran & Senior Citizen Taxes	26,950.00	
Elections		Federal Aid Revenues		Total Taxes for Rate Computation	14,185,791.49	
General Administration (other)	415,558.00			Special District Taxes		
<b>JUDICIARY</b>				Bank Corp. Taxes		
Municipal Courts	84,730.00	Sale of Acquired Property		Added and Omitted Taxes	13,584.95	
<b>PUBLIC SAFETY</b>		Other Miscellaneous Revenues	607,497.11	Total Taxes Levied - ABSTRACT	14,172,426.44	
Fire Protection	180,572.00			Total Taxes Billed	14,243,427.74	
Police Protection	2,135,890.00	Prior Years Surplus Appropriated	500,000.00	<b>TAXES COLLECTED</b>	13,823,674.00	
Civil Defense & Disaster Control	600.00	<b>REVENUES TOTAL</b>	16,291,772.11	Taxes Cancelled, Abated or Adjusted	255,889.85	
Environmental Inspection & Control	91,232.00	Reserve For Uncollected Taxes	492,000.00	Transfer to Tax Title Liens or Foreclosed	3,512.38	
Other Public Safety		<b>CAPITAL OUTLAY TOTAL</b>	1,009,723.47	Ending Balance	160,351.51	
<b>PUBLIC WORKS</b>				<b>PRIOR YEARS TAXES OUTSTANDING</b>		
Streets and Drainage	608,651.00	Public Enterprises		Beginning Balance	300,006.18	
Sewers and Sewage Processing	814,437.00	Recreation-Culture		Collected	300,006.18	
Garbage and Trash Disposal	493,500.00	Public Works	419,478.01	Cancelled, Abated or Adjusted		
Public Buildings and Grounds	48,300.00	Buildings and Grounds	573,734.90	Transfers to Tax Title Liens or Foreclosed		
Other Public Works	88,900.00	Library and Education	16,510.56	Ending Balance		
<b>HEALTH and WELFARE</b>		All Other		<b>TAX TITLE LIENS OUTSTANDING</b>		
Health Services Except Environmental	43,628.00	<b>CAPITAL DEBT AUTHORIZED, ENDING BALANCE</b>		Beginning Balance	6,950.77	
Welfare-Public Assistance	3,405.00	<b>ISSUED AND UNISSUED</b>	<b>GROSS DEBT</b>	Transfer From Taxes	3,512.38	
Hospital, Clinics, First Aid		School		Redeemed		
Animal, Insect, & Rodent Control		Self-Liquidating		Cancelled, Abated or Adjusted		
Other Welfare Services		Other	4,814,025	Transfers to Foreclosed Property		
<b>RECREATION and CONSERVATION</b>		Total	4,814,025	Ending Balance	10,463.15	
Beaches and Boardwalks		<b>ISSUED AND OUTSTANDING</b>		<b>PROPERTY ACQUIRED BY DEED OR FORECLOSURE</b>		
Perks, Playgrounds, Shade Trees	76,491.00	School		Beginning Balance	39,528.00	
Land Reclamation & Conservation	49,032.00	Self-Liquidating		Transfers From Taxes or Liens		
Other Recreational Services	17,000.00	Other	4,694,675.00	Sale for Cash		
<b>EDUCATION (excluding schools)</b>		Total	4,694,675.00	Cancelled, Abated or Adjusted		
Libraries	86,000.00	<b>EQUALIZED VALUATION BASIS FOR NET DEBT COMPUTATION</b>		Ending Balance	39,528.00	
Other Educational Services		<b>REAL PROPERTY VALUATIONS</b>		<b>CURRENT FINANCES ENDING BALANCE ASSETS</b>		
<b>STATUTORY EXPENDITURES</b>		<b>Code</b>	<b>Class</b>	<b># of Parcels</b>	<b>% VAL'N</b>	<b>ASSESSED VALUATION</b>
Pensions & F. I. C. A.	361,440.00	1	Vacant Land	117	2.83	32,968,000.00
Employee Fringe Benefits	373,846.00	2	Residential	1839	57.79	672,947,300.00
Other Statutory Expenditures	6,200.00	3	Fern			
<b>MUNICIPAL FUNCTIONS</b>		4e	Commercial	112	39.28	457,401,970.00
<b>CAPITAL IMPROVEMENTS</b>	25,000.00	4b	Industrial	1	.05	559,500.00
<b>DEBT SERVICE</b>		4c	Apartments	1	.05	562,500.00
Principal Payments	750,000.00	Total		2070		1,164,439,270.00
Interest Payments	225,559.00	Land Area	1.80	Sq. Miles		
<b>DEFERRED CHARGES</b>		Net Valuation Taxable-Municipal				1,166,380,557
SCHOOL, COUNTY, SPECIAL DISTRICT TAXES	8,845,747.49	Net Valuation Taxable-County				1,369,160,471
RESERVE FOR UNCOLLECTED TAXES	492,000.00	State Equalized Valuation				1,185,916,142
<b>EXPENDITURES TOTAL</b>	16,474,666.49	State Equalization Ratio				98.35

\*Includes County Health Service Taxes or County Open Space Tax. See Table 13.

Population 1990 1,268
Population 1994 1,291
S & P Rating
Moody Rating

General Tax Rate Per \$100. 2.27
State Equalized Tax Rate 2.31

ENGLISHTOWN BORO. - MONMOUTH CO.

Form of Government:
Borough Council

Number of Members on Governing Body - 6

PER CAPITA:
Gross Debt 2,529.65
Net Debt 1,080.93
Debt Service 61.18
Total Tax Levy 1,165.69
Municipal Expenditures 832.83
PER CENT:
Gross Debt 5.21
Net Debt 2.23
Tax Levy Collected 88.32
Tax Levy Cancelled, Abated or Adjusted .99

Table with columns: EXPENDITURES-CURRENT YEAR, REVENUES REALIZED-CURRENT YEAR, PROPERTY TAXES-CURRENT YEAR. Includes sub-sections like GENERAL GOVERNMENT, JUDICIARY, PUBLIC SAFETY, PUBLIC WORKS, HEALTH and WELFARE, RECREATION and CONSERVATION, EDUCATION, STATUTORY EXPENDITURES, MUNICIPAL FUNCTIONS, DEFERRED CHARGES, SCHOOL, COUNTY, SPECIAL DISTRICT TAXES, RESERVE FOR UNCOLLECTED TAXES, EXPENDITURES.

\*Includes County Health Service Taxes or County Open Space Tax. See Table 13.

0706

Population 1990 2,139  
 Population 1994 2,049  
 S & P Rating  
 Moody Rating

General Tax Rate Per \$100. 8.74  
 State Equalized Tax Rate 1.67

ESSEX FELLS TOWNSHIP - ESSEX COUNTY

Form of Government:

Borough Council

Number of Members on Governing Body - 6

PER CAPITA: Gross Debt 10.44  
 Net Debt  
 Debt Service  
 Total Tax Levy 3,009.61  
 Municipal Expenditures 1,182.10  
 PER CENT: Gross Debt .01  
 Net Debt  
 Tax Levy Collected 98.44  
 Tax Levy Cancelled, Abated or Adjusted .16

EXPENDITURES-CURRENT YEAR		REVENUES REALIZED-CURRENT YEAR		PROPERTY TAXES-CURRENT YEAR		
<b>GENERAL GOVERNMENT</b>		<b>REVENUES REALIZED-CURRENT YEAR</b>		<b>PROPERTY TAXES-CURRENT YEAR</b>		
Governing Body & Public Boards		Property Taxes Collected	6,076,099.12	STATE EQUALIZED TAX RATE		
Municipal Clerk		Payments in Lieu of Taxes		Local District School Taxes .35	1,300,367.50	
Financial Administration	54,065.80	Delinquent Tax & Lien Collections	151,883.41	Regional & Consolidated School Tax .31	1,128,768.01	
Assessment of Taxes	9,325.00	Business Personalty Replacement Taxes	6,004.24	School Taxes in Municipal Budget		
Collection of Taxes	17,757.00	Taxes from Public Utilities	198,168.00	County Taxes .68 *	2,519,396.92	
Planning, Housing & Development	6,653.98	Other Miscellaneous Tax Revenues		County Library Taxes		
Human Resources	78,359.00	State Aid Revenues	165,530.27	Local Municipal Purpose Taxes .33	1,215,819.05	
Elections	1,029.77	Federal Aid Revenues		Veteran & Senior Citizen Taxes	6,600.00	
General Administration (other)	167,224.43			Total Taxes for Rate Computation 1.67	6,170,951.48	
<b>JUDICIARY</b>		Sale of Acquired Property		Special District Taxes		
Municipal Courts	57,638.00	Other Miscellaneous Revenues	325,901.52	Bank Corp. Taxes		
<b>PUBLIC SAFETY</b>				Added and Omitted Taxes	2,340.04	
Fire Protection	21,386.00	Prior Years Surplus Appropriated	550,000.00	Total Taxes Levied - ABSTRACT	6,166,691.52	
Police Protection	778,627.38	REVENUES TOTAL	7,473,586.56	Total Taxes Billed	6,172,570.28	
Civil Defense & Disaster Control	100.00	Reserve For Uncollected Taxes	532,600.00	TAXES COLLECTED	6,076,099.12	
Environmental Inspection & Control	23,276.00			Taxes Cancelled, Abated or Adjusted	9,724.92	
Other Public Safety		CAPITAL OUTLAY TOTAL	75,388.46	Transfer to Tax Title Liens or Foreclosed Ending Balance	86,746.24	
<b>PUBLIC WORKS</b>		Public Enterprises		<b>PRIOR YEARS TAXES OUTSTANDING</b>		
Streets and Drainage	188,530.59	Recreation-Culture	2,513.25	Beginning Balance	153,775.98	
Sewers and Sewage Processing	234,026.00	Public Works	13,113.94	Collected	151,883.41	
Garbage and Trash Disposal		Buildings and Grounds	59,761.27	Cancelled, Abated or Adjusted	1,642.96	
Public Buildings and Grounds	33,429.00	Library and Education		Transfers to Tax Title Liens or Foreclosed Ending Balance	249.61	
Other Public Works		Conservation		<b>TAX TITLE LIENS OUTSTANDING</b>		
<b>HEALTH and WELFARE</b>		All Other		Beginning Balance		
Health Services Except Environmental	4,932.00	<b>CAPITAL DEBT AUTHORIZED, ENDING BALANCE</b>		Transfer From Taxes		
Welfare-Public Assistance	2,845.00	ISSUED AND UNISSUED		Redeemed		
Hospital, Clinics, First Aid		School	21,398	Cancelled, Abated or Adjusted		
Animal, Insect, & Rodent Control		Self-Liquidating		Transfers to Foreclosed Property		
Other Welfare Services		Other		Ending Balance		
<b>RECREATION and CONSERVATION</b>		Total	21,398	<b>PROPERTY ACQUIRED BY DEED OR FORECLOSURE</b>		
Beaches and Boardwalks		ISSUED AND OUTSTANDING		Beginning Balance	1,900.00	
Perks, Playgrounds, Shade Trees	17,249.00	School	21,398.51	Transfers From Taxes or Liens		
Land Reclamation & Conservation	12,244.50	Self-Liquidating		Sale for Cash		
Other Recreational Services	7,723.00	Other		Cancelled, Abated or Adjusted		
<b>EDUCATION (excluding schools)</b>		Total	21,398.51	Ending Balance	1,900.00	
Libraries		<b>EQUALIZED VALUATION BASIS FOR NET DEBT COMPUTATION</b>		<b>CURRENT FINANCES ENDING BALANCE</b>		
Other Educational Services		363,116,035		<b>ASSETS</b>		
<b>STATUTORY EXPENDITURES</b>		<b>REAL PROPERTY VALUATIONS</b>		Cash	1,131,362.12	
Pensions & F. I. C. A.	122,070.82	Code	Class	# of Parcels	% VAL'N	ASSESSED VALUATION
Employee Fringe Benefits		1	Vacant Land	37	.97	682,300.00
Other Statutory Expenditures		2	Residential	747	96.16	67,794,700.00
<b>MUNICIPAL FUNCTIONS</b>		3	Farm			
CAPITAL IMPROVEMENTS	200,000.00	4a	Commercial	8	2.87	2,024,400.00
DEBT SERVICE		4b	Industrial			
Principal Payments		4c	Apartments			
Interest Payments		Total		792		70,501,400.00
<b>DEFERRED CHARGES</b>		Land Area	1.30	Sq. Miles		
SCHOOL, COUNTY, SPECIAL DISTRICT TAXES	51,026.05	Net Valuation Taxable-Municipal				70,597,600
RESERVE FOR UNCOLLECTED TAXES	4,948,532.43	Net Valuation Taxable-County				357,443,583
EXPENDITURES TOTAL	7,370,650.75	State Equalized Valuation				369,020,323
		State Equalization Ratio				19.11

\*Includes County Health Service Taxes or County Open Space Tax. See Table 13.

0109

Population 1990 1,404  
 Population 1994 1,488  
 S & P Rating  
 Moody Rating

General Tax Rate Par \$100. 2.02  
 State Equalized Tax Rate 1.91

**ESTELL MANOR CITY - ATLANTIC COUNTY**  
 Form of Government:  
**Small Municipality Plan D (OMCL 50)**  
 Number of Members on Governing Body - 5

PER CAPITA: PER CENT:  
 Gross Debt 1,272.18 Gross Debt 2.07  
 Net Debt 16.13 Net Debt .03  
 Debt Service 6.11 Tax Levy Collected 90.90  
 Total Tax Levy 1,210.68 Tax Levy Cancelled, Abated  
 Municipal Expenditures 611.01 or Adjusted .67

EXPENDITURES-CURRENT YEAR		REVENUES REALIZED-CURRENT YEAR		PROPERTY TAXES-CURRENT YEAR		
<b>GENERAL GOVERNMENT</b>		<b>REVENUES REALIZED-CURRENT YEAR</b>		<b>STATE EQUALIZED TAX RATE</b>		
Governing Body & Public Boards		Property Taxes Collected	1,638,322.64	Local District School Taxes	1.15 1,084,948.00	
Municipal Clerk		Payments in Lieu of Taxes	1,292.50	Regional & Consolidated School Tax		
Financial Administration	50,300.55	Delinquent Tax & Lien Collections	107,702.59	School Taxes in Municipal Budget		
Assessment of Taxes	15,000.00	Business Personally Replecement Taxes	7,679.48	County Taxes	.51 * 484,476.30	
Collection of Taxes	59,351.00	Taxes from Public Utilities	143,338.29	County Library Taxes	.04 33,183.91	
Planning, Housing & Development	36,375.25	Other Miscellaneous Tax Revenues		Local Municipal Purpose Taxes	.20 190,416.00	
Human Resources	4,000.00	State Aid Revenues	196,451.78	Vejaran & Senior Citizen Taxes		
Elections		Federal Aid Revenues		Total Taxes for Rate Computation	1.90 1,806,324.21	
General Administration (other)	175,300.00			Special District Taxes		
<b>JUDICIARY</b>		Sale of Acquired Property		Bank Corp. Taxes		
Municipal Courts	12,700.00	Other Miscellaneous Revenues	61,943.74	Added and Omitted Taxes	8,465.51	
<b>PUBLIC SAFETY</b>				Total Taxes Levied - ABSTRACT	1,801,489.72	
Fire Protection	10,784.30	Prior Years Surplus Appropriated	300,000.00	Total Taxes Billed	1,802,289.92	
Police Protection	17,700.00	REVENUES TOTAL	2,456,731.02	TAXES COLLECTED	1,638,322.64	
Civil Defense & Disaster Control	5,525.00	Raserva For Uncollected Taxes	211,853.00	Taxes Cancelled, Abated or Adjusted	12,154.04	
Environmental Inspection & Control	1,900.00			Transfer to Tax Title Liens or Foreclosed	27,021.68	
Other Public Safety		<b>CAPITAL OUTLAY TOTAL</b>		Ending Balance	124,791.56	
<b>PUBLIC WORKS</b>		Public Enterprises		<b>PRIOR YEARS TAXES OUTSTANDING</b>		
Streets and Drainage	108,212.63	Recreation-Cultura		Beginning Balance	118,994.59	
Sewers and Sewage Processing		Public Works		Collected	103,941.47	
Garbage and Trash Disposal	115,200.00	Buildings and Grounds		Cancelled, Abated or Adjusted	13,896.44	
Public Buildings and Grounds	35,000.00	Library and Education		Transfers to Tax Title Liens or Foreclosed	1,156.68	
Other Public Works	3,600.00	Conservation		Ending Balance		
<b>HEALTH and WELFARE</b>		All Other		TAX TITLE LIENS OUTSTANDING		
Health Services Except Environmental	350.00	<b>CAPITAL DEBT AUTHORIZED, ENDING BALANCE</b>		Beginning Balance	194,329.11	
Welfare-Public Assistance	1,485.00	ISSUED AND UNISSUED	GROSS DEBT	Transfer From Taxes	28,883.93	
Hospital, Clinics, First Aid		School	1,869,000	Redeamed	3,761.12	
Animal, Insect, & Rodent Control		Self-Liquidating		Cancelled, Abated or Adjusted		
Other Welfare Services		Other	24,000	Transfers to Foreclosed Property		
<b>RECREATION and CONSERVATION</b>		Total	1,893,000	Ending Balance	219,451.92	
Beaches and Boardwalks		<b>ISSUED AND OUTSTANDING</b>		<b>PROPERTY ACQUIRED BY DEED OR FORECLOSURE</b>		
Parks, Playgrounds, Shada Traes	1,000.00	School		Beginning Balance	594,474.40	
Land Reclamation & Conservation	160.90	Self-Liquidating		Transfers From Taxes or Liens		
Other Recraational Services	4,800.00	Other		Sale for Cash		
<b>EDUCATION (excluding schools)</b>		Total	24,000.00	Cancelled, Abated or Adjusted		
Libraries		<b>EQUALIZED VALUATION BASIS FOR NET DEBT COMPUTATION</b>		Ending Balance	594,474.40	
Other Educational Services			91,392,977	<b>CURRENT FINANCES ENDING BALANCE</b>		
<b>STATUTORY EXPENDITURES</b>		<b>REAL PROPERTY VALUATIONS</b>		<b>ASSETS</b>		
Panslons & F. I. C. A.	26,000.00	Code	Class	# of Percels	% VAL'N	ASSESSED VALUATION
Employee Fringa Banafits	3,500.00	1	Vacant Land	1438	30.05	26,432,050.00
Other Statutory Expendituras		2	Residential	586	60.41	53,141,700.00
<b>MUNICIPAL FUNCTIONS TOTAL</b>		3	Fern	50	3.87	3,402,000.00
CAPITAL IMPROVEMENTS *MEMO*	15,000.00	4a	Commercial	11	3.66	3,222,200.00
<b>DEBT SERVICE</b>		4b	Industrial	5	1.24	1,088,300.00
Principal Payments	8,000.00	4c	Apartments	1	.77	677,900.00
Intarast Payments	1,087.15	Total	2091			87,964,150.00
<b>DEFERRED CHARGES</b>		Land Area 53.75 Sq Miles		<b>LIABILITIES, RESERVES, AND SURPLUS</b>		
SCHOOL, COUNTY, SPECIAL DISTRICT TAXES	1,602,608.21	Net Valuation Taxable-Municipal		Cash Liabilities		602,575.16
RESERVE FOR UNCOLLECTED TAXES	211,853.00	Net Valuation Taxable-County		Reserves for Receivables		966,744.60
EXPENDITURES TOTAL	2,511,792.99	State Equalized Valuation		Surplus		389,573.79
		State Equalization Ratio		Total		1,958,893.55

\*Includes County Health Service Taxes or County Open Space Tax. See Table 13

0313

Population 1990 **35,309**  
 Population 1994 **37,199**  
 S & P Rating  
 Moody Rating **AAA**

General Tax Rate Per \$100. **2.22**  
 State Equalized Tax Rate **2.16**

**EVESHAM TOWNSHIP - BURLINGTON CO.**  
 Form of Government:  
**Council-Manager Plan B (OMCL 50)**  
 Number of Members on Governing Body - 5

PER CAPITA:  
 Gross Debt **1,387,94** Gross Debt **2.48**  
 Net Debt **968.89** Net Debt **1.73**  
 Debt Service **55.24** Tax Levy Collected **98.20**  
 Total Tax Levy **1,330.23** Tax Levy Cancelled, Abated or Adjusted **.04**  
 Municipal Expenditures **402.02**

EXPENDITURES-CURRENT YEAR		REVENUES REALIZED-CURRENT YEAR		PROPERTY TAXES-CURRENT YEAR		
<b>GENERAL GOVERNMENT</b>		<b>REVENUES REALIZED-CURRENT YEAR</b>		<b>STATE EQUALIZED TAX RATE</b>		
Governing Body & Public Boards	36,450.00	Property Taxes Collected	48,597,357.00	Local District School Taxes	1.04	
Municipal Clerk	194,336.00	Payments in Lieu of Taxes		Regional & Consolidated School Tax	.36	
Financial Administration	245,873.00	Delinquent Tax & Lien Collections	698,949.00	School Taxes in Municipal Budget		
Assessment of Taxes	280,016.00	Business Personalty Replacement Taxes	100,223.00	County Taxes	.51 *	
Collection of Taxes	2,908,757.00	Taxes from Public Utilities	2,511,223.00	County Library Taxes	.03	
Planning, Housing & Development	165,750.00	Other Miscellaneous Tax Revenues		Local Municipal Purpose Taxes	.23	
Human Resources	324,014.00	State Aid Revenues	1,691,161.00	Veteran & Senior Citizen Taxes		
Elections		Federal Aid Revenues		Total Taxes for Rate Computation	2.17	
General Administration (other)	2,017,117.00	Sale of Acquired Property		Special District Taxes		
<b>JUDICIARY</b>		Other Miscellaneous Revenues	2,018,407.00	Bank Corp. Taxes		
Municipal Courts	158,466.00	Total	55,617,320.00	Added and Omitted Taxes	1,067,147.00	
<b>PUBLIC SAFETY</b>		Prior Years Surplus Appropriated	3,079,046.00	Total Taxes Levied - ABSTRACT	49,483,386.74	
Fire Protection		REVENUES TOTAL	58,696,366.00	Total Taxes Billed	49,490,325.00	
Police Protection	19,811.00	Reserve For Uncollected Taxes	1,312,769.00	TAXES COLLECTED	48,597,357.00	
Civil Defense & Disaster Control	200.00	<b>CAPITAL OUTLAY TOTAL</b>		Taxes Cancelled, Abated or Adjusted	18,751.00	
Environmental Inspection & Control	296,210.00	Public Enterprises		Transfer to Tax Title Liens or Foreclosed	2,046.00	
Other Public Safety		Recreation-Culture	502,502.00	Ending Balance	872,171.00	
<b>PUBLIC WORKS</b>		Public Works	3,068,157.00	<b>PRIOR YEARS TAXES OUTSTANDING</b>		
Streets and Drainage	881,945.00	Buildings and Grounds	1,919,536.00	Beginning Balance	745,976.00	
Sewers and Sewage Processing	671,746.00	Library and Education		Collected	698,949.00	
Garbage and Trash Disposal	1,426,341.00	Conservation		Cancelled, Abated or Adjusted	2,916.00	
Public Buildings and Grounds	279,340.00	All Other		Transfers to Tax Title Liens or Foreclosed	28,419.00	
Other Public Works	275,590.00	<b>CAPITAL DEBT AUTHORIZED, ENDING BALANCE</b>		Ending Balance	15,692.00	
<b>HEALTH and WELFARE</b>		ISSUED AND UNISSUED GROSS DEBT	NET DEBT	<b>TAX TITLE LIENS OUTSTANDING</b>		
Health Services Except Environmental	20,159.00	School	13,890,331	Beginning Balance	136,017.00	
Welfare-Public Assistance	5,767.00	Self-Liquidating	1,119,454	Transfer From Taxes	36,393.00	
Hospital, Clinics, First Aid		Other	36,620,073	Redeemed		
Animal, Insect, & Rodent Control		Total	51,629,858	Cancelled, Abated or Adjusted	15,671.00	
Other Welfare Services		<b>ISSUED AND OUTSTANDING</b>		Transfers to Foreclosed Property		
<b>RECREATION and CONSERVATION</b>		School	13,890,331.95	Ending Balance	156,739.00	
Beaches and Boardwalks		Self-Liquidating		<b>PROPERTY ACQUIRED BY DEED OR FORECLOSURE</b>		
Perks, Playgrounds, Shade Trees	84,658.00	Other	15,825,000.00	Beginning Balance	283,781.00	
Land Reclamation & Conservation	9,500.00	Total	29,715,331.95	Transfers From Taxes or Liens		
Other Recreational Services	276,026.00	<b>EQUALIZED VALUATION BASIS FOR NET DEBT COMPUTATION</b>		Sele for Cash		
<b>EDUCATION (excluding schools)</b>		<b>REAL PROPERTY VALUATIONS</b>		Cancelled, Abated or Adjusted		
Libraries	172,413.00	Code	Class	# of Parcels	% VAL'N	ASSESSED VALUATION
Other Educational Services	44,591.00	1	Vacant Land	1797	3.52	72,495,900.00
<b>STATUTORY EXPENDITURES</b>		2	Residential	11696	75.03	1,543,541,900.00
Pensions & F. I. C. A.	742,146.00	3	Farm	213	.48	9,895,700.00
Employee Fringe Benefits		4a	Commercial	410	15.80	325,015,000.00
Other Statutory Expenditures		4b	Industrial	23	1.76	36,245,500.00
<b>MUNICIPAL FUNCTIONS</b>		4c	Apertments	17	3.40	70,010,100.00
CAPITAL IMPROVEMENTS	100,000.00	Total		14156		2,057,204,100.00
DEBT SERVICE		Land Area	29.65	Sq Miles		
Principal Payments	1,050,000.00	Net Valuation Taxable-Municipal				2,082,715,979
Interest Payments	1,004,933.00	Net Valuation Taxable-County				2,115,316,193
<b>DEFERRED CHARGES</b>		State Equalized Valuation				2,138,715,885
SCHOOL, COUNTY, SPECIAL DISTRICT TAXES	43,542,266.74	State Equalization Ratio				97.35
RESERVE FOR UNCOLLECTED TAXES	1,312,769.00	<b>PROPERTY TAXES-CURRENT YEAR</b>		<b>CURRENT FINANCES ENDING BALANCE</b>		
EXPENDITURES	58,496,978.74	<b>PROPERTY TAXES-CURRENT YEAR</b>		<b>ASSETS</b>		
		<b>PROPERTY TAXES-CURRENT YEAR</b>		Cash		7,478,863.00
		<b>PROPERTY TAXES-CURRENT YEAR</b>		Taxes Receivable		887,863.00
		<b>PROPERTY TAXES-CURRENT YEAR</b>		Tax Title Liens		156,739.00
		<b>PROPERTY TAXES-CURRENT YEAR</b>		Foreclosed Property		283,781.00
		<b>PROPERTY TAXES-CURRENT YEAR</b>		Emergencies & Other Deferred Charges		101,765.00
		<b>PROPERTY TAXES-CURRENT YEAR</b>		State and Federal Aid Receivable		127,245.00
		<b>PROPERTY TAXES-CURRENT YEAR</b>		Other Receivables		537,360.00
		<b>PROPERTY TAXES-CURRENT YEAR</b>		Total		9,573,616.00
		<b>PROPERTY TAXES-CURRENT YEAR</b>		<b>LIABILITIES, RESERVES, AND SURPLUS</b>		
		<b>PROPERTY TAXES-CURRENT YEAR</b>		Cash Liabilities		4,395,275.00
		<b>PROPERTY TAXES-CURRENT YEAR</b>		Reserves for Receivables		1,744,300.00
		<b>PROPERTY TAXES-CURRENT YEAR</b>		Surplus		3,434,041.00
		<b>PROPERTY TAXES-CURRENT YEAR</b>		Total		9,573,616.00

\*Includes County Health Service Taxes or County Open Space Tax. See Table 13.

1102

Population 1990 **34,185**  
 Population 1994 **34,220**  
 S & P Rating  
 Moody Rating **AAA**

General Tax Rate Per \$100 **2.49**  
 State Equalized Tax Rate **2.50**

**EWING TOWNSHIP - MERCER COUNTY**  
 Form of Government:  
**Township Committee**  
 Number of Members on Governing Body - 5

PER CAPITA:  
 Gross Debt **1,248.94**  
 Net Debt **631.32**  
 Debt Service **91.68**  
 Total Tax Levy **1,295.84**  
 Municipal Expenditures **829.24**

PER CENT:  
 Gross Debt **2.39**  
 Net Debt **1.21**  
 Tax Levy Collected **95.24**  
 Tax Levy Cancelled, Abated or Adjusted **1.77**

EXPENDITURES-CURRENT YEAR		REVENUES REALIZED-CURRENT YEAR			PROPERTY TAXES-CURRENT YEAR	
<b>GENERAL GOVERNMENT</b>		<b>Property Taxes Collected</b>			<b>STATE EQUALIZED TAX RATE</b> <b>2.50</b>	
Governing Body & Public Boards		<b>Payments in Lieu of Taxes</b>			Local District School Taxes	<b>1.54</b>
Municipal Clerk		<b>Delinquent Tax &amp; Lien Collections</b>			Regional & Consolidated School Tax	<b>27,125,413.00</b>
Financial Administration	<b>144,792.00</b>	<b>Business Personality Replacement Taxes</b>			School Taxes in Municipal Budget	
Assessment of Taxes	<b>94,847.00</b>	<b>Taxes from Public Utilities</b>			County Taxes	<b>.58</b> *
Collection of Taxes	<b>193,051.00</b>	<b>Other Miscellaneous Tax Revenues</b>			County Library Taxes	<b>.06</b>
Planning, Housing & Development	<b>353,000.00</b>	<b>State Aid Revenues</b>			Local Municipal Purpose Taxes	<b>.32</b>
Human Resources	<b>18,859.00</b>	<b>Federal Aid Revenues</b>			Veteran & Senior Citizen Taxes	<b>353,650.00</b>
Elections	<b>18,000.00</b>	<b>Sale of Acquired Property</b>			Total Taxes for Rate Computation	<b>2.50</b>
General Administration (other)	<b>1,474,479.57</b>	<b>Other Miscellaneous Revenues</b>			Special District Taxes	<b>346,332.50</b>
<b>JUDICIARY</b>		<b>Total</b>			Bank Corp. Taxes	
Municipal Courts	<b>258,151.00</b>	<b>Prior Years Surplus Appropriated</b>			Added and Omitted Taxes	<b>44,541.18</b>
<b>PUBLIC SAFETY</b>		<b>REVENUES TOTAL</b>			Total Taxes Levied - ABSTRACT	<b>44,343,633.43</b>
Fire Protection	<b>846,034.00</b>	<b>RESERVE FOR UNCOLLECTED TAXES</b>			Total Taxes Billed	<b>43,393,729.62</b>
Police Protection	<b>4,913,366.09</b>	<b>CAPITAL OUTLAY TOTAL</b>			<b>TAXES COLLECTED</b>	<b>41,329,730.20</b>
Civil Defense & Disaster Control	<b>2,000.00</b>	<b>Public Enterprises</b>			Taxes Cancelled, Abated or Adjusted	<b>768,102.82</b>
Environmental Inspection & Control		<b>Recreation-Culture</b>			Transfer to Tax Title Liens or Foreclosed	<b>1,337.78</b>
Other Public Safety		<b>Public Works</b>			Ending Balance	<b>1,294,558.82</b>
<b>PUBLIC WORKS</b>		<b>Buildings and Grounds</b>			<b>PRIOR YEARS TAXES OUTSTANDING</b>	
Streets and Drainage	<b>2,114,337.13</b>	<b>Library and Education</b>			Beginning Balance	<b>1,449,672.00</b>
Sewers and Sewage Processing	<b>5,528,267.86</b>	<b>Conservation</b>			Collected	<b>1,007,983.81</b>
Garbage and Trash Disposal	<b>2,067,185.00</b>	<b>All Other</b>			Cancelled, Abated or Adjusted	
Public Buildings and Grounds	<b>350,500.00</b>	<b>CAPITAL DEBT AUTHORIZED, ENDING BALANCE</b>			Transfers to Tax Title Liens or Foreclosed	<b>78,434.64</b>
Other Public Works		<b>ISSUED AND UNISSUED</b>			Ending Balance	<b>363,253.55</b>
<b>HEALTH and WELFARE</b>		<b>SCHOOL</b>			<b>TAX TITLE LIENS OUTSTANDING</b>	
Health Services Except Environmental	<b>214,965.00</b>	<b>Self-Liquidating</b>			Beginning Balance	<b>431,846.00</b>
Welfare-Public Assistance	<b>20,051.00</b>	<b>Other</b>			Transfer From Taxes	<b>132,344.19</b>
Hospital, Clinics, First Aid		<b>Total</b>			Redeemed	<b>88,239.20</b>
Animal, Insect, & Rodent Control	<b>38,354.00</b>	<b>ISSUED AND OUTSTANDING</b>			Cancelled, Abated or Adjusted	
Other Welfare Services		<b>SCHOOL</b>			Transfers to Foreclosed Property	
<b>RECREATION and CONSERVATION</b>		<b>Self-Liquidating</b>			Ending Balance	<b>475,950.98</b>
Beeches and Boardwalks		<b>Other</b>			<b>PROPERTY ACQUIRED BY DEED OR FORECLOSURE</b>	
Parks, Playgrounds, Shade Trees	<b>949,407.39</b>	<b>Total</b>			Beginning Balance	<b>51,512.00</b>
Land Reclamation & Conservation	<b>34,706.00</b>	<b>EQUALIZED VALUATION BASIS FOR NET DEBT COMPUTATION</b>			Transfers From Taxes or Liens	
Other Recreational Services	<b>235,814.00</b>	<b>REAL PROPERTY VALUATIONS</b>			Sale for Cash	
<b>EDUCATION (excluding schools)</b>		<b>Code Class # of Parcels % VAL'N</b>			Cancelled, Abated or Adjusted	
Libraries		<b>ASSESSED VALUATION</b>			Ending Balance	<b>51,512.00</b>
Other Educational Services	<b>1,700.00</b>	<b>1 Vacant Land 646 1.29</b>			<b>CURRENT FINANCES ENDING BALANCE</b>	
<b>STATUTORY EXPENDITURES</b>		<b>2 Residential 9883 70.49</b>			<b>ASSETS</b>	
Pensions & F. I. C. A.	<b>1,178,500.00</b>	<b>3 Farm 11 .04</b>			Cash	<b>2,736,300.11</b>
Employee Fringe Benefits	<b>1,527,501.83</b>	<b>4a Commercial 539 21.98</b>			Taxes Receivable	<b>1,657,812.37</b>
Other Statutory Expenditures		<b>4b Industrial 29 2.23</b>			Tax Title Liens	<b>475,950.98</b>
<b>MUNICIPAL FUNCTIONS</b>		<b>4c Apartments 17 3.97</b>			Foreclosed Property	<b>51,512.00</b>
CAPITAL IMPROVEMENTS	<b>25,000.00</b>	<b>Total 11125</b>			Emergencies & Other Deferred Charges	<b>487,156.89</b>
DEBT SERVICE		<b>Land Area 15.13 Sq Miles</b>			State and Federal Aid Receivable	<b>16,354.35</b>
Principal Payments	<b>1,717,615.46</b>	<b>Net Valuation Taxable-Municipal</b>			Other Receivables	<b>911,770.93</b>
Interest Payments	<b>1,419,594.16</b>	<b>Net Valuation Taxable-County</b>			Total	<b>6,336,857.63</b>
<b>DEFERRED CHARGES</b>		<b>State Equalized Valuation</b>			<b>LIABILITIES, RESERVES, AND SURPLUS</b>	
SCHOOL, COUNTY, SPECIAL DISTRICT TAXES	<b>38,733,191.28</b>	<b>State Equalization Ratio</b>			Cash Liabilities	<b>2,023,766.41</b>
RESERVE FOR UNCOLLECTED TAXES	<b>2,323,944.48</b>	<b>100.52</b>			Reserves for Receivables	<b>3,097,046.28</b>
EXPENDITURES TOTAL	<b>67,109,769.09</b>				Surplus	<b>1,450,145.11</b>
					Total	<b>6,570,957.80</b>

\*Includes County Health Service Taxes or County Open Space Tax See Table 13.

1313

Population 1990 5,270  
 Population 1994 5,409  
 S & P Rating  
 Moody Rating A

General Tax Rate Per \$100. 2.45  
 State Equalized Tax Rate 2.16

**FAIR HAVEN BOROUGH - MONMOUTH CO.**  
 Form of Government:  
**Borough Council**  
 Number of Members on Governing Body - 6

PER CAPITA:  
 Gross Debt 608.74  
 Net Debt 465.59  
 Debt Service 101.38  
 Total Tax Levy 2,055.42  
 Municipal Expenditures 790.70

PER CENT:  
 Gross Debt .67  
 Net Debt .51  
 Tax Levy Collected 98.04  
 Tax Levy Cancelled, Abated or Adjusted

EXPENDITURES-CURRENT YEAR		REVENUES REALIZED-CURRENT YEAR			PROPERTY TAXES-CURRENT YEAR	
<b>GENERAL GOVERNMENT</b>		<b>REVENUES REALIZED-CURRENT YEAR</b>			<b>STATE EQUALIZED TAX RATE</b>	
Governing Body & Public Boards		Property Taxes Collected	10,899,526.43		Local District School Taxes	.88
Municipal Clerk		Payments in Lieu of Taxes			Regional & Consolidated School Tax	.38
Financial Administration	25,200.00	Delinquent Tax & Lien Collections	248,693.78		School Taxes in Municipal Budget	
Assessment of Taxes	24,245.00	Business Personalty Replacement Taxes	24,922.00		County Taxes	.45 *
Collection of Taxes	99,560.00	Taxes from Public Utilities	395,497.00		County Library Taxes	.02
Planning, Housing & Development	11,950.00	Other Miscellaneous Tax Revenues			Local Municipal Purpose Taxes	.44
Human Resources	104,059.57	State Aid Revenues	364,226.34		Veteran & Senior Citizen Taxes	
Elections		Federal Aid Revenues			Total Taxes for Rate Computation	2.17
General Administration (other)	573,340.00				Special District Taxes	
<b>JUDICIARY</b>		Sale of Acquired Property			Bank Corp. Taxes	
Municipal Courts	18,586.00	Other Miscellaneous Revenues	359,507.51		Added and Omitted Taxes	64,789.76
<b>PUBLIC SAFETY</b>		Total	12,292,373.06		Total Taxes Levied - ABSTRACT	11,117,741.09
Fire Protection	74,781.10	Prior Years Surplus Appropriated	695,000.00		Total Taxes Billed	11,117,741.09
Police Protection	787,502.33	<b>REVENUES TOTAL</b>	<b>12,987,373.06</b>		<b>TAXES COLLECTED</b>	<b>10,899,526.43</b>
Civil Defense & Disaster Control		Reserve For Uncollected Taxes	426,071.00		Taxes Cancelled, Abated or Adjusted	
Environmental Inspection & Control	41,569.00	<b>CAPITAL OUTLAY TOTAL</b>	<b>316,150.19</b>		Transfer to Tax Title Liens or Foreclosed	
Other Public Safety	2,500.00				Ending Balance	218,214.66
<b>PUBLIC WORKS</b>		Public Enterprises			<b>PRIOR YEARS TAXES OUTSTANDING</b>	
Streets and Drainage	430,308.26	Recreation-Culture	31,143.98		Beginning Balance	250,627.40
Sewers and Sewage Processing	151,675.64	Public Works	191,462.99		Collected	248,693.79
Garbage and Trash Disposal	359,657.00	Buildings and Grounds	93,543.22		Cancelled, Abated or Adjusted	
Public Buildings and Grounds	26,325.00	Library and Education			Transfers to Tax Title Liens or Foreclosed	
Other Public Works	129,760.00	Conservation			Ending Balance	1,933.62
<b>HEALTH and WELFARE</b>		All Other			<b>TAX TITLE LIENS OUTSTANDING</b>	
Health Services Except Environmental	16,590.00				Beginning Balance	
Welfare-Public Assistance	1,777.00	<b>CAPITAL DEBT AUTHORIZED, ENDING BALANCE</b>			Transfer From Taxes	
Hospital, Clinics, First Aid		ISSUED AND UNISSUED			Redeemed	
Animal, Insect, & Rodent Control		School	774,347		Cancelled, Abated or Adjusted	
Other Welfare Services		Self-Liquidating			Transfers to Foreclosed Property	
<b>RECREATION and CONSERVATION</b>		Other	2,518,350		Ending Balance	
Beaches and Boardwalks		Total	3,292,697		<b>PROPERTY ACQUIRED BY DEED OR FORECLOSURE</b>	
Parks, Playgrounds, Shade Trees	82,291.00	ISSUED AND OUTSTANDING			Beginning Balance	11,200.00
Land Reclamation & Conservation	5,000.00	School	774,347.69		Transfers From Taxes or Liens	
Other Recreational Services	33,245.00	Self-Liquidating			Sala for Cash	
<b>EDUCATION (excluding schools)</b>		Other	2,416,500.00		Cancelled, Abated or Adjusted	
Libraries	53,500.00	Total	3,190,847.69		Ending Balance	11,200.00
Other Educational Services		<b>EQUALIZED VALUATION BASIS FOR NET DEBT COMPUTATION</b>	<b>493,039,228</b>		<b>CURRENT FINANCES ENDING BALANCE ASSETS</b>	
<b>STATUTORY EXPENDITURES</b>		<b>REAL PROPERTY VALUATIONS</b>			Cash	1,333,282.82
Pensions & F. I. C. A.	196,267.00	Code Class # of Parcels % VALN			Taxes Receivable	220,148.28
Employee Fringe Benefits	20,000.00	1 Vacant Land 62 1.26	5,683,000.00		Tax Title Liens	
Other Statutory Expenditures		2 Residential 1963 93.32	420,512,900.00		Foreclosed Property	11,200.00
<b>MUNICIPAL FUNCTIONS TOTAL</b>	<b>3,269,688.90</b>	3 Farm			Emergencies & Other Deferred Charges	125,828.00
<b>CAPITAL IMPROVEMENTS *MEMO*</b>	<b>19,875.00</b>	4a Commercial 63 5.42	24,433,100.00		State and Federal Aid Receivable	
<b>DEBT SERVICE</b>		4b Industrial			Other Receivables	10,710.04
Principal Payments	390,000.00	4c Apartments			Total	1,701,169.14
Interest Payments	158,371.50	Total	2088		<b>LIABILITIES, RESERVES, AND SURPLUS</b>	
<b>DEFERRED CHARGES</b>	<b>32,782.70</b>	Land Area 1.55 Sq. Miles			Cash Liabilities	669,857.73
<b>SCHOOL, COUNTY, SPECIAL DISTRICT TAXES</b>	<b>8,823,574.84</b>	Net Valuation Taxable-Municipal	451,232,427		Reserves for Receivables	242,058.32
<b>RESERVE FOR UNCOLLECTED TAXES</b>	<b>426,071.00</b>	Net Valuation Taxable-County	495,972,698		Surplus	789,253.09
<b>EXPENDITURES TOTAL</b>	<b>13,100,488.94</b>	State Equalized Valuation	512,158,655		Total	1,701,169.14
		State Equalization Ratio	88.09			

\*Includes County Health Service Taxes or County Open Space Tax. See Table 13.

0217

Population 1990 30,548  
 Population 1994 30,791  
 S & P Rating  
 Moody Rating A1

General Tax Rate Per \$100. 2.24  
 State Equalized Tax Rate 2.23

**FAIR LAWN BOROUGH - BERGEN COUNTY**  
 Form of Government:  
**Council-Manager Plan E (OMCL 50)**  
 Number of Members on Governing Body - 5

PER CAPITA: PER CENT:  
 Gross Debt 798.91 Gross Debt 1.01  
 Net Debt 667.50 Net Debt .84  
 Debt Service 45.71 Tax Levy Collected 98.40  
 Total Tax Levy 1,731.14 Tax Levy Cancelled, Abated or Adjusted .41  
 Municipal Expenditures 758.50

EXPENDITURES-CURRENT YEAR		REVENUES REALIZED-CURRENT YEAR		PROPERTY TAXES-CURRENT YEAR	
<b>GENERAL GOVERNMENT</b>		<b>REVENUES REALIZED-CURRENT YEAR</b>		<b>PROPERTY TAXES-CURRENT YEAR</b>	
Governing Body & Public Boards		Property Taxes Collected	52,544,238.94	STATE EQUALIZED TAX RATE	
Municipal Clerk		Payments in Lieu of Taxes		Local District School Taxes	1.30 33,689,746.00
Financial Administration	301,090.09	Delinquent Tax & Lien Collections	549,289.09	Regional & Consolidated School Tax	
Assessment of Taxes	671,480.00	Business Personalty Replacement Taxes	758,666.52	School Taxes in Municipal Budget	
Collection of Taxes	148,480.00	Taxes from Public Utilities	2,912,814.00	County Taxes	.29 * 6,937,415.86
Planning, Housing & Development	85,100.00	Other Miscellaneous Tax Revenues		County Library Taxes	
Human Resources	274,075.19	State Aid Revenues	1,534,839.91	Local Municipal Purpose Taxes	.54 12,838,416.12
Elections		Federal Aid Revenues		Veteran & Senior Citizen Taxes	424,200.00
General Administration (other)	1,131,570.00			Total Taxes for Rate Computation	2.23 53,689,777.98
<b>JUDICIARY</b>		Seie of Acquired Property		Special District Taxes	
Municipal Courts	287,016.00	Other Miscellaneous Revenues	1,631,897.66	Bank Corp. Taxes	
<b>PUBLIC SAFETY</b>				Added and Omitted Taxes	38,072.46
Fire Protection	316,694.40	Total	59,931,746.12	Total Taxes Levied - ABSTRACT	53,303,650.44
Police Protection	3,922,474.50	Prior Years Surplus Appropriated	3,000,000.00	Total Taxes Billed	53,398,293.11
Civil Defense & Disaster Control	55,600.00	REVENUES TOTAL	62,931,746.12	TAXES COLLECTED	52,544,238.94
Environmental Inspection & Control	348,990.00	Reserve For Uncollected Taxes	2,227,670.06	Taxes Cancelled, Abated or Adjusted	219,369.73
Other Public Safety				Transfer to Tax Title Liens or Foreclosed	9,869.44
<b>PUBLIC WORKS</b>		CAPITAL OUTLAY TOTAL	2,829,995.53	Ending Balance	624,815.00
Streets and Drainage	769,821.00			<b>PRIOR YEARS TAXES OUTSTANDING</b>	
Sewers and Sewage Processing	2,891,423.67	Public Enterprises		Beginning Balance	669,994.97
Garbage and Trash Disposal	1,852,000.00	Recreation-Culture	1,599.75	Collected	543,057.59
Public Buildings and Grounds	485,210.00	Public Works	886,148.57	Cancelled, Abated or Adjusted	117,463.19
Other Public Works		Buildings and Grounds	1,853,077.21	Transfers to Tax Title Liens or Foreclosed	
<b>HEALTH and WELFARE</b>		Library and Education	89,170.00	Ending Balance	9,474.19
Health Services Except Environmental	361,320.00	Conservation		TAX TITLE LIENS OUTSTANDING	
Welfare-Public Assistance	146,120.00	All Other		Beginning Balance	59,745.58
Hospital, Clinics, First Aid				Transfer From Taxes	10,800.64
Animal, Insect, & Rodent Control		CAPITAL DEBT AUTHORIZED, ENDING BALANCE		Redeemed	6,231.50
Other Welfare Services	3,700.00	ISSUED AND UNISSUED		Cancelled, Abated or Adjusted	
<b>RECREATION and CONSERVATION</b>		School	1,169,223	Transfers to Foreclosed Property	
Beeches and Boardwalks		Self-Liquidating	4,868,215	Ending Balance	64,314.72
Perks, Playgrounds, Shade Trees	876,560.00	Other	18,561,680	PROPERTY ACQUIRED BY DEED OR FORECLOSURE	
Land Reclamation & Conservation	270,319.22	Total	24,599,118	Beginning Balance	85,910.00
Other Recreational Services	636,800.00	ISSUED AND OUTSTANDING		Transfers From Taxes or Liens	
<b>EDUCATION (excluding schools)</b>		School	1,169,223.08	Sale for Cash	
Libraries	1,291,608.00	Self-Liquidating	2,400,000.00	Cancelled, Abated or Adjusted	
Other Educational Services	6,500.00	Other	12,001,196.00	Ending Balance	85,910.00
<b>STATUTORY EXPENDITURES</b>		Total	15,570,419.08	<b>CURRENT FINANCES ENDING BALANCE</b>	
Pensions & F. I. C. A.	1,000,700.00	EQUALIZED VALUATION BASIS FOR NET DEBT COMPUTATION	2,442,080,894	ASSETS	
Employee Fringe Benefits	1,566,000.00	REAL PROPERTY VALUATIONS		Cash	5,804,296.64
Other Statutory Expenditures		Code Class # of Parcels % VAL'N ASSESSED VALUATION		Taxes Receivable	634,289.19
<b>MUNICIPAL FUNCTIONS</b>		1 Vacant Land 182 .54 12,797,000.00		Tax Title Liens	64,314.72
<b>CAPITAL IMPROVEMENTS</b>		2 Residential 10202 82.31 1,947,847,600.00		Foreclosed Property	85,910.00
<b>DEBT SERVICE</b>		3 Farm 1 18,300.00		Emergencies & Other Deferred Charges	475,000.00
Principal Payments	882,202.00	4e Commercial 358 8.75 207,036,000.00		State and Federal Aid Receivable	2,744.50
Interest Payments	525,315.04	4b Industrial 62 6.96 154,774,700.00		Other Receivables	804,779.21
<b>DEFERRED CHARGES</b>		4c Apartments 12 1.44 34,116,900.00		Total	7,871,334.26
SCHOOL, COUNTY, SPECIAL DISTRICT TAXES	40,427,161.86	Total 10817 2,366,590,500.00		<b>LIABILITIES, RESERVES, AND SURPLUS</b>	
RESERVE FOR UNCOLLECTED TAXES	2,227,670.06	Land Area 5.30 Sq. Miles		Cash Liabilities	3,223,634.17
<b>EXPENDITURES</b>		Net Valuation Taxable-Municipal	2,381,944,416	Reserves for Receivables	1,589,293.12
		Net Valuation Taxable-County	2,416,500,752	Surplus	3,058,406.97
		State Equalized Valuation	2,396,999,613	Total	7,871,334.26
		State Equalization Ratio	99.37		

\*Includes County Health Service Taxes or County Open Space Tax. See Table 13.

0605

Population 1990 5,699  
 Population 1994 6,454  
 S & P Rating  
 Moody Rating AA

General Tax Rate Per \$100 2.96  
 State Equalized Tax Rate 2.28

FAIRFIELD TOWNSHIP - CUMBERLAND CO.

Form of Government:  
 Township Committee  
 Number of Members on Governing Body - 3

PER CAPITA:  
 Gross Debt 131.32  
 Net Debt 14.87  
 Debt Service  
 Total Tax Levy 447.67  
 Municipal Expenditures 284.12

PER CENT:  
 Gross Debt .70  
 Net Debt .08  
 Tax Levy Collected 83.99  
 Tax Levy Cancelled, Abated or Adjusted .12

EXPENDITURES-CURRENT YEAR		REVENUES REALIZED-CURRENT YEAR		PROPERTY TAXES-CURRENT YEAR	
<b>GENERAL GOVERNMENT</b>		<b>REVENUES REALIZED-CURRENT YEAR</b>		<b>STATE EQUALIZED TAX RATE</b>	
Governing Body & Public Boards		Property Taxes Collected	2,426,741.28	Local District School Taxes .86	1,072,497.00
Municipal Clerk		Payments in Lieu of Taxes		Regional & Consolidated School Tax .39	481,756.82
Financial Administration	61,110.00	Delinquent Tax & Lien Collections	435,646.99	School Taxes in Municipal Budget	
Assessment of Taxes	18,715.00	Business Personality Replacement Taxes	20,645.12	County Taxes 1.02 *	1,270,506.38
Collection of Taxes	31,715.00	Taxes from Public Utilities	259,815.00	County Library Taxes	
Planning, Housing & Development	19,127.00	Other Miscellaneous Tax Revenues		Local Municipal Purpose Taxes .02	29,052.90
Human Resources	7,659.00	State Aid Revenues	451,852.91	Veteran & Senior Citizen Taxes	65,750.00
Elections	2,500.00	Federal Aid Revenues	2,500.00	Total Taxes for Rate Computation 2.29	2,919,563.10
General Administration (other)	322,700.00			Special District Taxes	
<b>JUDICIARY</b>		Sale of Acquired Property		Bank Corp. Taxes	
Municipal Courts	56,000.00	Other Miscellaneous Revenues	335,096.58	Added and Omitted Taxes	35,439.07
<b>PUBLIC SAFETY</b>		Total	3,932,297.88	Total Taxes Levied - ABSTRACT	2,889,252.17
Fire Protection	67,989.00	Prior Years Surplus Appropriated	407,500.00	Total Taxes Billed	2,889,260.05
Police Protection	169,400.00	<b>REVENUES TOTAL</b>	<b>4,339,797.88</b>	<b>TAXES COLLECTED</b>	<b>2,426,741.28</b>
Civil Defense & Disaster Control	2,000.00	Reserve For Uncollected Taxes	486,768.80	Taxes Cancelled, Abated or Adjusted	3,406.00
Environmental Inspection & Control	27,440.00			Transfer to Tax Title Liens or Foreclosed	9,556.64
Other Public Safety		<b>CAPITAL OUTLAY TOTAL</b>		Ending Balance	449,556.13
<b>PUBLIC WORKS</b>				<b>PRIOR YEARS TAXES OUTSTANDING</b>	
Streets and Drainage	160,963.29	Public Enterprises		Beginning Balance	467,954.00
Sewers and Sewage Processing	20,690.00	Recreation-Culture		Collected	432,292.87
Garbage and Trash Disposal	168,000.00	Public Works		Cancelled, Abated or Adjusted	790.03
Public Buildings and Grounds	40,750.00	Buildings and Grounds		Transfers to Tax Title Liens or Foreclosed	439.56
Other Public Works	14,050.00	Library and Education		Ending Balance	34,431.54
<b>HEALTH and WELFARE</b>		Conservation		<b>TAX TITLE LIENS OUTSTANDING</b>	
Health Services Except Environmental	5,000.00	All Other		Beginning Balance	59,720.90
Welfare-Public Assistance	28,415.00			Transfer From Taxes	10,090.87
Hospital, Clinics, First Aid		<b>CAPITAL DEBT AUTHORIZED, ENDING BALANCE</b>		Redeemed	3,354.12
Animal, Insect, & Rodent Control	9,500.00	<b>ISSUED AND UNISSUED GROSS DEBT NET DEBT</b>		Cancelled, Abated or Adjusted	
Other Welfare Services		School 751,508		Transfers to Foreclosed Property	
<b>RECREATION and CONSERVATION</b>		Self-Liquidating		Ending Balance	66,457.65
Beaches and Boardwalks		Other 96,000	96,000	<b>PROPERTY ACQUIRED BY DEED OR FORECLOSURE</b>	
Perks, Playgrounds, Shade Trees	3,600.00	Total 847,508	96,000	Beginning Balance	55,700.00
Land Reclamation & Conservation	1,000.00	<b>ISSUED AND OUTSTANDING</b>		Transfers From Taxes or Liens	
Other Recreational Services		School	751,508.28	Sold for Cash	
<b>EDUCATION (excluding schools)</b>		Self-Liquidating		Cancelled, Abated or Adjusted	
Libraries		Other		Ending Balance	55,700.00
Other Educational Services		Total	751,508.28	<b>CURRENT FINANCES ENDING BALANCE</b>	
<b>STATUTORY EXPENDITURES</b>		<b>EQUALIZED VALUATION BASIS FOR NET DEBT COMPUTATION</b>	121,117,623	<b>ASSETS</b>	
Pensions & F. I. C. A.	37,000.00	<b>REAL PROPERTY VALUATIONS</b>		Cash	455,375.99
Employee Fringe Benefits	41,600.00	Code Class # of Parcels % VAL'N ASSESSED VALUATION		Taxes Receivable	483,987.67
Other Statutory Expenditures	10,000.00	1 Vacant Land 859 6.95 6,606,500.00		Tax Title Liens	66,457.65
<b>MUNICIPAL FUNCTIONS TOTAL</b>	<b>1,326,923.29</b>	2 Residential 1481 78.36 74,479,400.00		Foreclosed Property	55,700.00
<b>CAPITAL IMPROVEMENTS *MEMO*</b>	<b>75,000.00</b>	3 Farm 264 7.28 6,919,900.00		Emergencies & Other Deferred Charges	1,192.66
<b>DEBT SERVICE</b>		4e Commercial 58 7.41 7,038,200.00		State and Federal Aid Receivable	341.78
Principal Payments		4b Industrial		Other Receivables	186,200.88
Interest Payments		4c Apartments		Total	1,249,256.62
<b>DEFERRED CHARGES</b>	<b>19,987.30</b>	Total 2662	95,044,000.00	<b>LIABILITIES, RESERVES, AND SURPLUS</b>	
<b>SCHOOL, COUNTY, SPECIAL DISTRICT TAXES</b>	<b>2,824,760.20</b>	Land Area 43.40 Sq. Miles		Cash Liabilities	276,963.69
<b>RESERVE FOR UNCOLLECTED TAXES</b>	<b>486,768.80</b>	Net Valuation Taxable-Municipal	96,412,871	Reserves for Receivables	792,346.20
<b>EXPENDITURES TOTAL</b>	<b>6,658,439.59</b>	Net Valuation Taxable-County	124,024,451	Surplus	179,946.73
		State Equalized Valuation	124,658,532	Total	1,249,256.62
		State Equalization Ratio	77.09		

Population 1990 7,615  
 Population 1994 7,475  
 S & P Rating  
 Moody Rating

General Tax Rate Per \$100. 1.88  
 State Equalized Tax Rate 1.88

**FAIRFIELD TOWNSHIP - ESSEX COUNTY**  
 Form of Government:  
**Small Municipality Plan C (OMCL 50)**  
 Number of Members on Governing Body - 5

PER CAPITA  
 Gross Debt 1,076.38  
 Net Debt 935.47  
 Debt Service 112.07  
 Total Tax Levy 3,978.51  
 Municipal Expenditures 1,426.77

PER CENT:  
 Gross Debt .43  
 Net Debt .42  
 Tax Levy Collected 94.14  
 Tax Levy Cancelled, Abated or Adjusted 1.74

EXPENDITURES-CURRENT YEAR		REVENUES REALIZED-CURRENT YEAR		PROPERTY TAXES-CURRENT YEAR	
<b>GENERAL GOVERNMENT</b>		<b>REVENUES REALIZED-CURRENT YEAR</b>		<b>PROPERTY TAXES-CURRENT YEAR</b>	
Governing Body & Public Boards		Property Taxes Collected	28,082,725.78	STATE EQUALIZED TAX RATE	
Municipal Clerk		Payments in Lieu of Taxes		Local District School Taxes .35	5,523,479.00
Financial Administration	107,500.00	Delinquent Tax & Lien Collections	1,521,424.45	Regional & Consolidated School Tax .50	7,856,683.21
Assessment of Taxes	251,250.00	Business Personalty Raplacament Taxes	507,852.00	School Taxes in Municipal Budget	
Collection of Taxes	69,100.00	Taxes from Public Utilities	901,098.00	County Taxes .71 *	11,201,926.24
Planning, Housing & Davatpment	43,893.79	Other Miscellaneous Tax Ravanuas		County Library Taxes	
Human Resources	106,952.00	State Aid Ravanuas	413,940.17	Local Municipal Purpose Taxes .33	5,145,880.22
Elactions	3,500.00	Federal Aid Ravanuas		Veteran & Senior Citizen Taxes	62,850.00
General Administration (other)	871,804.00			Total Taxes for Rata Computation 1.89	29,790,818.67
<b>JUDICIARY</b>		<b>REVENUES REALIZED-CURRENT YEAR</b>		<b>PROPERTY TAXES-CURRENT YEAR</b>	
Municipal Courts	125,424.71	Sale of Acquired Property	1,178,440.21	Special District Taxes	
<b>PUBLIC SAFETY</b>		Other Miscellaneous Revenues	32,605,480.61	Bank Corp. Taxes	
Fire Protection	155,652.00			Added and Omitted Taxes	11,415.36
Police Protection	2,176,396.07	Prior Years Surplus Appropriated	1,000,000.00	Total Taxes Levied - ABSTRACT	29,739,384.03
Civil Defansa & Disastar Control	3,500.00	REVENUES TOTAL	33,605,480.61	Total Taxes Billed	29,829,384.72
Environmental Inspection & Control	124,000.00	Reserva For Uncollected Taxes	2,410,083.39	TAXES COLLECTED	28,082,725.78
Other Public Safety				Taxes Cancelled, Abatad or Adjusted	520,495.39
<b>PUBLIC WORKS</b>		<b>CAPITAL OUTLAY</b>		<b>PROPERTY TAXES-CURRENT YEAR</b>	
Streets and Drainaga	568,307.17	Public Enterprises	160,506.14	Transfer to Tax Title Liens or Foreclosed	41,258.48
Sawers and Sewage Processing		Recreation-Culture		Ending Balance	1,184,905.07
Garbage and Tresh Disposal	536,739.00	Public Works	368,041.28	<b>PRIOR YEARS TAXES OUTSTANDING</b>	
Public Buildings and Grounds	73,508.00	Buildings and Grounds	1,958,301.34	Beginning Balance	1,728,372.63
Other Public Works	67,000.00	Library and Education		Collected	1,521,424.45
<b>HEALTH and WELFARE</b>		All Other		Cancelled, Abated or Adjusted	40,063.06
Health Sarvics Excapt Environmental	84,900.00	<b>CAPITAL DEBT AUTHORIZED, ENDING BALANCE</b>		Transfers to Tax Title Liens or Foreclosed	1,746.30
Walfara-Public Assistance	13,600.00	ISSUED AND UNISSUED		Ending Balance	165,138.82
Hospital, Clinics, First Aid		School	97,773	<b>TAX TITLE LIENS OUTSTANDING</b>	
Animat, Insect, & Rodant Control	8,400.00	Sail-Liquidating	955,570	Beginning Balance	212,937.16
Other Walfara Sarvics		Other	6,992,631	Transfer From Taxes	43,183.37
<b>RECREATION and CONSERVATION</b>		Total	8,045,974	Redeemed	
Baachas and Boardwalks		<b>ISSUED AND OUTSTANDING</b>		Cancelled, Abated or Adjusted	
Perks, Playgrounds, Shade Traas	267,355.00	School	97,773.37	Transfers to Foraclosed Property	
Land Reclamation & Constarvation	500.00	Sail-Liquidating	186,200.00	Ending Balance	256,120.53
Other Recraetional Sarvics	600.00	Other	4,074,143.00	<b>PROPERTY ACQUIRED BY DEED OR FORECLOSURE</b>	
<b>EDUCATION (axcluding schools)</b>		Total	4,358,116.37	Beginning Balance	585,538.00
Librarias	450,289.00	<b>EQUALIZED VALUATION BASIS FOR NET DEBT COMPUTATION</b>		Transfers From Taxes or Liens	
Other Educational Sarvics		1,659,138.123		Sale for Cash	
<b>STATUTORY EXPENDITURES</b>		<b>REAL PROPERTY VALUATIONS</b>		Cancelled, Abeted or Adjusted	
Panslons & F. I. C. A.	383,078.00	Code	Class	# of Parcels	% VAL'N
Employee Fringe Benelits	609,500.00	1	Vacant Land	314	2.43
Other Statutory Expendituras		2	Residential	2269	34.00
<b>MUNICIPAL FUNCTIONS</b>		3	Farm	20	.09
TOTAL	7,102,748.74	4a	Commarciel	385	27.14
<b>CAPITAL IMPROVEMENTS</b>		4b	Industrial	280	36.34
MEMO	45,000.00	4c	Apartmentas		
<b>DEBT SERVICE</b>		Total	3268		
Principal Payments	632,900.00	Land Area	10.58	Sq. Miles	
Interest Payments	204,809.53	Net Valuation Taxable-Municipal		1,586,062,200	
<b>DEFERRED CHARGES</b>		Net Valuation Taxable-County		1,671,748,765	
SCHOOL, COUNTY, SPECIAL DISTRICT TAXES	314,561.00	State Equalized Valuation		1,583,241,455	
RESERVE FOR UNCOLLECTED TAXES	24,582,088.45	State Equalization Ratio		100.18	
TOTAL	2,410,083.39				
<b>EXPENDITURES</b>					
TOTAL	35,247,191.11				

\*Includes County Health Sarvica Taxes or County Open Space Tax. See Tabla 13.

0213

Population 1990 10,733  
 Population 1994 11,086  
 S & P Rating  
 Moody Rating A

General Tax Rate Per \$100. 2.32  
 State Equalized Tax Rate 2.32

**FAIRVIEW BOROUGH - BERGEN COUNTY**  
 Form of Government:  
**Borough Council**  
 Number of Members on Governing Body - 6

PER CAPITA: Gross Debt 647.58 PER CENT: Gross Debt 1.28  
 Net Debt 333.15 Net Debt .66  
 Debt Service 23.58 Tax Levy Collected 96.05  
 Total Tax Levy 1,127.82 Tax Levy Cancelled, Abated  
 Municipal Expenditures 785.83 or Adjusted .83

EXPENDITURES-CURRENT YEAR		REVENUES REALIZED-CURRENT YEAR		PROPERTY TAXES-CURRENT YEAR	
<b>GENERAL GOVERNMENT</b>				<b>STATE EQUALIZED TAX RATE</b> 1.25	
Governing Body & Public Boards		Property Taxes Collected 12,055,199.00		Local District School Taxes 6,759,307.00	
Municipal Clerk		Payments in Lieu of Taxes 96,983.80		Regional & Consolidated School Tax	
Financial Administration 54,488.00		Delinquent Tax & Lien Collections 534,938.49		School Taxes in Municipal Budget	
Assessment of Taxes 60,818.00		Business Personalty Replacement Taxes 212,946.84		County Taxes .26 * 1,417,497.81	
Collection of Taxes 90,370.00		Texes from Public Utilities 502,756.89		County Library Taxes	
Planning, Housing & Development 7,899.00		Other Miscellaneous Tax Revenues		Local Municipal Purpose Taxes .80 4,322,400.00	
Human Resources 151,521.00		State Aid Revenues 1,261,831.58		Veteran & Senior Citizen Taxes 154,850.00	
Elections		Federal Aid Revenues		Total Taxes for Rate Computation 2.31 12,654,054.81	
General Administration (other) 1,207,722.00		Sale of Acquired Property		Special District Taxes	
<b>JUDICIARY</b>		Other Miscellaneous Revenues 1,302,937.09		Bank Corp. Taxes	
Municipal Courts 82,706.00		Total 15,967,593.69		Added and Omitted Taxes 3,795.00	
<b>PUBLIC SAFETY</b>		Prior Years Surplus Appropriated 860,000.00		Total Taxes Levied - ABSTRACT 12,502,999.81	
Fire Protection 176,368.00		REVENUES TOTAL 16,827,593.69		Total Taxes Billed 12,551,598.00	
Police Protection 1,792,514.00		Reserve For Uncollected Taxes 780,100.00		TAXES COLLECTED 12,055,199.00	
Civil Defense & Disaster Control 400.00		<b>CAPITAL OUTLAY</b> TOTAL 968,305.00		Taxes Cancelled, Abated or Adjusted 104,290.00	
Environmental Inspection & Control 84,632.54		Public Enterprises		Transfer to Tax Title Liens or Foreclosed 24,734.00	
Other Public Safety		Recreation-Culture 16,991.00		Ending Balance 367,375.00	
<b>PUBLIC WORKS</b>		Public Works 42,997.00		<b>PRIOR YEARS TAXES OUTSTANDING</b>	
Streets and Drainage 399,212.00		Buildings and Grounds 908,317.00		Beginning Balance 664,785.00	
Sewers and Sewage Processing 1,013,772.00		Library and Education		Collected 534,938.00	
Garbage and Trash Disposal 815,234.00		Conservation		Cancelled, Abated or Adjusted 73,643.00	
Public Buildings and Grounds 91,820.00		All Other		Transfers to Tax Title Liens or Foreclosed	
Other Public Works 28,000.00		<b>CAPITAL DEBT AUTHORIZED, ENDING BALANCE</b>		Ending Balance 56,204.00	
<b>HEALTH and WELFARE</b>		ISSUED AND UNISSUED		<b>TAX TITLE LIENS OUTSTANDING</b>	
Health Services Except Environmental 102,866.00		GROSS DEBT		Beginning Balance 82,942.00	
Welfare-Public Assistance 13,335.00		NET DEBT		Transfer From Taxes 24,734.00	
Hospital, Clinics, First Aid		SCHOOL 3,409,398		Redeemed	
Animal, Insect, & Rodent Control		Self-Liquidating 3,769,640		Cancelled, Abated or Adjusted	
Other Welfare Services		Other 7,179,038		Transfers to Foreclosed Property	
<b>RECREATION and CONSERVATION</b>		ISSUED AND OUTSTANDING		Ending Balance 107,676.00	
Beaches and Boardwalks		SCHOOL 3,409,398.00		<b>PROPERTY ACQUIRED BY DEED OR FORECLOSURE</b>	
Parks, Playgrounds, Shade Trees 56,995.00		Self-Liquidating 3,696,500.00		Beginning Balance 250.00	
Land Reclamation & Conservation 76,731.62		Other 7,105,898.00		Transfers From Taxes or Liens	
Other Recreational Services 65,440.00		EQUALIZED VALUATION BASIS		Sale for Cash	
<b>EDUCATION (excluding schools)</b>		FOR NET DEBT COMPUTATION 562,376,664		Cancelled, Abated or Adjusted	
Libraries 181,995.00		<b>REAL PROPERTY VALUATIONS</b>		Ending Balance 250.00	
Other Educational Services		Code Class # of Parcels % VAL'N		<b>CURRENT FINANCES ENDING BALANCE</b>	
<b>STATUTORY EXPENDITURES</b>		ASSESSED VALUATION		ASSETS	
Pensions & F. I. C. A. 328,486.00		1 Vacant Land 82 1.61 8,700,900.00		Cash 2,116,050.00	
Employee Fringe Benefits 552,905.00		2 Residential 1994 60.78 328,266,900.00		Taxes Receivable 423,579.00	
Other Statutory Expenditures 5,000.00		3 Farm		Tax Title Liens 107,676.00	
<b>MUNICIPAL FUNCTIONS</b>		4a Commercial 212 17.92 96,795,550.00		Foreclosed Property 250.00	
CAPITAL IMPROVEMENTS 37,000.00		4b Industrial 129 10.09 54,472,900.00		Emergencies & Other Deferred Charges	
<b>DEBT SERVICE</b>		4c Apartments 106 9.60 51,877,600.00		State and Federal Aid Receivable 44,673.00	
Principal Payments 155,000.00		Total 2523 540,113,850.00		Other Receivables 31,118.00	
Interest Payments 106,416.00		Land Area .90 Sq Miles		Total 2,723,346.00	
<b>DEFERRED CHARGES</b>		Net Valuation Taxable-Municipal 540,853,567		<b>LIABILITIES, RESERVES, AND SURPLUS</b>	
229,000.00		Net Valuation Taxable-County 494,406,844		Cash Liabilities 893,188.00	
<b>SCHOOL, COUNTY, SPECIAL DISTRICT TAXES</b>		State Equalized Valuation 540,853,567		Reserves for Receivables 562,623.00	
8,176,804.81		State Equalization Ratio 100.00		Surplus 1,267,535.00	
<b>RESERVE FOR UNCOLLECTED TAXES</b>				Total 2,723,346.00	
780,100.00					
<b>EXPENDITURES TOTAL</b>					
16,888,548.97					

2005

Population 1990 **7,115**  
 Population 1994 **7,107**  
 S & P Rating  
 Moody Rating **A1**

General Tax Rate Per \$100. **5.79**  
 State Equalized Tax Rate **2.64**

**FANWOOD BOROUGH - UNION COUNTY**

Form of Government:  
**Borough Council**

Number of Members on Governing Body - **6**

PER CAPITA:		PER CENT:
Gross Debt	<b>631.98</b>	Gross Debt <b>.95</b>
Net Debt	<b>476.75</b>	Net Debt <b>.71</b>
Debt Service	<b>74.10</b>	Tax Levy Collected <b>97.74</b>
Total Tax Levy	<b>1,805.39</b>	Tax Levy Cancelled, Abated or Adjusted <b>.18</b>
Municipal Expenditures	<b>714.67</b>	

EXPENDITURES-CURRENT YEAR		REVENUES REALIZED-CURRENT YEAR		PROPERTY TAXES-CURRENT YEAR	
<b>GENERAL GOVERNMENT</b>		<b>REVENUES REALIZED-CURRENT YEAR</b>		<b>STATE EQUALIZED TAX RATE</b> →	
Governing Body & Public Boards		Property Taxes Collected	<b>12,542,506.94</b>	Local District School Taxes	
Municipal Clerk		Payments in Lieu of Taxes		Regional & Consolidated School Tax	<b>1.60</b>
Financial Administration	<b>64,900.00</b>	Delinquent Tax & Lien Collections	<b>408,568.13</b>	School Taxes in Municipal Budget	
Assessment of Taxes	<b>24,638.02</b>	Business Personality Replacement Taxes	<b>40,123.32</b>	County Taxes	<b>.48</b> *
Collection of Taxes	<b>28,266.17</b>	Taxes from Public Utilities	<b>653,941.00</b>	County Library Taxes	
Planning, Housing & Development	<b>11,458.00</b>	Other Miscellaneous Tax Revenues		Local Municipal Purpose Taxes	<b>.57</b>
Human Resources	<b>82,562.69</b>	State Aid Revenues	<b>419,478.75</b>	Veteran & Senior Citizen Taxes	
Elections		Federal Aid Revenues		Total Taxes for Rate Computation	<b>2.65</b>
General Administration (other)	<b>781,925.54</b>			Special District Taxes	
<b>JUDICIARY</b>		Sale of Acquired Property		Bank Corp. Taxes	
Municipal Courts	<b>83,575.00</b>	Other Miscellaneous Revenues	<b>599,261.02</b>	Added and Omitted Taxes	<b>4,207.90</b>
<b>PUBLIC SAFETY</b>		Total	<b>14,663,879.16</b>	Total Taxes Levied - ABSTRACT	<b>12,830,922.11</b>
Fire Protection	<b>128,539.68</b>	Prior Years Surplus Appropriated	<b>600,000.00</b>	Total Taxes Billed	<b>12,832,133.96</b>
Police Protection	<b>1,209,029.78</b>	<b>REVENUES TOTAL</b>	<b>15,263,879.16</b>	TAXES COLLECTED	<b>12,542,506.94</b>
Civil Defense & Disaster Control	<b>5,390.00</b>	Reserve For Uncollected Taxes	<b>416,000.00</b>	Taxes Cancelled, Abated or Adjusted	<b>23,107.09</b>
Environmental Inspection & Control	<b>63,087.42</b>	<b>CAPITAL OUTLAY TOTAL</b>	<b>241,171.72</b>	Transfer to Tax Title Liens or Foreclosed Ending Balance	<b>744.56</b>
Other Public Safety				<b>ENDING BALANCE</b>	<b>265,775.37</b>
<b>PUBLIC WORKS</b>		Public Enterprises		<b>PRIOR YEARS TAXES OUTSTANDING</b>	
Streets and Drainage	<b>547,319.60</b>	Recreation-Culture		Beginning Balance	<b>408,780.99</b>
Sewers and Sewage Processing	<b>91,655.00</b>	Public Works		Collected	<b>386,595.43</b>
Garbage and Trash Disposal		Buildings and Grounds	<b>241,171.72</b>	Cancelled, Abated or Adjusted	<b>2,965.91</b>
Public Buildings and Grounds		Library and Education		Transfers to Tax Title Liens or Foreclosed Ending Balance	<b>41.09</b>
Other Public Works	<b>15,000.00</b>	Conservation		<b>TAX TITLE LIENS OUTSTANDING</b>	<b>19,178.56</b>
<b>HEALTH and WELFARE</b>		All Other		Beginning Balance	<b>27,391.92</b>
Health Services Except Environmental	<b>42,830.00</b>			Transfer From Taxes	<b>832.53</b>
Welfare-Public Assistance	<b>5,329.20</b>	<b>CAPITAL DEBT AUTHORIZED, ENDING BALANCE</b>		Redeemed	<b>21,972.70</b>
Hospital, Clinics, First Aid		ISSUED AND UNISSUED	GROSS DEBT	Cancelled, Abated or Adjusted	
Animal, Insect, & Rodent Control	<b>1.00</b>	School	<b>1,103,214</b>	Transfers to Foreclosed Property	
Other Welfare Services		Self-Liquidating		Ending Balance	<b>6,251.75</b>
<b>RECREATION and CONSERVATION</b>		Other	<b>3,388,283</b>	<b>PROPERTY ACQUIRED BY DEED OR FORECLOSURE</b>	
Beeches and Boardwalks		Total	<b>4,491,497</b>	Beginning Balance	<b>12,279.00</b>
Perks, Playgrounds, Shade Trees	<b>60,459.55</b>	<b>ISSUED AND OUTSTANDING</b>		Transfers From Taxes or Liens	
Land Reclamation & Conservation	<b>3,804.06</b>	School	<b>1,103,214.41</b>	Sale for Cash	
Other Recreational Services	<b>13,800.00</b>	Self-Liquidating		Cancelled, Abated or Adjusted	
<b>EDUCATION (excluding schools)</b>		Other	<b>2,518,000.00</b>	Ending Balance	<b>12,279.00</b>
Libraries	<b>201,740.73</b>	Total	<b>3,621,214.41</b>	<b>CURRENT FINANCES ENDING BALANCE</b>	
Other Educational Services	<b>700.00</b>	<b>EQUALIZED VALUATION BASIS FOR NET DEBT COMPUTATION</b>		<b>ASSETS</b>	
<b>STATUTORY EXPENDITURES</b>				Cash	<b>1,855,857.85</b>
Pensions & F. I. C. A.	<b>271,816.09</b>			Taxes Receivable	<b>284,953.93</b>
Employee Fringe Benefits	<b>395,125.00</b>			Tax Title Liens	<b>6,251.75</b>
Other Statutory Expenditures				Foreclosed Property	
<b>MUNICIPAL FUNCTIONS</b>				Emergencies & Other Deferred Charges	<b>1,000.00</b>
TOTAL	<b>4,132,952.53</b>			State and Federal Aid Receivable	<b>17,282.00</b>
<b>CAPITAL IMPROVEMENTS</b>				Other Receivables	<b>32,573.53</b>
*MEMO*	<b>25,500.00</b>			Total	<b>2,197,919.06</b>
<b>DEBT SERVICE</b>				<b>LIABILITIES, RESERVES, AND SURPLUS</b>	
Principal Payments	<b>360,000.00</b>			Cash Liabilities	
Interest Payments	<b>166,621.01</b>			Reserves for Receivables	<b>4,201,602.58</b>
<b>DEFERRED CHARGES</b>				Surplus	<b>1,155,407.94</b>
	<b>3,600.00</b>			Total	<b>6,075,742.43</b>
<b>SCHOOL, COUNTY, SPECIAL DISTRICT TAXES</b>					
	<b>10,072,610.98</b>				
<b>RESERVE FOR UNCOLLECTED TAXES</b>					
	<b>416,000.00</b>				
<b>EXPENDITURES TOTAL</b>					
	<b>15,151,784.52</b>				



\*Includes County Health Service Taxes or County Open Space Tax. See Table 13.

1807

Population 1990 **657**  
 Population 1994 **690**  
 S & P Rating  
 Moody Rating

General Tax Rate Per \$100. **1.60**  
 State Equalized Tax Rate **1.14**

**FAR HILLS BORO. - SOMERSET CO.**  
 Form of Government:  
**Borough Council**  
 Number of Members on Governing Body - 6

PER CAPITA:  
 Gross Debt **1,442.93** Gross Debt **.58**  
 Net Debt **1,442.93** Net Debt **.59**  
 Debt Service **206.55** Tax Levy Collected **97.38**  
 Total Tax Levy **3,071.94** Tax Levy Cancelled, Abated  
 Municipal Expenditures **1,640.02** or Adjusted **.99**

EXPENDITURES-CURRENT YEAR	REVENUES REALIZED-CURRENT YEAR	PROPERTY TAXES-CURRENT YEAR
<b>GENERAL GOVERNMENT</b>		<b>STATE EQUALIZED TAX RATE</b>
Governing Body & Public Boards	1,210.00	Local District School Taxes <b>.32</b>
Municipal Clerk		Regional & Consolidated School Tax
Financial Administration	24,646.33	School Taxes in Municipal Budget
Assessment of Taxes	7,015.00	County Taxes <b>.40</b> *
Collection of Taxes	9,350.00	County Library Taxes
Planning, Housing & Development	28,001.92	Local Municipal Purpose Taxes <b>.43</b>
Human Resources	3,418.00	Veteran & Senior Citizen Taxes
Elections		Total Taxes for Rate Computation <b>1.15</b>
General Administration (other)	117,336.34	Special District Taxes
<b>JUDICIARY</b>		Bank Corp. Taxes
Municipal Courts	19,772.37	Added and Omitted Taxes
<b>PUBLIC SAFETY</b>		Total Taxes Levied - ABSTRACT
Fire Protection	38,692.40	Total Taxes Billed
Police Protection	310,358.06	<b>TAXES COLLECTED</b>
Civil Defense & Disaster Control		Taxes Cancelled, Abated or Adjusted
Environmental Inspection & Control	12,125.00	Transfer to Tax Title Liens or Foreclosed
Other Public Safety		Ending Balance
<b>PUBLIC WORKS</b>		<b>PRIOR YEARS TAXES OUTSTANDING</b>
Streets and Drainage	95,602.05	Beginning Balance
Sewers and Sewage Processing	33,500.00	Collected
Garbage and Trash Disposal	15,081.01	Cancelled, Abated or Adjusted
Public Buildings and Grounds	39,833.52	Transfers to Tax Title Liens or Foreclosed
Other Public Works		Ending Balance
<b>HEALTH and WELFARE</b>		<b>TAX TITLE LIENS OUTSTANDING</b>
Health Services Except Environmental	8,570.09	Beginning Balance
Welfare-Public Assistance	640.00	Transfer From Taxes
Hospital, Clinics, First Aid		Redeemed
Animal, Insect, & Rodent Control		Cancelled, Abated or Adjusted
Other Welfare Services		Transfers to Foreclosed Property
<b>RECREATION and CONSERVATION</b>		Ending Balance
Beeches and Boardwalks		<b>PROPERTY ACQUIRED BY DEED OR FORECLOSURE</b>
Parks, Playgrounds, Shade Trees	10,100.00	Beginning Balance
Land Reclamation & Conservation	500.00	Transfers From Taxes or Liens
Other Recreational Services	250.00	Sale for Cash
<b>EDUCATION (excluding schools)</b>		Cancelled, Abated or Adjusted
Libraries	58,211.00	Ending Balance
Other Educational Services		<b>CURRENT FINANCES ENDING BALANCE</b>
<b>STATUTORY EXPENDITURES</b>		<b>ASSETS</b>
Pensions & F. I. C. A.	35,247.00	Cash
Employee Fringe Benefits		Taxes Receivable
Other Statutory Expenditures	1,400.00	Tax Title Liens
<b>MUNICIPAL FUNCTIONS</b>		Foreclosed Property
CAPITAL IMPROVEMENTS	870,860.09	Emergencies & Other Deterred Charges
<b>DEBT SERVICE</b>	105,500.00	State and Federal Aid Receivable
Principal Payments	110,000.00	Other Receivables
Interest Payments	32,518.63	Total
<b>DEFERRED CHARGES</b>		<b>LIABILITIES, RESERVES, AND SURPLUS</b>
SCHOOL, COUNTY, SPECIAL DISTRICT TAXES	10,614.02	Cash Liabilities
RESERVE FOR UNCOLLECTED TAXES	1,299,896.40	Reserves for Receivables
EXPENDITURES	2,431,506.79	Surplus
		Total

\*Includes County Health Service Taxes or County Open Space Tax. See Table 13.

1314

Population 1990 1,462  
 Population 1994 1,510  
 S & P Rating  
 Moody Rating

General Tax Rate Per \$100. 2.65  
 State Equalized Tax Rate 2.43

FARMINGDALE BORO. - MONMOUTH CO.

Form of Government:

Borough Council

Number of Members on Governing Body - 6

PER CAPITA:  
 Gross Debt 2,338.67  
 Net Debt 646.27  
 Debt Service 13.25  
 Total Tax Levy 1,206.45  
 Municipal Expenditures 457.74

PER CENT:  
 Gross Debt 4.85  
 Net Debt 1.34  
 Tax Levy Collected 93.51  
 Tax Levy Cancelled, Abated or Adjusted .02

EXPENDITURES-CURRENT YEAR		REVENUES REALIZED-CURRENT YEAR		PROPERTY TAXES-CURRENT YEAR	
<b>GENERAL GOVERNMENT</b>		<b>REVENUES REALIZED-CURRENT YEAR</b>		<b>STATE EQUALIZED TAX RATE</b>	
Governing Body & Public Boards		Property Taxes Collected	1,704,080.40	Local District School Taxes	1.34
Municipal Clerk		Payments in Lieu of Taxes		Regionel & Consolidated School Tax	.27
Financial Administration	43,309.00	Delinquent Tax & Lien Collections	197,464.27	School Taxes in Municipal Budget	
Assessment of Taxes	8,689.08	Business Personalty Replacement Taxes	22,076.80	County Taxes	.48 *
Collection of Taxes	5,340.00	Taxes from Public Utilities	67,956.00	County Library Taxes	.02
Planning, Housing & Development	24,462.00	Other Miscellaneous Tax Revenues		Local Municipal Purpose Taxes	.21
Human Resources	4,000.00	State Aid Revenues	81,053.17	Veteran & Senior Citizen Taxes	
Elections	662.00	Federal Aid Revenues		Total Taxes for Rate Computation	2.42
General Administration (other)	129,027.40			Special District Taxes	
<b>JUDICIARY</b>		Sale of Acquired Property		Bank Corp. Taxes	
Municipal Courts	17,862.47	Other Miscellaneous Revenues	106,805.27	Added and Omitted Taxes	
<b>PUBLIC SAFETY</b>				Total Taxes Levied - ABSTRACT	1,821,744.62
Fire Protection	14,118.86			Total Taxes Billed	1,822,349.12
Police Protection	41,745.97			<b>TAXES COLLECTED</b>	1,704,080.40
Civil Defense & Disaster Control	2,500.00			Taxes Cancelled, Abated or Adjusted	338.56
Environmental Inspection & Control	10,950.00			Transfer to Tax Title Liens or Foreclosed	6,183.04
Other Public Safety				Ending Balance	111,747.12
<b>PUBLIC WORKS</b>		<b>CAPITAL OUTLAY</b>	<b>TOTAL</b>	<b>PRIOR YEARS TAXES OUTSTANDING</b>	
Streets and Drainage	62,778.52		22,655.16	Beginning Balance	142,228.72
Sewers and Sewage Processing		Public Enterprises		Collected	121,897.53
Garbage and Trash Disposal	7,200.00	Recreation-Culture		Cancelled, Abated or Adjusted	47.50
Public Buildings and Grounds	23,000.00	Public Works	22,655.16	Transfers to Tax Title Liens or Foreclosed	6,932.26
Other Public Works		Buildings and Grounds		Ending Balance	13,351.43
<b>HEALTH and WELFARE</b>		Library and Education		<b>TAX TITLE LIENS OUTSTANDING</b>	
Health Services Except Environmental	3,700.00	Conservation		Beginning Balance	154,675.04
Welfare-Public Assistance	1,761.00	All Other		Transfer From Taxes	14,450.64
Hospital, Clinics, First Aid				Redeemed	75,566.74
Animal, Insect, & Rodent Control				Cancelled, Abated or Adjusted	
Other Welfare Services				Transfers to Foreclosed Property	
<b>RECREATION and CONSERVATION</b>		<b>CAPITAL DEBT AUTHORIZED, ENDING BALANCE</b>		Ending Balance	93,558.94
Beeches and Boardwalks		<b>ISSUED AND UNISSUED</b>		<b>PROPERTY ACQUIRED BY DEED OR FORECLOSURE</b>	
Parks, Playgrounds, Shade Trees	500.00	School	1,449,246	Beginning Balance	1,200.00
Land Reclamation & Conservation	16,068.00	Sell-Liquidating	1,824,077	Transfers From Taxes or Liens	
Other Recreational Services	2,300.00	Other	258,071	Sale for Cash	
<b>EDUCATION (excluding schools)</b>		Total	3,531,395	Cancelled, Abated or Adjusted	
Libraries				Ending Balance	1,200.00
Other Educational Services		<b>ISSUED AND OUTSTANDING</b>		<b>CURRENT FINANCES ENDING BALANCE</b>	
<b>STATUTORY EXPENDITURES</b>		School	1,449,246.58	<b>ASSETS</b>	
Pensions and F. I. C. A.	19,621.00	Sell-Liquidating	960,000.00	Cash	648,151.11
Employee Fringe Benefits	20,472.76	Other		Taxes Receivable	125,098.55
Other Statutory Expenditures		Total	2,409,246.58	Tax Title Liens	93,558.94
<b>MUNICIPAL FUNCTIONS</b>		<b>EQUALIZED VALUATION BASIS</b>		Foreclosed Property	1,200.00
<b>CAPITAL IMPROVEMENTS</b>		<b>FOR NET DEBT COMPUTATION</b>		Emergencies & Other Deferred Charges	42,835.50
<b>DEBT SERVICE</b>			72,760,143	State and Federal Aid Receivable	5,785.88
Principle Payments	20,000.00	<b>REAL PROPERTY VALUATIONS</b>		Other Receivables	201,194.62
Interest Payments		<b>Code Class # of Parcels % VAL'N</b>		Total	1,117,824.60
<b>DEFERRED CHARGES</b>		1 Vacant Land	36 2.03	<b>LIABILITIES, RESERVES, AND SURPLUS</b>	
SCHOOL, COUNTY, SPECIAL DISTRICT TAXES	24,215.30	2 Residential	351 65.41	Cash Liabilities	219,444.87
RESERVE FOR UNCOLLECTED TAXES	186,899.17	3 Farm	2 .67	Reserves for Receivables	421,052.11
<b>EXPENDITURES</b>		4e Commercial	34 14.10	Surplus	477,327.62
<b>TOTAL</b>	<b>460,068.06</b>	4b Industrial	5 10.19	Total	1,117,824.60
		4c Apartments	3 7.60		
		Total	431		
		Land Area	.50 Sq. Miles		
		Net Valuation Taxable-Municipal	68,527,669		
		Net Valuation Taxable-County	75,896,927		
		State Equalized Valuation	74,529,461		
		State Equalization Ratio	91.58		

0314

Population 1990 579  
 Population 1994 584  
 S & P Rating  
 Moody Rating

General Tax Rate Per \$100. 2.68  
 State Equalized Tax Rate 3.06

**FIELDSBORO BORO. - BURLINGTON CO.**  
 Form of Government:  
**Borough Council**  
 Number of Members on Governing Body - 6

PER CAPITA: Gross Debt 865.51 PER CENT: Gross Debt 2.30  
 Net Debt 431.09 Net Debt 1.15  
 Debt Service 8.39 Tax Levy Collected 87.40  
 Total Tax Levy 1,088.44 Tax Levy Cancelled, Abated  
 Municipal Expenditures 692.09 or Adjusted .03

EXPENDITURES-CURRENT YEAR		REVENUES REALIZED-CURRENT YEAR			PROPERTY TAXES-CURRENT YEAR	
<b>GENERAL GOVERNMENT</b>		<b>REVENUES REALIZED-CURRENT YEAR</b>			<b>STATE EQUALIZED TAX RATE</b>	
Governing Body & Public Boards		Property Taxes Collected	555,605.40	Local District School Taxes		
Municipal Clerk		Payments in Lieu of Taxes		Regional & Consolidated School Tax	1.74	359,301.99
Financial Administration	8,400.00	Delinquent Tax & Lien Collections	83,308.85	School Taxes in Municipal Budget		
Assessment of Taxes	5,670.00	Business Personalty Replacement Taxes	65,648.00	County Taxes	.62	127,661.36
Collection of Taxes	5,105.00	Taxes from Public Utilities	34,581.88	County Library Taxes	.04	8,327.44
Planning, Housing & Development	1,810.00	Other Miscellaneous Tax Revenues		Local Municipal Purpose Taxes	.66	136,392.00
Human Resources	25,000.00	State Aid Revenues	48,659.37	Veteran & Senior Citizen Taxes		5,850.00
Elections		Federal Aid Revenues		Total Taxes for Rate Computation	3.06	637,532.79
General Administration (other)	63,496.00			Special District Taxes		
<b>JUDICIARY</b>		Sale of Acquired Property		Bank Corp. Taxes		
Municipal Courts	11,410.00	Other Miscellaneous Revenues	48,771.46	Added and Omitted Taxes		3,967.60
<b>PUBLIC SAFETY</b>				Total Taxes Levied - ABSTRACT		635,650.39
Fire Protection	5,000.00	Total	836,574.96	Total Taxes Billed		635,694.93
Police Protection	25,750.00	Prior Years Surplus Appropriated	28,000.00	<b>TAXES COLLECTED</b>		555,605.40
Civil Defense & Disaster Control	3,325.00	<b>REVENUES</b>	<b>864,574.96</b>	Taxes Cancelled, Abated or Adjusted		159.71
Environmentel Inspection & Control		Reserve For Uncollected Taxes	99,973.00	Transfer to Tax Title Liens or Foreclosed		11,053.61
Other Public Safety		<b>CAPITAL OUTLAY</b>	<b>87,566.69</b>	Ending Balance		68,876.21
<b>PUBLIC WORKS</b>		<b>TOTAL</b>	<b>87,566.69</b>	<b>PRIOR YEARS TAXES OUTSTANDING</b>		
Streets and Drainage	36,424.37	Public Enterprises		Beginning Balance		81,146.84
Sewers and Sewage Processing		Recreation-Culture		Collected		77,661.74
Garbage and Trash Disposal	43,370.00	Public Works	83,779.21	Cancelled, Abated or Adjusted		8.47
Public Buildings and Grounds	16,994.72	Buildings and Grounds	3,787.48	Transfers to Tax Title Liens or Foreclosed		511.90
Other Public Works		Library and Education		Ending Balance		2,964.73
<b>HEALTH and WELFARE</b>		Conservation		<b>TAX TITLE LIENS OUTSTANDING</b>		
Health Services Except Environmentel	500.00	Alt Other		Beginning Balance		46,182.87
Welfare-Public Assistance	450.00			Transfer From Taxes		10,322.24
Hospital, Clinics, First Aid		<b>CAPITAL DEBT AUTHORIZED, ENDING BALANCE</b>		Redeemed		5,647.11
Animal, Insect, & Rodent Control		<b>ISSUED AND UNISSUED</b>		Cancelled, Abated or Adjusted		2,308.57
Other Welfare Services		School	253,699	Transfers to Foreclosed Property		
<b>RECREATION and CONSERVATION</b>		Self-Liquidating		Ending Balance		48,549.43
Beeches and Boardwalks		Other	251,758	<b>PROPERTY ACQUIRED BY DEED OR FORECLOSURE</b>		
Parks, Playgrounds, Shade Trees	2,000.00	Total	505,457	Beginning Balance		26,868.63
Land Reclamation & Conservation		<b>ISSUED AND OUTSTANDING</b>		Transfers From Taxes or Liens		731.37
Other Recreational Services		School	253,699.00	Sale for Cash		
<b>EDUCATION (excluding schools)</b>		Self-Liquidating		Cancelled, Abated or Adjusted		
Libraries	50.00	Other	20,000.00	Ending Balance		27,600.00
Other Educational Services		Total	273,699.00	<b>CURRENT FINANCES ENDING BALANCE</b>		
<b>STATUTORY EXPENDITURES</b>		<b>EQUALIZED VALUATION BASIS FOR NET DEBT COMPUTATION</b>	<b>21,935,403</b>	<b>ASSETS</b>		
Pensions & F. I. C. A.	7,509.16	<b>REAL PROPERTY VALUATIONS</b>		Cash		222,645.60
Employee Fringe Benefits		Code Class # of Percels % VAL'N		Taxes Receivable		68,876.21
Other Statutory Expenditures		1 Vacant Land 64 5.31	1,249,200.00	Tax Title Liens		48,549.43
<b>MUNICIPAL FUNCTIONS</b>		2 Residential 170 63.22	14,876,500.00	Foreclosed Property		27,600.00
<b>CAPITAL IMPROVEMENTS</b>	<b>*MEMO*</b>	3 Farm		Emergencies & Other Deferred Charges		17,694.22
<b>DEBT SERVICE</b>		4a Commercial 7 6.64	1,561,500.00	State and Federal Aid Receivable		
Principal Payments	4,000.00	4b Industrial 1 24.83	5,843,900.00	Other Receivables		108,896.38
Interest Payments	900.00	4c Apartments		Total		494,261.84
		Total 242	23,531,100.00	<b>LIABILITIES, RESERVES, AND SURPLUS</b>		
<b>DEFERRED CHARGES</b>		Land Area .30 Sq. Miles		Cash Liabilities		61,147.90
SCHOOL, COUNTY, SPECIAL DISTRICT TAXES	37,040.84	Net Valuation Taxable-Municipal	23,580,712	Reserves for Receivables		253,922.02
RESERVE FOR UNCOLLECTED TAXES	495,290.79	Net Valuation Taxable-County	24,862,405	Surplus		179,191.92
EXPENDITURES	99,973.00	State Equalized Valuation	20,681,879	Total		494,261.84
<b>TOTAL</b>	<b>899,468.88</b>	State Equalization Ratio	114.05			

\*Includes County Health Service Taxes or County Open Space Tax. See Table 13.

1039

Population 1990 4,047  
 Population 1994 4,141  
 S & P Rating  
 Moody Rating

Genarel Tax Rate Per \$100. 2.33  
 State Equalized Tax Rate 2.33

FLEMINGTON BORO. - HUNTERDON CO.  
 Form of Government:  
**Borough Council**  
 Number of Members on Governing Body - 6

PER CAPITA: PER CENT:  
 Gross Debt 1,782.70 Gross Debt 2.50  
 Net Debt 271.84 Net Debt .38  
 Debt Service 16.59 Tax Levy Collected 96.40  
 Total Tax Levy 1,653.30 Tax Levy Cancelled, Abated  
 Municipal Expenditures 652.48 or Adjusted .21

EXPENDITURES-CURRENT YEAR		REVENUES REALIZED-CURRENT YEAR		PROPERTY TAXES-CURRENT YEAR	
<b>GENERAL GOVERNMENT</b>		<b>REVENUES REALIZED-CURRENT YEAR</b>		<b>STATE EQUALIZED TAX RATE</b>	
Governing Body & Public Boards		Property Taxes Collected	6,601,021.21	Local District School Taxes	1.07 3,130,841.30
Municipal Clerk		Payments in Lieu of Taxes		Regional & Consolidated School Tax	.46 1,349,686.46
Financial Administration	59,000.00	Delinquent Tax & Lien Collections	277,377.62	School Taxes in Municipal Budget	
Assessment of Taxes	36,809.62	Business Personalty Replacement Taxes	108,091.24	County Taxes	.32 * 936,878.45
Collection of Taxes	28,600.00	Taxes from Public Utilities	219,763.00	County Library Taxes	
Planning, Housing & Development	32,050.00	Other Miscellaneous Tax Revenues		Local Municipal Purpose Taxes	.49 1,427,006.82
Human Resources	54,036.00	State Aid Revenues	206,247.52	Veteran & Senior Citizen Taxes	
Elections		Federal Aid Revenues		Total Taxes for Rate Computation	2.34 6,862,913.03
General Administration (other)	345,550.00			Special District Taxes	
<b>JUDICIARY</b>		Sale of Acquired Property		Bank Corp. Taxes	
Municipal Courts	83,785.04	Other Miscellaneous Revenues	494,818.11	Added and Omitted Taxes	1,896.66
<b>PUBLIC SAFETY</b>				Total Taxes Levied - ABSTRACT	6,846,309.69
Fire Protection	55,168.00	Prior Years Surplus Appropriated	200,000.00	Total Taxes Billed	6,847,303.40
Police Protection	562,863.78	REVENUES TOTAL	8,107,318.70	TAXES COLLECTED	6,601,021.21
Civil Defense & Disaster Control	4,000.00	Reserve For Uncollected Taxes	398,800.00	Taxes Cancelled, Abated or Adjusted	14,141.84
Environmental Inspection & Control	54,050.00			Transfer to Tax Title Liens or Foreclosed	
Other Public Safety		<b>CAPITAL OUTLAY TOTAL</b>	<b>204,225.25</b>	Ending Balance	232,140.35
<b>PUBLIC WORKS</b>		Public Enterprises		<b>PRIOR YEARS TAXES OUTSTANDING</b>	
Streets and Drainage	219,801.53	Recreation-Cultura	18,090.00	Beginning Balance	286,285.89
Sewers and Sewage Processing		Public Works	136,406.95	Collected	277,377.62
Garbage and Trash Disposal	170,000.00	Buildings and Grounds	49,728.30	Cancelled, Abated or Adjusted	
Public Buildings and Grounds	34,000.00	Library and Education		Transfers to Tax Title Liens or Foreclosed	
Other Public Works		Conservation		Ending Balance	8,908.27
<b>HEALTH and WELFARE</b>		All Other		<b>TAX TITLE LIENS OUTSTANDING</b>	
Health Services Except Environmental	20,250.00			Beginning Balance	
Welfare-Public Assistance	27,665.00	<b>CAPITAL DEBT AUTHORIZED, ENDING BALANCE</b>		Transfer From Taxes	
Hospital, Clinics, First Aid		ISSUED AND UNISSUED		Redeemed	
Animal, Insect, & Rodent Control	4,135.00	School	6,127,253	Cancelled, Abated or Adjusted	
Other Welfare Services		Self-Liquidating	129,196	Transfers to Foreclosed Property	
<b>RECREATION and CONSERVATION</b>		Other	1,125,710	Ending Balance	
Beaches and Boardwalks		Total	7,382,159	PROPERTY ACQUIRED BY DEED OR FORECLOSURE	
Parks, Playgrounds, Shade Trees		ISSUED AND OUTSTANDING		Beginning Balance	
Land Reclamation & Conservation	38,000.00	School	4,703,957.82	Transfers From Taxes or Liens	
Other Recreational Services	17,500.00	Self-Liquidating		Sale for Cash	
<b>EDUCATION (excluding schools)</b>		Other	240,000.00	Cancelled, Abated or Adjusted	
Libraries	169,915.00	Total	4,943,957.82	Ending Balance	
Other Educational Services		<b>EQUALIZED VALUATION BASIS</b>		<b>CURRENT FINANCES ENDING BALANCE</b>	
<b>STATUTORY EXPENDITURES</b>		FOR NET DEBT COMPUTATION	295,549,318	<b>ASSETS</b>	
Pensions & F. I. C. A.	92,725.00	<b>REAL PROPERTY VALUATIONS</b>		Cash	1,092,488.58
Employee Fringe Benefits	66,050.00	Code Class # of Parcels % VAL'N		Taxes Receivable	241,048.62
Other Statutory Expenditures		1 Vacant Land 43 1.30	3,673,300.00	Tax Title Liens	
<b>MUNICIPAL FUNCTIONS</b>		2 Residential 821 42.24	119,764,400.00	Foreclosed Property	
<b>CAPITAL IMPROVEMENTS</b>	2,175,953.97	3 Farm 3	7,814.00	Emergencies & Other Deferred Charges	14,000.00
<b>DEBT SERVICE</b>	50,000.00	4a Commercial 227 46.44	131,659,500.00	State and Federal Aid Receivable	
Principal Payments	60,000.00	4b Industrial 2 .72	2,047,200.00	Other Receivables	35,056.00
Interest Payments	8,700.00	4c Apartments 9 9.30	26,371,300.00	Total	1,382,593.20
<b>DEFERRED CHARGES</b>	58,480.00	Total 1105	283,523,514.00	<b>LIABILITIES, RESERVES, AND SURPLUS</b>	
<b>SCHOOL, COUNTY, SPECIAL DISTRICT TAXES</b>	5,417,406.21	Land Area 1.10 Sq Miles		Cash Liabilities	446,859.48
<b>RESERVE FOR UNCOLLECTED TAXES</b>	398,800.00	Net Valuation Taxable-Municipal	286,418,692	Reserves for Receivables	276,104.62
<b>EXPENDITURES</b>	8,119,340.18	Net Valuation Taxable-County	305,572,242	Surplus	659,629.10
		State Equalized Valuation	293,658,704	Total	1,382,593.20
		State Equalization Ratio	97.51		

\*Includes County Health Service Taxes or County Open Space Tax. See Table 13.

0315

Population 1990 10,266  
 Population 1994 10,527  
 S & P Rating  
 Moody Rating AAA

General Tax Rate Per \$100. 2.44  
 State Equalized Tax Rate 2.53

**FLORENCE TWP. - BURLINGTON COUNTY**  
 Form of Government:  
**Mayor-Council Plan F (OMCL 50)**  
 Number of Members on Governing Body - 5

PER CAPITA: PER CENT:  
 Gross Debt 1,937.39 Gross Debt 4.67  
 Net Debt 646.84 Net Debt 1.56  
 Debt Service 76.00 Tax Levy Collected 95.13  
 Total Tax Levy 1,092.14 Tax Levy Cancelled, Abated  
 Municipal Expenditures 607.95 or Adjusted .45

EXPENDITURES-CURRENT YEAR		REVENUES REALIZED-CURRENT YEAR		PROPERTY TAXES-CURRENT YEAR	
<b>GENERAL GOVERNMENT</b>				<b>STATE EQUALIZED TAX RATE</b>	
Governing Body & Public Boards	24,729.00	Property Taxes Collected	10,941,639.06	Local District School Taxes	1.33
Municipal Clerk	104,147.00	Payments in Lieu of Taxes		Regional & Consolidated School Tax	
Financial Administration	161,412.00	Delinquent Tax & Lien Collections	471,713.57	School Taxes in Municipal Budget	
Assessment of Taxes	24,000.00	Business Personalty Replacement Taxes	416,581.49	County Taxes	.53 *
Collection of Taxes	81,477.00	Taxes from Public Utilities	783,717.00	County Library Taxes	.04
Planning, Housing & Development	59,804.00	Other Miscellaneous Tax Revenues		Local Municipal Purpose Taxes	.63
Human Resources	107,118.00	State Aid Revenues	634,232.13	Veteran & Senior Citizen Taxes	
Elections		Federal Aid Revenues		Total Taxes for Rate Computation	2.53
General Administration (other)	458,922.00			Special District Taxes	
<b>JUDICIARY</b>				Bank Corp. Taxes	
Municipal Courts	118,133.00	Sale of Acquired Property		Added and Omitted Taxes	
<b>PUBLIC SAFETY</b>		Other Miscellaneous Revenues	1,248,833.37	Total Taxes Levied - ABSTRACT	11,496,942.09
Fire Protection	33,922.00			Total Taxes Billed	11,501,960.78
Police Protection	1,471,264.50	Prior Years Surplus Appropriated	300,000.00	<b>TAXES COLLECTED</b>	10,941,639.06
Civil Defense & Disaster Control	500.00	<b>REVENUES</b>	<b>TOTAL</b>	Taxes Cancelled, Abated or Adjusted	51,599.25
Environmental Inspection & Control	142,056.00	Reserve For Uncollected Taxes	695,441.00	Transfer to Tax Title Liens or Foreclosed	74,537.45
Other Public Safety		<b>CAPITAL OUTLAY</b>	<b>TOTAL</b>	Ending Balance	434,185.01
<b>PUBLIC WORKS</b>				<b>PRIOR YEARS TAXES OUTSTANDING</b>	
Streets and Drainage	394,333.56	Public Enterprises	218,931.55	Beginning Balance	598,023.57
Sewers and Sewage Processing	319,970.00	Recreation-Culture	55,821.34	Collected	460,309.51
Garbage and Trash Disposal	211,000.00	Public Works	247,079.21	Cancelled, Abated or Adjusted	16,109.61
Public Buildings and Grounds	179,101.00	Buildings and Grounds	180,505.19	Transfers to Tax Title Liens or Foreclosed	988.89
Other Public Works	31,450.00	Library and Education		Ending Balance	120,615.56
<b>HEALTH and WELFARE</b>		Conservation		<b>TAX TITLE LIENS OUTSTANDING</b>	
Health Services Except Environmental	1,185.00	All Other		Beginning Balance	1,269,522.42
Welfare-Public Assistance	19,630.00			Transfer From Taxes	75,526.34
Hospital, Clinics, First Aid		<b>CAPITAL DEBT AUTHORIZED, ENDING BALANCE</b>		Redeemed	11,404.06
Animal, Insect, & Rodent Control		<b>ISSUED AND UNISSUED</b>	<b>GROSS DEBT</b>	Cancelled, Abated or Adjusted	
Other Welfare Services		School	10,223,000	Transfers to Foreclosed Property	
<b>RECREATION and CONSERVATION</b>		Self-Liquidating	3,362,618	Ending Balance	1,333,644.70
Beeches and Boardwalks		Other	6,809,316	<b>PROPERTY ACQUIRED BY DEED OR</b>	
Parks, Playgrounds, Shade Trees	67,722.00	Total	20,394,934	<b>FORECLOSURE</b>	
Land Reclamation & Conservation	12,073.68	<b>ISSUED AND OUTSTANDING</b>		Beginning Balance	9,940.01
Other Recreational Services	63,709.00	School	10,223,000.00	Transfers From Taxes or Liens	
<b>EDUCATION (excluding schools)</b>		Self-Liquidating	3,158,768.00	Sale for Cash	
Libraries	48,350.00	Other	5,225,800.00	Cancelled, Abated or Adjusted	
Other Educational Services		Total	18,607,568.00	Ending Balance	9,940.01
<b>STATUTORY EXPENDITURES</b>		<b>EQUALIZED VALUATION BASIS</b>		<b>CURRENT FINANCES ENDING BALANCE</b>	
Pensions & F. I. C. A.	236,575.00	<b>FOR NET DEBT COMPUTATION</b>	<b>436,520,975</b>	<b>ASSETS</b>	
Employee Fringe Benefits	327,335.00	<b>REAL PROPERTY VALUATIONS</b>		Cash	2,672,074.91
Other Statutory Expenditures		Code Class # of Parcels % VAL'N	<b>ASSESSED VALUATION</b>	Taxes Receivable	554,800.57
<b>MUNICIPAL FUNCTIONS</b>	<b>TOTAL</b>	1 Vacant Land 383 3.67	16,288,100.00	Tax Title Liens	1,333,644.70
<b>CAPITAL IMPROVEMENTS</b>	<b>* MEMO *</b>	2 Residential 3461 79.19	351,282,300.00	Foreclosed Property	9,940.01
<b>DEBT SERVICE</b>		3 Farm 123 1.43	6,351,050.00	Emergencies & Other Deferred Charges	175,785.78
Principal Payments	531,800.00	4a Commercial 156 5.74	25,479,300.00	State and Federal Aid Receivable	19,261.92
Interest Payments	268,283.14	4b Industrial 25 8.85	39,250,400.00	Other Receivables	5,809.99
		4c Apartments 8 1.12	4,969,200.00	Total	4,771,317.88
		Total 4156	443,620,350.00	<b>LIABILITIES, RESERVES, AND SURPLUS</b>	
<b>DEFERRED CHARGES</b>		Land Area 9.65 Sq Miles		Cash Liabilities	2,012,491.44
SCHOOL, COUNTY, SPECIAL DISTRICT TAXES	204,404.56	Net Valuation Taxable-Municipal	447,062,120	Reserves for Receivables	1,904,195.27
RESERVE FOR UNCOLLECTED TAXES	8,618,358.90	Net Valuation Taxable-County	456,078,856	Surplus	854,631.17
<b>EXPENDITURES</b>	<b>TOTAL</b>	State Equalized Valuation	430,780,514	Total	4,771,317.88
		State Equalization Ratio	103.81		

\*Includes County Health Service Taxes or County Open Space Tax. See Table 13

1411

Population 1990 **8,521**  
 Population 1994 **8,834**  
 S & P Rating  
 Moody Rating

General Tax Rate Per \$100. **1.88**  
 State Equalized Tax Rate **1.31**

**FLORHAM PARK BOROUGH - MORRIS CO.**  
 Form of Government:  
**Borough Council**  
 Number of Members on Governing Body - 6

PER CAPITA  
 Gross Debt **929.75** PER CENT  
 Net Debt **281.70** Gross Debt **.55**  
 Debt Service **107.10** Net Debt **.17**  
 Total Tax Levy **2,373.29** Tax Levy Collected **99.30**  
 Municipal Expenditures **910.46** Tax Levy Cancelled, Abated or Adjusted

EXPENDITURES-CURRENT YEAR		REVENUES REALIZED-CURRENT YEAR		PROPERTY TAXES-CURRENT YEAR	
<b>GENERAL GOVERNMENT</b>		Property Taxes Collected		STATE EQUALIZED TAX RATE	
Governing Body & Public Boards			<b>20,828,606.00</b>	Local District School Taxes	<b>.45</b> <b>7,204,466.00</b>
Municipal Clerk				Regional & Consolidated School Tax	<b>.28</b> <b>4,427,950.34</b>
Financial Administration	<b>134,204.00</b>	Payments in Lieu of Taxes		School Taxes in Municipal Budget	
Assessment of Taxes	<b>263,819.00</b>	Delinquent Tax & Lien Collections	<b>340,324.00</b>	County Taxes	<b>.29</b> * <b>4,593,214.67</b>
Collection of Taxes	<b>4,000.00</b>	Business Personally Replacement Taxes	<b>229,768.00</b>	County Library Taxes	
Planning, Housing & Development	<b>48,200.00</b>	Taxes from Public Utilities	<b>884,658.00</b>	Local Municipal Purpose Taxes	<b>.30</b> <b>4,724,632.00</b>
Human Resources	<b>160,104.00</b>	Other Miscellaneous Tax Revenues		Veteran & Senior Citizen Taxes	<b>48,450.00</b>
Elections	<b>3,800.00</b>	State Aid Revenues	<b>343,680.00</b>	Total Taxes for Rate Computation	<b>1.32</b> <b>20,998,713.01</b>
General Administration (other)	<b>1,219,299.00</b>	Federal Aid Revenues		Special District Taxes	
<b>JUDICIARY</b>				Bank Corp. Taxes	
Municipal Courts	<b>60,925.00</b>	Sale of Acquired Property		Added and Omitted Taxes	<b>15,410.00</b>
<b>PUBLIC SAFETY</b>		Other Miscellaneous Revenues	<b>1,024,065.00</b>	Total Taxes Levied - ABSTRACT	<b>20,965,673.01</b>
Fire Protection	<b>108,745.00</b>		<b>23,651,101.00</b>	Total Taxes Billed	<b>20,974,987.00</b>
Police Protection	<b>1,630,283.00</b>	Prior Years Surplus Appropriated	<b>800,000.00</b>	<b>TAXES COLLECTED</b>	<b>20,828,606.00</b>
Civil Defense & Disaster Control	<b>400.00</b>	REVENUES	<b>24,451,101.00</b>	Taxes Cancelled, Abated or Adjusted	
Environmental Inspection & Control	<b>73,979.00</b>	Reserve For Uncollected Taxes	<b>840,203.00</b>	Transfer to Tax Title Liens or Foreclosed	<b>11,266.00</b>
Other Public Safety				Ending Balance	<b>135,115.00</b>
<b>PUBLIC WORKS</b>		<b>CAPITAL OUTLAY</b>	<b>TOTAL</b>	<b>PRIOR YEARS TAXES OUTSTANDING</b>	
Streets and Drainage	<b>722,978.00</b>	Public Enterprises	<b>1,200,558.00</b>	Beginning Balance	<b>341,905.00</b>
Sewers and Sewage Processing	<b>200,000.00</b>	Recreation-Culture	<b>6,725.00</b>	Collected	<b>340,324.00</b>
Garbage and Trash Disposal	<b>73,610.00</b>	Public Works		Cancelled, Abated or Adjusted	
Public Buildings and Grounds	<b>325,650.00</b>	Buildings and Grounds	<b>1,193,833.00</b>	Transfers to Tax Title Liens or Foreclosed	<b>105.00</b>
Other Public Works	<b>167,122.00</b>	Library and Education		Ending Balance	<b>1,476.00</b>
<b>HEALTH and WELFARE</b>		Conservation		<b>TAX TITLE LIENS OUTSTANDING</b>	
Health Services Except Environmental	<b>51,858.00</b>	All Other		Beginning Balance	<b>45,778.00</b>
Welfare-Public Assistance	<b>3,000.00</b>			Transfer From Taxes	<b>11,371.00</b>
Hospital, Clinics, First Aid		<b>CAPITAL DEBT AUTHORIZED, ENDING BALANCE</b>		Redeemed	<b>210.00</b>
Animal, Insect, & Rodent Control	<b>5,300.00</b>	ISSUED AND UNISSUED		Cancelled, Abated or Adjusted	
Other Welfare Services		School	<b>5,619,943</b>	Transfers to Foreclosed Property	
<b>RECREATION and CONSERVATION</b>		Self-Liquidating	<b>105,000</b>	Ending Balance	<b>56,939.00</b>
Beaches and Boardwalks		Other	<b>2,488,500</b>	<b>PROPERTY ACQUIRED BY DEED OR FORECLOSURE</b>	
Perks, Playgrounds, Shade Trees	<b>9,000.00</b>	Total	<b>8,213,443</b>	Beginning Balance	
Land Reclamation & Conservation	<b>31,600.00</b>	ISSUED AND OUTSTANDING		Transfers From Taxes or Liens	
Other Recreational Services	<b>158,159.00</b>	School	<b>5,619,943.00</b>	Sale for Cash	
<b>EDUCATION (excluding schools)</b>		Self-Liquidating	<b>105,000.00</b>	Cancelled, Abated or Adjusted	
Libraries	<b>491,858.00</b>	Other	<b>2,488,500.00</b>	Ending Balance	
Other Educational Services		Total	<b>8,213,443.00</b>	<b>CURRENT FINANCES ENDING BALANCE</b>	
<b>STATUTORY EXPENDITURES</b>		EQUALIZED VALUATION BASIS		ASSETS	
Pensions & F. I. C. A.	<b>269,300.00</b>	FOR NET DEBT COMPUTATION	<b>1,485,556,918</b>	Cash	<b>2,217,218.00</b>
Employee Fringe Benefits		REAL PROPERTY VALUATIONS		Taxes Receivable	<b>136,801.00</b>
Other Statutory Expenditures		Code Class # of Parcels % VAL'N		Tax Title Liens	<b>56,939.00</b>
<b>MUNICIPAL FUNCTIONS</b>		1 Vacant Land 114 3.12		Foreclosed Property	
CAPITAL IMPROVEMENTS	<b>43,000.00</b>	2 Residential 3005 51.60		Emergencies & Other Deferred Charges	<b>157,960.00</b>
DEBT SERVICE		3 Farm 1 .01		State and Federal Aid Receivable	<b>2,549.00</b>
Principal Payments	<b>870,500.00</b>	4e Commercial 190 26.49		Other Receivables	<b>12,798.00</b>
Interest Payments	<b>75,651.00</b>	4b Industrial 20 18.79		Total	<b>2,584,265.00</b>
		4c Apartments		<b>LIABILITIES, RESERVES, AND SURPLUS</b>	
<b>DEFERRED CHARGES</b>	<b>39,490.00</b>	Total 3330	<b>1,106,040,200.00</b>	Cash Liabilities	<b>764,721.00</b>
SCHOOL, COUNTY, SPECIAL DISTRICT TAXES	<b>16,225,631.01</b>	Land Area 7.50 Sq. Miles		Reserves for Receivables	<b>206,538.00</b>
RESERVE FOR UNCOLLECTED TAXES	<b>840,203.00</b>	Net Valuation Taxable-Municipal	<b>1,109,634,575</b>	Surplus	<b>1,613,006.00</b>
<b>EXPENDITURES</b>	<b>TOTAL</b>	Net Valuation Taxable-County	<b>1,465,568,192</b>	Total	<b>2,584,265.00</b>
	<b>24,268,668.01</b>	State Equalized Valuation	<b>1,593,646,416</b>		
		State Equalization Ratio	<b>69.56</b>		

::Includes County Health Service Taxes or County Open Space Tax. See Table 13.

0110

Population 1990 **2,181**  
 Population 1994 **2,199**  
 S & P Rating  
 Moody Rating

General Tax Rate Per \$100. **2.44**  
 State Equalized Tax Rate **2.10**

**FOLSOM BOROUGH - ATLANTIC COUNTY**

Form of Government:  
**Borough Council**

Number of Members on Governing Body - 6

PER CAPITA: Gross Debt **847.43** PER CENT: Gross Debt **2.36**  
 Net Debt **624.60** Net Debt **1.74**  
 Debt Service **12.51** Tax Levy Collected **88.65**  
 Total Tax Levy **799.79** Tax Levy Cancelled, Abated  
 Municipal Expenditures **482.32** or Adjusted

EXPENDITURES-CURRENT YEAR		REVENUES REALIZED-CURRENT YEAR			PROPERTY TAXES-CURRENT YEAR	
<b>GENERAL GOVERNMENT</b>		<b>REVENUES REALIZED-CURRENT YEAR</b>			<b>STATE EQUALIZED TAX RATE</b>	
Governing Body & Public Boards		Property Taxes Collected		Local District School Taxes	1.21	995,990.00
Municipal Clerk		Payments in Lieu of Taxes	1,559,234.00	Regional & Consolidated School Tax		
Financial Administration	25,296.00	Delinquent Tax & Lien Collections	167,045.00	School Taxes in Municipal Budget		
Assessment of Taxes	14,100.00	Business Personality Replacement Taxes	22,273.00	County Taxes	.49 *	403,820.03
Collection of Taxes	17,200.00	Taxes from Public Utilities	121,265.00	County Library Taxes	.03	27,603.15
Planning, Housing & Development	4,700.00	Other Miscellaneous Tax Revenues		Local Municipal Purpose Taxes	.38	311,550.00
Human Resources	10,143.00	State Aid Revenues	163,537.00	Veteran & Senior Citizen Taxes		18,050.00
Elections		Federal Aid Revenues		Total Taxes for Rate Computation	2.11	1,757,013.18
General Administration (other)	194,152.00			Special District Taxes		
<b>JUDICIARY</b>		Sale of Acquired Property		Bank Corp. Taxes		
Municipal Courts	47,500.00	Other Miscellaneous Revenues	104,042.00	Added and Omitted Taxes		19,785.00
<b>PUBLIC SAFETY</b>		Total	2,137,396.00	Total Taxes Levied - ABSTRACT		1,758,748.18
Fire Protection	4,470.00	Prior Years Surplus Appropriated	331,486.00	Total Taxes Billed		1,758,897.00
Police Protection	32,221.00	<b>REVENUES TOTAL</b>	<b>2,468,882.00</b>	<b>TAXES COLLECTED</b>		<b>1,559,234.00</b>
Civil Defense & Disaster Control	1,900.00	Reserve For Uncollected Taxes	271,375.00	Taxes Cancelled, Abated or Adjusted		
Environmental Inspection & Control	14,500.00	<b>CAPITAL OUTLAY TOTAL</b>	<b>477,167.00</b>	Transfer to Tax Title Liens or Foreclosed		39,740.00
Other Public Safety				Ending Balance		159,923.00
<b>PUBLIC WORKS</b>		Public Enterprises		<b>PRIOR YEARS TAXES OUTSTANDING</b>		
Streets and Drainage	160,202.00	Recreation-Culture		Beginning Balance		187,550.00
Sewers and Sewage Processing	7,800.00	Public Works	434,242.00	Collected		160,747.00
Garbage and Trash Disposal	148,312.00	Buildings and Grounds	42,925.00	Cancelled, Abated or Adjusted		
Public Buildings and Grounds	23,500.00	Library and Education		Transfers to Tax Title Liens or Foreclosed		
Other Public Works		Conservation		Ending Balance		26,803.00
<b>HEALTH and WELFARE</b>		All Other		<b>TAX TITLE LIENS OUTSTANDING</b>		
Health Services Except Environmental	1,500.00			Beginning Balance		110,037.00
Welfare-Public Assistance	3,400.00	<b>CAPITAL DEBT AUTHORIZED, ENDING BALANCE</b>		Transfer From Taxes		39,740.00
Hospital, Clinics, First Aid	1,300.00	ISSUED AND UNISSUED		Redeemed		6,298.00
Animal, Insect, & Rodent Control	5,200.00	School		Cancelled, Abated or Adjusted		
Other Welfare Services		Self-Liquidating		Transfers to Foreclosed Property		
<b>RECREATION and CONSERVATION</b>		Other	1,373,500	Ending Balance		143,479.00
Beaches and Boardwalks		Total	1,863,500	<b>PROPERTY ACQUIRED BY DEED OR FORECLOSURE</b>		
Parks, Playgrounds, Shade Trees	15,402.00	ISSUED AND OUTSTANDING		Beginning Balance		14,477.00
Land Reclamation & Conservation	500.00	School		Transfers From Taxes or Liens		
Other Recreational Services		Self-Liquidating		Sale for Cash		
<b>EDUCATION (excluding schools)</b>		Other		Cancelled, Abated or Adjusted		
Libraries		Total	909,500.00	Ending Balance		14,477.00
Other Educational Services		<b>EQUALIZED VALUATION BASIS FOR NET DEBT COMPUTATION</b>		<b>CURRENT FINANCES ENDING BALANCE</b>		
<b>STATUTORY EXPENDITURES</b>		<b>REAL PROPERTY VALUATIONS</b>		<b>ASSETS</b>		
Pensions & F. I. C. A.	27,000.00	Code Class # of Parcels % VAL'N	ASSESSED VALUATION	Cash		647,197.00
Employee Fringe Benefits		1 Vacant Land 592 6.36	4,462,900.00	Taxes Receivable		186,726.00
Other Statutory Expenditures		2 Residential 619 71.95	50,499,950.00	Tax Title Liens		143,479.00
<b>MUNICIPAL FUNCTIONS</b>	<b>TOTAL</b>	3 Farm 91 1.17	818,800.00	Foreclosed Property		14,477.00
<b>CAPITAL IMPROVEMENTS</b>	<b>* MEMO *</b>	4a Commercial 44 7.95	5,580,000.00	Emergencies & Other Deferred Charges		1,532.00
<b>DEBT SERVICE</b>		4b Industrial 11 12.58	8,829,800.00	State and Federal Aid Receivable		358,488.00
Principal Payments	26,000.00	4c Apartments		Other Receivables		13,645.00
Interest Payments	1,513.00	Total	1357	Total		1,365,544.00
		Land Area 8.40 Sq Miles	70,191,450.00	<b>LIABILITIES, RESERVES, AND SURPLUS</b>		
<b>DEFERRED CHARGES</b>		Net Valuation Taxable-Municipal	71,275,097	Cash Liabilities		380,982.00
SCHOOL, COUNTY, SPECIAL DISTRICT TAXES	1,427,413.18	Net Valuation Taxable-County	80,012,432	Reserves for Receivables		600,536.00
RESERVE FOR UNCOLLECTED TAXES	271,375.00	State Equalized Valuation	82,455,604	Surplus		384,026.00
<b>EXPENDITURES</b>	<b>TOTAL</b>	State Equalization Ratio	86.26	Total		1,365,544.00

\*Includes County Health Service Taxes or County Open Space Tax See Table 13

0219

Population 1990 31,997  
 Population 1994 32,876  
 S & P Rating  
 Moody Rating AA

General Tax Rate Per \$100 1.93  
 State Equalized Tax Rate 1.83

**FORT LEE BOROUGH - BERGEN COUNTY**  
 Form of Government:  
**Borough Council**  
 Number of Members on Governing Body - 6

PER CAPITA:  
 Gross Debt 1,015.52  
 Net Debt 964.16  
 Debt Service 153.23  
 Total Tax Levy 1,663.75  
 Municipal Expenditures 1,114.62

PER CENT:  
 Gross Debt 1.03  
 Net Debt .97  
 Tax Levy Collected 95.61  
 Tax Levy Cancelled, Abated or Adjusted 1.19

EXPENDITURES-CURRENT YEAR		REVENUES REALIZED-CURRENT YEAR		PROPERTY TAXES-CURRENT YEAR	
<b>GENERAL GOVERNMENT</b>		<b>REVENUES REALIZED-CURRENT YEAR</b>		<b>PROPERTY TAXES-CURRENT YEAR</b>	
Governing Body & Public Boards	93,052.00	Property Taxes Collected	52,499,422.67	STATE EQUALIZED TAX RATE	
Municipal Clerk	160,629.00	Payments in Lieu of Taxes	152,617.00	Local District School Taxes	.86 25,858,802.00
Finance Administration	37,000.00	Delinquent Tax & Lien Collections	2,365,504.00	Regional & Consolidated School Tax	
Assessment of Taxes	448,167.00	Business Personalty Replacement Taxes	147,976.00	School Taxes in Municipal Budget	
Collection of Taxes	230,107.00	Taxes from Public Utilities	1,151,824.00	County Taxes	.19 * 5,708,070.60
Planning, Housing & Development	106,832.00	Other Miscellaneous Tax Revenues		County Library Taxes	
Human Resources	325,210.00	State Aid Revenues	5,843,221.00	Local Municipal Purpose Taxes	.77 23,061,807.53
Elections	11,046.00	Federal Aid Revenues		Veteran & Senior Citizen Taxes	146,400.00
General Administration (other)	2,821,716.00			Total Taxes for Rate Computation	1.82 54,775,080.13
<b>JUDICIARY</b>		Sale of Acquired Property		Special District Taxes	
Municipal Courts	663,000.00	Other Miscellaneous Revenues	3,178,550.26	Bank Corp. Taxes	
<b>PUBLIC SAFETY</b>				Added and Omitted Taxes	68,678.24
Fire Protection	1,539,765.00	Total	65,339,114.93	Total Taxes Levied - ABSTRACT	54,697,358.37
Police Protection	7,241,695.00	Prior Years Surplus Appropriated	650,000.00	Total Taxes Billed	54,912,056.38
Civil Defense & Disaster Control	127,708.00	<b>REVENUES TOTAL</b>	<b>65,989,114.93</b>	<b>TAXES COLLECTED</b>	<b>52,499,422.67</b>
Environmental Inspection & Control	419,645.00	Reserve For Uncollected Taxes	2,840,689.00	Taxes Cancelled, Abated or Adjusted	651,675.01
Other Public Safety		<b>CAPITAL OUTLAY TOTAL</b>	<b>3,246,620.00</b>	Transfer to Tax Title Liens or Foreclosed	18,346.58
<b>PUBLIC WORKS</b>				Ending Balance	1,742,612.12
Streets and Drainage	1,583,167.00	Public Enterprises		<b>PRIOR YEARS TAXES OUTSTANDING</b>	
Sewers and Sewage Processing	3,947,025.00	Recreation-Culture		Beginning Balance	2,291,453.14
Garbage and Trash Disposal	1,843,370.00	Public Works	682,898.00	Collected	2,256,420.17
Public Buildings and Grounds	338,898.00	Buildings and Grounds	2,563,722.00	Cancelled, Abated or Adjusted	
Other Public Works	91,000.00	Library and Education		Transfers to Tax Title Liens or Foreclosed	
<b>HEALTH and WELFARE</b>		Conservation		Ending Balance	35,032.97
Health Services Except Environmental	446,229.00	All Other		<b>TAX TITLE LIENS OUTSTANDING</b>	
Welfare-Public Assistance	66,950.00			Beginning Balance	203,456.25
Hospital, Clinics, First Aid		<b>CAPITAL DEBT AUTHORIZED, ENDING BALANCE</b>		Transfer From Taxes	18,346.58
Animal, Insect, & Rodent Control		<b>ISSUED AND UNISSUED</b>		Redeemed	109,084.33
Other Welfare Services		School		Cancelled, Abated or Adjusted	
<b>RECREATION and CONSERVATION</b>		Self-Liquidating		Transfers to Foreclosed Property	
Beaches and Boardwalks		Other	33,386,388	Ending Balance	112,718.50
Perks, Playgrounds, Shade Trees	453,390.00	Total	33,386,388	<b>PROPERTY ACQUIRED BY DEED OR FORECLOSURE</b>	
Land Reclamation & Conservation	140,840.00	<b>ISSUED AND OUTSTANDING</b>		Beginning Balance	8,220.00
Other Recreational Services	285,288.00	School		Transfers From Taxes or Liens	
<b>EDUCATION (excluding schools)</b>		Self-Liquidating		Sale for Cash	
Libraries	1,495,967.00	Other		Cancelled, Abated or Adjusted	
Other Educational Services		Total	28,631,018.51	Ending Balance	8,220.00
<b>STATUTORY EXPENDITURES</b>		<b>EQUALIZED VALUATION BASIS FOR NET DEBT COMPUTATION</b>		<b>CURRENT FINANCES ENDING BALANCE</b>	
Pensions & F. I. C. A.	1,569,259.00	<b>REAL PROPERTY VALUATIONS</b>		<b>ASSETS</b>	
Employee Fringe Benefits	1,625,000.00	Code Class # of Percels % VALN		Cash	8,049,479.00
Other Statutory Expenditures	1,000.00	1 Vacant Land 239 1.91	54,046,900.00	Texas Receivable	1,777,645.00
<b>MUNICIPAL FUNCTIONS</b>		2 Residential 6602 77.00	2,181,638,850.00	Tax Title Liens	112,719.00
CAPITAL IMPROVEMENTS	50,000.00	3 Farm		Foreclosed Property	8,220.00
<b>DEBT SERVICE</b>		4e Commercial 371 17.27	489,237,100.00	Emergencies & Other Deferred Charges	380,000.00
Principle Payments	3,341,092.00	4b Industrial 12 .49	13,923,000.00	State and Federal Aid Receivable	24,404.00
Interest Payments	1,696,360.00	4c Apartments 40 3.33	94,318,900.00	Other Receivables	36,332.00
		Total 7264	2,833,164,750.00	Total	10,388,799.00
<b>DEFERRED CHARGES</b>	653,200.00	Land Area 2.50 Sq. Miles		<b>LIABILITIES, RESERVES, AND SURPLUS</b>	
SCHOOL, COUNTY, SPECIAL DISTRICT TAXES	31,566,872.60	Net Valuation Taxable-Municipal	2,841,625,810	Cash Liabilities	7,591,886.00
RESERVE FOR UNCOLLECTED TAXES	2,840,689.00	Net Valuation Taxable-County	2,144,038,485	Reserves for Receivables	1,934,915.00
<b>EXPENDITURES TOTAL</b>	<b>68,211,168.60</b>	State Equalized Valuation	2,997,977,521	Surplus	861,998.00
		State Equalization Ratio	94.77	Total	10,388,799.00

\*Includes County Health Service Taxes or County Open Space Tax. See Table 13.

1905

Population 1990 5,114  
 Population 1994 5,316  
 S & P Rating  
 Moody Rating

General Tax Rate Per \$100. 2.16  
 State Equalized Tax Rate 2.20

**FRANKFORD TOWNSHIP - SUSSEX CO.**  
 Form of Government:  
**Township Committee**  
 Number of Members on Governing Body - 3

PER CAPITA:  
 Gross Debt 542.40  
 Net Debt 41.69  
 Debt Service 1.57  
 Total Tax Levy 1,580.30  
 Municipal Expenditures 520.05

PER CENT:  
 Gross Debt .76  
 Net Debt .06  
 Tax Levy Collected 93.29  
 Tax Levy Cancelled, Abated or Adjusted .41

EXPENDITURES-CURRENT YEAR		REVENUES REALIZED-CURRENT YEAR		PROPERTY TAXES-CURRENT YEAR	
<b>GENERAL GOVERNMENT</b>		<b>REVENUES REALIZED-CURRENT YEAR</b>		<b>PROPERTY TAXES-CURRENT YEAR</b>	
Governing Body & Public Boards		Property Taxes Collected 7,840,646.13		STATE EQUALIZED TAX RATE	
Municipal Clerk		Payments in Lieu of Taxes		Local District School Taxes .82 3,469,237.00	
Financial Administration 55,000.00		Delinquent Tax & Lien Collections 657,039.62		Regional & Consolidated School Tax .60 2,283,458.89	
Assessment of Taxes 55,000.00		Business Personalty Replacement Taxes 61,589.64		School Taxes in Municipal Budget	
Collection of Taxes 49,500.00		Taxes from Public Utilities 327,811.00		County Taxes .46 * 1,726,790.17	
Planning, Housing & Development 65,252.23		Other Miscellaneous Tax Revenues		County Library Taxes .04 144,271.44	
Human Resources 10,550.10		State Aid Revenues 339,375.68		Local Municipal Purpose Taxes .19 729,700.00	
Elections		Federal Aid Revenues		Veteran & Senior Citizen Taxes 39,400.00	
General Administration (other) 243,500.00		Sale of Acquired Property		Total Taxes for Rate Computation 2.21 8,392,857.50	
<b>JUDICIARY</b>		Other Miscellaneous Revenues 549,652.69		Special District Taxes	
Municipal Courts 91,000.00		Total 9,776,114.76		Bank Corp. Taxes	
<b>PUBLIC SAFETY</b>		Prior Years Surplus Appropriated 600,000.00		Added and Omitted Taxes 47,407.10	
Fire Protection 61,861.00		REVENUES TOTAL 10,376,114.76		Total Taxes Levied - ABSTRACT 8,400,864.60	
Police Protection 25,974.77		Reserve For Uncollected Taxes 761,685.00		Total Taxes Billed 8,404,689.68	
Civil Defense & Disaster Control 1,500.00		<b>CAPITAL OUTLAY TOTAL 133,685.84</b>		TAXES COLLECTED 7,840,646.13	
Environmental Inspection & Control 61,200.00		Public Enterprises		Taxes Cancelled, Abated or Adjusted 34,862.75	
Other Public Safety		Recreation-Culture		Transfer to Tax Title Liens or Foreclosed 23,657.34	
<b>PUBLIC WORKS</b>		Public Works 36,782.38		Ending Balance 505,523.46	
Streets and Drainage 890,162.00		Buildings and Grounds 96,903.46		<b>PRIOR YEARS TAXES OUTSTANDING</b>	
Sewers and Sewage Processing 6,783.00		Library and Education		Beginning Balance 826,601.77	
Garbage and Trash Disposal 21,240.00		Conservation		Collected 656,864.20	
Public Buildings and Grounds 84,400.00		All Other		Cancelled, Abated or Adjusted 32,932.67	
Other Public Works		<b>CAPITAL DEBT AUTHORIZED, ENDING BALANCE</b>		Transfers to Tax Title Liens or Foreclosed 67,929.00	
<b>HEALTH and WELFARE</b>		ISSUED AND UNISSUED GROSS DEBT NET DEBT		Ending Balance 68,875.90	
Health Services Except Environmental 25,555.00		School 2,661,763		TAX TITLE LIENS OUTSTANDING	
Welfare-Public Assistance 4,500.00		Self-Liquidating 221,629		Beginning Balance 3,387.95	
Hospital, Clinics, First Aid 4,500.00		Other 2,883,393		Transfer From Taxes 127,353.78	
Animal, Insect, & Rodent Control 2,000.00		Total 2,883,393		Redeemed 175.42	
Other Welfare Services		ISSUED AND OUTSTANDING		Cancelled, Abated or Adjusted	
<b>RECREATION and CONSERVATION</b>		School 2,661,763.31		Transfers to Foreclosed Property	
Beaches and Boardwalks		Self-Liquidating 146,629.79		Ending Balance 130,566.31	
Perks, Playgrounds, Shade Trees 25,000.00		Other 2,808,393.10		PROPERTY ACQUIRED BY DEED OR FORECLOSURE	
Land Reclamation & Conservation 800.00		EQUALIZED VALUATION BASIS FOR NET DEBT COMPUTATION 381,600,023		Beginning Balance 158,825.00	
Other Recreational Services 12,377.82		REAL PROPERTY VALUATIONS		Transfers From Taxes or Liens	
<b>EDUCATION (excluding schools)</b>		Code Class # of Parcels % VAL'N ASSESSED VALUATION		Sale for Cash	
Libraries		1 Vacant Land 628 6.58 25,143,350.00		Cancelled, Abated or Adjusted	
Other Educational Services		2 Residential 1948 73.00 278,991,210.00		Ending Balance 158,825.00	
<b>STATUTORY EXPENDITURES</b>		3 Farm 565 9.95 38,016,259.00		<b>CURRENT FINANCES ENDING BALANCE</b>	
Pensions & F. I. C. A. 60,390.18		4e Commercial 92 9.59 36,661,727.00		ASSETS	
Employee Fringe Benefits 113,000.00		4b Industrial 10 .84 3,195,100.00		Cash 1,766,106.48	
Other Statutory Expenditures 3,500.00		4c Apartments 1 .04 150,500.00		Taxes Receivable 574,399.36	
<b>MUNICIPAL FUNCTIONS</b>		Total 3244 382,158,146.00		Tax Title Liens 130,566.31	
CAPITAL IMPROVEMENTS *MEMO* 75,000.00		Land Area 34.70 Sq. Miles		Foreclosed Property 158,825.00	
DEBT SERVICE		Net Valuation Taxable-Municipal 385,070,994		Emergencies & Other Deferred Charges	
Principal Payments 8,366.28		Net Valuation Taxable-County 386,512,696		State and Federal Aid Receivable 114,113.97	
Interest Payments		State Equalized Valuation 378,535,166		Other Receivables 78,640.60	
<b>DEFERRED CHARGES</b>		State Equalization Ratio 101.74		Total 2,822,651.72	
SCHOOL, COUNTY, SPECIAL DISTRICT TAXES 20,000.00		Net Valuation Taxable-Municipal 385,070,994		<b>LIABILITIES, RESERVES, AND SURPLUS</b>	
RESERVE FOR UNCOLLECTED TAXES 761,685.00		Net Valuation Taxable-County 386,512,696		Cash Liabilities 676,791.95	
EXPENDITURES TOTAL 10,388,352.88		State Equalized Valuation 378,535,166		Reserves for Receivables 942,431.27	
		State Equalization Ratio 101.74		Surplus 1,203,428.50	
				Total 2,822,651.72	

\*Includes County Health Service Taxes or County Open Space Tax. See Table 13.

1996

Population 1990 4,977  
 Population 1994 5,182  
 S & P Rating  
 Moody Rating AAA

General Tax Rate Per \$100 4.80  
 State Equalized Tax Rate 3.14

FRANKLIN BOROUGH - SUSSEX COUNTY  
 Form of Government:  
 Borough Council  
 Number of Members on Governing Body - 6

PER CAPITA:  
 Gross Debt 2,025.97  
 Nat Debt 461.03  
 Debt Service 53.81  
 Total Tax Levy 1,251.97  
 Municipal Expenditures 706.66  
 PER CENT:  
 Gross Debt 4.96  
 Nat Debt 1.13  
 Tax Levy Collected 94.57  
 Tax Levy Cancelled, Abated or Adjusted 1.25

EXPENDITURES-CURRENT YEAR		REVENUES REALIZED-CURRENT YEAR		PROPERTY TAXES-CURRENT YEAR	
<b>GENERAL GOVERNMENT</b>		<b>REVENUES REALIZED-CURRENT YEAR</b>		<b>PROPERTY TAXES-CURRENT YEAR</b>	
Governing Body & Public Boards		Property Taxes Collected	6,146,847.41	STATE EQUALIZED TAX RATE	
Municipal Clerk		Payments in Lieu of Taxes	18,261.58	Local District School Taxes	1.40 2,864,180.00
Financial Administration	63,295.00	Delinquent Tax & Lien Collections	313,680.38	Regional & Consolidated School Tax	.58 1,180,532.00
Assessment of Taxes	23,006.00	Business Personalty Replacement Taxes	68,315.80	School Taxes in Municipal Budget	
Collection of Taxes	47,575.00	Taxes from Public Utilities	484,487.00	County Taxes	.45 * 925,371.88
Planning, Housing & Development	70,684.00	Other Miscellaneous Tax Revenues		County Library Taxes	.04 77,388.23
Human Resources	82,537.00	State Aid Revenues	720,946.51	Local Municipal Purpose Taxes	.68 1,392,764.00
Elections	1,945.00	Federal Aid Revenues	1,000.00	Veteran & Senior Citizen Taxes	
General Administration (other)	395,385.00			Total Taxes for Rate Computation	3.15 6,483,786.11
<b>JUDICIARY</b>		Sale of Acquired Property		Special District Taxes	
Municipal Courts	52,131.00	Other Miscellaneous Revenues	482,539.93	Bank Corp. Taxes	
<b>PUBLIC SAFETY</b>				Addad and Omitted Taxes	47,462.95
Fire Protection	69,951.00	Prior Years Surplus Appropriated	247,000.00	Total Taxes Levied - ABSTRACT	6,487,699.06
Police Protection	692,166.00	REVENUES TOTAL	8,483,078.61	Total Taxes Billad	6,499,947.65
Civil Defense & Disaster Control	1,010.00	Reserve For Uncollected Taxes	437,982.00	TAXES COLLECTED	6,146,847.41
Environmental Inspection & Control	61,820.00	<b>CAPITAL OUTLAY TOTAL</b>		Taxes Cancelled, Abated or Adjusted	16,436.12
Other Public Safety			390,640.50	Transfer to Tax Title Liens or Foreclosed	18,547.36
<b>PUBLIC WORKS</b>				Ending Balance	318,116.76
Streets and Drainage	567,150.00	Public Enterprises	193,099.11	<b>PRIOR YEARS TAXES OUTSTANDING</b>	
Sewers and Sewage Processing	422,205.00	Pacraation-Cultura		Beginning Balance	302,224.64
Garbage and Trash Disposal	10.00	Public Works	1,887.00	Collected	292,706.28
Public Buildings and Grounds	67,900.00	Buildings and Grounds	195,654.39	Cancelled, Abated or Adjusted	5.83
Other Public Works	34,000.00	Library and Education		Transfers to Tax Title Liens or Foreclosed	6,428.83
<b>HEALTH and WELFARE</b>		Conservation		Ending Balance	3,083.70
Health Services Except Environmental	13,181.00	All Other		<b>TAX TITLE LIENS OUTSTANDING</b>	
Welfare-Public Assistance	9,526.00	<b>CAPITAL DEBT AUTHORIZED, ENDING BALANCE</b>		Beginning Balance	56,929.03
Hospital, Clinics, First Aid		ISSUED AND UNISSUED	GROSS DEBT	Transfer From Taxes	25,864.62
Animal, Insect, & Rodent Control	3,600.00	School	2,227,639	Redeamed	20,974.10
Other Welfare Services		Self-Liquidating	5,881,866	Cancelled, Abated or Adjusted	1,238.23
<b>RECREATION and CONSERVATION</b>		Other	2,389,060	Transfers to Foraclosed Property	
Baches and Boardwalks		Total	10,498,565	Ending Balance	60,581.32
Parks, Playgrounds, Shada Trees		<b>ISSUED AND OUTSTANDING</b>		<b>PROPERTY ACQUIRED BY DEED OR FORECLOSURE</b>	
Land Reclamation & Conservation	1,891.00	School	2,227,639.21	Beginning Balance	31,300.00
Other Recraetional Services	12,050.00	Self-Liquidating	5,441,591.81	Transfers From Taxes or Liens	
<b>EDUCATION (excluding schools)</b>		Other	2,367,000.00	State for Cash	
Librarians		Total	10,036,231.02	Cancelled, Abated or Adjusted	
Other Educational Services	10.00	<b>EQUALIZED VALUATION BASIS FOR NET DEBT COMPUTATION</b>		Ending Balance	31,300.00
<b>STATUTORY EXPENDITURES</b>				<b>CURRENT FINANCES ENDING BALANCE</b>	
Pensions & F. I. C. A.	105,755.00	<b>REAL PROPERTY VALUATIONS</b>		<b>ASSETS</b>	
Employeea Fringe Benefits	135,300.00	Code	Class	# of Parcels	% VAL'N
Other Statutory Expenditures	3,000.00	1	Vacant Land	161	3.49
<b>MUNICIPAL FUNCTIONS TOTAL</b>		2	Residential	1369	69.56
	2,937,081.00	3	Farm	38	1.76
<b>CAPITAL IMPROVEMENTS *MEMO*</b>		4a	Commercial	121	20.07
	5,000.00	4b	Industrial	7	2.90
<b>DEBT SERVICE</b>		4c	Apartments	20	2.23
Principal Payments	150,000.00	Total		1716	
Interest Payments	128,829.00	<b>ASSESSED VALUATION</b>			
<b>DEFERRED CHARGES</b>					
	8,000.00	Land Area	4.40	Sq Miles	
<b>SCHOOL, COUNTY, SPECIAL DISTRICT TAXES RESERVE FOR UNCOLLECTED TAXES</b>		Net Valuation Taxable-Municipal		134,147,291	
	5,047,472.11	Net Valuation Taxable-County		208,166,463	
	437,982.00	State Equalized Valuation		203,884,365	
<b>EXPENDITURES TOTAL</b>		State Equalization Ratio		65.49	
	8,709,364.11				

\*Includes County Health Service Taxes or County Open Specie Tax. See Table 13.

0805

Population 1990 14,482  
 Population 1994 14,997  
 S & P Rating  
 Moody Rating

General Tax Rate Per \$100. 3.55  
 State Equalized Tax Rate 2.37

**FRANKLIN TOWNSHIP - GLOUCESTER CO.**  
 Form of Government:  
**Township Committee**  
 Number of Members on Governing Body - 5

PER CAPITA:  
 Gross Debt 1,846.48  
 Net Debt 137.10  
 Debt Service 46.72  
 Total Tax Levy 913.53  
 Municipal Expenditures 506.36

PER CENT:  
 Gross Debt 5.16  
 Net Debt .38  
 Tax Levy Collected 89.69  
 Tax Levy Cancelled, Abated or Adjusted .07

EXPENDITURES-CURRENT YEAR		REVENUES REALIZED-CURRENT YEAR		PROPERTY TAXES-CURRENT YEAR	
<b>GENERAL GOVERNMENT</b>		<b>REVENUES REALIZED-CURRENT YEAR</b>		<b>PROPERTY TAXES-CURRENT YEAR</b>	
Governing Body & Public Boards		Property Taxes Collected 12,332,983.40		STATE EQUALIZED TAX RATE	
Municipal Clerk		Payments In Lieu of Taxes		Local District School Taxes .38 3,207,576.00	
Financial Administration 84,224.05		Delinquent Tax & Lien Collections 1,399,875.21		Regional & Consolidated School Tax .62 3,403,203.22	
Assessment of Taxes 74,245.50		Business Personalty Replacement Taxes 56,009.24		School Taxes In Municipal Budget	
Collection of Taxes 105,645.01		Taxes from Public Utilities 1,118,605.00		County Taxes .62 * 3,423,823.24	
Planning, Housing & Development 71,075.11		Other Miscellaneous Tax Revenues		County Library Taxes	
Human Resources 146,082.32		State Aid Revenues 885,737.80		Local Municipal Purpose Taxes .55 3,014,971.66	
Elections 3,889.56		Federal Aid Revenues 16,832.00		Veteran & Senior Citizen Taxes 146,400.00	
General Administration (other) 796,228.34		Sole of Acquired Property		Total Taxes for Rete Computation 2.37 13,195,974.10	
<b>JUDICIARY</b>		Other Miscellaneous Revenues 811,906.38		Special District Taxes 558,042.72	
Municipal Courte 95,925.81		Total 16,621,949.03		Bank Corp. Taxes	
<b>PUBLIC SAFETY</b>		Prior Years Surplus Appropriated 506,000.00		Added end Omitted Taxes 92,630.11	
Fire Protection 24,468.60		REVENUES TOTAL 17,127,949.03		Total Taxes Levied - ABSTRACT 13,700,246.93	
Police Protection 1,385,394.43		Reserve For Uncollected Taxes 1,584,359.15		Total Taxes Billed 13,750,438.81	
Civil Defense & Disaster Control 9,938.62		<b>CAPITAL OUTLAY TOTAL 670,989.42</b>		TAXES COLLECTED 12,332,983.40	
Environmental Inspection & Control 131,121.55		Public Enterprises		Taxes Cancelled, Abated or Adjusted 9,388.28	
Other Public Safety		Recreation-Culture 19,549.28		Transfer to Tax Title Liens or Foreclosed 157,690.56	
<b>PUBLIC WORKS</b>		Public Works 611,719.88		Ending Balance 1,250,376.57	
Streets end Drainage 425,070.92		Buildings end Grounds 39,720.26		<b>PRIOR YEARS TAXES OUTSTANDING</b>	
Sewers end Sewage Processing		Library end Education		Beginning Balance 1,430,479.79	
Garbage end Tresh Disposal 986,231.38		Conservation		Collected 1,253,782.59	
Public Buildings end Grounds 71,966.89		All Other		Cancelled, Abated or Adjusted 13,537.67	
Other Public Works		<b>CAPITAL DEBT AUTHORIZED, ENDING BALANCE</b>		Transfers to Tax Title Liens or Foreclosed 66,323.62	
<b>HEALTH and WELFARE</b>		ISSUED AND UNISSUED GROSS DEBT NET DEBT		Ending Balance 96,835.91	
Health Services Except Environmental 1,437.00		School 25,635,486		<b>TAX TITLE LIENS OUTSTANDING</b>	
Welfare-Public Assistance 5,094.00		Self-Liquidating 2,056,126		Beginning Balance 673,279.00	
Hospital, Clinics, First Aid		Other 27,691,612		Transfer From Taxes 250,686.65	
Animal, Insect, & Rodent Control		ISSUED AND OUTSTANDING		Redeemed 145,464.75	
Other Welfare Services		School 25,635,486.09		Cancelled, Abated or Adjusted	
<b>RECREATION and CONSERVATION</b>		Self-Liquidating 2,056,126.65		Transfers to Foreclosed Property	
Beeches end Boardwalks		Other 27,691,612.74		Ending Balance 778,500.90	
Perks, Playgrounds, Shede Trees 45,121.00		EQUALIZED VALUATION BASIS		<b>PROPERTY ACQUIRED BY DEED OR</b>	
Land Reclamation & Conservetion 11,406.19		FOR NET DEBT COMPUTATION 536,926,247		FORECLOSURE	
Other Recreational Services 28,772.72		REAL PROPERTY VALUATIONS		Beginning Balance 293,100.00	
<b>EDUCATION (excluding schools)</b>		Code Class # of Parcels % VAL'N ASSESSED VALUATION		Transfers From Taxes or Liens	
Libraries 181,668.00		1 Vacant Land 1731 5.60 20,393,900.00		Sale for Cash	
Other Educational Services 284.11		2 Residentiel 4437 77.95 283,873,800.00		Cancelled, Abated or Adjusted	
<b>STATUTORY EXPENDITURES</b>		3 Farm 984 6.89 25,095,400.00		Ending Balance 293,100.00	
Penslone & F. I. C. A. 285,228.51		4a Commercial 224 8.98 32,701,100.00		<b>CURRENT FINANCES ENDING BALANCE</b>	
Employee Fringe Benefits 314,855.88		4b Industriet 1 .06 210,100.00		ASSETS	
Other Statutory Expenditures 6,261.47		4c Apartments 10 .52 1,903,500.00		Cash 1,532,267.54	
<b>MUNICIPAL FUNCTIONS TOTAL 5,291,636.97</b>		Total 7387 364,177,800.00		Taxes Receivable 1,347,212.48	
<b>CAPITAL IMPROVEMENTS *MEMO* 30,000.00</b>		Land Area 56.47 Sq. Miles		Tax Title Liens 778,500.90	
<b>DEBT SERVICE</b>		Net Valuation Taxable-Municipal 368,392,144		Foreclosed Property 293,100.00	
Prncipal Payments 573,212.65		Net Valuation Taxable-County 555,156,950		Emergencies & Other Deterred Charges 18,565.18	
Interest Payments 127,386.78		State Equalized Valuation 549,472,317		State and Federal Aid Receivable	
<b>DEFERRED CHARGES 17,322.00</b>		State Equalization Ratio 66.79		Other Receivables 31,065.59	
SCHOOL, COUNTY, SPECIAL DISTRICT TAXES 10,592,645.18		Net Valuation Taxable-Municipal 368,392,144		Total 4,000,711.69	
RESERVE FOR UNCOLLECTED TAXES 1,584,359.15		Net Valuation Taxable-County 555,156,950		<b>LIABILITIES, RESERVES, AND SURPLUS</b>	
<b>EXPENDITURES TOTAL 18,186,562.73</b>		State Equalized Valuation 549,472,317		Cash Liabilities 609,987.19	
		State Equalization Ratio 66.79		Reserves for Receivables 2,449,878.97	
				Surplus 940,845.53	
				Total 4,000,711.69	

\*Includes County Health Service Taxes or County Open Space Tax. See Table 13.

1010

Population 1990 2,851  
 Population 1994 3,025  
 S & P Rating  
 Moody Rating A1

General Tax Rate Per \$100. 2.08  
 State Equalized Tax Rate 2.01

**FRANKLIN TOWNSHIP - HUNTERDON CO.**  
 Form of Government:  
**Township Committee**  
 Number of Members on Governing Body - 3

PER CAPITA: Gross Debt 948.76  
 Net Debt 403.31  
 Debt Service 34.44  
 Total Tax Levy 1,796.54  
 Municipal Expenditures 592.76  
 PER CENT: Gross Debt 1.06  
 Net Debt .45  
 Tax Levy Collected 96.66  
 Tax Levy Cancelled, Abated or Adjusted .15

EXPENDITURES-CURRENT YEAR		REVENUES REALIZED-CURRENT YEAR		PROPERTY TAXES-CURRENT YEAR	
<b>GENERAL GOVERNMENT</b>		<b>REVENUES REALIZED-CURRENT YEAR</b>		<b>STATE EQUALIZED TAX RATE</b>	
Governing Body & Public Boards		Property Taxes Collected	5,273,959.63	Local District School Taxes	.30
Municipal Clerk		Payments in Lieu of Taxes		Regional & Consolidated School Tax	.44
Financial Administration	39,653.00	Delinquent Tax & Lien Collections	201,041.20	School Taxes in Municipal Budget	
Assessment of Taxes	35,093.00	Business Personalty Replacement Taxes	53,401.64	County Taxes	.32 *
Collection of Taxes	18,100.00	Taxes from Public Utilities	223,344.00	County Library Taxes	.03
Planning, Housing & Development	125,950.00	Other Miscellaneous Tax Revenues		Local Municipal Purpose Taxes	.31
Human Resources	73,791.00	State Aid Revenues	134,487.72	Veteran & Senior Citizen Taxes	
Elections		Federal Aid Revenues		Total Taxes for Rate Computation	2.00
General Administration (other)	268,376.32			Special District Taxes	
<b>JUDICIARY</b>		Sale of Acquired Property		Bank Corp. Taxes	
Municipal Courts	33,000.00	Other Miscellaneous Revenues	205,145.19	Added and Omitted Taxes	
<b>PUBLIC SAFETY</b>		Total	6,091,379.38	Total Taxes Levied - ABSTRACT	5,434,528.67
Fire Protection	63,771.00	Prior Years Surplus Appropriated	295,719.00	Total Taxes Billed	5,456,145.52
Police Protection	196,060.00	REVENUES TOTAL	6,387,098.38	TAXES COLLECTED	5,273,959.63
Civil Defense & Disaster Control	1,451.00	Reserve For Uncollected Taxes	263,910.00	Taxes Cancelled, Abated or Adjusted	8,424.27
Environmental Inspection & Control	33,305.00	<b>CAPITAL OUTLAY TOTAL</b>	<b>48,684.54</b>	Transfer to Tax Title Liens or Foreclosed	6,262.88
Other Public Safety		Public Enterprises		Ending Balance	167,498.74
<b>PUBLIC WORKS</b>		Recreation-Culture		<b>PRIOR YEARS TAXES OUTSTANDING</b>	
Streets and Drainage	291,736.13	Public Works	7,220.35	Beginning Balance	219,798.64
Sewers and Sewage Processing		Buildings and Grounds	41,464.19	Collected	201,041.20
Garbage and Trash Disposal	17,151.49	Library and Education		Cancelled, Abated or Adjusted	1,150.63
Public Buildings and Grounds	20,000.00	Conservation		Transfers to Tax Title Liens or Foreclosed	
Other Public Works		All Other		Ending Balance	17,606.81
<b>HEALTH and WELFARE</b>		<b>CAPITAL DEBT AUTHORIZED, ENDING BALANCE</b>		<b>TAX TITLE LIENS OUTSTANDING</b>	
Health Services Except Environmental	22,974.00	ISSUED AND UNISSUED		Beginning Balance	43,127.08
Welfare-Public Assistance	500.00	School	1,650,000	Transfer From Taxes	6,262.88
Hospital, Clinics, First Aid		Sell-Liquidating		Redeemed	
Animal, Insect, & Rodent Control	4,400.00	Other	1,220,000	Cancelled, Abated or Adjusted	62.12
Other Welfare Services	800.00	Total	2,870,000	Transfers to Foreclosed Property	
<b>RECREATION and CONSERVATION</b>		ISSUED AND OUTSTANDING		Ending Balance	49,327.84
Beeches and Boardwalks		School	1,650,000.00	<b>PROPERTY ACQUIRED BY DEED OR FORECLOSURE</b>	
Perks, Playgrounds, Shade Trees		Sell-Liquidating		Beginning Balance	700.00
Land Reclamation & Conservation	27,625.00	Other	992,000.00	Transfers From Taxes or Liens	
Other Recreational Services	8,000.00	Total	2,642,000.00	Sale for Cash	
<b>EDUCATION (excluding schools)</b>		EQUALIZED VALUATION BASIS FOR NET DEBT COMPUTATION	270,110,306	Cancelled, Abated or Adjusted	300.00
Libraries		<b>REAL PROPERTY VALUATIONS</b>		Ending Balance	400.00
Other Educational Services		Code Class # of Parcels % VAL'N ASSESSED VALUATION		<b>CURRENT FINANCES ENDING BALANCE ASSETS</b>	
<b>STATUTORY EXPENDITURES</b>		1 Vacant Land 95 2.49 6,470,800.00		Cash	920,278.27
Pensions & F. I. C. A.	71,000.00	2 Residential 747 64.22 166,755,500.00		Taxes Receivable	185,105.55
Employee Fringe Benefits	62,000.00	3 Farm 649 23.52 61,087,697.00		Tax Title Liens	49,327.84
Other Statutory Expenditures	1,000.00	4a Commercial 20 8.30 21,560,700.00		Foreclosed Property	400.00
<b>MUNICIPAL FUNCTIONS TOTAL</b>	<b>1,415,736.94</b>	4b Industrial 7 1.24 3,224,600.00		Emergencies & Other Deferred Charges	876.32
<b>CAPITAL IMPROVEMENTS *MEMO*</b>	<b>100,000.00</b>	4c Apartments 2 .22 580,600.00		State and Federal Aid Receivable	3,425.00
<b>DEBT SERVICE</b>		Total 1520 259,679,897.00		Other Receivables	11,408.00
Principal Payments	104,184.00	Land Area 23.30 Sq Miles		Total	1,170,820.98
Interest Payments		Net Valuation Taxable-Municipal	260,873,235	<b>LIABILITIES, RESERVES, AND SURPLUS</b>	
<b>DEFERRED CHARGES</b>		Net Valuation Taxable-County	268,417,430	Cash Liabilities	391,548.98
SCHOOL, COUNTY, SPECIAL DISTRICT TAXES	4,554,109.25	State Equalized Valuation	270,375,360	Reserves for Receivables	246,241.39
RESERVE FOR UNCOLLECTED TAXES	263,910.00	State Equalization Ratio	96.47	Surplus	533,030.61
<b>EXPENDITURES TOTAL</b>	<b>6,347,218.38</b>			Total	1,170,820.98

\*Includes County Health Service Taxes or County Open Space Tax See Table 13

Population 1990 42,780  
 Population 1994 46,878  
 S & P Rating AA-  
 Moody Rating AA2

General Tax Rate Per \$100. 1.85  
 State Equalized Tax Rate 1.88

**FRANKLIN TOWNSHIP - SOMERSET CO.**  
 Form of Government:  
**Council-Manager Plan D (OMCL 50)**  
 Number of Members on Governing Body - 9

PER CAPITA:  
 Gross Debt 1,047.10  
 Net Debt 359.43  
 Debt Service 62.34  
 Total Tax Levy 1,452.92  
 Municipal Expenditures 544.09

PER CENT:  
 Gross Debt 1.69  
 Net Debt .51  
 Tax Levy Collected 97.33  
 Tax Levy Cancelled, Abated or Adjusted .74

EXPENDITURES-CURRENT YEAR		REVENUES REALIZED-CURRENT YEAR		PROPERTY TAXES-CURRENT YEAR	
<b>GENERAL GOVERNMENT</b>				<b>STATE EQUALIZED TAX RATE</b>	
Governing Body & Public Boards	59,825.00	Property Taxes Collected	63,449,769.38	Local District School Taxes	1.15 39,641,566.00
Municipal Clerk	140,049.00	Payments in Lieu of Taxes		Regional & Consolidated School Tax	
Financial Administration	378,554.00	Delinquent Tax & Lien Collections	1,386,020.06	School Taxes in Municipal Budget	
Assessment of Taxes	957,306.00	Business Personality Replacement Taxes	283,130.72	County Taxes	.42 * 14,648,426.05
Collection of Taxes	5,500.00	Taxes from Public Utilities	3,652,660.52	County Library Taxes	
Planning, Housing & Development	409,986.00	Other Miscellaneous Tax Revenues	807,462.73	Local Municipal Purpose Taxes	.31 10,645,250.00
Human Resources	324,378.00	State Aid Revenues	2,345,740.63	Veteran & Senior Citizen Taxes	245,550.00
Elections	16,446.00	Federal Aid Revenues		Total Taxes for Rate Computation	1.88 65,180,792.05
General Administration (other)	2,173,819.00			Special District Taxes	2,329,041.36
<b>JUDICIARY</b>				Bank Corp. Taxes	
Municipal Courts	225,844.00	Sale of Acquired Property	3,926,448.29	Added and Omitted Taxes	845,639.42
<b>PUBLIC SAFETY</b>		Other Miscellaneous Revenues	75,851,232.33	Total Taxes Levied - ABSTRACT	68,109,922.83
Fire Protection	273,544.00	Total	75,851,232.33	Total Taxes Billed	65,193,403.61
Police Protection	5,235,764.10	Prior Years Surplus Appropriated	2,510,123.00	TAXES COLLECTED	63,449,769.38
Civil Defense & Disaster Control	4,378.00	<b>REVENUES TOTAL</b>	<b>78,369,355.33</b>	Taxes Cancelled, Abated or Adjusted	483,490.24
Environmental Inspection & Control	604,984.00	Reserve For Uncollected Taxes	2,479,959.00	Transfer to Tax Title Liens or Foreclosed	249,708.93
Other Public Safety		<b>CAPITAL OUTLAY TOTAL</b>	<b>2,006,997.08</b>	Ending Balance	1,010,435.06
<b>PUBLIC WORKS</b>				<b>PRIOR YEARS TAXES OUTSTANDING</b>	
Streets and Drainage	900,484.49	Public Enterprises	1,784,667.36	Beginning Balance	1,134,435.28
Sewers and Sewage Processing	646,021.00	Recreation-Culture	22,000.00	Collected	1,113,418.29
Garbage and Trash Disposal		Public Works	176,924.55	Cancelled, Abated or Adjusted	1,569.18
Public Buildings and Grounds		Buildings and Grounds	23,405.17	Transfers to Tax Title Liens or Foreclosed	7,191.15
Other Public Works	1,494,984.00	Library and Education		Ending Balance	12,256.66
<b>HEALTH and WELFARE</b>		Conservation		<b>TAX TITLE LIENS OUTSTANDING</b>	
Health Services Except Environmental	339,485.92	All Other		Beginning Balance	558,400.80
Welfare-Public Assistance	94,204.00			Transfer From Taxes	256,900.08
Hospital, Clinics, First Aid	55,445.00	<b>CAPITAL DEBT AUTHORIZED, ENDING BALANCE</b>		Redeemed	272,601.77
Animal, Insect, & Rodent Control	67,911.00	<b>ISSUED AND UNISSUED</b>		Cancelled, Abated or Adjusted	
Other Welfare Services		School	6,864,120	Transfers to Foreclosed Property	
<b>RECREATION and CONSERVATION</b>		Self-Liquidating	20,151,000	Ending Balance	542,699.11
Beaches and Boardwalks		Other	22,070,669	<b>PROPERTY ACQUIRED BY DEED OR FORECLOSURE</b>	
Parks, Playgrounds, Shade Trees		Total	49,085,789	Beginning Balance	1,070,835.00
Land Reclamation & Conservation	19,471.00	<b>ISSUED AND OUTSTANDING</b>		Transfers From Taxes or Liens	
Other Recreational Services	586,815.00	School	5,274,000.00	Sale for Cash	
<b>EDUCATION (excluding schools)</b>		Self-Liquidating	9,441,000.00	Cancelled, Abated or Adjusted	
Libraries	1,063,255.00	Other	21,030,146.11	Ending Balance	1,070,835.00
Other Educational Services		Total	35,745,146.11	<b>CURRENT FINANCES ENDING BALANCE</b>	
<b>STATUTORY EXPENDITURES</b>		<b>EQUALIZED VALUATION BASIS FOR NET DEBT COMPUTATION</b>	<b>3,296,985,899</b>	<b>ASSETS</b>	
Pensions & F. I. C. A.	1,374,042.00	<b>REAL PROPERTY VALUATIONS</b>		Cash	5,296,064.27
Employee Fringe Benefits	2,055,923.00	Code Class # of Parcels % VAL'N		Taxes Receivable	1,022,691.72
Other Statutory Expenditures		1 Vacant Land 1368 2.27	78,903,600.00	Tax Title Liens	542,699.11
<b>MUNICIPAL FUNCTIONS TOTAL</b>	<b>19,508,618.51</b>	2 Residential 14574 58.41	2,033,047,900.00	Foreclosed Property	1,070,835.00
<b>CAPITAL IMPROVEMENTS *MEMO*</b>	<b>130,100.00</b>	3 Farm 462 1.47	51,073,500.00	Emergencies & Other Deferred Charges	638,000.00
<b>DEBT SERVICE</b>		4a Commercial 420 18.44	641,744,800.00	State and Federal Aid Receivable	28,865.79
Principal Payments	1,948,915.24	4b Industrial 151 16.10	560,446,900.00	Other Receivables	773,651.97
Interest Payments	973,528.24	4c Apartments 21 3.32	115,473,340.00	Total	9,372,807.86
<b>DEFERRED CHARGES</b>	<b>595,168.67</b>	Total 16976	3,480,690,040.00	<b>LIABILITIES, RESERVES, AND SURPLUS</b>	
SCHOOL, COUNTY, SPECIAL DISTRICT TAXES	56,619,033.41	Land Area 46.90 Sq. Miles		Cash Liabilities	3,116,532.31
RESERVE FOR UNCOLLECTED TAXES	2,479,959.00	Net Valuation Taxable-Municipal	3,504,740,915	Reserves for Receivables	3,409,877.80
<b>EXPENDITURES TOTAL</b>	<b>82,125,023.07</b>	Net Valuation Taxable-County	3,519,848,035	Surplus	2,846,397.75
		State Equalized Valuation	3,449,926,899	Total	9,372,807.86
		State Equalization Ratio	101.60		

\*Includes County Health Service Taxes or County Open Space Tax See Table 13.

Population 1990 2,404  
 Population 1994 2,561  
 S & P Rating  
 Moody Rating

General Tax Rate Per \$100. 2.12  
 State Equalized Tax Rate 2.12

FRANKLIN TOWNSHIP - WARREN COUNTY

Form of Government:

Township Committee

Number of Members on Governing Body - 3

PER CAPITA:

Gross Debt  
 Net Debt  
 Debt Service  
 Total Tax Levy 1,483.99  
 Municipal Expenditures 542.63

PER CENT:

Gross Debt  
 Net Debt  
 Tax Levy Collected 90.63  
 Tax Levy Cancelled, Abated or Adjusted .26

EXPENDITURES-CURRENT YEAR		REVENUES REALIZED-CURRENT YEAR		PROPERTY TAXES-CURRENT YEAR	
<b>GENERAL GOVERNMENT</b>		<b>REVENUES REALIZED-CURRENT YEAR</b>		<b>PROPERTY TAXES-CURRENT YEAR</b>	
Governing Body & Public Boards		Property Taxes Collected	3,449,823.93	STATE EQUALIZED TAX RATE	
Municipal Clerk		Payments in Lieu of Taxes		Local District School Taxes	1,207,042.00
Financial Administration	32,619.00	Delinquent Tax & Lien Collections	361,298.58	Regional & Consolidated School Tax	1,200,973.78
Assessment of Taxes	34,201.00	Business Personalty Replacement Taxes	67,476.00	School Taxes in Municipal Budget	
Collection of Taxes	27,145.40	Taxes from Public Utilities	219,449.00	County Taxes	1,161,479.85
Planning, Housing & Development	107,398.95	Other Miscellaneous Tax Revenues		County Library Taxes	105,560.11
Human Resources	9,634.00	State Aid Revenues	147,834.17	Local Municipal Purpose Taxes	
Elections		Federal Aid Revenues		Veteran & Senior Citizen Taxes	19,250.00
General Administration (other)	214,321.86	Sale of Acquired Property		Total Taxes for Rate Computation	3,694,305.74
<b>JUDICIARY</b>		Other Miscellaneous Revenues	234,138.30	Special District Taxes	
Municipal Courts	24,604.72	Total	4,480,019.98	Bank Corp. Taxes	
<b>PUBLIC SAFETY</b>		Prior Years Surplus Appropriated	759,701.00	Added and Omitted Taxes	125,451.01
Fire Protection	64,361.48	REVENUES TOTAL	5,239,720.98	Total Taxes Levied - ABSTRACT	3,800,506.75
Police Protection	28,442.00	Reserve For Uncollected Taxes	444,000.00	Total Taxes Billed	3,804,305.25
Civil Defense & Disaster Control	5,152.00	CAPITAL OUTLAY TOTAL	383,000.00	TAXES COLLECTED	3,449,823.93
Environmental Inspection & Control	15,852.00	Public Enterprises		Taxes Cancelled, Abated or Adjusted	9,925.74
Other Public Safety		Recreation-Culture		Transfer to Tax Title Liens or Foreclosed	9,530.29
<b>PUBLIC WORKS</b>		Buildings and Grounds	383,000.00	Ending Balance	335,025.30
Streets and Drainage	269,614.17	Library and Education		PRIOR YEARS TAXES OUTSTANDING	
Sewers and Sewage Processing		Conservation		Beginning Balance	377,625.99
Garbage and Trash Disposal	18,000.00	All Other		Collected	361,298.58
Public Buildings and Grounds	25,000.00	CAPITAL DEBT AUTHORIZED, ENDING BALANCE		Cancelled, Abated or Adjusted	1.91
Other Public Works		ISSUED AND UNISSUED GROSS DEBT NET DEBT		Transfers to Tax Title Liens or Foreclosed	
<b>HEALTH and WELFARE</b>		SCHOOL		Ending Balance	16,325.50
Health Services Except Environmental		Self-Liquidating		TAX TITLE LIENS OUTSTANDING	
Welfare-Public Assistance	3,860.00	Other		Beginning Balance	70,726.59
Hospital, Clinics, First Aid		Total		Transfer From Taxes	9,530.29
Animal, Insect, & Rodent Control	3,869.00	ISSUED AND OUTSTANDING		Redeemed	
Other Welfare Services		SCHOOL		Cancelled, Abated or Adjusted	
<b>RECREATION and CONSERVATION</b>		Self-Liquidating		Transfers to Foreclosed Property	
Beeches and Boardwalks		Other		Ending Balance	80,256.87
Perks, Playgrounds, Shade Trees		Total		PROPERTY ACQUIRED BY DEED OR	
Land Reclamation & Conservation	7,784.00	EQUALIZED VALUATION BASIS		FORECLOSURE	
Other Recreational Services	8,500.00	FOR NET DEBT COMPUTATION		Beginning Balance	
<b>EDUCATION (excluding schools)</b>		REAL PROPERTY VALUATIONS		Transfers From Taxes or Liens	
Libraries		Code	Class	# of Parcels	% VAL'N
Other Educational Services	525.50	1	Vacant Land	199	5.91
<b>STATUTORY EXPENDITURES</b>		2	Residential	694	57.14
Pensions & F. I. C. A.	27,015.00	3	Farm	523	20.80
Employee Fringe Benefits	15,269.86	4a	Commercial	46	9.98
Other Statutory Expenditures	2,500.00	4b	Industrial	15	5.94
<b>MUNICIPAL FUNCTIONS</b>		4c	Apartments	2	.23
CAPITAL IMPROVEMENTS	MEMO 150,000.00	Total		1479	
DEBT SERVICE		Land Area	24.10	Sq. Miles	
Principal Payments		Net Valuation Taxable-Municipal		173,530,860	
Interest Payments		Net Valuation Taxable-County		176,484,885	
<b>DEFERRED CHARGES</b>		State Equalized Valuation		173,530,860	
SCHOOL, COUNTY, SPECIAL DISTRICT TAXES	3,675,055.74	State Equalization Ratio		100.00	
RESERVE FOR UNCOLLECTED TAXES	444,000.00	<b>CURRENT FINANCES ENDING BALANCE</b>		ASSETS	
EXPENDITURES TOTAL	5,064,725.68	CASH		Cash	2,691,503.94
		TAXES RECEIVABLE		Taxes Receivable	352,245.94
		FORECLOSED PROPERTY		Tax Title Liens	80,256.87
		EMERGENCIES & OTHER DEFERRED CHARGES		Foreclosed Property	
		STATE AND FEDERAL AID RECEIVABLE		Emergencies & Other Deferred Charges	
		OTHER RECEIVABLES		State and Federal Aid Receivable	58,467.00
		LIABILITIES, RESERVES, AND SURPLUS		Other Receivables	1,794.06
		CASH LIABILITIES		Total	3,184,267.81
		RESERVES FOR RECEIVABLES		LIABILITIES, RESERVES, AND SURPLUS	
		SURPLUS		Cash Liabilities	1,120,336.58
		TOTAL		Reserves for Receivables	487,378.68
				Surplus	1,576,552.55
				Total	3,184,267.81

\*Includes County Health Service Taxes or County Open Space Tax. See Table 13.

0220

Population 1990 9,873  
 Population 1994 10,077  
 S & P Rating  
 Moody Rating

General Tax Rate Per \$100. 1.49  
 State Equalized Tax Rate 1.50

FRANKLIN LAKES BOROUGH - BERGEN CO.

Form of Government:  
 Borough Council

Number of Members on Governing Body - 6

PER CAPITA:		PER CENT:	
Gross Debt	1,664.85	Gross Debt	.84
Net Debt	235.81	Net Debt	.12
Debt Service	51.84	Tax Levy Collected	97.57
Total Tax Levy	2,972.14	Tax Levy Cancelled, Abated or Adjusted	.25
Municipal Expenditures	851.94		

EXPENDITURES-CURRENT YEAR	REVENUES REALIZED-CURRENT YEAR	PROPERTY TAXES-CURRENT YEAR
<b>GENERAL GOVERNMENT</b>		<b>STATE EQUALIZED TAX RATE</b>
Governing Body & Public Boards		Local District School Taxes .48
Municipal Clerk		Regional & Consolidated School Tax .48
Financial Administration		School Taxes in Municipal Budget
Assessment of Taxes 128,800.00	Property Taxes Collected 29,226,053.11	County Taxes .29 *
Collection of Taxes 133,400.00	Payments in Lieu of Taxes 697,209.00	County Library Taxes
Planning, Housing & Development 21,420.00	Delinquent Tax & Lien Collections 74,212.00	Local Municipal Purpose Taxes .25
Human Resources 83,652.00	Business Personalty Replacement Taxes 1,155,962.00	Veteren & Senior Citizen Taxes
Elections 12,500.00	Taxes from Public Utilities 335,033.00	Total Taxes for Rate Computation 1.50
General Administration (other) 866,850.00	Other Miscellaneous Tax Revenues	Special District Taxes
<b>JUDICIARY</b>	Federal Aid Revenues	Bank Corp. Taxes
Municipal Courts 113,768.00	Seie of Acquired Property	Added and Omitted Taxes
<b>PUBLIC SAFETY</b>	Other Miscellaneous Revenues 775,590.95	Total Taxes Levied - ABSTRACT
Fire Protection 244,038.00	Total 32,264,060.06	Total Taxes Billed
Police Protection 1,823,219.00	Prior Years Surplus Appropriated 700,000.00	TAXES COLLECTED
Civil Defense & Disaster Control	REVENUES TOTAL 32,964,060.06	Taxes Cancelled, Abated or Adjusted
Environmental Inspection & Control 193,000.00	Reserve For Uncollected Taxes 1,071,440.00	Transfer to Tax Title Liens or Foreclosed
Other Public Safety	<b>CAPITAL OUTLAY TOTAL 511,957.30</b>	Ending Balance 652,166.34
<b>PUBLIC WORKS</b>	Public Enterprises	<b>PRIOR YEARS TAXES OUTSTANDING</b>
Streets and Drainage 756,536.00	Recreation-Culture 41,872.50	Beginning Balance 1,043,487.79
Sewers and Sewage Processing 168,405.00	Public Works 370,583.00	Collected 695,895.12
Garbage and Trash Disposal 856,972.00	Buildings and Grounds 99,501.80	Cancelled, Abated or Adjusted
Public Buildings and Grounds 106,470.00	Library and Education	Transfers to Tax Title Liens or Foreclosed
Other Public Works 25,000.00	Conservation	Ending Balance 337,502.76
<b>HEALTH and WELFARE</b>	All Other	<b>TAX TITLE LIENS OUTSTANDING</b>
Health Services Except Environmental 124,301.00		Beginning Balance 2,495.41
Welfare-Public Assistance 1,250.00	<b>CAPITAL DEBT AUTHORIZED, ENDING BALANCE</b>	Transfer From Taxes 344.19
Hospital, Clinics, First Aid	ISSUED AND UNISSUED GROSS DEBT NET DEBT	Redeemed 1,313.95
Animal, Insect, & Rodent Control	School 14,400,000	Cancelled, Abated or Adjusted
Other Welfare Services	Self-Liquidating	Transfers to Foreclosed Property
<b>RECREATION and CONSERVATION</b>	Other 2,376,701	Ending Balance 1,525.65
Beeches and Boardwalks 2,500.00	Total 16,776,701	<b>PROPERTY ACQUIRED BY DEED OR FORECLOSURE</b>
Perks, Playgrounds, Shede Trees	ISSUED AND OUTSTANDING	Beginning Balance
Land Reclamation & Conservation	School 5,000,000.00	Transfers From Taxes or Liens
Other Recreationel Services 164,000.00	Self-Liquidating	Sale for Cash
<b>EDUCATION (excluding schools)</b>	Other 1,522,450.00	Cancelled, Abated or Adjusted
Libraries 667,465.00	Total 6,522,450.00	Ending Balance
Other Educational Services	<b>EQUALIZED VALUATION BASIS FOR NET DEBT COMPUTATION 1,995,392,522</b>	<b>CURRENT FINANCES ENDING BALANCE ASSETS</b>
<b>STATUTORY EXPENDITURES</b>	<b>REAL PROPERTY VALUATIONS</b>	Cash 2,169,343.17
Pensions & F. I. C. A. 109,664.00	Code Class # of Parcels % VAL'N ASSESSED VALUATION	Taxes Receivable 989,669.10
Employee Fringe Benefits 368,000.00	1 Vacent Land 331 4.38 87,190,800.00	Tax Title Liens 1,525.65
Other Statutory Expenditures	2 Residential 3175 78.62 1,566,127,502.00	Foreclosed Property
<b>MUNICIPAL FUNCTIONS TOTAL 6,971,210.00</b>	3 Farm 20 .20 4,073,900.00	Emergencies & Other Deferred Charges
<b>CAPITAL IMPROVEMENTS *MEMO* 75,000.00</b>	4e Commercial 52 15.91 317,029,900.00	State and Federal Aid Receivable 1,835.00
<b>DEBT SERVICE</b>	4b Industrial 16 .89 17,698,500.00	Other Receivables 414.00
Principal Payments 472,500.00	4c Apartments	Total 3,162,786.92
Interest Payments 49,884.00	Total 3594 1,992,120,602.00	<b>LIABILITIES, RESERVES, AND SURPLUS</b>
<b>DEFERRED CHARGES 20,000.00</b>	Land Area 9.80 Sq. Miles	Cash Liabilities 1,317,034.79
<b>SCHOOL, COUNTY, SPECIAL DISTRICT TAXES 24,733,781.78</b>	Net Valuation Taxable-Municipal 1,995,277,556	Reserves for Receivables 991,608.75
<b>RESERVE FOR UNCOLLECTED TAXES 1,071,440.00</b>	Net Valuation Taxable-County 1,995,433,550	Surplus 854,143.38
<b>EXPENDITURES TOTAL 33,318,815.78</b>	State Equalized Valuation 1,983,789,885	Total 3,162,786.92
	State Equalization Ratio 100.58	

\*Includes County Health Service Taxes or County Open Space Tax. See Table 13.

Population 1990 **2,763**  
 Population 1994 **2,949**  
 S & P Rating  
 Moody Rating

General Tax Rate Per \$100. **3.84**  
 State Equalized Tax Rate **2.29**

**FREDON TOWNSHIP - SUSSEX COUNTY**

Form of Government:

**Township Committee**

Number of Members on Governing Body - 5

PER CAPITA:

Gross Debt **422.08**  
 Net Debt **422.08**  
 Debt Service **50.19**  
 Total Tax Levy **1,486.85**  
 Municipal Expenditures **436.72**

PER CENT:

Gross Debt **.67**  
 Net Debt **.67**  
 Tax Levy Collected **94.78**  
 Tax Levy Cancelled, Abated or Adjusted **.10**

EXPENDITURES-CURRENT YEAR		REVENUES REALIZED-CURRENT YEAR		PROPERTY TAXES-CURRENT YEAR	
<b>GENERAL GOVERNMENT</b>				<b>STATE EQUALIZED TAX RATE</b>	
Governing Body & Public Boards	18,670.00	Property Taxes Collected	4,165,162.16	Local District School Taxes	.92
Municipal Clerk		Payments in Lieu of Taxes		Regional & Consolidated School Tax	.64
Financial Administration	42,030.00	Delinquent Tax & Lien Collections	241,054.97	School Taxes in Municipal Budget	
Assessment of Taxes	19,385.00	Business Personalty Replacement Taxes	35,776.48	County Taxes	.44 *
Collection of Taxes	21,508.00	Taxes from Public Utilities	207,030.00	County Library Taxes	.04
Planning, Housing & Development	35,996.00	Other Miscellaneous Tax Revenues		Local Municipal Purpose Taxes	.25
Human Resources	5,270.00	State Aid Revenues	136,886.44	Veteran & Senior Citizen Taxes	
Elections		Federal Aid Revenues		Total Taxes for Rate Computation	2.29
General Administration (other)	186,477.00			Special District Taxes	
<b>JUDICIARY</b>		Sale of Acquired Property		Bank Corp. Taxes	
Municipal Courts	29,526.00	Other Miscellaneous Revenues	191,396.56	Added and Omitted Taxes	20,412.95
<b>PUBLIC SAFETY</b>		Total	4,977,306.61	Total Taxes Levied - ABSTRACT	4,384,714.86
Fire Protection	45,426.00	Prior Years Surplus Appropriated	328,055.00	Total Taxes Billed	4,394,511.03
Police Protection	10,275.00	REVENUES TOTAL	5,305,361.61	TAXES COLLECTED	4,165,162.16
Civil Defense & Disaster Control	1,350.00	Reserve For Uncollected Taxes	274,000.00	Taxes Cancelled, Abated or Adjusted	4,243.65
Environmental Inspection & Control	35,274.00	CAPITAL OUTLAY TOTAL	473,383.28	Transfer to Tax Title Liens or Foreclosed	22,464.75
Other Public Safety				Ending Balance	202,641.07
<b>PUBLIC WORKS</b>		Public Enterprises		<b>PRIOR YEARS TAXES OUTSTANDING</b>	
Streets and Drainage	286,812.79	Recreation-Culture	147,764.99	Beginning Balance	222,278.86
Sewers and Sewage Processing	6,700.00	Public Works	129,834.13	Collected	221,251.08
Garbage and Trash Disposal	19,000.00	Buildings and Grounds	195,784.16	Cancelled, Abated or Adjusted	1,027.78
Public Buildings and Grounds	36,350.00	Library and Education		Transfers to Tax Title Liens or Foreclosed	
Other Public Works		Conservation		Ending Balance	
<b>HEALTH and WELFARE</b>		All Other		<b>TAX TITLE LIENS OUTSTANDING</b>	
Health Services Except Environmental	4,458.00	CAPITAL DEBT AUTHORIZED, ENDING BALANCE		Beginning Balance	67,679.23
Welfare-Public Assistance	3,320.00	ISSUED AND UNISSUED	GROSS DEBT	NET DEBT	
Hospital, Clinics, First Aid		School			
Animal, Insect, & Rodent Control	6,125.00	Self-Liquidating			
Other Welfare Services		Other	1,244,715	1,244,715	
<b>RECREATION and CONSERVATION</b>		Total	1,244,715	1,244,715	
Beeches and Boardwalks		ISSUED AND OUTSTANDING			
Perks, Playgrounds, Shede Trees		School			
Land Reclamation & Conservation		Self-Liquidating			
Other Recreational Services	6,100.00	Other	773,763.99	773,763.99	
<b>EDUCATION (excluding schools)</b>		Total	773,763.99		
Libraries		EQUALIZED VALUATION BASIS			
Other Educational Services		FOR NET DEBT COMPUTATION	185,357,211		
<b>STATUTORY EXPENDITURES</b>		REAL PROPERTY VALUATIONS		CURRENT FINANCES ENDING BALANCE	
Pensions & F. I. C. A.	30,019.00	Code	Class	# of Parcels	% VAL'N
Employee Fringe Benefits		1	Vacant Land	171	4.24
Other Statutory Expenditures	3,000.00	2	Residential	802	75.75
<b>MUNICIPAL FUNCTIONS</b>		3	Farm	302	14.92
TOTAL	853,067.79	4a	Commercial	25	2.63
<b>CAPITAL IMPROVEMENTS</b>		4b	Industrial	5	2.46
*MEMO*	41,650.00	4c	Apartments		
<b>DEBT SERVICE</b>		Total	1305		
Principal Payments	140,055.08	Land Area	18.00	Sq. Miles	
Interest Payments	7,952.25	Net Valuation Taxable-Municipal		113,612,937	
<b>DEFERRED CHARGES</b>		Net Valuation Taxable-County		185,726,201	
SCHOOL, COUNTY, SPECIAL DISTRICT TAXES	3,886,886.91	State Equalized Valuation		190,261,170	
RESERVE FOR UNCOLLECTED TAXES	274,000.00	State Equalization Ratio		59.58	
EXPENDITURES TOTAL	5,174,762.03			LIABILITIES, RESERVES, AND SURPLUS	
				Cash Liabilities	1,272,809.16
				Reserves for Receivables	471,616.53
				Surplus	422,728.41
				Total	2,167,154.10

\*Includes County Health Service Taxes or County Open Specie Tax. See Table 13.

1315

Population 1990 10,742  
 Population 1994 10,859  
 S & P Rating  
 Moody Rating A

General Tax Rate Par \$100. 2.57  
 State Equalized Tax Rate 2.60

**FREEHOLD BOROUGH - MONMOUTH CO.**  
 Form of Government:  
**Borough Council**  
 Number of Members on Governing Body - 6

PER CAPITA:  
 Gross Debt 891.22  
 Net Debt 678.78  
 Debt Service 57.07  
 Total Tax Levy 1,170.92  
 Municipal Expenditures 695.79

PER CENT:  
 Gross Debt 2.13  
 Net Debt 1.62  
 Tax Levy Collected 95.16  
 Tax Levy Cancelled, Abated or Adjusted .59

EXPENDITURES-CURRENT YEAR		REVENUES REALIZED-CURRENT YEAR		PROPERTY TAXES-CURRENT YEAR	
<b>GENERAL GOVERNMENT</b>				<b>STATE EQUALIZED TAX RATE</b>	
Governing Body & Public Boards		Property Taxes Collected	12,100,424.16	Local District School Taxes	.89 4,325,208.00
Municipal Clerk		Payments In Lieu of Taxes	72,866.42	Regional & Consolidated School Tax	.44 2,131,688.08
Financial Administration	90,675.00	Delinquent Tax & Lien Collections	480,484.13	School Taxes in Municipal Budget	
Assessment of Taxes	45,550.00	Business Parsonalty Replacement Taxes	187,867.72	County Taxes	.47 * 2,289,033.13
Collection of Taxes	63,550.00	Taxes from Public Utilities	583,671.42	County Library Taxes	
Planning, Housing & Development	48,145.00	Other Miscellaneous Tax Revenues		Local Municipal Purpose Taxes	.79 3,826,105.43
Human Resources	113,136.24	State Aid Revenues	867,303.09	Vaiaran & Senior Citizen Taxes	
Elections	2,800.00	Federal Aid Revenues		Total Taxes for Rate Computation	2.59 12,639,084.64
General Administration (other)	788,552.00			Special District Taxes	
<b>JUDICIARY</b>		Sale of Acquired Property		Bank Corp. Taxes	
Municipal Courts	146,349.00	Other Miscellaneous Revenues	752,290.49	Addad and Omitted Taxes	24,736.75
<b>PUBLIC SAFETY</b>				Total Taxes Levied - ABSTRACT	12,714,991.95
Fire Protection	225,961.00			Total Taxes Billad	12,715,405.00
Police Protection	1,751,075.12	Prior Years Surplus Appropriated	900,000.00	<b>TAXES COLLECTED</b>	12,100,424.16
Civil Defense & Disaster Control	3,150.00	<b>REVENUES</b>	<b>15,944,907.43</b>	Taxes Cancelled, Abated or Adjusted	74,917.83
Environmental Inspection & Control	57,050.00	Reserve For Uncollected Taxes	654,505.27	Transfer to Tax Title Liens or Foreclosed	63,101.99
Other Public Safety		<b>CAPITAL OUTLAY</b>	<b>2,471,582.67</b>	Ending Balance	476,961.02
<b>PUBLIC WORKS</b>				<b>PRIOR YEARS TAXES OUTSTANDING</b>	
Straits and Drainage	939,714.00	Public Enterprises	72,759.03	Beginning Balance	572,272.99
Sewers and Sewage Processing		Recreation-Cultura		Collected	460,282.29
Garbage and Trash Disposal	555,425.00	Public Works	135,354.14	Cancelled, Abated or Adjusted	
Public Buildings and Grounds	130,650.00	Buildings and Grounds	2,263,469.50	Transfers to Tax Title Liens or Foreclosed	19,616.20
Other Public Works		Library and Education		Ending Balance	92,374.50
<b>HEALTH and WELFARE</b>		Conservation		<b>TAX TITLE LIENS OUTSTANDING</b>	
Health Services Except Environmental	55,979.00	All Other		Beginning Balance	94,512.91
Welfare-Public Assistance	36,740.00			Transfer From Taxes	91,198.34
Hospital, Clinics, First Aid		<b>CAPITAL DEBT AUTHORIZED, ENDING BALANCE</b>		Radaamad	20,201.84
Animal, Insect, & Rodent Control	10,550.00	<b>ISSUED AND UNISSUED</b>	<b>GROSS DEBT</b>	Cancelled, Abated or Adjusted	150.00
Other Welfare Services		School	1,470,112	Transfers to Forclosed Property	
<b>RECREATION and CONSERVATION</b>		Self-Liquidating	1,875,140	Ending Balance	165,359.41
Beaches and Boardwalks		Other	6,332,558	<b>PROPERTY ACQUIRED BY DEED OR</b>	
Parks, Playgrounds, Shade Trees	105,700.00	Total	9,677,811	<b>FORECLOSURE</b>	
Land Reclamation & Conservation	65,577.00	<b>ISSUED AND OUTSTANDING</b>		Beginning Balance	234,300.00
Other Recreational Services	130,120.00	School	1,470,112.64	Transfers From Taxes or Liens	
<b>EDUCATION (excluding schools)</b>		Self-Liquidating	1,730,000.00	Sale for Cash	
Libraries	188,888.00	Other	5,732,000.00	Cancelled, Abated or Adjusted	
Other Educational Services		Total	8,932,112.64	Ending Balance	234,300.00
<b>STATUTORY EXPENDITURES</b>		<b>EQUALIZED VALUATION BASIS</b>		<b>CURRENT FINANCES ENDING BALANCE</b>	
Pensions & F. I. C. A.	291,388.00	<b>FOR NET DEBT COMPUTATION</b>	<b>454,933,083</b>	<b>ASSETS</b>	
Employee Fringe Benefits	421,361.00	<b>REAL PROPERTY VALUATIONS</b>		Cash	1,168,369.71
Other Statutory Expenditures	3,500.00	Code Class # of Parcels % VAL'N	<b>ASSESSED VALUATION</b>	Taxes Receivable	569,335.52
<b>MUNICIPAL FUNCTIONS</b>		1 Vacant Land 159 .88	4,016,900.00	Tax Title Liens	165,359.41
<b>CAPITAL IMPROVEMENTS</b>	<b>6,271,585.36</b>	2 Residential 2898 71.54	327,071,300.00	Foreclosed Property	234,300.00
<b>DEBT SERVICE</b>		3 Farm		Emergencies & Other Defarrad Charges	107,632.44
Principal Payments	425,000.00	4a Commercial 255 20.98	95,913,400.00	State and Federal Aid Receivable	
Interest Payments	194,738.10	4b Industrial 6 3.85	17,603,800.00	Other Receivables	59,597.21
		4c Apartments 14 2.75	12,590,300.00	Total	2,304,594.29
		Total 3332	457,195,700.00	<b>LIABILITIES, RESERVES, AND SURPLUS</b>	
<b>DEFERRED CHARGES</b>	<b>9,791.11</b>	Land Area 1.90 Sq Miles		Cash Liabilities	690,517.60
<b>SCHOOL, COUNTY, SPECIAL DISTRICT TAXES</b>	<b>8,864,149.77</b>	Net Valuation Taxable-Municipal	489,771,965	Reserves for Receivables	1,028,592.14
<b>RESERVE FOR UNCOLLECTED TAXES</b>	<b>654,505.27</b>	Net Valuation Taxable-County	495,364,549	Surplus	585,484.55
<b>EXPENDITURES</b>	<b>TOTAL 16,419,769.61</b>	State Equalized Valuation	485,110,859	Total	2,304,594.29
		State Equalization Ratio	101.03		

\*Includes County Health Service Taxes or County Open Space Tax. See Table 13.

Population 1990 24,710  
 Population 1994 27,495  
 S & P Rating AA-  
 Moody Rating A1

General Tax Rate Per \$100. 2.24  
 State Equalized Tax Rate 2.10

**FREEHOLD TOWNSHIP - MONMOUTH CO.**  
 Form of Government:  
**Township Committee**  
 Number of Members on Governing Body - 5

PER CAPITA:  
 Gross Debt 1,629.90  
 Net Debt 806.34  
 Debt Service 72.94  
 Total Tax Levy 1,496.20  
 Municipal Expenditures 655.48

PER CENT:  
 Gross Debt 2.50  
 Net Debt 1.24  
 Tax Levy Collected 98.61  
 Tax Levy Cancelled, Abated or Adjusted .13

EXPENDITURES-CURRENT YEAR		REVENUES REALIZED-CURRENT YEAR		PROPERTY TAXES-CURRENT YEAR	
<b>GENERAL GOVERNMENT</b>		<b>REVENUES REALIZED-CURRENT YEAR</b>		<b>STATE EQUALIZED TAX RATE</b>	
Governing Body & Public Boards	108,500.00	Property Taxes Collected	41,449,098.31	Local District School Taxes	19,072,038.00
Municipal Clerk	111,875.00	Payments in Lieu of Taxes	15,504.57	Regional & Consolidated School Tax	8,225,811.29
Financial Administration	187,656.00	Delinquent Tax & Lien Collections	785,067.91	School Taxes in Municipal Budget	
Assessment of Taxes	173,855.00	Business Personality Replacement Taxes	240,291.36	County Taxes	8,983,212.55 *
Collection of Taxes	137,410.00	Taxes from Public Utilities	5,725,996.00	County Library Taxes	383,189.94
Planning, Housing & Development	188,885.00	Other Miscellaneous Tax Revenues		Local Municipal Purpose Taxes	3,733,212.04
Human Resources	381,561.44	State Aid Revenues	1,483,048.30	Veteran & Senior Citizen Taxes	104,850.00
Elections	21,300.00	Federal Aid Revenues		Total Taxes for Rate Computation	40,502,313.82
General Administration (other)	1,458,670.00			Special District Taxes	
<b>JUDICIARY</b>		Sale of Acquired Property	375,419.66	Bank Corp. Taxes	
Municipal Courts	192,190.00	Other Miscellaneous Revenues	2,130,232.81	Added and Omitted Taxes	740,592.42
<b>PUBLIC SAFETY</b>		Total	52,204,658.92	Total Taxes Levied - ABSTRACT	41,138,056.24
Fire Protection	212,477.00	Prior Years Surplus Appropriated	4,800,000.00	Total Taxes Billed	42,033,024.38
Police Protection	3,326,876.05	<b>REVENUES TOTAL</b>	<b>57,004,658.92</b>	<b>TAXES COLLECTED</b>	<b>41,449,098.31</b>
Civil Defense & Disaster Control	14,300.00	Reserve For Uncollected Taxes	2,080,000.00	Taxes Cancelled, Abated or Adjusted	54,663.49
Environmental Inspection & Control	441,755.00	<b>CAPITAL OUTLAY TOTAL</b>	<b>4,213,577.45</b>	Transfer to Tax Title Liens or Foreclosed	34,328.36
Other Public Safety		Public Enterprises	1,536,701.90	Ending Balance	494,934.22
<b>PUBLIC WORKS</b>		Recreation-Culture		<b>PRIOR YEARS TAXES OUTSTANDING</b>	
Streets and Drainage	2,090,266.56	Public Works	1,685,207.94	Beginning Balance	871,205.36
Sewers and Sewage Processing	221,290.00	Buildings and Grounds	991,667.61	Collected	791,164.28
Garbage and Trash Disposal	132,500.00	Library and Education		Cancelled, Abated or Adjusted	2,499.96
Public Buildings and Grounds	658,620.00	Conservation		Transfers to Tax Title Liens or Foreclosed	92.28
Other Public Works		All Other		Ending Balance	77,448.84
<b>HEALTH and WELFARE</b>		<b>CAPITAL DEBT AUTHORIZED, ENDING BALANCE</b>		<b>TAX TITLE LIENS OUTSTANDING</b>	
Health Services Except Environmental	424,918.00	ISSUED AND UNISSUED	GROSS DEBT	NET DEBT	
Welfare-Public Assistance	42,470.00	School	5,801,432		
Hospital, Clinics, First Aid		Self-Liquidating	16,842,496		
Animal, Insect, & Rodent Control		Other	22,170,240	22,170,240	
Other Welfare Services		Total	44,814,169	22,170,240	
<b>RECREATION and CONSERVATION</b>		<b>ISSUED AND OUTSTANDING</b>		<b>PROPERTY ACQUIRED BY DEED OR FORECLOSURE</b>	
Beeches and Boardwalks		School	5,801,432.58	Beginning Balance	338,122.12
Parks, Playgrounds, Sheds Trees	349,445.00	Self-Liquidating	13,818,150.00	Transfer From Taxes	36,188.73
Land Reclamation & Conservation	22,697.32	Other	18,949,075.00	Redeemed	14,051.45
Other Recreational Services	721,280.00	Total	38,568,657.58	Cancelled, Abated or Adjusted	
<b>EDUCATION (excluding schools)</b>		<b>EQUALIZED VALUATION BASIS FOR NET DEBT COMPUTATION</b>		Transfers to Foreclosed Property	
Libraries		1,794,861,863		Ending Balance	55.04
Other Educational Services	10,000.00	<b>REAL PROPERTY VALUATIONS</b>		PROPERTY ACQUIRED BY DEED OR FORECLOSURE	360,204.36
<b>STATUTORY EXPENDITURES</b>		<b>FOR NET DEBT COMPUTATION</b>		<b>Beginning Balance</b>	
Pensions & F. I. C. A.	983,050.00	Code	Class	# of Parcels	% VAL'N
Employee Fringe Benefits	1,285,000.00	1	Vacant Land	1084	4.03
Other Statutory Expenditures	21,150.00	2	Residential	8362	69.50
<b>MUNICIPAL FUNCTIONS</b>		3	Farm	441	1.17
<b>CAPITAL IMPROVEMENTS</b>		4a	Commercial	338	21.57
<b>DEBT SERVICE</b>		4b	Industrial	18	3.38
Principal Payments	1,116,245.00	4c	Apartments	1	.34
Interest Payments	889,210.78	Total	10244		
<b>DEFERRED CHARGES</b>		Land Area 37.00 Sq. Miles		ASSESSED VALUATION	
SCHOOL, COUNTY, SPECIAL DISTRICT TAXES	17,000.00	Net Valuation Taxable-Municipal		69,600,800.00	
RESERVE FOR UNCOLLECTED TAXES	36,664,251.78	Net Valuation Taxable-County		1,199,581,000.00	
EXPENDITURES TOTAL	54,686,704.93	State Equalized Valuation		20,329,500.00	
		State Equalization Ratio		372,351,000.00	
				58,308,100.00	
				5,950,000.00	
				1,726,120,400.00	
				1,803,485,188	
				1,962,624,342	
				1,918,559,881	
				93.75	
				Total	
				15,474,156.89	
				LIABILITIES, RESERVES, AND SURPLUS	
				Cash Liabilities	
				8,336,676.36	
				Reserves for Receivables	
				1,470,533.51	
				Surplus	
				5,666,947.01	
				Total	
				15,474,156.89	

\*Includes County Health Service Taxes or County Open Space Tax. See Table 13.

2106

Population 1990 1,779  
 Population 1994 1,896  
 S & P Rating  
 Moody Rating

General Tax Rate Per \$100 2.49  
 State Equalized Tax Rate 2.40

**FRELINGHUYSEN TWP. - WARREN COUNTY**  
 Form of Government:  
**Township Committee**  
 Number of Members on Governing Body - 3

PER CAPITA:  
 Gross Debt 1,986.85  
 Net Debt 65.52  
 Debt Service 2.43  
 Total Tax Levy 1,712.96  
 Municipal Expenditures 506.67

PER CENT:  
 Gross Debt 2.76  
 Net Debt .09  
 Tax Levy Collected 91.14  
 Tax Levy Cancelled, Abated or Adjusted .72

EXPENDITURES-CURRENT YEAR		REVENUES REALIZED-CURRENT YEAR		PROPERTY TAXES-CURRENT YEAR	
<b>GENERAL GOVERNMENT</b>		<b>REVENUES REALIZED-CURRENT YEAR</b>		<b>PROPERTY TAXES-CURRENT YEAR</b>	
Governing Body & Public Boards		Property Taxes Collected	2,971,301.99	STATE EQUALIZED TAX RATE	
Municipal Clerk		Payments In Lieu of Taxes		Local District School Taxes	.98
Financial Administration	25,868.00	Delinquent Tax & Lien Collections	278,793.95	Regional & Consolidated School Tax	.65
Assessment of Taxes	21,975.00	Business Personalty Replacement Taxes	32,251.28	School Taxes in Municipal Budget	
Collection of Taxes	16,368.00	Taxes from Public Utilities	99,595.00	County Taxes	.68 *
Planning, Housing & Development	30,393.00	Other Miscellaneous Tax Revenues		County Library Taxes	.06
Human Resources	5,822.00	State Aid Revenues	172,724.51	Local Municipal Purpose Taxes	.01
Elections	1,000.00	Federal Aid Revenues		Veteran & Senlor Citizen Taxes	
General Administration (other)	90,239.75			Total Taxes for Rate Computation	2.38
<b>JUDICIARY</b>				Special District Taxes	
Municipal Courts	12,000.00	Sale of Acquired Property	139,818.07	Bank Corp. Taxes	
<b>PUBLIC SAFETY</b>		Other Miscellaneous Revenues	3,694,484.80	Added and Omitted Taxes	36,248.47
Fire Protection	15,680.00	Prior Years Surplus Appropriated	305,574.00	Total Taxes Levied - ABSTRACT	3,247,773.97
Police Protection	500.00	REVENUES TOTAL	4,000,058.80	Total Taxes Billed	3,260,156.35
Civil Defense & Disaster Control	1,078.00	Reserve For Uncollected Taxes	332,361.00	TAXES COLLECTED	2,971,301.99
Environmental Inspection & Control	23,973.34			Taxes Cancelled, Abated or Adjusted	23,456.03
Other Public Safety				Transfer to Tax Title Liens or Foreclosed	22,723.24
<b>PUBLIC WORKS</b>		<b>CAPITAL OUTLAY TOTAL</b>		Ending Balance	242,675.09
Streets and Dreinege	250,158.00	Public Enterprises	65,931.35	<b>PRIOR YEARS TAXES OUTSTANDING</b>	
Sewers end Sewage Processing	1,200.00	Recreation-Culture	58,943.63	Beginning Balance	273,961.75
Garbage end Tresh Disposal	17,000.00	Buildings end Grounds	11,312.00	Collected	270,673.10
Public Buildings end Grounds	14,800.00	Library end Education		Cancelled, Abated or Adjusted	389.93
Other Public Works	10,000.00	Conservation		Transfers to Tax Title Liens or Foreclosed	
<b>HEALTH end WELFARE</b>		All Other		Ending Balance	2,898.72
Health Services Except Environmental	724.00	<b>CAPITAL DEBT AUTHORIZED, ENDING BALANCE</b>		<b>TAX TITLE LIENS OUTSTANDING</b>	
Welfare-Public Assistance	1,132.00	ISSUED AND UNISSUED		Beginning Balance	121,438.60
Hospital, Clinics, First Aid	10,000.00	School	3,642,832	Transfer From Taxes	22,723.24
Animal, Insect, & Rodent Control	2,143.00	Self-Liquidating		Redeemed	8,120.85
Other Welfare Services		Other	124,225	Cancelled, Abated or Adjusted	
<b>RECREATION end CONSERVATION</b>		Total	3,767,058	Transfers to Foreclosed Property	
Beeches end Boerdwalks		<b>ISSUED AND OUTSTANDING</b>		Ending Balance	136,040.99
Parks, Playgrounds, Shade Trees	2,600.00	School	3,642,832.57	<b>PROPERTY ACQUIRED BY DEED OR FORECLOSURE</b>	
Land Reclamation & Conservation	8,067.25	Self-Liquidating		Beginning Balance	
Other Recreational Services	15,279.25	Other	92,000.00	Transfers From Taxes or Liens	
<b>EDUCATION (excluding schools)</b>		Total	3,734,832.57	Sale for Cash	
Librenes		<b>EQUALIZED VALUATION BASIS FOR NET DEBT COMPUTATION</b>		Cancelled, Abated or Adjusted	
Other Educational Services	500.00			Ending Balance	
<b>STATUTORY EXPENDITURES</b>				<b>CURRENT FINANCES ENDING BALANCE</b>	
Pensions & F. I. C. A.	17,200.00			<b>ASSETS</b>	
Employee Fringe Benefits	1,719.00			Cash	590,992.29
Other Statutory Expenditures	1,232.00			Taxes Receivable	245,573.81
<b>MUNICIPAL FUNCTIONS</b>				Tax Title Liens	136,040.99
CAPITAL IMPROVEMENTS	5,000.00			Foreclosed Property	
<b>DEBT SERVICE</b>				Emergencies & Other Deferred Cherges	1,577.50
Principal Payments	4,000.00			State end Federal Aid Receivable	240.11
Interest Payments	611.66			Other Receivables	10,033.75
<b>DEFERRED CHARGES</b>				Total	984,478.45
SCHOOL, COUNTY, SPECIAL DISTRICT TAXES	25,018.85			<b>LIABILITIES, RESERVES, AND SURPLUS</b>	
RESERVE FOR UNCOLLECTED TAXES	3,193,542.50			Cash Liabilities	137,075.37
EXPENDITURES TOTAL	4,154,185.60			Reserves for Receivables	391,668.55
				Surplus	455,734.53
				Total	984,478.45

\*Includes County Health Service Taxes or County Open Space Tax. See Table 13.

1011  
 Population 1990 1,528  
 Population 1994 1,574  
 S & P Rating  
 Moody Rating

General Tax Rate Per \$100. 1.91  
 State Equalized Tax Rate 1.97

**FRENCHTOWN BORO. - HUNTERDON CO.**  
 Form of Government:  
**Borough Council**  
 Number of Members on Governing Body - 6

PER CAPITA  
 Gross Debt 1,003.40 Gross Debt 2.02  
 Net Debt 678.74 Net Debt 1.36  
 Debt Service 9.78 Tax Levy Collected 94.77  
 Total Tax Levy 945.54 Tax Levy Cancelled, Abated  
 Municipal Expenditures 512.77 or Adjusted

EXPENDITURES-CURRENT YEAR		REVENUES REALIZED-CURRENT YEAR				PROPERTY TAXES-CURRENT YEAR	
<b>GENERAL GOVERNMENT</b>		<b>REVENUES REALIZED-CURRENT YEAR</b>				<b>PROPERTY TAXES-CURRENT YEAR</b>	
Governing Body & Public Boards		Property Taxes Collected			STATE EQUALIZED TAX RATE		
Municipal Clerk		Payments in Lieu of Taxes			Local District School Taxes	.89	673,781.00
Financial Administration	15,490.00	Delinquent Tax & Lien Collections	82,707.67		Regional & Consolidated School Tax	.38	286,127.85
Assessment of Taxes	7,755.00	Business Personalty Replacement Taxes	45,748.72		School Taxes in Municipal Budget		
Collection of Taxes	6,450.00	Taxes from Public Utilities	57,759.00		County Taxes	.35 *	262,873.08
Planning, Housing & Development	5,500.00	Other Miscellaneous Tax Revenues			County Library Taxes	.03	24,296.88
Human Resources	72,050.33	State Aid Revenues	123,340.07		Local Municipal Purpose Taxes	.31	237,507.30
Elections	560.00	Federal Aid Revenues			Veteran & Senior Citizen Taxes		8,650.00
General Administration (other)	91,759.00				Total Taxes for Rate Computation	1.96	1,493,236.11
<b>JUDICIARY</b>		Sale of Acquired Property			Special District Taxes		
Municipal Courts	24,593.20	Other Miscellaneous Revenues	163,067.41		Bank Corp. Taxes		
<b>PUBLIC SAFETY</b>					Added end Omltted Taxes		3,693.45
Fire Protection	32,373.43	Total	1,883,126.44		Total Taxes Levied - ABSTRACT		1,488,279.56
Police Protection	127,666.58	Prior Years Surplus Appropriated	135,000.00		Total Taxes Billed		1,488,279.56
Civil Defense & Disaster Control		<b>REVENUES TOTAL</b>	<b>2,018,126.44</b>		<b>TAXES COLLECTED</b>		<b>1,410,503.57</b>
Environmental Inspection & Control	7,843.00	Reserve For Uncollected Taxes	92,583.00		Taxes Cancelled, Abated or Adjusted		
Other Public Safety		<b>CAPITAL OUTLAY TOTAL</b>	<b>478,025.69</b>		Transfer to Tax Title Liens or Foreclosed		
<b>PUBLIC WORKS</b>					Ending Balance		77,775.99
Streets and Drainage	108,223.16	Public Enterprises	59,658.01		<b>PRIOR YEARS TAXES OUTSTANDING</b>		
Sewers and Sewage Processing		Recreation-Culture			Beginning Balance		89,290.71
Garbage and Trash Disposal	93,361.89	Public Works	399,764.94		Collected		82,707.67
Public Buildings and Grounds	14,050.00	Buildings and Grounds	18,602.74		Cancelled, Abated or Adjusted		
Other Public Works		Library and Education			Transfers to Tax Title Liens or Foreclosed		
<b>HEALTH and WELFARE</b>		Conservation			Ending Balance		6,583.04
Health Services Except Environmental	866.00	All Other			<b>TAX TITLE LIENS OUTSTANDING</b>		
Welfare-Public Assistance	875.00				Beginning Balance		6,452.49
Hospital, Clinics, First Aid		<b>CAPITAL DEBT AUTHORIZED, ENDING BALANCE</b>			Transfer From Taxes		
Animal, Insect, & Rodent Control		<b>ISSUED AND UNISSUED</b>			Redeemed		
Other Welfare Services		School	37,661		Cancelled, Abated or Adjusted		
<b>RECREATION and CONSERVATION</b>		Self-Liquidating	473,358		Transfers to Foreclosed Property		
Beeches and Boardwalks		Other	1,068,338		Ending Balance		6,452.49
Perks, Playgrounds, Shede Trees	8,010.00	Total	1,579,358		<b>PROPERTY ACQUIRED BY DEED OR</b>		
Land Reclamation & Conservation	4,065.00	<b>ISSUED AND OUTSTANDING</b>			<b>FORECLOSURE</b>		
Other Recreational Services	3,400.00	School	37,661.10		Beginning Balance		63,500.00
<b>EDUCATION (excluding schools)</b>		Self-Liquidating	219,000.00		Transfers From Taxes or Liens		
Libraries	5,250.00	Other	836,500.00		Sale for Cash		
Other Educational Services		Total	1,093,161.10		Cancelled, Abated or Adjusted		
<b>STATUTORY EXPENDITURES</b>		<b>EQUALIZED VALUATION BASIS</b>			Ending Balance		63,500.00
Pensions & F. I. C. A.	27,183.11	<b>FOR NET DEBT COMPUTATION</b>	78,278,100		<b>CURRENT FINANCES ENDING BALANCE</b>		
Employee Fringe Benefits	34,583.00	<b>REAL PROPERTY VALUATIONS</b>			<b>ASSETS</b>		
Other Statutory Expenditures		Code Class # of Parcels % VAL'N			Cash		135,817.19
<b>MUNICIPAL FUNCTIONS</b>		1 Vacent Land 57 2.33	1,801,700.00		Taxes Receivable		84,359.03
<b>CAPITAL IMPROVEMENTS</b>		2 Residential 408 72.47	56,040,300.00		Tax Title Liens		6,452.49
<b>DEBT SERVICE</b>		3 Farm 8 .38	294,130.00		Foreclosed Property		63,500.00
Principal Payments		4a Commercial 58 18.61	14,393,950.00		Emergencies & Other Delerred Charges		10,222.60
Interest Payments	15,387.29	4b Industrial 5 1.61	1,243,450.00		State and Federal Aid Receivable		3,060.00
<b>DEFERRED CHARGES</b>		4c Apartments 9 4.60	3,560,200.00		Other Receivables		7,927.11
SCHOOL, COUNTY, SPECIAL DISTRICT TAXES	7,222.60	Total 545	77,333,730.00		Total		311,338.42
RESERVE FOR UNCOLLECTED TAXES	1,247,078.81	Land Area 1.10 Sq. Miles			<b>LIABILITIES, RESERVES, AND SURPLUS</b>		
EXPENDITURES TOTAL	2,054,179.40	Net Valuation Taxable-Municipal	78,066,868		Cash Liabilities		52,953.28
		Net Valuation Taxable-County	82,190,148		Reserves for Receivables		162,238.63
		State Equalized Valuation	75,545,685		Surplus		96,146.51
		State Equalization Ratio	103.37		Total		311,338.42

0111

Population 1990 23,330  
 Population 1994 26,026  
 S & P Rating  
 Moody Rating AAA

General Tax Rate Per \$100. 3.12  
 State Equalized Tax Rate 2.16

**GALLOWAY TOWNSHIP - ATLANTIC CO.**  
 Form of Government:  
**Council-Manager Plan E (OMCL 50)**  
 Number of Members on Governing Body - 7

PER CAPITA:  
 Gross Debt 2,603.91  
 Net Debt 1,196.95  
 Debt Service 41.12  
 Total Tax Levy 1,003.08  
 Municipal Expenditures 399.24

PER CENT:  
 Gross Debt 5.93  
 Net Debt 2.73  
 Tax Levy Collected 93.12  
 Tax Levy Cancelled, Abated or Adjusted 1.84

EXPENDITURES-CURRENT YEAR		REVENUES REALIZED-CURRENT YEAR		PROPERTY TAXES-CURRENT YEAR		
<b>GENERAL GOVERNMENT</b>		<b>REVENUES REALIZED-CURRENT YEAR</b>		<b>STATE EQUALIZED TAX RATE</b>		
Governing Body & Public Boards	53,447.00	Property Taxes Collected	26,315,102.26	Local District School Taxes	11,235,061.50	
Municipal Clerk	83,904.00	Payments in Lieu of Taxes	88,799.00	Regional & Consolidated School Tax	5,855,366.92	
Financial Administration	163,388.00	Delinquent Tax & Lien Collections	1,056,221.75	School Taxes in Municipal Budget		
Assessment of Taxes	121,726.00	Business Personality Replacement Taxes	116,459.00	County Taxes	5,824,080.01 *	
Collection of Taxes	125,735.00	Taxes from Public Utilities	1,975,054.00	County Library Taxes	404,189.74	
Planning, Housing & Development	201,192.00	Other Miscellaneous Tax Revenues		Local Municipal Purpose Taxes	2,287,626.00	
Human Resources	404,979.00	State Aid Revenues	1,617,094.18	Veteran & Senior Citizen Taxes	137,300.00	
Elections	11,000.00	Federal Aid Revenues		Total Taxes for Rate Computation	25,743,624.17	
General Administration (other)	348,822.00			Special District Taxes		
<b>JUDICIARY</b>		Sale of Acquired Property	1,690,152.84	Bank Corp. Taxes		
Municipal Courts	131,896.00	Other Miscellaneous Revenues		Added and Omitted Taxes	499,957.05	
<b>PUBLIC SAFETY</b>		Total	30,856,883.03	Total Taxes Levied - ABSTRACT	26,106,281.22	
Fire Protection	325,385.27	Prior Years Surplus Appropriated	1,800,000.00	Total Taxes Billed	26,111,416.27	
Police Protection	2,520,876.00	<b>REVENUES TOTAL</b>	<b>32,656,883.03</b>	<b>TAXES COLLECTED</b>	<b>24,315,102.26</b>	
Civil Defense & Disaster Control	3,150.00	Reserve For Uncollected Taxes	1,720,744.00	Taxes Cancelled, Abated or Adjusted	479,989.86	
Environmental Inspection & Control	247,341.00	<b>CAPITAL OUTLAY TOTAL</b>	<b>5,339,140.25</b>	Transfer to Tax Title Liens or Foreclosed	166,766.35	
Other Public Safety		Public Enterprises	797,788.63	Ending Balance	24,339,702.26	
<b>PUBLIC WORKS</b>		Recreation-Culture		<b>PRIOR YEARS TAXES OUTSTANDING</b>		
Streets and Drainage	450,447.00	Public Works	77,154.43	Beginning Balance	1,055,262.38	
Sewers and Sewage Processing	15,296.73	Buildings and Grounds	4,464,197.19	Collected	1,013,822.74	
Garbage and Trash Disposal	231,296.00	Library and Education		Cancelled, Abated or Adjusted	588.03	
Public Buildings and Grounds	182,217.00	Conservation		Transfers to Tax Title Liens or Foreclosed	29,570.34	
Other Public Works	489,000.00	All Other		Ending Balance	11,281.27	
<b>HEALTH and WELFARE</b>		<b>CAPITAL DEBT AUTHORIZED, ENDING BALANCE</b>		<b>TAX TITLE LIENS OUTSTANDING</b>		
Health Services Except Environmental		ISSUED AND UNISSUED		Beginning Balance	679,496.30	
Welfare-Public Assistance	27,555.00	School	26,803,153	Transfer From Taxes	203,561.82	
Hospital, Clinics, First Aid		Self-Liquidating	9,816,361	Redeemed	42,399.01	
Animal, Insect, & Rodent Control	24,000.00	Other	31,201,843	Cancelled, Abated or Adjusted		
Other Welfare Services		Total	67,821,358	Transfers to Foreclosed Property		
<b>RECREATION and CONSERVATION</b>		<b>ISSUED AND OUTSTANDING</b>		Ending Balance	840,659.11	
Beaches and Boardwalks		School	26,803,153.82	<b>PROPERTY ACQUIRED BY DEED OR FORECLOSURE</b>		
Parks, Playgrounds, Shade Trees	118,500.00	Self-Liquidating	7,371,000.00	Beginning Balance	1,546,959.89	
Land Reclamation & Conservation	1,500.00	Other	14,198,000.00	Transfers From Taxes or Liens		
Other Recreational Services	66,375.00	Total	48,372,153.82	Sale for Cash		
<b>EDUCATION (excluding schools)</b>		<b>EQUALIZED VALUATION BASIS FOR NET DEBT COMPUTATION</b>	<b>1,142,766,051</b>	Cancelled, Abated or Adjusted		
Libraries		<b>REAL PROPERTY VALUATIONS</b>		Ending Balance	1,546,959.89	
Other Educational Services	13,000.00	Code	Class	# of Parcels	% VAL'N	ASSESSED VALUATION
<b>STATUTORY EXPENDITURES</b>		1	Vacant Land	5209	6.86	55,476,900.00
Pensions & F. I. C. A.	580,207.00	2	Residential	9430	78.80	637,259,700.00
Employee Fringe Benefits	645,500.00	3	Farm	349	1.02	8,271,600.00
Other Statutory Expenditures		4a	Commercial	319	11.60	93,801,500.00
<b>MUNICIPAL FUNCTIONS</b>		4b	Industrial	2	1.18	9,553,900.00
TOTAL	7,587,735.00	4c	Apartments	4	.54	4,328,000.00
<b>CAPITAL IMPROVEMENTS</b>		Total		15313		808,691,600.00
* MEMO *	271,200.00	Land Area	91.75	Sq Miles		
<b>DEBT SERVICE</b>		Net Valuation Taxable-Municipal				820,616,890
Principal Payments	510,000.00	Net Valuation Taxable-County				1,171,612,371
Interest Payments	560,076.25	State Equalized Valuation				1,180,217,113
<b>DEFERRED CHARGES</b>		State Equalization Ratio				69.22
SCHOOL, COUNTY, SPECIAL DISTRICT TAXES	12,000.00					
RESERVE FOR UNCOLLECTED TAXES	23,318,698.17					
EXPENDITURES TOTAL	33,709,253.42					

\*Includes County Health Service Taxes or County Open Space Tax See Table 13

0221

Population 1990 26,727  
 Population 1994 26,978  
 S & P Rating  
 Moody Rating AAA

General Tax Rate Per \$100. 2.39  
 State Equalized Tax Rate 2.45

**GARFIELD CITY - BERGEN COUNTY**  
 Form of Government:  
**Council-Manager (1923)**  
 Number of Members on Governing Body - 5

PER CAPITA:  
 Gross Debt 448.99  
 Net Debt 355.11  
 Debt Service 32.53  
 Total Tax Levy 1,074.34  
 Municipal Expenditures 771.92

PER CENT:  
 Gross Debt .98  
 Net Debt .78  
 Tax Levy Collected 96.54  
 Tax Levy Cancelled, Abated or Adjusted .54

EXPENDITURES-CURRENT YEAR		REVENUES REALIZED-CURRENT YEAR				PROPERTY TAXES-CURRENT YEAR	
<b>GENERAL GOVERNMENT</b>		<b>REVENUES REALIZED-CURRENT YEAR</b>				<b>STATE EQUALIZED TAX RATE</b>	
Governing Body & Public Boards	34,500.00	Property Taxes Collected	28,057,212.56		Local District School Taxes	1.36	17,378,291.50
Municipal Clerk	116,000.00	Payments in Lieu of Taxes	48,957.07		Regional & Consolidated School Tax		
Financial Administration	205,500.00	Delinquent Tax & Lien Collections	1,242,292.28		School Taxes in Municipal Budget		
Assessment of Taxes	105,000.00	Business Personalty Replacement Taxes	479,102.84		County Taxes	.26 *	3,033,333.29
Collection of Taxes	128,000.00	Taxes from Public Utilities	981,429.00		County Library Taxes		
Planning, Housing & Development	37,000.00	Other Miscellaneous Tax Revenues	2,316,547.48		Local Municipal Purpose Taxes	.72	8,548,869.87
Human Resources	134,258.00	State Aid Revenues			Veteran & Senior Citizen Taxes		329,350.00
Elections	12,000.00	Federal Aid Revenues			Total Taxes for Rate Computation	2.44	29,289,844.66
General Administration (other)	785,200.00				Special District Taxes		
<b>JUDICIARY</b>		Sale of Acquired Property	7,450,967.97		Bank Corp. Taxes		23,013.57
Municipal Courts	200,000.00	Other Miscellaneous Revenues	40,576,508.20		Added and Omitted Taxes		
<b>PUBLIC SAFETY</b>		Total	40,576,508.20		Total Taxes Levied - ABSTRACT		28,983,508.23
Fire Protection	262,730.50	Prior Years Surplus Appropriated	800,000.00		Total Taxes Billed		29,061,642.08
Police Protection	4,041,255.00	<b>REVENUES</b>	<b>41,376,508.20</b>		<b>TAXES COLLECTED</b>		<b>28,057,212.56</b>
Civil Defense & Disaster Control	3,000.00	Reserve For Uncollected Taxes	1,303,221.88		Taxes Cancelled, Abated or Adjusted		155,557.93
Environmental Inspection & Control	372,000.00	<b>CAPITAL OUTLAY</b>	<b>1,705,575.62</b>		Transfer to Tax Title Liens or Foreclosed		49,262.78
Other Public Safety		<b>TOTAL</b>	<b>1,705,575.62</b>		Ending Balance		799,608.81
<b>PUBLIC WORKS</b>		Public Enterprises			<b>PRIOR YEARS TAXES OUTSTANDING</b>		
Streets and Drainage	1,077,112.02	Recreation-Culture			Beginning Balance		1,278,245.68
Sewers and Sewage Processing	5,815,000.00	Public Works	1,345,435.90		Collected		1,179,612.29
Garbage and Trash Disposal	1,954,000.00	Buildings and Grounds	360,139.72		Cancelled, Abated or Adjusted		6,440.00
Public Buildings and Grounds	181,500.00	Library and Education			Transfers to Tax Title Liens or Foreclosed		
Other Public Works		Conservation			Ending Balance		92,193.39
<b>HEALTH and WELFARE</b>		All Other			<b>TAX TITLE LIENS OUTSTANDING</b>		
Health Services Except Environmental	37,181.00				Beginning Balance		897,810.40
Welfare-Public Assistance	65,500.00	<b>CAPITAL DEBT AUTHORIZED, ENDING BALANCE</b>			Transfer From Taxes		49,262.78
Hospital, Clinics, First Aid		<b>ISSUED AND UNISSUED</b>	<b>GROSS DEBT</b>		Redeemed		70,929.99
Animal, Insect, & Rodent Control	10,000.00	School			Cancelled, Abated or Adjusted		
Other Welfare Services		Self-Liquidating	2,435,290		Transfers to Foreclosed Property		
<b>RECREATION and CONSERVATION</b>		Other	9,677,466		Ending Balance		876,143.19
Beaches and Boardwalks		Total	12,112,756		<b>PROPERTY ACQUIRED BY DEED OR</b>		
Parks, Playgrounds, Shade Trees	532,508.47	<b>ISSUED AND OUTSTANDING</b>			<b>FORECLOSURE</b>		
Land Reclamation & Conservation	127,809.91	School			Beginning Balance		436,870.00
Other Recreational Services	19,000.00	Self-Liquidating	340,000.00		Transfers From Taxes or Liens		
<b>EDUCATION (excluding schools)</b>		Other	6,312,000.00		Sale for Cash		
Libraries	550,000.00	Total	6,652,000.00		Cancelled, Abated or Adjusted		
Other Educational Services		<b>EQUALIZED VALUATION BASIS</b>			Ending Balance		436,870.00
<b>STATUTORY EXPENDITURES</b>		<b>FOR NET DEBT COMPUTATION</b>	<b>1,232,835.330</b>		<b>CURRENT FINANCES ENDING BALANCE</b>		
Pensions & F. I. C. A.	704,400.00	<b>REAL PROPERTY VALUATIONS</b>			<b>ASSETS</b>		
Employee Fringe Benefits	1,121,000.00	Code	Class	# of Parcels	% VAL'N	Cash	4,075,513.37
Other Statutory Expenditures		1	Vacant Land	176	1.20	Taxes Receivable	891,802.20
<b>MUNICIPAL FUNCTIONS</b>		2	Residential	5403	70.79	Tax Title Liens	876,143.19
<b>CAPITAL IMPROVEMENTS</b>	<b>*MEMO*</b>	3	Farm			Foreclosed Property	436,870.00
<b>DEBT SERVICE</b>		4a	Commercial	467	13.08	Emergencies & Other Deferred Charges	
Principal Payments	531,796.35	4b	Industrial	89	10.47	State and Federal Aid Receivable	35,813.00
Interest Payments	345,798.80	4c	Apartments	120	4.46	Other Receivables	67,398.33
<b>DEFERRED CHARGES</b>		Total		6255		Total	6,383,540.09
SCHOOL, COUNTY, SPECIAL DISTRICT TAXES	12,453.75	Land Area	2.10		Sq. Miles		
RESERVE FOR UNCOLLECTED TAXES	20,411,624.79	Net Valuation Taxable-Municipal			1,215,005,377	<b>LIABILITIES, RESERVES, AND SURPLUS</b>	
EXPENDITURES	41,236,350.47	Net Valuation Taxable-County			1,061,380,298	Cash Liabilities	2,337,925.15
		State Equalized Valuation			1,186,468,391	Reserves for Receivables	2,272,213.72
		State Equalization Ratio			102.41	Surplus	1,773,401.22
						Total	6,383,540.09

2006

Population 1990 4,227  
 Population 1994 4,227  
 S & P Rating  
 Moody Rating A

General Tax Rate Per \$100. 4.44  
 State Equalized Tax Rate 2.82

**GARWOOD BOROUGH - UNION COUNTY**  
 Form of Government:  
**Borough Council**  
 Number of Members on Governing Body - 6

PER CAPITA: Gross Debt 576.62  
 Nel Debt 532.00  
 Debt Service 66.63  
 Total Tax Levy 1,858.31  
 Municipal Expenditures 999.09

PER CENT: Gross Debt .86  
 Nel Debt .79  
 Tax Levy Collected 98.13  
 Tax Levy Cancelled, Abated or Adjusted .46

EXPENDITURES-CURRENT YEAR		REVENUES REALIZED-CURRENT YEAR			PROPERTY TAXES-CURRENT YEAR	
<b>GENERAL GOVERNMENT</b>		<b>REVENUES REALIZED-CURRENT YEAR</b>			<b>STATE EQUALIZED TAX RATE</b>	
Governing Body & Public Boards		Property Taxes Collected		Local District School Taxes	1.02	2,835,414.00
Municipal Clerk		Payments In Lieu of Taxes		Regional & Consolidated School Tax	.40	1,112,543.65
Financial Administration	34,700.00	Delinquent Tax & Lien Collections	357,404.08	School Taxes in Municipal Budget		
Assessment of Taxes	12,950.00	Business Personality Replacement Taxes	232,744.12	County Taxes	.45 *	1,252,643.57
Collection of Taxes	42,600.00	Taxes from Public Utilities	291,937.00	County Library Taxes		
Planning, Housing & Development	22,600.00	Other Miscellaneous Tax Revenues		Local Municipal Purpose Taxes	.95	2,638,708.78
Human Resources	71,236.00	State Aid Revenues	253,283.43	Veteran & Senior Citizen Taxes		53,200.00
Elections	1,600.00	Federal Aid Revenues		Total Taxes for Rate Computation	2.82	7,892,510.00
General Administration (other)	438,570.65			Special District Taxes		
<b>JUDICIARY</b>		Sale of Acquired Property		Bank Corp. Taxes		
Municipal Courts	88,280.00	Other Miscellaneous Revenues	707,506.41	Added and Omitted Taxes		15,764.13
<b>PUBLIC SAFETY</b>				Total Taxes Levied - ABSTRACT		7,855,074.13
Fire Protection	94,280.00	Prior Years Surplus Appropriated	110,000.00	Total Taxes Billed		7,860,309.30
Police Protection	992,447.12	REVENUES	9,666,300.84	TAXES COLLECTED		7,713,425.80
Civil Defense & Disaster Control	2,000.00	Reserve For Uncollected Taxes	299,000.00	Taxes Cancelled, Abated or Adjusted		36,174.05
Environmental Inspection & Control	39,825.00	CAPITAL OUTLAY	252,106.95	Transfer to Tax Title Liens or Foreclosed		307.05
Other Public Safety				Ending Balance		110,402.40
<b>PUBLIC WORKS</b>		Public Enterprises		<b>PRIOR YEARS TAXES OUTSTANDING</b>		
Streets and Drainage	473,844.70	Recreation-Culture	11,120.90	Beginning Balance		304,029.19
Sewers and Sewage Processing	421,500.00	Public Works	166,797.56	Collected		291,312.52
Garbage and Trash Disposal	245,000.00	Buildings and Grounds	74,188.49	Cancelled, Abated or Adjusted		750.00
Public Buildings and Grounds	64,800.00	Library and Education		Transfers to Tax Title Liens or Foreclosed		11,966.67
Other Public Works		Conservation		Ending Balance		
<b>HEALTH and WELFARE</b>		All Other		TAX TITLE LIENS OUTSTANDING		
Health Services Except Environmental	47,356.00			Beginning Balance		52,704.91
Welfare-Public Assistance	5,365.00			Transfer From Taxes		14,748.15
Hospital, Clinics, First Aid				Redeemed		66,091.56
Animal, Insect, & Rodent Control	3,000.00			Cancelled, Abated or Adjusted		
Other Welfare Services				Transfers to Foreclosed Property		
<b>RECREATION and CONSERVATION</b>				Ending Balance		1,361.50
Beeches and Boardwalks				<b>PROPERTY ACQUIRED BY DEED OR FORECLOSURE</b>		
Perks, Playgrounds, Shade Trees	7,000.00			Beginning Balance		18,034.00
Land Reclamation & Conservation				Transfers From Taxes or Liens		
Other Recreational Services	26,225.00			Sale for Cash		
<b>EDUCATION (excluding schools)</b>				Cancelled, Abated or Adjusted		
Libraries	93,360.00			Ending Balance		18,034.00
Other Educational Services				<b>CURRENT FINANCES ENDING BALANCE</b>		
<b>STATUTORY EXPENDITURES</b>				ASSETS		
Pensions & F. I. C. A.	193,900.00			Cash		1,794,685.40
Employee Fringe Benefits	302,000.00			Taxes Receivable		110,402.40
Other Statutory Expenditures				Tax Title Liens		1,361.50
<b>MUNICIPAL FUNCTIONS</b>				Foreclosed Property		18,034.00
CAPITAL IMPROVEMENTS	100.00			Emergencies & Other Deferred Charges		
<b>DEBT SERVICE</b>				State and Federal Aid Receivable		12,434.85
Principal Payments	145,000.00			Other Receivables		370,227.35
Interest Payments	52,116.15			Total		2,307,145.50
<b>DEFERRED CHARGES</b>				<b>LIABILITIES, RESERVES, AND SURPLUS</b>		
SCHOOL, COUNTY, SPECIAL DISTRICT TAXES	5,200,601.22			Cash Liabilities		1,305,269.39
RESERVE FOR UNCOLLECTED TAXES	299,000.00			Reserves for Receivables		500,025.25
EXPENDITURES	9,423,756.84			Surplus		501,850.86
				Total		2,307,145.50

\*Includes County Health Service Taxes or County Open Space Tax See Table 13.

0413

Population 1990 2,383  
 Population 1994 2,363  
 S & P Rating  
 Moody Rating BAA

General Tax Rate Per \$100. 3.80  
 State Equalized Tax Rate 2.78

## GIBBSBORO BOROUGH - CAMDEN COUNTY

Form of Government:  
 Borough Council

Number of Members on Governing Body - 6

PER CAPITA:

Gross Debt 2,412.13  
 Net Debt 1,781.24  
 Debt Service 45.20  
 Total Tax Levy 1,429.38  
 Municipal Expenditures 782.25

PER CENT:

Gross Debt 4.67  
 Net Debt 3.45  
 Tax Levy Collected 94.22  
 Tax Levy Cancelled, Abated or Adjusted .39

EXPENDITURES-CURRENT YEAR		REVENUES REALIZED-CURRENT YEAR		PROPERTY TAXES-CURRENT YEAR	
<b>GENERAL GOVERNMENT</b>		<b>REVENUES REALIZED-CURRENT YEAR</b>		<b>PROPERTY TAXES-CURRENT YEAR</b>	
Governing Body & Public Boards		Property Taxes Collected	3,184,369.91	STATE EQUALIZED TAX RATE	
Municipal Clerk		Payments in Lieu of Taxes		Local District School Taxes	.94
Financial Administration	47,750.00	Delinquent Tax & Lien Collections	426,719.01	Regional & Consolidated School Tax	.47
Assessment of Taxes	13,350.00	Business Personality Replacement Taxes	58,586.48	School Taxes in Municipal Budget	
Collection of Taxes	27,500.00	Taxes from Public Utilities	215,171.00	County Taxes	.87 *
Planning, Housing & Development	15,550.00	Other Miscellaneous Tax Revenues		County Library Taxes	.03
Human Resources	82,450.00	State Aid Revenues	360,022.00	Local Municipal Purpose Taxes	.47
Elections	3,100.00	Federal Aid Revenues		Veteran & Senior Citizen Taxes	
General Administration (other)	246,100.00			Total Taxes for Rate Computation	2.78
<b>JUDICIARY</b>		Sale of Acquired Property		Special District Taxes	
Municipal Courts	37,520.02	Other Miscellaneous Revenues		Bank Corp. Taxes	
<b>PUBLIC SAFETY</b>		Total	4,435,184.81	Added and Omitted Taxes	4,260.33
Fire Protection	58,733.00	Prior Years Surplus Appropriated	190,000.00	Total Taxes Levied - ABSTRACT	3,377,621.55
Police Protection	169,642.30	REVENUES TOTAL	4,625,184.81	Total Taxes Billed	3,379,791.19
Civil Defense & Disaster Control	2,000.00	Reserve For Uncollected Taxes	478,250.00	<b>TAXES COLLECTED</b>	3,184,369.91
Environmental Inspection & Control	35,300.00	CAPITAL OUTLAY TOTAL	297,411.05	Taxes Cancelled, Abated or Adjusted	13,160.88
Other Public Safety		Public Enterprises	46,448.65	Transfer to Tax Title Liens or Foreclosed	43,855.95
<b>PUBLIC WORKS</b>		Recreation-Culture	119,219.81	Ending Balance	138,404.45
Streets and Drainage	29,518.38	Public Works	115,672.09	<b>PRIOR YEARS TAXES OUTSTANDING</b>	
Sewers and Sewage Processing	21,600.00	Buildings and Grounds	16,070.50	Beginning Balance	424,988.24
Garbage and Trash Disposal	167,000.00	Library and Education		Collected	418,697.77
Public Buildings and Grounds	42,000.00	Conservation		Cancelled, Abated or Adjusted	1,218.47
Other Public Works	78,150.00	All Other		Transfers to Tax Title Liens or Foreclosed	
<b>HEALTH and WELFARE</b>		CAPITAL DEBT AUTHORIZED, ENDING BALANCE		Ending Balance	5,072.00
Health Services Except Environmental	300.00	ISSUED AND UNISSUED		<b>TAX TITLE LIENS OUTSTANDING</b>	
Welfare-Public Assistance	2,700.00	School	703,823	Beginning Balance	112,928.41
Hospital, Clinics, First Aid		Self-Liquidating	3,078,436	Transfer From Taxes	43,855.95
Animal, Insect, & Rodent Control	4,000.00	Other	1,917,598	Redeemed	8,021.24
Other Welfare Services		Total	5,699,858	Cancelled, Abated or Adjusted	
<b>RECREATION and CONSERVATION</b>		ISSUED AND OUTSTANDING		Transfers to Foreclosed Property	
Beeches and Boardwalks		School	703,823.70	Ending Balance	148,763.12
Parks, Playgrounds, Shade Trees		Self-Liquidating	2,941,016.75	<b>PROPERTY ACQUIRED BY DEED OR</b>	
Land Reclamation & Conservation	2,047.03	Other	683,519.00	FORECLOSURE	
Other Recreational Services	29,900.00	Total	4,328,359.45	Beginning Balance	97,706.00
<b>EDUCATION (excluding schools)</b>		EQUALIZED VALUATION BASIS		Transfers From Taxes or Liens	
Libraries	12,800.00	FOR NET DEBT COMPUTATION	122,008,155	Sale for Cash	
Other Educational Services	37,651.00	REAL PROPERTY VALUATIONS		Cancelled, Abated or Adjusted	
<b>STATUTORY EXPENDITURES</b>		Code Class # of Parcels % VAL'N		Ending Balance	97,706.00
Pensions & F. I. C. A.	37,963.00	1 Vacant Land 174 7.42	6,528,850.00	<b>CURRENT FINANCES ENDING BALANCE</b>	
Employee Fringe Benefits		2 Residential 713 61.88	54,430,650.00	ASSETS	
Other Statutory Expenditures	4,254.19	3 Farm 2 .12	99,400.00	Cash	1,232,734.09
<b>MUNICIPAL FUNCTIONS</b>		4e Commercial 82 14.28	12,563,200.00	Taxes Receivable	143,476.45
TOTAL	1,208,878.92	4b Industrial 11 16.15	14,209,100.00	Tax Title Liens	148,763.12
<b>CAPITAL IMPROVEMENTS</b>	<b>*MEMO*</b>	4c Apartments 1 .14	124,700.00	Foreclosed Property	97,706.00
<b>DEBT SERVICE</b>		Total	87,955,900.00	Emergencies & Other Deferred Charges	110.00
Principal Payments	55,000.00	Land Area 2.16 Sq. Miles		State and Federal Aid Receivable	
Interest Payments	51,796.00	Net Valuation Taxable-Municipal	88,806,377	Other Receivables	12,374.76
<b>DEFERRED CHARGES</b>		Net Valuation Taxable-County	123,885,319	Total	1,635,164.42
SCHOOL, COUNTY, SPECIAL DISTRICT TAXES	2,804,361.22	State Equalized Valuation	120,894,015	<b>LIABILITIES, RESERVES, AND SURPLUS</b>	
RESERVE FOR UNCOLLECTED TAXES	478,250.00	State Equalization Ratio	73.27	Cash Liabilities	662,704.81
<b>EXPENDITURES</b>	<b>TOTAL</b>			Reserves for Receivables	402,320.33
	4,652,806.85			Surplus	570,139.28
				Total	1,635,164.42

0306

Population 1990 15,614  
 Population 1994 17,045  
 S & P Rating  
 Moody Rating A

General Tax Rate Per \$100. 2.69  
 State Equalized Tax Rate 2.77

**GLASSBORO BOROUGH - GLOUCESTER CO.**  
 Form of Government:  
**Borough Council**  
 Number of Members on Governing Body - 6

PER CAPITA:  
 Gross Debt 1,096.21  
 Net Debt 211.72  
 Debt Service 27.93  
 Total Tax Levy 922.54  
 Municipal Expenditures 655.06

PER CENT:  
 Gross Debt 3.56  
 Net Debt .69  
 Tax Levy Collected 94.97  
 Tax Levy Cancelled, Abated or Adjusted .24

EXPENDITURES-CURRENT YEAR		REVENUES REALIZED-CURRENT YEAR			PROPERTY TAXES-CURRENT YEAR	
<b>GENERAL GOVERNMENT</b>		<b>REVENUES REALIZED-CURRENT YEAR</b>			<b>STATE EQUALIZED TAX RATE</b>	
Governing Body & Public Boards	19,800.00	Property Taxes Collected	14,933,474.78		Local District School Taxes	1.22 6,772,665.50
Municipal Clerk	98,650.00	Payments in Lieu of Taxes	898,259.73		Regional & Consolidated School Tax	
Financial Administration	61,086.00	Delinquent Tax & Lien Collections	245,854.92		School Taxes in Municipal Budget	
Assessment of Taxes	79,317.00	Business Personalty Replacement Taxes	1,391,012.00		County Taxes	.60 * 3,337,505.72
Collection of Taxes	132,209.10	Taxes from Public Utilities	1,640,253.51		County Library Taxes	.04 209,900.19
Planning, Housing & Development	66,861.00	Other Miscellaneous Tax Revenues			Local Municipal Purpose Taxes	.90 4,982,614.00
Human Resources	237,971.00	State Aid Revenues			Veteran & Senior Citizen Taxes	112,200.00
Elections	8,200.00	Federal Aid Revenues			Total Taxes for Rate Computation	2.76 15,414,885.41
General Administration (other)	754,553.49				Special District Taxes	
<b>JUDICIARY</b>		Sale of Acquired Property	11,000.00		Bank Corp. Taxes	
Municipal Courts	172,022.88	Other Miscellaneous Revenues	2,012,034.13		Added and Omitted Taxes	422,003.86
<b>PUBLIC SAFETY</b>			Total 21,131,889.07		Total Taxes Levied - ABSTRACT	15,724,689.27
Fire Protection	246,661.00	Prior Years Surplus Appropriated	400,794.01		Total Taxes Billed	15,724,689.27
Police Protection	2,989,496.99	<b>REVENUES TOTAL</b>	<b>21,532,683.08</b>		<b>TAXES COLLECTED</b>	<b>14,933,474.78</b>
Civil Defense & Disaster Control	9,350.00	Reserve For Uncollected Taxes	1,055,670.00		Taxes Cancelled, Abated or Adjusted	38,493.19
Environmental Inspection & Control	241,945.00				Transfer to Tax Title Liens or Foreclosed	103,641.40
Other Public Safety		<b>CAPITAL OUTLAY TOTAL</b>	<b>951,164.39</b>		Ending Balance	649,079.90
<b>PUBLIC WORKS</b>		Public Enterprises	100,032.09		<b>PRIOR YEARS TAXES OUTSTANDING</b>	
Streets and Drainage	1,111,345.78	Recreation-Culture			Beginning Balance	1,038,882.71
Sewers and Sewage Processing		Public Works	851,132.30		Collected	791,031.23
Garbage and Tresh Disposal	791,543.30	Buildings and Grounds			Cancelled, Abated or Adjusted	3,577.73
Public Buildings and Grounds	156,585.00	Library and Education			Transfers to Tax Title Liens or Foreclosed	74,094.77
Other Public Works	453,900.00	Conservation			Ending Balance	170,178.98
<b>HEALTH and WELFARE</b>		All Other			<b>TAX TITLE LIENS OUTSTANDING</b>	
Health Services Except Environmental	148,790.00				Beginning Balance	420,717.93
Welfare-Public Assistance	36,300.00	<b>CAPITAL DEBT AUTHORIZED, ENDING BALANCE</b>			Transfer From Taxes	192,135.68
Hospital, Clinics, First Aid		<b>ISSUED AND UNISSUED</b>	<b>GROSS DEBT</b>		Redeemed	107,228.50
Animal, Insect, & Rodent Control		School	9,628,000		Cancelled, Abated or Adjusted	
Other Welfare Services		Self-Liquidating	5,414,000		Transfers to Foreclosed Property	
<b>RECREATION and CONSERVATION</b>		Other	3,608,746		Ending Balance	505,625.11
Beeches and Boardwalks		Total	18,650,746		<b>PROPERTY ACQUIRED BY DEED OR FORECLOSURE</b>	
Perke, Playgrounds, Shade Trees	257,700.00	<b>ISSUED AND OUTSTANDING</b>			Beginning Balance	1,209,017.34
Land Reclamation & Conservation	800.00	School	9,628,000.00		Transfers From Taxes or Liens	
Other Recreational Services	99,800.00	Self-Liquidating	2,017,000.00		Sale for Cash	11,000.00
<b>EDUCATION (excluding schools)</b>		Other	3,608,746.06		Cancelled, Abated or Adjusted	
Libraries	125,000.00	Total	15,253,746.06		Ending Balance	1,198,017.34
Other Educational Services		<b>EQUALIZED VALUATION BASIS</b>			<b>CURRENT FINANCES ENDING BALANCE</b>	
<b>STATUTORY EXPENDITURES</b>		<b>FOR NET DEBT COMPUTATION</b>	<b>524,258,108</b>		<b>ASSETS</b>	
Pensions & F. I. C. A.	525,229.00	<b>REAL PROPERTY VALUATIONS</b>			Cash	2,835,905.02
Employee Fringe Benefits	755,900.00	<b>Code Class # of Parcels % VAL'N ASSESSED VALUATION</b>			Taxes Receivable	819,258.88
Other Statutory Expenditures		1 Vacant Land 1283 4.58 25,468,600.00			Tax Title Liens	505,625.11
<b>MUNICIPAL FUNCTIONS</b>		2 Residential 3942 70.25 390,733,600.00			Foreclosed Property	1,198,017.34
<b>CAPITAL IMPROVEMENTS</b>		3 Farm 90 .89 4,944,800.00			Emergencies & Other Deferred Charges	27,305.39
<b>DEBT SERVICE</b>		4a Commercial 251 15.98 88,889,200.00			State and Federal Aid Receivable	
Principal Payments	305,389.54	4b Industrial 15 2.76 15,354,500.00			Other Receivables	28,595.05
Interest Payments	170,617.36	4c Apartments 34 5.54 30,826,500.00			Total	5,414,706.79
<b>DEFERRED CHARGES</b>		Total 5615 556,217,200.00			<b>LIABILITIES, RESERVES, AND SURPLUS</b>	
SCHOOL, COUNTY, SPECIAL DISTRICT TAXES	52,735.05	Land Area 9.37 Sq Miles			Cash Liabilities	1,278,644.98
RESERVE FOR UNCOLLECTED TAXES	1,055,670.00	Net Valuation Taxable-Municipal	570,773,745		Reserves for Receivables	2,551,496.38
<b>EXPENDITURES</b>		Net Valuation Taxable-County	545,717,405		Surplus	1,584,565.43
TOTAL	21,485,499.90	State Equalized Valuation	555,676,498		Total	5,414,706.79
		State Equalization Ratio	102.79			

\*Includes County Health Service Taxes or County Open Space Tax. See Table 13.

Population 1990 1,665  
 Population 1994 1,714  
 S & P Rating  
 Moody Rating

General Tax Rate Per \$100. 2.33  
 State Equalized Tax Rate 2.28

GLEN GARDNER BORO. - HUNTERDON CO.

Form of Government:

Borough Council

Number of Members on Governing Body - 6

PER CAPITA:

Gross Debt 1,064.28  
 Net Debt 689.61  
 Debt Service 100.00  
 Total Tax Levy 1,148.96  
 Municipal Expenditures 521.03

PER CENT:

Gross Debt 2.11  
 Net Debt 1.37  
 Tax Levy Collected 92.06  
 Tax Levy Cancelled, Abated or Adjusted .73

EXPENDITURES-CURRENT YEAR		REVENUES REALIZED-CURRENT YEAR			PROPERTY TAXES-CURRENT YEAR		
GENERAL GOVERNMENT		CAPITAL OUTLAY			STATE EQUALIZED TAX RATE		
Governing Body & Public Boards		Property Taxes Collected	1,819,370.93		Local District School Taxes	1.25	1,071,089.00
Municipal Clerk		Payments in Lieu of Taxes	11,124.00		Regional & Consolidated School Tax	.29	246,709.39
Financial Administration	16,300.00	Delinquent Tax & Lien Collections	97,346.76		School Taxes in Municipal Budget		
Assessment of Taxes	6,000.00	Business Personally Replacement Taxes	6,239.92		County Taxes	.31	269,418.23
Collection of Taxes	11,750.00	Taxes from Public Utilities	82,084.00		County Library Taxes	.03	24,903.43
Planning, Housing & Development	21,800.00	Other Miscellaneous Tax Revenues	81,400.19		Local Municipal Purpose Taxes	.39	333,057.15
Human Resources		State Aid Revenues			Veteran & Senior Citizen Taxes		8,000.00
Elections		Federal Aid Revenues			Total Taxes for Rate Computation	2.27	1,953,177.20
General Administration (other)	171,800.00				Special District Taxes		
JUDICIARY		Sale of Acquired Property	88,084.27		Bank Corp. Taxes		24,143.40
Municipal Courts	4,000.00	Other Miscellaneous Revenues	88,084.27		Added and Omitted Taxes		
PUBLIC SAFETY		Total	2,185,650.07		Total Taxes Levied - ABSTRACT		1,969,320.60
Fire Protection	20,533.70	Prior Years Surplus Appropriated	210,278.86		Total Taxes Billed		1,976,223.54
Police Protection	8,500.00	REVENUES TOTAL	2,395,928.93		TAXES COLLECTED		1,819,370.93
Civil Defense & Disaster Control	500.00	Reserve For Uncollected Taxes	173,345.14		Taxes Cancelled, Abated or Adjusted		14,446.38
Environmental Inspection & Control		TOTAL	72,091.47		Transfer to Tax Title Liens or Foreclosed		21,219.31
Other Public Safety					Ending Balance		121,186.92
PUBLIC WORKS		Public Enterprises			PRIOR YEARS TAXES OUTSTANDING		
Streets and Drainage	65,317.92	Recreation-Culture			Beginning Balance		101,068.88
Sewers and Sewage Processing	174,000.00	Public Works	62,043.12		Collected		91,164.77
Garbage and Trash Disposal		Buildings and Grounds	10,048.35		Cancelled, Abated or Adjusted		.08
Public Buildings and Grounds	15,000.00	Library and Education			Transfers to Tax Title Liens or Foreclosed		
Other Public Works		Conservation			Ending Balance		9,904.03
HEALTH and WELFARE		All Other			TAX TITLE LIENS OUTSTANDING		
Health Services Except Environmental	4,000.00				Beginning Balance		120,349.80
Welfare-Public Assistance	1,900.00				Transfer From Taxes		21,219.31
Hospital, Clinics, First Aid					Redeemed		6,181.99
Animal, Insect, & Rodent Control					Cancelled, Abated or Adjusted		
Other Welfare Services					Transfers to Foreclosed Property		119,198.49
RECREATION and CONSERVATION					Ending Balance		16,188.63
Beaches and Boardwalks					PROPERTY ACQUIRED BY DEED OR FORECLOSURE		
Perks, Playgrounds, Shade Trees	14,000.00				Beginning Balance		738,901.51
Land Reclamation & Conservation	1,885.00				Transfers From Taxes or Liens		119,198.49
Other Recreational Services	1,500.00				Sale for Cash		
EDUCATION (excluding schools)					Cancelled, Abated or Adjusted		
Libraries					Ending Balance		858,100.00
Other Educational Services					CURRENT FINANCES ENDING BALANCE		
STATUTORY EXPENDITURES					ASSETS		
Pensions & F. I. C. A.	9,000.00				Cash		709,454.63
Employee Fringe Benefits					Taxes Receivable		131,090.95
Other Statutory Expenditures	500.00				Tax Title Liens		16,188.63
MUNICIPAL FUNCTIONS					Foreclosed Property		858,100.00
CAPITAL IMPROVEMENTS	5,000.00				Emergencies & Other Deferred Charges		16,000.00
DEBT SERVICE					State and Federal Aid Receivable		1,969.73
Principal Payments	90,000.00				Other Receivables		271.78
Interest Payments	81,408.00				Total		1,733,075.72
DEFERRED CHARGES					LIABILITIES, RESERVES, AND SURPLUS		
SCHOOL, COUNTY, SPECIAL DISTRICT TAXES	1,612,120.05				Cash Liabilities		340,675.29
RESERVE FOR UNCOLLECTED TAXES	173,345.14				Reserves for Receivables		1,005,651.36
EXPENDITURES TOTAL	2,505,159.81				Surplus		386,749.07
					Total		1,733,075.72

0708

Population 1990 7,076  
 Population 1994 6,877  
 S & P Rating  
 Moody Rating

General Tax Rate Per \$100. 8.23  
 State Equalized Tax Rate 3.38

**GLEN RIDGE BORO. TWP. - ESSEX COUNTY**  
 Form of Government:  
**Borough Council**  
 Number of Members on Governing Body - 6

PER CAPITA:  
 Gross Debt 455.14  
 Net Debt 14.54  
 Debt Service  
 Total Tax Levy 2,802.74  
 Municipal Expenditures 1,051.47

PER CENT:  
 Gross Debt .55  
 Net Debt .02  
 Tax Levy Collected 97.70  
 Tax Levy Cancelled, Abated or Adjusted .75

EXPENDITURES-CURRENT YEAR		REVENUES REALIZED-CURRENT YEAR		PROPERTY TAXES-CURRENT YEAR	
<b>GENERAL GOVERNMENT</b>				<b>STATE EQUALIZED TAX RATE</b>	
Governing Body & Public Boards		Property Taxes Collected	18,846,894.45	Local District School Taxes	1.87 10,683,143.00
Municipal Clerk		Payments in Lieu of Taxes		Regional & Consolidated School Tax	
Financial Administration	75,020.18	Delinquent Tax & Lien Collections	152,123.49	School Taxes in Municipal Budget	
Assessment of Taxes	23,140.94	Business Personalty Replacement Taxes	42,030.28	County Taxes	.69 * 3,954,022.51
Collection of Taxes	22,775.20	Taxes from Public Utilities	293,431.00	County Library Taxes	
Planning, Housing & Development	33,878.25	Other Miscellaneous Tax Revenues		Local Municipal Purpose Taxes	.81 4,614,623.74
Human Resources	188,489.21	State Aid Revenues	418,341.02	Veteran & Senior Citizen Taxes	29,250.00
Elections	6,425.00	Federal Aid Revenues		Total Taxes for Rate Computation	3.37 19,281,039.25
General Administration (other)	2,945,419.30			Special District Taxes	
<b>JUDICIARY</b>		Sale of Acquired Property		Bank Corp. Taxes	
Municipal Courts	140,463.43	Other Miscellaneous Revenues	491,734.17	Added and Omitted Taxes	22,621.55
<b>PUBLIC SAFETY</b>		Total	20,244,554.41	Total Taxes Levied - ABSTRACT	19,274,410.80
Fire Protection	7,198.00	Prior Years Surplus Appropriated	1,410,465.00	Total Taxes Billed	19,290,473.85
Police Protection	17,805.32	<b>REVENUES TOTAL</b>	<b>21,655,019.41</b>	<b>TAXES COLLECTED</b>	<b>18,846,894.45</b>
Civil Defense & Disaster Control		Reserve For Uncollected Taxes	482,000.00	Taxes Cancelled, Abated or Adjusted	143,917.79
Environmental Inspection & Control	21,186.15	<b>CAPITAL OUTLAY TOTAL</b>	<b>171,038.23</b>	Transfer to Tax Title Liens or Foreclosed	2,888.73
Other Public Safety				Ending Balance	296,772.88
<b>PUBLIC WORKS</b>		Public Enterprises		<b>PRIOR YEARS TAXES OUTSTANDING</b>	
Streets and Drainage	555,119.11	Recreation-Culture		Beginning Balance	178,525.29
Sewers and Sewage Processing	331,633.93	Public Works	36,711.29	Collected	152,123.49
Garbage and Trash Disposal	1,062,489.20	Buildings and Grounds	112,538.39	Cancelled, Abated or Adjusted	
Public Buildings and Grounds	118,852.99	Library and Education	21,788.55	Transfers to Tax Title Liens or Foreclosed	
Other Public Works		Conservation		Ending Balance	26,401.80
<b>HEALTH and WELFARE</b>		All Other		<b>TAX TITLE LIENS OUTSTANDING</b>	
Health Services Except Environmental	36,922.40			Beginning Balance	45,662.48
Welfare-Public Assistance	13,679.24			Transfer From Taxes	2,888.73
Hospital, Clinics, First Aid				Redeemed	
Animal, Insect, & Rodent Control				Cancelled, Abated or Adjusted	
Other Welfare Services				Transfers to Foreclosed Property	
<b>RECREATION and CONSERVATION</b>				Ending Balance	48,551.21
Beaches and Boardwalks				<b>PROPERTY ACQUIRED BY DEED OR FORECLOSURE</b>	
Perks, Playgrounds, Shade Trees	82,122.82			Beginning Balance	410.00
Land Reclamation & Conservation	3,308.81			Transfers From Taxes or Liens	
Other Recreational Services	142,411.35			Sale for Cash	
<b>EDUCATION (excluding schools)</b>				Cancelled, Abated or Adjusted	
Libraries	327,500.00			Ending Balance	410.00
Other Educational Services				<b>CURRENT FINANCES ENDING BALANCE</b>	
<b>STATUTORY EXPENDITURES</b>				<b>ASSETS</b>	
Pensions & F. I. C. A.	282,589.16			Cash	5,452,906.83
Employee Fringe Benefits	310,850.00			Taxes Receivable	323,174.68
Other Statutory Expenditures				Tax Title Liens	48,551.21
<b>MUNICIPAL FUNCTIONS</b>				Foreclosed Property	410.00
<b>CAPITAL IMPROVEMENTS</b>				Emergencies & Other Deferred Chrgs	22,769.40
<b>DEBT SERVICE</b>				State and Federal Aid Receivable	2,298.75
Principal Payments	6,747,279.99			Other Receivables	26,471.78
Interest Payments	76,500.00			Total	5,876,582.65
<b>DEFERRED CHARGES</b>				<b>LIABILITIES, RESERVES, AND SURPLUS</b>	
SCHOOL, COUNTY, SPECIAL DISTRICT TAXES	1,660.77			Cash Liabilities	4,360,282.14
RESERVE FOR UNCOLLECTED TAXES	14,637,165.51			Reserves for Receivables	385,871.85
<b>EXPENDITURES TOTAL</b>	<b>21,868,106.27</b>			Surplus	1,130,428.66
				Total	5,876,582.65

\*Includes County Health Service Taxes or County Open Space Tax. See Table 13.

0222

Population 1990 **10,883**  
 Population 1994 **11,019**  
 S & P Rating  
 Moody Rating **AA**

General Tax Rate Per \$100. **2.69**  
 State Equalized Tax Rate **2.29**

### GLEN ROCK BOROUGH - BERGEN COUNTY

Form of Government:

Borough Council

Number of Members on Governing Body - 6

PER CAPITA:

Gross Debt **1,284.28**  
 Net Debt **441.83**  
 Debt Service **61.32**  
 Total Tax Levy **2,172.82**  
 Municipal Expenditures **867.29**

PER CENT:

Gross Debt **1.35**  
 Net Debt **.47**  
 Tax Levy Collected **98.82**  
 Tax Levy Cancelled, Abated or Adjusted **.12**

EXPENDITURES-CURRENT YEAR		REVENUES REALIZED-CURRENT YEAR		PROPERTY TAXES-CURRENT YEAR	
<b>GENERAL GOVERNMENT</b>				STATE EQUALIZED TAX RATE <b>2.29</b>	
Governing Body & Public Boards		Property Taxes Collected <b>23,644,785.92</b>		Local District School Taxes <b>1.43</b> <b>14,881,356.00</b>	
Municipal Clerk		Payments in Lieu of Taxes <b>47,010.00</b>		Regional & Consolidated School Tax	
Financial Administration <b>62,252.00</b>		Delinquent Tax & Lien Collections <b>251,224.00</b>		School Taxes in Municipal Budget	
Assessment of Taxes <b>39,871.00</b>		Business Personality Replacement Taxes <b>103,794.00</b>		County Taxes <b>.29</b> * <b>3,011,452.82</b>	
Collection of Taxes <b>79,253.00</b>		Taxes from Public Utilities <b>735,018.00</b>		County Library Taxes	
Planning, Housing & Development <b>51,562.00</b>		Other Miscellaneous Tax Revenues		Local Municipal Purpose Taxes <b>.57</b> <b>5,962,478.00</b>	
Human Resources <b>73,530.00</b>		State Aid Revenues <b>682,241.00</b>		Veteran & Senior Citizen Taxes <b>63,000.00</b>	
Elections <b>5,815.00</b>		Federal Aid Revenues		Total Taxes for Rate Computation <b>2.29</b> <b>23,918,286.82</b>	
General Administration (other) <b>627,430.00</b>		Sale of Acquired Property		Special District Taxes	
<b>JUDICIARY</b>		Other Miscellaneous Revenues		Bank Corp. Taxes	
Municipal Courts <b>79,012.00</b>		Total <b>850,558.57</b>		Added and Omitted Taxes <b>87,046.18</b>	
<b>PUBLIC SAFETY</b>		Prior Years Surplus Appropriated <b>1,250,000.00</b>		Total Taxes Levied - ABSTRACT <b>23,942,333.00</b>	
Fire Protection <b>120,395.00</b>		REVENUES TOTAL <b>26,314,631.49</b>		Total Taxes Billed <b>23,926,247.77</b>	
Police Protection <b>1,682,114.00</b>		Reserve For Uncollected Taxes <b>1,068,077.00</b>		TAXES COLLECTED <b>23,644,785.92</b>	
Civil Defense & Disaster Control <b>1,900.00</b>		CAPITAL OUTLAY TOTAL <b>611,779.22</b>		Taxes Cancelled, Abated or Adjusted <b>28,769.55</b>	
Environmental Inspection & Control <b>108,074.00</b>		Public Enterprises		Transfer to Tax Title Liens or Foreclosed <b>1,511.78</b>	
Other Public Safety		Recreation-Culture <b>182.68</b>		Ending Balance <b>251,180.52</b>	
<b>PUBLIC WORKS</b>		Public Works <b>112,166.94</b>		PRIOR YEARS TAXES OUTSTANDING	
Streets and Drainage <b>136,968.00</b>		Buildings and Grounds <b>433,933.03</b>		Beginning Balance <b>252,651.12</b>	
Sewers and Sewage Processing <b>349,213.00</b>		Library and Education <b>65,496.57</b>		Collected <b>244,714.65</b>	
Garbage and Trash Disposal <b>1,185,081.00</b>		All Other		Cancelled, Abated or Adjusted <b>7,936.47</b>	
Public Buildings and Grounds <b>89,195.00</b>		CAPITAL DEBT AUTHORIZED, ENDING BALANCE		Transfers to Tax Title Liens or Foreclosed	
Other Public Works <b>1,195,113.00</b>		ISSUED AND UNISSUED GROSS DEBT NET DEBT		Ending Balance	
<b>HEALTH and WELFARE</b>		School <b>9,283,040</b>		TAX TITLE LIENS OUTSTANDING	
Health Services Except Environmental <b>74,961.00</b>		Self-Liquidating <b>4,868,488</b>		Beginning Balance <b>6,434.63</b>	
Welfare-Public Assistance <b>4,646.00</b>		Other <b>14,151,528</b>		Transfer from Taxes <b>1,511.78</b>	
Hospital, Clinics, First Aid		Total <b>14,151,528</b>		Redeemed <b>6,518.93</b>	
Animal, Insect, & Rodent Control		ISSUED AND OUTSTANDING		Cancelled, Abated or Adjusted	
Other Welfare Services		School <b>9,283,040.00</b>		Transfers to Foreclosed Property	
<b>RECREATION and CONSERVATION</b>		Self-Liquidating <b>4,755,759.00</b>		Ending Balance <b>1,427.48</b>	
Beeches and Boardwalks		Other <b>14,038,799.00</b>		PROPERTY ACQUIRED BY DEED OR FORECLOSURE	
Parks, Playgrounds, Sheds Trees		EQUALIZED VALUATION BASIS FOR NET DEBT COMPUTATION <b>1,038,666,184</b>		Beginning Balance <b>107,500.00</b>	
Land Reclamation & Conservation <b>208,158.00</b>		REAL PROPERTY VALUATIONS		Transfers From Taxes or Liens	
Other Recreational Services <b>173,075.00</b>		Code Class # of Parcels % VAL'N ASSESSED VALUATION		Sale for Cash	
<b>EDUCATION (excluding schools)</b>		1 Vacant Land 73 .48 <b>4,235,900.00</b>		Cancelled, Abated or Adjusted	
Libraries <b>332,143.00</b>		2 Residential 3823 89.94 <b>797,799,100.00</b>		Ending Balance <b>107,500.00</b>	
Other Educational Services		3 Farm <b>73,513,300.00</b>		CURRENT FINANCES ENDING BALANCE	
<b>STATUTORY EXPENDITURES</b>		4a Commercial 97 8.29 <b>73,513,300.00</b>		ASSETS	
Pensions & F. I. C. A. <b>442,133.00</b>		4b Industrial 3 1.30 <b>11,510,000.00</b>		Cash <b>3,021,072.00</b>	
Employee Fringe Benefits <b>541,049.00</b>		4c Apartments <b>887,058,300.00</b>		Taxes Receivable <b>251,181.00</b>	
Other Statutory Expenditures		Total <b>3996</b>		Tax Title Liens <b>1,427.00</b>	
<b>MUNICIPAL FUNCTIONS</b>		Land Area <b>2.80</b> Sq. Miles		Foreclosed Property <b>107,500.00</b>	
TOTAL <b>7,662,943.00</b>		Net Valuation Taxable-Municipal <b>888,557,680</b>		Emergencies & Other Deferred Charges	
<b>CAPITAL IMPROVEMENTS</b>		Net Valuation Taxable-County <b>1,049,082,012</b>		State and Federal Aid Receivable <b>1,984.00</b>	
*MEMO* <b>100,000.00</b>		State Equalized Valuation <b>1,043,993,363</b>		Other Receivables <b>12,681.00</b>	
<b>DEBT SERVICE</b>		State Equalization Ratio <b>85.09</b>		Total <b>3,395,845.00</b>	
Principal Payments <b>508,000.00</b>		LIABILITIES, RESERVES, AND SURPLUS		Cash Liabilities <b>1,669,222.00</b>	
Interest Payments <b>167,644.00</b>		Cash Liabilities <b>1,669,222.00</b>		Reserves for Receivables <b>372,789.00</b>	
<b>DEFERRED CHARGES</b>		Reserves for Receivables <b>372,789.00</b>		Surplus <b>1,353,834.00</b>	
SCHOOL, COUNTY, SPECIAL DISTRICT TAXES <b>17,892,808.82</b>		Total <b>3,395,845.00</b>		Total <b>3,395,845.00</b>	
RESERVE FOR UNCOLLECTED TAXES <b>1,068,077.00</b>					
EXPENDITURES TOTAL <b>27,449,472.82</b>					

0414

Population 1990 12,649  
 Population 1994 12,433  
 S & P Rating  
 Moody Rating AAA

General Tax Rate Per \$100. 2.65  
 State Equalized Tax Rate 3.02

**GLOUCESTER CITY CITY - CAMDEN CO.**  
 Form of Government:  
**Special Charter (P.L. 1868 c.44)**  
 Number of Members on Governing Body - 7

PER CAPITA:  
 Gross Debt 2,277.13  
 Net Debt 874.53  
 Debt Service 22.60  
 Total Tax Levy 804.03  
 Municipal Expenditures 746.08

PER CENT:  
 Gross Debt 8.87  
 Net Debt 3.41  
 Tax Levy Collected 92.19  
 Tax Levy Cancelled, Abated or Adjusted .39

EXPENDITURES-CURRENT YEAR	REVENUES REALIZED-CURRENT YEAR	PROPERTY TAXES-CURRENT YEAR
<b>GENERAL GOVERNMENT</b>		<b>STATE EQUALIZED TAX RATE</b>
Governing Body & Public Boards		Local District School Taxes 1.03 3,392,158.00
Municipal Clerk		Regional & Consolidated School Tax
Financial Administration 82,600.00	Property Taxes Collected 9,222,571.25	School Taxes in Municipal Budget
Assessment of Taxes 31,752.98	Payments in Lieu of Taxes 244,188.00	County Taxes .89* 2,941,620.66
Collection of Taxes 59,276.97	Delinquent Tax & Lien Collections 602,441.79	County Library Taxes
Planning, Housing & Development 451,225.00	Business Personalty Replacement Taxes 392,857.72	Local Municipal Purpose Taxes 1.11 3,646,433.66
Human Resources 170,744.00	Taxes from Public Utilities 1,583,297.35	Veteran & Senior Citizen Taxes 190,600.00
Elections	Other Miscellaneous Tax Revenues	Total Taxes for Rate Computation 3.03 10,170,812.32
General Administration (other) 885,893.93	State Aid Revenues 2,000,194.86	Special District Taxes
<b>JUDICIARY</b>	Federal Aid Revenues	Bank Corp. Taxes
Municipal Courts 200,574.57		Added and Omitted Taxes 16,264.45
<b>PUBLIC SAFETY</b>	Sale of Acquired Property	Total Taxes Levied - ABSTRACT 9,996,476.77
Fire Protection 1,289,771.00	Other Miscellaneous Revenues 757,037.82	Total Taxes Billed 10,003,384.82
Police Protection 1,296,484.66	Total 14,802,588.79	TAXES COLLECTED 9,222,571.25
Civil Defense & Disaster Control	Prior Years Surplus Appropriated 436,000.00	Taxes Cancelled, Abated or Adjusted 38,560.69
Environmental Inspection & Control 118,300.00	REVENUES TOTAL 15,238,588.79	Transfer to Tax Title Liens or Foreclosed 45,928.56
Other Public Safety	Reserve For Uncollected Taxes 807,087.33	Ending Balance 696,324.32
<b>PUBLIC WORKS</b>	<b>CAPITAL OUTLAY TOTAL 884,668.05</b>	<b>PRIOR YEARS TAXES OUTSTANDING</b>
Streets and Drainage 176,344.06	Public Enterprises	Beginning Balance 519,853.57
Sewers and Sewage Processing	Recreation-Culture	Collected 487,230.04
Garbage and Trash Disposal	Public Works 111,889.00	Cancelled, Abated or Adjusted
Public Buildings and Grounds 1,668,400.00	Buildings and Grounds 772,779.05	Transfers to Tex Title Liens or Foreclosed
Other Public Works	Library and Education	Ending Balance 32,623.53
<b>HEALTH and WELFARE</b>	Conservation	<b>TAX TITLE LIENS OUTSTANDING</b>
Health Services Except Environmental 7,186.81	All Other	Beginning Balance 379,529.17
Welfare-Public Assistance 63,550.00		Transfer From Taxes 45,928.56
Hospital, Clinics, First Aid	<b>CAPITAL DEBT AUTHORIZED, ENDING BALANCE</b>	Redeemed 115,211.75
Animal, Insect, & Rodent Control	<b>ISSUED AND UNISSUED GROSS DEBT NET DEBT</b>	Cancelled, Abated or Adjusted
Other Welfare Services	School 19,812,000 7,043,925	Transfers to Foreclosed Property
<b>RECREATION and CONSERVATION</b>	Self-Liquidating 5,126,712 456,244	Ending Balance 310,245.98
Beaches and Boardwalks	Other 3,372,862 3,372,862	<b>PROPERTY ACQUIRED BY DEED OR FORECLOSURE</b>
Parks, Playgrounds, Shade Trees 9,720.00	Total 28,311,574 10,873,032	Beginning Balance 1,231,777.00
Land Reclamation & Conservation 20,234.69	<b>ISSUED AND OUTSTANDING</b>	Transfers From Taxes or Liens
Other Recreational Services	School 19,812,000.00	Sale for Cash
<b>EDUCATION (excluding schools)</b>	Self-Liquidating 2,058,393.00	Cancelled, Abated or Adjusted
Libraries 261,500.00	Other 2,145,607.00	Ending Balance 1,231,777.00
Other Educational Services	Total 24,016,000.00	<b>CURRENT FINANCES ENDING BALANCE ASSETS</b>
<b>STATUTORY EXPENDITURES</b>	<b>EQUALIZED VALUATION BASIS FOR NET DEBT COMPUTATION 319,201,868</b>	Cash 1,936,011.56
Pensions & F. I. C. A. 399,403.10	<b>REAL PROPERTY VALUATIONS</b>	Taxes Receivable 728,947.85
Employee Fringe Benefits 768,500.00	Code Class # of Parcels % VAL'N ASSESSED VALUATION	Tax Title Liens 310,245.98
Other Statutory Expenditures	1 Vacant Land 319 2.22 8,080,700.00	Foreclosed Property 1,231,777.00
<b>MUNICIPAL FUNCTIONS TOTAL 7,961,461.77</b>	2 Residential 3663 69.55 253,546,900.00	Emergencies & Other Deferred Charges 276,100.00
<b>CAPITAL IMPROVEMENTS *MEMO* 186,000.00</b>	3 Farm	State and Federal Aid Receivable
<b>DEBT SERVICE</b>	4a Commercial 312 21.82 79,551,900.00	Other Receivables 267,715.73
Principal Payments 144,491.63	4b Industrial 34 5.15 13,783,700.00	Total 4,750,798.12
Interest Payments 136,492.93	4c Apartments 12 1.26 4,579,400.00	<b>LIABILITIES, RESERVES, AND SURPLUS</b>
	Total 4340 364,542,600.00	Cash Liabilities 1,333,453.03
<b>DEFERRED CHARGES 226,434.22</b>	Land Area 2.32 Sq Miles	Reserves for Receivables 2,538,686.56
<b>SCHOOL, COUNTY, SPECIAL DISTRICT TAXES 6,333,778.66</b>	Net Valuation Taxable-Municipal 376,446,200	Surplus 878,658.53
<b>RESERVE FOR UNCOLLECTED TAXES 807,087.33</b>	Net Valuation Taxable-County 344,295,313	Total 4,750,798.12
<b>EXPENDITURES TOTAL 15,609,746.54</b>	State Equalized Valuation 331,257,608	
	State Equalization Ratio 114.15	

\*Includes County Health Service Taxes or County Open Space Tax. See Table 13.

0415

Population 1990 53,797  
 Population 1994 56,912  
 S & P Rating  
 Moody Rating AAA

General Tax Rate Per \$100. 2.67  
 State Equalized Tax Rate 2.70

**GLOUCESTER TOWNSHIP - CAMDEN CO.**  
 Form of Government:  
**Mayor-Council Plan B (OMCL 50)**  
 Number of Members on Governing Body - 7

PER CAPITA:  
 Gross Debt 983.35  
 Net Debt 514.98  
 Debt Service 58.50  
 Total Tax Levy 955.57  
 Municipal Expenditures 398.75

PER CENT:  
 Gross Debt 3.02  
 Net Debt 1.58  
 Tax Levy Collected 95.91  
 Tax Levy Cancelled, Abated or Adjusted .26

EXPENDITURES-CURRENT YEAR		REVENUES REALIZED-CURRENT YEAR		PROPERTY TAXES-CURRENT YEAR	
<b>GENERAL GOVERNMENT</b>		<b>REVENUES REALIZED-CURRENT YEAR</b>		<b>PROPERTY TAXES-CURRENT YEAR</b>	
Governing Body & Public Boards	168,013.00	Property Taxes Collected	50,074,266.00	STATE EQUALIZED TAX RATE	.89
Municipal Clerk	180,015.00	Payments in Lieu of Taxes	116,477.00	Local District School Taxes	.37
Financial Administration	241,285.00	Delinquent Tax & Lien Collections	1,594,759.00	Regional & Consolidated School Tax	.37
Assessment of Taxes	93,224.00	Business Personally Replacement Taxes	156,115.00	School Taxes in Municipal Budget	
Collection of Taxes	173,689.00	Taxes from Public Utilities	3,069,347.00	County Taxes	.85
Planning, Housing & Development	166,711.00	Other Miscellaneous Tax Revenues		County Library Taxes	.03
Human Resources	334,172.00	State Aid Revenues	3,339,560.00	Local Municipal Purpose Taxes	.55
Elections		Federal Aid Revenues	5,940.00	Veteran & Senior Citizen Taxes	
General Administration (other)	1,248,130.00			Total Taxes for Rate Computation	2.69
<b>JUDICIARY</b>		Sale of Acquired Property		Special District Taxes	
Municipal Courts	310,477.00	Other Miscellaneous Revenues	2,126,231.00	Bank Corp. Taxes	
<b>PUBLIC SAFETY</b>				Added and Omitted Taxes	353,587.00
Fire Protection	2,609.00	Total	60,482,695.00	Total Taxes Levied - ABSTRACT	54,383,497.65
Police Protection	5,172,019.00	Prior Years Surplus Appropriated	1,750,000.00	Total Taxes Billed	52,210,742.00
Civil Defense & Disaster Control	6,015.00	REVENUES TOTAL	62,232,695.00	<b>TAXES COLLECTED</b>	50,074,266.00
Environmental Inspection & Control	44,124.00	Reserve For Uncollected Taxes	2,383,685.00	Taxes Cancelled, Abated or Adjusted	137,356.00
Other Public Safety				Transfer to Tax Title Liens or Foreclosed	182,702.00
<b>PUBLIC WORKS</b>		<b>CAPITAL OUTLAY TOTAL</b>	2,569,394.00	Ending Balance	1,816,418.00
Streets and Drainage	661,366.00	Public Enterprises		<b>PRIOR YEARS TAXES OUTSTANDING</b>	
Sewers and Sewage Processing		Recreation-Culture	1,057.00	Beginning Balance	1,707,401.00
Garbage and Trash Disposal	3,712,071.00	Public Works	263,252.00	Collected	1,378,726.00
Public Buildings and Grounds	209,317.00	Buildings and Grounds	2,305,085.00	Cancelled, Abated or Adjusted	50,465.00
Other Public Works	1,452,418.00	Library and Education		Transfers to Tax Title Liens or Foreclosed	278,210.00
<b>HEALTH and WELFARE</b>		Conservation		Ending Balance	
Health Services Except Environmental	22,675.00	All Other		<b>TAX TITLE LIENS OUTSTANDING</b>	
Welfare-Public Assistance	28,267.00			Beginning Balance	532,392.00
Hospital, Clinics, First Aid		<b>CAPITAL DEBT AUTHORIZED, ENDING BALANCE</b>		Transfer From Taxes	473,835.00
Animal, Insect, & Rodent Control		ISSUED AND UNISSUED		Redeemed	216,033.00
Other Welfare Services		School	26,656,112	Cancelled, Abated or Adjusted	2,478.00
<b>RECREATION and CONSERVATION</b>		Self-Liquidating		Transfers to Foreclosed Property	
Beaches and Boardwalks		Other	29,308,297	Ending Balance	787,706.00
Parks, Playgrounds, Shade Trees	54,650.00	Total	55,964,409	<b>PROPERTY ACQUIRED BY DEED OR</b>	
Land Reclamation & Conservation				<b>FORECLOSURE</b>	
Other Recreational Services	178,277.00	ISSUED AND OUTSTANDING		Beginning Balance	838,142.00
<b>EDUCATION (excluding schools)</b>		School	26,656,112.00	Transfers From Taxes or Liens	
Libraries		Self-Liquidating		Sale for Cash	1,500.00
Other Educational Services	83,635.00	Other	28,704,101.00	Cancelled, Abated or Adjusted	31,100.00
<b>STATUTORY EXPENDITURES</b>		Total	55,360,213.00	Ending Balance	805,542.00
Pensions & F. I. C. A.	1,168,899.00	<b>EQUALIZED VALUATION BASIS</b>		<b>CURRENT FINANCES ENDING BALANCE</b>	
Employee Fringe Benefits	1,092,100.00	FOR NET DEBT COMPUTATION	1,854,177,269	<b>ASSETS</b>	
Other Statutory Expenditures	1,000.00	<b>REAL PROPERTY VALUATIONS</b>		Cash	2,036,479.00
<b>MUNICIPAL FUNCTIONS</b>		Code Class # of Parcels % VAL N		Taxes Receivable	1,816,418.00
CAPITAL IMPROVEMENTS	*MEMO*	1 Vacant Land 2675 3.14	60,129,600.00	Tax Title Liens	787,706.00
DEBT SERVICE		2 Residential 16259 84.54	1,619,650,000.00	Foreclosed Property	805,542.00
Principal Payments	1,877,566.00	3 Farm 123 .26	5,119,700.00	Emergencies & Other Deferred Charges	567,731.00
Interest Payments	1,451,614.00	4a Commercial 417 6.79	130,103,800.00	State and Federal Aid Receivable	546,180.00
		4b Industrial 32 1.35	25,767,800.00	Other Receivables	37,293.00
		4c Apartments 25 3.92	75,031,500.00	Total	6,597,349.00
		Total 19531	1,915,802,400.00	<b>LIABILITIES, RESERVES, AND SURPLUS</b>	
DEFERRED CHARGES	175,830.00	Land Area 23.14 Sq Miles		Cash Liabilities	2,028,587.00
SCHOOL, COUNTY, SPECIAL DISTRICT TAXES	43,489,155.65			Reserves for Receivables	3,446,959.00
RESERVE FOR UNCOLLECTED TAXES	2,383,685.00	Net Valuation Taxable-Municipal	1,932,917,600	Surplus	1,121,803.00
EXPENDITURES TOTAL	66,183,008.65	Net Valuation Taxable-County	1,914,910,078	Total	6,597,349.00
		State Equalized Valuation	1,910,387,658		
		State Equalization Ratio	101.19		

\*Includes County Health Service Taxes or County Open Space Tax. See Table 13.

1908  
 Population 1990 2,709  
 Population 1994 2,972  
 S & P Rating  
 Moody Rating A1

General Tax Rate Per \$100 2.29  
 State Equalized Tax Rate 2.31

**GREEN TOWNSHIP - SUSSEX COUNTY**  
 Form of Government:  
**Township Committee**  
 Number of Members on Governing Body - 3

PER CAPITA:  
 Gross Debt 947.02  
 Net Debt 344.21  
 Debt Service 21.07  
 Total Tax Levy 1,565.50  
 Municipal Expenditures 579.75

PER CENT:  
 Gross Debt 1.47  
 Net Debt .53  
 Tax Levy Collected 94.53  
 Tax Levy Cancelled, Abated or Adjusted

EXPENDITURES-CURRENT YEAR		REVENUES REALIZED-CURRENT YEAR		PROPERTY TAXES-CURRENT YEAR	
<b>GENERAL GOVERNMENT</b>		<b>REVENUES REALIZED-CURRENT YEAR</b>		<b>PROPERTY TAXES-CURRENT YEAR</b>	
Governing Body & Public Boards		Property Taxes Collected	4,403,925.79	STATE EQUALIZED TAX RATE	
Municipal Clerk		Payments in Lieu of Taxes		Local District School Taxes	1.45
Financial Administration	42,070.00	Delinquent Tax & Lien Collections	221,897.11	Regional & Consolidated School Tax	
Assessment of Taxes	17,451.00	Business Personalty Replacement Taxes	25,218.36	School Taxes in Municipal Budget	
Collection of Taxes	22,153.00	Taxes from Public Utilities	117,788.00	County Taxes	.43 *
Planning, Housing & Development	31,722.00	Other Miscellaneous Tax Revenues		County Library Taxes	.04
Human Resources	4,851.00	State Aid Revenues	238,978.67	Local Municipal Purpose Taxes	.41
Elections		Federal Aid Revenues		Veteran & Senior Citizen Taxes	
General Administration (other)	139,980.00			Total Taxes for Rate Computation	2.33
<b>JUDICIARY</b>		Sale of Acquired Property	149,492.21	Special District Taxes	
Municipal Courts	27,525.00	Other Miscellaneous Revenues	5,157,300.14	Bank Corp. Taxes	
<b>PUBLIC SAFETY</b>				Added and Omitted Taxes	33,181.73
Fire Protection	21,377.00	Prior Years Surplus Appropriated	169,211.00	Total Taxes Levied - ABSTRACT	4,652,670.13
Police Protection	33,200.00	REVENUES TOTAL	5,326,511.14	Total Taxes Billed	4,658,601.74
Civil Defense & Disaster Control	1,000.00	Reserve For Uncollected Taxes	380,019.00	TAXES COLLECTED	4,403,925.79
Environmental Inspection & Control	32,719.00			Taxes Cancelled, Abated or Adjusted	
Other Public Safety		CAPITAL OUTLAY TOTAL	600,720.16	Transfer to Tax Title Liens or Foreclosed	
<b>PUBLIC WORKS</b>				Ending Balance	254,675.95
Streets and Drainage	331,826.00	Public Enterprises		<b>PRIOR YEARS TAXES OUTSTANDING</b>	
Sewers and Sewage Processing		Recreation-Culture		Beginning Balance	217,497.59
Garbage and Trash Disposal	216,200.00	Public Works	89,422.34	Collected	217,241.45
Public Buildings and Grounds	42,700.00	Buildings and Grounds	511,297.82	Cancelled, Abated or Adjusted	
Other Public Works		Library and Education		Transfers to Tax Title Liens or Foreclosed	
<b>HEALTH and WELFARE</b>		Conservation		Ending Balance	256.14
Health Services Except Environmental	2,650.00	All Other		<b>TAX TITLE LIENS OUTSTANDING</b>	
Welfare-Public Assistance	900.00			Beginning Balance	49,226.97
Hospital, Clinics, First Aid		CAPITAL DEBT AUTHORIZED, ENDING BALANCE		Transfer From Taxes	
Animal, Insect, & Rodent Control	4,500.00	ISSUED AND UNISSUED		Redeemed	4,655.66
Other Welfare Services		School	1,750,000	Cancelled, Abated or Adjusted	
<b>RECREATION and CONSERVATION</b>		Self-Liquidating		Transfers to Foreclosed Property	
Beeches and Boardwalks		Other	1,064,550	Ending Balance	44,571.31
Perks, Playgrounds, Shade Trees	30,000.00	Total	2,814,550	<b>PROPERTY ACQUIRED BY DEED OR FORECLOSURE</b>	
Land Reclamation & Conservation	2,929.00	ISSUED AND OUTSTANDING		Beginning Balance	582,691.36
Other Recreational Services	17,800.00	School	1,750,000.00	Transfers From Taxes or Liens	
<b>EDUCATION (excluding schools)</b>		Self-Liquidating		Sale for Cash	
Libraries		Other	913,050.00	Cancelled, Abated or Adjusted	
Other Educational Services		Total	2,663,050.00	Ending Balance	582,691.36
<b>STATUTORY EXPENDITURES</b>		<b>EQUALIZED VALUATION BASIS FOR NET DEBT COMPUTATION</b>	191,299.106	<b>CURRENT FINANCES ENDING BALANCE</b>	
Pensions & F. I. C. A.	41,600.00	<b>REAL PROPERTY VALUATIONS</b>		ASSETS	
Employee Fringe Benefits	137,500.00	Code Class # of Parcels % VALN	ASSESSED VALUATION	Cash	673,868.50
Other Statutory Expenditures	4,200.00	1 Vacant Land 241 6.15	12,309,100.00	Taxes Receivable	254,932.09
<b>MUNICIPAL FUNCTIONS</b>		2 Residential 810 76.76	153,516,540.00	Tax Title Liens	44,571.31
<b>CAPITAL IMPROVEMENTS</b>	*MEMO*	3 Farm 331 12.62	25,227,900.00	Foreclosed Property	582,691.36
<b>DEBT SERVICE</b>		4a Commercial 21 3.97	7,931,300.00	Emergencies & Other Deferred Charges	48,000.00
Principal Payments	50,200.00	4b Industrial 3 .51	1,017,900.00	State and Federal Aid Receivable	990.71
Interest Payments	12,419.29	4c Apartments		Other Receivables	41,260.05
<b>DEFERRED CHARGES</b>		Total	1406	Total	1,646,314.02
SCHOOL, COUNTY, SPECIAL DISTRICT TAXES	73,511.00	Land Area 15.80 Sq Miles		<b>LIABILITIES, RESERVES, AND SURPLUS</b>	
RESERVE FOR UNCOLLECTED TAXES	3,812,715.40	Net Valuation Taxable-Municipal	201,105,218	Cash Liabilities	340,221.06
<b>EXPENDITURES</b>	<b>TOTAL</b>	Net Valuation Taxable-County	190,823,022	Reserves for Receivables	923,454.81
	5,535,717.69	State Equalized Valuation	199,046,599	Surplus	382,638.15
		State Equalization Ratio	101.04	Total	1,646,314.02

\*Includes County Health Service Taxes or County Open Space Tax. See Table 13.

Population 1990 4,460  
 Population 1994 4,715  
 S & P Rating  
 Moody Rating

General Tax Rate Par \$100. 1.95  
 State Equalized Tax Rate 1.84

Form of Government:  
 Township Committee  
 Number of Members on Governing Body - 5

Gross Debt 918.74  
 Net Debt 821.00  
 Debt Service 67.61  
 Total Tax Levy 1,923.13  
 Municipal Expenditures 686.24  
 Gross Debt .89  
 Net Debt .79  
 Tax Levy Collected 96.35  
 Tax Levy Cancelled, Abated or Adjusted .96

EXPENDITURES-CURRENT YEAR		REVENUES REALIZED-CURRENT YEAR			PROPERTY TAXES-CURRENT YEAR	
<b>GENERAL GOVERNMENT</b>					<b>STATE EQUALIZED TAX RATE</b>	
Governing Body & Public Boards		Property Taxes Collected		Local District School Taxes	1.12	5,462,724.00
Municipal Clerk		Payments in Lieu of Taxes		Regional & Consolidated School Tax		
Financial Administration	49,866.45	Delinquent Tax & Lien Collections	295,833.32	School Taxes in Municipal Budget		
Assessment of Taxes	30,881.50	Business Personality Replacement Taxes	75,136.24	County Taxes	.41 *	1,980,359.55
Collection of Taxes	38,690.08	Taxes from Public Utilities	569,131.00	County Library Taxes	.03	163,594.60
Planning, Housing & Development	112,554.40	Other Miscellaneous Tax Revenues		Local Municipal Purpose Taxes	.27	1,335,605.36
Human Resources	146,808.61	State Aid Revenues	284,448.51	Veteran & Senior Citizen Taxes		39,600.00
Elections	1,352.50	Fadarel Aid Revenues		Total Taxes for Rate Computation	1.83	8,981,883.51
General Administration (other)	340,132.59			Special District Taxes		
<b>JUDICIARY</b>		Sale of Acquired Property		Bank Corp. Taxes		
Municipal Courts	82,731.10	Other Miscellaneous Revenues	604,620.77	Added and Omitted Taxes		125,282.23
<b>PUBLIC SAFETY</b>		Total	10,579,714.73	Total Taxes Levied - ABSTRACT		9,067,565.74
Fire Protection	145,458.89	Prior Years Surplus Appropriated	350,000.00	Total Taxes Billad		9,081,742.19
Police Protection	856,883.18	<b>REVENUES TOTAL</b>	10,929,714.73	<b>TAXES COLLECTED</b>		8,750,544.89
Civil Defense & Disaster Control		Reserva For Uncollected Taxes	401,315.43	Taxes Cancelled, Abated or Adjusted		87,382.17
Environmental Inspection & Control	77,147.43	<b>CAPITAL OUTLAY TOTAL</b>	648,596.30	Transfer to Tax Title Liens or Foreclosed		2,367.30
Other Public Safety		Public Enterprises	532,178.80	Ending Balance		241,447.83
<b>PUBLIC WORKS</b>		Recreation-Cultura		<b>PRIOR YEARS TAXES OUTSTANDING</b>		
Streets and Drainage	174,202.15	Public Works	63,689.52	Beginning Balance		376,558.22
Sewers and Sewage Processing		Buildings and Grounds	52,727.98	Collected		295,833.32
Garbage and Trash Disposal		Library and Education		Cancelled, Abated or Adjusted		14,494.51
Public Buildings and Grounds	51,433.84	Conservation		Transfers to Tax Title Liens or Foreclosed		
Other Public Works		All Other		Ending Balance		66,230.39
<b>HEALTH and WELFARE</b>		<b>CAPITAL DEBT AUTHORIZED, ENDING BALANCE</b>		<b>TAX TITLE LIENS OUTSTANDING</b>		
Health Services Except Environmental	98,951.01	ISSUED AND UNISSUED		Beginning Balance		34,614.46
Welfare-Public Assistance	7,288.66	School		Transfer From Taxes		2,367.30
Hospital, Clinics, First Aid		Self-Liquidating	2,215,375	Redeemed		
Animal, Insect, & Rodent Control	1,400.00	Other	2,116,494	Cancelled, Abated or Adjusted		
Other Welfare Services		Total	4,331,869	Transfers to Foreclosed Property		
<b>RECREATION and CONSERVATION</b>		ISSUED AND OUTSTANDING		Ending Balance		36,981.76
Beaches and Boardwalks		School		<b>PROPERTY ACQUIRED BY DEED OR</b>		
Parks, Playgrounds, Shade Trees		Self-Liquidating	1,691,000.00	<b>FORECLOSURE</b>		
Land Reclamation & Conservation	1,250.00	Other	1,168,000.00	Beginning Balance		67,950.00
Other Recreational Services	13,975.00	Total	2,859,000.00	Transfers From Taxes or Liens		
<b>EDUCATION (excluding schools)</b>		<b>EQUALIZED VALUATION BASIS</b>		Sale for Cash		
Libraries		FOR NET DEBT COMPUTATION	491,295,441	Cancelled, Abated or Adjusted		
Other Educational Services	98,170.23	<b>REAL PROPERTY VALUATIONS</b>		Ending Balance		67,950.00
<b>STATUTORY EXPENDITURES</b>		Code Class # of Parcels % VAL'N		<b>CURRENT FINANCES ENDING BALANCE</b>		
Pensions & F. I. C. A.	182,619.70	1 Vacant Land 301 7.04	32,282,700.00	<b>ASSETS</b>		
Employee Fringe Benefits	100.00	2 Residential 1480 65.76	301,400,100.00	Cash		1,384,398.76
Other Statutory Expenditures		3 Farm 4 .05	258,000.00	Taxes Receivable		307,678.22
<b>MUNICIPAL FUNCTIONS</b>		4a Commercial 176 25.63	117,477,200.00	Tax Title Liens		36,981.76
<b>CAPITAL IMPROVEMENTS</b>		4b Industrial 9 1.50	6,884,200.00	Foreclosed Property		67,950.00
<b>DEBT SERVICE</b>		4c Apartments		Emergencies & Other Delarred Charges		14,400.00
Principal Payments	295,361.25	Total 1970	458,302,200.00	State and Federal Aid Receivable		
Interest Payments	23,428.39	Land Area 4.60 Sq Miles		Other Receivables		10,443.25
<b>DEFERRED CHARGES</b>		Net Valuation Taxable-Municipal	459,305,639	Total		1,821,851.99
SCHOOL, COUNTY, SPECIAL DISTRICT TAXES	7,606,678.15	Net Valuation Taxable-County	471,231,171	<b>LIABILITIES, RESERVES, AND SURPLUS</b>		
RESERVE FOR UNCOLLECTED TAXES	401,315.43	State Equalized Valuation	487,368,928	Cash Liabilities		537,031.61
<b>EXPENDITURES TOTAL</b>	10,842,280.54	State Equalization Ratio	94.23	Reserves for Receivables		423,053.23
				Surplus		861,767.15
				Total		1,821,851.99

0636

Population 1990 911  
 Population 1994 918  
 S & P Rating  
 Moody Rating

General Tax Rate Per \$100. 2.83  
 State Equalized Tax Rate 2.83

**GREENWICH TWP. - CUMBERLAND CO.**  
 Form of Government:  
**Township Committee**  
 Number of Members on Governing Body - 3

PER CAPITA:  
 Gross Debt 418.03  
 Net Debt 215.36  
 Debt Service 58.36  
 Total Tax Levy 1,090.46  
 Municipal Expenditures 472.63  
 PER CENT:  
 Gross Debt 1.09  
 Net Debt .56  
 Tax Levy Collected 84.16  
 Tax Levy Cancelled, Abated or Adjusted .43

EXPENDITURES-CURRENT YEAR		REVENUES REALIZED-CURRENT YEAR				PROPERTY TAXES-CURRENT YEAR	
<b>GENERAL GOVERNMENT</b>		<b>REVENUES REALIZED-CURRENT YEAR</b>				<b>STATE EQUALIZED TAX RATE</b>	
Governing Body & Public Boards		Property Taxes Collected	843,697.33		Local District School Taxes	1.19	420,853.00
Municipal Clerk		Payments in Lieu of Taxes			Regional & Consolidated School Tax	.51	179,219.21
Financial Administration	9,997.00	Delinquent Tax & Lien Collections	111,985.29		School Taxes in Municipal Budget		
Assessment of Taxes	6,275.00	Business Personalty Replacement Taxes	19,909.92		County Taxes	1.08 *	382,335.22
Collection of Taxes	6,874.00	Taxes from Public Utilities	48,884.00		County Library Taxes		
Planning, Housing & Development	3,260.00	Other Miscellaneous Tax Revenues			Local Municipal Purpose Taxes	.05	17,500.00
Human Resources	4,000.00	State Aid Revenues	49,095.71		Veteran & Senior Citizen Taxes		10,700.00
Elections	1,300.00	Federal Aid Revenues			Total Taxes for Rate Computation	2.83	1,010,607.43
General Administration (other)	34,634.00				Special District Taxes		
<b>JUDICIARY</b>		Sale of Acquired Property	41,362.57		Bank Corp. Taxes		
Municipal Courts	6,172.00	Other Miscellaneous Revenues	1,114,934.82		Added and Omitted Taxes		1,138.60
<b>PUBLIC SAFETY</b>			Total		Total Taxes Levied - ABSTRACT		1,001,046.03
Fire Protection	17,079.30	Prior Years Surplus Appropriated	203,000.00		Total Taxes Billed		1,002,494.23
Police Protection	5.00	<b>REVENUES TOTAL</b>	<b>1,317,934.82</b>		<b>TAXES COLLECTED</b>		<b>843,697.33</b>
Civil Defense & Disaster Control	2,983.00	Reserve For Uncollected Taxes	178,300.00		Taxes Cancelled, Abated or Adjusted		4,357.18
Environmental Inspection & Control	12,200.00				Transfer to Tax Title Liens or Foreclosed		11,022.85
Other Public Safety		<b>CAPITAL OUTLAY TOTAL</b>	<b>3,392.05</b>		Ending Balance		143,416.87
<b>PUBLIC WORKS</b>					<b>PRIOR YEARS TAXES OUTSTANDING</b>		
Streets and Drainage	21,459.77	Public Enterprises			Beginning Balance		144,747.87
Sewers and Sewage Processing		Recreation-Culture			Collected		105,257.12
Garbage and Trash Disposal	45,900.00	Public Works	2,673.30		Cancelled, Abated or Adjusted		11.48
Public Buildings and Grounds	10,460.00	Buildings and Grounds	718.75		Transfers to Tax Title Liens or Foreclosed		224.09
Other Public Works		Library and Education			Ending Balance		39,255.18
<b>HEALTH and WELFARE</b>		Conservation			<b>TAX TITLE LIENS OUTSTANDING</b>		
Health Services Except Environmental	400.00	All Other			Beginning Balance		69,078.20
Welfare-Public Assistance	1,524.80				Transfer From Taxes		11,342.91
Hospital, Clinics, First Aid		<b>CAPITAL DEBT AUTHORIZED, ENDING BALANCE</b>			Redeemed		6,728.17
Animal, Insect, & Rodent Control	2,500.00	<b>ISSUED AND UNISSUED</b>			Cancelled, Abated or Adjusted		
Other Welfare Services		School	186,053		Transfers to Foreclosed Property		
<b>RECREATION and CONSERVATION</b>		Self-Liquidating			Ending Balance		73,692.94
Beaches and Boardwalks		Other	197,700		<b>PROPERTY ACQUIRED BY DEED OR</b>		
Parks, Playgrounds, Shade Trees	2,000.00	Total	383,753		<b>FORECLOSURE</b>		
Land Reclamation & Conservation	2,000.00				Beginning Balance		200.00
Other Recreational Services	5,950.00	<b>ISSUED AND OUTSTANDING</b>			Transfers From Taxes or Liens		
<b>EDUCATION (excluding schools)</b>		School	186,053.89		Sale for Cash		
Libraries		Self-Liquidating			Cancelled, Abated or Adjusted		
Other Educational Services		Other	131,000.00		Ending Balance		200.00
<b>STATUTORY EXPENDITURES</b>		Total	317,053.89		<b>CURRENT FINANCES ENDING BALANCE</b>		
Pensions & F. I. C. A.	5,024.85	<b>EQUALIZED VALUATION BASIS</b>			<b>ASSETS</b>		
Employee Fringe Benefits		<b>FOR NET DEBT COMPUTATION</b>	35,347,626		Cash		362,695.97
Other Statutory Expenditures		<b>REAL PROPERTY VALUATIONS</b>			Taxes Receivable		182,672.05
		<b>Code Class # of Parcels % VAL'N ASSESSED VALUATION</b>			Tax Title Liens		73,692.94
<b>MUNICIPAL FUNCTIONS TOTAL</b>	<b>201,998.72</b>	1 Vacant Land 149 3.31	1,157,300.00		Foreclosed Property		200.00
<b>CAPITAL IMPROVEMENTS *MEMO*</b>	<b>13,100.00</b>	2 Residential 287 63.53	22,201,900.00		Emergencies & Other Deferred Charges		
<b>DEBT SERVICE</b>		3 Farm 206 27.41	9,580,200.00		State and Federal Aid Receivable		
Principal Payments	52,382.82	4a Commercial 11 5.74	2,006,700.00		Other Receivables		746.24
Interest Payments	1,190.93	4b Industrial			Total		620,007.20
		4c Apartments			<b>LIABILITIES, RESERVES, AND SURPLUS</b>		
		Total 653	34,946,100.00		Cash Liabilities		157,652.39
<b>DEFERRED CHARGES</b>		Land Area 19.00 Sq. Miles			Reserves for Receivables		257,311.23
SCHOOL, COUNTY, SPECIAL DISTRICT TAXES	982,407.43	Net Valuation Taxable-Municipal	35,383,591		Surplus		205,043.58
RESERVE FOR UNCOLLECTED TAXES	178,300.00	Net Valuation Taxable-County	37,360,807		Total		620,007.20
<b>EXPENDITURES TOTAL</b>	<b>1,416,279.90</b>	State Equalized Valuation	35,387,086				
		State Equalization Ratio	99.99				

\*Includes County Health Service Taxes or County Open Space Tax. See Table 13.

0807

Population 1990 5,102  
Population 1994 5,186  
S & P Rating  
Moody Rating

General Tax Rate Per \$100. 2.03  
State Equalized Tax Rate 2.00

GREENWICH TWP. - GLOUCESTER COUNTY  
Form of Government:  
Small Municipality Plan C (OMCL 50)  
Number of Members on Governing Body - 5

PER CAPITA: Gross Debt 1,469.34  
Net Debt 985.54  
Debt Service 109.94  
Total Tax Levy 2,646.80  
Municipal Expenditures 1,199.88  
PER CENT: Gross Debt 1.16  
Net Debt .76  
Tax Levy Collected 98.77  
Tax Levy Cancelled, Abated or Adjusted .11

EXPENDITURES-CURRENT YEAR	REVENUES REALIZED-CURRENT YEAR	PROPERTY TAXES-CURRENT YEAR
<b>GENERAL GOVERNMENT</b>		<b>STATE EQUALIZED TAX RATE</b>
Governing Body & Public Boards	40,565.00	Local District School Taxes .79
Municipal Clerk	83,153.00	Regional & Consolidated School Tax
Financial Administration	102,486.00	School Taxes in Municipal Budget
Assessment of Taxes	344,500.00	County Taxes .63 *
Collection of Taxes	69,131.00	County Library Taxes .04
Planning, Housing & Development	53,355.00	Local Municipal Purpose Taxes .54
Human Resources	68,964.98	Veteran & Senior Citizen Taxes
Elections	3,800.00	Total Taxes for Rate Computation 2.00
General Administration (other)	1,246,763.00	Special District Taxes
<b>JUDICIARY</b>		Bank Corp. Taxes
Municipal Courts	51,475.00	Added and Omitted Taxes
<b>PUBLIC SAFETY</b>		Total Taxes Levied - ABSTRACT
Fire Protection	179,430.00	Total Taxes Billed
Police Protection	1,055,250.58	<b>TAXES COLLECTED</b>
Civil Defense & Disaster Control	5,400.00	Taxes Cancelled, Abated or Adjusted
Environmental Inspection & Control	80,195.00	Transfer to Tax Title Liens or Foreclosed
Other Public Safety		Ending Balance
<b>PUBLIC WORKS</b>		<b>PRIOR YEARS TAXES OUTSTANDING</b>
Streets and Drainage	381,344.54	Beginning Balance
Sewers and Sewage Processing	471,227.00	Collected
Garbage and Trash Disposal	454,770.00	Cancelled, Abated or Adjusted
Public Buildings and Grounds	63,850.00	Transfers to Tax Title Liens or Foreclosed
Other Public Works	63,525.00	Ending Balance
<b>HEALTH and WELFARE</b>		<b>TAX TITLE LIENS OUTSTANDING</b>
Health Services Except Environmental	19,650.00	Beginning Balance
Welfare-Public Assistance		Transfer From Taxes
Hospital, Clinics, First Aid		Redeemed
Animal, Insect, & Rodent Control	1,785.00	Cancelled, Abated or Adjusted
Other Welfare Services	11,925.00	Transfers to Foreclosed Property
<b>RECREATION and CONSERVATION</b>		Ending Balance
Beaches and Boardwalks		<b>PROPERTY ACQUIRED BY DEED OR FORECLOSURE</b>
Parks, Playgrounds, Shade Trees	13,200.00	Beginning Balance
Land Reclamation & Conservation	2,875.00	Transfers From Taxes or Liens
Other Recreational Services	69,960.00	Sale for Cash
<b>EDUCATION (excluding schools)</b>		Cancelled, Abated or Adjusted
Libraries	85,000.00	Ending Balance
Other Educational Services		<b>CURRENT FINANCES ENDING BALANCE</b>
<b>STATUTORY EXPENDITURES</b>		<b>ASSETS</b>
Pensions & F. I. C. A.	179,100.00	Cash
Employee Fringe Benefits		Taxes Receivable
Other Statutory Expenditures	2,625.00	Tax Title Liens
<b>MUNICIPAL FUNCTIONS</b>		Foreclosed Property
<b>CAPITAL IMPROVEMENTS</b>		Emergencies & Other Deferred Charges
<b>DEBT SERVICE</b>		State and Federal Aid Receivable
Principal Payments	285,000.00	Other Receivables
Interest Payments	285,170.00	Total
<b>DEFERRED CHARGES</b>		<b>LIABILITIES, RESERVES, AND SURPLUS</b>
SCHOOL, COUNTY, SPECIAL DISTRICT TAXES	97,105.00	Cash Liabilities
RESERVE FOR UNCOLLECTED TAXES	9,989,678.94	Reserves for Receivables
<b>EXPENDITURES</b>		Surplus
TOTAL	5,205,305.10	Total
<b>*MEMO*</b>	60,000.00	
<b>REVENUES REALIZED-CURRENT YEAR</b>		
Property Taxes Collected	13,599,059.38	
Payments In Lieu of Taxes		
Delinquent Tax & Lien Collections	136,067.97	
Business Personality Replacement Taxes	393,108.28	
Taxes from Public Utilities	440,560.00	
Other Miscellaneous Tax Revenues		
State Aid Revenues	307,365.00	
Federal Aid Revenues		
Sale of Acquired Property		
Other Miscellaneous Revenues	752,625.05	
Total	15,628,785.68	
Prior Years Surplus Appropriated	664,734.00	
<b>REVENUES</b>		
TOTAL	16,293,519.68	
Reserve For Uncollected Taxes	350,000.00	
<b>CAPITAL OUTLAY</b>		
TOTAL	1,306,995.66	
Public Enterprises		
Recreation-Culture		
Public Works	171,565.03	
Buildings and Grounds	1,135,430.63	
Library and Education		
Conservation		
All Other		
<b>CAPITAL DEBT AUTHORIZED, ENDING BALANCE</b>		
<b>ISSUED AND UNISSUED</b>	<b>GROSS DEBT</b>	<b>NET DEBT</b>
School		
Self-Liquidating	2,509,000	
Other	5,111,000	5,111,000
Total	7,620,000	5,111,000
<b>ISSUED AND OUTSTANDING</b>		
School		
Self-Liquidating		
Other		5,111,000.00
Total		5,111,000.00
<b>EQUALIZED VALUATION BASIS FOR NET DEBT COMPUTATION</b>		668,105,267
<b>REAL PROPERTY VALUATIONS</b>		<b>ASSESSED VALUATION</b>
Code Class # of Parcels % VAL'N		
1 Vacant Land 203 1.13		7,628,700.00
2 Residential 1758 25.82		174,838,500.00
3 Farm 66 .28		1,943,800.00
4a Commercial 64 2.49		16,834,600.00
4b Industrial 16 70.20		475,336,400.00
4c Apartments 4 .08		535,100.00
Total 2111		677,117,100.00
Land Area 9.44 Sq. Miles		
Net Valuation Taxable-Municipal		677,854,216
Net Valuation Taxable-County		694,862,112
State Equalized Valuation		687,677,463
State Equalization Ratio		98.57

\*Includes County Health Service Taxes or County Open Space Tax. See Table 13.

2107

Population 1990 1,899  
 Population 1994 2,216  
 S & P Rating  
 Moody Rating

General Tax Rate Per \$100 2.00  
 State Equalized Tax Rate 1.97

**GREENWICH TOWNSHIP - WARREN CO.**

Form of Government:  
**Township Committee**

Number of Members on Governing Body - 3

PER CAPITA:  
 Gross Debt 2,164.71  
 Net Debt 328.64  
 Debt Service  
 Total Tax Levy 1,432.54  
 Municipal Expenditures 772.23

PER CENT:  
 Gross Debt 3.54  
 Net Debt .54  
 Tax Levy Collected 95.47  
 Tax Levy Cancelled, Abated or Adjusted .43

EXPENDITURES-CURRENT YEAR		REVENUES REALIZED-CURRENT YEAR		PROPERTY TAXES-CURRENT YEAR		
<b>GENERAL GOVERNMENT</b>		<b>REVENUES REALIZED-CURRENT YEAR</b>		<b>STATE EQUALIZED TAX RATE</b>		
Governing Body & Public Boards		Property Taxes Collected	3,039,498.40	Local District School Taxes	1.18	
Municipal Clerk		Payments In Lieu of Taxes		Regional & Consolidated School Tax		
Financial Administration	26,511.00	Delinquent Tax & Lien Collections	116,209.34	School Taxes in Municipal Budget		
Assessment of Taxes	20,100.80	Business Personalty Replcement Taxes	29,662.36	County Taxes	.64 *	
Collection of Taxes	12,450.00	Taxes from Public Utilities	196,529.00	County Library Taxes	.06	
Planning, Housing & Development	20,850.00	Other Miscellaneous Tax Revenues		Local Municipal Purpose Taxes	.09	
Human Resources	100,133.00	State Aid Revenues	188,842.52	Veteran & Senior Citizen Taxes		
Elections		Federal Aid Revenues		Total Taxes for Rate Computation	1.97	
General Administration (other)	217,754.35			Special District Taxes		
<b>JUDICIARY</b>		Sale of Acquired Property		Bank Corp. Taxes		
Municipal Courts	42,424.18	Other Miscellaneous Revenues	772,113.98	Added and Omitted Taxes	243,791.36	
<b>PUBLIC SAFETY</b>		Total	4,342,855.60	Total Taxes Levied - ABSTRACT	3,174,513.67	
Fire Protection	96,654.00	Prior Years Surplus Appropriated	428,559.64	Total Taxes Billed	3,183,616.88	
Police Protection	110,440.09	<b>REVENUES TOTAL</b>	<b>4,771,415.24</b>	<b>TAXES COLLECTED</b>	<b>3,039,498.40</b>	
Civil Defense & Disaster Control	2,260.00	Reserve For Uncollected Taxes	195,160.00	Taxes Cancelled, Abated or Adjusted	13,563.55	
Environmental Inspection & Control		<b>CAPITAL OUTLAY TOTAL</b>	<b>49,338.46</b>	Transfer to Tax Title Liens or Foreclosed	260.00	
Other Public Safety		Public Enterprises		Ending Balance	130,294.93	
<b>PUBLIC WORKS</b>		Recreation-Culture		<b>PRIOR YEARS TAXES OUTSTANDING</b>		
Streets and Drainage	171,217.43	Public Works	14,560.89	Beginning Balance	121,965.06	
Sewers and Sewage Processing	512,000.00	Buildings and Grounds	34,777.57	Collected	116,209.34	
Garbage and Trash Disposit	5,210.00	Library and Education		Cancelled, Abated or Adjusted	1,293.69	
Public Buildings and Grounds	55,500.00	Conservation		Transfers to Tax Title Liens or Foreclosed		
Other Public Works	10,000.00	All Other		Ending Balance	4,462.03	
<b>HEALTH and WELFARE</b>		<b>CAPITAL DEBT AUTHORIZED, ENDING BALANCE</b>		<b>TAX TITLE LIENS OUTSTANDING</b>		
Health Services Except Environmental	4,120.00	ISSUED AND UNISSUED		Beginning Balance	5,674.44	
Welfare-Public Assistance	2,160.00	School	4,797,000	Transfer From Taxes	260.00	
Hospital, Clinics, First Aid		Self-Liquidating		Redeemed		
Animal, Insect, & Rodent Control	2,445.00	Other		Cancelled, Abated or Adjusted		
Other Welfare Services		Total	4,797,000	Transfers to Foreclosed Property		
<b>RECREATION and CONSERVATION</b>		<b>ISSUED AND OUTSTANDING</b>		Ending Balance	5,934.44	
Beaches and Boardwalks		School	4,797,000.00	<b>PROPERTY ACQUIRED BY DEED OR FORECLOSURE</b>		
Perks, Playgrounds, Shede Trees	9,000.00	Self-Liquidating		Beginning Balance		
Land Reclamation & Conservation	600.00	Other		Transfers From Taxes or Liens		
Other Recreational Services	7,000.00	Total	4,797,000.00	Sale for Cash		
<b>EDUCATION (excluding schools)</b>		<b>EQUALIZED VALUATION BASIS</b>		Cancelled, Abated or Adjusted		
Libraries		<b>FOR NET DEBT COMPUTATION</b>		Ending Balance		
Other Educational Services	500.00	<b>REAL PROPERTY VALUATIONS</b>		<b>CURRENT FINANCES ENDING BALANCE</b>		
<b>STATUTORY EXPENDITURES</b>		Code	Class	# of Parcels	% VAL'N	ASSESSED VALUATION
Pensions & F. I. C. A.	32,779.68	1	Vacant Land	207	6.93	10,059,640.00
Employee Fringe Benefits	51,000.00	2	Residential	680	72.37	105,020,800.00
Other Statutory Expenditures	3,000.00	3	Farm	173	7.10	10,310,440.00
<b>MUNICIPAL FUNCTIONS</b>		4a	Commercial	36	12.48	18,109,850.00
<b>TOTAL</b>		4b	Industrial	4	1.11	1,607,600.00
<b>* MEMO *</b>		4c	Apartments			
<b>CAPITAL IMPROVEMENTS</b>		Total		1100		145,108,330.00
<b>DEBT SERVICE</b>		Land Area	10.42	Sq Miles		
Principal Payments		Net Valuation Taxable-Municipal				146,991,276
Interest Payments		Net Valuation Taxable-County				145,450,741
<b>DEFERRED CHARGES</b>		State Equalized Valuation				149,051,638
SCHOOL, COUNTY, SPECIAL DISTRICT TAXES	2,792,722.31	State Equalization Ratio				98.60
RESERVE FOR UNCOLLECTED TAXES	195,160.00	<b>LIABILITIES, RESERVES, AND SURPLUS</b>				
EXPENDITURES	4,503,991.84	Cash Liabilities				302,738.11
<b>TOTAL</b>		Reserves for Receivables				163,363.04
		Surplus				1,102,219.52
		Total				1,568,320.67

0903

Population 1990 8,268  
 Population 1994 8,252  
 S & P Rating  
 Moody Rating

General Tax Rate Per \$100. 5.38  
 State Equalized Tax Rate 3.14

**GUTTENBERG TOWN - HUDSON COUNTY**  
 Form of Government:  
**Town Council**  
 Number of Members on Governing Body - 6

PER CAPITA:  
 Gross Debt 1,297.56  
 Net Debt 871.12  
 Debt Service 84.60  
 Total Tax Levy 1,455.27  
 Municipal Expenditures 865.10

PER CENT:  
 Gross Debt 2.63  
 Net Debt 1.76  
 Tax Levy Collected 93.05  
 Tax Levy Cancelled, Abated or Adjusted .46

EXPENDITURES-CURRENT YEAR		REVENUES REALIZED-CURRENT YEAR		PROPERTY TAXES-CURRENT YEAR	
<b>GENERAL GOVERNMENT</b>		<b>REVENUES REALIZED-CURRENT YEAR</b>		<b>STATE EQUALIZED TAX RATE</b> 3.14	
Governing Body & Public Boards		Property Taxes Collected	10,975,741.69	Local District School Taxes	1.42 5,419,600.00
Municipal Clerk		Payments in Lieu of Taxes		Regional & Consolidated School Tax	19,100.00
Financial Administration	168,931.21	Delinquent Tax & Lien Collections	1,541,294.40	School Taxes in Municipal Budget	2,473,515.02
Assessment of Taxes	46,324.30	Business Personality Replacement Taxes	104,817.00	County Taxes	.65*
Collection of Taxes	31,503.79	Taxes from Public Utilities	218,566.32	County Library Taxes	
Planning, Housing & Development	19,855.12	Other Miscellaneous Tax Revenues		Local Municipal Purpose Taxes	1.07 4,084,354.06
Human Resources	105,773.00	State Aid Revenues	977,232.90	Veteran & Senior Citizen Taxes	21,900.00
Elections	6,425.00	Federal Aid Revenues		Total Taxes for Rate Computation	3.14 12,018,669.08
General Administration (other)	459,620.98			Special District Taxes	
<b>JUDICIARY</b>		Sale of Acquired Property	922,636.82	Bank Corp. Taxes	
Municipal Courts	99,325.00	Other Miscellaneous Revenues		Added and Omitted Taxes	12,117.66
<b>PUBLIC SAFETY</b>		Total	14,740,289.13	Total Taxes Levied - ABSTRACT	12,008,886.74
Fire Protection	416,762.35	Prior Years Surplus Appropriated	360,000.00	Total Taxes Billed	11,795,734.82
Police Protection	1,394,758.00	<b>REVENUES TOTAL</b>	<b>15,100,289.13</b>	<b>TAXES COLLECTED</b>	<b>10,975,741.69</b>
Civil Defense & Disaster Control	1,300.00	Reserve For Uncollected Taxes	1,322,151.20	Taxes Cancelled, Abated or Adjusted	53,751.29
Environmental Inspection & Control	30,599.40	<b>CAPITAL OUTLAY TOTAL</b>	<b>955,248.88</b>	Transfer to Tax Title Liens or Foreclosed	27,069.50
Other Public Safety		Public Enterprises		Ending Balance	739,172.34
<b>PUBLIC WORKS</b>		Recreation-Culture		<b>PRIOR YEARS TAXES OUTSTANDING</b>	
Streets and Drainage	357,018.78	Public Works	756,370.63	Beginning Balance	1,255,683.12
Sewers and Sewage Processing	437,676.98	Buildings and Grounds	198,878.25	Collected	1,195,186.33
Garbage and Trash Disposal	989.10	Library and Education		Cancelled, Abated or Adjusted	3,788.07
Public Buildings and Grounds	84,524.02	Conservation		Transfers to Tax Title Liens or Foreclosed	53,211.44
Other Public Works	13,900.00	All Other		Ending Balance	3,497.28
<b>HEALTH and WELFARE</b>		<b>CAPITAL DEBT AUTHORIZED, ENDING BALANCE</b>		<b>TAX TITLE LIENS OUTSTANDING</b>	
Health Services Except Environmental	71,507.12	ISSUED AND UNISSUED		Beginning Balance	379,310.92
Welfare-Public Assistance	11,223.01	School	3,519,000	Transfer From Taxes	146,238.84
Hospital, Clinics, First Aid		Self-Liquidating		Redeemed	111,239.80
Animal, Insect, & Rodent Control		Other	7,188,500	Cancelled, Abated or Adjusted	
Other Welfare Services		Total	10,707,500	Transfers to Foreclosed Property	
<b>RECREATION and CONSERVATION</b>		<b>ISSUED AND OUTSTANDING</b>		Ending Balance	414,309.96
Beaches and Boardwalks		School	3,399,000.00	<b>PROPERTY ACQUIRED BY DEED OR FORECLOSURE</b>	
Parks, Playgrounds, Shade Trees		Self-Liquidating		Beginning Balance	10,800.00
Land Reclamation & Conservation		Other	7,188,500.00	Transfers From Taxes or Liens	
Other Recreational Services	148,148.75	Total	10,587,500.00	Sale for Cash	
<b>EDUCATION (excluding schools)</b>		<b>EQUALIZED VALUATION BASIS FOR NET DEBT COMPUTATION</b>	<b>407,393,169</b>	Cancelled, Abated or Adjusted	
Libraries	39,000.00	<b>REAL PROPERTY VALUATIONS</b>		Ending Balance	10,800.00
Other Educational Services	4,000.00	Code Class # of Parcels % VAL'N ASSESSED VALUATION		<b>CURRENT FINANCES ENDING BALANCE</b>	
<b>STATUTORY EXPENDITURES</b>		1 Vacant Land 15 1.16 2,578,800.00		<b>ASSETS</b>	
Pensions & F. i. C. A.	254,863.39	2 Residential 2096 73.57 163,848,100.00		Cash	4,451,472.87
Employee Fringe Benefits	818,502.92	3 Farm 20,663,700.00		Taxes Receivable	742,669.62
Other Statutory Expenditures		4a Commercial 138 9.28 11,201,600.00		Tax Title Liens	414,309.96
<b>MUNICIPAL FUNCTIONS TOTAL</b>	<b>5,022,532.22</b>	4b Industrial 91 5.03 24,417,000.00		Foreclosed Property	10,800.00
<b>CAPITAL IMPROVEMENTS *MEMO*</b>		4c Apartments 76 10.96 222,709,200.00		Emergencies & Other Deferred Charges	
<b>DEBT SERVICE</b>		Total 2416 58.33		State and Federal Aid Receivable	20,114.04
Principal Payments	250,000.00	Land Area .20 Sq. Miles		Other Receivables	218,065.61
Interest Payments	448,124.50	Net Valuation Taxable-Municipal	223,861,907	Total	5,857,432.10
<b>TYPE I SCHL DEBT *MEMO</b>	<b>19,800.00</b>	Net Valuation Taxable-County	384,969,660	<b>LIABILITIES, RESERVES, AND SURPLUS</b>	
<b>DEFERRED CHARGES</b>	<b>95,974.30</b>	State Equalized Valuation	382,161,725	Cash Liabilities	2,489,911.54
<b>SCHOOL, COUNTY, SPECIAL DISTRICT TAXES</b>	<b>7,912,215.02</b>	State Equalization Ratio	58.33	Reserves for Receivables	1,202,670.57
<b>RESERVE FOR UNCOLLECTED TAXES</b>	<b>1,322,151.20</b>			Surplus	2,164,849.99
<b>EXPENDITURES TOTAL</b>	<b>15,050,997.24</b>			Total	5,857,432.10

\* ABOVE DEBT SERVICE INCLUDES TYPE I SCHOOL DEBT

\*Includes County Health Service Taxes or County Open Space Tax See Table 13

0223

Population 1990 37,049  
 Population 1994 37,309  
 S & P Rating AA-  
 Moody Rating AA

General Tax Rate Per \$100. 3.14  
 State Equalized Tax Rate 2.83

**HACKENSACK CITY - BERGEN COUNTY**  
 Form of Government:  
**Council-Manager (1923)**  
 Number of Members on Governing Body - 5

PER CAPITA:  
 Gross Debt 897.98  
 Net Debt 639.18  
 Debt Service 64.20  
 Total Tax Levy 1,809.19  
 Municipal Expenditures 1,191.49

PER CENT:  
 Gross Debt 1.36  
 Net Debt .97  
 Tax Levy Collected 95.73  
 Tax Levy Cancelled, Abated or Adjusted .89

EXPENDITURES-CURRENT YEAR		REVENUES REALIZED-CURRENT YEAR		PROPERTY TAXES-CURRENT YEAR	
<b>GENERAL GOVERNMENT</b>		<b>REVENUES REALIZED-CURRENT YEAR</b>		<b>STATE EQUALIZED TAX RATE</b>	
Governing Body & Public Boards		Property Taxes Collected	64,805,764.53	Local District School Taxes	1.36 32,441,358.50
Municipal Clerk		Payments in Lieu of Taxes		Regional & Consolidated School Tax	
Financial Administration	374,200.00	Delinquent Tax & Lien Collections	1,964,594.71	School Taxes in Municipal Budget	.01 207,431.25
Assessment of Taxes	200,100.00	Business Personally Replacement Taxes	1,404,865.00	County Taxes	.27 * 6,475,295.33
Collection of Taxes	150,500.00	Taxes from Public Utilities	2,289,785.00	County Library Taxes	
Planning, Housing & Development	206,025.00	Other Miscellaneous Tax Revenues		Local Municipal Purpose Taxes	1.18 28,223,646.77
Human Resources	466,970.00	State Aid Revenues	4,223,298.36	Veteran & Senior Citizen Taxes	
Elections	11,500.00	Federal Aid Revenues		Total Taxes for Rate Computation	2.82 67,541,031.85
General Administration (other)	1,899,234.00			Special District Taxes	
<b>JUDICIARY</b>		Sale of Acquired Property	4,528,135.32	Bank Corp. Taxes	
Municipal Courts	523,410.00	Other Miscellaneous Revenues	79,216,442.92	Added and Omitted Taxes	151,231.29
<b>PUBLIC SAFETY</b>		Total	4,374,000.00	Total Taxes Levied - ABSTRACT	67,498,963.14
Fire Protection	7,019,455.00	Prior Years Surplus Appropriated	4,374,000.00	Total Taxes Billed	67,699,195.30
Police Protection	7,983,553.13	REVENUES TOTAL	83,590,442.92	TAXES COLLECTED	64,805,764.53
Civil Defense & Disaster Control	2,700.00	Reserve For Uncollected Taxes	3,801,888.00	Taxes Cancelled, Abated or Adjusted	603,500.35
Environmental Inspection & Control	432,900.00	<b>CAPITAL OUTLAY</b>	<b>TOTAL</b>	Transfer to Tax Title Liens or Foreclosed	38,549.78
Other Public Safety		Public Enterprises	5,806.81	Ending Balance	2,251,380.64
<b>PUBLIC WORKS</b>		Recreation-Culture	661,360.47	<b>PRIOR YEARS TAXES OUTSTANDING</b>	
Streets and Drainage	1,346,633.36	Public Works	1,089,918.33	Beginning Balance	2,277,086.79
Sewers and Sewage Processing	4,864,858.63	Buildings and Grounds	3,796,716.18	Collected	1,924,903.87
Garbage and Trash Disposal	3,140,826.00	Library and Education		Cancelled, Abated or Adjusted	142,616.64
Public Buildings and Grounds	863,445.00	Conservation		Transfers to Tax Title Liens or Foreclosed	
Other Public Works	481,300.00	All Other		Ending Balance	209,566.28
<b>HEALTH and WELFARE</b>		<b>CAPITAL DEBT AUTHORIZED, ENDING BALANCE</b>		<b>TAX TITLE LIENS OUTSTANDING</b>	
Health Services Except Environmental	341,878.00	ISSUED AND UNISSUED	GROSS DEBT	NET DEBT	
Welfare-Public Assistance	144,950.00	School	5,552,600	3,719,000.00	Beginning Balance
Hospital, Clinics, First Aid	66,640.00	Self-Liquidating	3,510,000	3,410,000.00	Transfer From Taxes
Animal, Insect, & Rodent Control	39,600.00	Other	24,439,991	23,847,236	Redeemed
Other Welfare Services		Total	33,502,591	23,847,236	Cancelled, Abated or Adjusted
<b>RECREATION and CONSERVATION</b>		<b>ISSUED AND OUTSTANDING</b>		Transfers to Foreclosed Property	
Beaches and Boardwalks		School		Ending Balance	186,908.82
Parks, Playgrounds, Shade Trees	476,700.00	Self-Liquidating		<b>PROPERTY ACQUIRED BY DEED OR</b>	
Land Reclamation & Conservation	184,599.95	Other		<b>FORECLOSURE</b>	
Other Recreational Services	292,650.00	Total		Beginning Balance	550,800.00
<b>EDUCATION (excluding schools)</b>				Transfers From Taxes or Liens	
Libraries	1,370,000.00	<b>EQUALIZED VALUATION BASIS</b>		Sale for Cash	
Other Educational Services		<b>FOR NET DEBT COMPUTATION</b>		Cancelled, Abated or Adjusted	
<b>STATUTORY EXPENDITURES</b>		<b>REAL PROPERTY VALUATIONS</b>		Ending Balance	550,800.00
Pensions & F. I. C. A.	2,427,710.00	Code Class # of Parcels % VAL'N	ASSESSED VALUATION	<b>CURRENT FINANCES ENDING BALANCE</b>	
Employee Fringe Benefits	2,728,725.00	1 Vacant Land 344 1.33	28,411,000.00	<b>ASSETS</b>	
Other Statutory Expenditures		2 Residential 7522 42.71	909,144,500.00	Cash	14,524,938.71
<b>MUNICIPAL FUNCTIONS</b>		3 Farm		Taxes Receivable	2,460,946.92
<b>CAPITAL IMPROVEMENTS</b>		4a Commercial 1047 30.72	653,938,900.00	Tax Title Liens	186,908.82
<b>DEBT SERVICE</b>		4b Industrial 246 7.74	164,812,100.00	Foreclosed Property	550,800.00
Principal Payments	1,590,000.00	4c Apartments 209 17.49	372,184,500.00	Emergencies & Other Deferred Charges	
Interest Payments	805,180.00	Total 9368	2,128,491,000.00	State and Federal Aid Receivable	29,810.95
<b>TYPE I SCHL DEBT *MEMO</b>	207,431.25	Land Area 4.00 Sq Miles		Other Receivables	3,913.67
<b>DEFERRED CHARGES</b>		Net Valuation Taxable-Municipal	2,151,209,045	Total	17,757,319.07
SCHOOL, COUNTY, SPECIAL DISTRICT TAXES	39,124,085.08	Net Valuation Taxable-County	2,302,462,088	<b>LIABILITIES, RESERVES, AND SURPLUS</b>	
RESERVE FOR UNCOLLECTED TAXES	3,801,888.00	State Equalized Valuation	2,382,202,581	Cash Liabilities	8,716,433.28
<b>EXPENDITURES</b>	<b>TOTAL</b>	State Equalization Ratio	90.21	Reserves for Receivables	3,202,569.41
				Surplus	5,838,316.38
				Total	17,757,319.07

\* ABOVE DEBT SERVICE INCLUDES TYPE I SCHOOL DEBT

\*Includes County Health Service Taxes or County Open Space Tax. See Table 13.

Population 1990 8,120  
 Population 1994 8,408  
 S & P Rating  
 Moody Rating A

General Tax Rate Per \$100. 2.83  
 State Equalized Tax Rate 2.52

Form of Government:  
 Special Charter (P.L. 1970 c. 206)  
 Number of Members on Governing Body - 6

Gross Debt 184.74  
 Net Debt 184.74  
 Debt Service 16.81  
 Total Tax Levy 1,340.07  
 Municipal Expenditures 567.99  
 Gross Debt .35  
 Net Debt .35  
 Tax Levy Collected 96.48  
 Tax Levy Cancelled, Abated or Adjusted .19

EXPENDITURES-CURRENT YEAR		REVENUES REALIZED-CURRENT YEAR			PROPERTY TAXES-CURRENT YEAR	
<b>GENERAL GOVERNMENT</b>		<b>REVENUES REALIZED-CURRENT YEAR</b>			<b>STATE EQUALIZED TAX RATE</b>	
Governing Body & Public Boards		Property Taxes Collected		Local District School Taxes	1.48	6,581,672.00
Municipal Clerk		Payments in Lieu of Taxes		Regional & Consolidated School Tax		
Financial Administration	90,200.00	Delinquent Tax & Lien Collections	335,161.74	School Taxes in Municipal Budget		
Assessment of Taxes	44,450.00	Business Personalty Replacement Taxes	211,688.88	County Taxes	.69 *	3,088,947.02
Collection of Taxes	50,200.00	Taxes from Public Utilities	405,426.00	County Library Taxes		
Planning, Housing & Development	30,000.00	Other Miscellaneous Tax Revenues		Local Municipal Purpose Taxes	.35	1,554,306.54
Human Resources	103,947.64	State Aid Revenues	435,090.63	Veteran & Senior Citizen Taxes		49,100.00
Elections		Federal Aid Revenues		Total Taxes for Rate Computation	2.52	11,274,025.56
General Administration (other)	483,437.19			Special District Taxes		
<b>JUDICIARY</b>		Sale of Acquired Property		Bank Corp. Taxes		
Municipal Courts	71,120.00	Other Miscellaneous Revenues	553,837.25	Added and Omitted Taxes		42,387.99
<b>PUBLIC SAFETY</b>		Total	12,833,860.90	Total Taxes Levied - ABSTRACT		11,267,313.55
Fire Protection	82,593.00	Prior Years Surplus Appropriated	1,287,845.50	Total Taxes Billed		11,289,723.90
Police Protection	1,128,753.13	<b>REVENUES TOTAL</b>	14,121,706.40	<b>TAXES COLLECTED</b>		10,892,656.40
Civil Defense & Disaster Control	250.00	Reserve For Uncollected Taxes	654,258.39	Taxes Cancelled, Abated or Adjusted		21,799.04
Environmental Inspection & Control	59,500.00	<b>CAPITAL OUTLAY TOTAL</b>	413,658.21	Transfer to Tax Title Liens or Foreclosed		70.75
Other Public Safety				Ending Balance		375,197.71
<b>PUBLIC WORKS</b>		Public Enterprises		<b>PRIOR YEARS TAXES OUTSTANDING</b>		
Streets and Drainage	84,322.70	Recreation-Culture		Beginning Balance		350,040.49
Sewers and Sewage Processing		Public Works		Collected		335,161.74
Garbage and Trash Disposal	10,600.00	Buildings and Grounds	413,658.21	Cancelled, Abated or Adjusted		459.33
Public Buildings and Grounds		Library and Education		Transfers to Tax Title Liens or Foreclosed		
Other Public Works	611,930.00	Conservation		Ending Balance		14,419.42
<b>HEALTH and WELFARE</b>		All Other		<b>TAX TITLE LIENS OUTSTANDING</b>		
Health Services Except Environmental	16,330.00			Beginning Balance		569.10
Welfare-Public Assistance	4,875.00	<b>CAPITAL DEBT AUTHORIZED, ENDING BALANCE</b>		Transfer From Taxes		70.75
Hospital, Clinics, First Aid		<b>ISSUED AND UNISSUED</b>		Redeemed		
Animal, Insect, & Rodent Control		School		Cancelled, Abated or Adjusted		
Other Welfare Services		Self-Liquidating		Transfers to Foreclosed Property		
<b>RECREATION and CONSERVATION</b>		Other	1,553,285	Ending Balance		639.85
Beeches and Boardwalks		Total	1,553,285	<b>PROPERTY ACQUIRED BY DEED OR FORECLOSURE</b>		
Perks, Playgrounds, Shade Trees	43,600.00	<b>ISSUED AND OUTSTANDING</b>		Beginning Balance		10,800.00
Land Reclamation & Conservation	380.00	School		Transfers From Taxes or Liens		
Other Recreational Services	171,500.00	Self-Liquidating		Sale for Cash		
<b>EDUCATION (excluding schools)</b>		Other	1,448,750.00	Cancelled, Abated or Adjusted		
Libraries	217,200.00	Total	1,448,750.00	Ending Balance		10,800.00
Other Educational Services	600.00	<b>EQUALIZED VALUATION BASIS FOR NET DEBT COMPUTATION</b>	445,974,276	<b>CURRENT FINANCES ENDING BALANCE</b>		
<b>STATUTORY EXPENDITURES</b>		<b>REAL PROPERTY VALUATIONS</b>		<b>ASSETS</b>		
Pensions & F. I. C. A.	251,145.00	Code Class # of Parcels % VAL'N ASSESSED VALUATION		Cash		2,324,942.22
Employee Fringe Benefits	255,000.00	1 Vacant Land 120 2.57 10,069,350.00		Taxes Receivable		389,617.13
Other Statutory Expenditures		2 Residential 2029 62.98 246,266,752.00		Tax Title Liens		639.85
<b>MUNICIPAL FUNCTIONS TOTAL</b>	3,811,933.66	3 Farm 3 .03 127,100.00		Foreclosed Property		10,800.00
<b>CAPITAL IMPROVEMENTS *MEMO*</b>	25,000.00	4a Commercial 289 19.23 75,208,300.00		Emergencies & Other Deferred Charges		
<b>DEBT SERVICE</b>		4b Industrial 25 10.22 39,948,000.00		State and Federal Aid Receivable		2,320.92
Principal Payments	115,000.00	4c Apartments 28 4.97 19,425,200.00		Other Receivables		16,372.02
Interest Payments	26,302.96	Total 2494 391,044,702.00		Total		2,744,692.14
<b>DEFERRED CHARGES</b>		Land Area 3.60 Sq. Miles		<b>LIABILITIES, RESERVES, AND SURPLUS</b>		
SCHOOL, COUNTY, SPECIAL DISTRICT TAXES	9,670,619.02	Net Valuation Taxable-Municipal	397,432,363	Cash Liabilities		1,189,256.05
RESERVE FOR UNCOLLECTED TAXES	654,258.39	Net Valuation Taxable-County	471,827,633	Reserves for Receivables		405,925.94
<b>EXPENDITURES TOTAL</b>	14,278,114.03	State Equalized Valuation	445,172,111	Surplus		1,149,510.15
		State Equalization Ratio	89.12	Total		2,744,692.14

0416

Population 1990 14,837  
 Population 1994 14,723  
 S & P Rating  
 Moody Rating AAA

General Tax Rate Per \$100 2.84  
 State Equalized Tax Rate 2.91

**HADDON TOWNSHIP - CAMDEN COUNTY**  
 Form of Government:  
**Commission (1911)**  
 Number of Members on Governing Body - 3

PER CAPITA:  
 Gross Debt 922.03  
 Net Debt 387.20  
 Debt Service 32.65  
 Total Tax Levy 1,315.42  
 Municipal Expenditures 438.61

PER CENT:  
 Gross Debt 2.12  
 Net Debt .89  
 Tax Levy Collected 96.12  
 Tax Levy Cancelled, Abated or Adjusted .73

EXPENDITURES-CURRENT YEAR		REVENUES REALIZED-CURRENT YEAR		PROPERTY TAXES-CURRENT YEAR	
<b>GENERAL GOVERNMENT</b>		<b>REVENUES REALIZED-CURRENT YEAR</b>		<b>STATE EQUALIZED TAX RATE</b>	
Governing Body & Public Boards		Property Taxes Collected	18,630,549.76	Local District School Taxes	1.31 9,781,089.00
Municipal Clerk		Payments in Lieu of Taxes		Regional & Consolidated School Tax	
Financial Administration		Delinquent Tax & Lien Collections	517,306.62	School Taxes in Municipal Budget	
Assessment of Taxes	45,670.00	Business Personality Replacement Taxes	111,167.76	County Taxes	.85 * 5,527,504.04
Collection of Taxes	89,454.00	Taxes from Public Utilities	733,975.00	County Library Taxes	.03 217,321.78
Planning, Housing & Development	41,519.00	Other Miscellaneous Tax Revenues		Local Municipal Purpose Taxes	.52 3,371,649.00
Human Resources	180,554.32	State Aid Revenues	940,089.86	Veteran & Senior Citizen Taxes	
Elections	15,500.00	Federal Aid Revenues		Total Taxes for Rate Computation	2.91 19,095,263.82
General Administration (other)	498,678.00			Special District Taxes	431,034.13
<b>JUDICIARY</b>		Sale of Acquired Property	630,456.29	Bank Corp. Taxes	
Municipal Courts	95,600.00	Other Miscellaneous Revenues	21,563,545.29	Added and Omitted Taxes	38,378.86
<b>PUBLIC SAFETY</b>		Prior Years Surplus Appropriated	710,000.00	Total Taxes Levied - ABSTRACT	19,366,976.81
Fire Protection	48,809.00	REVENUES TOTAL	22,273,545.29	Total Taxes Billed	19,382,072.09
Police Protection	1,395,070.00	Reserve For Uncollected Taxes	873,411.00	TAXES COLLECTED	18,630,549.76
Civil Defense & Disaster Control	3,883.00			Taxes Cancelled, Abated or Adjusted	141,890.76
Environmental Inspection & Control	96,775.00	CAPITAL OUTLAY TOTAL	1,436,453.17	Transfer to Tax Title Liens or Foreclosed	
Other Public Safety		Public Enterprises	600,651.17	Ending Balance	609,631.57
<b>PUBLIC WORKS</b>		Recreation-Culture	1,721.13	<b>PRIOR YEARS TAXES OUTSTANDING</b>	
Streets and Drainage	653,658.00	Public Works	10,087.96	Beginning Balance	534,615.99
Sewers and Sewage Processing		Buildings and Grounds	823,992.91	Collected	517,306.62
Garbage and Trash Disposal	1,076,100.00	Library and Education		Cancelled, Abated or Adjusted	
Public Buildings and Grounds	72,000.00	Conservation		Transfers to Tax Title Liens or Foreclosed	
Other Public Works	3,500.00	All Other		Ending Balance	17,309.37
<b>HEALTH and WELFARE</b>		<b>CAPITAL DEBT AUTHORIZED, ENDING BALANCE</b>		<b>TAX TITLE LIENS OUTSTANDING</b>	
Health Services Except Environmental	9,610.00	ISSUED AND UNISSUED		Beginning Balance	17,641.07
Welfare-Public Assistance	21,897.00	School	4,125,333	Transfer From Taxes	
Hospital, Clinics, First Aid		Self-Liquidating	3,746,814	Redeemed	
Animal, Insect, & Rodent Control		Other	5,702,836	Cancelled, Abated or Adjusted	
Other Welfare Services		Total	13,574,983	Transfers to Foreclosed Property	
<b>RECREATION and CONSERVATION</b>		ISSUED AND OUTSTANDING		Ending Balance	17,641.07
Beaches and Boardwalks		School	3,485,000.00	<b>PROPERTY ACQUIRED BY DEED OR</b>	
Perks, Playgrounds, Shade Trees	6,330.00	Self-Liquidating	2,765,000.00	<b>FORECLOSURE</b>	
Land Reclamation & Conservation	12,059.00	Other	3,718,000.00	Beginning Balance	39,160.00
Other Recreational Services	129,105.25	Total	9,968,000.00	Transfers From Taxes or Liens	
<b>EDUCATION (excluding schools)</b>		<b>EQUALIZED VALUATION BASIS FOR NET DEBT COMPUTATION</b>		Sale for Cash	
Libraries				Cancelled, Abated or Adjusted	
Other Educational Services	56,000.00			Ending Balance	
<b>STATUTORY EXPENDITURES</b>				39,160.00	
Pensions & F. I. C. A.	285,179.00			<b>CURRENT FINANCES ENDING BALANCE</b>	
Employee Fringe Benefits	258,159.54			<b>ASSETS</b>	
Other Statutory Expenditures				Cash	
<b>MUNICIPAL FUNCTIONS TOTAL</b>				2,632,120.32	
CAPITAL IMPROVEMENTS	50,000.00			Taxes Receivable	
<b>DEBT SERVICE</b>				626,940.94	
Principal Payments	289,500.00			Tax Title Liens	
Interest Payments	191,223.91			17,641.07	
<b>DEFERRED CHARGES</b>				Foreclosed Property	
SCHOOL, COUNTY, SPECIAL DISTRICT TAXES	8,400.00			39,160.00	
RESERVE FOR UNCOLLECTED TAXES	15,956,948.95			Emergencies & Other Deferred Charges	
EXPENDITURES TOTAL	22,414,593.97			46,815.38	
				State and Federal Aid Receivable	
				64,544.11	
				Other Receivables	
				18,582.83	
				Total	
				3,445,804.65	
				<b>LIABILITIES, RESERVES, AND SURPLUS</b>	
				Cash Liabilities	
				1,216,503.65	
				Reserves for Receivables	
				702,324.84	
				Surplus	
				1,526,976.16	
				Total	
				3,445,804.65	



\*Includes County Health Service Taxes or County Open Space Tax. See Table 13.

Population 1990 7,860  
 Population 1994 7,722  
 S & P Rating  
 Moody Rating A1

General Tax Rate Per \$100 4.86  
 State Equalized Tax Rate 2.97

Form of Government:  
 Borough Council

Number of Members on Governing Body - 6

Gross Debt 451.02  
 Net Debt 449.26  
 Debt Service 53.89  
 Total Tax Levy 1,457.50  
 Municipal Expenditures 594.14

Gross Debt .92  
 Net Debt .92  
 Tax Levy Collected 97.96  
 Tax Levy Cancelled, Abated or Adjusted .30

EXPENDITURES-CURRENT YEAR		REVENUES REALIZED-CURRENT YEAR		PROPERTY TAXES-CURRENT YEAR	
<b>GENERAL GOVERNMENT</b>				<b>STATE EQUALIZED TAX RATE</b>	
Governing Body & Public Boards		Property Taxes Collected	11,028,682.70	Local District School Taxes	1.35 5,472,014.50
Municipal Clerk		Payments in Lieu of Taxes	15,660.07	Regional & Consolidated School Tax	
Financial Administration	58,551.00	Delinquent Tax & Lien Collections	235,390.03	School Taxes in Municipal Budget	
Assessment of Taxes	27,052.00	Business Personalty Replacement Taxes	45,422.64	County Taxes	.86 * 3,263,370.19
Collection of Taxes	47,047.00	Taxes from Public Utilities	546,816.00	County Library Taxes	
Planning, Housing & Development	46,840.00	Other Miscellaneous Tax Revenues		Local Municipal Purpose Taxes	.66 2,507,090.00
Human Resources	118,534.85	State Aid Revenues	539,460.42	Veteran & Senior Citizen Taxes	102,750.00
Elections		Federal Aid Revenues		Total Taxes for Rate Computation	2.97 11,345,224.69
General Administration (other)	388,684.00			Special District Taxes	
<b>JUDICIARY</b>		Sale of Acquired Property		Bank Corp. Taxes	
Municipal Courts	71,525.00	Other Miscellaneous Revenues	459,096.77	Added and Omitted Taxes	12,323.94
<b>PUBLIC SAFETY</b>				Total Taxes Levied - ABSTRACT	11,254,798.63
Fire Protection	160,431.00	Total	12,870,508.63	Total Taxes Billed	11,258,847.07
Police Protection	978,782.00	Prior Years Surplus Appropriated	254,864.00	<b>TAXES COLLECTED</b>	11,028,682.70
Civil Defense & Disaster Control	2,625.00	<b>REVENUES</b>	<b>TOTAL</b> 13,125,372.63	Taxes Cancelled, Abated or Adjusted	34,041.94
Environmental Inspection & Control		Reserve For Uncollected Taxes	270,000.00	Transfer to Tax Title Liens or Foreclosed	
Other Public Safety				Ending Balance	196,122.43
<b>PUBLIC WORKS</b>		<b>CAPITAL OUTLAY</b>	<b>TOTAL</b> 184,464.74	<b>PRIOR YEARS TAXES OUTSTANDING</b>	
Streets and Drainage	70,205.00			Beginning Balance	235,794.93
Sewers and Sewage Processing	5,704.00	Public Enterprises		Collected	235,390.03
Garbage and Trash Disposal	508,000.00	Recreation-Culture	2,504.50	Cancelled, Abated or Adjusted	404.90
Public Buildings and Grounds	44,786.00	Public Works		Transfers to Tax Title Liens or Foreclosed	
Other Public Works	545,650.00	Buildings and Grounds	181,960.24	Ending Balance	
<b>HEALTH and WELFARE</b>		Library and Education		<b>TAX TITLE LIENS OUTSTANDING</b>	
Health Services Except Environmental	1,663.00	Conservation		Beginning Balance	
Welfare-Public Assistance	2,556.00	All Other		Transfer From Taxes	
Hospital, Clinics, First Aid				Redeemed	
Animal, Insect, & Rodent Control	3,000.00	<b>CAPITAL DEBT AUTHORIZED, ENDING BALANCE</b>		Cancelled, Abated or Adjusted	
Other Welfare Services		<b>ISSUED AND UNISSUED</b>	<b>GROSS DEBT</b>	Transfers to Foreclosed Property	
<b>RECREATION and CONSERVATION</b>		School		Ending Balance	
Beeches and Boardwalks		Self-Liquidating		<b>PROPERTY ACQUIRED BY DEED OR FORECLOSURE</b>	
Parks, Playgrounds, Shede Trees	9,640.00	Other	3,482,814	Beginning Balance	26,100.00
Land Reclamation & Conservation	5,486.00	Total	3,482,814	Transfers From Taxes or Liens	
Other Recreational Services	12,900.00			Sale for Cash	
<b>EDUCATION (excluding schools)</b>		<b>ISSUED AND OUTSTANDING</b>		Cancelled, Abated or Adjusted	
Libraries	132,323.00	School		Ending Balance	26,100.00
Other Educational Services		Self-Liquidating		<b>CURRENT FINANCES ENDING BALANCE</b>	
<b>STATUTORY EXPENDITURES</b>		Other		<b>ASSETS</b>	
Pensions & F. I. C. A.	223,959.00	Total	3,213,696.44	Cash	1,376,727.63
Employee Fringe Benefits	410,450.00	<b>EQUALIZED VALUATION BASIS</b>		Taxes Receivable	196,122.43
Other Statutory Expenditures	6,100.00	<b>FOR NET DEBT COMPUTATION</b>	<b>378,506,247</b>	Tax Title Liens	
<b>MUNICIPAL FUNCTIONS</b>		<b>REAL PROPERTY VALUATIONS</b>		Foreclosed Property	26,100.00
<b>CAPITAL IMPROVEMENTS</b>	<b>TOTAL</b> 3,882,493.85	Code Class # of Parcels % VAL'N	<b>ASSESSED VALUATION</b>	Emergencies & Other Deferred Charges	17,644.00
<b>DEBT SERVICE</b>	<b>*MEMO*</b> 11,500.00	1 Vacant Land 33 .18	406,100.00	State and Federal Aid Receivable	5,529.50
Principal Payments	230,000.00	2 Residential 2551 88.64	204,238,400.00	Other Receivables	24,873.35
Interest Payments	186,160.00	3a Commercial 110 9.86	22,709,106.00	Total	1,646,996.91
<b>DEFERRED CHARGES</b>	<b>19,266.81</b>	4b Industrial 2 .08	185,000.00	<b>LIABILITIES, RESERVES, AND SURPLUS</b>	
<b>SCHOOL, COUNTY, SPECIAL DISTRICT TAXES</b>	<b>8,735,384.69</b>	4c Apartments 12 1.25	2,887,700.00	Cash Liabilities	1,188,332.97
<b>RESERVE FOR UNCOLLECTED TAXES</b>	<b>270,000.00</b>	Total 2708	230,426,306.00	Reserves for Receivables	247,095.78
<b>EXPENDITURES</b>	<b>TOTAL</b> 13,323,305.35	Land Area 1.58 Sq. Miles		Surplus	211,568.16
		Net Valuation Taxable-Municipal	231,213,528	Total	1,646,996.91
		Net Valuation Taxable-County	382,482,687		
		State Equalized Valuation	378,164,074		
		State Equalization Ratio	61.06		

\*Includes County Health Service Taxes or County Open Specie Tax. See Table 13.

0417

Population 1990 11,628  
 Population 1994 11,456  
 S & P Rating  
 Moody Rating

General Tax Rate Per \$100. 5.68  
 State Equalized Tax Rate 2.77

**HADDONFIELD BORO. - CAMDEN COUNTY**

Form of Government:

**Commission (1911)**

Number of Members on Governing Body - 3

PER CAPITA:

Gross Debt 842.23  
 Net Debt 205.31  
 Debt Service 19.04  
 Total Tax Levy 2,231.44  
 Municipal Expenditures 657.77

PER CENT:

Gross Debt 1.06  
 Net Debt .26  
 Tax Levy Collected 97.94  
 Tax Levy Cancelled, Abated or Adjusted .11

EXPENDITURES-CURRENT YEAR		REVENUES REALIZED-CURRENT YEAR		PROPERTY TAXES-CURRENT YEAR	
<b>GENERAL GOVERNMENT</b>		<b>REVENUES REALIZED-CURRENT YEAR</b>		<b>STATE EQUALIZED TAX RATE</b> 1.38	
Governing Body & Public Boards		Property Taxes Collected	25,035,562.59	Local District School Taxes	14,572,906.00
Municipal Clerk		Payments in Lieu of Taxes		Regional & Consolidated School Tax	
Financial Administration	46,450.00	Delinquent Tax & Lien Collections	455,138.94	School Taxes in Municipal Budget	
Assessment of Taxes	26,727.54	Business Personalty Replacement Taxes	109,677.92	County Taxes	.84 * 7,752,902.80
Collection of Taxes	60,666.14	Taxes from Public Utilities	708,574.00	County Library Taxes	
Planning, Housing & Development	54,084.66	Other Miscellaneous Tax Revenues		Local Municipal Purpose Taxes	.34 3,139,439.36
Human Resources	97,780.21	State Aid Revenues	670,611.82	Veteran & Senior Citizen Taxes	91,300.00
Elections	10,564.25	Federal Aid Revenues		Total Taxes for Rete Computation	2.76 25,556,548.16
General Administration (other)	660,910.54			Special District Taxes	
<b>JUDICIARY</b>		Sale of Acquired Property		Bank Corp. Taxes	
Municipal Courts	80,902.43	Other Miscellaneous Revenues	1,009,394.43	Added and Omitted Taxes	98,108.04
<b>PUBLIC SAFETY</b>		Total	27,988,959.70	Total Taxes Levied - ABSTRACT	25,563,356.20
Fire Protection	311,856.55	Prior Years Surplus Appropriated	2,390,728.77	Total Taxes Billed	25,563,356.20
Police Protection	1,442,196.13	<b>REVENUES TOTAL</b>	<b>30,379,688.47</b>	<b>TAXES COLLECTED</b>	<b>25,035,562.59</b>
Civil Defense & Disaster Control	50.00	Reserve For Uncollected Taxes	1,019,830.36	Taxes Cancelled, Abated or Adjusted	28,937.16
Environmental Inspection & Control	97,502.99	<b>CAPITAL OUTLAY TOTAL</b> 788,793.58		Transfer to Tax Title Liens or Foreclosed	227.32
Other Public Safety		Public Enterprises		Ending Balance	498,629.13
<b>PUBLIC WORKS</b>		Recreation-Culture	6,942.15	<b>PRIOR YEARS TAXES OUTSTANDING</b>	
Streets and Drainage	381,304.53	Public Works	48,304.11	Beginning Balance	510,569.14
Sewers and Sewage Processing		Buildings and Grounds	733,547.32	Collected	454,268.99
Garbage and Trash Disposal	1,087,178.89	Library and Education		Cancelled, Abated or Adjusted	2,031.01
Public Buildings and Grounds	255,026.98	Conservation		Transfers to Tax Title Liens or Foreclosed	
Other Public Works		All Other		Ending Balance	54,269.14
<b>HEALTH and WELFARE</b>		<b>CAPITAL DEBT AUTHORIZED, ENDING BALANCE</b>		<b>TAX TITLE LIENS OUTSTANDING</b>	
Health Services Except Environmental	74,875.39	ISSUED AND UNISSUED	GROSS DEBT	NET DEBT	
Welfare-Public Assistance	3,906.68	School	5,667,000	Beginning Balance	4,087.05
Hospital, Clinics, First Aid		Self-Liquidating	1,629,564	Transfer From Taxes	227.32
Animal, Insect, & Rodent Control		Other	2,351,982	Redeemed	869.95
Other Welfare Services		Total	9,648,546	Cancelled, Abated or Adjusted	
<b>RECREATION and CONSERVATION</b>		<b>ISSUED AND OUTSTANDING</b>		<b>Transfers to Foreclosed Property</b>	
Beaches and Boardwalks		School	5,667,000.00	Ending Balance	3,444.42
Parks, Playgrounds, Shade Trees	135,001.89	Self-Liquidating	1,629,564.33	<b>PROPERTY ACQUIRED BY DEED OR FORECLOSURE</b>	
Land Reclamation & Conservation	439.92	Other	792,957.00	Beginning Balance	24,300.00
Other Recreational Services	56,309.95	Total	8,089,521.33	Transfers From Taxes or Liens	
<b>EDUCATION (excluding schools)</b>		<b>EQUALIZED VALUATION BASIS FOR NET DEBT COMPUTATION</b> 907,328,709		Sale for Cash	
Libraries	527,795.00	<b>REAL PROPERTY VALUATIONS</b>		Cancelled, Abated or Adjusted	
Other Educational Services		Code	Class	# of Parcels	% VAL'N
<b>STATUTORY EXPENDITURES</b>		<b>ASSESSED VALUATION</b>		Ending Balance	24,300.00
Pensions & F. I. C. A.	315,706.60	1	Vacant Land	72	.33
Employee Fringe Benefits	510,598.49	2	Residential	4042	87.00
Other Statutory Expenditures		3	Farm		
<b>MUNICIPAL FUNCTIONS TOTAL</b> 6,237,835.76		4a	Commercial	274	11.98
<b>CAPITAL IMPROVEMENTS *MEMO*</b> 46,000.00		4b	Industrial		
<b>DEBT SERVICE</b>		4c	Apartments	12	.69
Principal Payments	169,153.00	Total	4400		
Interest Payments	48,972.60	Land Area	2.78	Sq. Miles	
<b>DEFERRED CHARGES</b> 59,667.53		Net Valuation Taxable-Municipal	448,156,015		
<b>SCHOOL, COUNTY, SPECIAL DISTRICT TAXES</b> 22,325,808.80		Net Valuation Taxable-County	910,634,399		
<b>RESERVE FOR UNCOLLECTED TAXES</b> 1,019,830.36		State Equalized Valuation	913,663,732		
<b>EXPENDITURES TOTAL</b> 29,861,268.05		State Equalization Ratio	48.68		
				<b>CURRENT FINANCES ENDING BALANCE</b>	
				<b>ASSETS</b>	
				Cash	3,155,264.08
				Taxes Receivable	552,898.27
				Tax Title Liens	3,444.42
				Foreclosed Property	24,300.00
				Emergencies & Other Deferred Charges	200,000.00
				State and Federal Aid Receivable	
				Other Receivables	
				Total	28,997.97
				<b>LIABILITIES, RESERVES, AND SURPLUS</b>	
				Cash Liabilities	1,062,222.58
				Reserves for Receivables	609,640.66
				Surplus	2,293,041.50
				Total	3,964,904.74



Population 1990 **3,249**  
 Population 1994 **3,493**  
 S & P Rating  
 Moody Rating

General Tax Rate Per \$100. **2.26**  
 State Equalized Tax Rate **2.21**

**HAINESPORT TWP. - BURLINGTON CO.**  
 Form of Government:  
**Township Committee**  
 Number of Members on Governing Body - 3

PER CAPITA:  
 Gross Debt **410.00**  
 Net Debt **100.45**  
 Debt Service **19.37**  
 Total Tax Levy **1,391.45**  
 Municipal Expenditures **627.47**

PER CENT:  
 Gross Debt **.70**  
 Net Debt **.17**  
 Tax Levy Collected **93.85**  
 Tax Levy Cancelled, Abated or Adjusted **.18**

EXPENDITURES-CURRENT YEAR		REVENUES REALIZED-CURRENT YEAR		PROPERTY TAXES-CURRENT YEAR		
<b>GENERAL GOVERNMENT</b>		<b>REVENUES REALIZED-CURRENT YEAR</b>		<b>PROPERTY TAXES-CURRENT YEAR</b>		
Governing Body & Public Boards		Property Taxes Collected	4,562,709.76	STATE EQUALIZED TAX RATE		
Municipal Clerk		Payments In Lieu of Taxes		Local District School Taxes	1.00	
Financial Administration	74,500.00	Delinquent Tax & Lien Collections	290,374.74	Regional & Consolidated School Tax	.39	
Assessment of Taxes	17,125.00	Business Personally Replacement Taxes	54,573.28	School Taxes in Municipal Budget		
Collection of Taxes	46,747.00	Taxes from Public Utilities	308,798.00	County Taxes	.52	
Planning, Housing & Development	51,904.00	Other Miscellaneous Tax Revenues		County Library Taxes	-.03	
Human Resources	4,255.00	State Aid Revenues	174,208.88	Local Municipal Purpose Taxes	-.26	
Elections	1,200.00	Federal Aid Revenues		Veteran & Senior Citizen Taxes		
General Administration (other)	265,400.00			Total Taxes for Rate Computation	2.20	
<b>JUDICIARY</b>		Sale of Acquired Property		Special District Taxes		
Municipal Courts	40,500.00	Other Miscellaneous Revenues	280,844.95	Bank Corp. Taxes		
<b>PUBLIC SAFETY</b>		Total	5,671,509.61	Added and Omitted Taxes	194,862.47	
Fire Protection	95,155.30	Prior Years Surplus Appropriated	660,000.00	Total Taxes Levied - ABSTRACT	4,860,325.67	
Police Protection	101,000.00	REVENUES	6,331,509.61	Total Taxes Billed	4,861,491.18	
Civil Defense & Disaster Control	500.00	Reserve For Uncollected Taxes	472,732.88	TAXES COLLECTED	4,562,709.76	
Environmental Inspection & Control	72,856.00			Taxes Cancelled, Abated or Adjusted	8,774.58	
Other Public Safety		<b>CAPITAL OUTLAY</b>	<b>38,624.00</b>	Transfer to Tax Title Liens or Foreclosed	11,655.79	
<b>PUBLIC WORKS</b>		<b>TOTAL</b>	<b>38,624.00</b>	Ending Balance	278,351.05	
Streets and Drainage	265,347.97	Public Enterprises		<b>PRIOR YEARS TAXES OUTSTANDING</b>		
Sewers and Sewage Processing	8,100.00	Recreation-Culture		Beginning Balance	306,325.69	
Garbage and Trash Disposal	171,000.00	Public Works		Collected	290,374.74	
Public Buildings and Grounds	90,000.00	Buildings and Grounds	38,624.00	Cancelled, Abated or Adjusted		
Other Public Works	77,000.00	Library and Education		Transfers to Tax Title Liens or Foreclosed	8,686.05	
<b>HEALTH and WELFARE</b>		Conservation		Ending Balance	7,264.90	
Health Services Except Environmental	1,425.00	All Other		<b>TAX TITLE LIENS OUTSTANDING</b>		
Welfare-Public Assistance	4,164.00			Beginning Balance	21,235.04	
Hospital, Clinics, First Aid		<b>CAPITAL DEBT AUTHORIZED, ENDING BALANCE</b>		Transfer From Taxes	20,341.84	
Animal, Insect, & Rodent Control	2,000.00	ISSUED AND UNISSUED		Redeemed		
Other Welfare Services		School	1,081,248	Cancelled, Abated or Adjusted		
<b>RECREATION and CONSERVATION</b>		Self-Liquidating		Transfers to Foreclosed Property		
Beaches and Boardwalks		Other	350,876	Ending Balance	41,576.88	
Perks, Playgrounds, Shade Trees		Total	1,432,124	<b>PROPERTY ACQUIRED BY DEED OR FORECLOSURE</b>		
Land Reclamation & Conservation	6,074.42	ISSUED AND OUTSTANDING		Beginning Balance		
Other Recreational Services		School	1,081,248.11	Transfers From Taxes or Liens		
<b>EDUCATION (excluding schools)</b>		Self-Liquidating		Sale for Cash		
Libraries		Other	174,000.00	Cancelled, Abated or Adjusted		
Other Educational Services		Total	1,255,248.11	Ending Balance		
<b>STATUTORY EXPENDITURES</b>		<b>EQUALIZED VALUATION BASIS FOR NET DEBT COMPUTATION</b>	<b>204,900,769</b>	<b>CURRENT FINANCES ENDING BALANCE</b>		
Pensions & F. I. C. A.	39,500.00	<b>REAL PROPERTY VALUATIONS</b>		<b>ASSETS</b>		
Employee Fringe Benefits	59,000.00	Code	Class	# of Parcels	% VAL'N	Assessed Valuation
Other Statutory Expenditures	17,673.07	1	Vacant Land	272	5.46	11,182,200.00
<b>MUNICIPAL FUNCTIONS</b>		2	Residential	1182	68.54	140,420,400.00
<b>CAPITAL IMPROVEMENTS</b>		3	Farm	74	2.29	4,687,000.00
<b>DEBT SERVICE</b>		4a	Commercial	80	11.74	24,042,000.00
Principal Payments	60,000.00	4b	Industrial	29	11.75	24,066,200.00
Interest Payments	7,655.83	4c	Apartments	3	.23	461,600.00
<b>DEFERRED CHARGES</b>		Total	1640			204,859,400.00
SCHOOL, COUNTY, SPECIAL DISTRICT TAXES	4,112,429.20	Land Area	6.58	Sq. Miles		
RESERVE FOR UNCOLLECTED TAXES	472,732.88	Net Valuation Taxable-Municipal				206,670,897
<b>EXPENDITURES</b>		Net Valuation Taxable-County				214,498,109
<b>TOTAL</b>	<b>6,304,190.12</b>	State Equalized Valuation				211,472,125
		State Equalization Ratio				97.71

Population 1990 **6,951**  
 Population 1994 **7,057**  
 S & P Rating  
 Moody Rating **A**

General Tax Rate Per \$100. **2.60**  
 State Equalized Tax Rate **2.75**

**HALEDON BOROUGH - PASSAIC COUNTY**  
 Form of Government:  
**Borough Council**  
 Number of Members on Governing Body - 6

PER CAPITA:  
 Gross Debt **863.87**  
 Net Debt **249.60**  
 Debt Service **22.27**  
 Total Tax Levy **1,246.45**  
 Municipal Expenditures **685.00**

PER CENT:  
 Gross Debt **1.91**  
 Net Debt **.55**  
 Tax Levy Collected **96.58**  
 Tax Levy Cancelled, Abated or Adjusted **.25**

EXPENDITURES-CURRENT YEAR		REVENUES REALIZED-CURRENT YEAR		PROPERTY TAXES-CURRENT YEAR	
<b>GENERAL GOVERNMENT</b>		<b>REVENUES REALIZED-CURRENT YEAR</b>		<b>STATE EQUALIZED TAX RATE</b>	
Governing Body & Public Boards		Property Taxes Collected	<b>8,507,322.18</b>	Local District School Taxes	<b>.93</b> <b>2,958,189.00</b>
Municipal Clerk		Payments in Lieu of Taxes		Regional & Consolidated School Tax	<b>.45</b> <b>1,440,178.92</b>
Financial Administration	<b>80,273.00</b>	Delinquent Tax & Lien Collections	<b>214,659.66</b>	School Taxes in Municipal Budget	
Assessment of Taxes	<b>51,650.00</b>	Business Personality Replacement Taxes	<b>76,347.64</b>	County Taxes	<b>.59</b> * <b>1,873,316.91</b>
Collection of Taxes	<b>56,442.00</b>	Taxes from Public Utilities	<b>426,747.00</b>	County Library Taxes	
Planning, Housing & Development	<b>48,229.00</b>	Other Miscellaneous Tax Revenues		Local Municipal Purpose Taxes	<b>.79</b> <b>2,515,800.00</b>
Human Resources	<b>112,083.00</b>	State Aid Revenues	<b>456,287.54</b>	Veteran & Senior Citizen Taxes	<b>58,950.00</b>
Elections	<b>4,725.00</b>	Federal Aid Revenues		Total Taxes for Rate Computation	<b>2.76</b> <b>8,846,434.83</b>
General Administration (other)	<b>484,962.00</b>			Special District Taxes	
<b>JUDICIARY</b>		Sale of Acquired Property		Bank Corp. Taxes	
Municipal Courts	<b>103,602.81</b>	Other Miscellaneous Revenues	<b>430,623.47</b>	Added and Omitted Taxes	<b>8,686.79</b>
<b>PUBLIC SAFETY</b>		Total	<b>10,111,987.49</b>	Total Taxes Levied - ABSTRACT	<b>8,796,171.62</b>
Fire Protection	<b>122,846.00</b>	Prior Years Surplus Appropriated	<b>850,000.00</b>	Total Taxes Billed	<b>8,808,930.25</b>
Police Protection	<b>1,058,491.64</b>	<b>REVENUES TOTAL</b>	<b>10,961,987.49</b>	<b>TAXES COLLECTED</b>	<b>8,507,322.18</b>
Civil Defense & Disaster Control	<b>1,515.00</b>	Reserve For Uncollected Taxes	<b>586,370.69</b>	Taxes Cancelled, Abated or Adjusted	<b>21,740.26</b>
Environmental Inspection & Control	<b>34,967.00</b>	<b>CAPITAL OUTLAY TOTAL</b>	<b>121,449.72</b>	Transfer to Tax Title Liens or Foreclosed	
Other Public Safety				Ending Balance	<b>279,867.81</b>
<b>PUBLIC WORKS</b>		Public Enterprises		<b>PRIOR YEARS TAXES OUTSTANDING</b>	
Streets and Drainage	<b>278,601.94</b>	Recreation-Culture		Beginning Balance	<b>238,040.54</b>
Sewers and Sewage Processing		Public Works	<b>88,231.72</b>	Collected	<b>214,659.66</b>
Garbage and Trash Disposal	<b>823,201.00</b>	Buildings and Grounds	<b>33,218.00</b>	Cancelled, Abated or Adjusted	<b>23,363.20</b>
Public Buildings and Grounds	<b>84,981.00</b>	Library and Education		Transfers to Tax Title Liens or Foreclosed	
Other Public Works	<b>26,993.00</b>	Conservation		Ending Balance	<b>17.68</b>
<b>HEALTH and WELFARE</b>		All Other		<b>TAX TITLE LIENS OUTSTANDING</b>	
Health Services Except Environmental	<b>23,463.00</b>			Beginning Balance	
Welfare-Public Assistance	<b>3,623.00</b>	<b>CAPITAL DEBT AUTHORIZED, ENDING BALANCE</b>		Transfer From Taxes	
Hospital, Clinics, First Aid		<b>ISSUED AND UNISSUED</b>		Redeemed	
Animal, Insect, & Rodent Control		School	<b>3,031,363</b>	Cancelled, Abated or Adjusted	
Other Welfare Services		Self-Liquidating	<b>1,244,498</b>	Transfers to Foreclosed Property	
<b>RECREATION and CONSERVATION</b>		Other	<b>1,820,450</b>	Ending Balance	
Beaches and Boardwalks		Total	<b>6,096,311</b>	<b>PROPERTY ACQUIRED BY DEED OR FORECLOSURE</b>	
Parks, Playgrounds, Shade Trees		<b>ISSUED AND OUTSTANDING</b>		Beginning Balance	<b>9,975.00</b>
Land Reclamation & Conservation	<b>36,134.79</b>	School	<b>3,030,363.12</b>	Transfers From Taxes or Liens	
Other Recreational Services	<b>26,030.00</b>	Self-Liquidating	<b>1,016,498.47</b>	Sale for Cash	
<b>EDUCATION (excluding schools)</b>		Other	<b>1,820,450.00</b>	Cancelled, Abated or Adjusted	
Libraries	<b>109,353.00</b>	Total	<b>5,867,311.59</b>	Ending Balance	<b>9,975.00</b>
Other Educational Services		<b>EQUALIZED VALUATION BASIS</b>		<b>CURRENT FINANCES ENDING BALANCE</b>	
<b>STATUTORY EXPENDITURES</b>		<b>FOR NET DEBT COMPUTATION</b>	<b>319,227,088</b>	<b>ASSETS</b>	
Pensions & F. I. C. A.	<b>196,253.00</b>	<b>REAL PROPERTY VALUATIONS</b>		Cash	<b>1,823,542.26</b>
Employee Fringe Benefits	<b>313,256.00</b>	Code Class # of Parcels % VAL'N		Taxes Receivable	<b>279,885.49</b>
Other Statutory Expenditures	<b>8,800.00</b>	1 Vacant Land 92 1.37	<b>4,486,800.00</b>	Tax Title Liens	
<b>MUNICIPAL FUNCTIONS</b>	<b>4,090,476.18</b>	2 Residential 1599 79.32	<b>259,354,400.00</b>	Foreclosed Property	<b>9,975.00</b>
<b>CAPITAL IMPROVEMENTS</b>	<b>15,000.00</b>	3 Farm		Emergencies & Other Deferred Charges	
<b>DEBT SERVICE</b>		4a Commercial 128 11.31	<b>36,963,900.00</b>	State and Federal Aid Receivable	<b>7,571.00</b>
Principal Payments	<b>86,500.00</b>	4b Industrial 26 5.35	<b>17,484,700.00</b>	Other Receivables	<b>113,020.05</b>
Interest Payments	<b>70,636.64</b>	4c Apartments 8 2.65	<b>8,670,000.00</b>	Total	<b>2,233,993.80</b>
		Total 1853	<b>326,959,800.00</b>	<b>LIABILITIES, RESERVES, AND SURPLUS</b>	
<b>DEFERRED CHARGES</b>	<b>67.95</b>	Land Area 1.30 Sq. Miles		Cash Liabilities	<b>461,786.39</b>
<b>SCHOOL, COUNTY, SPECIAL DISTRICT TAXES</b>	<b>6,271,684.83</b>	Net Valuation Taxable-Municipal	<b>337,174,079</b>	Reserves for Receivables	<b>402,880.54</b>
<b>RESERVE FOR UNCOLLECTED TAXES</b>	<b>586,370.69</b>	Net Valuation Taxable-County	<b>329,368,918</b>	Surplus	<b>1,369,326.87</b>
<b>EXPENDITURES</b>	<b>11,105,736.29</b>	State Equalized Valuation	<b>319,659,481</b>	Total	<b>2,233,993.80</b>
		State Equalization Ratio	<b>105.66</b>		

\*Includes County Health Service Taxes or County Open Space Tax. See Table 13.

1909

Population 1990 2,566  
 Population 1994 2,812  
 S & P Rating  
 Moody Rating BAA1

General Tax Rate Per \$100 2.51  
 State Equalized Tax Rate 2.55

**HAMBURG BOROUGH - SUSSEX COUNTY**  
 Form of Government:  
**Borough Council**  
 Number of Members on Governing Body - 6

PER CAPITA: Gross Debt 1,362.79  
 Net Debt 890.75  
 Debt Service 16.37  
 Total Tax Levy 1,221.20  
 Municipal Expenditures 532.49

PER CENT: Gross Debt 2.95  
 Net Debt 1.93  
 Tax Levy Collected 91.96  
 Tax Levy Cancelled, Abated or Adjusted

EXPENDITURES-CURRENT YEAR		REVENUES REALIZED-CURRENT YEAR		PROPERTY TAXES-CURRENT YEAR	
<b>GENERAL GOVERNMENT</b>		<b>REVENUES REALIZED-CURRENT YEAR</b>		<b>STATE EQUALIZED TAX RATE</b>	
Governing Body & Public Boerds		Property Taxes Collected	3,169,789.37	Local District School Taxes	1.16 1,558,402.00
Municipal Clerk		Payments in Lieu of Taxes		Regional & Consolidated School Tax	.54 722,628.96
Financial Administration	23,000.00	Delinquent Tax & Lien Collections	238,154.37	School Taxes in Municipal Budget	
Assessment of Taxes	19,250.00	Business Personality Replacement Taxes	38,493.16	County Taxes	.42 * 565,036.71
Collection of Taxes	19,615.00	Taxes from Public Utilities	140,879.00	County Library Taxes	.04 47,777.84
Planning, Housing & Development	10,050.00	Other Miscellaneous Tax Revenues		Local Municipal Purpose Taxes	.40 539,144.96
Human Resources	81,259.00	State Aid Revenues	379,227.13	Veteran & Senior Citizen Taxes	
Elections	1,500.00	Federal Aid Revenues		Total Taxes for Rate Computation	2.56 3,451,290.47
General Administration (other)	238,485.00			Special District Taxes	
<b>JUDICIARY</b>		Sale of Acquired Property		Bank Corp. Taxes	
Municipal Courts	64,252.50	Other Miscellaneous Revenues	114,674.19	Added and Omitted Taxes	1,015.56
<b>PUBLIC SAFETY</b>		Total	4,081,217.22	Total Taxes Levied - ABSTRACT	3,434,006.03
Fire Protection	16,837.00	Prior Years Surplus Appropriated		Total Taxes Billed	3,447,094.90
Police Protection	341,663.20	REVENUES TOTAL	4,081,217.22	TAXES COLLECTED	3,169,789.37
Civil Defense & Disaster Control	1,800.00	Reserve For Uncollected Taxes	362,500.00	Taxes Cancelled, Abated or Adjusted	
Environmental Inspection & Control	15,900.00			Transfer to Tax Title Liens or Foreclosed	5,937.12
Other Public Safety		<b>CAPITAL OUTLAY TOTAL</b>	<b>19,102.76</b>	Ending Balance	271,368.41
<b>PUBLIC WORKS</b>				<b>PRIOR YEARS TAXES OUTSTANDING</b>	
Streets and Drainage	94,668.99	Public Enterprises		Beginning Balance	485,306.73
Sewers and Sewage Processing		Recreation-Culture		Collected	208,924.45
Garbage and Trash Disposal		Public Works		Cancelled, Abated or Adjusted	
Public Buildings and Grounds	31,251.00	Buildings and Grounds	19,102.76	Transfers to Tax Title Liens or Foreclosed	
Other Public Works		Library and Education		Ending Balance	276,382.27
<b>HEALTH and WELFARE</b>		Conservation		<b>TAX TITLE LIENS OUTSTANDING</b>	
Health Services Except Environmental	5,500.00	All Other		Beginning Balance	54,527.35
Welfare-Public Assistance	1,151.00			Transfer From Taxes	5,937.12
Hospital, Clinics, First Aid		<b>CAPITAL DEBT AUTHORIZED, ENDING BALANCE</b>		Redeemed	29,229.91
Animal, Insect, & Rodent Control	2.00	<b>ISSUED AND UNISSUED</b>		Cancelled, Abated or Adjusted	
Other Welfare Services		School	1,327,398	Transfers to Foreclosed Property	
<b>RECREATION and CONSERVATION</b>		Self-Liquidating	2,003,778	Ending Balance	31,234.56
Beeches and Boardwalks		Other	501,000	<b>PROPERTY ACQUIRED BY DEED OR FORECLOSURE</b>	
Perks, Playgrounds, Shede Trees	4,000.00	Total	3,832,176	Beginning Balance	
Land Reclamation & Conservation	18,500.00	<b>ISSUED AND OUTSTANDING</b>		Transfers From Taxes or Liens	
Other Recreational Services	901.00	School	1,327,398.76	Sale for Cash	
<b>EDUCATION (excluding schools)</b>		Self-Liquidating	1,990,500.00	Cancelled, Abated or Adjusted	
Libraries		Other	501,000.00	Ending Balance	
Other Educational Services		Total	3,818,898.76	<b>CURRENT FINANCES ENDING BALANCE</b>	
<b>STATUTORY EXPENDITURES</b>		<b>EQUALIZED VALUATION BASIS</b>		<b>ASSETS</b>	
Pensions & F. I. C. A.	60,500.00	<b>FOR NET DEBT COMPUTATION</b>	129,779,030	Cash	1,170,643.77
Employee Fringe Benefits		<b>REAL PROPERTY VALUATIONS</b>		Taxes Receivable	547,750.68
Other Statutory Expenditures	5,000.00	Code Class # of Parcels % VAL'N	ASSESSED VALUATION	Tax Title Liens	31,234.56
<b>MUNICIPAL FUNCTIONS TOTAL</b>	<b>1,055,085.69</b>	1 Vacent Land 391 3.74	5,100,500.00	Foreclosed Property	
<b>CAPITAL IMPROVEMENTS *MEMO*</b>	<b>5,000.00</b>	2 Residential 993 77.94	106,278,500.00	Emergencies & Other Deferred Charges	92,379.20
<b>DEBT SERVICE</b>		3 Farm 6 .25	339,100.00	State and Federal Aid Receivable	3,784.76
Principal Payments	30,000.00	4a Commercial 56 14.98	20,427,100.00	Other Receivables	81,032.93
Interest Payments	16,018.49	4b Industrial 4 2.79	3,800,400.00	Total	1,906,825.90
		4c Apartments 1 .30	414,900.00	<b>LIABILITIES, RESERVES, AND SURPLUS</b>	
		Total 1451	136,360,500.00	Cash Liabilities	1,180,595.42
<b>DEFERRED CHARGES</b>	<b>33,769.46</b>	Land Area 1.20 Sq. Miles		Reserves for Receivables	640,018.17
SCHOOL, COUNTY, SPECIAL DISTRICT TAXES	2,893,845.51	Net Valuation Taxable-Municipal	136,749,180	Surplus	86,212.31
RESERVE FOR UNCOLLECTED TAXES	362,500.00	Net Valuation Taxable-County	130,357,361	Total	1,906,825.90
<b>EXPENDITURES TOTAL</b>	<b>4,391,219.15</b>	State Equalized Valuation	134,707,533		
		State Equalization Ratio	101.52		

0112

Population 1990 **16,012**  
 Population 1994 **17,377**  
 S & P Rating  
 Moody Rating **A**

General Tax Rate Per \$100. **2.63**  
 State Equalized Tax Rate **2.37**

**HAMILTON TOWNSHIP - ATLANTIC CO.**

Form of Government:  
**Township Committee**

Number of Members on Governing Body - **5**

PER CAPITA: Gross Debt **3,499.22** PER CENT: Gross Debt **6.11**  
 Net Debt **1,395.79** Net Debt **2.44**  
 Debt Service **82.67** Tax Levy Collected **94.32**  
 Total Tax Levy **1,385.41** Tax Levy Cancelled, Abated or Adjusted  
 Municipal Expenditures **651.58** **1.24**

EXPENDITURES-CURRENT YEAR		REVENUES REALIZED-CURRENT YEAR		PROPERTY TAXES-CURRENT YEAR		
<b>GENERAL GOVERNMENT</b>		<b>REVENUES REALIZED-CURRENT YEAR</b>		<b>STATE EQUALIZED TAX RATE</b>		
Governing Body & Public Boards	28,262.00	Property Taxes Collected	22,714,754.88	Local District School Taxes	1.01 9,835,076.00	
Municipal Clerk	125,305.64	Payments in Lieu of Taxes		Regional & Consolidated School Tax	.56 5,420,961.56	
Financial Administration	149,500.34	Delinquent Tax & Lien Collections	2,146,679.91	School Taxes in Municipal Budget		
Assessment of Taxes	191,110.88	Business Personally Replacement Taxes	149,576.72	County Taxes	.48 * 4,632,285.55	
Collection of Taxes	187,369.04	Taxes from Public Utilities	2,731,912.00	County Library Taxes	.03 332,867.02	
Planning, Housing & Development	198,854.64	Other Miscellaneous Tax Revenues		Local Municipal Purpose Taxes	.28 2,756,893.04	
Human Resources	134,829.02	State Aid Revenues	941,143.35	Veteran & Senior Citizen Taxes	127,950.00	
Elections		Federal Aid Revenues		Total Taxes for Rate Computation	2.36 23,106,033.17	
General Administration (other)	1,509,232.78			Special District Taxes	908,500.00	
<b>JUDICIARY</b>		Sale of Acquired Property	52,175.00	Bank Corp. Taxes		
Municipal Courts	360,240.67	Other Miscellaneous Revenues	1,935,397.97	Added and Omitted Taxes	187,617.30	
<b>PUBLIC SAFETY</b>		Total	30,671,639.83	Total Taxes Levied - ABSTRACT	24,074,200.47	
Fire Protection	232,949.50	Prior Years Surplus Appropriated	2,000,000.00	Total Taxes Billed	24,082,225.25	
Police Protection	59,194.66	REVENUES TOTAL	32,671,639.83	TAXES COLLECTED	22,714,754.88	
Civil Defense & Disaster Control	51,182.00	Reserve For Uncollected Taxes	2,662,335.24	Taxes Cancelled, Abated or Adjusted	299,812.36	
Environmental Inspection & Control	141,316.00	<b>CAPITAL OUTLAY TOTAL</b>		Transfer to Tax Title Liens or Foreclosed	68,187.11	
Other Public Safety			1,177,542.48	Ending Balance	999,470.90	
<b>PUBLIC WORKS</b>		Public Enterprises		<b>PRIOR YEARS TAXES OUTSTANDING</b>		
Streets and Drainage	2,939,191.11	Recreation-Culture	48,414.84	Beginning Balance	2,064,955.27	
Sewers and Sewage Processing		Public Works	179,215.53	Collected	1,988,069.80	
Garbage and Trash Disposal		Buildings and Grounds	949,912.11	Cancelled, Abated or Adjusted	838.84	
Public Buildings and Grounds		Library and Education		Transfers to Tax Title Liens or Foreclosed	27,454.49	
Other Public Works	68,100.00	Conservation		Ending Balance	48,592.14	
<b>HEALTH and WELFARE</b>		All Other		<b>TAX TITLE LIENS OUTSTANDING</b>		
Health Services Except Environmental	10,842.00	<b>CAPITAL DEBT AUTHORIZED, ENDING BALANCE</b>		Beginning Balance	568,036.09	
Welfare-Public Assistance	32,661.60	ISSUED AND UNISSUED		Transfer From Taxes	102,566.12	
Hospital, Clinics, First Aid		SCHOOL	46,794,820	Redeemed	158,610.11	
Animal, Insect, & Rodent Control	20,700.00	Self-Liquidating		Cancelled, Abated or Adjusted		
Other Welfare Services	52,975.68	Other	14,011,116	Transfers to Foreclosed Property	74,553.33	
<b>RECREATION and CONSERVATION</b>		Total	60,805,937	Ending Balance	437,438.77	
Beeches and Boardwalks		<b>ISSUED AND OUTSTANDING</b>		<b>PROPERTY ACQUIRED BY DEED OR FORECLOSURE</b>		
Perks, Playgrounds, Shade Trees		SCHOOL	46,794,820.87	Beginning Balance	5,620,072.33	
Land Reclamation & Conservation	2,382.00	Self-Liquidating		Transfers From Taxes or Liens		
Other Recreational Services	56,202.00	Other	13,766,860.74	Sale for Cash	52,175.00	
<b>EDUCATION (excluding schools)</b>		Total	60,561,681.61	Cancelled, Abated or Adjusted	24,625.00	
Libraries		<b>EQUALIZED VALUATION BASIS</b>		Ending Balance	5,543,272.33	
Other Educational Services	4,922.00	<b>FOR NET DEBT COMPUTATION</b>		<b>CURRENT FINANCES ENDING BALANCE</b>		
<b>STATUTORY EXPENDITURES</b>		<b>REAL PROPERTY VALUATIONS</b>		<b>ASSETS</b>		
Pensions & F. I. C. A.	547,278.54	Code	Class	# of Percels	% VAL'N	ASSESSED VALUATION
Employee Fringe Benefits		1	Vacant Land	6532	7.74	66,794,200.00
Other Statutory Expenditures		2	Residential	5988	58.33	503,124,000.00
<b>MUNICIPAL FUNCTIONS</b>		3	Farm	320	1.39	12,033,493.00
TOTAL	7,104,602.10	4a	Commercial	209	27.38	236,162,141.00
<b>CAPITAL IMPROVEMENTS</b>		4b	Industrial	11	2.68	23,125,300.00
*MEMO*	5,000.00	4c	Apartments	12	2.47	21,347,700.00
<b>DEBT SERVICE</b>		Total	13072			862,586,834.00
Principal Payments	771,048.62	Land Area	113.40	Sq Miles		
Interest Payments	665,505.00	Net Valuation Taxable-Municipal				873,660,054
<b>DEFERRED CHARGES</b>		Net Valuation Taxable-County				964,871,397
SCHOOL, COUNTY, SPECIAL DISTRICT TAXES	119,021.62	State Equalized Valuation				968,970,870
RESERVE FOR UNCOLLECTED TAXES	2,662,335.24	State Equalization Ratio				90.05
EXPENDITURES TOTAL	32,452,202.71					

1103

Population 1990 86,553  
 Population 1994 86,857  
 S & P Rating AAA  
 Moody Rating A1

General Tax Rate Per \$100. 7.88  
 State Equalized Tax Rate 2.43

**HAMILTON TOWNSHIP - MERCER COUNTY**  
 Form of Government:  
**Mayor-Council Plan E (OMCL 50)**  
 Number of Members on Governing Body - 5

PER CAPITA:  
 Gross Debt 1,458.29  
 Net Debt 823.62  
 Debt Service 76.14  
 Total Tax Levy 1,256.91  
 Municipal Expenditures 683.55

PER CENT:  
 Gross Debt 2.97  
 Net Debt 1.68  
 Tax Levy Collected 95.70  
 Tax Levy Cancelled, Abated or Adjusted .79

EXPENDITURES-CURRENT YEAR		REVENUES REALIZED-CURRENT YEAR		PROPERTY TAXES-CURRENT YEAR	
<b>GENERAL GOVERNMENT</b>		<b>REVENUES REALIZED-CURRENT YEAR</b>		<b>PROPERTY TAXES-CURRENT YEAR</b>	
Governing Body & Public Boards	325,542.00	Property Taxes Collected	104,759,989.48	STATE EQUALIZED TAX RATE	2.43
Municipal Clerk	228,935.00	Payments in Lieu of Taxes	141,303.00	Local District School Taxes	1.31
Financial Administration	789,659.00	Delinquent Tax & Lien Collections	3,564,419.85	Regional & Consolidated School Tax	
Assessment of Taxes	247,136.00	Business Personalty Replacement Taxes	977,727.20	School Taxes in Municipal Budget	
Collection of Taxes	7,003.00	Taxes from Public Utilities	18,305,381.59	County Taxes	.57 *
Planning, Housing & Development	311,290.00	Other Miscellaneous Tax Revenues		County Library Taxes	
Human Resources	1,938,589.00	State Aid Revenues	6,390,482.66	Local Municipal Purpose Taxes	.55
Elections		Federal Aid Revenues	2,000.00	Veteran & Senior Citizen Taxes	
General Administration (other)	3,609,956.20			Total Taxes for Rate Computation	2.43
<b>JUDICIARY</b>		Sale of Acquired Property		Special District Taxes	
Municipal Courts	1,018,148.00	Other Miscellaneous Revenues	4,074,071.79	Bank Corp. Taxes	
<b>PUBLIC SAFETY</b>				Added and Omitted Taxes	
Fire Protection	15,000.00			Total Taxes Levied - ABSTRACT	109,171,012.30
Police Protection	10,185,398.80			Total Taxes Billed	109,465,939.63
Civil Defense & Disaster Control	7,270.00			TAXES COLLECTED	104,759,989.48
Environmental Inspection & Control	908,120.00			Taxes Cancelled, Abated or Adjusted	861,554.57
Other Public Safety				Transfer to Tax Title Liens or Foreclosed	73,553.35
<b>PUBLIC WORKS</b>				Ending Balance	3,770,842.23
Streets and Drainage	3,463,310.00			<b>PRIOR YEARS TAXES OUTSTANDING</b>	
Sewers and Sewage Processing				Beginning Balance	4,019,384.44
Garbage and Trash Disposal	5,839,860.00			Collected	3,462,794.70
Public Buildings and Grounds	3,447,108.00			Cancelled, Abated or Adjusted	305,495.05
Other Public Works	2,945,392.00			Transfers to Tax Title Liens or Foreclosed	4,475.93
<b>HEALTH and WELFARE</b>				Ending Balance	246,618.76
Health Services Except Environmental	1,637,425.00			<b>TAX TITLE LIENS OUTSTANDING</b>	
Welfare-Public Assistance	141,320.00			Beginning Balance	518,853.61
Hospital, Clinics, First Aid				Transfer From Taxes	80,952.81
Animal, Insect, & Rodent Control				Redeemed	101,625.15
Other Welfare Services				Cancelled, Abated or Adjusted	
<b>RECREATION and CONSERVATION</b>				Transfers to Foreclosed Property	
Beaches and Boardwalks				Ending Balance	498,181.27
Parks, Playgrounds, Shade Trees	9,920.00			<b>PROPERTY ACQUIRED BY DEED OR FORECLOSURE</b>	
Land Reclamation & Conservation	262,833.07			Beginning Balance	367,045.00
Other Recreational Services	395,431.00			Transfers From Taxes or Liens	
<b>EDUCATION (excluding schools)</b>				Sale for Cash	
Libraries	1,727,303.00			Cancelled, Abated or Adjusted	
Other Educational Services	9,675.00			Ending Balance	367,045.00
<b>STATUTORY EXPENDITURES</b>				<b>CURRENT FINANCES ENDING BALANCE</b>	
Pensions & F. I. C. A.	3,041,000.00			ASSETS	
Employee Fringe Benefits	4,544,199.00			Cash	11,613,179.09
Other Statutory Expenditures				Taxes Receivable	4,017,460.99
<b>MUNICIPAL FUNCTIONS</b>				Tax Title Liens	498,181.27
<b>TOTAL</b>	<b>47,056,820.07</b>			Foreclosed Property	367,045.00
<b>CAPITAL IMPROVEMENTS</b>	<b>*MEMO*</b>			Emergencies & Other Deferred Charges	575,000.00
<b>DEBT SERVICE</b>				State and Federal Aid Receivable	205,234.29
Principal Payments	4,308,411.43			Other Receivables	678,526.52
Interest Payments	2,305,010.98			Total	17,954,627.16
<b>DEFERRED CHARGES</b>				<b>LIABILITIES, RESERVES, AND SURPLUS</b>	
SCHOOL, COUNTY, SPECIAL DISTRICT TAXES	200,458.96			Cash Liabilities	5,453,477.13
RESERVE FOR UNCOLLECTED TAXES	85,791,239.30			Reserves for Receivables	5,561,213.78
<b>EXPENDITURES</b>	<b>TOTAL</b>			Surplus	6,939,936.25
	<b>145,161,940.72</b>			Total	17,954,627.16
		<b>REVENUES REALIZED-CURRENT YEAR</b>			
		Property Taxes Collected	104,759,989.48		
		Payments in Lieu of Taxes	141,303.00		
		Delinquent Tax & Lien Collections	3,564,419.85		
		Business Personalty Replacement Taxes	977,727.20		
		Taxes from Public Utilities	18,305,381.59		
		Other Miscellaneous Tax Revenues			
		State Aid Revenues	6,390,482.66		
		Federal Aid Revenues	2,000.00		
		Sale of Acquired Property			
		Other Miscellaneous Revenues	4,074,071.79		
		Total	138,215,375.57		
		Prior Years Surplus Appropriated	3,431,104.55		
		<b>REVENUES</b>	<b>TOTAL</b>		
		REVENUES	141,646,480.12		
		Reserve For Uncollected Taxes	5,500,000.00		
		<b>CAPITAL OUTLAY</b>	<b>TOTAL</b>		
		<b>CAPITAL OUTLAY</b>	<b>TOTAL</b>		
		Public Enterprises	1,715,493.94		
		Recreation-Culture	69,513.98		
		Public Works	1,903,891.08		
		Buildings and Grounds	1,979,028.45		
		Library and Education			
		Conservation			
		All Other			
		<b>CAPITAL DEBT AUTHORIZED, ENDING BALANCE</b>			
		<b>ISSUED AND UNISSUED</b>	<b>GROSS DEBT</b>	<b>NET DEBT</b>	
		School	6,237,000.00		
		Self-Liquidating	32,744,790.00	8,252,389.00	
		Other	87,680,726.00	63,267,618.00	
		Total	126,662,516.00	71,520,008.00	
		<b>ISSUED AND OUTSTANDING</b>			
		School		6,237,000.00	
		Self-Liquidating		22,510,000.00	
		Other		68,883,125.77	
		Total		97,630,125.77	
		<b>EQUALIZED VALUATION BASIS FOR NET DEBT COMPUTATION</b>			
		<b>EQUALIZED VALUATION BASIS FOR NET DEBT COMPUTATION</b>			
		<b>REAL PROPERTY VALUATIONS</b>			
		<b>REAL PROPERTY VALUATIONS</b>			
		Code Class # of Parcels % VAL'N		<b>ASSESSED VALUATION</b>	
		1 Vacant Land 1695 1.75		22,577,425.00	
		2 Residential 26427 76.94		994,246,950.00	
		3 Farm 258 .54		6,969,900.00	
		4a Commercial 1209 13.84		178,888,150.00	
		4b Industrial 70 3.24		41,834,990.00	
		4c Apartments 54 3.69		47,719,750.00	
		Total 29713		1,292,237,165.00	
		Land Area 39.38 Sq. Miles			
		Net Valuation Taxable-Municipal		1,306,132,582	
		Net Valuation Taxable-County		4,297,778,930	
		State Equalized Valuation		4,198,601,262	
		State Equalization Ratio		30.88	

**HAMMONTON TOWN - ATLANTIC COUNTY**

Population 1990 **12,208**  
 Population 1994 **12,350**  
 S & P Rating  
 Moody Rating **BAA1**

General Tax Rate Per \$100 **3.24**  
 State Equalized Tax Rate **2.38**

Form of Government

**Special Charter (P.L. 1866 c. 85)**

Number of Members on Governing Body - 7

PER CAPITA: Gross Debt **2,888.26** Net Debt **6.16**  
 PER CENT: Gross Debt **6.16** Net Debt **.89**  
 Debt Service **69.32** Tax Levy Collected **93.62**  
 Total Tax Levy **1,194.72** Tax Levy Cancelled, Abated or Adjusted **.30**  
 Municipal Expenditures **584.78**

EXPENDITURES-CURRENT YEAR		REVENUES REALIZED-CURRENT YEAR		PROPERTY TAXES-CURRENT YEAR	
<b>GENERAL GOVERNMENT</b>		<b>REVENUES REALIZED-CURRENT YEAR</b>		<b>STATE EQUALIZED TAX RATE</b> <b>1.30</b>	
Governing Body & Public Boards		Property Taxes Collected	<b>13,813,315.22</b>	Local District School Taxes	<b>7,986,404.00</b>
Municipal Clerk		Payments in Lieu of Taxes	<b>9,479.47</b>	Regional & Consolidated School Tax	
Financial Administration	<b>253,470.00</b>	Delinquent Tax & Lien Collections	<b>1,055,781.09</b>	School Taxes in Municipal Budget	
Assessment of Taxes	<b>56,050.00</b>	Business Personality Replacement Taxes	<b>197,737.08</b>	County Taxes	<b>.48 * 2,969,159.44</b>
Collection of Taxes	<b>15,500.00</b>	Taxes from Public Utilities	<b>802,467.00</b>	County Library Taxes	<b>.03 202,574.50</b>
Planning, Housing & Development	<b>18,216.00</b>	Other Miscellaneous Tax Revenues		Local Municipal Purpose Taxes	<b>.56 3,457,945.11</b>
Human Resources	<b>82,711.08</b>	State Aid Revenues	<b>1,093,125.60</b>	Veteran & Senior Citizen Taxes	<b>163,400.00</b>
Elections	<b>6,950.00</b>	Federal Aid Revenues		Total Taxes for Rate Computation	<b>2.37 14,779,483.05</b>
General Administration (other)	<b>733,958.22</b>			Special District Taxes	
<b>JUDICIARY</b>	<b>133,000.00</b>	Sale of Acquired Property		Bank Corp. Taxes	
Municipal Courts		Other Miscellaneous Revenues	<b>572,203.61</b>	Added and Omitted Taxes	<b>138,748.52</b>
<b>PUBLIC SAFETY</b>		Total	<b>17,544,109.07</b>	Total Taxes Levied - ABSTRACT	<b>14,754,831.57</b>
Fire Protection	<b>131,791.00</b>	Prior Years Surplus Appropriated	<b>462,600.00</b>	Total Taxes Billed	<b>14,754,831.57</b>
Police Protection	<b>1,524,335.67</b>	REVENUES TOTAL	<b>18,006,709.07</b>	TAXES COLLECTED	<b>13,813,315.22</b>
Civil Defense & Disaster Control		Reserve For Uncollected Taxes	<b>1,132,526.22</b>	Taxes Cancelled, Abated or Adjusted	<b>43,969.71</b>
Environmental Inspection & Control				Transfer to Tax Title Liens or Foreclosed	<b>81,316.31</b>
Other Public Safety		<b>CAPITAL OUTLAY TOTAL</b>	<b>3,801,240.42</b>	Ending Balance	
<b>PUBLIC WORKS</b>	<b>1,369,149.09</b>	Public Enterprises		<b>PRIOR YEARS TAXES OUTSTANDING</b>	
Streets and Drainage		Recreation-Culture	<b>61,585.73</b>	Beginning Balance	<b>1,034,744.44</b>
Sewers and Sewage Processing		Public Works	<b>3,529,707.55</b>	Collected	<b>1,020,460.95</b>
Garbage and Trash Disposal		Buildings and Grounds	<b>209,947.14</b>	Cancelled, Abated or Adjusted	
Public Buildings and Grounds	<b>72,080.00</b>	Library and Education		Transfers to Tax Title Liens or Foreclosed	
Other Public Works		Conservation		Ending Balance	<b>14,283.49</b>
<b>HEALTH and WELFARE</b>		All Other		TAX TITLE LIENS OUTSTANDING	
Health Services Except Environmental	<b>1,000.00</b>			Beginning Balance	<b>396,300.25</b>
Welfare-Public Assistance	<b>11,400.00</b>	<b>CAPITAL DEBT AUTHORIZED, ENDING BALANCE</b>		Transfer From Taxes	<b>81,316.31</b>
Hospital, Clinics, First Aid	<b>35,000.00</b>	ISSUED AND UNISSUED		Redeemed	<b>35,320.14</b>
Animal, Insect, & Rodent Control	<b>6,541.90</b>	School	<b>61,000</b>	Cancelled, Abated or Adjusted	
Other Welfare Services		Self-Liquidating	<b>30,474,557</b>	Transfers to Foreclosed Property	
<b>RECREATION and CONSERVATION</b>		Other	<b>5,134,418</b>	Ending Balance	<b>442,296.42</b>
Beeches and Boardwalks	<b>4,205.50</b>	Total	<b>35,669,976</b>	PROPERTY ACQUIRED BY DEED OR FORECLOSURE	
Parks, Playgrounds, Shade Trees	<b>32,900.00</b>	ISSUED AND OUTSTANDING		Beginning Balance	<b>12,281.00</b>
Land Reclamation & Conservation	<b>29,461.83</b>	School		Transfers From Taxes or Liens	
Other Recreational Services	<b>22,500.00</b>	Self-Liquidating	<b>3,644,144.84</b>	Sale for Cash	
<b>EDUCATION (excluding schools)</b>		Other	<b>4,539,748.41</b>	Cancelled, Abated or Adjusted	
Libraries		Total	<b>8,183,893.25</b>	Ending Balance	<b>12,281.00</b>
Other Educational Services		EQUALIZED VALUATION BASIS FOR NET DEBT COMPUTATION	<b>579,467,382</b>	<b>CURRENT FINANCES ENDING BALANCE</b>	
<b>STATUTORY EXPENDITURES</b>		REAL PROPERTY VALUATIONS		ASSETS	
Pensions & F. I. C. A.	<b>239,400.00</b>	Code Class # of Parcels % VAL'N ASSESSED VALUATION		Cash	<b>1,100,142.90</b>
Employee Fringe Benefits	<b>440,000.00</b>	1 Vacant Land 855 3.30 14,567,800.00		Taxes Receivable	<b>830,513.82</b>
Other Statutory Expenditures		2 Residential 3667 64.21 283,619,800.00		Tax Title Liens	<b>442,296.42</b>
<b>MUNICIPAL FUNCTIONS TOTAL</b>	<b>5,219,620.29</b>	3 Farm 641 4.49 19,834,400.00		Foreclosed Property	<b>12,281.00</b>
<b>CAPITAL IMPROVEMENTS *MEMO*</b>	<b>347,477.33</b>	4e Commercial 349 18.40 81,283,700.00		Emergencies & Other Deferred Charges	<b>41,488.80</b>
<b>DEBT SERVICE</b>		4b Industrial 33 7.71 34,060,500.00		State and Federal Aid Receivable	<b>746,238.37</b>
Principal Payments	<b>606,135.02</b>	4c Apartments 13 1.89 8,359,500.00		Other Receivables	<b>174,586.53</b>
Interest Payments	<b>249,930.00</b>	Total 5558 441,725,700.00		Total	<b>3,347,547.84</b>
<b>DEFERRED CHARGES</b>	<b>13,829.60</b>	Land Area 41.80 Sq. Miles		<b>LIABILITIES, RESERVES, AND SURPLUS</b>	
SCHOOL, COUNTY, SPECIAL DISTRICT TAXES	<b>11,158,137.94</b>	Net Valuation Taxable-Municipal	<b>450,670,724</b>	Cash Liabilities	<b>1,223,815.65</b>
RESERVE FOR UNCOLLECTED TAXES	<b>1,132,526.22</b>	Net Valuation Taxable-County	<b>587,196,480</b>	Reserves for Receivables	<b>1,459,677.77</b>
<b>EXPENDITURES TOTAL</b>	<b>18,380,179.07</b>	State Equalized Valuation	<b>611,407,790</b>	Surplus	<b>664,054.42</b>
		State Equalization Ratio	<b>73.32</b>	Total	<b>3,347,547.84</b>

\*Includes County Health Service Taxes or County Open Space Tax. See Table 13.

1013

Population 1990 1,515  
 Population 1994 1,574  
 S & P Rating  
 Moody Rating

General Tax Rate Per \$100. 2.89  
 State Equalized Tax Rate 2.50

HAMPTON BOROUGH - HUNTERDON CO.

Form of Government:

Borough Council

Number of Members on Governing Body - 6

PER CAPITA:

Gross Debt 1,084.34  
 Net Debt 371.09  
 Debt Service 22.58  
 Total Tax Levy 1,105.97  
 Municipal Expenditures 592.50

PER CENT:

Gross Debt 2.53  
 Net Debt .87  
 Tax Levy Collected 92.95  
 Tax Levy Cancelled, Abated or Adjusted .15

EXPENDITURES-CURRENT YEAR		REVENUES REALIZED-CURRENT YEAR		PROPERTY TAXES-CURRENT YEAR	
<b>GENERAL GOVERNMENT</b>		<b>REVENUES REALIZED-CURRENT YEAR</b>		<b>PROPERTY TAXES-CURRENT YEAR</b>	
Governing Body & Public Boards		Property Taxes Collected	1,619,328.57	STATE EQUALIZED TAX RATE	
Municipal Clerk		Payments in Lieu of Taxes	33,497.96	Local District School Taxes	1.35
Financial Administration	26,770.00	Delinquent Tax & Lien Collections	169,893.79	Regional & Consolidated School Tax	.37
Assessment of Taxes	5,937.00	Business Personalty Replacement Taxes	7,716.60	School Taxes in Municipal Budget	
Collection of Taxes	18,135.00	Taxes from Public Utilities	43,477.00	County Taxes	.28 *
Planning, Housing & Development	14,315.00	Other Miscellaneous Tax Revenues		County Library Taxes	.03
Human Resources	200.00	State Aid Revenues	91,700.81	Local Municipal Purpose Taxes	.47
Elections		Federal Aid Revenues		Veteran & Senior Citizen Taxes	
General Administration (other)	151,526.00			Total Taxes for Rate Computation	2.50
<b>JUDICIARY</b>		Sale of Acquired Property		Special District Taxes	
Municipal Courts	30,500.00	Other Miscellaneous Revenues	113,564.35	Bank Corp. Taxes	
<b>PUBLIC SAFETY</b>		Total	2,079,179.08	Added and Omitted Taxes	
Fire Protection	24,741.20	REVENUES TOTAL	2,293,964.91	Total Taxes Levied - ABSTRACT	1,740,804.55
Police Protection	22,500.00	Reserve For Uncollected Taxes	230,856.90	Total Taxes Billed	1,742,214.92
Civil Defense & Disaster Control	1,500.00	<b>CAPITAL OUTLAY TOTAL</b>	<b>101,990.88</b>	<b>TAXES COLLECTED</b>	<b>1,619,328.57</b>
Environmental Inspection & Control		Public Enterprises		Taxes Cancelled, Abated or Adjusted	2,615.45
Other Public Safety		Recreation-Culture		Transfer to Tax Title Liens or Foreclosed	23,375.93
<b>PUBLIC WORKS</b>		Public Works	101,990.88	Ending Balance	96,894.97
Streets and Drainage	122,426.70	Buildings and Grounds		<b>PRIOR YEARS TAXES OUTSTANDING</b>	
Sewers and Sewage Processing	2,500.00	Library and Education		Beginning Balance	148,810.03
Garbage and Trash Disposal	95,580.00	Conservation		Collected	144,208.12
Public Buildings and Grounds	41,800.00	All Other		Cancelled, Abated or Adjusted	
Other Public Works	29,000.00	<b>CAPITAL DEBT AUTHORIZED, ENDING BALANCE</b>		Transfers to Tax Title Liens or Foreclosed	
<b>HEALTH and WELFARE</b>		ISSUED AND UNISSUED		Ending Balance	4,601.91
Health Services Except Environmental	3,609.00	SCHOOL		<b>TAX TITLE LIENS OUTSTANDING</b>	
Welfare-Public Assistance	3,075.00	Self-Liquidating	1,194,945	Beginning Balance	109,384.87
Hospital, Clinics, First Aid	100.00	Other	511,800	Transfer From Taxes	23,375.93
Animal, Insect, & Rodent Control	1,975.00	Total	1,706,745	Redeemed	25,685.67
Other Welfare Services		<b>ISSUED AND OUTSTANDING</b>		Cancelled, Abated or Adjusted	
<b>RECREATION and CONSERVATION</b>		SCHOOL		Transfers to Foreclosed Property	
Beaches and Boardwalks		Self-Liquidating	972,445.31	Ending Balance	107,075.13
Perks, Playgrounds, Shade Trees	5,930.00	Other	153,000.00	<b>PROPERTY ACQUIRED BY DEED OR FORECLOSURE</b>	
Land Reclamation & Conservation	100.00	Total	1,125,445.31	Beginning Balance	252,000.00
Other Recreational Services	7,030.00	<b>EQUALIZED VALUATION BASIS FOR NET DEBT COMPUTATION</b>	<b>67,375,980</b>	Transfers From Taxes or Liens	
<b>EDUCATION (excluding schools)</b>		<b>REAL PROPERTY VALUATIONS</b>		Sale for Cash	
Libraries		Code Class # of Parcels % VAL'N	ASSESSED VALUATION	Cancelled, Abated or Adjusted	
Other Educational Services	500.00	1 Vacant Land 62 3.70	2,191,401.00	Ending Balance	252,000.00
<b>STATUTORY EXPENDITURES</b>		2 Residential 414 82.98	49,182,700.00	<b>CURRENT FINANCES ENDING BALANCE</b>	
Pensions & F. I. C. A.	17,261.00	3 Farm 25 3.06	1,812,740.00	ASSETS	
Employee Fringe Benefits	35,000.00	4a Commercial 18 4.93	2,919,700.00	Cash	770,774.91
Other Statutory Expenditures	750.00	4b Industrial 2 .92	544,100.00	Taxes Receivable	101,496.88
<b>MUNICIPAL FUNCTIONS</b>		4c Apartments 6 4.42	2,619,500.00	Tax Title Liens	107,075.13
<b>CAPITAL IMPROVEMENTS</b>		Total 527	59,270,141.00	Foreclosed Property	252,000.00
<b>DEBT SERVICE</b>		Land Area 1.40 Sq. Miles		Emergencies & Other Deferred Charges	9,851.09
Principal Payments	29,800.00	Net Valuation Taxable-Municipal	59,789,742	State and Federal Aid Receivable	4,289.49
Interest Payments	5,734.12	Net Valuation Taxable-County	61,079,298	Other Receivables	1,840.87
<b>DEFERRED CHARGES</b>		State Equalized Valuation	69,143,129	Total	1,247,328.37
SCHOOL, COUNTY, SPECIAL DISTRICT TAXES	1,400,513.22	State Equalization Ratio	86.37	<b>LIABILITIES, RESERVES, AND SURPLUS</b>	
RESERVE FOR UNCOLLECTED TAXES	230,856.90			Cash Liabilities	335,574.24
<b>EXPENDITURES TOTAL</b>	<b>2,333,110.75</b>			Reserves for Receivables	462,412.88
				Surplus	449,341.25
				Total	1,247,328.37

1910

Population 1990 4,438  
 Population 1994 4,611  
 S & P Rating  
 Moody Rating A

General Tax Rate Per \$100 2.24  
 State Equalized Tax Rate 2.34

**HAMPTON TOWNSHIP - SUSSEX COUNTY**  
 Form of Government:  
**Township Committee**  
 Number of Members on Governing Body - 5

PER CAPITA:  
 Gross Debt 676.86  
 Net Debt 345.04  
 Debt Service 30.93  
 Total Tax Levy 1,561.96  
 Municipal Expenditures 562.76

PER CENT:  
 Gross Debt 1.03  
 Net Debt .52  
 Tax Levy Collected 94.05  
 Tax Levy Cancelled, Abated or Adjusted .65

EXPENDITURES-CURRENT YEAR		REVENUES REALIZED-CURRENT YEAR		PROPERTY TAXES-CURRENT YEAR	
<b>GENERAL GOVERNMENT</b>		<b>REVENUES REALIZED-CURRENT YEAR</b>		<b>STATE EQUALIZED TAX RATE</b>	
Governing Body & Public Boards		Property Taxes Collected	6,800,851.06	Local District School Taxes	.89 2,717,498.00
Municipal Clerk		Payments in Lieu of Taxes		Regional & Consolidated School Tax	.63 1,926,873.49
Financial Administration	49,000.00	Delinquent Tax & Lien Collections	435,639.57	School Taxes in Municipal Budget	
Assessment of Taxes	43,800.00	Business Personalty Replacement Taxes	46,064.36	County Taxes	.42 * 1,273,477.56
Collection of Taxes	57,500.00	Taxes from Public Utilities	277,506.00	County Library Taxes	.04 114,486.91
Planning, Housing & Development	49,000.00	Other Miscellaneous Tax Revenues		Local Municipal Purpose Taxes	.37 1,139,125.00
Human Resources	7,402.00	State Aid Revenues	230,128.39	Veteran & Senior Citizen Taxes	35,050.00
Elections		Federal Aid Revenues		Total Taxes for Rate Computation	2.35 7,206,510.96
General Administration (other)	218,021.00			Special District Taxes	
<b>JUDICIARY</b>		Sale of Acquired Property		Bank Corp. Taxes	
Municipal Courts	51,003.00	Other Miscellaneous Revenues	364,132.00	Added end Omitted Taxes	30,727.01
<b>PUBLIC SAFETY</b>		Total	8,154,321.38	Total Taxes Levied - ABSTRACT	7,202,187.97
Fire Protection	126,962.00	Prior Years Surplus Appropriated	483,162.00	Total Taxes Billed	7,231,222.26
Police Protection	22,500.01	<b>REVENUES TOTAL</b>	<b>8,637,483.38</b>	<b>TAXES COLLECTED</b>	<b>6,800,851.06</b>
Civil Defense & Disaster Control	6,200.00	Reserve For Uncollected Taxes	571,373.00	Taxes Cancelled, Abated or Adjusted	46,733.26
Environmental Inspection & Control	72,450.00	<b>CAPITAL OUTLAY TOTAL</b>	<b>780,972.01</b>	Transfer to Tax Title Liens or Foreclosed	18,720.96
Other Public Safety				Ending Balance	364,916.99
<b>PUBLIC WORKS</b>		Public Enterprises		<b>PRIOR YEARS TAXES OUTSTANDING</b>	
Streets end Drainage	582,311.30	Recreation-Culture		Beginning Balance	533,506.13
Sewers and Sewage Processing		Public Works	81,800.67	Collected	388,306.24
Garbage end Trash Disposal	373,002.28	Buildings end Grounds	699,171.34	Cancelled, Abated or Adjusted	83,643.17
Public Buildings end Grounds	38,000.00	Librery end Education		Transfers to Tex Title Liens or Foreclosed	4,779.83
Other Public Works		Conservation		Ending Balance	56,776.89
<b>HEALTH and WELFARE</b>		All Other		<b>TAX TITLE LIENS OUTSTANDING</b>	
Health Services Except Environmental	9,755.14			Beginning Balance	120,183.54
Welfare-Public Assistance	3,201.00	<b>CAPITAL DEBT AUTHORIZED, ENDING BALANCE</b>		Transfer From Taxes	17,091.22
Hospital, Clinics, First Aid		<b>ISSUED AND UNISSUED GROSS DEBT NET DEBT</b>		Redeemed	47,333.33
Animal, Insect, & Rodent Control	4,502.00	School 1,530,000		Cancelled, Abated or Adjusted	
Other Wellare Services		Self-Liquidating		Transfers to Foreclosed Property	47,941.55
<b>RECREATION end CONSERVATION</b>		Other 1,591,000	1,591,000	Ending Balance	41,999.88
Beeches end Boerdwelks		Total 3,121,000	1,591,000	<b>PROPERTY ACQUIRED BY DEED OR FORECLOSURE</b>	
Perks, Playgrounds, Shede Trees	13,151.00	<b>ISSUED AND OUTSTANDING</b>		Beginning Balance	848,002.41
Land Reclamation & Conservation	4,950.00	School 1,530,000.00		Transfers From Taxes or Liens	55,108.76
Other Recreational Services	27,500.00	Self-Liquidating		Sale for Cash	
<b>EDUCATION (excluding schools)</b>		Other 1,591,000.00	1,591,000.00	Cancelled, Abated or Adjusted	21,761.17
Libraries		Total 3,121,000.00	3,121,000.00	Ending Balance	881,350.00
Other Educational Services		<b>EQUALIZED VALUATION BASIS FOR NET DEBT COMPUTATION</b>	304,171,207	<b>CURRENT FINANCES ENDING BALANCE ASSETS</b>	
<b>STATUTORY EXPENDITURES</b>		<b>REAL PROPERTY VALUATIONS</b>		Cash	1,621,186.21
Pensions & F. I. C. A.	48,471.57	Code Class # of Parcels % VAL'N ASSESSED VALUATION		Taxes Receivable	421,693.87
Employee Fringe Benefits	71,000.00	1 Vacant Land 1017 5.72 18,211,060.00		Tax Title Liens	41,999.88
Other Statutory Expenditures	1,200.00	2 Residential 1736 74.38 236,695,800.00		Foreclosed Property	881,350.00
<b>MUNICIPAL FUNCTIONS TOTAL</b>	<b>1,880,879.30</b>	3 Farm 322 6.14 19,552,175.00		Emergencies & Other Deferred Charges	
<b>CAPITAL IMPROVEMENTS *MEMO*</b>	<b>100,000.00</b>	4a Commercial 63 13.60 43,260,600.00		State end Federal Aid Receivable	46,745.24
<b>DEBT SERVICE</b>		4b Industrial 2 .15 485,000.00		Other Receivables	2,804.20
Principal Payments	74,000.00	4c Apartments		Total	3,015,779.40
Interest Payments	68,630.01	Total 3140 318,204,635.00		<b>LIABILITIES, RESERVES, AND SURPLUS</b>	
<b>DEFERRED CHARGES</b>		Land Area 24.95 Sq Miles		Cash Liabilities	476,757.44
SCHOOL, COUNTY, SPECIAL DISTRICT TAXES	6,032,335.96	Net Valuation Taxable-Municipal	319,922,011	Reserves for Receivables	1,347,847.95
RESERVE FOR UNCOLLECTED TAXES	571,373.00	Net Valuation Taxable-County	304,497,900	Surplus	1,191,174.01
<b>EXPENDITURES TOTAL</b>	<b>8,627,218.27</b>	State Equalized Valuation	306,452,709	Total	3,015,779.40
		State Equalization Ratio	104.42		

\*Includes County Health Service Taxes or County Open Space Tax. See Table 13.

HANOVER TOWNSHIP - MORRIS COUNTY

PER CAPITA

PER CENT:

Population 1990 11,538  
 Population 1994 12,310  
 S & P Rating  
 Moody Rating

General Tax Rate Per \$100. 3.02  
 State Equalized Tax Rate 1.63

Form of Government:  
 Township Committee

Number of Members on Governing Body - 5

Gross Debt 530.39  
 Net Debt 33.53  
 Debt Service  
 Total Tax Levy 2,398.51  
 Municipal Expenditures 940.88  
 Gross Debt 1.37  
 Net Debt .02  
 Tax Levy Collected 97.74  
 Tax Levy Cancelled, Abated or Adjusted .67

EXPENDITURES-CURRENT YEAR		REVENUES REALIZED-CURRENT YEAR			PROPERTY TAXES-CURRENT YEAR	
<b>GENERAL GOVERNMENT</b>		<b>REVENUES REALIZED-CURRENT YEAR</b>			<b>PROPERTY TAXES-CURRENT YEAR</b>	
Governing Body & Public Boards		Property Taxes Collected		STATE EQUALIZED TAX RATE		
Municipal Clerk		Payments in Lieu of Taxes	28,891,717.22	Local District School Taxes	.86	11,487,259.50
Financial Administration	97,490.00	Delinquent Tax & Lien Collections	750,078.40	Regional & Consolidated School Tax	.35	5,995,498.14
Assessment of Taxes	59,245.00	Business Personalty Replacement Taxes	906,911.72	School Taxes in Municipal Budget		
Collection of Taxes	92,865.00	Taxes from Public Utilities	1,409,423.00	County Taxes	.32	* 5,626,374.53
Planning, Housing & Development	68,745.00	Other Miscellaneous Tax Revenues		County Library Taxes		
Human Resources	52,347.15	State Aid Revenues	371,889.66	Local Municipal Purpose Taxes	.30	5,201,026.61
Elections		Federal Aid Revenues		Veteran & Senior Citizen Taxes		96,400.00
General Administration (other)	1,406,675.00			Total Taxes for Rate Computation	1.63	28,406,558.78
<b>JUDICIARY</b>		Sale of Acquired Property		Special District Taxes		844,800.00
Municipal Courts	73,225.00	Other Miscellaneous Revenues	1,311,286.96	Bank Corp. Taxes		
<b>PUBLIC SAFETY</b>				Added and Omitted Taxes		370,670.38
Fire Protection	6,290.00	Total	33,641,306.96	Total Taxes Levied - ABSTRACT		29,525,629.16
Police Protection	1,898,692.00	Prior Years Surplus Appropriated	2,900,000.00	Total Taxes Billed		29,560,888.05
Civil Defense & Disaster Control	17,815.00	<b>REVENUES TOTAL</b>	<b>36,541,306.96</b>	<b>TAXES COLLECTED</b>		<b>28,891,717.22</b>
Environmental Inspection & Control	182,270.00	Reserva For Uncollected Taxes	2,144,636.61	Taxes Cancelled, Abated or Adjusted		196,995.37
Other Public Safety		<b>CAPITAL OUTLAY TOTAL</b>	<b>1,190,539.40</b>	Transfer to Tax Title Liens or Foreclosed		47,063.27
<b>PUBLIC WORKS</b>				Ending Balance		425,112.19
Streets and Drainage	1,790,175.35	Public Enterprises	1,092.40	<b>PRIOR YEARS TAXES OUTSTANDING</b>		
Sewers and Sewage Processing	23,000.00	Recreation-Culture	126,100.69	Beginning Balance		444,377.52
Garbage and Trash Disposal	1,059,395.00	Public Works	730,415.67	Collected		430,470.53
Public Buildings and Grounds	223,820.00	Buildings and Grounds	332,930.64	Cancelled, Abated or Adjusted		1,477.05
Other Public Works	50,000.00	Library and Education		Transfers to Tax Title Liens or Forclosed		667.38
<b>HEALTH and WELFARE</b>		Conservation		Ending Balance		11,762.56
Health Services Except Environmental	232,311.00	All Other		<b>TAX TITLE LIENS OUTSTANDING</b>		
Welfare-Public Assistance	6,885.00			Beginning Balance		423,903.84
Hospital, Clinics, First Aid		<b>CAPITAL DEBT AUTHORIZED, ENDING BALANCE</b>		Transfer From Taxes		47,825.61
Animal, Insect, & Rodent Control	17,132.00	<b>ISSUED AND UNISSUED</b>		Redeamed		317,887.70
Other Wellara Services		School	5,959,103	Cancelled, Abated or Adjusted		
<b>RECREATION and CONSERVATION</b>		Self-Liquidating	570,000	Transfers to Foreclosed Property		12,653.36
Beaches and Boardwalks		Other		Ending Balance		141,188.39
Parks, Playgrounds, Shede Trees	380,585.00	Total	6,529,103	<b>PROPERTY ACQUIRED BY DEED OR FORECLOSURE</b>		
Land Reclamation & Conservation	12,753.90	<b>ISSUED AND OUTSTANDING</b>		Beginning Balance		241,421.69
Other Recraational Services	249,825.00	School	5,959,103.44	Transfers From Taxes or Liens		12,653.36
<b>EDUCATION (excluding schools)</b>		Self-Liquidating	370,000.00	Sale for Cash		
Libraries	147,000.00	Other		Cancelled, Abated or Adjusted		82,950.05
Other Educational Services	5,700.00	Total	6,329,103.44	Ending Balance		171,125.00
<b>STATUTORY EXPENDITURES</b>		<b>EQUALIZED VALUATION BASIS FOR NET DEBT COMPUTATION</b>		<b>CURRENT FINANCES ENDING BALANCE</b>		
Pensions & F. I. C. A.	537,400.00	<b>REAL PROPERTY VALUATIONS</b>		<b>ASSETS</b>		
Employea Fringa Banafits	746,000.00	Code Class # of Parcels % VAL'N		Cash		6,396,803.70
Other Statutory Expenditures		1 Vacant Land 263 4.95	45,197,200.00	Texas Receivable		436,874.75
<b>MUNICIPAL FUNCTIONS</b>		2 Residential 4158 49.02	447,525,050.00	Tax Title Liens		141,188.39
<b>CAPITAL IMPROVEMENTS</b>		3 Farm 2	7,600.00	Foreclosed Property		171,125.00
<b>DEBT SERVICE</b>		4e Commercial 189 20.78	189,704,100.00	Emergencies & Other Delarred Cherges		
Principal Payments		4b Industrial 102 24.74	225,852,900.00	State and Federal Aid Recavalble		
Interest Payments		4c Apartments 5 .51	4,613,400.00	Other Receivables		13,243.86
<b>DEFERRED CHARGES</b>		Total 4719	912,900,250.00	Total		7,159,235.70
<b>SCHOOL, COUNTY, SPECIAL DISTRICT TAXES</b>		Land Area 10.80 Sq Miles		<b>LIABILITIES, RESERVES, AND SURPLUS</b>		
<b>RESERVE FOR UNCOLLECTED TAXES</b>		Net Valuation Taxable-Municipal	935,157,405	Cash Liabilities		3,372,517.88
<b>EXPENDITURES</b>		Net Valuation Taxable-County	1,856,622,296	Reserves for Receivables		762,432.00
TOTAL	9,437,641.40	State Equalized Valuation	1,713,126,297	Surplus		3,024,285.82
	*MEMO*	State Equalization Ratio	53.99	Total		7,159,235.70

1413

Population 1990 3,640  
 Population 1994 3,729  
 S & P Rating  
 Moody Rating

General Tax Rate Per \$100 1.26  
 State Equalized Tax Rate .91

**HARDING TOWNSHIP - MORRIS COUNTY**  
 Form of Government:  
**Township Committee**  
 Number of Members on Governing Body - 5

PER CAPITA: PER CENT:  
 Gross Debt 1,373.72 Gross Debt .53  
 Net Debt 1,351.73 Net Debt .52  
 Debt Service 114.81 Tax Levy Collected 97.09  
 Total Tax Levy 2,441.63 Tax Levy Cancelled, Abated or Adjusted .23  
 Municipal Expenditures 1,141.28

EXPENDITURES-CURRENT YEAR		REVENUES REALIZED-CURRENT YEAR		PROPERTY TAXES-CURRENT YEAR	
<b>GENERAL GOVERNMENT</b>		<b>REVENUES REALIZED-CURRENT YEAR</b>		<b>STATE EQUALIZED TAX RATE</b>	
Governing Body & Public Boards		Property Taxes Collected	8,907,700.69	Local District School Taxes	.33 3,274,341.00
Municipal Clerk		Payments in Lieu of Taxes		Regional & Consolidated School Tax	
Financial Administration	41,327.94	Delinquent Tax & Lien Collections	282,331.50	School Taxes in Municipal Budget	
Assessment of Taxes	30,666.52	Business Personalty Replacement Taxes	18,701.36	County Taxes	.31 * 3,102,268.66
Collection of Taxes	46,655.54	Taxes from Public Utilities	405,208.00	County Library Taxes	
Planning, Housing & Development	122,200.00	Other Miscellaneous Tax Revenues		Local Municipal Purpose Taxes	.27 2,704,939.50
Human Resources	88,727.00	State Aid Revenues	127,669.79	Veteran & Senior Citizen Taxes	17,150.00
Elections		Federal Aid Revenues		Total Taxes for Rate Computation	.91 9,098,699.16
General Administration (other)	593,845.62			Special District Taxes	
<b>JUDICIARY</b>		Sale of Acquired Property		Bank Corp. Taxes	
Municipal Courts	94,135.33	Other Miscellaneous Revenues	431,201.40	Added and Omitted Taxes	23,288.84
<b>PUBLIC SAFETY</b>		Total	10,172,812.74	Total Taxes Levied - ABSTRACT	9,104,838.00
Fire Protection	13,786.10	Prior Years Surplus Appropriated	600,000.00	Total Taxes Billed	9,174,324.67
Police Protection	921,704.20	<b>REVENUES TOTAL</b>	<b>10,772,812.74</b>	<b>TAXES COLLECTED</b>	<b>8,907,700.69</b>
Civil Defense & Disaster Control	3,000.00	Reserve For Uncollected Taxes	543,016.80	Taxes Cancelled, Abated or Adjusted	21,438.87
Environmental Inspection & Control	83,500.00			Transfer to Tax Title Liens or Foreclosed	4,494.53
Other Public Safety		<b>CAPITAL OUTLAY TOTAL</b>	<b>1,174,043.84</b>	Ending Balance	240,690.58
<b>PUBLIC WORKS</b>		Public Enterprises		<b>PRIOR YEARS TAXES OUTSTANDING</b>	
Streets and Drainage	438,189.44	Recreation-Culture		Beginning Balance	285,352.78
Sewers and Sewage Processing	16,709.96	Public Works	150,215.98	Collected	282,331.50
Garbage and Trash Disposal	45,000.00	Buildings and Grounds	1,023,827.86	Cancelled, Abated or Adjusted	
Public Buildings and Grounds	88,000.00	Library and Education		Transfers to Tax Title Liens or Foreclosed	
Other Public Works		Conservation		Ending Balance	3,021.28
<b>HEALTH and WELFARE</b>		All Other		<b>TAX TITLE LIENS OUTSTANDING</b>	
Health Services Except Environmental	144,000.00			Beginning Balance	36,019.77
Welfare-Public Assistance	1,000.00	<b>CAPITAL DEBT AUTHORIZED, ENDING BALANCE</b>		Transfer From Taxes	4,494.53
Hospital, Clinics, First Aid		ISSUED AND UNISSUED		Redeemed	
Animal, Insect, & Rodent Control	5,000.00	School		Cancelled, Abated or Adjusted	
Other Welfare Services		Sell-Liquidating		Transfers to Foreclosed Property	
<b>RECREATION and CONSERVATION</b>		Other	5,122,607	Ending Balance	40,514.30
Beaches and Boardwalks		Total	5,122,607	<b>PROPERTY ACQUIRED BY DEED OR FORECLOSURE</b>	
Perks, Playgrounds, Shade Trees		ISSUED AND OUTSTANDING		Beginning Balance	
Land Reclamation & Conservation	15,214.52	School		Transfers From Taxes or Liens	
Other Recreational Services	4,000.00	Sell-Liquidating		Sale for Cash	
<b>EDUCATION (excluding schools)</b>		Other	4,355,174.37	Cancelled, Abated or Adjusted	
Libraries	20,000.00	Total	4,355,174.37	Ending Balance	
Other Educational Services	1,500.00	<b>EQUALIZED VALUATION BASIS FOR NET DEBT COMPUTATION</b>	<b>972,086,481</b>	<b>CURRENT FINANCES ENDING BALANCE</b>	
<b>STATUTORY EXPENDITURES</b>		<b>REAL PROPERTY VALUATIONS</b>		<b>ASSETS</b>	
Pensions & F. I. C. A.	202,924.00	Code Class # of Parcels % VAL'N ASSESSED VALUATION		Cash	1,493,380.30
Employee Fringe Benefits	263,600.00	1 Vacant Land 197 4.25 30,584,200.00		Taxes Receivable	243,711.86
Other Statutory Expenditures		2 Residential 1323 83.65 601,496,700.00		Tax Title Liens	40,514.30
<b>MUNICIPAL FUNCTIONS TOTAL</b>	<b>3,284,686.17</b>	3 Farm 190 5.96 42,889,595.00		Foreclosed Property	
<b>CAPITAL IMPROVEMENTS *MEMO*</b>	<b>62,000.00</b>	4e Commercial 42 5.55 39,933,100.00		Emergencies & Other Deferred Charges	
<b>DEBT SERVICE</b>		4b Industrial 3 .58 4,187,100.00		State and Federal Aid Receivable	1,180.26
Principal Payments	341,686.68	4c Apartments		Other Receivables	322.19
Interest Payments	86,450.61	Total	1755 719,090,695.00	Total	1,779,108.91
<b>DEFERRED CHARGES</b>		Land Area 20.50 Sq Miles		<b>LIABILITIES, RESERVES, AND SURPLUS</b>	
SCHOOL, COUNTY, SPECIAL DISTRICT TAXES	6,376,609.66	Net Valuation Taxable-Municipal	720,553,995	Cash Liabilities	671,933.65
RESERVE FOR UNCOLLECTED TAXES	543,016.80	Net Valuation Taxable-County	978,044,366	Reserves for Receivables	284,548.35
<b>EXPENDITURES TOTAL</b>	<b>10,632,449.92</b>	State Equalized Valuation	999,368,788	Surplus	822,626.91
		State Equalization Ratio	72.06	Total	1,779,108.91

\*Includes County Health Service Taxes or County Open Space Tax. See Table 13.

2109  
 Population 1990 1,235  
 Population 1994 1,354  
 S & P Rating BBB+  
 Moody Rating

General Tax Rate Per \$100. 2.06  
 State Equalized Tax Rate 2.09

**HARDWICK TOWNSHIP - WARREN CO.**  
 Form of Government:  
**Township Committee**  
 Number of Members on Governing Body - 3

PER CAPITA: Gross Debt 778.21 PER CENT: Gross Debt 1.14  
 Net Debt 398.52 Net Debt .58  
 Debt Service 14.88 Tax Levy Collected 89.39  
 Total Tax Levy 1,406.44 Tax Levy Cancelled, Abated  
 Municipal Expenditures 514.56 or Adjusted .73

EXPENDITURES-CURRENT YEAR		REVENUES REALIZED-CURRENT YEAR		PROPERTY TAXES-CURRENT YEAR	
<b>GENERAL GOVERNMENT</b>		<b>Property Taxes Collected</b>		<b>STATE EQUALIZED TAX RATE</b>	
Governing Body & Public Boards				Local District School Taxes	.46
Municipal Clerk				Regional & Consolidated School Tax	.72
Financial Administration	21,009.71	Property Taxes Collected	1,703,566.71	School Taxes in Municipal Budget	
Assessment of Taxes	13,348.00	Payments in Lieu of Taxes		County Taxes	.69 *
Collection of Taxes	9,965.00	Delinquent Tax & Lien Collections	211,597.97	County Library Taxes	.06
Planning, Housing & Development	29,576.00	Business Personalty Replacement Taxes	8,734.56	Local Municipal Purpose Taxes	.15
Human Resources	4,000.00	Taxes from Public Utilities	92,173.00	Veteran & Senior Citizen Taxes	
Elections		Other Miscellaneous Tax Revenues		Total Taxes for Rate Computation	2.08
General Administration (other)	115,549.75	State Aid Revenues	68,222.69	Special District Taxes	
<b>JUDICIARY</b>		Federal Aid Revenues		Bank Corp. Taxes	
Municipal Courts	7,500.00	Sale of Acquired Property		Added and Omitted Taxes	
<b>PUBLIC SAFETY</b>		Other Miscellaneous Revenues		Total Taxes Levied - ABSTRACT	1,904,316.65
Fire Protection	8,556.00			Total Taxes Billed	1,905,714.38
Police Protection	5,067.28			<b>TAXES COLLECTED</b>	1,703,566.71
Civil Defense & Disaster Control	1,600.00			Taxes Cancelled, Abated or Adjusted	13,820.50
Environmental Inspection & Control	15,850.00			Transfer to Tax Title Liens or Foreclosed	4,056.59
Other Public Safety				Ending Balance	184,270.58
<b>PUBLIC WORKS</b>		<b>CAPITAL OUTLAY</b>	<b>TOTAL</b>	<b>PRIOR YEARS TAXES OUTSTANDING</b>	
Streets and Drainage	163,540.00		652,412.84	Beginning Balance	199,087.81
Sewers and Sewage Processing		Public Enterprises		Collected	197,867.21
Garbage and Trash Disposal	8,700.00	Recreation-Culture		Cancelled, Abated or Adjusted	429.32
Public Buildings and Grounds	5,536.61	Public Works	26,000.00	Transfers to Tax Title Liens or Foreclosed	
Other Public Works	6,034.90	Buildings and Grounds	626,412.84	Ending Balance	791.28
<b>HEALTH and WELFARE</b>		Library and Education		<b>TAX TITLE LIENS OUTSTANDING</b>	
Health Services Except Environmental	550.00	Conservation		Beginning Balance	26,061.80
Welfare-Public Assistance	353.51	All Other		Transfer From Taxes	6,944.83
Hospital, Clinics, First Aid				Redeemed	13,730.73
Animal, Insect, & Rodent Control	2,900.00			Cancelled, Abated or Adjusted	
Other Welfare Services				Transfers to Foreclosed Property	
<b>RECREATION and CONSERVATION</b>		<b>CAPITAL DEBT AUTHORIZED, ENDING BALANCE</b>		Ending Balance	19,275.90
Beaches and Boardwalks		<b>ISSUED AND UNISSUED</b>		<b>PROPERTY ACQUIRED BY DEED OR</b>	
Perks, Playgrounds, Shade Trees		<b>SCHOOL</b>		<b>FORECLOSURE</b>	
Land Reclamation & Conservation	933.51			Beginning Balance	
Other Recreational Services				Transfers From Taxes or Liens	
<b>EDUCATION (excluding schools)</b>		<b>ISSUED AND OUTSTANDING</b>		Sale for Cash	
Libraries	500.00			Cancelled, Abated or Adjusted	
Other Educational Services	1,000.00			Ending Balance	
<b>STATUTORY EXPENDITURES</b>		<b>EQUALIZED VALUATION BASIS</b>		<b>CURRENT FINANCES ENDING BALANCE</b>	
Pensions & F. I. C. A.	11,041.39	<b>FOR NET DEBT COMPUTATION</b>		<b>ASSETS</b>	
Employee Fringe Benefits	8,265.95			Cash	356,753.05
Other Statutory Expenditures	800.00			Taxes Receivable	185,985.03
<b>MUNICIPAL FUNCTIONS</b>		<b>REAL PROPERTY VALUATIONS</b>		Tax Title Liens	19,275.90
<b>CAPITAL IMPROVEMENTS</b>				Foreclosed Property	
<b>DEBT SERVICE</b>				Emergencies & Other Deferred Charges	
Principal Payments	8,000.00			State and Federal Aid Receivable	59,000.00
Interest Payments	12,142.17			Other Receivables	2,725.86
<b>DEFERRED CHARGES</b>				Total	623,739.84
SCHOOL, COUNTY, SPECIAL DISTRICT TAXES	7,600.00			<b>LIABILITIES, RESERVES, AND SURPLUS</b>	
RESERVE FOR UNCOLLECTED TAXES	1,737,870.53			Cash Liabilities	93,020.93
<b>EXPENDITURES</b>				Reserves for Receivables	245,144.37
	2,434,590.31			Surplus	285,574.54
				Total	623,739.84

\*Includes County Health Service Taxes or County Open Space Tax. See Table 13.

1911

Population 1990 5,275  
 Population 1994 5,770  
 S & P Rating  
 Moody Rating

General Tax Rate Per \$100 5.14  
 State Equalized Tax Rate 2.70

**HARDYSTON TOWNSHIP - SUSSEX CO.**  
 Form of Government:  
**Special Charter (P.L. 1985 c. 327)**  
 Number of Members on Governing Body - 3

PER CAPITA:  
 Gross Debt 1,016.07  
 Net Debt 365.93  
 Debt Service 66.03  
 Total Tax Levy 1,634.26  
 Municipal Expenditures 695.01  
 PER CENT:  
 Gross Debt 1.68  
 Net Debt .60  
 Tax Levy Collected 94.67  
 Tax Levy Cancelled, Abated or Adjusted .82

EXPENDITURES-CURRENT YEAR		REVENUES REALIZED-CURRENT YEAR		PROPERTY TAXES-CURRENT YEAR	
<b>GENERAL GOVERNMENT</b>		<b>REVENUES REALIZED-CURRENT YEAR</b>		<b>STATE EQUALIZED TAX RATE</b>	
Governing Body & Public Boards		Property Taxes Collected	8,914,886.56	Local District School Taxes	.95 3,304,036.00
Municipal Clerk		Payments in Lieu of Taxes		Regional & Consolidated School Tax	.63 2,187,522.00
Financial Administration	62,120.00	Delinquent Tax & Lien Collections	420,764.67	School Taxes in Municipal Budget	
Assessment of Taxes	54,195.00	Business Personalty Replacement Taxes	43,946.68	County Taxes	.45 * 1,576,519.78
Collection of Taxes	144,425.00	Taxes from Public Utilities	360,652.07	County Library Taxes	.04 131,705.87
Planning, Housing & Development	47,680.00	Other Miscellaneous Tax Revenues		Local Municipal Purpose Taxes	.64 2,229,889.00
Human Resources	78,961.00	State Aid Revenues	313,823.80	Veteran & Senior Citizen Taxes	
Elections	2,200.00	Federal Aid Revenues		Total Taxes for Rate Computation	2.71 9,466,472.65
General Administration (other)	588,740.00			Special District Taxes	
<b>JUDICIARY</b>		Sale of Acquired Property		Bank Corp. Taxes	
Municipal Courts	65,000.00	Other Miscellaneous Revenues	392,993.28	Added end Omitted Taxes	
<b>PUBLIC SAFETY</b>		Total	10,447,067.06	Total Taxes Levied - ABSTRACT	9,429,672.65
Fire Protection	60,251.00	Prior Years Surplus Appropriated	500,000.00	Total Taxes Billed	9,436,949.07
Police Protection	968,905.11	<b>REVENUES TOTAL</b>	<b>10,947,067.06</b>	<b>TAXES COLLECTED</b>	<b>8,914,886.56</b>
Civil Defense & Disaster Control	4,875.00	Reserve For Uncollected Taxes	686,015.00	Taxes Cancelled, Abated or Adjusted	77,253.74
Environmental Inspection & Control	49,290.00			Transfer to Tax Title Liens or Foreclosed	14,837.15
Other Public Safety		<b>CAPITAL OUTLAY TOTAL</b>	<b>540,902.44</b>	Ending Balance	429,971.62
<b>PUBLIC WORKS</b>				<b>PRIOR YEARS TAXES OUTSTANDING</b>	
Streets end Drainage	501,599.89	Public Enterprises		Beginning Balance	549,384.79
Sewers end Sewage Processing		Recreation-Culture		Collected	397,171.99
Garbage end Trash Disposal	3,200.00	Public Works		Cancelled, Abated or Adjusted	2,294.25
Public Buildings end Grounds	83,000.00	Buildings end Grounds	540,902.44	Transfers to Tax Title Liens or Foreclosed	3,260.25
Other Public Works	36,000.00	Library end Education		Ending Balance	146,658.30
<b>HEALTH end WELFARE</b>		Conservation		<b>TAX TITLE LIENS OUTSTANDING</b>	
Health Services Except Environmental	5,725.00	All Other		Beginning Balance	55,264.19
Welfare-Public Assistance	3,155.00			Transfer From Taxes	18,379.72
Hospital, Clinics, First Aid		<b>CAPITAL DEBT AUTHORIZED, ENDING BALANCE</b>		Redeemed	23,592.68
Animal, Insect, & Rodent Control	8,965.00	<b>ISSUED AND UNISSUED</b>		Cancelled, Abated or Adjusted	
Other Welfare Services		School	3,751,295	Transfers to Foreclosed Property	
<b>RECREATION end CONSERVATION</b>		Self-Liquidating		Ending Balance	50,051.23
Beeches end Boerdwells		Other	2,111,400	<b>PROPERTY ACQUIRED BY DEED OR FORECLOSURE</b>	
Parks, Playgrounds, Shede Trees		Total	5,862,695	Beginning Balance	14,700.00
Land Reclamation & Conservation		<b>ISSUED AND OUTSTANDING</b>		Transfers From Taxes or Liens	
Other Recreational Services	20,200.00	School	3,751,295.66	Sale for Cash	
<b>EDUCATION (excluding schools)</b>		Self-Liquidating		Cancelled, Abated or Adjusted	
Libraries		Other	2,035,400.00	Ending Balance	14,700.00
Other Educational Services		Total	5,786,695.66	<b>CURRENT FINANCES ENDING BALANCE</b>	
<b>STATUTORY EXPENDITURES</b>		<b>EQUALIZED VALUATION BASIS FOR NET DEBT COMPUTATION</b>		<b>ASSETS</b>	
Pensions & F. I. C. A.	146,220.00		349,163,567	Cash	1,231,285.73
Employee Fringe Benefits		<b>REAL PROPERTY VALUATIONS</b>		Taxes Receivable	576,629.92
Other Statutory Expenditures	3,000.00	Code Class # of Parcels % VAL'N	ASSESSED VALUATION	Tax Title Liens	50,051.23
<b>MUNICIPAL FUNCTIONS</b>		1 Vacant Land 536 9.53	17,349,400.00	Foreclosed Property	14,700.00
<b>CAPITAL IMPROVEMENTS</b>		2 Residential 2017 72.75	132,454,425.00	Emergencies & Other Deterred Charges	
<b>DEBT SERVICE</b>		3 Farm 175 3.50	6,374,350.00	State end Federal Aid Receivable	10,167.74
Prinipel Payments	316,014.00	4a Commercial 103 9.17	16,703,400.00	Other Receivables	75,112.88
Interest Payments	64,988.03	4b Industriat 15 2.33	4,239,000.00	Total	1,957,947.50
		4c Apartments 4 2.72	4,949,100.00	<b>LIABILITIES, RESERVES, AND SURPLUS</b>	
		Total 2850	182,069,675.00	Cash Liabilities	287,697.64
<b>DEFERRED CHARGES</b>		Land Area 32.50 Sq Miles		Reserves for Receivables	716,494.03
SCHOOL, COUNTY, SPECIAL DISTRICT TAXES	5,465.68	Net Valuation Taxable-Municipal	183,241,728	Surplus	953,755.83
SCHOOL, COUNTY, SPECIAL DISTRICT TAXES	7,199,783.65	Net Valuation Taxable-County	350,919,460	Total	1,957,947.50
RESERVE FOR UNCOLLECTED TAXES	686,015.00	State Equalized Valuation	347,971,434		
EXPENDITURES	11,209,973.36	State Equalization Ratio	52.50		
<b>TOTAL</b>	<b>2,937,707.00</b>				
<b>* MEMO *</b>	<b>13,500.00</b>				

2110

Population 1990 2,653  
 Population 1994 2,705  
 S & P Rating  
 Moody Rating

General Tax Rate Per \$100. 1.84  
 State Equalized Tax Rate 1.92

**HARMONY TOWNSHIP - WARREN COUNTY**  
 Form of Government:  
**Township Committee**  
 Number of Members on Governing Body - 3

PER CAPITA:  
 Gross Debt 14.65  
 Net Debt 14.65  
 Debt Service 1.38  
 Total Tax Levy 2,358.21  
 Municipal Expenditures 485.83

PER CENT:  
 Gross Debt .01  
 Net Debt .01  
 Tax Levy Collected 97.39  
 Tax Levy Cancelled, Abated or Adjusted

EXPENDITURES-CURRENT YEAR		REVENUES REALIZED-CURRENT YEAR			PROPERTY TAXES-CURRENT YEAR	
<b>GENERAL GOVERNMENT</b>		<b>REVENUES REALIZED-CURRENT YEAR</b>			<b>PROPERTY TAXES-CURRENT YEAR</b>	
Governing Body & Public Boards		Property Taxes Collected	6,233,963.34		STATE EQUALIZED TAX RATE	1.09
Municipal Clerk		Payments in Lieu of Taxes			Local District School Taxes	3,619,006.00
Financial Administration	29,200.00	Delinquent Tax & Lien Collections	213,437.97		Regional & Consolidated School Tax	
Assessment of Taxes	18,930.00	Business Personalty Replacement Taxes	60,062.28		School Taxes in Municipal Budget	
Collection of Taxes	20,291.00	Taxes from Public Utilities	145,463.00		County Taxes	* 2,265,878.00
Planning, Housing & Development	68,153.00	Other Miscellaneous Tax Revenues			County Library Taxes	205,933.25
Human Resources	6,283.00	State Aid Revenues	199,592.44		Local Municipal Purpose Taxes	278,000.00
Elections		Federal Aid Revenues			Veteran & Senior Citizen Taxes	29,350.00
General Administration (other)	218,231.00				Total Taxes for Rate Computation	6,398,167.25
<b>JUDICIARY</b>		Sale of Acquired Property	193,277.11		Special District Taxes	
Municipal Courts	31,500.00	Other Miscellaneous Revenues	7,045,796.14		Bank Corp. Taxes	
<b>PUBLIC SAFETY</b>		Total	7,045,796.14		Added and Omitted Taxes	10,150.64
Fire Protection	33,482.00	Prior Years Surplus Appropriated	608,959.72		Total Taxes Levied - ABSTRACT	6,378,967.89
Police Protection	14,231.99	<b>REVENUES TOTAL</b>	<b>7,654,755.86</b>		Total Taxes Billed	6,401,087.56
Civil Defense & Disaster Control	16,456.00	Reserve For Uncollected Taxes	439,460.00		<b>TAXES COLLECTED</b>	<b>6,233,963.34</b>
Environmental Inspection & Control		<b>CAPITAL OUTLAY TOTAL</b>	<b>253,044.66</b>		Taxes Cancelled, Abated or Adjusted	
Other Public Safety		Public Enterprises			Transfer to Tax Title Liens or Foreclosed	16,360.71
<b>PUBLIC WORKS</b>		Recreation-Culture			Ending Balance	150,763.51
Streets and Drainage	294,643.45	Public Works	44,571.94		<b>PRIOR YEARS TAXES OUTSTANDING</b>	
Sewers and Sewage Processing		Buildings and Grounds	208,472.72		Beginning Balance	184,996.97
Garbage and Trash Disposal	25,000.00	Library and Education			Collected	175,572.11
Public Buildings and Grounds	15,000.00	Conservation			Cancelled, Abated or Adjusted	529.13
Other Public Works		All Other			Transfers to Tax Title Liens or Foreclosed	
<b>HEALTH and WELFARE</b>		<b>CAPITAL DEBT AUTHORIZED, ENDING BALANCE</b>			Ending Balance	8,895.73
Health Services Except Environmental	3,000.00	ISSUED AND UNISSUED	GROSS DEBT	NET DEBT	<b>TAX TITLE LIENS OUTSTANDING</b>	
Welfare-Public Assistance	1,530.00	School			Beginning Balance	131,065.61
Hospital, Clinics, First Aid		Self-Liquidating			Transfer From Taxes	16,360.71
Animal, Insect, & Rodent Control	5,500.00	Other	39,629	39,629	Redeemed	37,865.86
Other Welfare Services		Total	39,629	39,629	Cancelled, Abated or Adjusted	.20
<b>RECREATION and CONSERVATION</b>		ISSUED AND OUTSTANDING			Transfers to Foreclosed Property	
Beeches and Boardwalks		School			Ending Balance	109,560.26
Perks, Playgrounds, Shade Trees	12,000.00	Self-Liquidating			<b>PROPERTY ACQUIRED BY DEED OR</b>	
Land Reclamation & Conservation	3,040.00	Other			<b>FORECLOSURE</b>	
Other Recreational Services		Total			Beginning Balance	8,380.00
<b>EDUCATION (excluding schools)</b>					Transfers From Taxes or Liens	
Libraries					Sale for Cash	
Other Educational Services	500.00				Cancelled, Abated or Adjusted	
<b>STATUTORY EXPENDITURES</b>					Ending Balance	8,380.00
Pensions & F. I. C. A.	32,000.00	<b>EQUALIZED VALUATION BASIS</b>			<b>CURRENT FINANCES ENDING BALANCE</b>	
Employee Fringe Benefits	20,000.00	<b>FOR NET DEBT COMPUTATION</b>	<b>328,438,620</b>		<b>ASSETS</b>	
Other Statutory Expenditures	2,000.00	<b>REAL PROPERTY VALUATIONS</b>			Cash	1,681,826.78
		<b>Code Class # of Parcels % VAL'N</b>	<b>ASSESSED VALUATION</b>		Taxes Receivable	161,639.04
<b>MUNICIPAL FUNCTIONS</b>	<b>TOTAL</b>	1 Vacant Land 320 3.88	13,449,220.00		Tax Title Liens	109,560.26
<b>CAPITAL IMPROVEMENTS</b>	<b>* MEMO *</b>	2 Residential 915 32.80	113,595,750.00		Foreclosed Property	8,380.00
<b>DEBT SERVICE</b>		3 Farm 325 4.77	16,523,032.00		Emergencies & Other Deterred Charges	
Principal Payments	3,731.00	4e Commercial 42 6.01	20,820,865.00		State and Federal Aid Receivable	
Interest Payments		4b Industrial 11 52.49	181,778,600.00		Other Receivables	1,817.05
		4c Apartments 1 .04	155,000.00		Total	1,963,223.13
		Total 1614	346,322,467.00		<b>LIABILITIES, RESERVES, AND SURPLUS</b>	
<b>DEFERRED CHARGES</b>		Land Area 24.00 Sq. Miles			Cash Liabilities	443,740.38
SCHOOL, COUNTY, SPECIAL DISTRICT TAXES	6,090,817.25	Net Valuation Taxable-Municipal	347,333,527		Reserves for Receivables	281,396.35
RESERVE FOR UNCOLLECTED TAXES	439,460.00	Net Valuation Taxable-County	344,326,220		Surplus	1,238,086.40
<b>EXPENDITURES</b>	<b>TOTAL</b>	State Equalized Valuation	332,515,288		Total	1,963,223.13
		State Equalization Ratio	104.67			

0224

Population 1990 4,623  
 Population 1994 4,832  
 S & P Rating A+  
 Moody Rating A1

General Tax Rate Per \$100. 2.63  
 State Equalized Tax Rate 2.33

**HARRINGTON PARK BORO. - BERGEN CO.**  
 Form of Government:  
**Borough Council**  
 Number of Members on Governing Body - 6

PER CAPITA: Gross Debt 876.98 PER CENT: Gross Debt .99  
 Net Debt 671.00 Net Debt .76  
 Debt Service 115.15 Tax Levy Collected 98.72  
 Total Tax Levy 2,075.38 Tax Levy Cancelled, Abated or Adjusted .10  
 Municipal Expenditures 837.33

EXPENDITURES-CURRENT YEAR		REVENUES REALIZED-CURRENT YEAR			PROPERTY TAXES-CURRENT YEAR	
<b>GENERAL GOVERNMENT</b>		<b>REVENUES REALIZED-CURRENT YEAR</b>			<b>STATE EQUALIZED TAX RATE</b>	
Governing Body & Public Boards		Property Taxes Collected		Local District School Taxes	1.03	4,409,707.00
Municipal Clerk		Payments in Lieu of Taxes		Regional & Consolidated School Tax	.48	2,039,077.55
Financial Administration	37,447.00	Delinquent Tax & Lien Collections	145,147.00	School Taxes in Municipal Budget		
Assessment of Taxes	12,818.00	Business Personalty Replacement Taxes	11,710.00	County Taxes	.29 *	1,259,836.82
Collection of Taxes	32,586.00	Taxes from Public Utilities	351,218.00	County Library Taxes		
Planning, Housing & Development	16,156.00	Other Miscellaneous Tax Revenues		Local Municipal Purpose Taxes	.53	2,281,839.00
Human Resources	116,748.00	State Aid Revenues	297,494.00	Veteran & Senior Citizen Taxes		23,650.00
Elections		Federal Aid Revenues		Total Taxes for Rate Computation	2.33	10,014,110.37
General Administration (other)	207,155.00			Special District Taxes		
<b>JUDICIARY</b>		Sale of Acquired Property		Bank Corp. Taxes		
Municipal Courts	50,919.00	Other Miscellaneous Revenues	403,654.00	Added and Omitted Taxes		37,775.00
<b>PUBLIC SAFETY</b>				Total Taxes Levied - ABSTRACT		10,028,235.37
Fire Protection	112,948.00	Prior Years Surplus Appropriated	730,000.00	Total Taxes Billed		10,056,106.00
Police Protection	835,043.00	<b>REVENUES TOTAL</b>	<b>11,866,423.00</b>	<b>TAXES COLLECTED</b>		<b>9,927,200.00</b>
Civil Defense & Disaster Control	100.00	Reserve For Uncollected Taxes	200,000.00	Taxes Cancelled, Abated or Adjusted		10,348.00
Environmentat Inspection & Control	36,391.00			Transfer to Tax Title Liens or Foreclosed		3,364.00
Other Public Selety		<b>CAPITAL OUTLAY TOTAL</b>	<b>224,079.00</b>	Ending Balance		115,214.00
<b>PUBLIC WORKS</b>				<b>PRIOR YEARS TAXES OUTSTANDING</b>		
Streets end Drainage	298,317.00	Public Enterprises		Beginning Balance		148,544.00
Sewers end Sewage Processing	260,063.00	Recreation-Culture	7,487.00	Collected		144,735.00
Gerbage end Tresh Disposal	418,440.00	Public Works	81,728.00	Cancelled, Abated or Adjusted		745.00
Public Buildings end Grounds	5,570.00	Buildings end Grounds	134,864.00	Transfers to Tax Title Liens or Foreclosed		3,064.00
Other Public Works	29,175.00	Librery end Education		Ending Baiaace		
<b>HEALTH and WELFARE</b>		Conservation		<b>TAX TITLE LIENS OUTSTANDING</b>		
Health Services Except Environmental	28,970.00	All Other		Beginning Baiaace		3,459.00
Wellere-Public Assistance	596.00			Transfer From Taxes		6,428.00
Hospital, Clinics, First Aid		<b>CAPITAL DEBT AUTHORIZED, ENDING BALANCE</b>		Redeemed		412.00
Animal, Insect, & Rodent Control	2,806.00	<b>ISSUED AND UNISSUED</b>		Cancelled, Abated or Adjusted		
Other Wellare Services		School	995,310	Transfers to Foreclosed Property		
<b>RECREATION end CONSERVATION</b>		Self-Liquidating		Ending Balance		9,475.00
Beeches end Boardwalks		Other	3,242,262	<b>PROPERTY ACQUIRED BY DEED OR FORECLOSURE</b>		
Perks, Playgrounds, Shede Trees	14,375.00	Total	4,237,572	Beginning Balance		59,720.00
Land Reclamation & Conservation	179,366.00	<b>ISSUED AND OUTSTANDING</b>		Transfers From Taxes or Liens		
Other Recreational Services		School		Sale for Cash		
<b>EDUCATION (excluding schools)</b>		Self-Liquidating		Cancelled, Abated or Adjusted		
Libraries	142,883.00	Other	2,990,000.00	Ending Balance		59,720.00
Other Educational Services	2,466.00	Total	3,985,010.00	<b>CURRENT FINANCES ENDING BALANCE</b>		
<b>STATUTORY EXPENDITURES</b>		<b>EQUALIZED VALUATION BASIS FOR NET DEBT COMPUTATION</b>		<b>ASSETS</b>		
Pensions & F. I. C. A.	153,408.00	<b>REAL PROPERTY VALUATIONS</b>		Cash		2,982,536.00
Employee Fringe Benefits	274,986.00	<b>Code Class # of Percels % VAL'N ASSESSED VALUATION</b>		Taxes Receivable		115,214.00
Other Statutory Expenditures		1 Vacant Land 62 3.42 13,012,900.00		Tax Title Liens		9,475.00
<b>MUNICIPAL FUNCTIONS TOTAL</b>	<b>3,269,732.00</b>	2 Residential 1494 93.01 353,826,200.00		Foreclosed Property		59,720.00
<b>CAPITAL IMPROVEMENTS *MEMO*</b>	<b>10,000.00</b>	3 Farm		Emergencies & Other Delerred Charges		2,000.00
<b>DEBT SERVICE</b>		4e Commerciat 22 3.57 13,591,400.00		State end Federal Aid Receivable		
Principal Payments	385,000.00	4b Industrial		Other Receivables		628,779.00
Interest Payments	171,406.00	4c Apartments		Total		3,797,724.00
<b>DEFERRED CHARGES</b>	<b>19,845.00</b>	Total 1578 380,430,500.00		<b>LIABILITIES, RESERVES, AND SURPLUS</b>		
<b>SCHOOL, COUNTY, SPECIAL DISTRICT TAXES</b>	<b>7,708,621.37</b>	Land Area 2.04 Sq. Miles		Cash Liabilities		1,829,017.00
<b>RESERVE FOR UNCOLLECTED TAXES</b>	<b>200,000.00</b>	Net Valuation Taxable-Municipal	380,925,903	Reserves for Receivables		793,188.00
<b>EXPENDITURES TOTAL</b>	<b>11,754,604.37</b>	Net Valuation Taxable-County	436,968,360	Surplus		1,175,519.00
		State Equalized Valuation	429,052,911	Total		3,797,724.00
		State Equalization Ratio	88.77			

\*Includes County Health Service Taxes or County Open Space Tax. See Table 13.

Population 1990 13,425  
 Population 1994 13,270  
 S & P Rating  
 Moody Rating A

General Tax Rate Par \$100. 2.98  
 State Equalized Tax Rate 2.61

HARRISON TOWN - HUDSON COUNTY  
 Form of Government:  
**Town Council**  
 Number of Members on Governing Body - 9

PER CAPITA:  
 Gross Debt 694.67  
 Net Debt 335.07  
 Debt Service 66.44  
 Total Tax Levy 1,179.00  
 Municipal Expenditures 1,474.14

PER CENT:  
 Gross Debt 1.53  
 Net Debt .74  
 Tax Levy Collected 95.85  
 Tax Levy Cancelled, Abated or Adjusted .17

EXPENDITURES-CURRENT YEAR		REVENUES REALIZED-CURRENT YEAR			PROPERTY TAXES-CURRENT YEAR	
<b>GENERAL GOVERNMENT</b>		<b>REVENUES REALIZED-CURRENT YEAR</b>			<b>STATE EQUALIZED TAX RATE</b>	
Governing Body & Public Boerda	14,500.00	Property Taxes Collected	14,995,712.28	Local District School Taxes	1.19	7,129,071.00
Municipal Clerk	262,250.00	Payments in Lieu of Taxes	53,353.07	Regional & Consolidated School Tax		
Financial Administration	280,350.00	Delinquent Tax & Lien Collections	911,484.33	School Taxes in Municipal Budget	.09	537,500.00
Assessment of Taxes	277,860.00	Business Personalty Replacement Taxes	1,109,919.03	County Taxes	.70	* 4,171,100.52
Collection of Taxes	107,000.00	Taxes from Public Utilities	6,730,110.00	County Library Taxes		
Planning, Housing & Development	27,000.00	Other Miscellaneous Tax Revenues		Local Municipal Purpose Taxes	.63	3,793,163.12
Human Resources	150,507.95	State Aid Revenues	3,213,450.40	Veteran & Senior Citizen Taxes		68,950.00
Elections	9,600.00	Federal Aid Revenues		Total Taxes for Rate Computation	2.61	15,699,784.64
General Administration (other)	753,750.00			Special District Taxes		
<b>JUDICIARY</b>	255,000.00	Sale of Acquired Property		Bank Corp. Taxes		
Municipal Courts		Other Miscellaneous Revenues	2,436,666.67	Added and Omitted Taxes		14,523.99
<b>PUBLIC SAFETY</b>	3,445,176.00	Total	29,450,695.78	Total Taxes Levied - ABSTRACT		15,645,358.63
Fire Protection	3,414,478.12	Prior Years Surplus Appropriated	1,850,000.00	Total Taxes Billed		15,645,693.04
Police Protection	7,500.00	<b>REVENUES</b>	<b>31,300,695.78</b>	<b>TAXES COLLECTED</b>		<b>14,995,712.28</b>
Civil Defense & Disaster Control	166,750.00	Reserve For Uncollected Taxes	1,066,000.00	Taxes Cancelled, Abated or Adjusted		27,100.17
Environmental Inspection & Control	34,600.00	<b>CAPITAL OUTLAY</b>	<b>TOTAL 2,367,633.01</b>	Transfer to Tax Title Liens or Foreclosed		
Other Public Safety		Public Enterprises		Ending Balance		622,880.59
<b>PUBLIC WORKS</b>	1,567,439.79	Recreation-Cultura	45,545.33	<b>PRIOR YEARS TAXES OUTSTANDING</b>		
Streets and Drainage	1,078,500.00	Public Works	150,488.58	Beginning Balance		1,151,034.37
Sewers and Sewage Processing	741,000.00	Buildings and Grounds	1,739,744.50	Collected		849,120.50
Public Buildings and Grounds	355,000.00	Library and Education	431,854.60	Cancelled, Abated or Adjusted		138,818.28
Other Public Works		Conservation		Transfers to Tax Title Liens or Foreclosed		
<b>HEALTH and WELFARE</b>	314,034.00	All Other		Ending Balance		163,095.59
Health Services Except Environmental	56,800.00	<b>CAPITAL DEBT AUTHORIZED, ENDING BALANCE</b>		<b>TAX TITLE LIENS OUTSTANDING</b>		
Welfare-Public Assistance	15,500.00	ISSUED AND UNISSUED		Beginning Balance		123,360.03
Hospital, Clinics, First Aid	8,500.00	School	4,636,897	Transfer From Taxes		
Animal, Insect, & Rodent Control		Self-Liquidating	135,000	Redeemad		62,363.83
Other Welfare Services		Other	4,446,400	Cancelled, Abated or Adjusted		
<b>RECREATION and CONSERVATION</b>	317,500.00	Total	9,218,297	Transfers to Foreclosed Property		
Beaches and Boardwalks	31,000.00	<b>ISSUED AND OUTSTANDING</b>		Ending Balance		60,996.20
Perks, Playgrounds, Shada Traes	336,500.00	School	4,636,897.00	<b>PROPERTY ACQUIRED BY DEED OR</b>		
Land Reclamation & Conservation		Self-Liquidating		<b>FORECLOSURE</b>		
Other Recreational Services		Other	4,182,775.00	Beginning Balance		71,700.00
<b>EDUCATION (excluding schools)</b>	205,000.00	Total	8,819,672.00	Transfers From Taxes or Liens		
Libraries	3,500.00	<b>EQUALIZED VALUATION BASIS</b>		Sale for Cash		
Other Educational Services		<b>FOR NET DEBT COMPUTATION</b>		Cancelled, Abated or Adjusted		
<b>STATUTORY EXPENDITURES</b>	1,212,100.00	<b>REAL PROPERTY VALUATIONS</b>		Ending Balance		71,700.00
Pensions & F. I. C. A.	2,160,500.00	Code Class # of Parcels % VAL'N		<b>CURRENT FINANCES ENDING BALANCE</b>		
Employee Fringe Benefits		1 Vacant Land 81 .85		<b>ASSETS</b>		
Other Statutory Expenditures		2 Residential 1927 49.14		Cash		4,778,128.79
<b>MUNICIPAL FUNCTIONS</b>	17,609,195.86	3 Farm		Texas Receivable		785,976.18
<b>CAPITAL IMPROVEMENTS</b>	50,000.00	4a Commercial 276 12.89		Tax Title Liens		60,996.20
<b>DEBT SERVICE</b>	495,000.00	4b Industrial 80 32.73		Foreclosed Property		71,700.00
Principal Payments	386,652.40	4c Apartments 75 4.39		Emergencies & Other Deferred Charges		
Interest Payments	712,373.15	Total 2439		State and Federal Aid Receivable		3,558.22
<b>TYPE I SCHL DEBT *MEMO</b>	5,000.00	Land Area 1.20 Sq Miles		Other Receivables		39,652.19
<b>DEFERRED CHARGES</b>	11,837,671.52	Net Valuation Taxable-Municipal	524,008,349	Total		5,740,011.58
<b>SCHOOL, COUNTY, SPECIAL DISTRICT TAXES</b>	1,066,000.00	Net Valuation Taxable-County	646,209,957	<b>LIABILITIES, RESERVES, AND SURPLUS</b>		
<b>RESERVE FOR UNCOLLECTED TAXES</b>	31,399,529.78	State Equalized Valuation	597,287,277	Cash Liabilities		2,508,830.66
<b>EXPENDITURES</b>		State Equalization Ratio	87.69	Reserves for Receivables		958,324.57
				Surplus		2,272,856.35
				Total		5,740,011.58

0808

Population 1990 6,715  
 Population 1994 6,222  
 S & P Rating  
 Moody Rating 3AA1

General Tax Rate Per \$100. 2.12  
 State Equalized Tax Rate 2.15

**HARRISON TWP. - GLOUCESTER COUNTY**  
 Form of Government:  
**Township Committee**  
 Number of Members on Governing Body - 3

PER CAPITA:  
 Gross Debt 2,636.11  
 Net Debt 415.80  
 Debt Service 12.39  
 Total Tax Levy 1,160.18  
 Municipal Expenditures 417.52

PER CENT:  
 Gross Debt 5.99  
 Net Debt .95  
 Tax Levy Collected 95.44  
 Tax Levy Cancelled, Abated or Adjusted .36

EXPENDITURES-CURRENT YEAR		REVENUES REALIZED-CURRENT YEAR		PROPERTY TAXES-CURRENT YEAR		
<b>GENERAL GOVERNMENT</b>		<b>REVENUES REALIZED-CURRENT YEAR</b>		<b>STATE EQUALIZED TAX RATE</b>		
Governing Body & Public Boards		Property Taxes Collected	6,911,473.85	Local District School Taxes	.77	
Municipal Clerk		Payments in Lieu of Taxes		Regional & Consolidated School Tax	.58	
Financial Administration	58,221.00	Delinquent Tax & Lien Collections	312,258.33	School Taxes in Municipal Budget		
Assessment of Taxes	79,085.00	Business Personalty Replacement Taxes	38,490.36	County Taxes	.61 *	
Collection of Taxes	32,305.00	Taxes from Public Utilities	418,133.00	County Library Taxes	.04	
Planning, Housing & Development	74,993.00	Other Miscellaneous Tax Revenues		Local Municipal Purpose Taxes	.15	
Human Resources	82,664.84	State Aid Revenues	295,089.56	Veteran & Senior Citizen Taxes		
Elections	2,850.00	Federal Aid Revenues		Total Taxes for Rate Computation	2.15	
General Administration (other)	220,405.97			Special District Taxes		
<b>JUDICIARY</b>		Sale of Acquired Property		Bank Corp. Taxes		
Municipal Courts	54,799.99	Other Miscellaneous Revenues	517,869.85	Added and Omitted Taxes	364,906.26	
<b>PUBLIC SAFETY</b>		Total	8,493,314.95	Total Taxes Levied - ABSTRACT	7,218,658.64	
Fire Protection		Prior Years Surplus Appropriated	680,935.40	Total Taxes Billed	7,242,007.71	
Police Protection	482,325.54	<b>REVENUES</b>	<b>9,174,250.35</b>	<b>TAXES COLLECTED</b>	<b>6,911,473.85</b>	
Civil Defense & Disaster Control	3,575.00	Reserve For Uncollected Taxes	423,220.03	Taxes Cancelled, Abated or Adjusted	26,422.67	
Environmental Inspection & Control	89,075.00	<b>CAPITAL OUTLAY</b>	<b>1,085,859.84</b>	Transfer to Tax Title Liens or Foreclosed	13,836.21	
Other Public Safety		Total		Ending Balance	290,274.98	
<b>PUBLIC WORKS</b>		Public Enterprises	950,395.69	<b>PRIOR YEARS TAXES OUTSTANDING</b>		
Streets and Drainage	90,440.64	Recreation-Culture	54,573.91	Beginning Balance	388,977.72	
Sewers and Sewage Processing		Public Works		Collected	295,828.38	
Garbage and Trash Disposal	361,500.00	Buildings and Grounds	80,890.24	Cancelled, Abated or Adjusted	2,274.62	
Public Buildings and Grounds	74,050.00	Library and Education		Transfers to Tax Title Liens or Foreclosed	35,839.13	
Other Public Works		Conservation		Ending Balance	55,035.59	
<b>HEALTH and WELFARE</b>		All Other		<b>TAX TITLE LIENS OUTSTANDING</b>		
Health Services Except Environmental	2,063.00	<b>CAPITAL DEBT AUTHORIZED, ENDING BALANCE</b>		Beginning Balance	99,883.48	
Welfare-Public Assistance	2,500.00	ISSUED AND UNISSUED		Transfer From Taxes	50,358.60	
Hospital, Clinics, First Aid		School	14,136,441	Redeemed	16,429.95	
Animal, Insect, & Rodent Control		Self-Liquidating	1,391,000	Cancelled, Abated or Adjusted		
Other Welfare Services		Other	874,456	Transfers to Foreclosed Property		
<b>RECREATION and CONSERVATION</b>		Total	16,401,898	Ending Balance	133,812.13	
Beeches and Boardwalks		<b>ISSUED AND OUTSTANDING</b>		<b>PROPERTY ACQUIRED BY DEED OR FORECLOSURE</b>		
Perks, Playgrounds, Shade Trees	5,350.00	School	13,788,523.10	Beginning Balance	70,600.00	
Land Reclamation & Conservation	77,898.00	Self-Liquidating	1,065,000.00	Transfers From Taxes or Liens		
Other Recreational Services	1,100.00	Other	854,026.60	Sale for Cash		
<b>EDUCATION (excluding schools)</b>		Total	15,707,549.70	Cancelled, Abated or Adjusted		
Libraries		<b>EQUALIZED VALUATION BASIS</b>		Ending Balance	70,600.00	
Other Educational Services	25,050.00	FOR NET DEBT COMPUTATION		<b>CURRENT FINANCES ENDING BALANCE</b>		
<b>STATUTORY EXPENDITURES</b>		REAL PROPERTY VALUATIONS		ASSETS		
Pensions & F. I. C. A.	96,402.76	Code	Class	# of Parcels	% VAL'N	Assessed Valuation
Employee Fringe Benefits	109,500.00	1	Vacant Land	471	4.58	13,929,900.00
Other Statutory Expenditures		2	Residential	1790	82.14	249,914,100.00
<b>MUNICIPAL FUNCTIONS</b>		3	Farm	539	7.65	23,277,100.00
CAPITAL IMPROVEMENTS	60,316.60	4a	Commercial	64	4.03	12,252,100.00
DEBT SERVICE		4b	Industrial			
Principal Payments	30,000.00	4c	Apartments	3	1.61	4,890,200.00
Interest Payments	47,096.27	Total		2867		304,263,400.00
<b>DEFERRED CHARGES</b>		Land Area 19.08 Sq. Miles				
SCHOOL, COUNTY, SPECIAL DISTRICT TAXES	71,360.22	Net Valuation Taxable-Municipal		308,402,862		
RESERVE FOR UNCOLLECTED TAXES	6,393,970.51	Net Valuation Taxable-County		300,263,757		
EXPENDITURES	8,991,801.77	State Equalized Valuation		303,581,840		
		State Equalization Ratio		101.61		

\*Includes County Health Service Taxes or County Open Space Tax. See Table 13.

Population 1990 **362**  
 Population 1994 **379**  
 S & P Rating  
 Moody Rating

General Tax Rate Per \$100. **1.22**  
 State Equalized Tax Rate **1.18**

**HARVEY CEDARS BOROUGH - OCEAN CO.**

Form of Government:  
**Commission (1911)**

Number of Members on Governing Body - **3**

PER CAPITA:

Gross Debt **2,813.81**  
 Net Debt **6,755.17**  
 Debt Service **421.74**  
 Total Tax Levy **1,163.40**  
 Municipal Expenditures **5,218.95**

PER CENT:

Gross Debt **1.33**  
 Net Debt **.70**  
 Tax Levy Collected **96.86**  
 Tax Levy Cancelled, Abated or Adjusted **.53**

EXPENDITURES-CURRENT YEAR		REVENUES REALIZED-CURRENT YEAR			PROPERTY TAXES-CURRENT YEAR	
<b>GENERAL GOVERNMENT</b>		<b>REVENUES REALIZED-CURRENT YEAR</b>			<b>STATE EQUALIZED TAX RATE</b>	
Governing Body & Public Boards	27,250.00	Property Taxes Collected	6,098,169.44		Local District School Taxes	768,801.92
Municipal Clerk	21,600.00	Payments In Lieu of Taxes			Regional & Consolidated School Tax	.22 388,590.92
Financial Administration	12,000.00	Delinquent Tax & Lien Collections	113,916.86		School Taxes in Municipal Budget	.11 * 1,596,333.87
Assessment of Taxes	22,400.00	Business Personally Replacement Taxes	2,973.96		County Taxes	.45 141,451.33
Collection of Taxes	8,000.00	Taxes from Public Utilities	99,911.41		County Library Taxes	.04 1,329,700.00
Planning, Housing & Development	58,413.63	Other Miscellaneous Tax Revenues			Local Municipal Purpose Taxes	.37 5,250.00
Human Resources	500.00	State Aid Revenues	62,928.19		Veteran & Senior Citizen Taxes	1.19 4,230,128.04
Elections	117,271.00	Federal Aid Revenues			Total Taxes for Rate Computation	
General Administration (other)					Special District Taxes	
<b>JUDICIARY</b>	12,400.00	Sale of Acquired Property	261,386.78		Bank Corp. Taxes	6,051.63
Municipal Courts		Other Miscellaneous Revenues	4,639,286.64		Added and Omitted Taxes	
<b>PUBLIC SAFETY</b>	13,702.40		Total 4,639,286.64		Total Taxes Levied - ABSTRACT	4,230,929.67
Fire Protection	423,962.08	Prior Years Surplus Appropriated	270,000.00		Total Taxes Billed	4,230,929.67
Police Protection	3,600.00	<b>REVENUES</b>	<b>TOTAL 4,909,286.64</b>		<b>TAXES COLLECTED</b>	<b>4,098,169.44</b>
Civil Defense & Disaster Control	7,025.00	Reserve For Uncollected Taxes	208,852.62		Taxes Cancelled, Abated or Adjusted	22,422.83
Environmental Inspection & Control		<b>CAPITAL OUTLAY</b>	<b>TOTAL 1,182,367.04</b>		Transfer to Tax Title Liens or Foreclosed	
Other Public Safety					Ending Balance	110,337.40
<b>PUBLIC WORKS</b>	128,547.80	Public Enterprises	33,336.06		<b>PRIOR YEARS TAXES OUTSTANDING</b>	
Streets and Drainage	216,606.00	Recreation-Culture	933,284.13		Beginning Balance	117,752.56
Sewers and Sewage Processing	41,200.00	Public Works	66,377.05		Collected	113,916.86
Garbage and Trash Disposal		Buildings and Grounds	149,369.80		Cancelled, Abated or Adjusted	
Public Buildings and Grounds		Library and Education			Transfers to Tax Title Liens or Foreclosed	
Other Public Works		Conservation			Ending Balance	3,835.70
<b>HEALTH and WELFARE</b>	26,000.00	All Other			<b>TAX TITLE LIENS OUTSTANDING</b>	
Health Services Except Environmental	4,000.00	<b>CAPITAL DEBT AUTHORIZED, ENDING BALANCE</b>			Beginning Balance	111.23
Welfare-Public Assistance	3,100.00	<b>ISSUED AND UNISSUED</b>	<b>GROSS DEBT</b>		Transfer From Taxes	
Hospital, Clinics, First Aid		School	1,505,944		Redeemed	
Animal, Insect, & Rodent Control		Self-Liquidating	790,282		Cancelled, Abated or Adjusted	
Other Welfare Services		Other	2,560,209		Transfers to Foreclosed Property	
<b>RECREATION and CONSERVATION</b>	125,384.00	Total	4,856,435		Ending Balance	111.23
Beeches and Boardwalks	65,500.00	<b>ISSUED AND OUTSTANDING</b>			<b>PROPERTY ACQUIRED BY DEED OR FORECLOSURE</b>	
Perks, Playgrounds, Shade Trees	47,175.00	School	383,091.15		Beginning Balance	9,465.00
Land Reclamation & Conservation		Self-Liquidating	642,000.00		Transfers From Taxes or Liens	
Other Recreational Services		Other	2,325,978.00		Sale for Cash	
<b>EDUCATION (excluding schools)</b>		Total	3,351,069.15		Cancelled, Abated or Adjusted	
Libraries		<b>EQUALIZED VALUATION BASIS FOR NET DEBT COMPUTATION</b>	<b>365,027,431</b>		Ending Balance	9,465.00
Other Educational Services		<b>REAL PROPERTY VALUATIONS</b>			<b>CURRENT FINANCES ENDING BALANCE</b>	
<b>STATUTORY EXPENDITURES</b>	58,209.00	<b>Code</b>	<b>Class</b>		<b>ASSETS</b>	
Pensions & F. I. C. A.	127,435.00	1	Vacant Land 145 4.13		Cash	739,096.80
Employee Fringe Benefits	3,200.00	2	Residential 1088 93.81		Taxes Receivable	114,173.10
Other Statutory Expenditures		3	Farm 26 2.06		Tax Title Liens	111.23
<b>MUNICIPAL FUNCTIONS</b>	1,574,480.91	4a	Commercial 26 2.06		Foreclosed Property	9,465.00
<b>CAPITAL IMPROVEMENTS</b>	25,000.00	4b	Industrial		Emergencies & Other Deferred Charges	14,400.00
<b>DEBT SERVICE</b>	50,000.00	4c	Apartments		State and Federal Aid Receivable	
Principal Payments	109,840.50	Total	1259		Other Receivables	131,980.31
Interest Payments		Land Area	.55 Sq Miles		Total	1,009,226.44
<b>DEFERRED CHARGES</b>	34,807.38	Net Valuation Taxable-Municipal	343,748,341		<b>LIABILITIES, RESERVES, AND SURPLUS</b>	
SCHOOL, COUNTY, SPECIAL DISTRICT TAXES	2,895,178.04	Net Valuation Taxable-County	358,452,145		Cash Liabilities	398,507.34
RESERVE FOR UNCOLLECTED TAXES	208,852.62	State Equalized Valuation	355,267,315		Reserves for Receivables	255,729.64
<b>EXPENDITURES</b>	4,873,159.45	State Equalization Ratio	96.75		Surplus	355,816.19
					Total	1,010,053.17

\*Includes County Health Service Taxes or County Open Space Tax. See Table 13.

0225

Population 1990 11,488  
 Population 1994 11,587  
 S & P Rating  
 Moody Rating A

General Tax Rate Per \$100. 3.05  
 State Equalized Tax Rate 2.32

**HASBROUCK HEIGHTS BORO. - BERGEN CO.**  
 Form of Government:  
**Borough Council**  
 Number of Members on Governing Body - 6

PER CAPITA:  
 Gross Debt 508.85  
 Net Debt 435.92  
 Debt Service 48.51  
 Total Tax Levy 1,772.01  
 Municipal Expenditures 916.45

PER CENT:  
 Gross Debt .65  
 Net Debt .56  
 Tax Levy Collected 97.23  
 Tax Levy Cancelled, Abated or Adjusted 1.27

EXPENDITURES-CURRENT YEAR		REVENUES REALIZED-CURRENT YEAR		PROPERTY TAXES-CURRENT YEAR	
<b>GENERAL GOVERNMENT</b>		<b>REVENUES REALIZED-CURRENT YEAR</b>		<b>STATE EQUALIZED TAX RATE 2.21</b>	
Governing Body & Public Boards		Property Taxes Collected	20,025,710.67	Local District School Taxes	10,689,859.00
Municipal Clerk		Payments in Lieu of Taxes		Regional & Consolidated School Tax	
Financial Administration	88,850.00	Delinquent Tax & Lien Collections	504,357.99	School Taxes in Municipal Budget	
Assessment of Taxes	238,000.00	Business Personalty Replacement Taxes	103,307.76	County Taxes	.27 * 2,348,211.20
Collection of Taxes	64,475.00	Taxes from Public Utilities	805,611.00	County Library Taxes	
Planning, Housing & Development	30,550.00	Other Miscellaneous Tax Revenues		Local Municipal Purpose Taxes	.84 7,450,898.00
Human Resources	149,928.00	State Aid Revenues	1,156,438.90	Veteran & Senior Citizen Taxes	115,700.00
Elections	8,250.00	Federal Aid Revenues		Total Taxes for Rate Computation	2.32 20,604,668.20
General Administration (other)	727,450.58			Special District Taxes	
<b>JUDICIARY</b>		Sale of Acquired Property	720,652.09	Bank Corp. Taxes	
Municipal Courts	100,300.00	Other Miscellaneous Revenues	720,652.09	Added and Omitted Taxes	43,350.28
<b>PUBLIC SAFETY</b>		Total	23,316,078.41	Total Taxes Levied - ABSTRACT	20,532,318.48
Fire Protection	207,692.30	Prior Years Surplus Appropriated	430,000.00	Total Taxes Billed	20,596,663.91
Police Protection	2,381,086.11	<b>REVENUES TOTAL</b>	<b>23,746,078.41</b>	<b>TAXES COLLECTED</b>	<b>20,025,710.67</b>
Civil Defense & Disaster Control	3,900.00	Reserve For Uncollected Taxes	891,518.35	Taxes Cancelled, Abated or Adjusted	261,147.34
Environmental Inspection & Control	66,500.00	<b>CAPITAL OUTLAY TOTAL</b>	<b>517,210.13</b>	Transfer to Tax Title Liens or Foreclosed	5,404.60
Other Public Safety				Ending Balance	304,401.30
<b>PUBLIC WORKS</b>		Public Enterprises		<b>PRIOR YEARS TAXES OUTSTANDING</b>	
Streets and Drainage	482,452.17	Recreation-Culture		Beginning Balance	854,827.84
Sewers and Sewage Processing	1,105,157.97	Public Works	116,605.99	Collected	504,265.59
Garbage and Trash Disposal	1,007,400.00	Buildings and Grounds	400,604.14	Cancelled, Abated or Adjusted	344,796.02
Public Buildings and Grounds	56,800.00	Library and Education		Transfers to Tax Title Liens or Foreclosed	
Other Public Works	44,000.00	Conservation		Ending Balance	5,766.23
<b>HEALTH and WELFARE</b>		All Other		<b>TAX TITLE LIENS OUTSTANDING</b>	
Health Services Except Environmental	62,455.00	<b>CAPITAL DEBT AUTHORIZED, ENDING BALANCE</b>		Beginning Balance	47,940.35
Welfare-Public Assistance	15,550.00	ISSUED AND UNISSUED		Transfer From Taxes	5,017.25
Hospital, Clinics, First Aid		School	845,000	Redeemed	
Animal, Insect, & Rodent Control	11,466.00	Self-Liquidating		Cancelled, Abated or Adjusted	
Other Welfare Services		Other	5,051,000	Transfers to Foreclosed Property	
<b>RECREATION and CONSERVATION</b>		Total	5,896,000	Ending Balance	52,957.60
Beaches and Boardwalks		<b>ISSUED AND OUTSTANDING</b>		<b>PROPERTY ACQUIRED BY DEED OR FORECLOSURE</b>	
Perks, Playgrounds, Shede Trees	284,150.00	School	845,000.00	Beginning Balance	304,730.00
Land Reclamation & Conservation	293,917.33	Self-Liquidating		Transfers From Taxes or Liens	
Other Recreational Services	89,200.00	Other	5,051,000.00	Sale for Cash	
<b>EDUCATION (excluding schools)</b>		Total	5,896,000.00	Cancelled, Abated or Adjusted	
Libraries	341,632.00	<b>EQUALIZED VALUATION BASIS FOR NET DEBT COMPUTATION</b>	900,590,420	Ending Balance	304,730.00
Other Educational Services		<b>REAL PROPERTY VALUATIONS</b>		<b>CURRENT FINANCES ENDING BALANCE</b>	
<b>STATUTORY EXPENDITURES</b>		Code Class # of Parcels % VAL'N ASSESSED VALUATION		<b>ASSETS</b>	
Pensions & F. I. C. A.	507,583.00	1 Vacant Land 126 .61 6,132,200.00		Cash	2,059,254.88
Employee Fringe Benefits	702,000.00	2 Residential 3276 74.59 501,412,650.00		Taxes Receivable	310,167.51
Other Statutory Expenditures		3 Farm		Tax Title Liens	58,179.61
<b>MUNICIPAL FUNCTIONS TOTAL</b>	<b>9,070,743.46</b>	4e Commercial 185 19.50 131,108,160.00		Foreclosed Property	304,730.00
<b>CAPITAL IMPROVEMENTS *MEMO*</b>	<b>25,000.00</b>	4b Industrial 11 1.45 9,749,800.00		Emergencies & Other Deferred Charges	173,000.00
<b>DEBT SERVICE</b>		4c Apartments 26 3.84 25,821,400.00		State and Federal Aid Receivable	2,021.50
Principal Payments	334,000.00	Total 3624 76.12 672,224,210.00		Other Receivables	4,852.02
Interest Payments	228,049.53			Total	2,912,205.52
<b>DEFERRED CHARGES</b>	<b>94,602.71</b>	Land Area 1.50 Sq Miles		<b>LIABILITIES, RESERVES, AND SURPLUS</b>	
<b>SCHOOL, COUNTY, SPECIAL DISTRICT TAXES</b>	<b>13,038,070.20</b>	Net Valuation Taxable-Municipal	673,879,135	Cash Liabilities	931,575.74
<b>RESERVE FOR UNCOLLECTED TAXES</b>	<b>891,518.35</b>	Net Valuation Taxable-County	871,935,912	Reserves for Receivables	673,077.12
<b>EXPENDITURES TOTAL</b>	<b>23,656,984.25</b>	State Equalized Valuation	884,766,078	Surplus	1,307,552.66
		State Equalization Ratio	76.12	Total	2,912,205.52

0226

**HAWORTH BOROUGH - BERGEN COUNTY**

PER CAPITA:

PER CENT:

Population 1990 **3,384**

Population 1994 **3,415**

S & P Rating

Moody Rating **AAA**

General Tax Rate Per \$100.

**2.26**

State Equalized Tax Rate

**2.21**

Form of Government:

**Borough Council**

Number of Members on Governing Body - **6**

Gross Debt **2,355.43**  
 Net Debt **1,998.85**  
 Debt Service **251.02**  
 Total Tax Levy **2,632.44**  
 Municipal Expenditures **1,262.06**

Gross Debt **1.96**  
 Net Debt **1.66**  
 Tax Levy Collected **99.10**  
 Tax Levy Cancelled, Abated or Adjusted **.16**

EXPENDITURES-CURRENT YEAR		REVENUES REALIZED-CURRENT YEAR		PROPERTY TAXES-CURRENT YEAR	
<b>GENERAL GOVERNMENT</b>		<b>Property Taxes Collected</b>		<b>STATE EQUALIZED TAX RATE</b>	
Governing Body & Public Boards			<b>8,922,610.00</b>	Local District School Taxes	<b>.75</b>
Municipal Clerk				Regional & Consolidated School Tax	<b>.50</b>
Financial Administration	<b>72,325.00</b>	Payments in Lieu of Taxes		School Taxes in Municipal Budget	
Assessment of Taxes	<b>15,027.00</b>	Delinquent Tax & Lien Collections	<b>66,084.00</b>	County Taxes	<b>.29</b> *
Collection of Taxes	<b>28,225.00</b>	Business Personality Replacement Taxes	<b>19,974.00</b>	County Library Taxes	
Planning, Housing & Development	<b>9,084.00</b>	Taxes from Public Utilities	<b>568,749.00</b>	Local Municipal Purpose Taxes	<b>.67</b>
Human Resources	<b>63,208.00</b>	Other Miscellaneous Tax Revenues		Veteran & Senior Citizen Taxes	
Elections	<b>1,200.00</b>	State Aid Revenues	<b>242,358.00</b>	Total Taxes for Rate Computation	<b>2.21</b>
General Administration (other)	<b>268,094.00</b>	Federal Aid Revenues		Special District Taxes	
<b>JUDICIARY</b>				Bank Corp. Taxes	
Municipal Courts	<b>56,035.00</b>	Sale of Acquired Property		Added and Omitted Taxes	
<b>PUBLIC SAFETY</b>		Other Miscellaneous Revenues	<b>424,908.00</b>	Total Taxes Levied - ABSTRACT	<b>8,989,776.16</b>
Fire Protection	<b>92,679.00</b>		<b>Total</b>	Total Taxes Billed	<b>9,003,588.00</b>
Police Protection	<b>828,792.00</b>	Prior Years Surplus Appropriated	<b>210,000.00</b>	<b>TAXES COLLECTED</b>	<b>8,922,610.00</b>
Civil Defense & Disaster Control	<b>420.00</b>	<b>REVENUES</b>	<b>TOTAL</b>	Taxes Cancelled, Abated or Adjusted	<b>14,613.00</b>
Environmental Inspection & Control	<b>19,512.00</b>	Reserve For Uncollected Taxes	<b>140,000.00</b>	Transfer to Tax Title Liens or Foreclosed	<b>1,232.00</b>
Other Public Safety		<b>CAPITAL OUTLAY</b>	<b>TOTAL</b>	Ending Balance	<b>65,133.00</b>
<b>PUBLIC WORKS</b>			<b>293,007.00</b>	<b>PRIOR YEARS TAXES OUTSTANDING</b>	
Streets and Driveways	<b>505,761.00</b>	Public Enterprises		Beginning Balance	<b>66,083.00</b>
Sewers and Sewage Processing	<b>277,359.00</b>	Recreation-Culture		Collected	<b>66,084.00</b>
Garbage and Trash Disposal	<b>315,232.00</b>	Public Works	<b>198,611.00</b>	Cancelled, Abated or Adjusted	
Public Buildings and Grounds	<b>39,271.00</b>	Buildings and Grounds	<b>93,928.00</b>	Transfers to Tax Title Liens or Foreclosed	
Other Public Works	<b>13,750.00</b>	Library and Education	<b>468.00</b>	Ending Balance	<b>-1.00</b>
<b>HEALTH and WELFARE</b>		Conservation		<b>TAX TITLE LIENS OUTSTANDING</b>	
Health Services Except Environmental	<b>13,656.00</b>	All Other		Beginning Balance	<b>11,233.00</b>
Welfare-Public Assistance	<b>1,550.00</b>	<b>CAPITAL DEBT AUTHORIZED, ENDING BALANCE</b>		Transfer From Taxes	<b>1,231.00</b>
Hospital, Clinics, First Aid	<b>500.00</b>	<b>ISSUED AND UNISSUED</b>	<b>GROSS DEBT</b>	Redeemed	
Animal, Insect, & Rodent Control	<b>2,500.00</b>	School	<b>1,217,695</b>	Cancelled, Abated or Adjusted	
Other Welfare Services		Self-Liquidating		Transfers to Foreclosed Property	
<b>RECREATION and CONSERVATION</b>		Other	<b>6,826,083</b>	Ending Balance	<b>12,464.00</b>
Beeches and Boardwalks		<b>Total</b>	<b>8,043,778</b>	<b>PROPERTY ACQUIRED BY DEED OR FORECLOSURE</b>	
Perks, Playgrounds, Shade Trees	<b>44,000.00</b>	<b>ISSUED AND OUTSTANDING</b>		Beginning Balance	<b>42,335.00</b>
Land Reclamation & Conservation	<b>26,721.00</b>	School	<b>1,217,695.00</b>	Transfers From Taxes or Liens	
Other Recreational Services	<b>14,700.00</b>	Self-Liquidating		Sale for Cash	
<b>EDUCATION (excluding schools)</b>		Other	<b>6,724,446.00</b>	Cancelled, Abated or Adjusted	
Libraries	<b>147,000.00</b>	<b>Total</b>	<b>7,942,141.00</b>	Ending Balance	<b>42,335.00</b>
Other Educational Services	<b>500.00</b>	<b>EQUALIZED VALUATION BASIS</b>		<b>CURRENT FINANCES ENDING BALANCE</b>	
<b>STATUTORY EXPENDITURES</b>		<b>FOR NET DEBT COMPUTATION</b>		<b>ASSETS</b>	
Pensions & F. I. C. A.	<b>176,243.00</b>	<b>REAL PROPERTY VALUATIONS</b>		Cash	<b>1,563,511.00</b>
Employee Fringe Benefits	<b>188,170.00</b>	Code	Class	# of Parcels	% VAL'N
Other Statutory Expenditures		1	Vacant Land	57	3.20
<b>MUNICIPAL FUNCTIONS</b>		2	Residential	1114	85.74
CAPITAL IMPROVEMENTS	<b>*MEMO* 21,700.00</b>	3	Farm		
DEBT SERVICE		4a	Commercial	44	11.06
Principal Payments	<b>498,617.00</b>	4b	Industrial		
Interest Payments	<b>358,611.00</b>	4c	Apartments		
<b>DEFERRED CHARGES</b>		<b>Total</b>	<b>1215</b>		
SCHOOL, COUNTY, SPECIAL DISTRICT TAXES	<b>22,888.00</b>	Land Area	<b>1.97</b>	Sq. Miles	
RESERVE FOR UNCOLLECTED TAXES	<b>140,000.00</b>	Net Valuation Taxable-Municipal		<b>397,308,873</b>	
EXPENDITURES	<b>TOTAL 10,474,350.16</b>	Net Valuation Taxable-County		<b>407,421,736</b>	
		State Equalized Valuation		<b>405,903,400</b>	
		State Equalization Ratio		<b>97.88</b>	

\*Includes County Health Service Taxes or County Open Space Tax. See Table 13.

Population 1990 17,084  
 Population 1994 17,419  
 S & P Rating  
 Moody Rating A

General Tax Rate Per \$100 2.12  
 State Equalized Tax Rate 2.14

**HAWTHORNE BOROUGH - PASSAIC CO.**  
 Form of Government:  
**Commission (1911)**  
 Number of Members on Governing Body - 3

PER CAPITA:  
 Gross Debt 1,023.56  
 Net Debt 842.46  
 Debt Service 41.66  
 Total Tax Levy 1,453.86  
 Municipal Expenditures 569.58

PER CENT:  
 Gross Debt 1.46  
 Net Debt 1.21  
 Tax Levy Collected 97.32  
 Tax Levy Cancelled, Abated or Adjusted .63

EXPENDITURES-CURRENT YEAR		REVENUES REALIZED-CURRENT YEAR		PROPERTY TAXES-CURRENT YEAR	
<b>GENERAL GOVERNMENT</b>		<b>REVENUES REALIZED-CURRENT YEAR</b>		<b>STATE EQUALIZED TAX RATE 1.23</b>	
Governing Body & Public Boards		Property Taxes Collected	24,698,425.00	Local District School Taxes	14,496,694.00
Municipal Clerk		Payments in Lieu of Taxes		Regional & Consolidated School Tax	
Financial Administration	33,150.00	Delinquent Tax & Lien Collections	563,430.00	School Taxes in Municipal Budget	
Assessment of Taxes	52,260.00	Business Personality Replacement Taxes	278,340.00	County Taxes	6,141,408.92 *
Collection of Taxes	131,995.00	Taxes from Public Utilities	1,087,455.00	County Library Taxes	
Planning, Housing & Development	50,589.00	Other Miscellaneous Tax Revenues		Local Municipal Purpose Taxes	4,613,977.00
Human Resources	125,168.00	State Aid Revenues	695,556.00	Veteran & Senior Citizen Taxes	181,700.00
Elections		Federal Aid Revenues		Total Taxes for Rate Computation	25,433,779.92
General Administration (other)	661,980.00			Special District Taxes	
<b>JUDICIARY</b>		Sale of Acquired Property		Bank Corp. Taxes	
Municipal Courts	90,124.00	Other Miscellaneous Revenues	832,297.00	Added and Omitted Taxes	72,646.00
<b>PUBLIC SAFETY</b>		Total	28,155,503.00	Total Taxes Levied - ABSTRACT	25,324,725.92
Fire Protection	192,624.00	Prior Years Surplus Appropriated	2,050,000.00	Total Taxes Billed	25,379,159.00
Police Protection	1,686,804.00	<b>REVENUES TOTAL</b>	<b>30,205,503.00</b>	<b>TAXES COLLECTED</b>	<b>24,698,425.00</b>
Civil Defense & Disaster Control	1,820.00	Reserve For Uncollected Taxes	1,200,584.00	Taxes Cancelled, Abated or Adjusted	160,292.00
Environmental Inspection & Control	130,000.00	<b>CAPITAL OUTLAY TOTAL</b>	<b>2,159,527.00</b>	Transfer to Tax Title Liens or Foreclosed	34,174.00
Other Public Safety				Ending Balance	486,268.00
<b>PUBLIC WORKS</b>		Public Enterprises	246,827.00	<b>PRIOR YEARS TAXES OUTSTANDING</b>	
Streets and Drainage	718,326.00	Recreation-Culture	7,440.00	Beginning Balance	573,400.00
Sewers and Sewage Processing	1,083,276.00	Public Works	1,709,598.00	Collected	544,037.00
Garbage and Trash Disposal	1,065,500.00	Buildings and Grounds		Cancelled, Abated or Adjusted	19,504.00
Public Buildings and Grounds		Library and Education		Transfers to Tax Title Liens or Foreclosed	
Other Public Works	143,261.00	Conservation		Ending Balance	9,859.00
<b>HEALTH and WELFARE</b>		All Other		<b>TAX TITLE LIENS OUTSTANDING</b>	
Health Services Except Environmental	108,014.00			Beginning Balance	112,336.00
Welfare-Public Assistance	4,766.00	<b>CAPITAL DEBT AUTHORIZED, ENDING BALANCE</b>		Transfer From Taxes	34,174.00
Hospital, Clinics, First Aid		<b>ISSUED AND UNISSUED</b>		Redeemed	19,393.00
Animal, Insect, & Rodent Control		School	1,200,000	Cancelled, Abated or Adjusted	
Other Welfare Services		Self-Liquidating	2,128,040	Transfers to Foreclosed Property	
<b>RECREATION and CONSERVATION</b>		Other	14,501,292	Ending Balance	127,117.00
Beaches and Boardwalks		Total	17,829,332	<b>PROPERTY ACQUIRED BY DEED OR FORECLOSURE</b>	
Perks, Playgrounds, Shade Trees	42,920.00	<b>ISSUED AND OUTSTANDING</b>		Beginning Balance	34,980.00
Land Reclamation & Conservation	759.00	School	300,000.00	Transfers From Taxes or Liens	
Other Recreational Services	177,029.00	Self-Liquidating	873,303.00	Sale for Cash	
<b>EDUCATION (excluding schools)</b>		Other	9,826,074.00	Cancelled, Abated or Adjusted	
Libraries	533,960.00	Total	9,999,377.00	Ending Balance	34,980.00
Other Educational Services		<b>EQUALIZED VALUATION BASIS FOR NET DEBT COMPUTATION</b>	<b>1,217,742,834</b>	<b>CURRENT FINANCES ENDING BALANCE ASSETS</b>	
<b>STATUTORY EXPENDITURES</b>		<b>REAL PROPERTY VALUATIONS</b>		Cash	4,515,764.00
Pensions & F. I. C. A.	410,406.00	Code Class # of Parcels % VAL'N		Taxes Receivable	496,127.00
Employee Fringe Benefits	537,350.00	1 Vacant Land 210 1.08	12,760,600.00	Tax Title Liens	127,117.00
Other Statutory Expenditures		2 Residential 5246 79.44	941,808,050.00	Foreclosed Property	34,980.00
<b>MUNICIPAL FUNCTIONS TOTAL</b>	<b>7,982,081.00</b>	3 Farm		Emergencies & Other Deferred Charges	
<b>CAPITAL IMPROVEMENTS *MEMO*</b>	<b>100,000.00</b>	4a Commercial 284 9.98	118,311,600.00	State and Federal Aid Receivable	15,864.00
<b>DEBT SERVICE</b>		4b Industrial 110 7.49	88,827,000.00	Other Receivables	1,985.00
Principal Payments	392,500.00	4c Apartments 16 2.01	23,787,600.00	Total	5,191,837.00
Interest Payments	333,206.00	Total 5866	1,185,494,850.00	<b>LIABILITIES, RESERVES, AND SURPLUS</b>	
<b>DEFERRED CHARGES</b>	<b>13,230.00</b>	Land Area 3.44 Sq. Miles		Cash Liabilities	711,826.00
SCHOOL, COUNTY, SPECIAL DISTRICT TAXES	20,638,102.92	Net Valuation Taxable-Municipal	1,188,099,193	Reserves for Receivables	660,209.00
RESERVE FOR UNCOLLECTED TAXES	1,200,584.00	Net Valuation Taxable-County	1,087,546,702	Surplus	3,819,802.00
<b>EXPENDITURES TOTAL</b>	<b>30,559,701.92</b>	State Equalized Valuation	1,174,389,309	Total	5,191,837.00
		State Equalization Ratio	101.17		

HAZLET TOWNSHIP - MONMOUTH CO.

Form of Government:

Township Committee

Number of Members on Governing Body - 5

Population 1990 21,976  
 Population 1994 22,313  
 S & P Rating  
 Moody Rating AAA

General Tax Rate Per \$100. 2.49  
 State Equalized Tax Rate 2.43

PER CAPITA PER CENT:  
 Gross Debt 314.93 Gross Debt .71  
 Net Debt 310.45 Net Debt .70  
 Debt Service 51.61 Tax Levy Collected 97.61  
 Total Tax Levy 1,149.09 Tax Levy Cancelled, Abated or Adjusted .08  
 Municipal Expenditures 427.98

EXPENDITURES-CURRENT YEAR		REVENUES REALIZED-CURRENT YEAR		PROPERTY TAXES-CURRENT YEAR	
<b>GENERAL GOVERNMENT</b>		<b>REVENUES REALIZED-CURRENT YEAR</b>		<b>STATE EQUALIZED TAX RATE</b> 1.39	
Governing Body & Public Boards	48,628.00	Property Taxes Collected	25,025,917.45	Local District School Taxes	16,216,057.00
Municipal Clerk	113,465.00	Payments in Lieu of Taxes		Regional & Consolidated School Tax	
Financial Administration	106,782.00	Delinquent Tax & Lien Collections	575,616.54	School Taxes in Municipal Budget	
Assessment of Taxes	65,145.00	Business Personalty Replacement Taxes	180,213.88	County Taxes	.45 * 4,598,395.41
Collection of Taxes	33,938.00	Taxes from Public Utilities	1,187,492.00	County Library Taxes	.02 195,791.26
Planning, Housing & Development	194,644.28	Other Miscellaneous Tax Revenues		Local Municipal Purpose Taxes	.36 3,710,335.51
Human Resources	8,327.00	State Aid Revenues	1,571,946.99	Veteran & Senior Citizen Taxes	154,950.00
Electlons	892,956.00	Federal Aid Revenues		Total Taxes for Rate Computation	2.42 24,875,529.18
Generel Adminstration (other)				Special District Taxes	832,499.00
<b>JUDICIARY</b>	233,205.57	Sale of Acquired Property	1,267,677.79	Bank Corp. Taxes	
Municipel Courts		Other Miscellaneous Revenues	29,808,864.65	Added and Omitted Taxes	86,478.77
<b>PUBLIC SAFETY</b>	2,662,736.37	Prior Years Surplus Appropriated	1,021,000.00	Total Taxes Levied - ABSTRACT	25,639,556.95
Fire Protection	6,356.00	<b>REVENUES TOTAL</b>	30,829,864.65	Total Taxes Billed	25,638,869.61
Police Protection	112,801.00	Reserve For Uncollected Taxes	928,390.49	<b>TAXES COLLECTED</b>	25,025,917.45
Civil Defense & Disaster Control	800.00	<b>CAPITAL OUTLAY TOTAL</b>	1,146,272.73	Taxes Cancelled, Abated or Adjusted	19,329.13
Environmental Inspection & Control		Public Enterprises		Transfer to Tax Title Liens or Foreclosed	16,454.37
Other Public Safety		Recreation-Culture	8,589.49	Ending Balance	577,168.66
<b>PUBLIC WORKS</b>	676,975.91	Public Works	7,310.00	<b>PRIOR YEARS TAXES OUTSTANDING</b>	
Streets end Drainage	430,004.00	Buildings end Grounds	1,130,373.24	Beginning Balance	594,409.76
Sewers end Sewage Processing		Library end Education		Collected	552,571.32
Gerbege end Trash Disposal		Conservation		Cancelled, Abated or Adjusted	
Public Buildings end Grounds		All Other		Transfers to Tax Title Liens or Foreclosed	
Other Public Works		<b>CAPITAL DEBT AUTHORIZED, ENDING BALANCE</b>		Ending Balance	41,838.44
<b>HEALTH end WELFARE</b>	199,743.40	ISSUED AND UNISSUED		<b>TAX TITLE LIENS OUTSTANDING</b>	
Health Services Except Environmentel	9,079.00	School		Beginning Balance	118,284.79
Welfare-Public Assistance		Self-Liquidating	119,985	Transfer From Taxes	16,454.37
Hospitel, Clinics, First Aid		Other	6,907,150	Redeemed	23,045.22
Animal, Insect, & Rodent Control	200.00	Total	7,027,135	Cancelled, Abated or Adjusted	
Other Welfare Services		ISSUED AND OUTSTANDING		Transfers to Foreclosed Property	
<b>RECREATION end CONSERVATION</b>	1,418.00	School		Ending Balance	111,693.93
Beeches end Boardwalks	123,241.00	Self-Liquidating	118,250.00	<b>PROPERTY ACQUIRED BY DEED OR FORECLOSURE</b>	
Parks, Playgrounds, Shade Trees		Other	6,539,000.00	Beginning Balance	1,095,300.00
Land Reclameton & Conservation		Total	6,657,250.00	Transfers From Taxes or Liens	
Other Recreational Services		<b>EQUALIZED VALUATION BASIS FOR NET DEBT COMPUTATION</b>	993,071,525	Sale for Cash	
<b>EDUCATION (excluding schools)</b>	51,250.00	<b>REAL PROPERTY VALUATIONS</b>		Cancelled, Abated or Adjusted	
Libraries		Code Class # of Parcels % VAL'N ASSESSED VALUATION		Ending Balance	1,095,300.00
Other Educational Services		1 Vacant Land 225 1.25 12,391,900.00		<b>CURRENT FINANCES ENDING BALANCE</b>	
<b>STATUTORY EXPENDITURES</b>	614,414.48	2 Residential 6029 79.88 790,375,700.00		<b>ASSETS</b>	
Pensions & F. I. C. A.	566,949.00	3 Fern 9 .01 72,300.00		Cash	1,558,475.93
Employee Fringe Benefits		4a Commercief 310 16.41 162,387,100.00		Taxes Receivable	619,007.10
Other Statutory Expenditures		4b Industrial 9 2.45 24,208,900.00		Tax Title Liens	111,693.93
<b>MUNICIPAL FUNCTIONS</b>	7,399,064.01	4c Apartments		Foreclosed Property	1,095,300.00
<b>CAPITAL IMPROVEMENTS</b>	40,000.00	Total	6582 989,435,900.00	Emergencies & Other Deterred Charges	167,700.00
<b>DEBT SERVICE</b>	864,944.41	Land Area 5.60 Sq Miles		State end Federal Aid Receivable	1,002.05
Principel Payments	286,614.58	Net Valuation Taxable-Municipal	992,620,508	Other Receivables	75,799.64
Interest Payments		Net Valuation Taxable-County	991,591,020	Total	3,628,978.65
<b>DEFERRED CHARGES</b>	70,495.55	State Equalized Valuation	1,018,094,753	<b>LIABILITIES, RESERVES, AND SURPLUS</b>	
<b>SCHOOL, COUNTY, SPECIAL DISTRICT TAXES</b>	21,842,742.67	State Equalization Ratio	97.49	Cash Liabilities	978,387.39
<b>RESERVE FOR UNCOLLECTED TAXES</b>	928,390.49			Reserves for Receivables	1,901,800.67
<b>EXPENDITURES</b>	31,392,251.71			Surplus	748,790.59
				Total	3,628,978.65

\*Includes County Health Service Taxes or County Open Space Tax. See Table 13.

1206  
 Population 1990 1,211  
 Population 1994 1,385  
 S & P Rating  
 Moody Rating BAA

General Tax Rate Per \$100. 3.11  
 State Equalized Tax Rate 1.80

**HELMETTA BOROUGH - MIDDLESEX CO.**  
 Form of Government:  
**Borough Council**  
 Number of Members on Governing Body - 6

PER CAPITA:  
 Gross Debt 2,298.66  
 Net Debt 1,438.39  
 Debt Service 124.81  
 Total Tax Levy 1,001.99  
 Municipal Expenditures 738.50

PER CENT:  
 Gross Debt 4.21  
 Net Debt 2.63  
 Tax Levy Collected 97.03  
 Tax Levy Cancelled, Abated or Adjusted

EXPENDITURES-CURRENT YEAR		REVENUES REALIZED-CURRENT YEAR		PROPERTY TAXES-CURRENT YEAR		
<b>GENERAL GOVERNMENT</b>		<b>REVENUES REALIZED-CURRENT YEAR</b>		<b>STATE EQUALIZED TAX RATE</b>		
Governing Body & Public Boards		Property Taxes Collected	1,348,732.76	Local District School Taxes	0.94 723,500.00	
Municipal Clerk		Payments in Lieu of Taxes		Regional & Consolidated School Tax		
Financial Administration	22,000.00	Delinquent Tax & Lien Collections	48,460.25	School Taxes in Municipal Budget		
Assessment of Taxes	29,600.00	Business Personality Replacement Taxes	68,541.32	County Taxes	0.40 * 307,465.58	
Collection of Taxes	12,500.00	Taxes from Public Utilities	80,137.00	County Library Taxes		
Planning, Housing & Development	14,165.00	Other Miscellaneous Tax Revenues		Local Municipal Purpose Taxes	0.46 355,345.26	
Human Resources	50,228.60	State Aid Revenues	138,376.51	Veteran & Senior Citizen Taxes	9,200.00	
Elections	1,000.00	Federal Aid Revenues		Total Taxes for Rate Computation	1.80 1,395,510.84	
General Administration (other)	159,466.00			Special District Taxes		
<b>JUDICIARY</b>		Sale of Acquired Property		Bank Corp. Taxes		
Municipal Courts	15,200.00	Other Miscellaneous Revenues	118,851.08	Added and Omitted Taxes	1,444.87	
<b>PUBLIC SAFETY</b>		Total	1,803,098.92	Total Taxes Levied - ABSTRACT	1,387,755.71	
Fire Protection	15,028.00	Prior Years Surplus Appropriated	254,136.00	Total Taxes Billed	1,390,075.26	
Police Protection	162,755.00	REVENUES TOTAL	2,057,234.92	TAXES COLLECTED	1,348,732.76	
Civil Defense & Disaster Control	1,000.00	Reserve For Uncollected Taxes	49,782.08	Taxes Cancelled, Abated or Adjusted		
Environmental Inspection & Control	27,000.00	<b>CAPITAL OUTLAY TOTAL</b>		Transfer to Tax Title Liens or Foreclosed	2,400.35	
Other Public Safety			393,639.72	Ending Balance	38,942.15	
<b>PUBLIC WORKS</b>		Public Enterprises	3,550.00	<b>PRIOR YEARS TAXES OUTSTANDING</b>		
Streets and Drainage	60,628.96	Recreation-Culture		Beginning Balance	45,376.71	
Sewers and Sewage Processing	54,700.00	Public Works	266,123.86	Collected	45,376.71	
Garbage and Trash Disposal	74,491.00	Buildings and Grounds	123,965.86	Cancelled, Abated or Adjusted		
Public Buildings and Grounds	6,500.00	Library and Education		Transfers to Tax Title Liens or Foreclosed		
Other Public Works	9,200.00	Conservation		Ending Balance		
<b>HEALTH and WELFARE</b>		All Other		TAX TITLE LIENS OUTSTANDING		
Health Services Except Environmental	1,800.00	<b>CAPITAL DEBT AUTHORIZED, ENDING BALANCE</b>		Beginning Balance	11,091.45	
Welfare-Public Assistance	460.00	ISSUED AND UNISSUED		Transfer From Taxes	2,400.35	
Hospital, Clinics, First Aid		SCHOOL		Redeemed	3,083.55	
Animal, Insect, & Rodent Control	4,300.00	Self-Liquidating	961,000	Cancelled, Abated or Adjusted		
Other Welfare Services		Other	2,222,650	Transfers to Foreclosed Property		
<b>RECREATION and CONSERVATION</b>		Total	3,183,650	Ending Balance	10,408.28	
Beeches and Boardwalks		<b>ISSUED AND OUTSTANDING</b>		PROPERTY ACQUIRED BY DEED OR		
Perks, Playgrounds, Shade Trees	500.00	SCHOOL		FORECLOSURE		
Land Reclamation & Conservation	411.49	Self-Liquidating	951,000.00	Beginning Balance	29,800.00	
Other Recreational Services	5,000.00	Other	1,248,000.00	Transfers From Taxes or Liens		
<b>EDUCATION (excluding schools)</b>		Total	2,199,000.00	Sale for Cash		
Libraries		<b>EQUALIZED VALUATION BASIS</b>		Cancelled, Abated or Adjusted		
Other Educational Services		FOR NET DEBT COMPUTATION		Ending Balance	29,800.00	
<b>STATUTORY EXPENDITURES</b>		REAL PROPERTY VALUATIONS		<b>CURRENT FINANCES ENDING BALANCE</b>		
Pensions & F. I. C. A.	34,432.00	Code	Class	# of Parcels	% VAL'N	ASSETS
Employee Fringe Benefits	30,500.00	1	Vacant Land	73	2.02	Cash
Other Statutory Expenditures	2,300.00	2	Residential	663	88.72	Taxes Receivable
<b>MUNICIPAL FUNCTIONS</b>		3	Farm			Tax Title Liens
TOTAL	795,166.05	4a	Commercial	6	2.15	Foreclosed Property
<b>CAPITAL IMPROVEMENTS</b>		4b	Industrial	5	7.12	Emergencies & Other Deferred Charges
*MEMO*	6,000.00	4c	Apartments			State and Federal Aid Receivable
<b>DEBT SERVICE</b>		Total		747		Other Receivables
Principal Payments	103,000.00	Land Area	.80	Sq. Miles		Total
Interest Payments	69,868.10	Net Valuation Taxable-Municipal				347,040.89
<b>DEFERRED CHARGES</b>		Net Valuation Taxable-County				<b>LIABILITIES, RESERVES, AND SURPLUS</b>
SCHOOL, COUNTY, SPECIAL DISTRICT TAXES	5,000.00	State Equalized Valuation				Cash Liabilities
RESERVE FOR UNCOLLECTED TAXES	1,030,965.58	State Equalization Ratio				Reserves for Receivables
EXPENDITURES TOTAL	2,053,781.81					Surplus

0419  
 Population 1990 1,045  
 Population 1994 1,030  
 S & P Rating  
 Moody Rating

General Tax Rate Per \$100. 4.68  
 State Equalized Tax Rate 2.58

HI-NELLA BOROUGH - CAMDEN COUNTY  
 Form of Government:  
**Borough Council**  
 Number of Members on Governing Body - 6

PER CAPITA:  
 Gross Debt 295.26  
 Net Debt 289.70  
 Debt Service  
 Total Tax Levy 645.50  
 Municipal Expenditures 491.91

PER CENT:  
 Gross Debt 1.23  
 Net Debt 1.21  
 Tax Levy Collected 93.44  
 Tax Levy Cancelled, Abated or Adjusted .29

EXPENDITURES-CURRENT YEAR		REVENUES REALIZED-CURRENT YEAR		PROPERTY TAXES-CURRENT YEAR	
<b>GENERAL GOVERNMENT</b>		<b>REVENUES REALIZED-CURRENT YEAR</b>		<b>PROPERTY TAXES-CURRENT YEAR</b>	
Governing Body & Public Boards		Property Taxes Collected	621,521.85	STATE EQUALIZED TAX RATE	
Municipal Clerk		Payments in Lieu of Taxes		Local District School Taxes	1.27
Financial Administration	20,410.00	Delinquent Tax & Lien Collections	97,147.84	Regional & Consolidated School Tax	
Assessment of Taxes	2,280.00	Business Personality Replacement Taxes	4,457.16	School Taxes in Municipal Budget	
Collection of Taxes	5,538.24	Taxes from Public Utilities	52,971.00	County Taxes	.86 *
Planning, Housing & Development	500.00	Other Miscellaneous Tax Revenues		County Library Taxes	-.03
Human Resources	40,054.64	State Aid Revenues	103,675.98	Local Municipal Purpose Taxes	-.42
Elections	1,843.82	Federal Aid Revenues		Veteran & Senior Citizen Taxes	
General Administration (other)	68,228.02			Total Taxes for Rate Computation	2.58
<b>JUDICIARY</b>		Sale of Acquired Property		Special District Taxes	
Municipal Courts	24,635.00	Other Miscellaneous Revenues	160,587.25	Bank Corp. Taxes	
<b>PUBLIC SAFETY</b>		Total	1,040,361.08	Added and Omitted Taxes	
Fire Protection	23,216.64	Prior Years Surplus Appropriated	105,000.00	Total Taxes Levied - ABSTRACT	664,862.59
Police Protection	115,750.99	REVENUES TOTAL	1,145,361.08	Total Taxes Billed	665,160.29
Civil Defense & Disaster Control	800.00	Reserve For Uncollected Taxes	53,559.70	TAXES COLLECTED	621,521.85
Environmental Inspection & Control				Taxes Cancelled, Abated or Adjusted	1,878.24
Other Public Safety		<b>CAPITAL OUTLAY TOTAL</b>	<b>15,013.71</b>	Transfer to Tax Title Liens or Foreclosed	1,015.78
<b>PUBLIC WORKS</b>				Ending Balance	40,744.42
Streets and Drainage	26,262.74	Public Enterprises		<b>PRIOR YEARS TAXES OUTSTANDING</b>	
Sewers and Sewage Processing	45,551.80	Recreation-Culture		Beginning Balance	38,130.07
Garbage and Trash Disposal	22,000.00	Public Works	492.86	Collected	23,919.96
Public Buildings and Grounds	10,000.00	Buildings and Grounds	14,520.85	Cancelled, Abated or Adjusted	
Other Public Works		Library and Education		Transfers to Tax Title Liens or Foreclosed	
<b>HEALTH and WELFARE</b>		Conservation		Ending Balance	14,210.11
Health Services Except Environmental	2,200.00	All Other		<b>TAX TITLE LIENS OUTSTANDING</b>	
Welfare-Public Assistance	1,325.00			Beginning Balance	86,669.03
Hospital, Clinics, First Aid		<b>CAPITAL DEBT AUTHORIZED, ENDING BALANCE</b>		Transfer From Taxes	1,519.47
Animal, Insect, & Rodent Control	300.00	ISSUED AND UNISSUED		Redeemed	73,227.88
Other Welfare Services		School		Cancelled, Abated or Adjusted	
<b>RECREATION and CONSERVATION</b>		Self-Liquidating		Transfers to Foreclosed Property	
Beeches and Boardwalks		Other	304,121	Ending Balance	14,960.62
Perks, Playgrounds, Shade Trees	6,025.00	Total	304,121	<b>PROPERTY ACQUIRED BY DEED OR FORECLOSURE</b>	
Land Reclamation & Conservation	25.00	<b>ISSUED AND OUTSTANDING</b>		Beginning Balance	950.00
Other Recreational Services	810.00	School		Transfers From Taxes or Liens	
<b>EDUCATION (excluding schools)</b>		Self-Liquidating		Sale for Cash	
Libraries	2,400.00	Other		Cancelled, Abated or Adjusted	
Other Educational Services		Total		Ending Balance	950.00
<b>STATUTORY EXPENDITURES</b>		<b>EQUALIZED VALUATION BASIS FOR NET DEBT COMPUTATION</b>	<b>24,753,788</b>	<b>CURRENT FINANCES ENDING BALANCE</b>	
Pensions & F. I. C. A.	16,278.00	<b>REAL PROPERTY VALUATIONS</b>		ASSETS	
Employee Fringe Benefits	250.00	Code Class # of Parcels % VAL'N	ASSESSED VALUATION	Cash	314,709.38
Other Statutory Expenditures		1 Vacant Land 9 .56	79,000.00	Texas Receivable	54,954.53
<b>MUNICIPAL FUNCTIONS</b>	<b>436,694.89</b>	2 Residential 125 49.10	6,934,500.00	Tax Title Liens	14,960.62
<b>CAPITAL IMPROVEMENTS</b>	<b>20,000.00</b>	3 Farm 2 .69	97,700.00	Foreclosed Property	950.00
<b>DEBT SERVICE</b>		4e Commercial 10 13.07	1,845,400.00	Emergencies & Other Deferred Charges	
Principal Payments		4b Industrial 1 2.26	318,600.00	State and Federal Aid Receivable	25,851.48
Interest Payments		4c Apartments 3 34.32	4,847,400.00	Other Receivables	14,029.39
<b>DEFERRED CHARGES</b>	<b>16,417.67</b>	Total 150	14,122,600.00	Total	425,455.40
<b>SCHOOL, COUNTY, SPECIAL DISTRICT TAXES</b>	<b>557,139.59</b>	Land Area .23 Sq. Miles		<b>LIABILITIES, RESERVES, AND SURPLUS</b>	
<b>RESERVE FOR UNCOLLECTED TAXES</b>	<b>53,559.70</b>	Net Valuation Taxable-Municipal	14,209,789	Cash Liabilities	162,802.10
<b>EXPENDITURES TOTAL</b>	<b>1,063,811.85</b>	Net Valuation Taxable-County	25,885,411	Reserves for Receivables	84,894.54
		State Equalized Valuation	25,704,094	Surplus	177,758.76
		State Equalization Ratio	55.13	Total	425,455.40

1014

Population 1990 3,886  
 Population 1994 3,997  
 S & P Rating  
 Moody Rating A

General Tax Rate Per \$100. 2.55  
 State Equalized Tax Rate 2.48

**HIGH BRIDGE BOROUGH - HUNTERDON CO.**  
 Form of Government:  
**Borough Council**  
 Number of Members on Governing Body - 6

PER CAPITA:  
 Gross Debt 687.28  
 Net Debt 314.76  
 Debt Service 111.89  
 Total Tax Levy 1,272.33  
 Municipal Expenditures 515.27

PER CENT:  
 Gross Debt 1.36  
 Net Debt .62  
 Tax Levy Collected 96.70  
 Tax Levy Cancelled, Abated or Adjusted .26

EXPENDITURES-CURRENT YEAR		REVENUES REALIZED-CURRENT YEAR		PROPERTY TAXES-CURRENT YEAR	
<b>GENERAL GOVERNMENT</b>		<b>REVENUES REALIZED-CURRENT YEAR</b>		<b>PROPERTY TAXES-CURRENT YEAR</b>	
Governing Body & Public Boards		Property Taxes Collected	4,932,431.58	STATE EQUALIZED TAX RATE	
Municipal Clerk		Payments in Lieu of Taxes	50,028.83	Local District School Taxes	1.46
Financial Administration	29,068.78	Delinquent Tax & Lien Collections	177,149.09	Regional & Consolidated School Tax	.39
Assessment of Taxes	8,960.00	Business Personalty Replacement Taxes	84,678.12	School Taxes in Municipal Budget	
Collection of Taxes	20,282.80	Taxes from Public Utilities	122,039.00	County Taxes	.33 *
Planning, Housing & Development	32,849.49	Other Miscellaneous Tax Revenues		County Library Taxes	.03
Human Resources	30,146.00	State Aid Revenues	360,462.82	Local Municipal Purpose Taxes	.27
Elections		Federal Aid Revenues		Veteran & Senior Citizen Taxes	
General Administration (other)	211,445.98			Total Taxes for Rate Computation	2.48
<b>JUDICIARY</b>		Sale of Acquired Property	99,617.28	Special District Taxes	
Municipal Courts	29,493.32	Other Miscellaneous Revenues		Bank Corp. Taxes	
<b>PUBLIC SAFETY</b>				Added and Omitted Taxes	806.66
Fire Protection	18,449.70	Total	5,826,406.72	Total Taxes Levied - ABSTRACT	5,085,500.58
Police Protection	294,417.73	Prior Years Surplus Appropriated	660,000.00	Total Taxes Billed	5,100,718.03
Civil Defense & Disaster Control	5.00	REVENUES TOTAL	6,486,406.72	TAXES COLLECTED	4,932,431.58
Environmental Inspection & Control		Reserve For Uncollected Taxes	291,548.94	Taxes Cancelled, Abated or Adjusted	13,167.39
Other Public Safety		CAPITAL OUTLAY TOTAL	1,062,938.94	Transfer to Tax Title Liens or Foreclosed	11,209.80
<b>PUBLIC WORKS</b>				Ending Balance	143,909.26
Streets and Drainage	160,247.82	Public Enterprises	562,513.48	<b>PRIOR YEARS TAXES OUTSTANDING</b>	
Sewers and Sewage Processing		Recreation-Culture	2,800.00	Beginning Balance	177,490.91
Garbage and Trash Disposal		Public Works	19,025.30	Collected	177,048.91
Public Buildings and Grounds	42,999.00	Buildings and Grounds	478,600.16	Cancelled, Abated or Adjusted	18.24
Other Public Works	246,934.21	Library and Education		Transfers to Tax Title Liens or Foreclosed	
<b>HEALTH and WELFARE</b>		Conservation		Ending Balance	423.76
Health Services Except Environmental	6,800.00	All Other		<b>TAX TITLE LIENS OUTSTANDING</b>	
Welfare-Public Assistance	1,505.00	<b>CAPITAL DEBT AUTHORIZED, ENDING BALANCE</b>		Beginning Balance	63,564.02
Hospital, Clinics, First Aid		ISSUED AND UNISSUED	GROSS DEBT	NET DEBT	
Animal, Insect, & Rodent Control		School	30,000		
Other Welfare Services		Self-Liquidating	1,458,942		
<b>RECREATION and CONSERVATION</b>		Other	1,258,110	1,258,110	
Beaches and Boardwalks		Total	2,747,052	1,258,110	
Parks, Playgrounds, Shade Trees	1,075.00	<b>ISSUED AND OUTSTANDING</b>		<b>PROPERTY ACQUIRED BY DEED OR FORECLOSURE</b>	
Land Reclamation & Conservation	5.00	School	30,000.00	Beginning Balance	35,456.18
Other Recreational Services	1,774.00	Self-Liquidating	1,137,917.00	Transfers From Taxes or Liens	10,743.82
<b>EDUCATION (excluding schools)</b>		Other	1,240,255.00	Sale for Cash	
Libraries	12,101.59	Total	2,408,172.00	Cancelled, Abated or Adjusted	
Other Educational Services		<b>EQUALIZED VALUATION BASIS FOR NET DEBT COMPUTATION</b>		Ending Balance	46,200.00
<b>STATUTORY EXPENDITURES</b>				<b>CURRENT FINANCES ENDING BALANCE</b>	
Pensions & F. I. C. A.	66,736.76			<b>ASSETS</b>	
Employee Fringe Benefits	89,045.44			Cash	679,128.20
Other Statutory Expenditures				Taxes Receivable	144,333.02
<b>MUNICIPAL FUNCTIONS</b>				Tax Title Liens	63,929.82
CAPITAL IMPROVEMENTS	1,304,342.62			Foreclosed Property	46,200.00
DEBT SERVICE	*MEMO*			Emergencies & Other Deferred Charges	1,018.76
Principal Payments	400,543.00			State and Federal Aid Receivable	
Interest Payments	46,666.45			Other Receivables	47,896.07
<b>DEFERRED CHARGES</b>				Total	982,505.87
SCHOOL, COUNTY, SPECIAL DISTRICT TAXES	16,433.03			<b>LIABILITIES, RESERVES, AND SURPLUS</b>	
RESERVE FOR UNCOLLECTED TAXES	4,525,546.97			Cash Liabilities	154,227.64
EXPENDITURES TOTAL	6,585,079.01			Reserves for Receivables	302,358.91
				Surplus	525,919.32
				Total	982,505.87

\*Includes County Health Service Taxes or County Open Space Tax. See Table 13.

1207

Population 1990 13,279  
 Population 1994 13,300  
 S & P Rating  
 Moody Rating A

General Tax Rate Per \$100. 3.51  
 State Equalized Tax Rate 3.08

**HIGHLAND PARK BORO. - MIDDLESEX CO.**  
 Form of Government:  
**Borough Council**  
 Number of Members on Governing Body - 6

PER CAPITA:  
 Gross Debt 2,185.34  
 Net Debt 635.92  
 Debt Service 59.26  
 Total Tax Levy 1,402.25  
 Municipal Expenditures 634.28

PER CENT:  
 Gross Debt 4.99  
 Net Debt 1.38  
 Tax Levy Collected 98.49  
 Tax Levy Cancelled, Abated or Adjusted .13

EXPENDITURES-CURRENT YEAR		REVENUES REALIZED-CURRENT YEAR		PROPERTY TAXES-CURRENT YEAR	
<b>GENERAL GOVERNMENT</b>		<b>REVENUES REALIZED-CURRENT YEAR</b>		<b>STATE EQUALIZED TAX RATE</b>	
Governing Body & Public Boards	48,803.00	Property Taxes Collected	18,417,783.02	Local District School Taxes	1.54
Municipal Clerk	76,884.00	Payments in Lieu of Taxes		Regional & Consolidated School Tax	
Financial Administration	114,377.00	Delinquent Tax & Lien Collections	313,682.00	School Taxes in Municipal Budget	
Assessment of Taxes	43,076.00	Business Personality Replacement Taxes	133,207.32	County Taxes	.40 *
Collection of Taxes	50,562.00	Taxes from Public Utilities	515,285.00	County Library Taxes	
Planning, Housing & Development	23,243.00	Other Miscellaneous Tax Revenues		Local Municipal Purpose Taxes	.73
Human Resources	269,256.69	State Aid Revenues	1,879,482.24	Veteran & Senior Citizen Taxes	
Elections	5,600.00	Federal Aid Revenues		Total Taxes for Rate Computation	3.07
General Administration (other)	918,693.00			Special District Taxes	
<b>JUDICIARY</b>		Sale of Acquired Property		Bank Corp. Taxes	
Municipal Courts	278,990.00	Other Miscellaneous Revenues	1,001,492.79	Added and Omitted Taxes	4,937.67
<b>PUBLIC SAFETY</b>				Total Taxes Levied - ABSTRACT	18,649,969.53
Fire Protection	353,424.00			Total Taxes Billed	18,700,818.38
Police Protection	1,718,706.12	Prior Years Surplus Appropriated	520,000.00	<b>TAXES COLLECTED</b>	18,417,783.02
Civil Defense & Disaster Control	3,497.00	<b>REVENUES</b>	22,780,932.37	Taxes Cancelled, Abated or Adjusted	24,700.08
Environmental Inspection & Control	104,585.00	Reserve For Uncollected Taxes	493,566.37	Transfer to Tax Title Liens or Foreclosed	8,118.63
Other Public Safety				Ending Balance	250,216.65
<b>PUBLIC WORKS</b>		<b>CAPITAL OUTLAY</b>	<b>TOTAL</b>	<b>PRIOR YEARS TAXES OUTSTANDING</b>	
Streets and Drainage	101,524.00	Public Enterprises	17,386.62	Beginning Balance	288,462.09
Sewers and Sewage Processing		Recreation-Culture	327.05	Collected	287,918.09
Garbage and Trash Disposal	305,940.00	Public Works	348,128.00	Cancelled, Abated or Adjusted	.31
Public Buildings and Grounds	84,406.00	Buildings and Grounds	499,067.43	Transfers to Tax Title Liens or Foreclosed	
Other Public Works	782,379.00	Library and Education	220,272.28	Ending Balance	543.69
<b>HEALTH and WELFARE</b>		Conservation		<b>TAX TITLE LIENS OUTSTANDING</b>	
Health Services Except Environmental	54,225.00	All Other		Beginning Balance	59,254.82
Welfare-Public Assistance	87,097.00			Transfer From Taxes	8,118.63
Hospital, Clinics, First Aid	5,000.00			Redeemed	25,763.91
Animal, Insect, & Rodent Control				Cancelled, Abated or Adjusted	182.82
Other Welfare Services				Transfers to Foreclosed Property	
<b>RECREATION and CONSERVATION</b>				Ending Balance	41,426.72
Beaches and Boardwalks				<b>PROPERTY ACQUIRED BY DEED OR FORECLOSURE</b>	
Parks, Playgrounds, Shade Trees				Beginning Balance	101,900.00
Land Reclamation & Conservation	75,941.62			Transfers From Taxes or Liens	
Other Recreational Services	125,523.00			Sale for Cash	
<b>EDUCATION (excluding schools)</b>				Cancelled, Abated or Adjusted	
Libraries	408,081.00			Ending Balance	101,900.00
Other Educational Services	800.00			<b>CURRENT FINANCES ENDING BALANCE</b>	
<b>STATUTORY EXPENDITURES</b>				<b>ASSETS</b>	
Pensions & F. I. C. A.	503,600.00			Cash	2,525,288.36
Employee Fringe Benefits	603,912.00			Taxes Receivable	250,760.34
Other Statutory Expenditures				Tax Title Liens	41,426.72
<b>MUNICIPAL FUNCTIONS</b>				Foreclosed Property	101,900.00
<b>TOTAL</b>	<b>7,148,115.43</b>			Emergencies & Other Deferred Charges	18,000.00
<b>CAPITAL IMPROVEMENTS</b>	<b>*MEMO*</b>			State and Federal Aid Receivable	15,482.60
<b>TOTAL</b>	<b>1,000.00</b>			Other Receivables	201,626.68
<b>DEBT SERVICE</b>					<b>3,154,484.70</b>
Principal Payments	423,418.67			<b>LIABILITIES, RESERVES, AND SURPLUS</b>	
Interest Payments	364,770.25			Cash Liabilities	1,056,060.55
<b>DEFERRED CHARGES</b>	<b>6,000.00</b>			Reserves for Receivables	595,713.74
<b>SCHOOL, COUNTY, SPECIAL DISTRICT TAXES</b>	<b>14,233,049.49</b>			Surplus	1,502,710.41
<b>RESERVE FOR UNCOLLECTED TAXES</b>	<b>493,566.37</b>				<b>3,154,484.70</b>
<b>EXPENDITURES</b>	<b>TOTAL</b>				
	<b>22,668,920.21</b>				

1317

Population 1990 4,849  
 Population 1994 4,895  
 S & P Rating  
 Moody Rating 3AA1

General Tax Rate Per \$100. 3.51  
 State Equalized Tax Rate 3.05

**HIGHLANDS BOROUGH - MONMOUTH CO.**  
 Form of Government:  
**Small Municipality Plan C (OMCL 50)**  
 Number of Members on Governing Body - 5

PER CAPITA:  
 Gross Debt 1,265.57  
 Net Debt 1,109.50  
 Debt Service 144.76  
 Total Tax Levy 1,598.35  
 Municipal Expenditures 1,263.59

PER CENT:  
 Gross Debt 2.39  
 Net Debt 2.09  
 Tax Levy Collected 93.21  
 Tax Levy Cancelled, Abated or Adjusted .25

EXPENDITURES-CURRENT YEAR		REVENUES REALIZED-CURRENT YEAR		PROPERTY TAXES-CURRENT YEAR		
<b>GENERAL GOVERNMENT</b>				<b>STATE EQUALIZED TAX RATE</b>		
Governing Body & Public Boards		Property Taxes Collected	7,372,940.35	Local District School Taxes	.91 1,812,150.00	
Municipal Clerk		Payments in Lieu of Taxes		Regional & Consolidated School Tax	.83 2,118,462.11	
Financial Administration	120,200.00	Delinquent Tax & Lien Collections	1,072,115.95	School Taxes in Municipal Budget		
Assessment of Taxes	51,230.00	Business Personality Replacement Taxes	27,388.64	County Taxes	.46 1,187,070.22	
Collection of Taxes	90,500.00	Taxes from Public Utilities	205,338.00	County Library Taxes	.02 50,584.57	
Planning, Housing & Development	184,191.00	Other Miscellaneous Tax Revenues		Local Municipal Purpose Taxes	1.03 2,628,275.46	
Human Resources	137,602.00	State Aid Revenues	1,020,258.02	Veteran & Senior Citizen Taxes		
Elections	1,800.00	Federal Aid Revenues		Total Taxes for Rate Computation	3.05 7,844,092.36	
General Administration (other)	694,810.00			Special District Taxes		
<b>JUDICIARY</b>		Sale of Acquired Property		Bank Corp. Taxes		
Municipal Courts	83,072.03	Other Miscellaneous Revenues	548,803.50	Added and Omitted Taxes	27,359.87	
<b>PUBLIC SAFETY</b>		Total	10,246,844.46	Total Taxes Levied - ABSTRACT	7,823,902.23	
Fire Protection	43,073.00	Prior Years Surplus Appropriated	1,150,255.00	Total Taxes Billed	7,909,813.43	
Police Protection	980,893.62	<b>REVENUES TOTAL</b>	<b>11,397,099.46</b>	<b>TAXES COLLECTED</b>	<b>7,372,940.35</b>	
Civil Defense & Disaster Control	50,000.00	Reserve For Uncollected Taxes	1,076,939.75	Taxes Cancelled, Abated or Adjusted	20,087.04	
Environmental Inspection & Control	65,855.00	<b>CAPITAL OUTLAY TOTAL</b>	<b>1,531,427.41</b>	Transfer to Tax Title Liens or Foreclosed	13,593.06	
Other Public Safety				Ending Balance	503,192.98	
<b>PUBLIC WORKS</b>		Public Enterprises	4,800.00	<b>PRIOR YEARS TAXES OUTSTANDING</b>		
Streets and Drainage	298,600.17	Recreation-Culture	535.00	Beginning Balance	569,378.14	
Sewers and Sewage Processing	407,000.00	Public Works	464,040.03	Collected	506,304.22	
Garbage and Trash Disposal	157,000.00	Buildings and Grounds	1,062,052.38	Cancelled, Abated or Adjusted	9,168.13	
Public Buildings and Grounds	173,600.00	Library and Education		Transfers to Tax Title Liens or Foreclosed	57.32	
Other Public Works	73,060.00	Conservation		Ending Balance	53,848.47	
<b>HEALTH and WELFARE</b>		All Other		<b>TAX TITLE LIENS OUTSTANDING</b>		
Health Services Except Environmental	63,687.81	<b>CAPITAL DEBT AUTHORIZED, ENDING BALANCE</b>		Beginning Balance	157,387.80	
Welfare-Public Assistance	9,025.00	ISSUED AND UNISSUED	GROSS DEBT	NET DEBT		
Hospital, Clinics, First Aid		School	608,963	Transfer From Taxes	13,671.96	
Animal, Insect, & Rodent Control	6,000.00	Self-Liquidating	155,000	Redeemed	124,271.44	
Other Welfare Services		Other	5,431,000	Cancelled, Abated or Adjusted	1,710.64	
<b>RECREATION and CONSERVATION</b>		Total	6,194,963	Transfers to Foreclosed Property		
Beaches and Boardwalks	16,493.00	ISSUED AND OUTSTANDING		Ending Balance	45,077.68	
Parks, Playgrounds, Shade Trees	13,900.00	School	608,963.00	<b>PROPERTY ACQUIRED BY DEED OR</b>		
Land Reclamation & Conservation	7,212.23	Self-Liquidating	155,000.00	<b>FORECLOSURE</b>		
Other Recreational Services	2,200.00	Other	4,079,000.00	Beginning Balance		
<b>EDUCATION (excluding schools)</b>		Total	4,842,963.00	Transfers From Taxes or Liens		
Libraries	700.00	<b>EQUALIZED VALUATION BASIS</b>		Sale for Cash		
Other Educational Services		<b>FOR NET DEBT COMPUTATION</b>	260,291,425	Cancelled, Abated or Adjusted		
<b>STATUTORY EXPENDITURES</b>		<b>REAL PROPERTY VALUATIONS</b>		Ending Balance		
Pensions & F. I. C. A.	184,837.00	Code	Class	# of Parcels	% VAL'N	ASSESSED VALUATION
Employee Fringe Benefits	434,205.00	1	Vacant Land	162	1.83	4,044,600.00
Other Statutory Expenditures		2	Residential	2193	85.16	188,712,500.00
<b>MUNICIPAL FUNCTIONS</b>	<b>TOTAL</b>	3	Farm			25,916,200.00
<b>CAPITAL IMPROVEMENTS</b>	<b>*MEMO*</b>	4a	Commercial	108	11.69	2,936,500.00
<b>DEBT SERVICE</b>		4b	Industrial			221,609,800.00
Principal Payments	420,000.00	4c	Apartments	15	1.33	
Interest Payments	288,586.63	Total		2478		
<b>DEFERRED CHARGES</b>			Land Area	.64	Sq Miles	
SCHOOL, COUNTY, SPECIAL DISTRICT TAXES	48,977.71	Net Valuation Taxable-Municipal		222,157,315		
RESERVE FOR UNCOLLECTED TAXES	5,168,266.90	Net Valuation Taxable-County		258,002,009		
<b>EXPENDITURES TOTAL</b>	<b>11,353,517.85</b>	State Equalized Valuation		255,976,053		
		State Equalization Ratio		86.76		

\*Includes County Health Service Taxes or County Open Space Tax. See Table 13.

Population 1990 5,126  
 Population 1994 5,049  
 S & P Rating  
 Moody Rating A

General Tax Rate Per \$100. 3.44  
 State Equalized Tax Rate 3.61

**HIGHTSTOWN BOROUGH - MERCER CO.**  
 Form of Government:  
**Borough Council**  
 Number of Members on Governing Body - 6

PER CAPITA:  
 Gross Debt 1,571.87  
 Net Debt 1,389.96  
 Debt Service 57.33  
 Total Tax Levy 1,574.97  
 Municipal Expenditures 763.59

PER CENT:  
 Gross Debt 3.66  
 Net Debt 3.24  
 Tax Levy Collected 93.96  
 Tax Levy Cancelled, Abated or Adjusted .48

EXPENDITURES-CURRENT YEAR		REVENUES REALIZED-CURRENT YEAR			PROPERTY TAXES-CURRENT YEAR	
<b>GENERAL GOVERNMENT</b>					<b>STATE EQUALIZED TAX RATE</b> →	
Governing Body & Public Boards		Property Taxes Collected	7,476,883.83	Local District School Taxes	2.10	4,612,842.00
Municipal Clerk		Payments In Lieu of Taxes	9,590.73	Regional & Consolidated School Tax		
Financial Administration	76,997.00	Delinquent Tax & Lien Collections	457,849.09	School Taxes in Municipal Budget		
Assessment of Taxes	15,520.00	Business Personalty Replacement Taxes	86,806.48	County Taxes	.57 *	1,257,133.38
Collection of Taxes	23,815.00	Taxes from Public Utilities	263,335.00	County Library Taxes	.06	134,447.79
Planning, Housing & Development	11,424.00	Other Miscellaneous Tax Revenues		Local Municipal Purpose Taxes	.88	1,934,736.36
Human Resources	46,766.02	State Aid Revenues	436,153.94	Veteran & Senior Citizen Taxes		28,300.00
Elections	2,000.00	Federal Aid Revenues		Total Taxes for Rate Computation	3.61	7,967,459.53
General Administration (other)	362,512.00			Special District Taxes		
<b>JUDICIARY</b>		Sale of Acquired Property		Bank Corp. Taxes		
Municipal Courts	78,600.00	Other Miscellaneous Revenues	540,145.11	Added and Omitted Taxes		12,873.50
<b>PUBLIC SAFETY</b>		Total	9,270,764.18	Total Taxes Levied - ABSTRACT		7,952,033.03
Fire Protection	123,569.77	Prior Years Surplus Appropriated	264,000.00	Total Taxes Billed		7,959,112.85
Police Protection	890,604.38	<b>REVENUES TOTAL</b>	9,534,764.18	<b>TAXES COLLECTED</b>		7,476,883.83
Civil Defense & Disaster Control	500.00	Reserve For Uncollected Taxes	600,571.00	Taxes Cancelled, Abated or Adjusted		38,569.35
Environmental Inspection & Control	66,108.53	<b>CAPITAL OUTLAY TOTAL</b>	800,475.37	Transfer to Tax Title Liens or Foreclosed		107,035.60
Other Public Safety				Ending Balance		336,624.07
<b>PUBLIC WORKS</b>		Public Enterprises	544,716.98	<b>PRIOR YEARS TAXES OUTSTANDING</b>		
Streets and Drainage	113,939.03	Recreation-Culture		Beginning Balance		490,884.41
Sewers and Sewage Processing		Public Works	128,563.21	Collected		457,849.09
Garbage and Trash Disposal	453,400.00	Buildings and Grounds	127,195.18	Cancelled, Abated or Adjusted		986.90
Public Buildings and Grounds	80,537.00	Library and Education		Transfers to Tax Title Liens or Foreclosed		
Other Public Works	2,360.00	Conservation		Ending Balance		32,048.42
<b>HEALTH and WELFARE</b>		All Other		<b>TAX TITLE LIENS OUTSTANDING</b>		
Health Services Except Environmental	95,979.00			Beginning Balance		447,321.47
Welfare-Public Assistance	4,895.00	<b>CAPITAL DEBT AUTHORIZED, ENDING BALANCE</b>		Transfer From Taxes		107,035.60
Hospital, Clinics, First Aid		<b>ISSUED AND UNISSUED</b>		Redeemed		
Animal, Insect, & Rodent Control	4,300.00	School	376,650	Cancelled, Abated or Adjusted		532.85
Other Welfare Services		Self-Liquidating	5,536,724	Transfers to Foreclosed Property		
<b>RECREATION and CONSERVATION</b>		Other	2,022,985	Ending Balance		553,824.22
Beeches and Boardwalks		Total	7,936,361	<b>PROPERTY ACQUIRED BY DEED OR FORECLOSURE</b>		
Perks, Playgrounds, Shade Trees	40,927.00	<b>ISSUED AND OUTSTANDING</b>		Beginning Balance		
Land Reclamation & Conservation	610.00	School	376,650.88	Transfers From Taxes or Liens		
Other Recreational Services	6,400.00	Self-Liquidating	4,711,678.45	Sale for Cash		
<b>EDUCATION (excluding schools)</b>		Other	1,546,200.00	Cancelled, Abated or Adjusted		
Libraries		Total	6,634,529.33	Ending Balance		
Other Educational Services		<b>EQUALIZED VALUATION BASIS FOR NET DEBT COMPUTATION</b>	216,932,578	<b>CURRENT FINANCES ENDING BALANCE</b>		
<b>STATUTORY EXPENDITURES</b>		<b>REAL PROPERTY VALUATIONS</b>		<b>ASSETS</b>		
Pensions & F. I. C. A.	147,635.00	Code Class # of Parcels % VAL'N ASSESSED VALUATION		Cash		794,927.42
Employee Fringe Benefits	225,520.00	1 Vacant Land 84 1.25	2,791,600.00	Taxes Receivable		368,672.49
Other Statutory Expenditures	14,000.00	2 Residential 1352 74.12	165,042,800.00	Tax Title Liens		553,824.22
<b>MUNICIPAL FUNCTIONS</b>	2,888,918.73	3 Farm 3 .52	1,161,100.00	Foreclosed Property		
<b>CAPITAL IMPROVEMENTS</b>	36,000.00	4a Commercial 102 15.52	34,555,700.00	Emergencies & Other Deferred Charges		35,108.92
<b>DEBT SERVICE</b>		4b Industrial 10 2.58	5,745,400.00	State and Federal Aid Receivable		
Principal Payments	212,000.00	4c Apartments 6 6.01	13,382,600.00	Other Receivables		4,335.10
Interest Payments	77,437.05	Total 1557	222,679,200.00	Total		1,757,368.15
<b>DEFERRED CHARGES</b>	76,414.29	Land Area 1.23 Sq. Miles		<b>LIABILITIES, RESERVES, AND SURPLUS</b>		
<b>SCHOOL, COUNTY, SPECIAL DISTRICT TAXES</b>	6,004,423.17	Net Valuation Taxable-Municipal	230,995,330	Cash Liabilities		353,347.31
<b>RESERVE FOR UNCOLLECTED TAXES</b>	600,571.00	Net Valuation Taxable-County	225,453,169	Reserves for Receivables		927,331.81
<b>EXPENDITURES TOTAL</b>	9,859,784.24	State Equalized Valuation	220,290,618	Surplus		476,619.03
		State Equalization Ratio	105.05	Total		1,757,368.15



1810

Population 1990 **28,808**  
 Population 1994 **31,396**  
 S & P Rating **AAA**  
 Moody Rating **A1**

General Tax Rate Per \$100. **3.78**  
 State Equalized Tax Rate **2.02**

**HILLSBOROUGH TWP. - SOMERSET CO.**  
 Form of Government:  
**Township Committee**  
 Number of Members on Governing Body - 5

PER CAPITA: Gross Debt **876.32** PER CENT: Gross Debt **1.36**  
 Net Debt **261.18** Net Debt **.41**  
 Debt Service **39.12** Tax Levy Collected **97.87**  
 Total Tax Levy **1,396.92** Tax Levy Cancelled, Abated or Adjusted **.07**  
 Municipal Expenditures **392.45**

EXPENDITURES-CURRENT YEAR		REVENUES REALIZED-CURRENT YEAR		PROPERTY TAXES-CURRENT YEAR		
<b>GENERAL GOVERNMENT</b>		<b>Property Taxes Collected</b>		<b>STATE EQUALIZED TAX RATE</b>		
Governing Body & Public Boards				Local District School Taxes	<b>1.36</b>	
Municipal Clerk				Regional & Consolidated School Tax		
Financial Administration	<b>88,580.00</b>	Payments in Lieu of Taxes	<b>43,035,124.19</b>	School Taxes In Municipal Budget		
Assessment of Taxes	<b>154,121.00</b>	Delinquent Tax & Lien Collections	<b>1,480,801.26</b>	County Taxes	<b>.41</b> *	
Collection of Taxes	<b>167,804.00</b>	Business Personalty Replacement Taxes	<b>202,535.80</b>	County Library Taxes	<b>.03</b>	
Plenning, Housing & Development	<b>134,770.00</b>	Taxes from Public Utilities	<b>2,489,273.00</b>	Local Municipal Purpose Taxes	<b>.22</b>	
Human Resources	<b>201,972.11</b>	Other Miscellaneous Tax Revenues		Veteran & Senior Citizen Taxes		
Elections	<b>10,930.00</b>	State Aid Revenues	<b>1,592,610.14</b>	Total Taxes for Rate Computation	<b>2.00</b>	
General Administration (other)	<b>1,006,292.00</b>	Federal Aid Revenues	<b>2,000.00</b>	Special District Taxes		
<b>JUDICIARY</b>		Sale of Acquired Property		Bank Corp. Taxes		
Municipal Courts	<b>156,350.00</b>	Other Miscellaneous Revenues	<b>1,847,790.98</b>	Added and Omitted Taxes	<b>527,538.17</b>	
<b>PUBLIC SAFETY</b>		Total	<b>50,650,135.37</b>	Total Taxes Levied - ABSTRACT	<b>43,857,685.76</b>	
Fire Protection	<b>476,657.00</b>	Prior Years Surplus Appropriated	<b>1,420,000.00</b>	Total Taxes Billed		
Police Protection	<b>2,488,027.19</b>	REVENUES TOTAL	<b>52,070,135.37</b>	TAXES COLLECTED	<b>43,035,124.19</b>	
Civil Defense & Disaster Control	<b>6,000.00</b>	Reserve For Uncollected Taxes	<b>1,502,000.00</b>	Taxes Cancelled, Abated or Adjusted	<b>31,447.15</b>	
Environmental Inspection & Control	<b>478,029.00</b>	CAPITAL OUTLAY TOTAL	<b>707,761.39</b>	Transfer to Tax Title Liens or Foreclosed	<b>20,524.19</b>	
Other Public Safety		Public Enterprises		Ending Balance	<b>882,742.15</b>	
<b>PUBLIC WORKS</b>		Recreation-Culture		<b>PRIOR YEARS TAXES OUTSTANDING</b>		
Streets and Drainage	<b>1,676,092.81</b>	Public Works	<b>234,918.88</b>	Beginning Balance	<b>1,716,206.52</b>	
Sewers and Sewage Processing	<b>265,000.00</b>	Buildings and Grounds	<b>472,842.51</b>	Collected	<b>1,480,801.26</b>	
Garbage and Trash Disposal	<b>22,000.00</b>	Library and Education		Cancelled, Abated or Adjusted	<b>102,431.71</b>	
Public Buildings and Grounds	<b>345,700.00</b>	Conservation		Transfers to Tax Title Liens or Foreclosed		
Other Public Works	<b>45,000.00</b>	All Other		Ending Balance	<b>132,973.55</b>	
<b>HEALTH and WELFARE</b>		<b>CAPITAL DEBT AUTHORIZED, ENDING BALANCE</b>		<b>TAX TITLE LIENS OUTSTANDING</b>		
Health Services Except Environmental	<b>247,829.00</b>	ISSUED AND UNISSUED		Beginning Balance	<b>89,240.29</b>	
Welfare-Public Assistance	<b>75,000.00</b>	School	<b>19,313,000</b>	Transfer From Taxes	<b>20,524.19</b>	
Hospital, Clinics, First Aid		Self-Liquidating		Redeemed		
Animal, Insect, & Rodent Control	<b>10,500.00</b>	Other	<b>8,199,924</b>	Cancelled, Abated or Adjusted		
Other Welfare Services		Total	<b>27,512,924</b>	Transfers to Foreclosed Property		
<b>RECREATION and CONSERVATION</b>		<b>ISSUED AND OUTSTANDING</b>		Ending Balance	<b>109,764.48</b>	
Beeches and Boardwalks		School	<b>19,313,000.00</b>	<b>PROPERTY ACQUIRED BY DEED OR FORECLOSURE</b>		
Parks, Playgrounds, Shade Trees		Self-Liquidating		Beginning Balance	<b>118,120.00</b>	
Land Reclamation & Conservation	<b>24,740.15</b>	Other	<b>8,199,924.91</b>	Transfers From Taxes or Liens		
Other Recreational Services	<b>115,000.00</b>	Total	<b>27,512,924.91</b>	Sale for Cash		
<b>EDUCATION (excluding schools)</b>		<b>EQUALIZED VALUATION BASIS</b>		Cancelled, Abated or Adjusted		
Libraries		<b>FOR NET DEBT COMPUTATION</b>		Ending Balance	<b>118,120.00</b>	
Other Educational Services	<b>9,700.00</b>	<b>REAL PROPERTY VALUATIONS</b>		<b>CURRENT FINANCES ENDING BALANCE</b>		
<b>STATUTORY EXPENDITURES</b>		Code	Class	# of Parcels	% VAL'N	ASSETS
Pensions & F. I. C. A.	<b>597,843.00</b>	1	Vacant Land	1090	3.01	Cash
Employee Fringe Benefits	<b>773,000.00</b>	2	Residential	10149	80.97	Taxes Receivable
Other Statutory Expenditures	<b>10,500.00</b>	3	Farm	607	2.94	Tax Title Liens
<b>MUNICIPAL FUNCTIONS</b>		4a	Commercial	302	7.79	Foreclosed Property
TOTAL	<b>9,587,437.26</b>	4b	Industrial	98	3.69	Emergencies & Other Deferred Charges
<b>CAPITAL IMPROVEMENTS</b>		4c	Apartments	7	1.60	State and Federal Aid Receivable
*MEMO*	<b>400,000.00</b>	Total		12253		Other Receivables
<b>DEBT SERVICE</b>		Land Area	54.80	Sq Miles		Total
Prinpal Payments	<b>799,746.56</b>	Net Valuation Taxable-Municipal			<b>1,133,678,736</b>	LIABILITIES, RESERVES, AND SURPLUS
Interest Payments	<b>428,505.50</b>	Net Valuation Taxable-County			<b>2,078,889,310</b>	Cash Liabilities
<b>DEFERRED CHARGES</b>		State Equalized Valuation			<b>2,120,593,872</b>	Reserves for Receivables
SCHOOL, COUNTY, SPECIAL DISTRICT TAXES	<b>3,747.00</b>	State Equalization Ratio			<b>53.31</b>	Surplus
RESERVE FOR UNCOLLECTED TAXES	<b>1,502,000.00</b>	<b>TOTAL</b>			<b>50,918,344.91</b>	Total
EXPENDITURES						<b>1,406,460.69</b>

\*Includes County Health Service Taxes or County Open Specie Tax. See Table 13.

0227

Population 1990 9,750  
 Population 1994 9,871  
 S & P Rating  
 Moody Rating A1

General Tax Rate Per \$100. 2.84  
 State Equalized Tax Rate 2.15

**HILLSDALE BOROUGH - BERGEN COUNTY**  
 Form of Government:  
**Borough Council**  
 Number of Members on Governing Body - 6

PER CAPITA:  
 Gross Debt 248.91 Gross Debt .30  
 Net Debt 230.88 Net Debt .28  
 Debt Service 34.47 Tax Levy Collected 97.88  
 Total Tax Levy 1,841.40 Tax Levy Cancelled, Abated  
 Municipal Expenditures 810.21 or Adjusted .16

EXPENDITURES-CURRENT YEAR		REVENUES REALIZED-CURRENT YEAR			PROPERTY TAXES-CURRENT YEAR	
<b>GENERAL GOVERNMENT</b>		<b>REVENUES REALIZED-CURRENT YEAR</b>			<b>PROPERTY TAXES-CURRENT YEAR</b>	
Governing Body & Public Boards		Property Taxes Collected	17,790,872.11		STATE EQUALIZED TAX RATE	
Municipal Clerk		Payments in Lieu of Taxes	32,184.00		Local District School Taxes	7,845,026.00
Financial Administration	64,480.00	Delinquent Tax & Lien Collections	407,923.19		Regional & Consolidated School Tax	4,034,162.64
Assessment of Taxes	28,664.00	Business Personnel Replacement Taxes	83,860.52		School Taxes in Municipal Budget	
Collection of Taxes	51,669.00	Taxes from Public Utilities	1,009,735.36		County Taxes	.28 *
Planning, Housing & Development	33,873.00	Other Miscellaneous Tax Revenues			County Library Taxes	
Human Resources	122,551.00	State Aid Revenues	667,857.63		Local Municipal Purpose Taxes	3,852,283.26
Elections	4,084.00	Federal Aid Revenues			Veteran & Senior Citizen Taxes	103,450.00
General Administration (other)	591,750.00				Total Taxes for Rate Computation	2.15 18,211,051.01
<b>JUDICIARY</b>					Special District Taxes	
Municipal Courts	53,954.00	Sale of Acquired Property	774,850.23		Bank Corp. Taxes	
<b>PUBLIC SAFETY</b>		Other Miscellaneous Revenues	20,767,283.04		Added and Omitted Taxes	68,830.75
Fire Protection	295,450.00		Total		Total Taxes Levied - ABSTRACT	18,176,431.76
Police Protection	1,555,830.41	Prior Years Surplus Appropriated	1,198,919.32		Total Taxes Collected	18,176,423.48
Civil Defense & Disaster Control	5,814.00	REVENUES	21,966,202.36		TAXES COLLECTED	17,790,872.11
Environmental Inspection & Control	141,585.00	Reserve For Uncollected Taxes	646,921.44		Taxes Cancelled, Abated or Adjusted	28,979.14
Other Public Safety			TOTAL		Transfer to Tax Title Liens or Foreclosed	7,770.24
<b>PUBLIC WORKS</b>		CAPITAL OUTLAY	103,582.87		Ending Balance	348,801.99
Streets and Drainage	650,377.74				<b>PRIOR YEARS TAXES OUTSTANDING</b>	
Sewers and Sewage Processing	757,854.16	Public Enterprises	101,827.47		Beginning Balance	451,348.93
Garbage and Trash Disposal	917,981.00	Recreation-Culture			Collected	407,923.19
Public Buildings and Grounds	210,150.00	Public Works	1,755.40		Cancelled, Abated or Adjusted	19,660.24
Other Public Works		Buildings and Grounds			Transfers to Tax Title Liens or Foreclosed	23,765.50
<b>HEALTH and WELFARE</b>		Library and Education			Ending Balance	
Health Services Except Environmental	80,260.00	Conservation			<b>TAX TITLE LIENS OUTSTANDING</b>	
Welfare-Public Assistance	6,213.00	All Other			Beginning Balance	31,428.31
Hospital, Clinics, First Aid					Transfer From Taxes	31,535.74
Animal, Insect, & Rodent Control		<b>CAPITAL DEBT AUTHORIZED, ENDING BALANCE</b>			Redeemed	
Other Welfare Services		ISSUED AND UNISSUED	GROSS DEBT	NET DEBT	Cancelled, Abated or Adjusted	
<b>RECREATION and CONSERVATION</b>		School			Transfers to Foreclosed Property	
Beeches and Boardwalks		Self-Liquidating	178,000		Ending Balance	62,964.05
Perks, Playgrounds, Shade Trees	164,915.00	Other	2,279,000	2,279,000	<b>PROPERTY ACQUIRED BY DEED OR FORECLOSURE</b>	
Land Reclamation & Conservation	74,330.18	Total	2,457,000	2,279,000	Beginning Balance	
Other Recreational Services	60,727.00	<b>ISSUED AND OUTSTANDING</b>			Transfers From Taxes or Liens	
<b>EDUCATION (excluding schools)</b>		School		178,000.00	Sale for Cash	
Libraries	291,287.56	Self-Liquidating		1,029,000.00	Cancelled, Abated or Adjusted	
Other Educational Services		Other		1,207,000.00	Ending Balance	
<b>STATUTORY EXPENDITURES</b>		<b>EQUALIZED VALUATION BASIS</b>			<b>CURRENT FINANCES ENDING BALANCE</b>	
Pensions & F. I. C. A.	268,285.01	<b>FOR NET DEBT COMPUTATION</b>			<b>ASSETS</b>	
Employee Fringe Benefits	481,199.00	<b>REAL PROPERTY VALUATIONS</b>			Cash	2,175,675.27
Other Statutory Expenditures	45,000.00	Code	Class	# of Parcels	% VAL'N	ASSESSED VALUATION
<b>MUNICIPAL FUNCTIONS</b>		1	Vacant Land	92	.89	5,563,080.00
<b>CAPITAL IMPROVEMENTS</b>		2	Residential	3203	91.88	576,488,780.00
<b>DEBT SERVICE</b>		3	Fern	5	.08	522,000.00
Principal Payments	290,000.00	4e	Commercial	98	6.15	38,575,800.00
Interest Payments	50,255.19	4b	Industrial	12	.92	5,789,200.00
<b>DEFERRED CHARGES</b>		4c	Apartments	1	.08	518,000.00
SCHOOL, COUNTY, SPECIAL DISTRICT TAXES	52,162.48	Total		3411		627,456,860.00
RESERVE FOR UNCOLLECTED TAXES	14,255,317.75	Land Area	2.90	Sq. Miles		638,085,542
EXPENDITURES	22,252,940.92	Net Valuation Taxable-Municipal				826,135,858
		Net Valuation Taxable-County				838,626,650
		State Equalized Valuation				75.78
		State Equalization Ratio				
						LIABILITIES, RESERVES, AND SURPLUS
						Cash Liabilities
						Reserves for Receivables
						Surplus
						Total

2007

Population 1990 21,044  
 Population 1994 21,042  
 S & P Rating  
 Moody Rating AAA

General Tax Rate Per \$100. 10.37  
 State Equalized Tax Rate 3.24

HILLSIDE TOWNSHIP - UNION COUNTY  
 Form of Government:  
 Township Committee  
 Number of Members on Governing Body - 5

PER CAPITA:  
 Gross Debt 1,001.82  
 Net Debt 996.48  
 Debt Service 79.88  
 Total Tax Levy 1,475.99  
 Municipal Expenditures 1,145.59

PER CENT:  
 Gross Debt 2.15  
 Net Debt 2.14  
 Tax Levy Collected 94.00  
 Tax Levy Cancelled, Abated or Adjusted .15

EXPENDITURES-CURRENT YEAR		REVENUES REALIZED-CURRENT YEAR		PROPERTY TAXES-CURRENT YEAR	
<b>GENERAL GOVERNMENT</b>		<b>REVENUES REALIZED-CURRENT YEAR</b>		<b>PROPERTY TAXES-CURRENT YEAR</b>	
Governing Body & Public Boards	850.00	Property Taxes Collected	30,622,754.29	STATE EQUALIZED TAX RATE	
Municipal Clerk		Payments in Lieu of Taxes		Local District School Taxes	1.42
Financial Administration	224,500.00	Delinquent Tax & Lien Collections	1,706,163.81	Regional & Consolidated School Tax	
Assessment of Taxes	84,200.00	Business Personality Replacement Taxes	974,390.28	School Taxes in Municipal Budget	
Collection of Taxes	103,700.00	Taxes from Public Utilities	1,602,709.00	County Taxes	.47 *
Planning, Housing & Development	9,500.00	Other Miscellaneous Tax Revenues	25,812.22	County Library Taxes	
Human Resources	437,728.66	State Aid Revenues	3,063,363.70	Local Municipal Purpose Taxes	1.34
Elections	12,000.00	Federal Aid Revenues		Veteran & Senior Citizen Taxes	
General Administration (other)	1,883,220.00			Total Taxes for Rate Computation	3.23
<b>JUDICIARY</b>		Sale of Acquired Property		Special District Taxes	
Municipal Courts	149,990.00	Other Miscellaneous Revenues	2,494,993.02	Bank Corp. Taxes	
<b>PUBLIC SAFETY</b>				Added and Omitted Taxes	
Fire Protection	3,012,661.75	Total	40,490,186.32	Total Taxes Levied - ABSTRACT	26,122.63
Police Protection	4,583,396.72	Prior Years Surplus Appropriated	2,000,000.00	Total Taxes Billed	31,057,882.72
Civil Defense & Disaster Control	3,000.00	REVENUES	42,490,186.32	TAXES COLLECTED	30,622,754.29
Environmental Inspection & Control	125,040.00	Reserve For Uncollected Taxes	2,255,000.00	Taxes Cancelled, Abated or Adjusted	49,830.41
Other Public Safety		CAPITAL OUTLAY	2,340,234.32	Transfer to Tax Title Liens or Foreclosed	352,597.77
<b>PUBLIC WORKS</b>		Total		Ending Balance	1,553,564.47
Streets and Drainage	1,254,417.00	Public Enterprises		<b>PRIOR YEARS TAXES OUTSTANDING</b>	
Sewers and Sewage Processing	1,109,300.00	Recreation-Culture		Beginning Balance	1,596,718.88
Garbage and Trash Disposal	1,732,500.00	Public Works	16,020.51	Collected	1,553,822.18
Public Buildings and Grounds	173,950.00	Buildings and Grounds	2,324,213.81	Cancelled, Abated or Adjusted	
Other Public Works	287,160.00	Library and Education		Transfers to Tax Title Liens or Foreclosed	20,277.51
<b>HEALTH and WELFARE</b>		Conservation		Ending Balance	12,619.19
Health Services Except Environmental	240,734.00	All Other		<b>TAX TITLE LIENS OUTSTANDING</b>	
Welfare-Public Assistance	44,800.00			Beginning Balance	1,381,023.08
Hospital, Clinics, First Aid		<b>CAPITAL DEBT AUTHORIZED, ENDING BALANCE</b>		Transfer From Taxes	377,912.44
Animal, Insect, & Rodent Control	22,000.00	ISSUED AND UNISSUED		Redeemed	152,341.63
Other Welfare Services		School		Cancelled, Abated or Adjusted	
<b>RECREATION and CONSERVATION</b>		Self-Liquidating	30,000	Transfers to Foreclosed Property	
Beaches and Boardwalks		Other	21,050,275	Ending Balance	1,606,593.89
Parks, Playgrounds, Shade Trees		Total	21,080,275	<b>PROPERTY ACQUIRED BY DEED OR FORECLOSURE</b>	
Land Reclamation & Conservation	11,500.67	ISSUED AND OUTSTANDING		Beginning Balance	36,500.00
Other Recreational Services	210,725.00	School		Transfers From Taxes or Liens	
<b>EDUCATION (excluding schools)</b>		Self-Liquidating	30,000.00	Sale for Cash	
Libraries	565,000.00	Other	19,007,500.00	Cancelled, Abated or Adjusted	
Other Educational Services		Total	19,037,500.00	Ending Balance	36,500.00
<b>STATUTORY EXPENDITURES</b>		<b>EQUALIZED VALUATION BASIS FOR NET DEBT COMPUTATION</b>	979,747,196	<b>CURRENT FINANCES ENDING BALANCE</b>	
Pensions & F. I. C. A.	1,345,831.20	<b>REAL PROPERTY VALUATIONS</b>		<b>ASSETS</b>	
Employee Fringe Benefits	2,415,960.00	Code Class # of Parcels % VAL'N		Cash	9,408,625.43
Other Statutory Expenditures		1 Vacant Land 157 .69	2,060,300.00	Taxes Receivable	1,566,183.66
<b>MUNICIPAL FUNCTIONS</b>		2 Residential 5610 70.26	209,768,600.00	Tax Title Liens	1,606,593.89
<b>CAPITAL IMPROVEMENTS</b>	<b>* MEMO *</b>	3 Farm		Foreclosed Property	36,500.00
<b>DEBT SERVICE</b>		4a Commercial 274 8.39	25,055,700.00	Emergencies & Other Deferred Charges	67,800.00
Principal Payments	693,200.00	4b Industrial 178 19.44	58,055,450.00	State and Federal Aid Receivable	92,801.83
Interest Payments	987,740.01	4c Apartments 19 1.22	3,634,900.00	Other Receivables	509,551.10
<b>DEFERRED CHARGES</b>		Total 6238	298,574,950.00	Total	13,288,055.91
SCHOOL, COUNTY, SPECIAL DISTRICT TAXES	18,181,231.14	Land Area 2.70 Sq Miles		<b>LIABILITIES, RESERVES, AND SURPLUS</b>	
RESERVE FOR UNCOLLECTED TAXES	2,255,000.00	Net Valuation Taxable-Municipal	299,156,463	Cash Liabilities	6,435,294.83
<b>EXPENDITURES</b>	<b>TOTAL</b>	Net Valuation Taxable-County	978,671,617	Reserves for Receivables	3,718,828.65
	42,286,836.15	State Equalized Valuation	956,327,192	Surplus	3,133,932.43
		State Equalization Ratio	31.24	Total	13,288,055.91

\*Includes County Health Service Taxes or County Open Space Tax. See Table 13.

0905

Population 1990 **33,397**  
 Population 1994 **33,285**  
 S & P Rating  
 Moody Rating **BAA**

General Tax Rate Per \$100. **2.94**  
 State Equalized Tax Rate **3.09**

**HOBOKEN CITY - HUDSON COUNTY**  
 Form of Government:  
**Mayor-Council Plan D (OMCL 50)**  
 Number of Members on Governing Body - 9

PER CAPITA:  
 Gross Debt **2,279.78**  
 Net Debt **1,457.66**  
 Debt Service **141.14**  
 Total Tax Levy **1,524.05**  
 Municipal Expenditures **1,676.76**

PER CENT:  
 Gross Debt **4.73**  
 Net Debt **3.02**  
 Tax Levy Collected **89.57**  
 Tax Levy Cancelled, Abated or Adjusted **2.82**

EXPENDITURES-CURRENT YEAR		REVENUES REALIZED-CURRENT YEAR		PROPERTY TAXES-CURRENT YEAR	
<b>GENERAL GOVERNMENT</b>		<b>REVENUES REALIZED-CURRENT YEAR</b>		<b>PROPERTY TAXES-CURRENT YEAR</b>	
Governing Body & Public Boards	302,514.00	Property Taxes Collected	43,348,749.95	STATE EQUALIZED TAX RATE	1.41
Municipal Clerk	218,104.00	Payments in Lieu of Taxes	8,536,952.87	Local District School Taxes	22,901,100.75
Financial Administration	407,092.00	Delinquent Tax & Lien Collections	4,185,613.97	Regional & Consolidated School Tax	
Assessment of Taxes	239,940.00	Business Personality Replacement Taxes	1,963,236.04	School Taxes in Municipal Budget	.03
Collection of Taxes	199,022.00	Taxes from Public Utilities	1,874,604.00	County Taxes	.65 *
Planning, Housing & Development	430,601.00	Other Miscellaneous Tax Revenues		County Library Taxes	
Human Resources	3,308,388.00	State Aid Revenues	11,781,862.67	Local Municipal Purpose Taxes	1.01
Elections	49,400.00	Federal Aid Revenues		Veteran & Senior Citizen Taxes	
General Administration (other)	3,330,485.00			Total Taxes for Rate Computation	3.10
<b>JUDICIARY</b>		<b>REVENUES REALIZED-CURRENT YEAR</b>		Special District Taxes	
Municipal Courts	937,505.49	Sale of Acquired Property		Bank Corp. Taxes	
<b>PUBLIC SAFETY</b>		Other Miscellaneous Revenues	15,707,920.66	Added and Omitted Taxes	315,296.93
Fire Protection	7,872,762.25			Total Taxes Levied - ABSTRACT	50,728,151.63
Police Protection	5,682,751.00	Total	87,398,940.16	Total Taxes Billed	48,398,134.11
Civil Defense & Disaster Control		Prior Years Surplus Appropriated	233,561.08	<b>TAXES COLLECTED</b>	
Environmental Inspection & Control	526,147.00	REVENUES TOTAL	87,632,501.24	Taxes Cancelled, Abated or Adjusted	1,365,123.64
Other Public Safety		Reserve For Uncollected Taxes	5,432,331.91	Transfer to Tax Title Liens or Foreclosed	226,009.65
<b>PUBLIC WORKS</b>		<b>CAPITAL OUTLAY</b>		Ending Balance	3,458,250.87
Streets and Drainage	1,442,099.00		62,146.07	<b>PRIOR YEARS TAXES OUTSTANDING</b>	
Sewers and Sewage Processing	7,500.00	Public Enterprises		Beginning Balance	4,150,635.72
Garbage and Trash Disposal	3,781,016.00	Recreation-Culture		Collected	3,716,229.88
Public Buildings and Grounds	2,523,621.00	Public Works		Cancelled, Abated or Adjusted	240,472.00
Other Public Works	776,034.00	Buildings and Grounds	62,146.07	Transfers to Tax Title Liens or Foreclosed	
<b>HEALTH and WELFARE</b>		Library and Education		Ending Balance	193,933.84
Health Services Except Environmental	720,275.00	Conservation		<b>TAX TITLE LIENS OUTSTANDING</b>	
Welfare-Public Assistance	363,603.00	All Other		Beginning Balance	2,052,427.93
Hospital, Clinics, First Aid		<b>CAPITAL DEBT AUTHORIZED, ENDING BALANCE</b>		Transfer From Taxes	345,056.83
Animal, Insect, & Rodent Control		ISSUED AND UNISSUED	GROSS DEBT	Redeemed	469,384.09
Other Welfare Services		School	9,459,960	Cancelled, Abated or Adjusted	
<b>RECREATION and CONSERVATION</b>		Self-Liquidating	4,511,370	Transfers to Foreclosed Property	
Beaches and Boardwalks		Other	61,911,216	Ending Balance	1,928,100.67
Parks, Playgrounds, Shade Trees	300,667.00	Total	75,882,547	<b>PROPERTY ACQUIRED BY DEED OR FORECLOSURE</b>	
Land Reclamation & Conservation	13,290.61	<b>ISSUED AND OUTSTANDING</b>		Beginning Balance	2,846,200.00
Other Recreational Services	259,150.00	School	9,459,960.00	Transfers From Taxes or Liens	
<b>EDUCATION (excluding schools)</b>		Self-Liquidating	1,208,000.00	Sale for Cash	
Libraries	583,109.00	Other	58,226,500.00	Cancelled, Abated or Adjusted	
Other Educational Services	8,000.00	Total	68,894,460.00	Ending Balance	2,846,200.00
<b>STATUTORY EXPENDITURES</b>		<b>EQUALIZED VALUATION BASIS FOR NET DEBT COMPUTATION</b>		<b>CURRENT FINANCES ENDING BALANCE</b>	
Pensions & F. I. C. A.	2,705,934.90	<b>REAL PROPERTY VALUATIONS</b>		<b>ASSETS</b>	
Employee Fringe Benefits	4,372,700.00	Code	Class	# of Parcels	% VAL'N
Other Statutory Expenditures	100,000.00	1	Vacant Land	253	1.85
<b>MUNICIPAL FUNCTIONS</b>		2	Residential	5879	54.43
TOTAL	41,461,711.25	3	Farm		
<b>CAPITAL IMPROVEMENTS</b>		4a	Commercial	1161	25.73
MEMO	350,000.00	4b	Industrial	129	8.95
<b>DEBT SERVICE</b>		4c	Apartments	370	9.04
Principal Payments	938,000.00	Total	7792		
Interest Payments	3,759,890.33	Land Area		1.30	Sq. Miles
MEMO	506,290.50	Net Valuation Taxable-Municipal			1,714,604,919
TYPE I SCHL DEBT	4,219,011.39	Net Valuation Taxable-County			1,640,936,766
DEFERRED CHARGES		State Equalized Valuation			1,635,639,210
SCHOOL, COUNTY, SPECIAL DISTRICT TAXES	34,012,854.70	State Equalization Ratio			105.27
RESERVE FOR UNCOLLECTED TAXES	5,432,331.91	Net Valuation Taxable-Municipal			1,714,604,919
EXPENDITURES	89,823,799.58	Net Valuation Taxable-County			1,640,936,766
TOTAL		State Equalized Valuation			1,635,639,210
		State Equalization Ratio			105.27

\* ABOVE DEBT SERVICE INCLUDES TYPE I SCHOOL DEBT

\*Includes County Health Service Taxes or County Open Space Tax. See Table 13.

0228

Population 1990 3,935  
 Population 1994 3,965  
 S & P Rating  
 Moody Rating AA2

General Tax Rate Per \$100. 1.88  
 State Equalized Tax Rate 1.60

**HO-HO-KUS BOROUGH - BERGEN COUNTY**  
 Form of Government:  
**Borough Council**  
 Number of Members on Governing Body - 6

PER CAPITA:  
 Gross Debt 1,658.27  
 Net Debt 1,357.98  
 Debt Service 225.18  
 Total Tax Levy 2,266.58  
 Municipal Expenditures 1,169.94

PER CENT:  
 Gross Debt 1.20  
 Net Debt .98  
 Tax Levy Collected 97.62  
 Tax Levy Cancelled, Abated or Adjusted .22

EXPENDITURES-CURRENT YEAR		REVENUES REALIZED-CURRENT YEAR		PROPERTY TAXES-CURRENT YEAR	
<b>GENERAL GOVERNMENT</b>		<b>REVENUES REALIZED-CURRENT YEAR</b>		<b>PROPERTY TAXES-CURRENT YEAR</b>	
Governing Body & Public Boards		Property Taxes Collected	8,795,597.74	STATE EQUALIZED TAX RATE	
Municipal Clerk		Payments in Lieu of Taxes		Local District School Taxes	.75
Financial Administration	50,150.00	Delinquent Tax & Lien Collections	136,245.19	Regional & Consolidated School Tax	
Assessment of Taxes	37,745.00	Business Personalty Replacement Taxes	33,544.96	School Taxes in Municipal Budget	
Collection of Taxes	43,900.00	Taxes from Public Utilities	287,922.00	County Taxes	.28 *
Planning, Housing & Development	31,100.00	Other Miscellaneous Tax Revenues		County Library Taxes	
Human Resources	38,132.00	State Aid Revenues	152,306.25	Local Municipal Purpose Taxes	.56
Elections		Federal Aid Revenues		Veteran & Senior Citizen Taxes	
General Administration (other)	307,912.97	Sale of Acquired Property		Total Taxes for Rate Computation	1.59
<b>JUDICIARY</b>		Other Miscellaneous Revenues	450,480.91	Special District Taxes	
Municipal Courts	44,404.66	Prior Years Surplus Appropriated	560,000.00	Bank Corp. Taxes	
<b>PUBLIC SAFETY</b>		REVENUES TOTAL	10,416,097.05	Added and Omitted Taxes	48,744.72
Fire Protection	38,752.00	RESERVE FOR UNCOLLECTED TAXES	271,002.71	Total Taxes Levied - ABSTRACT	8,986,996.31
Police Protection	1,032,900.98	CAPITAL OUTLAY TOTAL	426,478.35	Total Taxes Billed	9,009,856.92
Civil Defense & Disaster Control	500.00	Public Enterprises		TAXES COLLECTED	8,795,597.74
Environmental Inspection & Control	62,200.00	Recreation-Culture	23,747.81	Taxes Cancelled, Abated or Adjusted	19,829.82
Other Public Safety		Buildings and Grounds	402,730.54	Transfer to Tax Title Liens or Foreclosed	9,443.24
<b>PUBLIC WORKS</b>		Library and Education		Ending Balance	184,986.12
Streets and Drainage	306,958.00	Conservation		<b>PRIOR YEARS TAXES OUTSTANDING</b>	
Sewers and Sewage Processing	609,892.00	All Other		Beginning Balance	147,259.16
Garbage and Trash Disposal		CAPITAL DEBT AUTHORIZED, ENDING BALANCE		Collected	136,245.19
Public Buildings and Grounds	80,500.00	ISSUED AND UNISSUED		Cancelled, Abated or Adjusted	3,837.02
Other Public Works		School		Transfers to Tax Title Liens or Foreclosed	
<b>HEALTH and WELFARE</b>		Self-Liquidating	1,190,628	Ending Balance	7,176.95
Health Services Except Environmental	22,500.00	Other	5,384,400	<b>TAX TITLE LIENS OUTSTANDING</b>	
Welfare-Public Assistance	2,025.00	Total	6,575,028	Beginning Balance	26,612.32
Hospital, Clinics, First Aid		ISSUED AND OUTSTANDING		Transfer From Taxes	9,443.24
Animal, Insect, & Rodent Control		School		Redeemed	
Other Welfare Services		Self-Liquidating	1,190,628.84	Cancelled, Abated or Adjusted	
<b>RECREATION and CONSERVATION</b>		Other	5,382,650.00	Transfers to Foreclosed Property	
Beeches and Boardwalks		Total	6,573,278.84	Ending Balance	36,055.56
Perks, Playgrounds, Shade Trees	3,000.00	EQUALIZED VALUATION BASIS		<b>PROPERTY ACQUIRED BY DEED OR</b>	
Land Reclamation & Conservation	119,944.12	FOR NET DEBT COMPUTATION	546,641,006	<b>FORECLOSURE</b>	
Other Recreational Services	3,000.00	REAL PROPERTY VALUATIONS		Beginning Balance	17,400.00
<b>EDUCATION (excluding schools)</b>		Code Class # of Parcels % VALN ASSESSED VALUATION		Transfers From Taxes or Liens	
Libraries	206,555.00	1 Vacant Land 77 1.77 8,422,700.00		Sale for Cash	
Other Educational Services		2 Residential 1413 91.16 433,882,200.00		Cancelled, Abated or Adjusted	
<b>STATUTORY EXPENDITURES</b>		3 Farm 33,630,400.00		Ending Balance	17,400.00
Pensions & F. I. C. A.	236,300.00	4e Commercial 38 7.07		<b>CURRENT FINANCES ENDING BALANCE</b>	
Employee Fringe Benefits	174,500.00	4b Industrial		<b>ASSETS</b>	
Other Statutory Expenditures	100.00	4c Apartments		Cash	1,881,567.06
<b>MUNICIPAL FUNCTIONS</b>		Total 1528 475,933,300.00		Taxes Receivable	192,163.07
<b>CAPITAL IMPROVEMENTS</b>		Land Area 1.80 Sq Miles		Tax Title Liens	36,055.56
<b>DEBT SERVICE</b>		Net Valuation Taxable-Municipal	476,654,904	Foreclosed Property	17,400.00
Principal Payments	598,850.00	Net Valuation Taxable-County	551,012,827	Emergencies & Other Deferred Charges	22,000.00
Interest Payments	293,984.11	State Equalized Valuation	558,412,714	State and Federal Aid Receivable	1,000.00
<b>DEFERRED CHARGES</b>		State Equalization Ratio	85.34	Other Receivables	8,546.55
SCHOOL, COUNTY, SPECIAL DISTRICT TAXES	22,000.00			Total	2,158,732.24
RESERVE FOR UNCOLLECTED TAXES	5,797,614.88			<b>LIABILITIES, RESERVES, AND SURPLUS</b>	
EXPENDITURES TOTAL	10,436,423.43			Cash Liabilities	782,908.08
				Reserves for Receivables	254,165.13
				Surplus	1,121,659.03
				Total	2,158,732.24

\*Includes County Health Service Taxes or County Open Space Tax. See Table 13.

1015

Population 1990 **4,892**  
 Population 1994 **5,178**  
 S & P Rating  
 Moody Rating

General Tax Rate Per \$100. **1.24**  
 State Equalized Tax Rate **1.20**

**HOLLAND TOWNSHIP - HUNTERDON CO.**  
 Form of Government:  
**Township Committee**  
 Number of Members on Governing Body - 3

PER CAPITA:  
 Gross Debt **101.62** PER CENT:  
 Net Debt **48.45** Gross Debt **.14**  
 Debt Service **95.86** Net Debt **.07**  
 Total Tax Levy **869.67** Tax Levy Collected **95.86**  
 Municipal Expenditures **916.49** Tax Levy Cancelled, Abated or Adjusted **.24**

EXPENDITURES-CURRENT YEAR		REVENUES REALIZED-CURRENT YEAR		PROPERTY TAXES-CURRENT YEAR	
<b>GENERAL GOVERNMENT</b>		<b>REVENUES REALIZED-CURRENT YEAR</b>		<b>STATE EQUALIZED TAX RATE</b>	
Governing Body & Public Boards		Property Taxes Collected	<b>4,369,313.15</b>	Local District School Taxes	<b>.44</b> <b>1,656,195.00</b>
Municipal Clerk		Payments In Lieu of Taxes		Regional & Consolidated School Tax	<b>.42</b> <b>1,575,062.31</b>
Financial Administration	<b>52,850.00</b>	Delinquent Tax & Lien Collections	<b>149,651.50</b>	School Taxes In Municipal Budget	
Assessment of Taxes	<b>29,285.00</b>	Business Personality Replacement Taxes	<b>51,415.48</b>	County Taxes	<b>.31</b> * <b>1,152,738.16</b>
Collection of Taxes	<b>25,560.00</b>	Taxes from Public Utilities	<b>2,500,826.00</b>	County Library Taxes	<b>.03</b> <b>106,569.10</b>
Planning, Housing & Development	<b>259,150.00</b>	Other Miscellaneous Tax Revenues		Local Municipal Purpose Taxes	
Human Resources	<b>10,231.00</b>	State Aid Revenues	<b>330,786.23</b>	Veteran & Senior Citizen Taxes	<b>51,150.00</b>
Elections	<b>1,700.00</b>	Federal Aid Revenues		Total Taxes for Rate Computation	<b>1.20</b> <b>4,541,714.57</b>
General Administration (other)	<b>394,715.00</b>			Special District Taxes	
<b>JUDICIARY</b>		Sale of Acquired Property		Bank Corp. Taxes	
Municipal Courts	<b>24,050.00</b>	Other Miscellaneous Revenues	<b>618,680.32</b>	Added and Omitted Taxes	<b>12,585.45</b>
<b>PUBLIC SAFETY</b>		Total	<b>8,020,672.68</b>	Total Taxes Levied - ABSTRACT	<b>4,503,150.02</b>
Fire Protection	<b>129,000.00</b>	Prior Years Surplus Appropriated	<b>4,475,000.00</b>	Total Taxes Billed	<b>4,558,225.85</b>
Police Protection	<b>331,400.00</b>	<b>REVENUES TOTAL</b>	<b>12,495,672.68</b>	<b>TAXES COLLECTED</b>	<b>4,369,313.15</b>
Civil Defense & Disaster Control	<b>12,925.00</b>	Reserve For Uncollected Taxes	<b>294,000.00</b>	Taxes Cancelled, Abated or Adjusted	<b>10,791.78</b>
Environmental Inspection & Control				Transfer to Tax Title Liens or Foreclosed	<b>20,853.08</b>
Other Public Safety		<b>CAPITAL OUTLAY TOTAL</b>		Ending Balance	<b>157,267.84</b>
<b>PUBLIC WORKS</b>				<b>PRIOR YEARS TAXES OUTSTANDING</b>	
Streets and Drainage	<b>648,372.29</b>	Public Enterprises		Beginning Balance	<b>148,419.51</b>
Sewers and Sewage Processing	<b>15,000.00</b>	Recreation-Culture		Collected	<b>142,551.78</b>
Garbage and Trash Disposal		Public Works		Cancelled, Abated or Adjusted	<b>60.58</b>
Public Buildings and Grounds	<b>80,800.00</b>	Buildings and Grounds		Transfers to Tax Title Liens or Foreclosed	<b>185.15</b>
Other Public Works	<b>143,000.00</b>	Library and Education		Ending Balance	<b>5,622.00</b>
<b>HEALTH and WELFARE</b>		Conservation		<b>TAX TITLE LIENS OUTSTANDING</b>	
Health Services Except Environmental	<b>16,700.00</b>	All Other		Beginning Balance	<b>105,802.94</b>
Welfare-Public Assistance	<b>11,500.00</b>			Transfer From Taxes	<b>21,038.23</b>
Hospital, Clinics, First Aid	<b>1,000.00</b>	<b>CAPITAL DEBT AUTHORIZED, ENDING BALANCE</b>		Redeemed	<b>7,099.72</b>
Animal, Insect, & Rodent Control	<b>2,000.00</b>	<b>ISSUED AND UNISSUED GROSS DEBT NET DEBT</b>		Cancelled, Abated or Adjusted	
Other Welfare Services		School	<b>178,187</b>	Transfers to Foreclosed Property	
<b>RECREATION and CONSERVATION</b>		Self-Liquidating	<b>348,000</b>	Ending Balance	<b>119,741.45</b>
Beeches and Boardwalks		Other		<b>PROPERTY ACQUIRED BY DEED OR FORECLOSURE</b>	
Perks, Playgrounds, Shade Trees	<b>80,500.00</b>	Total	<b>526,187</b>	Beginning Balance	
Land Reclamation & Conservation	<b>80,837.94</b>	<b>ISSUED AND OUTSTANDING</b>		Transfers From Taxes or Liens	
Other Recreational Services	<b>88,000.00</b>	School	<b>178,187.53</b>	Sele for Cash	
<b>EDUCATION (excluding schools)</b>		Self-Liquidating	<b>348,000.00</b>	Cancelled, Abated or Adjusted	
Libraries	<b>25,000.00</b>	Other		Ending Balance	
Other Educational Services	<b>1,827,531.00</b>	Total	<b>526,187.53</b>	<b>CURRENT FINANCES ENDING BALANCE</b>	
<b>STATUTORY EXPENDITURES</b>		<b>EQUALIZED VALUATION BASIS FOR NET DEBT COMPUTATION</b>	<b>370,360,485</b>	<b>ASSETS</b>	
Pensions & F. I. C. A.	<b>81,500.00</b>	<b>REAL PROPERTY VALUATIONS</b>		Cash	<b>12,209,397.05</b>
Employee Fringe Benefits	<b>75,000.00</b>	Code Class # of Parcels % VAL'N ASSESSED VALUATION		Taxes Receivable	<b>162,889.84</b>
Other Statutory Expenditures	<b>4,000.00</b>	1 Vacant Land 280 5.86 21,173,700.00		Tax Title Liens	<b>119,741.45</b>
<b>MUNICIPAL FUNCTIONS TOTAL</b>	<b>4,451,607.23</b>	2 Residential 1662 79.22 286,204,100.00		Foreclosed Property	
<b>CAPITAL IMPROVEMENTS *MEMO*</b>		3 Farm 330 6.62 23,914,900.00		Emergencies & Other Deferred Charges	<b>20,000.00</b>
<b>DEBT SERVICE</b>		4a Commercial 26 2.56 9,253,100.00		State and Federal Aid Receivable	<b>1,007.77</b>
Principal Payments		4b Industrial 13 5.67 20,474,950.00		Other Receivables	<b>1,824.33</b>
Interest Payments		4c Apartments 1 .08 274,300.00		Total	<b>12,514,860.44</b>
<b>DEFERRED CHARGES</b>		Total 2312 361,295,050.00		<b>LIABILITIES, RESERVES, AND SURPLUS</b>	
SCHOOL, COUNTY, SPECIAL DISTRICT TAXES	<b>4,490,564.57</b>	Land Area 22.70 Sq. Miles		Cash Liabilities	<b>2,683,126.84</b>
RESERVE FOR UNCOLLECTED TAXES	<b>294,000.00</b>	Net Valuation Taxable-Municipal	<b>364,033,298</b>	Reserves for Receivables	<b>284,455.62</b>
<b>EXPENDITURES TOTAL</b>	<b>9,236,171.80</b>	Net Valuation Taxable-County	<b>362,024,390</b>	Surplus	<b>9,547,277.98</b>
		State Equalized Valuation	<b>375,707,227</b>	Total	<b>12,514,860.44</b>
		State Equalization Ratio	<b>96.87</b>		

\*Includes County Health Service Taxes or County Open Space Tax. See Table 13.

1318

Population 1990 11,532  
 Population 1994 13,099  
 S & P Rating  
 Moody Rating AA

General Tax Rate Per \$100 2.00  
 State Equalized Tax Rate 1.89

**HOLMDEL TOWNSHIP - MONMOUTH CO.**  
 Form of Government:  
**Township Committee**  
 Number of Members on Governing Body - 5

PER CAPITA:  
 Gross Debt 1,934.15  
 Net Debt 1,455.95  
 Debt Service 163.22  
 Total Tax Levy 2,579.86  
 Municipal Expenditures 856.19

PER CENT:  
 Gross Debt 1.50  
 Net Debt 1.13  
 Tax Levy Collected 96.72  
 Tax Levy Cancelled, Abated or Adjusted .12

EXPENDITURES-CURRENT YEAR		REVENUES REALIZED-CURRENT YEAR		PROPERTY TAXES-CURRENT YEAR	
<b>GENERAL GOVERNMENT</b>		<b>REVENUES REALIZED-CURRENT YEAR</b>		<b>STATE EQUALIZED TAX RATE</b>	
Governing Body & Public Boards	13,300.00	Property Taxes Collected	32,690,449.46	Local District School Taxes	1.21
Municipal Clerk	107,800.00	Payments in Lieu of Taxes		Regional & Consolidated School Tax	
Financial Administration	174,470.00	Delinquent Tax & Lien Collections	805,289.44	School Taxes in Municipal Budget	
Assessment of Taxes	66,570.00	Business Personality Replacement Taxes	411,621.44	County Taxes	.47
Collection of Taxes	83,750.00	Taxes from Public Utilities	1,700,202.00	County Library Taxes	.02
Planning, Housing & Development	233,610.00	Other Miscellaneous Tax Revenues		Local Municipal Purpose Taxes	.19
Human Resources	114,998.00	State Aid Revenues	492,795.76	Veteran & Senior Citizen Taxes	
Elections	3,000.00	Federal Aid Revenues		Total Taxes for Rate Computation	1.89
General Administration (other)	1,021,014.00			Special District Taxes	
<b>JUDICIARY</b>		Sale of Acquired Property		Bank Corp. Taxes	
Municipal Courts	118,625.00	Other Miscellaneous Revenues	2,297,437.86	Added and Omitted Taxes	
<b>PUBLIC SAFETY</b>				Total Taxes Levied - ABSTRACT	
Fire Protection	593,653.00			Total Taxes Billed	
Police Protection	1,959,758.00	Prior Years Surplus Appropriated	2,750,000.00	<b>TAXES COLLECTED</b>	
Civil Defense & Disaster Control	500.00	<b>REVENUES TOTAL</b>	41,147,795.96	Taxes Cancelled, Abated or Adjusted	
Environmental Inspection & Control	83,665.00	Reserve For Uncollected Taxes	1,346,000.00	Transfer to Tax Title Liens or Foreclosed	
Other Public Safety		<b>CAPITAL OUTLAY TOTAL</b>	790,108.93	Ending Balance	
<b>PUBLIC WORKS</b>				<b>PRIOR YEARS TAXES OUTSTANDING</b>	
Streets and Drainage	1,505,112.00	Public Enterprises		Beginning Balance	
Sewers and Sewage Processing	1,200.00	Recreation-Culture	2,900.00	Collected	
Garbage and Trash Disposal	93,700.00	Public Works	4,350.00	Cancelled, Abated or Adjusted	
Public Buildings and Grounds	124,950.00	Buildings and Grounds	782,858.93	Transfers to Tax Title Liens or Foreclosed	
Other Public Works	39,300.00	Library and Education		Ending Balance	
<b>HEALTH and WELFARE</b>		Conservation		<b>TAX TITLE LIENS OUTSTANDING</b>	
Health Services Except Environmental	172,885.00	All Other		Beginning Balance	
Welfare-Public Assistance	16,150.00	<b>CAPITAL DEBT AUTHORIZED, ENDING BALANCE</b>		Transfer From Taxes	
Hospital, Clinics, First Aid		<b>ISSUED AND UNISSUED</b>		Redeemed	
Animal, Insect, & Rodent Control		School	6,264,000	Cancelled, Abated or Adjusted	
Other Welfare Services		Self-Liquidating	3,862,614	Transfers to Foreclosed Property	
<b>RECREATION and CONSERVATION</b>		Other	15,208,870	Ending Balance	
Beeches and Boardwalks		Total	25,335,484	PROPERTY ACQUIRED BY DEED OR FORECLOSURE	
Perks, Playgrounds, Shede Trees	59,925.00	<b>ISSUED AND OUTSTANDING</b>		Beginning Balance	
Land Reclamation & Conservation	114,704.96	School	6,264,000.00	Transfers From Taxes or Liens	
Other Recreational Services	14,800.00	Self-Liquidating	3,653,864.34	Sale for Cash	
<b>EDUCATION (excluding schools)</b>		Other	13,631,830.08	Cancelled, Abated or Adjusted	
Libraries	28,720.00	Total	23,549,694.42	Ending Balance	
Other Educational Services	3,000.00	<b>EQUALIZED VALUATION BASIS FOR NET DEBT COMPUTATION</b>		<b>CURRENT FINANCES ENDING BALANCE ASSETS</b>	
<b>STATUTORY EXPENDITURES</b>		<b>REAL PROPERTY VALUATIONS</b>		Cash	
Pensions & F. I. C. A.	457,534.00	Code	Class	# of Parcels	% VAL'N
Employee Fringe Benefits	490,500.00	1	Vacant Land	690	4.25
Other Statutory Expenditures		2	Residential	3821	70.70
<b>MUNICIPAL FUNCTIONS</b>		3	Farm	145	.95
<b>CAPITAL IMPROVEMENTS</b>		4a	Commercial	157	8.19
<b>DEBT SERVICE</b>		4b	Industrial	14	15.90
Principal Payments	1,271,612.06	4c	Apartments		
Interest Payments	866,440.78	Total	4827		
<b>DEFERRED CHARGES</b>		Land Area	17.90	Sq Miles	
SCHOOL, COUNTY, SPECIAL DISTRICT TAXES	29,680,045.19	Net Valuation Taxable-Municipal	1,650,767,732		
RESERVE FOR UNCOLLECTED TAXES	1,346,000.00	Net Valuation Taxable-County	1,758,397,611		
<b>EXPENDITURES TOTAL</b>	40,895,271.99	State Equalized Valuation	1,747,450,992		
		State Equalization Ratio	94.42		
				<b>LIABILITIES, RESERVES, AND SURPLUS</b>	
				Cash Liabilities	
				Reserves for Receivables	
				Surplus	
				Total	

\*Includes County Health Service Taxes or County Open Space Tax. See Table 13

1912

Population 1990 15,586  
 Population 1994 16,124  
 S & P Rating  
 Moody Rating BAA1

General Tax Rate Per \$100. 2.34  
 State Equalized Tax Rate 2.50

HOPATCONG BOROUGH - SUSSEX COUNTY

Form of Government:

Borough Council

Number of Members on Governing Body - 6

PER CAPITA:

Gross Debt 565.19  
 Net Debt 295.47  
 Debt Service 37.33  
 Total Tax Levy 1,259.06  
 Municipal Expenditures 516.26

PER CENT:

Gross Debt 1.13  
 Net Debt .59  
 Tax Levy Collected 96.39  
 Tax Levy Cancelled, Abated or Adjusted .25

EXPENDITURES-CURRENT YEAR		REVENUES REALIZED-CURRENT YEAR		PROPERTY TAXES-CURRENT YEAR	
<b>GENERAL GOVERNMENT</b>		<b>REVENUES REALIZED-CURRENT YEAR</b>		<b>PROPERTY TAXES-CURRENT YEAR</b>	
Governing Body & Public Boards		Property Taxes Collected	19,605,472.68	STATE EQUALIZED TAX RATE	1.40
Municipal Clerk		Payments in Lieu of Taxes		Local District School Taxes	11,298,265.50
Financial Administration	77,091.00	Delinquent Tax & Lien Collections	624,756.79	Regional & Consolidated School Tax	
Assessment of Taxes	82,205.00	Business Personality Replacement Taxes	21,248.00	School Taxes in Municipal Budget	
Collection of Taxes	89,500.00	Taxes from Public Utilities	474,797.00	County Taxes	* 3,285,833.07
Planning, Housing & Development	94,535.00	Other Miscellaneous Tax Revenues		County Library Taxes	.04 302,875.00
Human Resources	83,395.00	State Aid Revenues	929,176.18	Local Municipal Purpose Taxes	-67 5,390,521.00
Elections	7,500.00	Federal Aid Revenues		Veteran & Senior Citizen Taxes	114,250.00
General Administration (other)	1,060,357.05			Total Taxes for Rate Computation	2.52 20,391,744.57
<b>JUDICIARY</b>		Sale of Acquired Property		Special District Taxes	
Municipal Courts	128,988.00	Other Miscellaneous Revenues	1,352,185.74	Bank Corp. Taxes	
<b>PUBLIC SAFETY</b>		Total	23,007,636.39	Added and Omitted Taxes	23,583.65
Fire Protection	157,961.00	Prior Years Surplus Appropriated	625,000.00	Total Taxes Levied - ABSTRACT	20,301,078.22
Police Protection	1,546,240.46	REVENUES TOTAL	23,632,636.39	Total Taxes Billed	20,339,762.58
Civil Defense & Disaster Control	1,000.00	Reserve For Uncollected Taxes	953,506.00	TAXES COLLECTED	19,605,472.68
Environmental Inspection & Control	138,825.00			Taxes Cancelled, Abated or Adjusted	51,722.37
Other Public Safety		CAPITAL OUTLAY TOTAL	423,961.44	Transfer to Tax Title Liens or Foreclosed	86,404.23
<b>PUBLIC WORKS</b>				Ending Balance	596,163.30
Streets and Drainage	79,115.00	Public Enterprises		<b>PRIOR YEARS TAXES OUTSTANDING</b>	
Sewers and Sewage Processing	44,261.00	Recreation-Culture	1,276.00	Beginning Balance	597,340.58
Garbage and Trash Disposal		Public Works	4,627.51	Collected	560,114.71
Public Buildings and Grounds	192,775.00	Buildings and Grounds	418,057.93	Cancelled, Abated or Adjusted	590.41
Other Public Works	1,218,587.00	Library and Education		Transfers to Tax Title Liens or Foreclosed	4,503.27
<b>HEALTH and WELFARE</b>		Conservation		Ending Balance	32,132.19
Health Services Except Environmental	227,502.00	All Other		TAX TITLE LIENS OUTSTANDING	
Welfare-Public Assistance	334,985.00			Beginning Balance	503,664.85
Hospital, Clinics, First Aid		CAPITAL DEBT AUTHORIZED, ENDING BALANCE		Transfer From Taxes	87,349.02
Animal, Insect, & Rodent Control	27,050.00	ISSUED AND UNISSUED		Redeemed	64,642.08
Other Welfare Services		School	4,349,000	Cancelled, Abated or Adjusted	4,519.27
<b>RECREATION and CONSERVATION</b>		Self-Liquidating		Transfers to Foreclosed Property	68,787.06
Beeches and Boardwalks		Other	4,764,194	Ending Balance	453,065.46
Perks, Playgrounds, Shade Trees	44,277.00	Total	9,113,194	PROPERTY ACQUIRED BY DEED OR	
Land Reclamation & Conservation	11,739.00	ISSUED AND OUTSTANDING		FORECLOSURE	
Other Recreational Services	78,489.00	School	4,349,000.00	Beginning Balance	3,764,865.10
<b>EDUCATION (excluding schools)</b>		Self-Liquidating		Transfers From Taxes or Liens	83,328.21
Libraries		Other	3,571,014.34	Sale for Cash	
Other Educational Services	500.00	Total	7,920,014.34	Cancelled, Abated or Adjusted	
<b>STATUTORY EXPENDITURES</b>		EQUALIZED VALUATION BASIS		Ending Balance	3,848,193.31
Pensions & F. I. C. A.	499,326.00	FOR NET DEBT COMPUTATION	804,546,048	<b>CURRENT FINANCES ENDING BALANCE</b>	
Employee Fringe Benefits	520,510.00	REAL PROPERTY VALUATIONS		ASSETS	
Other Statutory Expenditures	22,000.00	Code Class # of Parcels % VAL N		Cash	2,313,162.54
<b>MUNICIPAL FUNCTIONS</b>		1 Vacant Land 2130 3.15	27,190,700.00	Taxes Receivable	628,295.49
CAPITAL IMPROVEMENTS	797,700.00	2 Residential 5995 93.45	805,774,100.00	Tax Title Liens	453,065.46
DEBT SERVICE		3 Farm 17 .15	1,268,800.00	Foreclosed Property	3,848,193.31
Principal Payments	378,622.76	4a Commercial 79 3.22	27,781,750.00	Emergencies & Other Deferred Charges	
Interest Payments	223,258.87	4b Industrial 1 .03	269,000.00	State and Federal Aid Receivable	33,740.79
<b>DEFERRED CHARGES</b>		4c Apartments		Other Receivables	95,863.31
SCHOOL, COUNTY, SPECIAL DISTRICT TAXES	14,886,973.57	Total 8222	862,284,350.00	Total	7,372,320.90
RESERVE FOR UNCOLLECTED TAXES	953,506.00	Land Area 10.80 Sq Miles		<b>LIABILITIES, RESERVES, AND SURPLUS</b>	
EXPENDITURES TOTAL	23,211,072.71	Net Valuation Taxable-Municipal	864,518,252	Cash Liabilities	909,143.71
		Net Valuation Taxable-County	801,173,732	Reserves for Receivables	5,025,417.57
		State Equalized Valuation	808,107,126	Surplus	1,437,759.62
		State Equalization Ratio	107.00	Total	7,372,320.90

2111

Population 1990 1,719  
 Population 1994 1,810  
 S & P Rating  
 Moody Rating

General Tax Rate Per \$100. 2.71  
 State Equalized Tax Rate 2.27

**HOPE TOWNSHIP - WARREN COUNTY**  
 Form of Government:  
**Township Committee**  
 Number of Members on Governing Body - 3

PER CAPITA: PER CENT:  
 Gross Debt 545.47 Gross Debt .85  
 Net Debt 323.92 Net Debt .50  
 Debt Service 21.40 Tax Levy Collected 93.25  
 Total Tax Levy 1,522.58 Tax Levy Cancelled, Abated  
 Municipal Expenditures 696.70 or Adjusted .06

EXPENDITURES-CURRENT YEAR		REVENUES REALIZED-CURRENT YEAR		PROPERTY TAXES-CURRENT YEAR	
<b>GENERAL GOVERNMENT</b>				<b>STATE EQUALIZED TAX RATE</b> 1.49	
Governing Body & Public Boards		Property Taxes Collected	2,570,869.82	Local District School Taxes	1,786,996.00
Municipal Clerk		Payments in Lieu of Taxes		Regional & Consolidated School Tax	
Financial Administration	22,356.28	Delinquent Tax & Lien Collections	189,110.11	School Taxes in Municipal Budget	
Assessment of Taxes	19,270.00	Business Personality Replacement Taxes	20,175.84	County Taxes	.64 *
Collection of Taxes	21,100.00	Taxes from Public Utilities	144,500.00	County Library Taxes	.06
Planning, Housing & Development	238,282.10	Other Miscellaneous Tax Revenues		Local Municipal Purpose Taxes	.08
Human Resources	4,000.00	State Aid Revenues	370,009.95	Veteran & Senior Citizen Taxes	
Elections	1,104.00	Federal Aid Revenues		Total Taxes for Rate Computation	2.27
General Administration (other)	141,373.59			Special District Taxes	
<b>JUDICIARY</b>		Sale of Acquired Property		Bank Corp. Taxes	
Municipal Courts	114,366.96	Other Miscellaneous Revenues	255,571.09	Added and Omitted Taxes	29,601.15
<b>PUBLIC SAFETY</b>				Total Taxes Levied - ABSTRACT	2,755,865.84
Fire Protection	27,307.00			Total Taxes Billed	2,757,111.52
Police Protection	8,596.00	Prior Years Surplus Appropriated	273,307.51	<b>TAXES COLLECTED</b>	2,570,869.82
Civil Defense & Disaster Control	2,604.00	<b>REVENUES</b>	<b>3,823,544.32</b>	Taxes Cancelled, Abated or Adjusted	1,589.18
Environmental Inspection & Control	15,208.00	Reserve For Uncollected Taxes	238,320.00	Transfer to Tax Title Liens or Foreclosed	17,927.99
Other Public Safety		<b>CAPITAL OUTLAY</b>	<b>180,446.86</b>	Ending Balance	166,724.53
<b>PUBLIC WORKS</b>		<b>TOTAL</b>		<b>PRIOR YEARS TAXES OUTSTANDING</b>	
Streets and Drainage	195,859.99	Public Enterprises		Beginning Balance	207,438.78
Sewers and Sewage Processing		Recreation-Culture	5,216.86	Collected	166,180.93
Garbage and Trash Disposal	30,277.14	Public Works	58,732.00	Cancelled, Abated or Adjusted	334.58
Public Buildings and Grounds	26,000.00	Buildings and Grounds	116,498.00	Transfers to Tax Title Liens or Foreclosed	20,657.88
Other Public Works		Library and Education		Ending Balance	20,265.39
<b>HEALTH and WELFARE</b>		Conservation		<b>TAX TITLE LIENS OUTSTANDING</b>	
Health Services Except Environmental	100.00	All Other		Beginning Balance	87,149.15
Welfare-Public Assistance	1,723.01			Transfer From Taxes	46,478.51
Hospital, Clinics, First Aid		<b>CAPITAL DEBT AUTHORIZED, ENDING BALANCE</b>		Redeemed	22,929.18
Animal, Insect, & Rodent Control	6,389.00	<b>ISSUED AND UNISSUED</b>	<b>GROSS DEBT</b>	Cancelled, Abated or Adjusted	
Other Welfare Services		School	401,000	Transfers to Foreclosed Property	
<b>RECREATION and CONSERVATION</b>		Self-Liquidating		Ending Balance	110,698.48
Beaches and Boardwalks		Other	586,300	<b>PROPERTY ACQUIRED BY DEED OR</b>	
Parks, Playgrounds, Shade Trees		Total	987,300	<b>FORECLOSURE</b>	
Land Reclamation & Conservation	600.00	<b>ISSUED AND OUTSTANDING</b>		Beginning Balance	93,200.00
Other Recreational Services	35,738.89	School		Transfers From Taxes or Liens	
<b>EDUCATION (excluding schools)</b>		Self-Liquidating		Sale for Cash	
Libraries		Other		Cancelled, Abated or Adjusted	
Other Educational Services	500.00	Total	531,800.00	Ending Balance	93,200.00
<b>STATUTORY EXPENDITURES</b>		<b>EQUALIZED VALUATION BASIS</b>		<b>CURRENT FINANCES ENDING BALANCE</b>	
Pensions & F. I. C. A.	24,436.40	<b>FOR NET DEBT COMPUTATION</b>	<b>116,123,762</b>	<b>ASSETS</b>	
Employee Fringe Benefits	15,300.00	<b>REAL PROPERTY VALUATIONS</b>		Cash	694,473.04
Other Statutory Expenditures	2,025.06	Code Class # of Parcels % VAL'N	<b>ASSESSED VALUATION</b>	Taxes Receivable	186,989.92
<b>MUNICIPAL FUNCTIONS</b>		1 Vacant Land 211 6.96	6,935,400.00	Tax Title Liens	110,698.48
<b>CAPITAL IMPROVEMENTS</b>	<b>* MEMO *</b>	2 Residential 574 71.88	71,604,175.00	Foreclosed Property	93,200.00
<b>DEBT SERVICE</b>		3 Farm 324 15.32	15,265,250.00	Emergencies & Other Deferred Charges	20,682.36
Principal Payments	8,444.00	4a Commercial 30 5.39	5,371,950.00	State and Federal Aid Receivable	218,857.00
Interest Payments	30,281.22	4b Industrial 1 .19	185,600.00	Other Receivables	9,364.52
<b>DEFERRED CHARGES</b>		4c Apartments 1 .25	251,200.00	Total	1,334,265.32
SCHOOL, COUNTY, SPECIAL DISTRICT TAXES	29,470.67	Total	99,613,575.00	<b>LIABILITIES, RESERVES, AND SURPLUS</b>	
RESERVE FOR UNCOLLECTED TAXES	2,628,264.69	Land Area 18.90 Sq. Miles		Cash Liabilities	397,977.20
<b>EXPENDITURES</b>	<b>TOTAL</b>	Net Valuation Taxable-Municipal	100,646,125	Reserves for Receivables	425,642.70
		Net Valuation Taxable-County	117,109,742	Surplus	510,645.42
		State Equalized Valuation	119,903,165	Total	1,334,265.32
		State Equalization Ratio	83.80		

Population 1990 **1,968**  
 Population 1994 **1,997**  
 S & P Rating  
 Moody Rating

General Tax Rate Per \$100. **6.73**  
 State Equalized Tax Rate **2.16**

**HOPEWELL BOROUGH - MERCER COUNTY**

Form of Government:

**Borough Council**

Number of Members on Governing Body - 6

PER CAPITA:  
 Gross Debt **2,788.74** PER CENT:  
 Net Debt **999.82** Gross Debt **3.87**  
 Debt Service **86.00** Net Debt **1.39**  
 Total Tax Levy **1,724.74** Tax Levy Collected **95.64**  
 Municipal Expenditures **668.40** Tax Levy Cancelled, Abated or Adjusted **.06**

EXPENDITURES-CURRENT YEAR		REVENUES REALIZED-CURRENT YEAR		PROPERTY TAXES-CURRENT YEAR	
<b>GENERAL GOVERNMENT</b>				<b>STATE EQUALIZED TAX RATE</b> →	
Governing Body & Public Boards		Property Taxes Collected	<b>3,299,121.46</b>	Local District School Taxes	
Municipal Clerk		Payments in Lieu of Taxes		Regional & Consolidated School Tax	<b>1.22</b>
Financial Administration	<b>20,500.00</b>	Delinquent Tax & Lien Collections	<b>107,447.53</b>	School Taxes in Municipal Budget	
Assessment of Taxes	<b>7,816.00</b>	Business Personality Replacement Taxes	<b>32,916.00</b>	County Taxes	<b>.54</b> *
Collection of Taxes	<b>17,000.00</b>	Taxes from Public Utilities	<b>106,381.00</b>	County Library Taxes	
Planning, Housing & Development	<b>19,200.00</b>	Other Miscellaneous Tax Revenues		Local Municipal Purpose Taxes	<b>.40</b>
Human Resources		State Aid Revenues	<b>93,117.74</b>	Veteran & Senior Citizen Taxes	
Elections	<b>1,000.00</b>	Federal Aid Revenues		Total Taxes for Rate Computation	<b>2.16</b>
General Administration (other)	<b>153,535.00</b>			Special District Taxes	
<b>JUDICIARY</b>		Sale of Acquired Property		Bank Corp. Taxes	
Municipal Courts	<b>15,822.00</b>	Other Miscellaneous Revenues		Added and Omitted Taxes	
<b>PUBLIC SAFETY</b>		Total	<b>326,371.96</b>	Total Taxes Levied - ABSTRACT	
Fire Protection		Prior Years Surplus Appropriated	<b>165,000.00</b>	Total Taxes Billed	<b>3,446,314.55</b>
Police Protection	<b>219,135.00</b>	<b>REVENUES TOTAL</b>	<b>4,130,355.69</b>	<b>TAXES COLLECTED</b>	<b>3,299,121.46</b>
Civil Defense & Disaster Control	<b>1,000.00</b>	Reserve For Uncollected Taxes	<b>165,550.46</b>	Taxes Cancelled, Abated or Adjusted	<b>2,119.92</b>
Environmental Inspection & Control		<b>CAPITAL OUTLAY TOTAL</b>	<b>77,581.16</b>	Transfer to Tax Title Liens or Foreclosed	
Other Public Safety				Ending Balance	<b>148,201.34</b>
<b>PUBLIC WORKS</b>		Public Enterprises		<b>PRIOR YEARS TAXES OUTSTANDING</b>	
Streets and Drainage	<b>91,024.05</b>	Recreation-Culture		Beginning Balance	<b>158,724.85</b>
Sewers and Sewage Processing	<b>152,000.00</b>	Public Works	<b>76,467.60</b>	Collected	<b>107,447.53</b>
Garbage and Trash Disposal	<b>169,416.00</b>	Buildings and Grounds	<b>1,113.56</b>	Cancelled, Abated or Adjusted	
Public Buildings and Grounds	<b>23,000.00</b>	Library and Education		Transfers to Tax Title Liens or Foreclosed	
Other Public Works		Conservation		Ending Balance	<b>51,277.32</b>
<b>HEALTH and WELFARE</b>		All Other		<b>TAX TITLE LIENS OUTSTANDING</b>	
Health Services Except Environmental	<b>16,115.00</b>			Beginning Balance	
Welfare-Public Assistance	<b>1,250.00</b>	<b>CAPITAL DEBT AUTHORIZED, ENDING BALANCE</b>		Transfer From Taxes	
Hospital, Clinics, First Aid		ISSUED AND UNISSUED	GROSS DEBT	Redeemed	
Animal, Insect, & Rodent Control	<b>2,200.00</b>	School	<b>3,307,693</b>	Cancelled, Abated or Adjusted	
Other Welfare Services		Self-Liquidating	<b>783,012</b>	Transfers to Foreclosed Property	
<b>RECREATION and CONSERVATION</b>		Other	<b>1,478,400</b>	Ending Balance	
Beaches and Boardwalks		Total	<b>5,569,105</b>	<b>PROPERTY ACQUIRED BY DEED OR</b>	
Perks, Playgrounds, Shade Trees	<b>8,000.00</b>			<b>FORECLOSURE</b>	
Land Reclamation & Conservation	<b>1,873.24</b>	ISSUED AND OUTSTANDING		Beginning Balance	
Other Recreational Services	<b>5,800.00</b>	School	<b>1,338,890.73</b>	Transfers From Taxes or Liens	
<b>EDUCATION (excluding schools)</b>		Self-Liquidating	<b>440,160.00</b>	Sale for Cash	
Libraries	<b>48,621.00</b>	Other	<b>359,000.00</b>	Cancelled, Abated or Adjusted	
Other Educational Services		Total	<b>2,138,050.73</b>	Ending Balance	
<b>STATUTORY EXPENDITURES</b>		<b>EQUALIZED VALUATION BASIS</b>		<b>CURRENT FINANCES ENDING BALANCE</b>	
Pensions & F. I. C. A.	<b>16,685.00</b>	<b>FOR NET DEBT COMPUTATION</b>	<b>143,828,222</b>	<b>ASSETS</b>	
Employee Fringe Benefits		<b>REAL PROPERTY VALUATIONS</b>		Cash	<b>530,005.10</b>
Other Statutory Expenditures		Code Class # of Parcels % VALN	<b>ASSESSED VALUATION</b>	Taxes Receivable	<b>199,478.66</b>
<b>MUNICIPAL FUNCTIONS</b>	<b>TOTAL</b>	1 Vacant Land 48 1.18	<b>799,900.00</b>	Tax Title Liens	
<b>CAPITAL IMPROVEMENTS</b>	<b>*MEMO*</b>	2 Residential 637 81.35	<b>55,266,700.00</b>	Foreclosed Property	
<b>DEBT SERVICE</b>		3 Farm 7 .73	<b>500,100.00</b>	Emergencies & Other Deferred Charges	<b>26,000.00</b>
Principal Payments	<b>127,000.00</b>	4a Commercial 64 12.87	<b>8,746,850.00</b>	State and Federal Aid Receivable	
Interest Payments	<b>44,750.40</b>	4b Industrial 5 2.67	<b>1,812,900.00</b>	Other Receivables	<b>54,355.07</b>
<b>DEFERRED CHARGES</b>	<b>6,500.00</b>	4c Apartments 5 1.20	<b>814,350.00</b>	Total	<b>809,838.83</b>
<b>SCHOOL, COUNTY, SPECIAL DISTRICT TAXES</b>	<b>2,742,565.69</b>	Total 766	<b>67,940,800.00</b>	<b>LIABILITIES, RESERVES, AND SURPLUS</b>	
<b>RESERVE FOR UNCOLLECTED TAXES</b>	<b>165,550.46</b>	Land Area .75 Sq Miles		Cash Liabilities	<b>205,015.98</b>
<b>EXPENDITURES</b>	<b>TOTAL</b>	Net Valuation Taxable-Municipal	<b>69,356,438</b>	Reserves for Receivables	<b>253,833.73</b>
	<b>4,077,358.84</b>	Net Valuation Taxable-County	<b>146,728,638</b>	Surplus	<b>350,989.12</b>
		State Equalized Valuation	<b>150,017,563</b>	Total	<b>809,838.83</b>
		State Equalization Ratio	<b>45.72</b>		

0607

Population 1990 4,215  
 Population 1994 4,289  
 S & P Rating  
 Moody Rating AAA

General Tax Rate Par \$100. 2.73  
 State Equalized Tax Rate 2.38

**HOPEWELL TWP. - CUMBERLAND CO.**  
 Form of Government:  
**Township Committee**  
 Number of Members on Governing Body - 5

PER CAPITA:  
 Gross Debt 2,993.62  
 Net Debt 1,026.36  
 Debt Service 1.17  
 Total Tax Levy 894.94  
 Municipal Expenditures 254.83

PER CENT:  
 Gross Debt 8.33  
 Net Debt 2.85  
 Tax Levy Collected 92.34  
 Tax Levy Cancelled, Abated or Adjusted .01

EXPENDITURES-CURRENT YEAR		REVENUES REALIZED-CURRENT YEAR		PROPERTY TAXES-CURRENT YEAR	
<b>GENERAL GOVERNMENT</b>				<b>STATE EQUALIZED TAX RATE</b>	
Governing Body & Public Boards		Property Taxes Collected	3,544,416.14	Local District School Taxes	.89 1,419,192.00
Municipal Clerk		Payments in Lieu of Taxes		Regional & Consolidated School Tax	.40 629,881.27
Financial Administration	48,188.00	Delinquent Tax & Lien Collections	269,431.46	School Taxes in Municipal Budget	
Assessment of Taxes	15,850.00	Business Personality Replacement Taxes	36,495.04	County Taxes	1.02 * 1,621,994.90
Collection of Taxes	21,210.00	Taxes from Public Utilities	136,469.80	County Library Taxes	
Planning, Housing & Development	16,650.00	Other Miscellaneous Tax Revenues		Local Municipal Purpose Taxes	.08 125,000.00
Human Resources	6,057.00	State Aid Revenues	199,452.21	Veteran & Senior Citizen Taxes	
Elections		Federal Aid Revenues		Total Taxes for Rate Computation	2.39 3,839,818.17
General Administration (other)	154,526.81			Special District Taxes	
<b>JUDICIARY</b>		Sale of Acquired Property		Bank Corp. Taxes	
Municipal Courts	15,260.00	Other Miscellaneous Revenues	155,565.58	Added and Omitted Taxes	42,321.11
<b>PUBLIC SAFETY</b>		Total	4,341,830.23	Total Taxes Levied - ABSTRACT	3,838,389.28
Fire Protection	26,118.00	Prior Years Surplus Appropriated	315,062.00	Total Taxes Billed	3,838,253.25
Police Protection	18,100.00	REVENUES TOTAL	4,656,892.23	TAXES COLLECTED	3,544,416.14
Civil Defense & Disaster Control	1,900.00	Reserve For Uncollected Taxes	420,000.00	Taxes Cancelled, Abated or Adjusted	394.01
Environmental Inspection & Control	30,600.00			Transfer to Tax Title Liens or Foreclosed	10,236.64
Other Public Safety		<b>CAPITAL OUTLAY TOTAL</b>	<b>1,459,006.60</b>	Ending Balance	283,206.46
<b>PUBLIC WORKS</b>				<b>PRIOR YEARS TAXES OUTSTANDING</b>	
Streets and Drainage	115,616.63	Public Enterprises	1,459,006.60	Beginning Balance	254,716.25
Sewers and Sewage Processing	113,857.48	Recreation-Culture		Collected	252,128.61
Garbage and Trash Disposal		Public Works		Cancelled, Abated or Adjusted	
Public Buildings and Grounds	29,000.00	Buildings and Grounds		Transfers to Tax Title Liens or Foreclosed	
Other Public Works	17,614.00	Library and Education		Ending Balance	2,587.64
<b>HEALTH and WELFARE</b>		Conservation		<b>TAX TITLE LIENS OUTSTANDING</b>	
Health Services Except Environmental	50.00	All Other		Beginning Balance	40,264.73
Welfare-Public Assistance	4,060.00			Transfer From Taxes	10,236.64
Hospital, Clinics, First Aid		<b>CAPITAL DEBT AUTHORIZED, ENDING BALANCE</b>		Redeemed	17,302.85
Animal, Insect, & Rodent Control	4,000.19	ISSUED AND UNISSUED	GROSS DEBT	NET DEBT	
Other Welfare Services		School	9,709,631	4,272,040	
<b>RECREATION and CONSERVATION</b>		Self-Liquidating	3,000,000		
Beeches and Boardwalks		Other	130,000	130,000	
Parks, Playgrounds, Shade Trees		Total	12,839,631	4,402,040	
Land Reclamation & Conservation	304.15	ISSUED AND OUTSTANDING			
Other Recreational Services	2,000.00	School	9,709,631.84		
<b>EDUCATION (excluding schools)</b>		Self-Liquidating	1,165,214.75		
Libraries		Other	30,000.00		
Other Educational Services		Total	10,904,846.59		
<b>STATUTORY EXPENDITURES</b>		EQUALIZED VALUATION BASIS			
Pensions & F. I. C. A.	26,271.31	FOR NET DEBT COMPUTATION	154,198,656		
Employee Fringe Benefits		<b>REAL PROPERTY VALUATIONS</b>			
Other Statutory Expenditures		Code Class # of Parcels % VAL'N	ASSESSED VALUATION		
<b>MUNICIPAL FUNCTIONS</b>		1 Vacant Land 321 2.69	3,701,600.00		
<b>CAPITAL IMPROVEMENTS</b>	<b>TOTAL</b>	2 Residential 1281 75.41	103,867,200.00		
<b>DEBT SERVICE</b>	<b>*MEMO*</b>	3 Farm 629 15.86	21,839,300.00		
Principal Payments	5,000.00	4a Commercial 48 6.05	8,331,000.00		
Interest Payments		4b Industrial			
<b>DEFERRED CHARGES</b>		4c Apartments			
SCHOOL, COUNTY, SPECIAL DISTRICT TAXES	728.69	Total 2279	137,739,100.00		
RESERVE FOR UNCOLLECTED TAXES	3,671,068.17	Land Area 31.40 Sq Miles			
EXPENDITURES TOTAL	4,764,030.43	Net Valuation Taxable-Municipal	139,067,444		
		Net Valuation Taxable-County	158,210,215		
		State Equalized Valuation	159,177,416		
		State Equalization Ratio	87.26		
				<b>LIABILITIES, RESERVES, AND SURPLUS</b>	
				Cash Liabilities	842,101.70
				Reserves for Receivables	432,573.78
				Surplus	524,210.84
				Total	1,798,886.32

\*Includes County Health Service Taxes or County Open Space Tax. See Table 13.

Population 1990 11,590  
 Population 1994 12,156  
 S & P Rating  
 Moody Rating

General Tax Rate Per \$100. 4.02  
 State Equalized Tax Rate 2.09

**HOPEWELL TWP. - MERCER CO.**  
 Form of Government:  
**Township Committee**  
 Number of Members on Governing Body - 5

PER CAPITA:  
 Gross Debt 3,395.81  
 Net Debt 1,114.80  
 Debt Service 126.43  
 Total Tax Levy 2,457.53  
 Municipal Expenditures 728.55

PER CENT:  
 Gross Debt 3.20  
 Net Debt 1.05  
 Tax Levy Collected  
 Tax Levy Cancelled, Abated or Adjusted

EXPENDITURES-CURRENT YEAR		REVENUES REALIZED-CURRENT YEAR		PROPERTY TAXES-CURRENT YEAR	
<b>GENERAL GOVERNMENT</b>		<b>REVENUES REALIZED-CURRENT YEAR</b>		<b>PROPERTY TAXES-CURRENT YEAR</b>	
Governing Body & Public Boards	35,250.00	Property Taxes Collected	28,857,301.12	STATE EQUALIZED TAX RATE	
Municipal Clerk	81,250.00	Payments in Lieu of Taxes		Local District School Taxes	
Financial Administration	72,700.00	Delinquent Tax & Lien Collections	941,421.33	Regional & Consolidated School Tax	1.24 16,471,029.98
Assessment of Taxes	337,050.00	Business Personalty Replacement Taxes	277,737.40	School Taxes in Municipal Budget	
Collection of Taxes	73,400.00	Taxes from Public Utilities	1,276,211.00	County Taxes	.57 * 7,628,515.69
Planning, Housing & Development	117,798.00	Other Miscellaneous Tax Revenues		County Library Taxes	.06 815,296.86
Human Resources	92,351.00	State Aid Revenues	479,808.29	Local Municipal Purpose Taxes	.22 2,919,811.00
Elections	5,391.07	Federal Aid Revenues		Veteran & Senior Citizen Taxes	71,150.00
General Administration (other)	605,233.67			Total Taxes for Rate Computation	2.09 27,905,803.52
<b>JUDICIARY</b>		Sale of Acquired Property		Special District Taxes	693,907.00
Municipal Courts	217,950.00	Other Miscellaneous Revenues	1,722,776.12	Bank Corp. Taxes	
<b>PUBLIC SAFETY</b>		Total	33,555,255.26	Added and Omitted Taxes	1,345,175.04
Fire Protection	46,400.00	Prior Years Surplus Appropriated	1,163,489.00	Total Taxes Levied - ABSTRACT	29,873,735.56
Police Protection	1,831,447.79	REVENUES TOTAL	34,718,744.26	Total Taxes Billed	
Civil Defense & Disaster Control	2,450.00	Reserve For Uncollected Taxes	1,042,471.00	<b>TAXES COLLECTED</b>	28,857,301.12
Environmental Inspection & Control	480,300.00			Taxes Cancelled, Abated or Adjusted	69,157.30
Other Public Safety		<b>CAPITAL OUTLAY TOTAL</b>	4,573,704.57	Transfer to Tax Title Liens or Foreclosed	
<b>PUBLIC WORKS</b>				Ending Balance	1,007,697.43
Streets and Drainage	977,337.00	Public Enterprises	2,365.68	<b>PRIOR YEARS TAXES OUTSTANDING</b>	
Sewers and Sewage Processing	46,400.00	Recreation-Culture		Beginning Balance	991,643.06
Garbage and Trash Disposal		Public Works		Collected	941,421.33
Public Buildings and Grounds	150,400.00	Buildings and Grounds	4,571,338.89	Cancelled, Abated or Adjusted	1,931.72
Other Public Works		Library and Education		Transfers to Tax Title Liens or Foreclosed	
<b>HEALTH and WELFARE</b>		Conservation		Ending Balance	48,290.01
Health Services Except Environmental	188,330.00	All Other		<b>TAX TITLE LIENS OUTSTANDING</b>	
Welfare-Public Assistance	1,465.47			Beginning Balance	
Hospital, Clinics, First Aid		<b>CAPITAL DEBT AUTHORIZED, ENDING BALANCE</b>		Transfer From Taxes	
Animal, Insect, & Rodent Control	24,000.00	ISSUED AND UNISSUED		Redeemed	
Other Welfare Services		School	27,320,554	Cancelled, Abated or Adjusted	
<b>RECREATION and CONSERVATION</b>		Self-Liquidating	521,700	Transfers to Foreclosed Property	
Beaches and Boardwalks		Other	13,437,200	Ending Balance	
Perks, Playgrounds, Shade Trees		Total	41,279,454	<b>PROPERTY ACQUIRED BY DEED OR FORECLOSURE</b>	
Land Reclamation & Conservation	250.00	ISSUED AND OUTSTANDING		Beginning Balance	
Other Recreational Services	15,350.00	School	9,679,980.67	Transfers From Taxes or Liens	
<b>EDUCATION (excluding schools)</b>		Self-Liquidating	455,500.00	Sale for Cash	
Libraries		Other	13,437,200.00	Cancelled, Abated or Adjusted	
Other Educational Services	6,625.00	Total	23,572,680.67	Ending Balance	
<b>STATUTORY EXPENDITURES</b>		EQUALIZED VALUATION BASIS FOR NET DEBT COMPUTATION	1,288,708,334	<b>CURRENT FINANCES ENDING BALANCE</b>	
Pensions & F. I. C. A.	250,330.00	<b>REAL PROPERTY VALUATIONS</b>		ASSETS	
Employee Fringe Benefits	499,350.00	Code Class # of Parcels % VAL'N	ASSESSED VALUATION	Cash	9,431,528.74
Other Statutory Expenditures	103.00	1 Vacant Land 1245 4.63	32,014,575.00	Taxes Receivable	1,055,987.44
<b>MUNICIPAL FUNCTIONS</b>		2 Residential 3700 68.14	470,960,780.00	Tax Title Liens	
CAPITAL IMPROVEMENTS	6,158,909.00	3 Farm 905 8.68	60,026,100.00	Foreclosed Property	
<b>DEBT SERVICE</b>		4a Commercial 129 4.89	33,762,650.00	Emergencies & Other Deferred Charges	238,000.00
Principal Payments	900,000.00	4b Industrial 27 13.48	93,199,150.00	State and Federal Aid Receivable	45,185.06
Interest Payments	636,941.46	4c Apartments 7 .17	1,182,900.00	Other Receivables	66,054.96
<b>DEFERRED CHARGES</b>		Total 6013	691,146,155.00	Total	10,836,756.20
SCHOOL, COUNTY, SPECIAL DISTRICT TAXES	117,886.74	Land Area 58.00 Sq Miles		<b>LIABILITIES, RESERVES, AND SURPLUS</b>	
RESERVE FOR UNCOLLECTED TAXES	25,608,749.52	Net Valuation Taxable-Municipal	693,907,301	Cash Liabilities	8,233,684.21
EXPENDITURES TOTAL	34,464,957.72	Net Valuation Taxable-County	1,360,625,308	Reserves for Receivables	1,122,042.40
		State Equalized Valuation	1,329,591,929	Surplus	1,481,029.59
		State Equalization Ratio	52.09	Total	10,836,756.20

1319

Population 1990 38,987  
 Population 1994 41,814  
 S & P Rating  
 Moody Rating

General Tax Rate Per \$100. 2.29  
 State Equalized Tax Rate 2.32

**HOWELL TOWNSHIP - MONMOUTH CO.**  
 Form of Government:  
**Township Committee**  
 Number of Members on Governing Body - 5

PER CAPITA:  
 Gross Debt 2,404.05  
 Net Debt 270.40  
 Debt Service 75.92  
 Total Tax Levy 1,275.10  
 Municipal Expenditures 663.24

PER CENT:  
 Gross Debt 4.74  
 Net Debt .53  
 Tax Levy Collected 94.08  
 Tax Levy Cancelled, Abated or Adjusted .86

EXPENDITURES-CURRENT YEAR		REVENUES REALIZED-CURRENT YEAR		PROPERTY TAXES-CURRENT YEAR	
<b>GENERAL GOVERNMENT</b>		<b>REVENUES REALIZED-CURRENT YEAR</b>		<b>STATE EQUALIZED TAX RATE</b>	
Governing Body & Public Boards	29,251.00	Property Taxes Collected	50,168,278.19	Local District School Taxes	1.09 23,870,858.00
Municipal Clerk	187,286.00	Payments in Lieu of Taxes		Regional & Consolidated School Tax	.32 7,101,340.08
Financial Administration	281,059.00	Delinquent Tax & Lien Collections	2,896,782.59	School Taxes in Municipal Budget	
Assessment of Taxes	138,539.00	Business Personality Replacement Taxes	240,647.40	County Taxes	.46 * 10,021,615.47
Collection of Taxes	185,669.15	Taxes from Public Utilities	7,284,315.54	County Library Taxes	.02 419,271.48
Planning, Housing & Development	329,762.00	Other Miscellaneous Tax Revenues		Local Municipal Purpose Taxes	.43 9,414,427.00
Human Resources	427,153.50	State Aid Revenues	2,145,434.45	Veteran & Senior Citizen Taxes	
Elections	10,301.00	Federal Aid Revenues		Total Taxes for Rate Computation	2.32 51,081,012.03
General Administration (other)	2,624,014.00			Special District Taxes	1,741,551.00
<b>JUDICIARY</b>		Sale of Acquired Property		Bank Corp. Taxes	
Municipal Courts	321,244.00	Other Miscellaneous Revenues	3,097,688.75	Added and Omitted Taxes	748,001.53
<b>PUBLIC SAFETY</b>		Total	55,833,146.92	Total Taxes Levied - ABSTRACT	53,317,064.56
Fire Protection	238,939.00	Prior Years Surplus Appropriated	4,353,350.00	Total Taxes Billed	53,326,439.00
Police Protection	5,180,252.00	<b>REVENUES TOTAL</b>	<b>70,186,496.92</b>	<b>TAXES COLLECTED</b>	<b>50,168,278.19</b>
Civil Defense & Disaster Control	23,850.00	Reserve For Uncollected Taxes	6,750,376.00	Taxes Cancelled, Abated or Adjusted	461,210.08
Environmental Inspection & Control	387,229.00	<b>CAPITAL OUTLAY TOTAL</b>	<b>287,326.40</b>	Transfer to Tax Title Liens or Foreclosed	335,046.95
Other Public Safety				Ending Balance	2,361,903.78
<b>PUBLIC WORKS</b>		Public Enterprises		<b>PRIOR YEARS TAXES OUTSTANDING</b>	
Streets and Drainage	2,511,210.48	Recreation-Culture	11,564.98	Beginning Balance	3,323,983.14
Sewers and Sewage Processing	75,000.00	Public Works	275,761.42	Collected	2,597,963.51
Garbage and Trash Disposal		Buildings and Grounds		Cancelled, Abated or Adjusted	121,146.34
Public Buildings and Grounds	1,363,000.00	Library and Education		Transfers to Tax Title Liens or Foreclosed	93,652.42
Other Public Works	2,059,436.29	Conservation		Ending Balance	511,220.87
<b>HEALTH and WELFARE</b>		All Other		<b>TAX TITLE LIENS OUTSTANDING</b>	
Health Services Except Environmental	31,250.00			Beginning Balance	1,112,962.88
Welfare-Public Assistance	57,017.00	<b>CAPITAL DEBT AUTHORIZED, ENDING BALANCE</b>		Transfer From Taxes	452,565.96
Hospital, Clinics, First Aid		<b>ISSUED AND UNISSUED GROSS DEBT</b>		Redeemed	173,515.46
Animal, Insect, & Rodent Control		School	36,716,464	Cancelled, Abated or Adjusted	92.65
Other Welfare Services	92,225.00	Sell-Liquidating	52,500,000	Transfers to Foreclosed Property	
<b>RECREATION and CONSERVATION</b>		Other	11,306,369	Ending Balance	1,391,920.73
Beeches and Boardwalks		Total	100,522,833	<b>PROPERTY ACQUIRED BY DEED OR FORECLOSURE</b>	
Perks, Playgrounds, Shade Trees	5,510.00	<b>ISSUED AND OUTSTANDING</b>		Beginning Balance	455,600.00
Land Reclamation & Conservation	145,963.77	School	36,716,464.54	Transfers From Taxes or Liens	
Other Recreational Services	401,670.50	Sell-Liquidating	52,500,000.00	Sale for Cash	
<b>EDUCATION (excluding schools)</b>		Other	9,336,000.00	Cancelled, Abated or Adjusted	
Libraries		Total	98,552,464.54	Ending Balance	455,600.00
Other Educational Services	6,300.00	<b>EQUALIZED VALUATION BASIS FOR NET DEBT COMPUTATION</b>	<b>2,120,061,369</b>	<b>CURRENT FINANCES ENDING BALANCE ASSETS</b>	
<b>STATUTORY EXPENDITURES</b>		<b>REAL PROPERTY VALUATIONS</b>		Cash	12,283,704.64
Pensions & F. I. C. A.	1,304,772.00	Code Class # of Parcels % VAL'N	<b>ASSESSED VALUATION</b>	Taxes Receivable	2,873,124.65
Employee Fringe Benefits	1,185,840.00	1 Vacant Land 1950 5.75	126,560,115.00	Tax Title Liens	1,391,920.73
Other Statutory Expenditures		2 Residential 12555 79.41	1,747,904,560.00	Foreclosed Property	455,600.00
<b>MUNICIPAL FUNCTIONS TOTAL</b>	<b>19,603,743.69</b>	3 Farm 541 1.97	43,461,319.00	Emergencies & Other Deferred Charges	203,266.43
<b>CAPITAL IMPROVEMENTS *MEMO*</b>	<b>90,000.00</b>	4a Commercial 413 10.93	240,498,020.00	State and Federal Aid Receivable	2,416.53
<b>DEBT SERVICE</b>		4b Industrial 55 1.94	42,750,150.00	Other Receivables	86,424.94
Principal Payments	2,313,838.35	4c Apartments		Total	17,296,457.92
Interest Payments	860,849.30	Total 15514	2,201,174,164.00	<b>LIABILITIES, RESERVES, AND SURPLUS</b>	
<b>DEFERRED CHARGES</b>	<b>203,955.84</b>	Land Area 62.10 Sq Miles		Cash Liabilities	6,420,674.45
SCHOOL, COUNTY, SPECIAL DISTRICT TAXES	43,154,636.03	Net Valuation Taxable-Municipal	2,215,525,817	Reserves for Receivables	4,807,070.32
RESERVE FOR UNCOLLECTED TAXES	4,750,376.00	Net Valuation Taxable-County	2,136,665,907	Surplus	6,068,713.15
<b>EXPENDITURES TOTAL</b>	<b>70,887,399.21</b>	State Equalized Valuation	2,190,069,913	Total	17,296,457.92
		State Equalization Ratio	101.17		

Population 1990 **3,940**  
 Population 1994 **4,879**  
 S & P Rating  
 Moody Rating

General Tax Rate Per \$100. **2.19**  
 State Equalized Tax Rate **2.16**

**INDEPENDENCE TOWNSHIP - WARREN CO.**

Form of Government:  
**Township Committee**

Number of Members on Governing Body - 5

PER CAPITA: Gross Debt **648.89** PER CENT: Gross Debt **1.22**  
 Net Debt **311.64** Net Debt **.59**  
 Debt Service **48.69** Tax Levy Collected **94.79**  
 Total Tax Levy **1,211.70** Tax Levy Cancelled, Abated or Adjusted **.14**  
 Municipal Expenditures **392.84**

EXPENDITURES-CURRENT YEAR		REVENUES REALIZED-CURRENT YEAR			PROPERTY TAXES-CURRENT YEAR	
<b>GENERAL GOVERNMENT</b>		<b>REVENUES REALIZED-CURRENT YEAR</b>			<b>PROPERTY TAXES-CURRENT YEAR</b>	
Governing Body & Public Boards		Property Taxes Collected	5,609,675.70		STATE EQUALIZED TAX RATE	
Municipal Clerk		Payments in Lieu of Taxes			Local District School Taxes	
Financial Administration	43,458.00	Delinquent Tax & Lien Collections	243,816.05		Regional & Consolidated School Tax	1.23 3,342,243.99
Assessment of Taxes	25,573.95	Business Personalty Replacement Taxes	29,051.48		School Taxes in Municipal Budget	
Collection of Taxes	22,925.00	Taxes from Public Utilities	244,929.00		County Taxes	.66 * 1,786,124.82
Planning, Housing & Development	24,036.00	Other Miscellaneous Tax Revenues	263,799.15		County Library Taxes	.06 162,383.43
Human Resources	96,820.00	State Aid Revenues			Local Municipal Purpose Taxes	.21 562,474.40
Elections		Federal Aid Revenues			Vataram & Senior Citizen Taxes	26,400.00
General Administration (other)	219,864.00				Total Taxes for Rate Computation	2.16 5,879,626.64
<b>JUDICIARY</b>		Sale of Acquired Property	220,648.82		Special District Taxes	
Municipal Courts	30,275.00	Other Miscellaneous Revenues	220,648.82		Bank Corp. Taxes	
<b>PUBLIC SAFETY</b>		Total	6,611,920.20		Added and Omitted Taxes	58,650.10
Fire Protection	27,289.40	Prior Years Surplus Appropriated	527,488.00		Total Taxes Levied - ABSTRACT	5,911,876.74
Police Protection	258,457.52	REVENUES	7,139,408.20		Total Taxes Billad	5,918,281.73
Civil Defense & Disaster Control	1,500.00	Reserva For Uncollected Taxes	349,256.00		TAXES COLLECTED	5,609,675.70
Environmental Inspection & Control	62,405.00	CAPITAL OUTLAY	145,126.68		Texas Cancelled, Abated or Adjusted	8,305.82
Other Public Safety		TOTAL	145,126.68		Transfer to Tax Title Liens or Foreclosed	25,616.00
<b>PUBLIC WORKS</b>					Ending Balance	274,684.21
Streets and Drainage	222,696.73	Public Enterprises			<b>PRIOR YEARS TAXES OUTSTANDING</b>	
Sewars and Sewage Processing	33,300.00	Recreation-Culture	86,220.68		Beginning Balance	201,881.71
Garbage and Trash Disposal	17,500.00	Public Works	10,681.75		Collected	196,335.05
Public Buildings and Grounds	20,000.00	Buildings and Grounds	48,224.25		Cancelled, Abated or Adjusted	4,681.44
Other Public Works		Library and Education			Transfers to Tax Title Liens or Foreclosed	865.22
<b>HEALTH and WELFARE</b>		Conservation			Ending Balance	
Health Services Except Environmental		All Other			TAX TITLE LIENS OUTSTANDING	
Welfare-Public Assistance	646.00				Beginning Balance	162,725.44
Hospital, Clinics, First Aid		<b>CAPITAL DEBT AUTHORIZED, ENDING BALANCE</b>			Transfer From Taxes	26,577.94
Animal, Insect, & Rodent Control	4,000.00	ISSUED AND UNISSUED	GROSS DEBT	NET DEBT	Redeamed	47,481.00
Other Welfare Services		School	1,645,423		Cancelled, Abated or Adjusted	
<b>RECREATION and CONSERVATION</b>		Self-Liquidating			Transfers to Foreclosed Property	
Beeches and Boardwalks		Other	1,520,506	1,520,506	Ending Balance	141,822.38
Perks, Playgrounds, Sheda Trees		Total	3,165,929	1,520,506	<b>PROPERTY ACQUIRED BY DEED OR FORECLOSURE</b>	
Land Reclamation & Conservation	1,000.00	ISSUED AND OUTSTANDING			Beginning Balance	2,240.00
Other Recreational Services	50,975.00	School	1,645,423.03		Transfers From Taxes or Liens	
<b>EDUCATION (excluding schools)</b>		Self-Liquidating			Sale for Cash	
Libraries		Other	1,520,506.09		Cancelled, Abated or Adjusted	
Other Educational Services		Total	3,165,929.12		Ending Balance	2,240.00
<b>STATUTORY EXPENDITURES</b>		<b>EQUALIZED VALUATION BASIS</b>			<b>CURRENT FINANCES ENDING BALANCE</b>	
Pensions & F. I. C. A.	66,721.00	FOR NET DEBT COMPUTATION	259,890,724		ASSETS	
Employee Fringe Benefits	99,295.05	<b>REAL PROPERTY VALUATIONS</b>			Cash	1,262,745.97
Other Statutory Expenditures	1,150.00	Code Class # of Parcels % VAL'N	ASSESSED VALUATION		Texas Receivable	274,684.21
<b>MUNICIPAL FUNCTIONS</b>		1 Vacent Land 368 5.32	14,146,000.00		Tax Title Liens	141,822.38
<b>CAPITAL IMPROVEMENTS</b>		2 Residential 1517 80.66	214,505,600.00		Foreclosed Property	2,240.00
<b>DEBT SERVICE</b>		3 Farm 240 4.43	11,780,960.00		Emergencias & Other Deferred Charges	
Principal Payments	207,488.00	4a Commercial 51 4.70	12,502,600.00		State and Federal Aid Receivable	6,514.59
Interest Payments	30,058.72	4b Industrial 5 .81	2,166,800.00		Other Receivables	2,601.53
<b>DEFERRED CHARGES</b>		4c Apartments 9 4.08	10,851,100.00		Total	1,690,608.68
<b>SCHOOL, COUNTY, SPECIAL DISTRICT TAXES</b>		Total 2190	265,953,060.00		<b>LIABILITIES, RESERVES, AND SURPLUS</b>	
<b>RESERVE FOR UNCOLLECTED TAXES</b>		Land Area 20.10 Sq Miles			Cash Liabilities	565,103.00
<b>EXPENDITURES</b>		Net Valuation Taxable-Municipal	267,563,085		Reserves for Receivables	426,944.90
TOTAL	7,207,442.61	Net Valuation Taxable-County	272,500,351		Surplus	698,560.78
		State Equalized Valuation	270,738,805		Total	1,690,608.68
		State Equalization Ratio	98.82			

\*Includes County Health Service Taxes or County Open Space Tax. See Table 13.

1320

Population 1990 910  
 Population 1994 918  
 S & P Rating  
 Moody Rating

General Tax Rate Per \$100. 1.71  
 State Equalized Tax Rate 1.59

**INTERLAKEN BOROUGH - MONMOUTH CO.**  
 Form of Government:  
**Borough Council**  
 Number of Members on Governing Body - 6

PER CAPITA:  
 Gross Debt 231.25  
 Net Debt 231.25  
 Debt Service 76.57  
 Total Tax Levy 1,600.66  
 Municipal Expenditures 1,262.30

PER CENT:  
 Gross Debt .21  
 Net Debt .21  
 Tax Levy Collected 97.57  
 Tax Levy Cancelled, Abated or Adjusted .02

EXPENDITURES-CURRENT YEAR		REVENUES REALIZED-CURRENT YEAR			PROPERTY TAXES-CURRENT YEAR		
<b>GENERAL GOVERNMENT</b>		<b>REVENUES REALIZED-CURRENT YEAR</b>			<b>STATE EQUALIZED TAX RATE</b>		
Governing Body & Public Boards		Property Taxes Collected		1,433,830.75	Local District School Taxes	.18	165,597.00
Municipal Clerk		Payments in Lieu of Taxes			Regional & Consolidated School Tax		
Financial Administration	15,000.00	Delinquent Tax & Lien Collections	19,436.51		School Taxes in Municipal Budget		
Assessment of Taxes	5,625.00	Business Personally Replacement Taxes	14.00		County Taxes	.50 *	460,159.05
Collection of Taxes	16,083.00	Taxes from Public Utilities	99,255.00		County Library Taxes	.02	19,591.63
Planning, Housing & Development	2,233.00	Other Miscellaneous Tax Revenues			Local Municipal Purpose Taxes	.89	817,858.19
Human Resources	5,697.00	State Aid Revenues	31,067.16		Veteran & Senior Citizen Taxes		8,550.00
Elections	483.00	Federal Aid Revenues			Total Taxes for Rate Computation	1.59	1,471,755.87
General Administration (other)	113,088.92				Special District Taxes		
<b>JUDICIARY</b>		Sale of Acquired Property		52,948.42	Bank Corp. Taxes		
Municipal Courts	13,897.27	Other Miscellaneous Revenues			Added and Omitted Taxes		6,202.27
<b>PUBLIC SAFETY</b>		Total		1,636,551.84	Total Taxes Levied - ABSTRACT		1,469,408.14
Fire Protection	45,137.30	Prior Years Surplus Appropriated		150,000.00	Total Taxes Billed		1,469,555.05
Police Protection	292,917.82	REVENUES TOTAL		1,786,551.84	TAXES COLLECTED		1,433,830.75
Civil Defense & Disaster Control	25.00	Reserve For Uncollected Taxes		75,746.89	Taxes Cancelled, Abated or Adjusted		301.31
Environmental Inspection & Control	5,353.53	<b>CAPITAL OUTLAY TOTAL</b>			81,265.35	Transfer to Tax Title Liens or Foreclosed	
Other Public Safety		Public Enterprises		5,585.00	Ending Balance		35,422.99
<b>PUBLIC WORKS</b>		Recreation-Culture		3,782.47	<b>PRIOR YEARS TAXES OUTSTANDING</b>		
Streets and Drainage	87,755.83	Public Works		71,897.88	Beginning Balance		19,572.89
Sewers and Sewage Processing	70,300.00	Buildings and Grounds			Collected		19,436.51
Garbage and Trash Disposal	121,476.00	Library and Education			Cancelled, Abated or Adjusted		60.52
Public Buildings and Grounds	10,500.00	Conservation			Transfers to Tax Title Liens or Foreclosed		
Other Public Works	8,500.00	All Other			Ending Balance		75.86
<b>HEALTH and WELFARE</b>		<b>CAPITAL DEBT AUTHORIZED, ENDING BALANCE</b>			<b>TAX TITLE LIENS OUTSTANDING</b>		
Health Services Except Environmental	2,752.00	ISSUED AND UNISSUED	GROSS DEBT	NET DEBT	Beginning Balance		
Wellere-Public Assistance		School			Transler From Taxes		
Hospital, Clinics, First Aid		Self-Liquidating			Redeemed		
Animal, Insect, & Rodent Control		Other	212,284	212,284	Cancelled, Abated or Adjusted		
Other Welfare Services	535.00	Total	212,284	212,284	Transfers to Foreclosed Property		
<b>RECREATION and CONSERVATION</b>		<b>ISSUED AND OUTSTANDING</b>			<b>ENDING BALANCE</b>		
Beeches and Boardwalks		School			TAX TITLE LIENS OUTSTANDING		
Perks, Playgrounds, Shede Trees	34,635.00	Self-Liquidating			Beginning Balance		
Land Reclamation & Conservation	41,474.00	Other			Transfer From Taxes		
Other Recreational Services		Total			Redeemed		
<b>EDUCATION (excluding schools)</b>		<b>EQUALIZED VALUATION BASIS</b>			<b>PROPERTY ACQUIRED BY DEED OR FORECLOSURE</b>		
Libraries	3,181.20	FOR NET DEBT COMPUTATION		99,368.002	Beginning Balance		11,700.00
Other Educational Services		REAL PROPERTY VALUATIONS			Transfers From Taxes or Liens		
<b>STATUTORY EXPENDITURES</b>		Code	Class	# of Parcels	% VAL'N	ASSESSED VALUATION	
Pensions & F. I. C. A.	52,801.00	1	Vacant Land	23	1.73	1,478,800.00	
Employee Fringe Benefits	53,899.00	2	Residential	383	98.27	83,826,400.00	
Other Statutory Expenditures		3	Farm				
<b>MUNICIPAL FUNCTIONS TOTAL</b>		4a	Commercial				
	1,003,349.87	4b	Industrial				
<b>CAPITAL IMPROVEMENTS *MEMO*</b>		4c	Apartments				
	10,000.00	Total		406		85,305,200.00	
<b>DEBT SERVICE</b>		<b>Land Area .38 Sq Miles</b>			<b>LIABILITIES, RESERVES, AND SURPLUS</b>		
Principal Payments	66,850.00	Net Valuation Taxable-Municipal		85,482,273	Cash Liabilities		203,998.40
Interest Payments	3,440.23	Net Valuation Taxable-County		99,578,240	Reserves for Receivables		49,527.85
<b>DEFERRED CHARGES</b>		State Equalized Valuation		91,765,220	Surplus		128,542.02
SCHOOL, COUNTY, SPECIAL DISTRICT TAXES	9,400.00	State Equalization Ratio		93.14	Total		382,068.27
SCHOOL, COUNTY, SPECIAL DISTRICT TAXES	645,347.68				<b>CURRENT FINANCES ENDING BALANCE</b>		
RESERVE FOR UNCOLLECTED TAXES	75,746.89				<b>ASSETS</b>		
EXPENDITURES TOTAL	1,804,134.67				Cash		
					308,318.95		
					Taxes Receivable		
					35,498.85		
					Tax Title Liens		
					11,700.00		
					Foreclosed Property		
					24,221.47		
					Emergencies & Other Deferred Charges		
					State and Federal Aid Receivable		
					Other Receivables		
					2,329.00		
					Total		
					382,068.27		

\*Includes County Health Service Taxes or County Open Space Tax. See Table 13

0709

Population 1990 61,018  
 Population 1994 59,605  
 S & P Rating  
 Moody Rating AAA

General Tax Rate Per \$100. 17.20  
 State Equalized Tax Rate 3.79

IRVINGTON TOWNSHIP - ESSEX COUNTY  
 Form of Government:  
**Mayor-Council Plan D (OMCL 50)**  
 Number of Members on Governing Body - 7

PER CAPITA: PER CENT:  
 Gross Debt 1,663.85 Gross Debt 7.52  
 Net Debt 764.29 Net Debt 3.45  
 Debt Service 55.52 Tax Levy Collected 99.71  
 Total Tax Levy 826.91 Tax Levy Cancelled, Abated  
 Municipal Expenditures 947.88 or Adjusted .07

EXPENDITURES-CURRENT YEAR		REVENUES REALIZED-CURRENT YEAR			PROPERTY TAXES-CURRENT YEAR	
<b>GENERAL GOVERNMENT</b>		<b>REVENUES REALIZED-CURRENT YEAR</b>			<b>PROPERTY TAXES-CURRENT YEAR</b>	
Governing Body & Public Boards	390,877.51	Property Taxes Collected	61,547,458.62	STATE EQUALIZED TAX RATE		
Municipal Clerk	182,706.82	Payments in Lieu of Taxes	250,691.10	Local District School Taxes	1.31	
Financial Administration	879,925.93	Delinquent Tax & Lien Collections	4,536,798.21	Regional & Consolidated School Tax		
Assessment of Taxes	150,870.38	Business Personalty Replacement Taxes	724,901.00	School Taxes in Municipal Budget		
Collection of Taxes	319,832.41	Taxes from Public Utilities	1,266,841.47	County Taxes	.70 *	
Planning, Housing & Development	763,235.91	Other Miscellaneous Tax Revenues		County Library Taxes		
Human Resources	1,266,981.95	State Aid Revenues	9,830,304.43	Local Municipal Purpose Taxes	1.78	
Elections	76,976.17	Federal Aid Revenues		Veteran & Senior Citizen Taxes		
General Administration (other)	3,631,629.00			Total Taxes for Rate Computation	3.79	
<b>JUDICIARY</b>		<b>CAPITAL OUTLAY</b>			Special District Taxes	
Municipal Courts	816,323.00	Sale of Acquired Property	9,510,474.80	Bank Corp. Taxes		
<b>PUBLIC SAFETY</b>		Other Miscellaneous Revenues	67,667,469.63	Added and Omitted Taxes	28,233.55	
Fire Protection	7,818,191.35			Total Taxes Levied - ABSTRACT	49,287,696.75	
Police Protection	9,225,425.74	Prior Years Surplus Appropriated	2,037,000.00	Total Taxes Billed	46,312,745.52	
Civil Defense & Disaster Control	15,040.60	REVENUES TOTAL	59,704,469.63	TAXES COLLECTED	41,547,458.62	
Environmental Inspection & Control	188,345.05	Reserve For Uncollected Taxes	3,773,198.60	Taxes Cancelled, Abated or Adjusted	33,174.84	
Other Public Safety				Transfer to Tax Title Liens or Foreclosed	187,371.48	
<b>PUBLIC WORKS</b>		<b>TOTAL</b>			Ending Balance	6,544,740.58
Streets and Drainage	2,530,512.59	Public Enterprises		<b>PRIOR YEARS TAXES OUTSTANDING</b>		
Sewers and Sewage Processing	5,029,737.00	Recreation-Culture	17,360,236.79	Beginning Balance	3,269,987.20	
Garbage and Trash Disposal	1,149,464.05	Public Works	3,137,293.92	Collected	2,646,174.03	
Public Buildings and Grounds	1,068,425.30	Buildings and Grounds	43,996,385.69	Cancelled, Abated or Adjusted	45,886.39	
Other Public Works	311,814.87	Library and Education		Transfers to Tax Title Liens or Foreclosed	349,740.89	
<b>HEALTH and WELFARE</b>		Conservation		Ending Balance	228,185.89	
Health Services Except Environmental	1,153,321.10	All Other		<b>TAX TITLE LIENS OUTSTANDING</b>		
Welfare-Public Assistance	233,191.86	<b>CAPITAL DEBT AUTHORIZED, ENDING BALANCE</b>			Beginning Balance	6,034,355.05
Hospital, Clinics, First Aid		ISSUED AND UNISSUED	GROSS DEBT	NET DEBT	Transfer From Taxes	492,421.15
Animal, Insect, & Rodent Control		School	59,239,000	5,620,692	Redeemed	1,890,624.18
Other Welfare Services		Self-Liquidating			Cancelled, Abated or Adjusted	22,195.41
<b>RECREATION and CONSERVATION</b>		Other	39,934,774	39,934,774	Transfers to Foreclosed Property	693,113.13
Beeches and Boardwalks		Total	99,173,774	45,555,467	Ending Balance	3,920,843.49
Parks, Playgrounds, Shade Trees	516,070.72	<b>ISSUED AND OUTSTANDING</b>			<b>PROPERTY ACQUIRED BY DEED OR FORECLOSURE</b>	
Land Reclamation & Conservation		School		58,549,000.00	Beginning Balance	151,000.00
Other Recreational Services	399,156.90	Self-Liquidating			Transfers From Taxes or Liens	755,360.63
<b>EDUCATION (excluding schools)</b>		Other		39,678,513.48	Sale for Cash	
Libraries	847,431.10	Total		98,227,513.48	Cancelled, Abated or Adjusted	755,360.63
Other Educational Services		<b>EQUALIZED VALUATION BASIS FOR NET DEBT COMPUTATION</b>			Ending Balance	151,000.00
<b>STATUTORY EXPENDITURES</b>					<b>CURRENT FINANCES ENDING BALANCE</b>	
Pensions & F. I. C. A.	3,804,995.86				<b>ASSETS</b>	
Employee Fringe Benefits	5,325,000.00				Cash	15,393,705.29
Other Statutory Expenditures					Taxes Receivable	4,772,926.47
<b>MUNICIPAL FUNCTIONS</b>					Tax Title Liens	3,920,843.48
CAPITAL IMPROVEMENTS	48,095,483.17				Foreclosed Property	151,000.00
DEBT SERVICE					Emergencies & Other Deferred Charges	6,952,453.26
Principal Payments	1,611,696.50				State and Federal Aid Receivable	70,957.31
Interest Payments	1,697,650.05				Other Receivables	1,986,012.36
<b>DEFERRED CHARGES</b>					Total	33,247,898.17
SCHOOL, COUNTY, SPECIAL DISTRICT TAXES	1,320,203.00				<b>LIABILITIES, RESERVES, AND SURPLUS</b>	
RESERVE FOR UNCOLLECTED TAXES	26,112,829.78				Cash Liabilities	22,302,157.92
EXPENDITURES	82,611,061.10				Reserves for Receivables	10,830,782.31
					Surplus	114,957.94
					Total	33,247,898.17

\*Includes County Health Service Taxes or County Open Space Tax. See Table 13.

1510

Population 1990 1,470  
 Population 1994 1,508  
 S & P Rating  
 Moody Rating BAA1

General Tax Rate Per \$100 2.56  
 State Equalized Tax Rate 2.52

ISLAND HEIGHTS BOROUGH - OCEAN CO.

Form of Government:

Small Municipality Plan A (OMCL 50)

Number of Members on Governing Body - 7

PER CAPITA:

Gross Debt 1,728.03  
 Net Debt 1,242.17  
 Debt Service 177.39  
 Total Tax Levy 1,974.88  
 Municipal Expenditures 945.67

PER CENT:

Gross Debt 2.18  
 Net Debt 1.57  
 Tax Levy Collected 95.49  
 Tax Levy Cancelled, Abated or Adjusted .25

EXPENDITURES-CURRENT YEAR		REVENUES REALIZED-CURRENT YEAR		PROPERTY TAXES-CURRENT YEAR	
<b>GENERAL GOVERNMENT</b>				<b>STATE EQUALIZED TAX RATE</b>	
Governing Body & Public Boards		Property Taxes Collected	2,843,686.67	Local District School Taxes	.98 1,142,926.00
Municipal Clerk		Payments in Lieu of Taxes		Regional & Consolidated School Tax	.49 568,281.10
Financial Administration	33,715.00	Delinquent Tax & Lien Collections	111,696.02	School Taxes in Municipal Budget	
Assessment of Taxes	8,100.00	Business Personally Replacement Taxes	5,742.59	County Taxes	-.48 * 556,173.76
Collection of Taxes	14,900.00	Taxes from Public Utilities	93,672.00	County Library Taxes	-.04 47,882.69
Planning, Housing & Development	22,060.00	Other Miscellaneous Tax Revenues		Local Municipal Purpose Taxes	-.55 635,817.52
Human Resource	76,076.00	State Aid Revenues	103,263.13	Veteran & Senior Citizen Taxes	
Elections	3,000.00	Federal Aid Revenues		Total Taxes for Rate Computation	2.54 2,972,331.07
General Administration (other)	177,752.31			Special District Taxes	
<b>JUDICIARY</b>		Sale of Acquired Property		Bank Corp. Taxes	
Municipal Courts	26,318.00	Other Miscellaneous Revenues	354,957.72	Added and Omitted Taxes	
<b>PUBLIC SAFETY</b>				Total Taxes Levied - ABSTRACT	2,978,118.51
Fire Protection	10,622.80			Total Taxes Billed	2,978,118.51
Police Protection	116,393.00	Prior Years Surplus Appropriated	146,489.00	<b>TAXES COLLECTED</b>	2,843,686.67
Civil Defense & Disaster Control	1,975.00	<b>REVENUES TOTAL</b>	3,659,507.13	Taxes Cancelled, Abated or Adjusted	7,537.24
Environmental Inspection & Control	4,120.00	Reserve For Uncollected Taxes	176,850.97	Transfer to Tax Title Liens or Foreclosed	7,082.54
Other Public Safety		<b>CAPITAL OUTLAY TOTAL</b>	276,147.30	Ending Balance	119,812.06
<b>PUBLIC WORKS</b>				<b>PRIOR YEARS TAXES OUTSTANDING</b>	
Streets and Drainage	51,882.47	Public Enterprises	191,838.12	Beginning Balance	111,673.16
Sewers and Sewage Processing	29,200.00	Recreation-Culture		Collected	111,658.53
Garbage and Trash Disposal	193,225.00	Public Works	4,505.08	Cancelled, Abated or Adjusted	14.63
Public Buildings and Grounds	59,000.00	Buildings and Grounds	79,804.10	Transfers to Tax Title Liens or Foreclosed	
Other Public Works	8,300.00	Library and Education		Ending Balance	
<b>HEALTH and WELFARE</b>		Conservation		<b>TAX TITLE LIENS OUTSTANDING</b>	
Health Services Except Environmental	5,990.00	All Other		Beginning Balance	36,206.56
Welfare-Public Assistance	2,392.00			Transfer From Taxes	7,082.54
Hospital, Clinics, First Aid		<b>CAPITAL DEBT AUTHORIZED, ENDING BALANCE</b>		Redeemed	37.49
Animal, Insect, & Rodent Control	2,500.00	<b>ISSUED AND UNISSUED</b>		Cancelled, Abated or Adjusted	
Other Welfare Services		School	600,000	Transfers to Foreclosed Property	
<b>RECREATION and CONSERVATION</b>		Self-Liquidating	827,007	Ending Balance	43,251.61
Beaches and Boardwalks	6,386.00	Other	1,178,868	<b>PROPERTY ACQUIRED BY DEED OR FORECLOSURE</b>	
Parks, Playgrounds, Shade Trees	2,510.00	Total	2,605,875	Beginning Balance	
Land Reclamation & Conservation	1,323.55			Transfers From Taxes or Liens	
Other Recreational Services	4,850.00	<b>ISSUED AND OUTSTANDING</b>		Sale for Cash	
<b>EDUCATION (excluding schools)</b>		School	600,000.00	Cancelled, Abated or Adjusted	
Libraries	5,850.00	Self-Liquidating	755,757.34	Ending Balance	
Other Educational Services		Other	1,077,000.00	<b>CURRENT FINANCES ENDING BALANCE</b>	
<b>STATUTORY EXPENDITURES</b>		Total	2,432,757.34	<b>ASSETS</b>	
Pensions & F. I. C. A.	32,945.00	<b>EQUALIZED VALUATION BASIS FOR NET DEBT COMPUTATION</b>	119,429.457	Cash	476,675.79
Employee Fringe Benefits	43,400.00	<b>REAL PROPERTY VALUATIONS</b>		Taxes Receivable	119,812.06
Other Statutory Expenditures	2,000.00	Code Class # of Parcels % VAL'N		Tax Title Liens	43,251.61
<b>MUNICIPAL FUNCTIONS</b>		1 Vacant Land 103 5.44	6,240,400.00	Foreclosed Property	
<b>CAPITAL IMPROVEMENTS</b>		2 Residential 750 86.13	98,827,700.00	Emergencies & Other Deferred Charges	11,500.00
<b>DEBT SERVICE</b>		3 Farm		State and Federal Aid Receivable	3,585.60
Principal Payments	207,000.00	4a Commercial 26 8.26	9,476,800.00	Other Receivables	28,893.31
Interest Payments	60,499.43	4b Industrial		Total	683,718.37
		4c Apartments 1 .17	193,200.00	<b>LIABILITIES, RESERVES, AND SURPLUS</b>	
		Total 850	114,738,100.00	Cash Liabilities	172,323.29
<b>DEFERRED CHARGES</b>		Land Area .60 Sq. Miles		Reserves for Receivables	191,956.98
SCHOOL, COUNTY, SPECIAL DISTRICT TAXES	2,315,263.55	Net Valuation Taxable-Municipal	114,950,575	Surplus	319,438.10
RESERVE FOR UNCOLLECTED TAXES	176,850.97	Net Valuation Taxable-County	120,309,057	Total	683,718.37
<b>EXPENDITURES</b>		State Equalized Valuation	116,544,321		
<b>TOTAL</b>	3,741,340.58	State Equalization Ratio	98.63		

1511

Population 1990 **33,233**  
 Population 1994 **36,670**  
 S & P Rating  
 Moody Rating **AAA**

General Tax Rate Per \$100. **2.72**  
 State Equalized Tax Rate **2.52**

**JACKSON TOWNSHIP - OCEAN COUNTY**  
 Form of Government:  
**Township Committee**  
 Number of Members on Governing Body - 5

PER CAPITA:  
 Gross Debt **1,105.31**  
 Net Debt **494.89**  
 Debt Service **58.50**  
 Total Tax Levy **1,237.91**  
 Municipal Expenditures **555.17**

PER CENT:  
 Gross Debt **2.48**  
 Net Debt **1.11**  
 Tax Levy Collected **93.09**  
 Tax Levy Cancelled, Abated or Adjusted **.63**

EXPENDITURES-CURRENT YEAR		REVENUES REALIZED-CURRENT YEAR		PROPERTY TAXES-CURRENT YEAR	
<b>GENERAL GOVERNMENT</b>		<b>REVENUES REALIZED-CURRENT YEAR</b>		<b>PROPERTY TAXES-CURRENT YEAR</b>	
Governing Body & Public Boards	925.00	Property Taxes Collected	42,269,394.41	STATE EQUALIZED TAX RATE	1.31
Municipal Clerk		Payments In Lieu of Taxes		Local District School Taxes	24,276,660.00
Financial Administration	252,778.50	Delinquent Tax & Lien Collections	3,106,807.99	Regional & Consolidated School Tax	
Assessment of Taxes	531,856.08	Business Personality Replacement Taxes	128,908.68	School Taxes in Municipal Budget	
Collection of Taxes	299,093.84	Taxes from Public Utilities	2,424,580.00	County Taxes	.43 *
Planning, Housing & Development	199,358.61	Other Miscellaneous Tax Revenues		County Library Taxes	.04
Human Resources	336,536.55	State Aid Revenues	2,143,150.25	Local Municipal Purpose Taxes	.64
Elections	8,740.00	Federal Aid Revenues		Veteran & Senior Citizen Taxes	169,850.00
General Administration (other)	2,052,328.66			Total Taxes for Rate Computation	2.52
<b>JUDICIARY</b>				Special District Taxes	1,526,141.88
Municipal Courts	177,523.30	Sale of Acquired Property		Bank Corp. Taxes	
<b>PUBLIC SAFETY</b>		Other Miscellaneous Revenues	1,989,252.80	Added and Omitted Taxes	470,142.05
Fire Protection		Total	52,062,094.13	Total Taxes Levied - ABSTRACT	45,394,062.05
Police Protection	4,315,189.94	Prior Years Surplus Appropriated	1,285,150.57	Total Taxes Billed	45,406,268.95
Civil Defense & Disaster Control	21,486.00	<b>REVENUES TOTAL</b>	<b>53,347,244.70</b>	<b>TAXES COLLECTED</b>	<b>42,269,394.41</b>
Environmental Inspection & Control	308,283.84	Reserve For Uncollected Taxes	3,852,826.94	Taxes Cancelled, Abated or Adjusted	283,840.41
Other Public Safety		<b>CAPITAL OUTLAY TOTAL</b>	<b>382,426.37</b>	Transfer to Tax Title Liens or Foreclosed	654,080.24
<b>PUBLIC WORKS</b>				Ending Balance	2,198,953.89
Streets and Drainage	648,559.06	Public Enterprises		<b>PRIOR YEARS TAXES OUTSTANDING</b>	
Sewers and Sewage Processing	40,000.00	Recreation-Culture	292.03	Beginning Balance	3,502,337.43
Garbage and Trash Disposal	224,514.34	Public Works	266,868.30	Collected	2,409,457.51
Public Buildings and Grounds	417,136.71	Buildings and Grounds	115,266.04	Cancelled, Abated or Adjusted	133,184.05
Other Public Works	1,175,222.32	Library and Education		Transfers to Tax Title Liens or Foreclosed	2,056.10
<b>HEALTH and WELFARE</b>		Conservation		Ending Balance	957,639.77
Health Services Except Environmental	56,576.00	All Other		<b>TAX TITLE LIENS OUTSTANDING</b>	
Welfare-Public Assistance	98,594.70			Beginning Balance	3,220,919.53
Hospital, Clinics, First Aid	20,600.00	<b>CAPITAL DEBT AUTHORIZED, ENDING BALANCE</b>		Transfer From Taxes	656,763.41
Animal, Insect, & Rodent Control		<b>ISSUED AND UNISSUED</b>	<b>GROSS DEBT</b>	Redeemed	697,350.48
Other Welfare Services		School	22,384,000	Cancelled, Abated or Adjusted	163,633.69
<b>RECREATION and CONSERVATION</b>		Self-Liquidating	891,144	Transfers to Foreclosed Property	193,082.41
Beeches and Boardwalks		Other	17,256,622	Ending Balance	2,823,616.36
Perks, Playgrounds, Shade Trees		Total	40,531,767	<b>PROPERTY ACQUIRED BY DEED OR FORECLOSURE</b>	
Land Reclamation & Conservation	485,705.00	<b>ISSUED AND OUTSTANDING</b>		Beginning Balance	2,972,007.59
Other Recreational Services	213,013.05	School	22,384,000.00	Transfers From Taxes or Liens	193,082.41
<b>EDUCATION (excluding schools)</b>		Self-Liquidating	853,554.76	Sale for Cash	
Libraries		Other	12,892,500.00	Cancelled, Abated or Adjusted	
Other Educational Services	5,400.00	Total	36,130,054.76	Ending Balance	3,165,090.00
<b>STATUTORY EXPENDITURES</b>		<b>EQUALIZED VALUATION BASIS FOR NET DEBT COMPUTATION</b>	<b>1,634,570,691</b>	<b>CURRENT FINANCES ENDING BALANCE</b>	
Pensions & F. I. C. A.	1,116,395.12	<b>REAL PROPERTY VALUATIONS</b>		<b>ASSETS</b>	
Employee Fringe Benefits	1,354,000.00	<b>Code</b>	<b>Class</b>	<b># of Parcels</b>	<b>% VAL'N</b>
Other Statutory Expenditures		1	Vacant Land	3329	9.74
<b>MUNICIPAL FUNCTIONS</b>		2	Residential	9990	76.29
<b>TOTAL</b>	<b>14,359,816.62</b>	3	Farm	165	.65
<b>CAPITAL IMPROVEMENTS</b>		4a	Commercial	182	10.90
<b>*MEMO*</b>	<b>605,000.00</b>	4b	Industrial	55	1.11
<b>DEBT SERVICE</b>		4c	Apartments	10	1.31
Principal Payments	1,217,091.10	<b>Total</b>	<b>13731</b>		
Interest Payments	928,152.44	Land Area	100.30	Sq. Miles	
<b>DEFERRED CHARGES</b>		Net Valuation Taxable-Municipal	1,595,652,091		
SCHOOL, COUNTY, SPECIAL DISTRICT TAXES	33,845,906.06	Net Valuation Taxable-County	1,606,828,196		
RESERVE FOR UNCOLLECTED TAXES	3,852,826.94	State Equalized Valuation	1,722,159,502		
<b>EXPENDITURES</b>	<b>TOTAL</b>	State Equalization Ratio	92.60		
	<b>54,203,993.16</b>				
				<b>LIABILITIES, RESERVES, AND SURPLUS</b>	
				Cash Liabilities	3,886,891.58
				Reserves for Receivables	9,871,405.11
				Surplus	1,825,748.26
				<b>Total</b>	<b>15,584,044.95</b>

\*Includes County Health Service Taxes or County Open Specie Tax. See Table 13

1208

Population 1990 5,294  
 Population 1994 5,555  
 S & P Rating  
 Moody Rating 3AA1

General Tax Rate Per \$100. 4.44  
 State Equeized Tax Rate 2.56

**JAMESBURG BOROUGH - MIDDLESEX CO.**  
 Form of Government:  
**Borough Council**  
 Number of Members on Governing Body - 6

PER CAPITA:  
 Gross Debt 326.02  
 Net Debt 278.32  
 Debt Service 36.21  
 Total Tax Levy 1,083.72  
 Municipal Expenditures 538.87

PER CENT:  
 Gross Debt .84  
 Net Debt .72  
 Tax Levy Collected 93.98  
 Tax Levy Cancelled, Abated or Adjusted .55

EXPENDITURES-CURRENT YEAR	REVENUES REALIZED-CURRENT YEAR	PROPERTY TAXES-CURRENT YEAR
<b>GENERAL GOVERNMENT</b>	<b>REVENUES REALIZED-CURRENT YEAR</b>	<b>STATE EQUALIZED TAX RATE</b>
Governing Body & Public Boerds	Property Taxes Collected 5,665,937.61	Local District School Taxes 1.88 3,790,055.00
Municipal Clerk	Payments in Lieu of Taxes	Regional & Consolidated School Tax
Finencial Administration 69,600.00	Delinquent Tax & Lien Collections 418,758.13	School Taxes in Municipal Budget
Assessment of Taxes 181,715.04	Business Personalty Replacement Taxes 36,795.80	County Taxes .39 * 888,691.95
Collection of Taxes 31,695.08	Taxes from Public Utilities 254,162.31	County Library Taxes
Plenning, Housing & Development 19,099.08	Other Miscellaneous Tax Revenues	Local Municipal Purpose Taxes .48 1,091,623.55
Human Resources 84,949.00	State Aid Revenues 724,735.19	Veteran & Senlor Citizen Taxes 31,000.00
Elections 2,000.00	Federal Aid Revenues	Total Taxes for Rate Computation 2.55 5,801,370.50
General Administration (other) 453,360.00		Special District Taxes 208,920.00
<b>JUDICIARY</b>		Bank Corp. Taxes
Municipal Courts 75,202.00	Sale of Acquired Property	Added and Omitted Taxes 40,775.23
<b>PUBLIC SAFETY</b>	Other Miscellaneous Revenues 460,077.97	Total Taxes Levied - ABSTRACT 6,020,065.73
Fire Protection 12,011.00	Total 7,560,467.01	Total Taxes Billed 6,028,760.83
Police Protection 561,803.96	Prior Years Surplus Appropriated 350,000.00	<b>TAXES COLLECTED</b> 5,665,937.61
Civil Denense & Disaster Control	REVENUES TOTAL 7,910,467.01	Taxes Cancelled, Abated or Adjusted 33,300.81
Environmental Inspection & Control 38,986.00	Reserve For Uncollected Taxes 552,476.16	Transfer to Tax Title Liens or Foreclosed 1,136.20
Other Public Selety	<b>CAPITAL OUTLAY TOTAL 219,122.75</b>	Ending Balance 328,386.21
<b>PUBLIC WORKS</b>		<b>PRIOR YEARS TAXES OUTSTANDING</b>
Streets end Drainage 157,320.45	Public Enterprises	Beginning Balance 496,778.24
Sewers end Sewage Processing 134,500.00	Recreation-Culture	Collected 418,758.13
Garbage end Trash Disposal 163,337.00	Public Works 24,128.43	Cancelled, Abated or Adjusted 11,763.57
Public Buildings end Grounds 2,730.00	Buildings and Grounds 194,994.32	Transfers to Tax Title Liens or Foreclosed 955.89
Other Public Works 8,000.00	Library and Education	Ending Balance 65,300.65
<b>HEALTH end WELFARE</b>	Conservation	<b>TAX TITLE LIENS OUTSTANDING</b>
Health Services Except Environmental 7,235.12	All Other	Beginning Balance 13,405.69
Wellare-Public Assistance 4,278.32		Transfer From Taxes 2,092.09
Hospital, Clinics, First Aid 12,288.00	<b>CAPITAL DEBT AUTHORIZED, ENDING BALANCE</b>	Redeemed
Animal, Insect, & Rodent Control 6,950.00	<b>ISSUED AND UNISSUED GROSS DEBT NET DEBT</b>	Cancelled, Abated or Adjusted
Other Wellere Services	School 265,000	Transfers to Foreclosed Property
<b>RECREATION end CONSERVATION</b>	Self-Liquidating	Ending Balance 15,497.78
Beaches and Boardwelks	Other 1,546,046	<b>PROPERTY ACQUIRED BY DEED OR FORECLOSURE</b>
Perks, Playgrounds, Shede Trees 1,000.00	Total 1,811,046	Beginning Balance 21,500.00
Land Reclamation & Conservation 56,111.78	<b>ISSUED AND OUTSTANDING</b>	Transfers From Taxes or Liens
Other Recreationel Services 22,147.37	School 265,000.00	Sale for Cash
<b>EDUCATION (excluding schools)</b>	Self-Liquideting	Cancelled, Abated or Adjusted
Librerles 70,955.00	Other 1,535,000.00	Ending Balance 21,500.00
Other Educational Services 1,000.00	Total 1,800,000.00	<b>CURRENT FINANCES ENDING BALANCE</b>
<b>STATUTORY EXPENDITURES</b>	<b>EQUALIZED VALUATION BASIS FOR NET DEBT COMPUTATION 214,781,111</b>	<b>ASSETS</b>
Pensions & F. I. C. A.	<b>REAL PROPERTY VALUATIONS</b>	Cesh 2,644,455.08
Employee Fringe Benelits	Code Class # of Parcels % VAL'N ASSESSED VALUATION	Taxes Receivable 393,686.86
Other Statutory Expenditures 58,783.00	1 Vacant Land 253 2.23 2,852,600.00	Tax Title Liens 15,497.78
<b>MUNICIPAL FUNCTIONS TOTAL 2,237,057.20</b>	2 Residential 1403 81.24 103,934,300.00	Foreclosed Property 21,500.00
<b>CAPITAL IMPROVEMENTS *MEMO*</b>	3 Farm	Emergencies & Other Deterred Charges 1,671.60
<b>DEBT SERVICE</b>	4a Commercial 83 10.37 13,267,100.00	State end Federal Aid Receivable 10,988.65
Principal Payments 100,000.00	4b Industriel 2 .76 971,300.00	Other Receivabls 93,727.49
Interest Payments 101,150.00	4c Apertments 14 5.40 6,904,200.00	Total 3,181,527.46
	Total 1755 127,929,500.00	<b>LIABILITIES, RESERVES, AND SURPLUS</b>
<b>DEFERRED CHARGES 2,755.20</b>	Land Area .87 Sq. Miles	Cash Liabilities 2,052,747.85
<b>SCHOOL, COUNTY, SPECIAL DISTRICT TAXES 4,887,666.95</b>	Net Valuation Taxable-Municipal 130,175,927	Reserves for Receivabls 524,412.13
<b>RESERVE FOR UNCOLLECTED TAXES 552,476.16</b>	Net Valuation Taxable-County 205,063,012	Surplus 604,367.48
<b>EXPENDITURES TOTAL 7,881,105.51</b>	State Equalized Valuation 224,153,626	Total 3,181,527.46
	State Equalization Ratio 57.65	

\*Includes County Health Service Taxes or County Open Space Tax. See Table 13

Population 1990 17,825
Population 1994 18,299
S & P Rating
Moody Rating

General Tax Rate Per \$100 2.29
State Equalized Tax Rate 2.18

JEFFERSON TOWNSHIP - MORRIS COUNTY

Form of Government:

Mayor-Council Plan E (OMCL 50)

Number of Members on Governing Body - 5

PER CAPITA:

Gross Debt 786.71
Net Debt 415.48
Debt Service
Total Tax Levy 1,473.78
Municipal Expenditures 473.43

PER CENT:

Gross Debt 1.30
Net Debt .69
Tax Levy Collected 95.78
Tax Levy Cancelled, Abated or Adjusted .16

Table with 6 main columns: EXPENDITURES-CURRENT YEAR, REVENUES REALIZED-CURRENT YEAR, CAPITAL OUTLAY, CAPITAL DEBT AUTHORIZED, ENDING BALANCE, PROPERTY TAXES-CURRENT YEAR, and EQUALIZED VALUATION BASIS. Includes sub-sections for General Government, Judiciary, Public Safety, Public Works, Health and Welfare, Recreation and Conservation, Education, and Municipal Functions.



0906

Population 1990 229,537  
 Population 1994 228,841  
 S & P Rating  
 Moody Rating 3AA3

General Tax Rate Per \$100. 3.45  
 State Equalized Tax Rate 3.09

**JERSEY CITY - HUDSON COUNTY**  
 Form of Government:  
**Mayor-Council Plan C (OMCL 50)**  
 Number of Members on Governing Body - 9

PER CAPITA:  
 Gross Debt 2,763.91  
 Net Debt 1,146.98  
 Debt Service 156.69  
 Total Tax Levy 826.08  
 Municipal Expenditures 1,236.04

PER CENT:  
 Gross Debt 9.63  
 Net Debt 3.99  
 Tax Levy Collected 91.68  
 Tax Levy Cancelled, Abated or Adjusted .05

EXPENDITURES-CURRENT YEAR		REVENUES REALIZED-CURRENT YEAR		PROPERTY TAXES-CURRENT YEAR	
<b>GENERAL GOVERNMENT</b>		<b>REVENUES REALIZED-CURRENT YEAR</b>		<b>PROPERTY TAXES-CURRENT YEAR</b>	
Governing Body & Public Boards	1,168,000.00	Property Taxes Collected	178,539,464.00	STATE EQUALIZED TAX RATE	
Municipal Clerk	462,000.00	Payments in Lieu of Taxes	21,180,174.00	Local District School Taxes	1.29
Financial Administration	2,125,667.00	Delinquent Tax & Lien Collections	22,591,180.00	Regional & Consolidated School Tax	
Assessment of Taxes	660,000.00	Business Personality Replacement Taxes	7,385,570.00	School Taxes in Municipal Budget	.09
Collection of Taxes	820,000.00	Taxes from Public Utilities	33,767,012.00	County Taxes	-.71
Planning, Housing & Development	3,649,000.00	Other Miscellaneous Tax Revenues	2,312,573.00	County Library Taxes	
Human Resources	6,066,245.00	State Aid Revenues	71,341,954.00	Local Municipal Purpose Taxes	1.01
Elections	55,100.00	Federal Aid Revenues		Veteran & Senior Citizen Taxes	
General Administration (Other)	25,482,435.00			Total Taxes for Rate Computation	3.10
<b>JUDICIARY</b>		Sale of Acquired Property		Special District Taxes	
Municipal Courts	2,370,000.00	Other Miscellaneous Revenues	23,714,185.00	Bank Corp. Taxes	
<b>PUBLIC SAFETY</b>				Added and Omitted Taxes	556,037.00
Fire Protection	36,847,797.00	Total	360,832,112.00	Total Taxes Levied - ABSTRACT	189,041,881.30
Police Protection	52,205,000.00	Prior Years Surplus Appropriated	3,831,408.00	Total Taxes Billed	194,741,590.00
Civil Defense & Disaster Control	48,493.00	REVENUES TOTAL	364,663,520.00	TAXES COLLECTED	178,539,464.00
Environmental Inspection & Control	2,414,000.00	Reserve For Uncollected Taxes	17,447,043.00	Taxes Cancelled, Abated or Adjusted	95,319.00
Other Public Safety	158,000.00	CAPITAL OUTLAY TOTAL	24,780,026.00	Transfer to Tax Title Liens or Foreclosed	2,647,516.00
<b>PUBLIC WORKS</b>		Public Enterprises		Ending Balance	13,459,291.00
Streets and Drainage	3,422,386.00	Recreation-Culture	2,440,091.00	<b>PRIOR YEARS TAXES OUTSTANDING</b>	
Sewers and Sewage Processing	23,626,474.00	Public Works	7,197,033.00	Beginning Balance	25,179,992.00
Garbage and Trash Disposal	1,093,500.00	Buildings and Grounds	6,871,651.00	Collected	14,138,337.00
Public Buildings and Grounds	1,998,000.00	Library and Education	8,271,251.00	Cancelled, Abated or Adjusted	4,364,474.00
Other Public Works	2,757,920.00	Conservation		Transfers to Tax Title Liens or Foreclosed	4,688,181.00
<b>HEALTH and WELFARE</b>		All Other		Ending Balance	1,989,000.00
Health Services Except Environmental	7,997,853.00	<b>CAPITAL DEBT AUTHORIZED, ENDING BALANCE</b>		<b>TAX TITLE LIENS OUTSTANDING</b>	
Welfare-Public Assistance	1,271,500.00	ISSUED AND UNISSUED	GROSS DEBT	Beginning Balance	21,485,807.00
Hospital, Clinics, First Aid		School	152,923,368	Transfer From Taxes	7,335,697.00
Animal, Insect, & Rodent Control	59,000.00	Self-Liquidating	87,520,965	Redeemed	8,452,843.00
Other Welfare Services		Other	392,052,223	Cancelled, Abated or Adjusted	1,324,854.00
<b>RECREATION and CONSERVATION</b>		Total	632,496,556	Transfers to Foreclosed Property	
Beaches and Boardwalks				Ending Balance	19,043,807.00
Parks, Playgrounds, Shade Trees	671,000.00			<b>PROPERTY ACQUIRED BY DEED OR FORECLOSURE</b>	
Land Reclamation & Conservation				Beginning Balance	10,162,727.00
Other Recreational Services	1,087,000.00			Transfers From Taxes or Liens	
<b>EDUCATION (excluding schools)</b>				Sale for Cash	
Libraries	4,800,000.00			Cancelled, Abated or Adjusted	
Other Educational Services	843,500.00			Ending Balance	10,162,727.00
<b>STATUTORY EXPENDITURES</b>				<b>CURRENT FINANCES ENDING BALANCE</b>	
Pensions & F. i. C. A.	15,321,905.00			<b>ASSETS</b>	
Employee Fringe Benefits	21,605,000.00			Cash	37,953,133.00
Other Statutory Expenditures	100.00			Taxes Receivable	17,189,322.00
<b>MUNICIPAL FUNCTIONS</b>				Tax Title Liens	19,043,807.00
TOTAL	221,086,875.00			Foreclosed Property	10,240,727.00
<b>CAPITAL IMPROVEMENTS</b>				Emergencies & Other Deferred Charges	32,597,177.00
TOTAL	200,000.00			State and Federal Aid Receivable	4,035,887.00
<b>DEBT SERVICE</b>				Other Receivables	30,179,095.00
Principal Payments	12,836,729.00			Total	151,239,148.00
Interest Payments	23,019,664.00			<b>LIABILITIES, RESERVES, AND SURPLUS</b>	
TYPE I SCHL DEBT *MEMO	10,658,306.00			Cash Liabilities	45,523,229.00
<b>DEFERRED CHARGES</b>				Reserves for Receivables	78,858,848.00
SCHOOL, COUNTY, SPECIAL DISTRICT TAXES	8,466,567.00			Surplus	11,097,071.00
SCHOOL, COUNTY, SPECIAL DISTRICT TAXES	127,089,589.30			Total	135,479,148.00
RESERVE FOR UNCOLLECTED TAXES	17,447,043.00				
EXPENDITURES TOTAL	409,946,467.30				

\* ABOVE DEBT SERVICE INCLUDES TYPE I SCHOOL DEBT

\*Includes County Health Service Taxes or County Open Space Tax. See Table 13.

Population 1990 11,069  
 Population 1994 11,191  
 S & P Rating A  
 Moody Rating BAA

General Tax Rate Per \$100 3.02  
 State Equalized Tax Rate 3.42

KEANSBURG BOROUGH - MONMOUTH CO.  
 Form of Government:  
 Council-Manager Plan B (OMCL 50)  
 Number of Members on Governing Body - 5

PER CAPITA:  
 Gross Debt 1,762.69  
 Net Debt 610.52  
 Debt Service 66.27  
 Total Tax Levy 934.04  
 Municipal Expenditures 786.58

PER CENT:  
 Gross Debt 6.17  
 Net Debt 2.14  
 Tax Levy Collected 87.80  
 Tax Levy Cancelled, Abated or Adjusted 1.45

EXPENDITURES-CURRENT YEAR		REVENUES REALIZED-CURRENT YEAR		PROPERTY TAXES-CURRENT YEAR		
<b>GENERAL GOVERNMENT</b>		<b>REVENUES REALIZED-CURRENT YEAR</b>		<b>PROPERTY TAXES-CURRENT YEAR</b>		
Governing Body & Public Boards	21,790.00	Property Taxes Collected	9,252,990.18	STATE EQUALIZED TAX RATE	3.41	
Municipal Clerk	103,100.00	Payments in Lieu of Taxes		Local District School Taxes	1.88	
Financial Administration	245,489.13	Delinquent Tax & Lien Collections	1,467,726.29	Regional & Consolidated School Tax		
Assessment of Taxes	43,325.00	Business Personalty Replacement Taxes	61,827.16	School Taxes in Municipal Budget		
Collection of Taxes	88,800.00	Taxes from Public Utilities	391,562.00	County Taxes	.47	
Planning, Housing & Development	16,750.00	Other Miscellaneous Tax Revenues		County Library Taxes	.02	
Human Resources	377,601.30	State Aid Revenues	1,934,608.78	Local Municipal Purpose Taxes	1.24	
Elections	8,700.00	Federal Aid Revenues		Veteran & Senior Citizen Taxes		
General Administration (other)	784,900.00			Total Taxes for Rate Computation	3.41	
<b>JUDICIARY</b>		Sale of Acquired Property		Special District Taxes		
Municipal Courts	102,735.00	Other Miscellaneous Revenues		Bank Corp. Taxes		
<b>PUBLIC SAFETY</b>		Total	16,255,986.64	Added and Omitted Taxes		
Fire Protection	137,711.00	Prior Years Surplus Appropriated	406,000.00	Total Taxes Levied - ABSTRACT		
Police Protection	199,244.08	REVENUES TOTAL	14,661,984.64	Total Taxes Billed	10,452,880.98	
Civil Defense & Disaster Control	3,000.00	Reserve For Uncollected Taxes	1,419,311.91	TAXES COLLECTED	9,252,990.19	
Environmental Inspection & Control	80,775.00	CAPITAL OUTLAY TOTAL	1,036,743.57	Taxes Cancelled, Abated or Adjusted	153,278.00	
Other Public Safety				Transfer to Tax Title Liens or Foreclosed		
<b>PUBLIC WORKS</b>		Public Enterprises		Ending Balance	1,131,932.87	
Streets and Drainage	1,961,321.96	Recreation-Culture		<b>PRIOR YEARS TAXES OUTSTANDING</b>		
Sewers and Sewage Processing	72,900.00	Public Works	13,745.20	Beginning Balance	1,372,379.67	
Garbage and Trash Disposal	570,000.00	Buildings and Grounds	1,022,998.37	Collected	1,157,913.98	
Public Buildings end Grounds	326,200.00	Library and Education		Cancelled, Abated or Adjusted	5,005.48	
Other Public Works		Conservation		Transfers to Tax Title Liens or Foreclosed	169,987.08	
<b>HEALTH and WELFARE</b>		All Other		Ending Balance	39,473.13	
Health Services Except Environmental	76,437.00	<b>CAPITAL DEBT AUTHORIZED, ENDING BALANCE</b>		<b>TAX TITLE LIENS OUTSTANDING</b>		
Welfare-Public Assistance	61,255.00	ISSUED AND UNISSUED	GROSS DEBT	NET DEBT		
Hospital, Clinics, First Aid		School	14,055,000	1,276,256	Beginning Balance	
Animal, Insect, & Rodent Control	15,500.00	Self-Liquidating	105,000	4,836	Transfer From Taxes	
Other Welfare Services		Other	5,566,250	5,551,250	Redeemed	
<b>RECREATION and CONSERVATION</b>		Total	19,726,250	6,832,343	Cancelled, Abated or Adjusted	
Beaches and Boardwalks		<b>ISSUED AND OUTSTANDING</b>		Transfers to Foreclosed Property		
Parks, Playgrounds, Shade Trees	37,250.00	School	14,055,000.00	Ending Balance	617,123.39	
Land Reclamation & Conservation	2,234.96	Self-Liquidating	105,000.00	<b>PROPERTY ACQUIRED BY DEED OR FORECLOSURE</b>		
Other Recreational Services	59,500.00	Other	6,484,250.00	Beginning Balance	287,900.00	
<b>EDUCATION (excluding schools)</b>		Total	18,644,250.00	Transfers From Taxes or Liens		
Libraries	5,000.00	<b>EQUALIZED VALUATION BASIS FOR NET DEBT COMPUTATION</b>		Sale for Cash		
Other Educational Services		<b>REAL PROPERTY VALUATIONS</b>		Cancelled, Abated or Adjusted		
<b>STATUTORY EXPENDITURES</b>		Code	Class	# of Parcels	% VAL'N	Ending Balance
Pensions & F. I. C. A.	311,762.00	1	Vacant Land	194	1.82	287,900.00
Employee Fringe Benefits	796,000.00	2	Residential	2945	84.82	
Other Statutory Expenditures		3	Farm			
<b>MUNICIPAL FUNCTIONS</b>		4a	Commercial	129	8.89	
<b>CAPITAL IMPROVEMENTS</b>		4b	Industrial	4	.48	
<b>DEBT SERVICE</b>		4c	Apartments	56	3.99	
Principal Payments	400,000.00	Total		3328		
Interest Payments	341,662.29	Land Area	.95	Sq Miles		
<b>DEFERRED CHARGES</b>		Net Valuation Taxable-Municipal				
SCHOOL, COUNTY, SPECIAL DISTRICT TAXES	132,380.52	Net Valuation Taxable-County				
RESERVE FOR UNCOLLECTED TAXES	6,651,275.52	State Equalized Valuation				
EXPENDITURES TOTAL	15,453,911.15	State Equalization Ratio				

09J7

Population 1990 34,874  
 Population 1994 34,767  
 S & P Rating  
 Moody Rating BAA1

General Tax Rate Per \$100 5.05  
 State Equalized Tax Rate 3.00

**KEARNY TOWN - HUDSON COUNTY**  
 Form of Government:  
**Town Council**  
 Number of Members on Governing Body - 9

PER CAPITA: PER CENT:  
 Gross Debt 1,623.26 Gross Debt 2.91  
 Net Debt 1,300.60 Net Debt 2.33  
 Debt Service 185.35 Tax Levy Collected 94.32  
 Total Tax Levy 1,551.85 Tax Levy Cancelled, Abated or Adjusted .04  
 Municipal Expenditures 1,374.54

EXPENDITURES-CURRENT YEAR		REVENUES REALIZED-CURRENT YEAR		PROPERTY TAXES-CURRENT YEAR	
<b>GENERAL GOVERNMENT</b>		<b>REVENUES REALIZED-CURRENT YEAR</b>		<b>STATE EQUALIZED TAX RATE</b>	
Governing Body & Public Boards		Property Taxes Collected	49,637,551.95	Local District School Taxes	1.37 24,642,239.50
Municipal Clerk		Payments in Lieu of Taxes		Regional & Consolidated School Tax	
Financial Administration	479,734.00	Delinquent Tax & Lien Collections	1,441,998.31	School Taxes in Municipal Budget	.02 413,149.00
Assessment of Taxes	768,749.00	Business Personally Replacement Taxes	2,268,537.00	County Taxes	.75 * 13,525,665.36
Collection of Taxes	313,492.00	Taxes from Public Utilities	15,815,140.56	County Library Taxes	
Planning, Housing & Development	61,360.00	Other Miscellaneous Tax Revenues	2,549,925.00	Local Municipal Purpose Taxes	.85 15,325,170.00
Human Resources	255,781.00	State Aid Revenues	3,320,832.33	Veteran & Senior Citizen Taxes	
Elections	24,730.00	Federal Aid Revenues		Total Taxes for Rate Computation	2.99 54,123,723.86
General Administration (other)	1,157,713.00			Special District Taxes	
<b>JUDICIARY</b>		Sale of Acquired Property		Bank Corp. Taxes	
Municipal Courts	332,784.00	Other Miscellaneous Revenues	6,992,990.61	Added and Omitted Taxes	46,939.69
<b>PUBLIC SAFETY</b>		Total	82,026,975.76	Total Taxes Levied - ABSTRACT	53,953,163.55
Fire Protection	7,450,078.00	Prior Years Surplus Appropriated		Total Taxes Billed	52,627,689.41
Police Protection	8,442,728.00	<b>REVENUES TOTAL</b>	<b>82,026,975.76</b>	<b>TAXES COLLECTED</b>	<b>49,637,551.95</b>
Civil Defense & Disaster Control	5,400.00	Reserve For Uncollected Taxes	2,575,042.00	Taxes Cancelled, Abated or Adjusted	20,577.03
Environmental Inspection & Control	375,683.00	<b>CAPITAL OUTLAY TOTAL</b>	<b>2,992,758.47</b>	Transfer to Tax Title Liens or Foreclosed	387,027.27
Other Public Safety				Ending Balance	2,582,533.16
<b>PUBLIC WORKS</b>		Public Enterprises	23,510.25	<b>PRIOR YEARS TAXES OUTSTANDING</b>	
Streets and Drainage	2,196,361.00	Recreation-Culture		Beginning Balance	2,263,800.46
Sewers and Sewage Processing	2,277,171.00	Public Works		Collected	1,374,475.21
Garbage and Trash Disposal	1,918,000.00	Buildings and Grounds	2,969,248.22	Cancelled, Abated or Adjusted	
Public Buildings and Grounds	290,095.00	Library and Education		Transfers to Tax Title Liens or Foreclosed	159,656.85
Other Public Works	37,000.00	Conservation		Ending Balance	729,668.40
<b>HEALTH and WELFARE</b>		All Other		<b>TAX TITLE LIENS OUTSTANDING</b>	
Health Services Except Environmental	756,507.00			Beginning Balance	749,337.49
Welfare-Public Assistance	111,412.00	<b>CAPITAL DEBT AUTHORIZED, ENDING BALANCE</b>		Transfer From Taxes	586,404.47
Hospital, Clinics, First Aid		ISSUED AND UNISSUED	GROSS DEBT	Redeemed	67,523.10
Animal, Insect, & Rodent Control		School	6,753,000	Cancelled, Abated or Adjusted	
Other Welfare Services		Self-Liquidating	2,532,000	Transfers to Foreclosed Property	
<b>RECREATION and CONSERVATION</b>		Other	47,150,951	Ending Balance	1,268,218.86
Beaches and Boardwalks		Total	56,435,951	<b>PROPERTY ACQUIRED BY DEED OR FORECLOSURE</b>	
Parks, Playgrounds, Shade Trees	325,619.00	ISSUED AND OUTSTANDING		Beginning Balance	485,182.00
Land Reclamation & Conservation	73,134.00	School	5,635,000.00	Transfers From Taxes or Liens	
Other Recreational Services	789,666.00	Self-Liquidating	2,528,000.00	Sale for Cash	
<b>EDUCATION (excluding schools)</b>		Other	65,196,000.00	Cancelled, Abated or Adjusted	
Libraries	675,104.00	Total	53,359,000.00	Ending Balance	485,182.00
Other Educational Services	62,600.00	<b>EQUALIZED VALUATION BASIS FOR NET DEBT COMPUTATION</b>	<b>1,941,437,682</b>	<b>CURRENT FINANCES ENDING BALANCE</b>	
<b>STATUTORY EXPENDITURES</b>		<b>REAL PROPERTY VALUATIONS</b>		<b>ASSETS</b>	
Pensions & F. I. C. A.	2,553,077.00	Code Class # of Parcels % VAL N	ASSESSED VALUATION	Cash	10,021,929.84
Employee Fringe Benefits	4,067,829.00	1 Vacant Land 218 2.57	27,177,700.00	Taxes Receivable	3,312,201.56
Other Statutory Expenditures		2 Residential 6937 59.80	632,967,500.00	Tax Title Liens	1,268,218.86
<b>MUNICIPAL FUNCTIONS TOTAL</b>	<b>35,801,807.00</b>	3 Farm		Foreclosed Property	485,182.00
<b>CAPITAL IMPROVEMENTS *MEMO*</b>	<b>25,000.00</b>	4a Commercial 538 10.03	106,213,100.00	Emergencies & Other Deferred Charges	1,200,464.24
<b>DEBT SERVICE</b>		4b Industrial 218 24.57	260,089,200.00	State and Federal Aid Receivable	938,242.76
Principal Payments	3,069,584.45	4c Apartments 140 3.02	31,984,800.00	Other Receivables	2,848,394.87
Interest Payments	3,376,463.07	Total 8051	1,058,432,300.00	Total	20,074,634.13
<b>TYPE I SCHL DEBT *MEMO</b>	<b>497,163.00</b>	Land Area 9.30 Sq Miles		<b>LIABILITIES, RESERVES, AND SURPLUS</b>	
<b>DEFERRED CHARGES</b>	<b>2,967,729.46</b>	Net Valuation Taxable-Municipal	1,065,643,736	Cash Liabilities	12,122,068.73
<b>SCHOOL, COUNTY, SPECIAL DISTRICT TAXES</b>	<b>38,581,053.86</b>	Net Valuation Taxable-County	2,097,775,957	Reserves for Receivables	7,245,106.21
<b>RESERVE FOR UNCOLLECTED TAXES</b>	<b>2,575,042.00</b>	State Equalized Valuation	1,790,293,084	Surplus	707,459.19
<b>EXPENDITURES TOTAL</b>	<b>86,369,679.84</b>	State Equalization Ratio	59.39	Total	20,074,634.13

\* ABOVE DEBT SERVICE INCLUDES TYPE I SCHOOL DEBT

\*Includes County Health Service Taxes or County Open Space Tax. See Table 13.

2008

Population 1990 **7,574**  
 Population 1994 **7,568**  
 S & P Rating  
 Moody Rating **AAA**

General Tax Rate Per \$100 **2.01**  
 State Equalized Tax Rate **2.06**

**KENILWORTH BOROUGH - UNION COUNTY**  
 Form of Government:  
**Borough Council**  
 Number of Members on Governing Body - 6

PER CAPITA:  
 Gross Debt **679.45**  
 Net Debt **624.85**  
 Debt Service **54.76**  
 Total Tax Levy **2,128.99**  
 Municipal Expenditures **947.96**

PER CENT:  
 Gross Debt **.67**  
 Net Debt **.62**  
 Tax Levy Collected **98.11**  
 Tax Levy Cancelled, Abated or Adjusted

EXPENDITURES-CURRENT YEAR		REVENUES REALIZED-CURRENT YEAR		PROPERTY TAXES-CURRENT YEAR	
<b>GENERAL GOVERNMENT</b>		<b>REVENUES REALIZED-CURRENT YEAR</b>		<b>STATE EQUALIZED TAX RATE</b>	
Governing Body & Public Boards		Property Taxes Collected	<b>15,821,849.56</b>	Local District School Taxes	<b>.59 4,630,929.00</b>
Municipal Clerk		Payments In Lieu of Taxes		Regional & Consolidated School Tax	<b>.55 4,260,429.82</b>
Financial Administration	<b>1,836.25</b>	Delinquent Tax & Lien Collections	<b>468,402.91</b>	School Taxes in Municipal Budget	
Assessment of Taxes	<b>19,015.00</b>	Business Personalty Replacement Taxes	<b>451,695.40</b>	County Taxes	<b>.48 * 3,758,739.02</b>
Collection of Taxes	<b>117,958.00</b>	Taxes from Public Utilities	<b>680,729.00</b>	County Library Taxes	
Planning, Housing & Development	<b>18,485.00</b>	Other Miscellaneous Tax Revenues		Local Municipal Purpose Taxes	<b>.44 3,440,000.00</b>
Human Resources	<b>119,061.00</b>	State Aid Revenues	<b>335,016.75</b>	Veteran & Senior Citizen Taxes	<b>124,450.00</b>
Elections		Federal Aid Revenues		Total Taxes for Rate Computation	<b>2.06 16,214,547.84</b>
General Administration (other)	<b>654,660.00</b>			Special District Taxes	
<b>JUDICIARY</b>		Sale of Acquired Property	<b>774,790.96</b>	Bank Corp. Taxes	
Municipal Courts	<b>65,239.63</b>	Other Miscellaneous Revenues	<b>18,532,484.58</b>	Added and Omitted Taxes	<b>22,076.09</b>
<b>PUBLIC SAFETY</b>		Prior Years Surplus Appropriated	<b>1,532,500.00</b>	Total Taxes Levied - ABSTRACT	<b>16,112,173.93</b>
Fire Protection	<b>261,306.00</b>	REVENUES TOTAL	<b>20,064,984.58</b>	Total Taxes Billed	<b>16,127,137.56</b>
Police Protection	<b>1,483,033.14</b>	Reserve For Uncollected Taxes	<b>699,394.13</b>	TAXES COLLECTED	<b>15,821,849.56</b>
Civil Defense & Disaster Control	<b>6,258.00</b>	<b>CAPITAL OUTLAY TOTAL</b>	<b>675,612.64</b>	Taxes Cancelled, Abated or Adjusted	<b>639.52</b>
Environmental Inspection & Control	<b>62,131.00</b>	Public Enterprises		Transfer to Tax Title Liens or Foreclosed	<b>12,930.02</b>
Other Public Safety		Recreation-Culture	<b>661,161.11</b>	Ending Balance	<b>291,718.46</b>
<b>PUBLIC WORKS</b>		Public Works	<b>14,451.53</b>	<b>PRIOR YEARS TAXES OUTSTANDING</b>	
Streets and Drainage	<b>648,797.82</b>	Buildings and Grounds		Beginning Balance	<b>856,246.07</b>
Sewers and Sewage Processing	<b>315,093.00</b>	Library and Education		Collected	<b>366,371.80</b>
Garbage and Trash Disposal	<b>492,850.00</b>	Conservation		Cancelled, Abated or Adjusted	
Public Buildings and Grounds	<b>132,900.00</b>	All Other		Transfers to Tax Title Liens or Foreclosed	
Other Public Works	<b>168,423.00</b>			Ending Balance	<b>489,874.27</b>
<b>HEALTH and WELFARE</b>		<b>CAPITAL DEBT AUTHORIZED, ENDING BALANCE</b>		<b>TAX TITLE LIENS OUTSTANDING</b>	
Health Services Except Environmental	<b>64,530.00</b>	ISSUED AND UNISSUED	GROSS DEBT	Beginning Balance	<b>160,962.55</b>
Welfare-Public Assistance	<b>5,675.00</b>	School	<b>176,281</b>	Transfer From Taxes	<b>12,930.02</b>
Hospital, Clinics, First Aid		Self-Liquidating		Redeemed	<b>102,031.11</b>
Animal, Insect, & Rodent Control	<b>9,400.00</b>	Other	<b>4,965,800</b>	Cancelled, Abated or Adjusted	
Other Welfare Services		Total	<b>5,142,081</b>	Transfers to Foreclosed Property	
<b>RECREATION and CONSERVATION</b>		ISSUED AND OUTSTANDING		Ending Balance	<b>71,861.46</b>
Beeches and Boardwalks		School	<b>176,281.64</b>	<b>PROPERTY ACQUIRED BY DEED OR FORECLOSURE</b>	
Perks, Playgrounds, Shade Trees	<b>47,600.00</b>	Self-Liquidating		Beginning Balance	<b>22,150.00</b>
Land Reclamation & Conservation	<b>7,155.02</b>	Other	<b>3,891,000.00</b>	Transfers From Taxes or Liens	
Other Recreational Services	<b>15,100.00</b>	Total	<b>4,067,281.64</b>	Sale for Cash	
<b>EDUCATION (excluding schools)</b>		EQUALIZED VALUATION BASIS FOR NET DEBT COMPUTATION	<b>767,968,991</b>	Cancelled, Abated or Adjusted	
Libraries	<b>260,844.00</b>	REAL PROPERTY VALUATIONS		Ending Balance	<b>22,150.00</b>
Other Educational Services		Code Class # of Parcels % VAL'N ASSESSED VALUATION		<b>CURRENT FINANCES ENDING BALANCE</b>	
<b>STATUTORY EXPENDITURES</b>		1 Vacant Land 163 1.38 10,997,300.00		ASSETS	
Pensions & F. I. C. A.	<b>292,775.00</b>	2 Residential 2444 51.17 407,525,500.00		Cash	<b>4,348,746.69</b>
Employee Fringe Benefits	<b>512,700.00</b>	3 Farm 66,921,500.00		Taxes Receivable	<b>781,592.73</b>
Other Statutory Expenditures	<b>7,500.00</b>	4a Commercial 158 39.04 310,895,100.00		Tax Title Liens	<b>71,861.46</b>
<b>MUNICIPAL FUNCTIONS TOTAL</b>	<b>5,790,315.86</b>	4c Apartments 796,339,400.00		Foreclosed Property	<b>22,150.00</b>
<b>CAPITAL IMPROVEMENTS *MEMO*</b>	<b>16,900.00</b>	Total 2938 796,339,400.00		Emergencies & Other Deferred Charges	
<b>DEBT SERVICE</b>		Land Area 2.00 Sq. Miles		State and Federal Aid Receivable	
Principal Payments	<b>175,000.00</b>	Net Valuation Taxable-Municipal	<b>797,280,271</b>	Other Receivables	<b>266,100.73</b>
Interest Payments	<b>239,437.50</b>	Net Valuation Taxable-County	<b>801,632,849</b>	Total	<b>5,490,451.61</b>
<b>DEFERRED CHARGES</b>	<b>270,000.00</b>	State Equalized Valuation	<b>778,540,129</b>	<b>LIABILITIES, RESERVES, AND SURPLUS</b>	
SCHOOL, COUNTY, SPECIAL DISTRICT TAXES	<b>12,650,097.84</b>	State Equalization Ratio	<b>102.41</b>	Cash Liabilities	<b>1,018,886.79</b>
RESERVE FOR UNCOLLECTED TAXES	<b>699,394.13</b>			Reserves for Receivables	<b>1,141,704.92</b>
<b>EXPENDITURES TOTAL</b>	<b>19,826,245.33</b>			Surplus	<b>3,329,859.90</b>
				Total	<b>5,490,451.61</b>

\*Includes County Health Service Taxes or County Open Space Tax. See Table 13

Population 1990 **7,586**  
 Population 1994 **7,695**  
 S & P Rating  
 Moody Rating **A**

General Tax Rate Per \$100. **2.66**  
 State Equalized Tax Rate **2.75**

**KEYPORT BOROUGH - MONMOUTH CO.**  
 Form of Government:  
**Borough Council**  
 Number of Members on Governing Body - 6

PER CAPITA:  
 Gross Debt **666.79**  
 Net Debt **465.72**  
 Debt Service **43.28**  
 Total Tax Levy **1,127.80**  
 Municipal Expenditures **664.83**

PER CENT:  
 Gross Debt **1.63**  
 Net Debt **1.18**  
 Tax Levy Collected **94.24**  
 Tax Levy Cancelled, Abated or Adjusted **.63**

EXPENDITURES-CURRENT YEAR		REVENUES REALIZED-CURRENT YEAR		PROPERTY TAXES-CURRENT YEAR	
<b>GENERAL GOVERNMENT</b>				<b>STATE EQUALIZED TAX RATE</b>	
Governing Body & Public Boards	100.00	Property Taxes Collected	8,181,260.67	Local District School Taxes	1.48
Municipal Clerk		Payments in Lieu of Taxes	211,199.78	Regional & Consolidated School Tax	
Financial Administration	77,278.18	Delinquent Tax & Lien Collections	499,217.47	School Taxes in Municipal Budget	
Assessment of Taxes	16,347.45	Business Personality Replacement Taxes	100,634.64	County Taxes	.46 *
Collection of Taxes	56,178.48	Taxes from Public Utilities	412,873.08	County Library Taxes	
Planning, Housing & Development	23,323.85	Other Miscellaneous Tax Revenues		Local Municipal Purpose Taxes	.82
Human Resources	116,934.00	State Aid Revenues	585,513.08	Veteran & Senior Citizen Taxes	
Elections	2,441.52	Federal Aid Revenues		Total Taxes for Rate Computation	2.76
General Administration (other)	542,084.65			Special District Taxes	
<b>JUDICIARY</b>		Sale of Acquired Property		Bank Corp. Taxes	
Municipal Courts	68,310.00	Other Miscellaneous Revenues	577,294.01	Added and Omitted Taxes	
<b>PUBLIC SAFETY</b>				Total Taxes Levied - ABSTRACT	15,819.46
Fire Protection	108,580.00			Total Taxes Billed	8,678,399.08
Police Protection	1,318,045.34	Prior Years Surplus Appropriated	484,355.00	TAXES COLLECTED	8,181,260.67
Civil Defense & Disaster Control	5,220.00	REVENUES TOTAL	11,052,347.73	Taxes Cancelled, Abated or Adjusted	55,000.27
Environmental Inspection & Control	52,505.98	Reserve For Uncollected Taxes	678,208.76	Transfer to Tax Title Liens or Foreclosed	32,339.49
Other Public Safety				Ending Balance	412,661.69
<b>PUBLIC WORKS</b>		<b>CAPITAL OUTLAY</b>	<b>TOTAL</b>	<b>PRIOR YEARS TAXES OUTSTANDING</b>	
Streets and Drainage	354,693.99	Public Enterprises	17,443.10	Beginning Balance	456,885.89
Sewers and Sewage Processing	60,646.33	Recreation-Culture		Collected	429,249.29
Garbage and Trash Disposal	377,000.00	Public Works	147,899.56	Cancelled, Abated or Adjusted	12,002.14
Public Buildings and Grounds	16,077.80	Buildings and Grounds	310,283.84	Transfers to Tax Title Liens or Foreclosed	62.12
Other Public Works	41,007.00	Library and Education	6,631.56	Ending Balance	15,572.34
<b>HEALTH and WELFARE</b>		Conservation		<b>TAX TITLE LIENS OUTSTANDING</b>	
Health Services Except Environmental	108,144.42	All Other		Beginning Balance	221,015.85
Welfare-Public Assistance	11,413.42			Transfer From Taxes	32,542.58
Hospital, Clinics, First Aid		<b>CAPITAL DEBT AUTHORIZED, ENDING BALANCE</b>		Redeemed	69,968.18
Animal, Insect, & Rodent Control		<b>ISSUED AND UNISSUED</b>	<b>GROSS DEBT</b>	Cancelled, Abated or Adjusted	
Other Welfare Services		School		Transfers to Foreclosed Property	
<b>RECREATION and CONSERVATION</b>		Self-Liquidating	2,121,450	Ending Balance	183,590.25
Beeches and Boardwalks		Other	3,009,525	<b>PROPERTY ACQUIRED BY DEED OR FORECLOSURE</b>	
Parks, Playgrounds, Shade Trees	1,968.87	Total	5,130,975	Beginning Balance	97,100.00
Land Reclamation & Conservation	2,825.16	<b>ISSUED AND OUTSTANDING</b>		Transfers From Taxes or Liens	
Other Recreational Services	61,973.62	School	1,978,000.00	Sale for Cash	
<b>EDUCATION (excluding schools)</b>		Self-Liquidating	1,978,000.00	Cancelled, Abated or Adjusted	
Libraries	103,855.00	Other	2,410,000.00	Ending Balance	97,100.00
Other Educational Services	2,500.00	Total	6,366,000.00	<b>CURRENT FINANCES ENDING BALANCE</b>	
<b>STATUTORY EXPENDITURES</b>		<b>EQUALIZED VALUATION BASIS</b>		<b>ASSETS</b>	
Pensions & F. I. C. A.	214,531.42	<b>FOR NET DEBT COMPUTATION</b>	<b>304,745,610</b>	Cash	896,952.05
Employee Fringe Benefits	202,761.00	<b>REAL PROPERTY VALUATIONS</b>		Taxes Receivable	428,234.03
Other Statutory Expenditures	3,000.00	Code Class # of Parcels % VAL'N	ASSESSED VALUATION	Tax Title Liens	183,590.25
<b>MUNICIPAL FUNCTIONS</b>		1 Vacant Land 157 1.70	5,347,400.00	Foreclosed Property	97,100.00
<b>CAPITAL IMPROVEMENTS</b>	<b>25,000.00</b>	2 Residential 1873 71.31	224,553,700.00	Emergencies & Other Deferred Charges	92,000.00
<b>DEBT SERVICE</b>		3 Farm		State and Federal Aid Receivable	5,103.95
Principal Payments	170,000.00	4a Commercial 229 19.68	61,971,800.00	Other Receivables	551.39
Interest Payments	163,019.05	4b Industrial 6 2.42	7,609,100.00	Total	1,703,531.67
		4c Apartments 17 4.89	15,401,700.00	<b>LIABILITIES, RESERVES, AND SURPLUS</b>	
		Total 2282	314,883,700.00	Cash Liabilities	335,751.11
<b>DEFERRED CHARGES</b>	<b>154,864.39</b>	Land Area 1.40 Sq. Miles		Reserves for Receivables	709,475.67
<b>SCHOOL, COUNTY, SPECIAL DISTRICT TAXES</b>	<b>6,090,800.64</b>	Net Valuation Taxable-Municipal	325,401,527	Surplus	658,304.89
<b>RESERVE FOR UNCOLLECTED TAXES</b>	<b>678,208.76</b>	Net Valuation Taxable-County	313,459,696	Total	1,703,531.67
<b>EXPENDITURES</b>	<b>TOTAL</b>	State Equalized Valuation	315,194,847		
		State Equalization Ratio	103.35		

\*Includes County Health Service Taxes or County Open Space Tax. See Table 13.

Population 1990 **3,325**  
 Population 1994 **3,542**  
 S & P Rating  
 Moody Rating

General Tax Rate Per \$100 **1.66**  
 State Equalized Tax Rate **1.65**

**KINGWOOD TOWNSHIP - HUNTERDON CO.**

Form of Government:

**Township Committee**

Number of Members on Governing Body - 3

PER CAPITA:  
 Gross Debt **681.74**  
 Net Debt  
 Debt Service  
 Total Tax Levy **1,198.77**  
 Municipal Expenditures **342.68**

PER CENT:  
 Gross Debt **.95**  
 Net Debt  
 Tax Levy Collected **93.60**  
 Tax Levy Cancelled, Abated or Adjusted **.49**

EXPENDITURES-CURRENT YEAR		REVENUES REALIZED-CURRENT YEAR		PROPERTY TAXES-CURRENT YEAR	
<b>GENERAL GOVERNMENT</b>		<b>Property Taxes Collected</b>		<b>STATE EQUALIZED TAX RATE</b>	
Governing Body & Public Boards				Local District School Taxes	<b>.96</b>
Municipal Clerk			<b>3,992,973.63</b>	Regional & Consolidated School Tax	<b>.34</b>
Financial Administration	<b>36,240.00</b>	Payments in Lieu of Taxes		School Taxes in Municipal Budget	
Assessment of Taxes	<b>25,500.00</b>	Delinquent Tax & Lien Collections	<b>217,107.23</b>	County Taxes	<b>.31</b>
Collection of Taxes	<b>22,650.00</b>	Business Personality Replacement Taxes	<b>53,837.68</b>	County Library Taxes	<b>.03</b>
Planning, Housing & Development	<b>49,800.00</b>	Taxes from Public Utilities	<b>188,636.00</b>	Local Municipal Purpose Taxes	
Human Resources	<b>8,782.00</b>	Other Miscellaneous Tax Revenues		Veteran & Senior Citizen Taxes	
Elections	<b>1,200.00</b>	State Aid Revenues	<b>155,551.16</b>	Total Taxes for Rate Computation	<b>1.64</b>
General Administration (other)	<b>155,038.00</b>	Federal Aid Revenues		Special District Taxes	
<b>JUDICIARY</b>		<b>Sale of Acquired Property</b>		Bank Corp. Taxes	
Municipal Courts	<b>27,500.00</b>	Other Miscellaneous Revenues	<b>194,803.91</b>	Added and Omitted Taxes	<b>93,574.77</b>
<b>PUBLIC SAFETY</b>		<b>Total</b>		Total Taxes Levied - ABSTRACT	<b>4,246,033.89</b>
Fire Protection	<b>41,860.10</b>	Prior Years Surplus Appropriated	<b>535,000.30</b>	Total Taxes Billed	<b>4,266,138.01</b>
Police Protection	<b>28,500.00</b>	<b>REVENUES TOTAL</b>	<b>5,337,909.91</b>	<b>TAXES COLLECTED</b>	<b>3,992,973.63</b>
Civil Defense & Disaster Control	<b>5,000.00</b>	Reserve For Uncollected Taxes	<b>243,749.88</b>	Taxes Cancelled, Abated or Adjusted	<b>20,956.39</b>
Environmental Inspection & Control		<b>CAPITAL OUTLAY TOTAL</b>	<b>158,973.17</b>	Transfer to Tax Title Liens or Foreclosed	<b>10,501.16</b>
Other Public Safety		<b>Public Enterprises</b>		Ending Balance	<b>241,706.83</b>
<b>PUBLIC WORKS</b>		<b>Recreation-Culture</b>		<b>PRIOR YEARS TAXES OUTSTANDING</b>	
Streets and Drainage	<b>335,985.16</b>	<b>Public Works</b>		Beginning Balance	<b>282,830.11</b>
Sewers and Sewage Processing		<b>Buildings and Grounds</b>		Collected	<b>217,107.23</b>
Garbage and Trash Disposal	<b>13,500.00</b>	<b>Library and Education</b>		Cancelled, Abated or Adjusted	
Public Buildings and Grounds	<b>102,893.00</b>	<b>Conservation</b>		Transfers to Tax Title Liens or Foreclosed	
Other Public Works		<b>All Other</b>		Ending Balance	<b>65,722.88</b>
<b>HEALTH and WELFARE</b>		<b>CAPITAL DEBT AUTHORIZED, ENDING BALANCE</b>		<b>TAX TITLE LIENS OUTSTANDING</b>	
Health Services Except Environmental	<b>6,770.00</b>	<b>ISSUED AND UNISSUED</b>		Beginning Balance	<b>92,706.97</b>
Welfare-Public Assistance	<b>2,000.00</b>	School	<b>2,414,721</b>	Transfer From Taxes	<b>10,501.16</b>
Hospital, Clinics, First Aid		Self-Liquidating		Redeemed	
Animal, Insect, & Rodent Control	<b>200.00</b>	Other	<b>1</b>	Cancelled, Abated or Adjusted	
Other Welfare Services		Total	<b>2,414,722</b>	Transfers to Foreclosed Property	
<b>RECREATION and CONSERVATION</b>		<b>ISSUED AND OUTSTANDING</b>		Ending Balance	<b>103,208.13</b>
Beaches and Boardwalks		School	<b>2,414,721.58</b>	<b>PROPERTY ACQUIRED BY DEED OR FORECLOSURE</b>	
Perks, Playgrounds, Shade Trees		Self-Liquidating		Beginning Balance	<b>49,400.00</b>
Land Reclamation & Conservation	<b>3,000.00</b>	Other		Transfers From Taxes or Liens	
Other Recreational Services	<b>6,500.00</b>	Total	<b>2,414,721.58</b>	Sale for Cash	
<b>EDUCATION (excluding schools)</b>		<b>EQUALIZED VALUATION BASIS FOR NET DEBT COMPUTATION</b>		Cancelled, Abated or Adjusted	
Libraries		<b>252,996,733</b>		Ending Balance	<b>49,400.00</b>
Other Educational Services	<b>800.00</b>	<b>REAL PROPERTY VALUATIONS</b>		<b>CURRENT FINANCES ENDING BALANCE</b>	
<b>STATUTORY EXPENDITURES</b>		<b>Code Class # of Parcels % VAL'N ASSESSED VALUATION</b>		<b>ASSETS</b>	
Pensions & F. I. C. A.	<b>36,200.00</b>	1 Vacant Land	<b>244 5.86 14,665,400.00</b>	Cash	<b>857,179.32</b>
Employee Fringe Benefits	<b>60,000.00</b>	2 Residential	<b>857 61.14 152,963,100.00</b>	Texas Receivable	<b>307,429.71</b>
Other Statutory Expenditures	<b>100.00</b>	3 Farm	<b>732 23.41 58,552,430.00</b>	Tax Title Liens	<b>103,208.13</b>
<b>MUNICIPAL FUNCTIONS TOTAL</b>		4a Commercial	<b>45 5.83 14,588,900.00</b>	Foreclosed Property	<b>49,400.00</b>
<b>CAPITAL IMPROVEMENTS *MEMO*</b>	<b>75,000.00</b>	4b Industrial	<b>4 3.28 8,204,700.00</b>	Emergencies & Other Deferred Charges	
<b>DEBT SERVICE</b>		4c Apartments	<b>4 .48 1,196,400.00</b>	State and Federal Aid Receivable	
Principal Payments		Total	<b>1886 250,170,930.00</b>	Other Receivables	
Interest Payments		<b>Land Area 35.60 Sq. Miles</b>		Total	<b>1,219.50</b>
<b>DEFERRED CHARGES</b>		<b>Net Valuation Taxable-Municipal</b>		<b>LIABILITIES, RESERVES, AND SURPLUS</b>	
SCHOOL, COUNTY, SPECIAL DISTRICT TAXES	<b>4,152,459.12</b>	<b>251,359,227</b>		Cash Liabilities	<b>463,299.99</b>
RESERVE FOR UNCOLLECTED TAXES	<b>243,749.88</b>	<b>Net Valuation Taxable-County</b>		Reserves for Receivables	<b>461,257.34</b>
<b>EXPENDITURES TOTAL</b>	<b>5,366,227.26</b>	<b>246,959,563</b>		Surplus	<b>393,879.33</b>
		<b>State Equalized Valuation</b>		Total	<b>1,318,436.66</b>
		<b>252,515,331</b>			
		<b>State Equalization Ratio</b>			
		<b>99.54</b>			

Population 1990 8,470  
 Population 1994 8,793  
 S & P Rating  
 Moody Rating

General Tax Rate Per \$100. 2.33  
 State Equalized Tax Rate 2.02

**KINNELON BOROUGH - MORRIS COUNTY**  
 Form of Government:  
**Borough Council**  
 Number of Members on Governing Body - 6

PER CAPITA:  
 Gross Debt 1,107.97  
 Net Debt 302.97  
 Debt Service 37.78  
 Total Tax Levy 2,265.48  
 Municipal Expenditures 727.02

PER CENT:  
 Gross Debt 1.02  
 Net Debt .28  
 Tax Levy Collected 97.59  
 Tax Levy Cancelled, Abated or Adjusted .09

EXPENDITURES-CURRENT YEAR		REVENUES REALIZED-CURRENT YEAR			PROPERTY TAXES-CURRENT YEAR	
<b>GENERAL GOVERNMENT</b>		<b>REVENUES REALIZED-CURRENT YEAR</b>			<b>STATE EQUALIZED TAX RATE</b>	
Governing Body & Public Boards		Property Taxes Collected		Local District School Taxes	1.33	12,981,383.00
Municipal Clerk		Payments in Lieu of Taxes	19,467,854.20	Regional & Consolidated School Tax		
Financial Administration	17,100.00	Delinquent Tax & Lien Collections	5,612.87	School Taxes in Municipal Budget		
Assessment of Taxes	61,388.00	Business Personality Replacement Taxes	456,109.66	County Taxes	.31 *	3,059,703.99
Collection of Taxes	69,813.00	Taxes from Public Utilities	32,555.60	County Library Taxes		
Planning, Housing & Development	51,580.00	Other Miscellaneous Tax Revenues	481,669.00	Local Municipal Purpose Taxes	.39	3,776,645.37
Human Resources	93,996.00	State Aid Revenues	343,177.33	Veteran & Senior Citizen Taxes		33,250.00
Elections		Federal Aid Revenues		Total Taxes for Rate Computation	2.03	19,850,982.36
General Administration (other)	730,614.00			Special District Taxes		
<b>JUDICIARY</b>		Sale of Acquired Property		Bank Corp. Taxes		102,609.74
Municipal Courts	59,721.99	Other Miscellaneous Revenues	424,838.54	Added and Omitted Taxes		
<b>PUBLIC SAFETY</b>		Total	21,211,817.20	Total Taxes Levied - ABSTRACT		19,920,342.10
Fire Protection	107,819.00	Prior Years Surplus Appropriated	1,100,000.00	Total Taxes Billed		19,949,154.11
Police Protection	917,295.16	REVENUES TOTAL	22,311,817.20	<b>TAXES COLLECTED</b>		19,467,854.20
Civil Defense & Disaster Control	2,025.00	Reserve For Uncollected Taxes	1,071,215.50	Taxes Cancelled, Abated or Adjusted		17,759.22
Environmental Inspection & Control	78,590.00			Transfer to Tax Title Liens or Foreclosed		25,070.76
Other Public Safety		<b>CAPITAL OUTLAY TOTAL</b>	<b>1,577,441.45</b>	Ending Balance		438,469.93
<b>PUBLIC WORKS</b>		Public Enterprises		<b>PRIOR YEARS TAXES OUTSTANDING</b>		
Streets and Drainage	534,788.49	Recreation-Culture		Beginning Balance		466,597.22
Sewers and Sewage Processing	86,000.00	Public Works	101,074.89	Collected		456,109.66
Garbage and Trash Disposal	770,000.00	Buildings and Grounds	1,476,366.56	Cancelled, Abated or Adjusted		8,022.27
Public Buildings and Grounds	93,301.00	Library and Education		Transfers to Tax Title Liens or Foreclosed		1,749.94
Other Public Works	10,000.00	Conservation		Ending Balance		715.35
<b>HEALTH and WELFARE</b>		All Other		<b>TAX TITLE LIENS OUTSTANDING</b>		
Health Services Except Environmental	153,742.00			Beginning Balance		156,301.42
Welfare-Public Assistance	3,485.00	<b>CAPITAL DEBT AUTHORIZED, ENDING BALANCE</b>		Transfer From Taxes		27,076.43
Hospital, Clinics, First Aid		ISSUED AND UNISSUED		Redeemed		
Animal, Insect, & Rodent Control	7,036.00	School	7,078,400	Cancelled, Abated or Adjusted		
Other Welfare Services		Self-Liquidating		Transfers to Foreclosed Property		
<b>RECREATION and CONSERVATION</b>		Other	2,664,000	Ending Balance		183,377.85
Beeches and Boardwalks		Total	9,742,400	<b>PROPERTY ACQUIRED BY DEED OR FORECLOSURE</b>		
Perks, Playgrounds, Shade Trees		ISSUED AND OUTSTANDING		Beginning Balance		17,150.00
Land Reclamation & Conservation	86,037.16	School	7,078,000.00	Transfers From Taxes or Liens		
Other Recreational Services	94,546.00	Self-Liquidating		Settled for Cash		
<b>EDUCATION (excluding schools)</b>		Other	2,664,000.00	Cancelled, Abated or Adjusted		
Libraries	355,000.00	Total	9,742,000.00	Ending Balance		17,150.00
Other Educational Services	11,200.00	<b>EQUALIZED VALUATION BASIS FOR NET DEBT COMPUTATION</b>	<b>959,219,662</b>	<b>CURRENT FINANCES ENDING BALANCE</b>		
<b>STATUTORY EXPENDITURES</b>		<b>REAL PROPERTY VALUATIONS</b>		<b>ASSETS</b>		
Pensions & F. I. C. A.	268,169.00	Code	Class	# of Parcels	% VAL'N	Assessed Valuation
Employee Fringe Benefits	316,000.00	1	Vacant Land	526	5.88	49,687,000.00
Other Statutory Expenditures	10,000.00	2	Residential	2944	89.35	755,521,400.00
		3	Farm	9	.20	1,699,000.00
		4a	Commercial	106	4.56	38,554,500.00
		4b	Industrial	1	.01	113,500.00
		4c	Apartments			
		Total		3586		845,575,400.00
		Land Area	19.05	Sq. Miles		
		Net Valuation Taxable-Municipal				848,142,922
		Net Valuation Taxable-County				973,235,532
		State Equalized Valuation				978,419,109
		State Equalization Ratio				86.65
<b>MUNICIPAL FUNCTIONS</b>	<b>TOTAL</b>					
CAPITAL IMPROVEMENTS	4,989,246.80					
DEBT SERVICE	<b>*MEMO*</b> 15,000.00					
Principal Payments	291,400.00					
Interest Payments	40,815.00					
<b>DEFERRED CHARGES</b>						
SCHOOL, COUNTY, SPECIAL DISTRICT TAXES	16,041,086.99					
RESERVE FOR UNCOLLECTED TAXES	1,071,215.50					
<b>EXPENDITURES</b>	<b>TOTAL</b>					
	22,433,764.29					

\*Includes County Health Service Taxes or County Open Space Tax. See Table 13.

Population 1990 2,543  
 Population 1994 2,688  
 S & P Rating  
 Moody Rating

General Tax Rate Per \$100. 2.40  
 State Equalized Tax Rate 2.30

KNOWLTON TOWNSHIP - WARREN CO.

Form of Government:

Township Committee

Number of Members on Governing Body - 3

PER CAPITA: PER CENT:  
 Gross Debt 1,585.94 Gross Debt 2.57  
 Net Debt 223.10 Net Debt .36  
 Debt Service 26.37 Tax Levy Collected 90.69  
 Total Tax Levy 1,437.45 Tax Levy Cancelled, Abated or Adjusted .46  
 Municipal Expenditures 570.77

EXPENDITURES-CURRENT YEAR		REVENUES REALIZED-CURRENT YEAR		PROPERTY TAXES-CURRENT YEAR	
<b>GENERAL GOVERNMENT</b>		<b>REVENUES REALIZED-CURRENT YEAR</b>		<b>PROPERTY TAXES-CURRENT YEAR</b>	
Governing Body & Public Boards		Property Taxes Collected	3,507,239.52	STATE EQUALIZED TAX RATE	
Municipal Clerk		Payments in Lieu of Taxes		Local District School Taxes	.90 1,499,840.00
Financial Administration	35,200.00	Delinquent Tax & Lien Collections	374,002.65	Regional & Consolidated School Tax	.65 1,081,017.84
Assessment of Taxes	21,200.00	Business Personalty Replacement Taxes	35,545.68	School Taxes in Municipal Budget	
Collection of Taxes	19,750.00	Taxes from Public Utilities	193,845.00	County Taxes	.66 * 1,094,712.25
Planning, Housing & Development	46,600.00	Other Miscellaneous Tax Revenues		County Library Taxes	.06 99,516.30
Human Resources	10,700.00	State Aid Revenues	154,408.50	Local Municipal Purpose Taxes	.03 47,978.00
Elections		Federal Aid Revenues		Veteran & Senior Citizen Taxes	
General Administration (other)	178,309.36			Total Taxes for Rate Computation	2.30 3,844,664.39
<b>JUDICIARY</b>		<b>REVENUES REALIZED-CURRENT YEAR</b>		<b>PROPERTY TAXES-CURRENT YEAR</b>	
Municipal Courts	73,020.36	Sale of Acquired Property		Special District Taxes	
<b>PUBLIC SAFETY</b>		Other Miscellaneous Revenues	306,230.32	Bank Corp. Taxes	
Fire Protection	93,049.00	Total	4,571,271.67	Added and Omitted Taxes	40,813.94
Police Protection	26,200.00	Prior Years Surplus Appropriated	476,873.23	Total Taxes Levied - ABSTRACT	3,863,878.33
Civil Defense & Disaster Control	5,200.00	REVENUES TOTAL	5,048,144.90	Total Taxes Billed	3,867,395.31
Environmental Inspection & Control	41,050.00	Reserve For Uncollected Taxes	474,747.00	TAXES COLLECTED	3,507,239.52
Other Public Safety		<b>CAPITAL OUTLAY TOTAL</b>		Taxes Cancelled, Abated or Adjusted	17,942.55
<b>PUBLIC WORKS</b>			307,294.71	Transfer to Tax Title Liens or Foreclosed	44,492.80
Streets and Drainage	210,149.48	<b>CAPITAL DEBT AUTHORIZED, ENDING BALANCE</b>		Ending Balance	297,720.44
Sewers and Sewage Processing	8,650.00	ISSUED AND UNISSUED		<b>PRIOR YEARS TAXES OUTSTANDING</b>	
Garbage and Trash Disposal	12,000.00	School	3,663,300	Beginning Balance	433,998.90
Public Buildings and Grounds	31,000.00	Self-Liquidating		Collected	355,909.07
Other Public Works	20,000.00	Other	599,694	Cancelled, Abated or Adjusted	14,366.72
<b>HEALTH and WELFARE</b>		Total	4,262,995	Transfers to Tax Title Liens or Foreclosed	
Health Services Except Environmental		<b>ISSUED AND OUTSTANDING</b>		Ending Balance	63,723.11
Welfare-Public Assistance	2,900.00	School	3,663,300.29	TAX TITLE LIENS OUTSTANDING	
Hospital, Clinics, First Aid		Self-Liquidating		Beginning Balance	198,088.48
Animal, Insect, & Rodent Control	5,900.00	Other	393,798.95	Transfer From Taxes	44,574.53
Other Welfare Services		Total	6,057,099.24	Redeemed	18,093.58
<b>RECREATION and CONSERVATION</b>		<b>EQUALIZED VALUATION BASIS FOR NET DEBT COMPUTATION</b>		Cancelled, Abated or Adjusted	
Beeches and Boardwalks		<b>REAL PROPERTY VALUATIONS</b>		Transfers to Foreclosed Property	
Perks, Playgrounds, Shede Trees		Code	Class	# of Parcels	% VAL'N
Land Reclamation & Conservation	3,200.00	1	Vacant Land	304	9.95
Other Recreational Services	78,896.00	2	Residential	783	64.29
<b>EDUCATION (excluding schools)</b>		3	Farm	411	13.90
Libraries	325.00	4a	Commercial	62	11.45
Other Educational Services	2,500.00	4b	Industrial		
<b>STATUTORY EXPENDITURES</b>		4c	Apartments	3	.42
Pensions & F. I. C. A.	36,434.00	Total	1563		
Employee Fringe Benefits	20,000.00	Land Area	26.00	Sq. Miles	
Other Statutory Expenditures	2,000.00	Net Valuation Taxable-Municipal		159,440,882	
<b>MUNICIPAL FUNCTIONS</b>		Net Valuation Taxable-County		167,010,279	
CAPITAL IMPROVEMENTS	984,231.20	State Equalized Valuation		166,334,772	
DEBT SERVICE	53,200.00	State Equalization Ratio		95.83	
Principal Payments	66,785.28	<b>CURRENT FINANCES ENDING BALANCE</b>		<b>ASSETS</b>	
Interest Payments	4,093.65			Cash	778,303.43
<b>DEFERRED CHARGES</b>				Taxes Receivable	361,443.55
SCHOOL, COUNTY, SPECIAL DISTRICT TAXES	4,378.63			Tax Title Liens	224,569.43
RESERVE FOR UNCOLLECTED TAXES	3,775,086.39			Foreclosed Property	
EXPENDITURES TOTAL	5,309,322.15			Emergencies & Other Deferred Charges	5,392.47
				State and Federal Aid Receivable	38,694.80
				Other Receivables	164,866.80
				Total	1,573,270.48
				<b>LIABILITIES, RESERVES, AND SURPLUS</b>	
				Cash Liabilities	226,569.34
				Reserves for Receivables	783,604.34
				Surplus	563,096.80
				Total	1,573,270.48

\*Includes County Health Service Taxes or County Open Spec Tax See Table 13.

Population 1990 22,141  
 Population 1994 23,447  
 S & P Rating  
 Moody Rating

General Tax Rate Per \$100. 1.64  
 State Equalized Tax Rate 1.57

LACEY TOWNSHIP - OCEAN COUNTY  
 Form of Government:  
**Township Committee**  
 Number of Members on Governing Body - 5

PER CAPITA:  
 Gross Debt 719.40 PER CENT:  
 Net Debt 143.76 Gross Debt 1.11  
 Debt Service 14.95 Net Debt .22  
 Total Tax Levy 1,029.08 Tax Levy Collected 96.73  
 Municipal Expenditures 818.35 or Adjusted .10

EXPENDITURES-CURRENT YEAR		REVENUES REALIZED-CURRENT YEAR		PROPERTY TAXES-CURRENT YEAR				
<b>GENERAL GOVERNMENT</b>		<b>REVENUES REALIZED-CURRENT YEAR</b>		<b>PROPERTY TAXES-CURRENT YEAR</b>				
Governing Body & Public Boards		Property Taxes Collected	23,343,567.52	STATE EQUALIZED TAX RATE	1.57			
Municipal Clerk		Payments in Lieu of Taxes		Local District School Taxes	14,746,958.00			
Financial Administration	422,792.00	Delinquent Tax & Lien Collections	843,304.96	Regional & Consolidated School Tax				
Assessment of Taxes	213,571.00	Business Personality Replacement Taxes	40,864.28	School Taxes in Municipal Budget				
Collection of Taxes	301,896.00	Taxes from Public Utilities	10,573,226.00	County Taxes	* 6,932,579.44			
Planning, Housing & Development	76,425.00	Other Miscellaneous Tax Revenues		County Library Taxes	.04 596,839.94			
Human Resources	253,881.00	State Aid Revenues	1,128,136.78	Local Municipal Purpose Taxes	.11 1,650,169.45			
Elections		Federal Aid Revenues		Veteran & Senior Citizen Taxes	380,300.00			
General Administration (other)	1,510,688.00			Total Taxes for Rate Computation	1.57 24,306,846.83			
<b>JUDICIARY</b>		Sale of Acquired Property		Special District Taxes				
Municipal Courts	219,267.00	Other Miscellaneous Revenues	1,308,823.02	Bank Corp. Taxes				
<b>PUBLIC SAFETY</b>		Total	37,237,922.56	Added and Omitted Taxes	202,211.07			
Fire Protection	145,588.20	Prior Years Surplus Appropriated	4,616,063.00	Total Taxes Levied - ABSTRACT	24,128,757.90			
Police Protection	2,937,913.00	REVENUES TOTAL	41,853,985.56	Total Taxes Billed	24,132,974.96			
Civil Defense & Disaster Control	9,100.00	Reserve For Uncollected Taxes	1,449,330.25	TAXES COLLECTED	23,343,567.52			
Environmental Inspection & Control	140,843.00			Taxes Cancelled, Abated or Adjusted	24,434.56			
Other Public Safety		CAPITAL OUTLAY TOTAL	6,726.45	Transfer to Tax Title Liens or Foreclosed	53,224.70			
<b>PUBLIC WORKS</b>		Public Enterprises		Ending Balance	711,748.18			
Streets and Drainage	2,909,067.78	Recreation-Culture		<b>PRIOR YEARS TAXES OUTSTANDING</b>				
Sewers and Sewage Processing	842,798.00	Public Works	1,838.85	Beginning Balance	958,765.92			
Garbage and Trash Disposal	2,066,687.00	Buildings and Grounds	4,887.60	Collected	770,124.29			
Public Buildings and Grounds	299,200.00	Library and Education		Cancelled, Abated or Adjusted				
Other Public Works	955,613.00	Conservation		Transfers to Tax Title Liens or Foreclosed	39,413.51			
<b>HEALTH and WELFARE</b>		All Other		Ending Balance	149,228.12			
Health Services Except Environmental	52,660.00	<b>CAPITAL DEBT AUTHORIZED, ENDING BALANCE</b>		<b>TAX TITLE LIENS OUTSTANDING</b>				
Welfare-Public Assistance	35,420.00	ISSUED AND UNISSUED		Beginning Balance	151,138.73			
Hospital, Clinics, First Aid		School	13,497,000	Transfer From Taxes	87,529.61			
Animal, Insect, & Rodent Control	33,292.00	Self-Liquidating		Redeemed	73,180.67			
Other Welfare Services		Other	3,370,750	Cancelled, Abated or Adjusted				
<b>RECREATION and CONSERVATION</b>		Total	16,867,750	Transfers to Foreclosed Property	32,814.13			
Beaches and Boardwalks	45,000.00	ISSUED AND OUTSTANDING		Ending Balance	132,673.54			
Perks, Playgrounds, Shade Trees	446,277.00	School		<b>PROPERTY ACQUIRED BY DEED OR FORECLOSURE</b>				
Land Reclamation & Conservation	35,539.40	Self-Liquidating		Beginning Balance	3,376,800.00			
Other Recreational Services	247,205.00	Other		Transfers From Taxes or Liens	47,354.67			
<b>EDUCATION (excluding schools)</b>		Total	3,240,250.00	Sale for Cash				
Libraries		EQUALIZED VALUATION BASIS FOR NET DEBT COMPUTATION	1,514,609,249	Cancelled, Abated or Adjusted				
Other Educational Services	925,000.00	REAL PROPERTY VALUATIONS		Ending Balance	3,424,154.67			
<b>STATUTORY EXPENDITURES</b>		Code	Class	# of Parcels	% VAL'N	ASSESSED VALUATION		
Pensions & F. I. C. A.	814,477.00	1	Vacant Land	7031	7.86	113,767,600.00	Cash	5,787,421.65
Employee Fringe Benefits	1,171,777.00	2	Residential	9764	79.66	1,152,273,400.00	Taxes Receivable	860,976.30
Other Statutory Expenditures	35,000.00	3	Farm	23	.06	814,800.00	Tax Title Liens	132,673.54
<b>MUNICIPAL FUNCTIONS</b>		4a	Commercial	228	6.87	99,435,900.00	Foreclosed Property	3,414,554.67
CAPITAL IMPROVEMENTS	17,146,977.38	4b	Industrial	31	5.55	80,218,800.00	Emergencies & Other Deferred Charges	
DEBT SERVICE		4c	Apartments				State and Federal Aid Receivable	351,447.51
Principal Payments	275,750.00	Total		17077		1,446,510,500.00	Other Receivables	16,254.33
Interest Payments	74,890.17	Land Area	84.60	Sq. Miles			Total	10,563,328.00
<b>DEFERRED CHARGES</b>		Net Valuation Taxable-Municipal				1,457,415,923	<b>LIABILITIES, RESERVES, AND SURPLUS</b>	
SCHOOL, COUNTY, SPECIAL DISTRICT TAXES	240,995.00	Net Valuation Taxable-County				1,497,319,755	Cash Liabilities	2,760,451.42
RESERVE FOR UNCOLLECTED TAXES	1,449,330.25	State Equalized Valuation				1,525,258,962	Reserves for Receivables	4,767,272.61
EXPENDITURES	TOTAL 41,466,320.18	State Equalization Ratio				95.52	Surplus	3,035,603.97
							Total	10,563,328.00



\*Includes County Health Service Taxes or County Open Space Tax. See Table 13.

1913

Population 1990 **1,902**  
 Population 1994 **2,013**  
 S & P Rating  
 Moody Rating

General Tax Rate Per \$100 **2.49**  
 State Equalized Tax Rate **2.50**

**LAFAYETTE TOWNSHIP - SUSSEX COUNTY**

Form of Government:  
**Township Committee**

Number of Members on Governing Body - 5

PER CAPITA:  
 Gross Debt **1,853.47**  
 Net Debt **176.58**  
 Debt Service  
 Total Tax Levy **1,943.20**  
 Municipal Expenditures **709.89**

PER CENT:  
 Gross Debt **2.39**  
 Net Debt **.23**  
 Tax Levy Collected **94.41**  
 Tax Levy Cancelled, Abated or Adjusted **.42**

EXPENDITURES-CURRENT YEAR		REVENUES REALIZED-CURRENT YEAR		PROPERTY TAXES-CURRENT YEAR	
<b>GENERAL GOVERNMENT</b>		<b>REVENUES REALIZED-CURRENT YEAR</b>		<b>PROPERTY TAXES-CURRENT YEAR</b>	
Governing Body & Public Boards		Property Taxes Collected	<b>3,703,532.45</b>	STATE EQUALIZED TAX RATE	
Municipal Clerk		Payments in Lieu of Taxes		Local District School Taxes	<b>1.33</b>
Financial Administration	<b>28,400.00</b>	Delinquent Tax & Lien Collections	<b>236,070.46</b>	Regional & Consolidated School Tax	<b>.59</b>
Assessment of Taxes	<b>58,950.00</b>	Business Personality Replacement Taxes	<b>43,294.52</b>	School Taxes in Municipal Budget	
Collection of Taxes	<b>27,345.00</b>	Taxes from Public Utilities	<b>118,409.00</b>	County Taxes	<b>.47</b> *
Planning, Housing & Development	<b>28,000.00</b>	Other Miscellaneous Tax Revenues		County Library Taxes	<b>.04</b>
Human Resources		State Aid Revenues	<b>174,756.36</b>	Local Municipal Purpose Taxes	<b>.08</b>
Elections	<b>1,550.00</b>	Federal Aid Revenues		Veteran & Senior Citizen Taxes	
General Administration (other)	<b>106,441.23</b>			Total Taxes for Rate Computation	<b>2.51</b>
<b>JUDICIARY</b>				Special District Taxes	
Municipal Courts	<b>31,495.00</b>	Sale of Acquired Property	<b>607,021.29</b>	Bank Corp. Taxes	
<b>PUBLIC SAFETY</b>		Other Miscellaneous Revenues	<b>4,883,084.08</b>	Added and Omitted Taxes	
Fire Protection	<b>60,269.00</b>	Total	<b>4,883,084.08</b>	Total Taxes Levied - ABSTRACT	<b>3,911,658.11</b>
Police Protection	<b>13,621.59</b>	Prior Years Surplus Appropriated	<b>492,919.00</b>	Total Taxes Billed	<b>3,922,725.25</b>
Civil Defense & Disaster Control	<b>1,100.00</b>	REVENUES TOTAL	<b>5,376,003.08</b>	TAXES COLLECTED	<b>3,703,532.45</b>
Environmental Inspection & Control	<b>30,946.00</b>	Reserve For Uncollected Taxes	<b>309,034.00</b>	Taxes Cancelled, Abated or Adjusted	<b>16,352.51</b>
Other Public Safety		CAPITAL OUTLAY TOTAL	<b>65,612.71</b>	Transfer to Tax Title Liens or Foreclosed	<b>7,837.50</b>
<b>PUBLIC WORKS</b>				Ending Balance	<b>195,002.79</b>
Streets and Drainage	<b>531,799.00</b>	Public Enterprises		<b>PRIOR YEARS TAXES OUTSTANDING</b>	
Sewers and Sewage Processing	<b>4,635.00</b>	Recreation-Culture		Beginning Balance	<b>245,045.53</b>
Garbage and Trash Disposal		Public Works	<b>61,144.57</b>	Collected	<b>236,070.46</b>
Public Buildings and Grounds	<b>41,300.00</b>	Buildings and Grounds	<b>4,468.14</b>	Cancelled, Abated or Adjusted	<b>8,533.94</b>
Other Public Works	<b>30,000.00</b>	Library and Education		Transfers to Tax Title Liens or Foreclosed	<b>438.80</b>
<b>HEALTH and WELFARE</b>		Conservation		Ending Balance	<b>2.33</b>
Health Services Except Environmental	<b>3,510.00</b>	All Other		<b>TAX TITLE LIENS OUTSTANDING</b>	
Welfare-Public Assistance	<b>2,400.00</b>	<b>CAPITAL DEBT AUTHORIZED, ENDING BALANCE</b>		Beginning Balance	<b>5,586.35</b>
Hospital, Clinics, First Aid		ISSUED AND UNISSUED	GROSS DEBT	Transfer From Taxes	<b>8,387.95</b>
Animal, Insect, & Rodent Control	<b>3,750.00</b>	School	<b>3,375,586</b>	Redeemed	
Other Welfare Services		Self-Liquidating		Cancelled, Abated or Adjusted	
<b>RECREATION and CONSERVATION</b>		Other	<b>355,450</b>	Transfers to Foreclosed Property	
Beaches and Boardwalks		Total	<b>3,731,036</b>	Ending Balance	<b>13,974.30</b>
Perks, Playgrounds, Shade Trees		<b>ISSUED AND OUTSTANDING</b>		<b>PROPERTY ACQUIRED BY DEED OR FORECLOSURE</b>	
Land Reclamation & Conservation	<b>1,574.00</b>	School	<b>3,375,586.77</b>	Beginning Balance	<b>14,000.00</b>
Other Recreational Services	<b>22,200.00</b>	Self-Liquidating		Transfers From Taxes or Liens	
<b>EDUCATION (excluding schools)</b>		Other		Sale for Cash	
Libraries		Total	<b>3,375,586.77</b>	Cancelled, Abated or Adjusted	
Other Educational Services		<b>EQUALIZED VALUATION BASIS FOR NET DEBT COMPUTATION</b>		Ending Balance	<b>14,000.00</b>
<b>STATUTORY EXPENDITURES</b>		<b>REAL PROPERTY VALUATIONS</b>		<b>CURRENT FINANCES ENDING BALANCE</b>	
Pensions & F. I. C. A.	<b>32,675.78</b>	Code	Class	# of Parcels	% VAL'N
Employee Fringe Benefits	<b>41,344.00</b>	1	Vacant Land	142	6.29
Other Statutory Expenditures	<b>1,275.00</b>	2	Residential	524	52.58
<b>MUNICIPAL FUNCTIONS</b>		3	Farm	502	16.85
CAPITAL IMPROVEMENTS	<b>60,000.00</b>	4a	Commercial	38	12.05
<b>DEBT SERVICE</b>		4b	Industrial	17	12.22
Principal Payments		4c	Apartments		
Interest Payments		Total		1223	
<b>DEFERRED CHARGES</b>		Land Area	18.70	Sq. Miles	
SCHOOL, COUNTY, SPECIAL DISTRICT TAXES	<b>3,737,510.98</b>	Net Valuation Taxable-Municipal	<b>154,688,544</b>	<b>ASSESSED VALUATION</b>	
RESERVE FOR UNCOLLECTED TAXES	<b>309,034.00</b>	Net Valuation Taxable-County	<b>159,449,059</b>	Cash	<b>1,293,761.19</b>
EXPENDITURES TOTAL	<b>5,166,523.58</b>	State Equalized Valuation	<b>154,046,425</b>	Taxes Receivable	<b>195,005.12</b>
		State Equalization Ratio	<b>100.42</b>	Tax Title Liens	<b>13,974.30</b>
				Foreclosed Property	<b>14,000.00</b>
				Emergencies & Other Deferred Charges	<b>28,400.00</b>
				State and Federal Aid Receivable	<b>1,106.20</b>
				Other Receivables	<b>14,770.71</b>
				Total	<b>1,561,017.52</b>
				<b>LIABILITIES, RESERVES, AND SURPLUS</b>	
				Cash Liabilities	<b>310,489.95</b>
				Reserves for Receivables	<b>235,725.23</b>
				Surplus	<b>1,014,802.34</b>
				Total	<b>1,561,017.52</b>

\*Includes County Health Service Taxes or County Open Space Tax. See Table 13.

Population 1990 **3,078**  
 Population 1994 **3,134**  
 S & P Rating  
 Moody Rating **BAA**

General Tax Rate Per \$100 **2.75**  
 State Equalized Tax Rate **2.71**

**LAKEHURST BOROUGH - OCEAN COUNTY**  
 Form of Government:  
**Borough Council**  
 Number of Members on Governing Body - 6

PER CAPITA:  
 Grosse Debt **569.05** PER CENT:  
 Net Debt **569.05** Gross Debt **2.29**  
 Debt Service **29.00** Net Debt **2.29**  
 Total Tax Levy **688.95** Tax Levy Collected **88.43**  
 Municipal Expenditures **599.02** Tax Levy Cancelled, Abated or Adjusted **1.49**

EXPENDITURES-CURRENT YEAR		REVENUES REALIZED-CURRENT YEAR			PROPERTY TAXES-CURRENT YEAR	
<b>GENERAL GOVERNMENT</b>		<b>Property Taxes Collected</b>			<b>STATE EQUALIZED TAX RATE</b>	
Governing Body & Public Boards		<b>1,909,704.56</b>			<b>1.13</b>	
Municipal Clerk		<b>Payments in Lieu of Taxes</b>			<b>Local District School Taxes</b>	
Financial Administration	<b>16,000.00</b>	<b>199,800.38</b>			<b>Regional &amp; Consolidated School Tax</b>	
Assessment of Taxes	<b>8,000.00</b>	<b>Delinquent Tax &amp; Lien Collections</b>			<b>School Taxes in Municipal Budget</b>	
Collection of Taxes	<b>24,700.00</b>	<b>9,725.20</b>			<b>County Taxes</b>	
Planning, Housing & Development	<b>3,000.00</b>	<b>Business Personality Replacement Taxes</b>			<b>County Library Taxes</b>	
Human Resources	<b>64,110.19</b>	<b>136,028.20</b>			<b>Local Municipal Purpose Taxes</b>	
Elections		<b>Texes from Public Utilities</b>			<b>Veteran &amp; Senior Citizen Taxes</b>	
General Administration (other)	<b>268,950.00</b>	<b>Other Miscellaneous Tax Revenues</b>			<b>Total Taxes for Rate Computation</b>	
<b>JUDICIARY</b>		<b>State Aid Revenues</b>			<b>2.71</b>	
Municipal Courts	<b>72,000.00</b>	<b>267,095.97</b>			<b>Special District Taxes</b>	
<b>PUBLIC SAFETY</b>		<b>Federal Aid Revenues</b>			<b>Bank Corp. Taxes</b>	
Fire Protection	<b>23,923.60</b>	<b>Sale of Acquired Property</b>			<b>Added and Omitted Taxes</b>	
Police Protection	<b>466,210.01</b>	<b>Other Miscellaneous Revenues</b>			<b>Total Taxes Levied - ABSTRACT</b>	
Civil Defense & Disaster Control	<b>1,500.00</b>	<b>197,573.99</b>			<b>Total Taxes Billed</b>	
Environmental Inspection & Control		<b>Total</b>			<b>TAXES COLLECTED</b>	
Other Public Safety		<b>2,719,928.30</b>			<b>1,909,704.56</b>	
<b>PUBLIC WORKS</b>		<b>Prior Years Surplus Appropriated</b>			<b>Texes Cancelled, Abated or Adjusted</b>	
Streets and Drainage	<b>78,477.69</b>	<b>261,907.00</b>			<b>Transfer to Tax Title Liens or Foreclosed</b>	
Sewers and Sewage Processing	<b>11,800.00</b>	<b>REVENUES TOTAL</b>			<b>32,144.82</b>	
Garbage and Trash Disposal	<b>156,500.00</b>	<b>287,709.79</b>			<b>25,628.30</b>	
Public Buildings and Grounds	<b>27,700.00</b>	<b>Reserve For Uncollected Taxes</b>			<b>Ending Balance</b>	
Other Public Works	<b>20,300.00</b>	<b>277,899.02</b>			<b>192,160.36</b>	
<b>HEALTH and WELFARE</b>		<b>CAPITAL OUTLAY TOTAL</b>			<b>PRIOR YEARS TAXES OUTSTANDING</b>	
Health Services Except Environmental	<b>3,200.00</b>	<b>Public Enterprises</b>			<b>Beginning Balance</b>	
Welfare-Public Assistance	<b>4,950.00</b>	<b>61,805.40</b>			<b>Collected</b>	
Hospital, Clinics, First Aid		<b>Recreation-Culture</b>			<b>Cancelled, Abated or Adjusted</b>	
Animal, Insect, & Rodent Control	<b>500.00</b>	<b>Public Works</b>			<b>Transfers to Tax Title Liens or Foreclosed</b>	
Other Welfare Services		<b>Buildings and Grounds</b>			<b>Ending Balance</b>	
<b>RECREATION and CONSERVATION</b>		<b>Library and Education</b>			<b>TAX TITLE LIENS OUTSTANDING</b>	
Beaches and Boardwalks		<b>Conservation</b>			<b>Beginning Balance</b>	
Perks, Playgrounds, Shade Trees		<b>All Other</b>			<b>Transfer From Taxes</b>	
Land Reclamation & Conservation		<b>CAPITAL DEBT AUTHORIZED, ENDING BALANCE</b>			<b>Redeemed</b>	
Other Recreational Services	<b>7,100.00</b>	<b>ISSUED AND UNISSUED</b>			<b>Cancelled, Abated or Adjusted</b>	
<b>EDUCATION (excluding schools)</b>		<b>School</b>			<b>Transfers to Foreclosed Property</b>	
Libraries		<b>Self-Liquidating</b>			<b>Ending Balance</b>	
Other Educational Services	<b>785.00</b>	<b>Other</b>			<b>PROPERTY ACQUIRED BY DEED OR FORECLOSURE</b>	
<b>STATUTORY EXPENDITURES</b>		<b>Total</b>			<b>Beginning Balance</b>	
Pensions & F. I. C. A.	<b>94,630.00</b>	<b>1,783,402</b>			<b>Transfers From Taxes or Liens</b>	
Employee Fringe Benefits	<b>115,014.00</b>	<b>ISSUED AND OUTSTANDING</b>			<b>Sale for Cash</b>	
Other Statutory Expenditures	<b>10,700.00</b>	<b>School</b>			<b>Cancelled, Abated or Adjusted</b>	
<b>MUNICIPAL FUNCTIONS</b>		<b>Self-Liquidating</b>			<b>Ending Balance</b>	
<b>CAPITAL IMPROVEMENTS</b>	<b>*MEMO*</b>	<b>Other</b>			<b>62,541.66</b>	
<b>DEBT SERVICE</b>		<b>Total</b>			<b>CURRENT FINANCES ENDING BALANCE</b>	
Principal Payments	<b>72,450.00</b>	<b>78,002,084</b>			<b>ASSETS</b>	
Interest Payments	<b>18,445.63</b>	<b>REAL PROPERTY VALUATIONS</b>			<b>Cash</b>	
<b>DEFERRED CHARGES</b>		<b>Code Class # of Parcels % VAL'N</b>			<b>Taxes Receivable</b>	
SCHOOL, COUNTY, SPECIAL DISTRICT TAXES	<b>18,667.83</b>	<b>ASSESSED VALUATION</b>			<b>Tax Title Liens</b>	
RESERVE FOR UNCOLLECTED TAXES	<b>1,289,367.49</b>	<b>1 Vacant Land 65 2.62</b>			<b>Foreclosed Property</b>	
EXPENDITURES TOTAL	<b>3,166,691.23</b>	<b>2 Residential 670 72.05</b>			<b>Emergencies &amp; Other Deferred Charges</b>	
		<b>3 Farm</b>			<b>State and Federal Aid Receivable</b>	
		<b>4a Commercial 56 24.81</b>			<b>Other Receivables</b>	
		<b>4b Industrial</b>			<b>Total</b>	
		<b>4c Apartments 3 .52</b>			<b>LIABILITIES, RESERVES, AND SURPLUS</b>	
		<b>Total 794</b>			<b>Cash Liabilities</b>	
		<b>Land Area .95 Sq. Miles</b>			<b>Reserves for Receivables</b>	
		<b>Net Valuation Taxable-Municipal</b>			<b>Surplus</b>	
		<b>Net Valuation Taxable-County</b>			<b>Total</b>	
		<b>State Equalized Valuation</b>			<b>1,060,709.31</b>	
		<b>State Equalization Ratio</b>			<b>98.68</b>	

1514

Population 1990 **45,048**  
 Population 1994 **47,468**  
 S & P Rating  
 Moody Rating **AAA**

General Tax Rate Per \$100. **2.61**  
 State Equalized Tax Rate **2.52**

**LAKWOOD TOWNSHIP - OCEAN COUNTY**

Form of Government:  
**Township Committee**

Number of Members on Governing Body - 5

PER CAPITA:  
 Gross Debt **766.18** PER CENT:  
 Net Debt **539.88** Gross Debt **1.91**  
 Debt Service **45.69** Net Debt **1.35**  
 Total Tax Levy **1,082.91** Tax Levy Collected **94.54**  
 Municipal Expenditures **657.66** Tax Levy Cancelled, Abated or Adjusted **.33**

EXPENDITURES-CURRENT YEAR		REVENUES REALIZED-CURRENT YEAR		PROPERTY TAXES-CURRENT YEAR		
<b>GENERAL GOVERNMENT</b>				<b>STATE EQUALIZED TAX RATE</b>		
Governing Body & Public Boards	56,295.00	Property Taxes Collected	48,598,987.18	Local District School Taxes	1.20	
Municipal Clerk	123,201.00	Payments in Lieu of Taxes	272,379.89	Regional & Consolidated School Tax		
Financial Administration	189,484.00	Delinquent Tax & Lien Collections	2,936,658.72	School Taxes in Municipal Budget		
Assessment of Taxes	257,436.00	Business Personalty Replacement Taxes	247,479.80	County Taxes	.47 *	
Collection of Taxes	283,183.00	Taxes from Public Utilities	3,119,919.00	County Library Taxes		
Planning, Housing & Development	218,745.00	Other Miscellaneous Tax Revenues		Local Municipal Purpose Taxes	.86	
Human Resources	916,555.00	State Aid Revenues	4,466,407.95	Veteran & Senior Citizen Taxes		
Elections		Federal Aid Revenues		Total Taxes for Rate Computation	2.53	
General Administration (other)	2,843,895.35			Special District Taxes		
<b>JUDICIARY</b>		Sale of Acquired Property		Bank Corp. Taxes		
Municipal Courts	421,587.00	Other Miscellaneous Revenues	2,058,458.96	Added and Omitted Taxes		
<b>PUBLIC SAFETY</b>		Total	61,700,291.50	Total Taxes Levied - ABSTRACT		
Fire Protection		Prior Years Surplus Appropriated	2,860,000.00	Total Taxes Billed	51,406,588.06	
Police Protection	6,546,068.14	<b>REVENUES TOTAL</b>	64,560,291.50	<b>TAXES COLLECTED</b>	48,598,987.18	
Civil Defense & Disaster Control	9,570.00	Reserve For Uncollected Taxes	4,282,188.00	Taxes Cancelled, Abated or Adjusted	167,634.23	
Environmental Inspection & Control	628,877.00	<b>CAPITAL OUTLAY TOTAL</b>	2,447,711.63	Transfer to Tax Title Liens or Foreclosed	613,691.51	
Other Public Safety		Public Enterprises		Ending Balance	2,026,275.14	
<b>PUBLIC WORKS</b>		Recreation-Culture	48,871.18	<b>PRIOR YEARS TAXES OUTSTANDING</b>		
Streets and Drainage	1,755,058.00	Public Works	305,528.75	Beginning Balance	2,922,028.38	
Sewers and Sewage Processing	297,071.00	Buildings and Grounds	448,601.95	Collected	2,218,076.57	
Garbage and Trash Disposal	2,424,300.00	Library and Education	1,644,709.75	Cancelled, Abated or Adjusted	35,607.77	
Public Buildings and Grounds	321,263.00	Conservation		Transfers to Tax Title Liens or Foreclosed	111,940.69	
Other Public Works	321,177.00	All Other		Ending Balance	556,403.35	
<b>HEALTH and WELFARE</b>		<b>CAPITAL DEBT AUTHORIZED, ENDING BALANCE</b>		<b>TAX TITLE LIENS OUTSTANDING</b>		
Health Services Except Environmental	11,825.00	ISSUED AND UNISSUED		Beginning Balance	3,404,035.19	
Welfare-Public Assistance	385,551.34	School	10,742,000	Transfer From Taxes	725,632.20	
Hospital, Clinics, First Aid		Self-Liquidating		Redeemed	718,582.15	
Animal, Insect, & Rodent Control	60,085.00	Other	25,626,810	Cancelled, Abated or Adjusted	78,786.85	
Other Welfare Services		Total	36,368,810	Transfers to Foreclosed Property		
<b>RECREATION and CONSERVATION</b>		ISSUED AND OUTSTANDING		Ending Balance	3,332,298.39	
Beaches and Boardwalks		School	10,742,000.00	<b>PROPERTY ACQUIRED BY DEED OR FORECLOSURE</b>		
Parks, Playgrounds, Shade Trees	640,121.00	Self-Liquidating		Beginning Balance	9,030,060.00	
Land Reclamation & Conservation	36,800.00	Other	19,178,800.00	Transfers From Taxes or Liens		
Other Recreational Services	354,887.00	Total	29,920,800.00	Sale for Cash		
<b>EDUCATION (excluding schools)</b>		EQUALIZED VALUATION BASIS		Cancelled, Abated or Adjusted		
Libraries	849,742.00	FOR NET DEBT COMPUTATION	1,902,633.881	Ending Balance	9,030,060.00	
Other Educational Services		<b>REAL PROPERTY VALUATIONS</b>		<b>CURRENT FINANCES ENDING BALANCE</b>		
<b>STATUTORY EXPENDITURES</b>		Code	Class	# of Parcels	% VAL'N	ASSETS
Pensions & F. I. C. A.	1,486,550.00	1	Vacant Land	3641	3.91	Cash
Employee Fringe Benefits	2,683,400.00	2	Residential	13657	61.53	Taxes Receivable
Other Statutory Expenditures		3	Farm	44	.18	Tax Title Liens
<b>MUNICIPAL FUNCTIONS</b>		4e	Commercial	517	15.83	Foreclosed Property
CAPITAL IMPROVEMENTS	150,000.00	4b	Industrial	153	12.27	Emergencies & Other Deferred Charges
DEBT SERVICE		4c	Apertments	83	6.26	State and Federal Aid Receivable
Principal Payments	1,205,000.00	Total	18095			Other Receivables
Interest Payments	963,714.40	Lend Area	24.40	Sq. Miles		Total
<b>DEFERRED CHARGES</b>		Net Valuation Taxable-Municipal				LIABILITIES, RESERVES, AND SURPLUS
SCHOOL, COUNTY, SPECIAL DISTRICT TAXES	33,597,156.61	Net Valuation Taxable-County				Cash Liabilities
RESERVE FOR UNCOLLECTED TAXES	4,282,188.00	State Equalized Valuation				Reserves for Receivables
EXPENDITURES TOTAL	64,815,175.84	State Equalization Ratio				Surplus

\*Includes County Health Service Taxes or County Open Space Tax. See Table 13.

Population 1990 **3,927**  
 Population 1994 **4,108**  
 S & P Rating  
 Moody Rating

General Tax Rate Per \$100. **2.10**  
 State Equalized Tax Rate **1.97**

**LAMBERTVILLE CITY - HUNTERDON CO.**  
 Form of Government:  
**Small Municipality Plan C (OMCL 50)**  
 Number of Members on Governing Body - 5

PER CAPITA:  
 Gross Debt **445.36** PER CENT:  
 Net Debt **205.43** Gross Debt **.67**  
 Debt Service **12.10** Net Debt **.31**  
 Total Tax Levy **1,396.04** Tax Levy Collected **95.22**  
 Municipal Expenditures **696.43** Tax Levy Cancelled, Abated or Adjusted **.55**

EXPENDITURES-CURRENT YEAR		REVENUES REALIZED-CURRENT YEAR		PROPERTY TAXES-CURRENT YEAR		
<b>GENERAL GOVERNMENT</b>		<b>REVENUES REALIZED-CURRENT YEAR</b>		<b>STATE EQUALIZED TAX RATE</b>		
Governing Body & Public Boards		Property Taxes Collected	5,484,462.44	Local District School Taxes	.83	
Municipal Clerk		Payments in Lieu of Taxes	32,903.15	Regional & Consolidated School Tax	.69	
Financial Administration	62,811.04	Delinquent Tax & Lien Collections	304,838.07	School Taxes in Municipal Budget		
Assessment of Taxes	24,230.83	Business Personality Replacement Taxes	76,855.68	County Taxes	.31 *	
Collection of Taxes	39,833.07	Taxes from Public Utilities	196,765.00	County Library Taxes		
Planning, Housing & Development	218,645.02	Other Miscellaneous Tax Revenues		Local Municipal Purpose Taxes	.33	
Human Resources	84,302.98	State Aid Revenues	631,438.88	Veteran & Senior Citizen Taxes		
Elections		Federal Aid Revenues		Total Taxes for Rate Computation	1.96	
General Administration (other)	267,765.86			Special District Taxes		
<b>JUDICIARY</b>		Sale of Acquired Property		Bank Corp. Taxes		
Municipal Courts	52,320.00	Other Miscellaneous Revenues	442,278.50	Added and Omitted Taxes		
<b>PUBLIC SAFETY</b>				Total Taxes Levied - ABSTRACT	5,734,944.66	
Fire Protection	27,904.70			Total Taxes Billed	5,759,879.37	
Police Protection	574,245.06	Prior Years Surplus Appropriated	407,000.00	<b>TAXES COLLECTED</b>	5,484,462.44	
Civil Defense & Disaster Control	1,000.00	<b>REVENUES TOTAL</b>	7,576,541.72	Taxes Cancelled, Abated or Adjusted	31,467.15	
Environmental Inspection & Control	47,185.15	Reserve For Uncollected Taxes	470,000.00	Transfer to Tax Title Liens or Foreclosed	2,651.91	
Other Public Safety				Ending Balance	241,297.87	
<b>PUBLIC WORKS</b>		<b>CAPITAL OUTLAY TOTAL</b>	395,207.77	<b>PRIOR YEARS TAXES OUTSTANDING</b>		
Streets and Drainage	173,807.42			Beginning Balance	320,401.79	
Sewers and Sewage Processing		Public Enterprises		Collected	280,757.22	
Garbage and Trash Disposal	371,279.40	Recreation-Culture		Cancelled, Abated or Adjusted	289.36	
Public Buildings and Grounds	17,686.67	Public Works	376,838.87	Transfers to Tax Title Liens or Foreclosed	11,752.10	
Other Public Works		Buildings and Grounds	18,368.90	Ending Balance	27,603.11	
<b>HEALTH and WELFARE</b>		Library and Education		<b>TAX TITLE LIENS OUTSTANDING</b>		
Health Services Except Environmental		Conservation		Beginning Balance	58,889.71	
Welfare-Public Assistance	7,120.00	All Other		Transfer From Taxes	16,154.48	
Hospital, Clinics, First Aid				Redeemed	24,080.85	
Animal, Insect, & Rodent Control	3,230.00	<b>CAPITAL DEBT AUTHORIZED, ENDING BALANCE</b>		Cancelled, Abated or Adjusted	12,000.00	
Other Welfare Services		<b>ISSUED AND UNISSUED</b>		Transfers to Foreclosed Property		
<b>RECREATION and CONSERVATION</b>		School	947,610	Ending Balance	38,963.34	
Beaches and Boardwalks		Self-Liquidating		<b>PROPERTY ACQUIRED BY DEED OR</b>		
Parks, Playgrounds, Shade Trees	4,500.00	Other	881,945	<b>FORECLOSURE</b>		
Land Reclamation & Conservation	1,664.57	Total	1,829,556	Beginning Balance		
Other Recreational Services	1,329.25	<b>ISSUED AND OUTSTANDING</b>		Transfers From Taxes or Liens		
<b>EDUCATION (excluding schools)</b>		School	947,610.18	Sale for Cash		
Libraries	67,548.00	Self-Liquidating		Cancelled, Abated or Adjusted		
Other Educational Services		Other	775,000.00	Ending Balance		
<b>STATUTORY EXPENDITURES</b>		Total	1,722,610.18	<b>CURRENT FINANCES ENDING BALANCE</b>		
Pensions & F. I. C. A.	103,110.01	<b>EQUALIZED VALUATION BASIS</b>		<b>ASSETS</b>		
Employee Fringe Benefits	141,935.35	<b>FOR NET DEBT COMPUTATION</b>	271,220,568	Cash	864,489.96	
Other Statutory Expenditures		<b>REAL PROPERTY VALUATIONS</b>		Taxes Receivable	268,900.98	
<b>MUNICIPAL FUNCTIONS</b>		Code	Class	# of Parcels	% VAL'N	Assessed Valuation
<b>CAPITAL IMPROVEMENTS</b>	<b>TOTAL</b>	1	Vacant Land	325	1.75	4,532,198.00
<b>DEBT SERVICE</b>	<b>*MEMO*</b>	2	Residential	1406	74.04	191,847,800.00
Principal Payments	38,000.00	3	Farm	15	.39	1,023,982.00
Interest Payments	11,692.43	4a	Commercial	177	18.19	47,126,000.00
		4b	Industrial	11	2.17	5,611,500.00
		4c	Apartments	29	3.47	8,982,500.00
		Total		1963		259,121,980.00
<b>DEFERRED CHARGES</b>	<b>47,772.68</b>	Land Area	1.10	Sq. Miles		
<b>SCHOOL, COUNTY, SPECIAL DISTRICT TAXES</b>	<b>4,778,806.88</b>	Net Valuation Taxable-Municipal				261,796,414
<b>RESERVE FOR UNCOLLECTED TAXES</b>	<b>470,000.00</b>	Net Valuation Taxable-County				272,306,589
<b>EXPENDITURES</b>	<b>TOTAL</b>	State Equalized Valuation				279,100,698
	<b>7,639,726.37</b>	State Equalization Ratio				93.74

\*Includes County Health Service Taxes or County Open Space Tax. See Table 13.

0420

Population 1990 2,341  
 Population 1994 2,341  
 S & P Rating  
 Moody Rating 8AA1

General Tax Rate Per \$100. 3.19  
 State Equalized Tax Rate 3.26

LAUREL SPRINGS BORO. - CAMDEN CO.

Form of Government:  
 Borough Council

Number of Members on Governing Body - 6

PER CAPITA:  
 Gross Debt 502.37  
 Net Debt 502.37  
 Debt Service 35.75  
 Total Tax Levy 1,230.83  
 Municipal Expenditures 578.72

PER CENT:  
 Gross Debt 1.54  
 Net Debt 1.54  
 Tax Levy Collected 95.48  
 Tax Levy Cancelled, Abated or Adjusted

EXPENDITURES-CURRENT YEAR		REVENUES REALIZED-CURRENT YEAR			PROPERTY TAXES-CURRENT YEAR	
<b>GENERAL GOVERNMENT</b>		<b>Property Taxes Collected</b> 2,752,613.03			<b>STATE EQUALIZED TAX RATE</b> 1.34	
Governing Body & Public Boards		Payments In Lieu of Taxes		Local District School Taxes	1,367,601.00	
Municipal Clerk		Delinquent Tax & Lien Collections	77,061.03	Regional & Consolidated School Tax		
Financial Administration	53,791.00	Business Personalty Replacement Taxes	10,870.84	School Taxes In Municipal Budget		
Assessment of Taxes	5,472.00	Taxes from Public Utilities	144,735.00	County Taxes	.85 *	
Collection of Taxes	24,766.00	Other Miscellaneous Tax Revenues		County Library Taxes	.03	
Planning, Housing & Development	8,834.00	State Aid Revenues	273,402.42	Local Municipal Purpose Taxes	.82	
Human Resources	69,000.00	Federal Aid Revenues		Veteran & Senior Citizen Taxes		
Elections				Total Taxes for Rate Computation	3.24	
General Administration (other)	256,546.00			Special District Taxes		
<b>JUDICIARY</b>				Bank Corp. Taxes		
Municipal Courts	41,831.00			Added and Omitted Taxes	1,040.22	
<b>PUBLIC SAFETY</b>				Total Taxes Levied - ABSTRACT	2,881,373.63	
Fire Protection	35,907.64			Total Taxes Billed	2,882,952.71	
Police Protection	238,926.05			<b>TAXES COLLECTED</b>	2,752,613.03	
Civil Defense & Disaster Control	2,550.00			Taxes Cancelled, Abated or Adjusted		
Environmental Inspection & Control	16,949.00			Transfer to Tax Title Liens or Foreclosed	1,911.95	
Other Public Safety				Ending Balance	128,427.73	
<b>PUBLIC WORKS</b>				<b>PRIOR YEARS TAXES OUTSTANDING</b>		
Streets and Drainage	93,808.93			Beginning Balance	75,796.79	
Sewers and Sewage Processing	1,415.00			Collected	71,069.48	
Garbage and Trash Disposal	173,950.00			Cancelled, Abated or Adjusted	250.00	
Public Buildings and Grounds	14,000.00			Transfers to Tax Title Liens or Foreclosed		
Other Public Works	13,460.00			Ending Balance	4,477.31	
<b>HEALTH and WELFARE</b>				<b>TAX TITLE LIENS OUTSTANDING</b>		
Health Services Except Environmental	4,417.00			Beginning Balance	7,197.38	
Welfare-Public Assistance	1,298.00			Transfer From Taxes	1,911.95	
Hospital, Clinics, First Aid				Redeemed	5,991.55	
Animal, Insect, & Rodent Control	550.00			Cancelled, Abated or Adjusted	86.63	
Other Welfare Services				Transfers to Foreclosed Property		
<b>RECREATION and CONSERVATION</b>				Ending Balance	3,031.15	
Beeches and Boardwalks				<b>PROPERTY ACQUIRED BY DEED OR FORECLOSURE</b>		
Perks, Playgrounds, Shade Trees	3,600.00			Beginning Balance	551.00	
Land Reclamation & Conservation	1,409.92			Transfers From Taxes or Liens		
Other Recreational Services	3,634.00			Sale for Cash		
<b>EDUCATION (excluding schools)</b>				Cancelled, Abated or Adjusted		
Libraries				Ending Balance	551.00	
Other Educational Services				<b>CURRENT FINANCES ENDING BALANCE</b>		
<b>STATUTORY EXPENDITURES</b>				<b>ASSETS</b>		
Pensions & F. I. C. A.	54,465.53			Cash	480,829.92	
Employee Fringe Benefits				Taxes Receivable	132,905.04	
Other Statutory Expenditures				Tax Title Liens	3,031.15	
<b>MUNICIPAL FUNCTIONS</b>				Foreclosed Property	551.00	
CAPITAL IMPROVEMENTS	11,500.00			Emergencies & Other Deferred Charges		
DEBT SERVICE				State and Federal Aid Receivable		
Principal Payments	29,000.00			Other Receivables	5,305.73	
Interest Payments	54,683.65			Total	622,622.84	
<b>DEFERRED CHARGES</b>				<b>LIABILITIES, RESERVES, AND SURPLUS</b>		
SCHOOL, COUNTY, SPECIAL DISTRICT TAXES	2,149,833.41			Cash Liabilities	114,814.95	
RESERVE FOR UNCOLLECTED TAXES	144,793.91			Reserves for Receivables	141,792.92	
EXPENDITURES	3,504,613.65			Surplus	366,014.97	
				Total	622,622.84	

Population 1990 2,299  
 Population 1994 2,348  
 S & P Rating  
 Moody Rating

General Tax Rate Per \$100 1.26  
 State Equalized Tax Rate 1.24

LAVALLETT BOROUG - OCEAN COUNTY

Form of Government:  
 Borough Council

Number of Members on Governing Body - 6

PER CAPITA:

Gross Debt 2,828.22  
 Net Debt 1,414.15  
 Debt Service 189.48  
 Total Tax Levy 3,155.03  
 Municipal Expenditures 1,714.57

PER CENT:

Gross Debt 1.09  
 Net Debt .54  
 Tax Levy Collected 97.71  
 Tax Levy Cancelled, Abated or Adjusted .07

EXPENDITURES-CURRENT YEAR		REVENUES REALIZED-CURRENT YEAR		PROPERTY TAXES-CURRENT YEAR	
<b>GENERAL GOVERNMENT</b>		<b>REVENUES REALIZED-CURRENT YEAR</b>		<b>STATE EQUALIZED TAX RATE</b>	
Governing Body & Public Boards		Property Taxes Collected	7,243,596.36	Local District School Taxes	.36 2,170,986.00
Municipal Clerk		Payments in Lieu of Taxes		Regional & Consolidated School Tax	
Financial Administration	82,645.00	Delinquent Tax & Lien Collections	165,346.63	School Taxes in Municipal Budget	
Assessment of Taxes	11,160.00	Business Personality Replacement Taxes	1,445.56	County Taxes	.48 * 2,857,604.30
Collection of Taxes	29,500.00	Taxes from Public Utilities	156,595.00	County Library Taxes	.04 246,008.90
Planning, Housing & Development	33,000.00	Other Miscellaneous Tax Revenues		Local Municipal Purpose Taxes	.36 2,122,720.16
Human Resources	95,119.34	State Aid Revenues	126,668.41	Veteran & Senior Citizen Taxes	
Elections	591.93	Federal Aid Revenues		Total Taxes for Rete Completion	1.24 7,437,819.36
General Administration (other)	379,748.18			Special District Taxes	
<b>JUDICIARY</b>		Sale of Acquired Property		Bank Corp. Taxes	
Municipal Courts	151,155.60	Other Miscellaneous Revenues	1,101,087.28	Added and Omitted Taxes	
<b>PUBLIC SAFETY</b>				Total Taxes Levied - ABSTRACT	10,685.38
Fire Protection	68,891.50	Prior Years Surplus Appropriated	480,000.00	Total Taxes Billed	7,413,519.62
Police Protection	884,700.36	<b>REVENUES TOTAL</b>	<b>9,274,739.24</b>	<b>TAXES COLLECTED</b>	<b>7,243,596.36</b>
Civil Defense & Disaster Control	6,098.22	Reserve For Uncollected Taxes	215,429.45	Taxes Cancelled, Abated or Adjusted	4,991.56
Environmental Inspection & Control		<b>CAPITAL OUTLAY TOTAL</b>	<b>492,440.24</b>	Transfer to Tax Title Liens or Foreclosed	
Other Public Safety				Ending Balance	164,931.70
<b>PUBLIC WORKS</b>		Public Enterprises	62,902.06	<b>PRIOR YEARS TAXES OUTSTANDING</b>	
Streets and Drainage	54,993.05	Recreation-Culture	9,245.70	Beginning Balance	210,008.55
Sewers and Sewage Processing	12,500.00	Public Works	182,397.34	Collected	165,346.63
Garbage and Trash Disposal	190,698.66	Buildings and Grounds	237,895.14	Cancelled, Abated or Adjusted	598.70
Public Buildings and Grounds	51,136.00	Library and Education		Transfers to Tax Title Liens or Foreclosed	
Other Public Works	562,646.95	Conservation		Ending Balance	44,063.22
<b>HEALTH and WELFARE</b>		All Other		<b>TAX TITLE LIENS OUTSTANDING</b>	
Health Services Except Environmental	1,200.00			Beginning Balance	
Welfare-Public Assistance	2,320.00	<b>CAPITAL DEBT AUTHORIZED, ENDING BALANCE</b>		Transfer From Taxes	
Hospital, Clinics, First Aid		<b>ISSUED AND UNISSUED</b>		Redeemed	
Animal, Insect, & Rodent Control	6,500.00	School	400,000	Cancelled, Abated or Adjusted	
Other Welfare Services		Self-Liquidating	4,630,942	Transfers to Foreclosed Property	
<b>RECREATION and CONSERVATION</b>		Other	1,609,728	Ending Balance	
Beaches and Boardwalks	268,000.00	Total	6,640,670	PROPERTY ACQUIRED BY DEED OR	
Perks, Playgrounds, Shade Trees	4,421.96			FORECLOSURE	
Land Reclamation & Conservation	1,090.81	<b>ISSUED AND OUTSTANDING</b>		Beginning Balance	
Other Recreational Services	36,232.00	School	400,000.00	Transfers From Taxes or Liens	
<b>EDUCATION (excluding schools)</b>		Self-Liquidating	1,951,942.25	Sale for Cash	
Libraries		Other	1,447,746.00	Cancelled, Abated or Adjusted	
Other Educational Services		Total	3,799,688.25	Ending Balance	
<b>STATUTORY EXPENDITURES</b>		<b>EQUALIZED VALUATION BASIS</b>		<b>CURRENT FINANCES ENDING BALANCE</b>	
Pensions & F. I. C. A.	161,407.35	<b>FOR NET DEBT COMPUTATION</b>	<b>611,293,524</b>	<b>ASSETS</b>	
Employee Fringe Benefits	258,000.00	<b>REAL PROPERTY VALUATIONS</b>		Cash	1,074,687.51
Other Statutory Expenditures		<u>Code</u> <u>Class</u> <u># of Parcels</u> <u>% VAL'N</u>	<u>ASSESSED VALUATION</u>	Taxes Receivable	208,994.92
<b>MUNICIPAL FUNCTIONS</b>	<b>TOTAL</b>	1 Vacant Land 101 2.67	15,521,200.00	Tax Title Liens	
<b>CAPITAL IMPROVEMENTS</b>	<b>*MEMO*</b>	2 Residential 2448 93.50	543,657,100.00	Foreclosed Property	
<b>DEBT SERVICE</b>		3 Farm		Emergencies & Other Deferred Charges	30,000.00
Principal Payments	394,383.93	4a Commercial 62 3.37	19,581,900.00	State and Federal Aid Receivable	423.21
Interest Payments	50,511.60	4b Industrial		Other Receivables	10,222.68
<b>DEFERRED CHARGES</b>		4c Apartments 7 .46	2,701,500.00	Total	1,324,328.32
SCHOOL, COUNTY, SPECIAL DISTRICT TAXES	5,274,599.20	Total 2618	581,461,700.00	<b>LIABILITIES, RESERVES, AND SURPLUS</b>	
RESERVE FOR UNCOLLECTED TAXES	215,429.45	Land Area .65 Sq. Miles		Cash Liabilities	707,291.25
<b>EXPENDITURES</b>	<b>TOTAL</b>	Net Valuation Taxable-Municipal	586,130,869	Reserves for Receivables	219,217.60
	9,300,417.98	Net Valuation Taxable-County	616,966,243	Surplus	397,819.47
		State Equalized Valuation	595,645,589	Total	1,324,328.32
		State Equalization Ratio	98.39		

\*Includes County Health Service Taxes or County Open Specie Tax. See Table 13.

0421

Population 1990 2,841  
 Population 1994 2,884  
 S & P Rating  
 Moody Rating

General Tax Rate Per \$100.

7.57

State Equalized Tax Rate

3.12

## LAWNSIDE BOROUGH - CAMDEN COUNTY

Form of Government:

Borough Council

Number of Members on Governing Body - 6

PER CAPITA:

Gross Debt 632.01

Net Debt 75.73

Debt Service 4.61

Total Tax Levy 1,176.21

Municipal Expenditures 904.67

PER CENT:

Gross Debt 1.68

Net Debt .20

Tax Levy Collected 90.29

Tax Levy Cancelled, Abated

or Adjusted

EXPENDITURES-CURRENT YEAR		REVENUES REALIZED-CURRENT YEAR		PROPERTY TAXES-CURRENT YEAR	
<b>GENERAL GOVERNMENT</b>		<b>REVENUES REALIZED-CURRENT YEAR</b>		<b>STATE EQUALIZED TAX RATE</b> 3.12	
Governing Body & Public Boards		Property Taxes Collected	3,003,349.40	Local District School Taxes	1.86 1,798,347.89
Municipal Clerk		Payments in Lieu of Taxes		Regional & Consolidated School Tax	
Financial Administration	35,117.00	Delinquent Tax & Lien Collections	315,555.05	School Taxes in Municipal Budget	
Assessment of Taxes	10,832.00	Business Personalty Replacement Taxes	43,644.40	County Taxes	.87 * 939,602.69
Collection of Taxes	77,039.00	Taxes from Public Utilities	482,527.00	County Library Taxes	.03 36,809.80
Planning, Housing & Development	18,327.00	Other Miscellaneous Tax Revenues		Local Municipal Purpose Taxes	.56 606,000.00
Human Resources	30,626.00	State Aid Revenues	533,354.73	Veteran & Senior Citizen Taxes	
Elections	5,330.00	Federal Aid Revenues		Total Taxes for Rate Computation	3.12 3,413,910.37
General Administration (other)	687,148.00			Special District Taxes	
<b>JUDICIARY</b>		Sale of Acquired Property	23,090.00	Bank Corp. Taxes	
Municipal Courts	66,387.00	Other Miscellaneous Revenues	210,541.13	Added and Omitted Taxes	11,420.93
<b>PUBLIC SAFETY</b>		Total	4,612,061.71	Total Taxes Levied - ABSTRACT	3,392,181.30
Fire Protection	46,735.50	Prior Years Surplus Appropriated	630,000.00	Total Taxes Billed	3,326,201.75
Police Protection	363,892.00	REVENUES TOTAL	5,242,061.71	<b>TAXES COLLECTED</b>	3,003,349.40
Civil Defense & Disaster Control	150.00	Reserve For Uncollected Taxes	392,333.51	Taxes Cancelled, Abated or Adjusted	113.29
Environmental Inspection & Control	28,619.00			Transfer to Tax Title Liens or Foreclosed	62,353.51
Other Public Safety				Ending Balance	260,385.55
<b>PUBLIC WORKS</b>		<b>CAPITAL OUTLAY TOTAL</b>		<b>PRIOR YEARS TAXES OUTSTANDING</b>	
Streets and Drainage	158,416.99	Public Enterprises		Beginning Balance	322,603.62
Sewers and Sewage Processing	20,336.00	Recreation-Culture		Collected	306,585.69
Garbage and Trash Disposal	185,000.00	Public Works		Cancelled, Abated or Adjusted	2,285.06
Public Buildings and Grounds	157,300.00	Buildings and Grounds		Transfers to Tax Title Liens or Foreclosed	11,089.89
Other Public Works	107,400.00	Library and Education		Ending Balance	2,643.00
<b>HEALTH and WELFARE</b>		Conservation		<b>TAX TITLE LIENS OUTSTANDING</b>	
Health Services Except Environmental	6,114.00	All Other		Beginning Balance	265,079.96
Welfare-Public Assistance	5,368.00			Transfer From Taxes	69,403.82
Hospital, Clinics, First Aid		<b>CAPITAL DEBT AUTHORIZED, ENDING BALANCE</b>		Redeemed	33,968.90
Animal, Insect, & Rodent Control	5,000.00	ISSUED AND UNISSUED		Cancelled, Abated or Adjusted	
Other Welfare Services		School	1,421,000	Transfers to Foreclosed Property	
<b>RECREATION and CONSERVATION</b>		Self-Liquidating	225,000	Ending Balance	300,514.89
Beaches and Boardwalks		Other	176,724	<b>PROPERTY ACQUIRED BY DEED OR</b>	
Parks, Playgrounds, Shade Trees	49,600.00	Total	1,822,724	<b>FORECLOSURE</b>	
Land Reclamation & Conservation		ISSUED AND OUTSTANDING		Beginning Balance	514,350.00
Other Recreational Services	25,700.00	School	1,141,829.60	Transfers From Taxes or Liens	4,039.57
<b>EDUCATION (excluding schools)</b>		Self-Liquidating	225,000.00	Sale for Cash	
Libraries		Other	38,800.00	Cancelled, Abated or Adjusted	
Other Educational Services		Total	1,405,629.60	Ending Balance	518,389.57
<b>STATUTORY EXPENDITURES</b>		<b>EQUALIZED VALUATION BASIS</b>		<b>CURRENT FINANCES ENDING BALANCE</b>	
Pensions & F. I. C. A.	62,270.00	FOR NET DEBT COMPUTATION	108,622,846	<b>ASSETS</b>	
Employee Fringe Benefits		<b>REAL PROPERTY VALUATIONS</b>		Cash	1,578,430.65
Other Statutory Expenditures	750.00	Code Class # of Parcels % VAL'N		Taxes Receivable	273,633.84
<b>MUNICIPAL FUNCTIONS TOTAL</b>	2,153,457.49	1 Vacant Land 348 2.58		Tax Title Liens	252,913.43
<b>CAPITAL IMPROVEMENTS *MEMO*</b>	55,000.00	2 Residential 919 59.48		Foreclosed Property	604,868.17
<b>DEBT SERVICE</b>		3 Fern		Emergencies & Other Delerred Charges	2,185.68
Principal Payments	10,000.00	4a Commercial 49 23.11	10,299,833.00	State and Federal Aid Receivable	240,033.83
Interest Payments	3,285.00	4b Industrial 2 11.74	5,230,000.00	Other Receivables	69,875.14
<b>DEFERRED CHARGES</b>	50,000.00	4c Apartments 6 3.09	1,375,800.00	Total	3,021,940.74
<b>SCHOOL, COUNTY, SPECIAL DISTRICT TAXES</b>	2,774,760.37	Total 1324	44,561,508.00	<b>LIABILITIES, RESERVES, AND SURPLUS</b>	
<b>RESERVE FOR UNCOLLECTED TAXES</b>	392,333.51	Land Area 1.43 Sq. Miles		Cash Liabilities	1,158,158.79
<b>EXPENDITURES TOTAL</b>	5,383,836.37	Net Valuation Taxable-Municipal	44,698,677	Reserves for Receivables	1,201,290.59
		Net Valuation Taxable-County	110,095,101	Surplus	662,491.37
		State Equalized Valuation	108,138,885	Total	3,021,940.74
		State Equalization Ratio	61.26		

\*Includes County Health Service Taxes or County Open Space Tax. See Table 13.

0638

Population 1990 2,433  
 Population 1994 2,602  
 S & P Rating  
 Moody Rating

General Tax Rate Per \$100. 2.55  
 State Equalized Tax Rate 2.67

LAWRENCE TOWNSHIP - CUMBERLAND CO.

Form of Government:  
 Township Committee  
 Number of Members on Governing Body - 3

PER CAPITA:  
 Gross Debt 27.13  
 Net Debt 27.13  
 Debt Service 2.45  
 Total Tax Levy 892.39  
 Municipal Expenditures 575.04

PER CENT:  
 Gross Debt .08  
 Net Debt .08  
 Tax Levy Collected 85.71  
 Tax Levy Cancelled, Abated or Adjusted .39

EXPENDITURES-CURRENT YEAR		REVENUES REALIZED-CURRENT YEAR		PROPERTY TAXES-CURRENT YEAR		
<b>GENERAL GOVERNMENT</b>		<b>REVENUES REALIZED-CURRENT YEAR</b>		<b>PROPERTY TAXES-CURRENT YEAR</b>		
Governing Body & Public Boards		Property Taxes Collected	1,992,515.34	STATE EQUALIZED TAX RATE	1.09	
Municipal Clerk		Payments in Lieu of Taxes	254,152.76	Local District School Taxes	927,269.00	
Financial Administration	33,049.97	Delinquent Tax & Lien Collections	29,219.28	Regional & Consolidated School Tax		
Assessment of Taxes	25,346.89	Business Personality Replacement Taxes	135,260.22	School Taxes in Municipal Budget		
Collection of Taxes	76,065.63	Other Miscellaneous Tax Revenues	282,047.27	County Taxes	1.06 *	
Planning, Housing & Development	12,071.55	State Aid Revenues		County Library Taxes		
Human Resources	17,987.00	Federal Aid Revenues		Local Municipal Purpose Taxes	.52	
Elections	1,313.50			Veteran & Senior Citizen Taxes		
General Administration (other)	269,765.67			Total Taxes for Rate Computation	2.67	
<b>JUDICIARY</b>		Sale of Acquired Property	114,089.02	Special District Taxes		
Municipal Courts	22,371.27	Other Miscellaneous Revenues	2,807,283.89	Bank Corp. Taxes		
<b>PUBLIC SAFETY</b>		Total	2,807,283.89	Added and Omitted Taxes	48,818.73	
Fire Protection	35,509.00	Prior Years Surplus Appropriated	314,199.46	Total Taxes Levied - ABSTRACT	2,321,989.68	
Police Protection	17,800.00	<b>REVENUES</b>	<b>TOTAL</b>	Total Taxes Billed	2,324,582.91	
Civil Defense & Disaster Control	4,208.00	Reserve For Uncollected Taxes	400,000.00	<b>TAXES COLLECTED</b>	<b>1,992,515.34</b>	
Environmental Inspection & Control	14,496.63	<b>CAPITAL OUTLAY</b>	<b>TOTAL</b>	Taxes Cancelled, Abated or Adjusted	9,057.03	
Other Public Safety			23,270.20	Transfer to Tax Title Liens or Foreclosed	54,393.66	
<b>PUBLIC WORKS</b>		Public Enterprises		Ending Balance	268,616.88	
Streets and Drainage	315,309.23	Recreation-Culture		<b>PRIOR YEARS TAXES OUTSTANDING</b>		
Sewers and Sewage Processing		Public Works	23,270.20	Beginning Balance	255,366.62	
Garbage and Trash Disposal	91,652.74	Buildings and Grounds		Collected	242,463.99	
Public Buildings and Grounds	71,678.02	Library and Education		Cancelled, Abated or Adjusted	6,233.05	
Other Public Works		Conservation		Transfers to Tax Title Liens or Foreclosed	4,148.79	
<b>HEALTH and WELFARE</b>		All Other		Ending Balance	2,520.80	
Health Services Except Environmental	9,648.00	<b>CAPITAL DEBT AUTHORIZED, ENDING BALANCE</b>		<b>TAX TITLE LIENS OUTSTANDING</b>		
Welfare-Public Assistance	4,076.00	ISSUED AND UNISSUED		Beginning Balance	506,096.94	
Hospital, Clinics, First Aid		School		Transfer From Taxes	54,330.87	
Animal, Insect, & Rodent Control	10,071.64	Self-Liquidating		Redeemed	11,688.77	
Other Welfare Services		Other	70,605	Cancelled, Abated or Adjusted	23,486.86	
<b>RECREATION and CONSERVATION</b>		Total	70,605	Transfers to Foreclosed Property	82,820.37	
Beaches and Boardwalks		<b>ISSUED AND OUTSTANDING</b>		Ending Balance	442,431.81	
Parks, Playgrounds, Shade Trees		School		<b>PROPERTY ACQUIRED BY DEED OR FORECLOSURE</b>		
Land Reclamation & Conservation		Self-Liquidating		Beginning Balance	1,340,946.68	
Other Recreational Services		Other	70,605.14	Transfers From Taxes or Liens	88,453.32	
<b>EDUCATION (excluding schools)</b>		Total	70,605.14	Sale for Cash	119,800.00	
Libraries	6,000.00	<b>EQUALIZED VALUATION BASIS FOR NET DEBT COMPUTATION</b>	<b>85,044,588</b>	Cancelled, Abated or Adjusted	246,700.00	
Other Educational Services		<b>REAL PROPERTY VALUATIONS</b>		Ending Balance	1,062,900.00	
<b>STATUTORY EXPENDITURES</b>		Code	Class	# of Parcels	% VALN	ASSESSED VALUATION
Pensions & F. I. C. A.	22,369.00	1	Vacant Land	3221	15.51	13,593,500.00
Employee Fringe Benefits		2	Residential	836	65.65	57,552,200.00
Other Statutory Expenditures		3	Farm	307	8.44	7,398,600.00
<b>MUNICIPAL FUNCTIONS</b>	<b>TOTAL</b>	4a	Commercial	31	3.02	2,644,600.00
CAPITAL IMPROVEMENTS	1,060,789.74	4b	Industrial	4	7.30	6,400,000.00
DEBT SERVICE	* MEMO *	4c	Apartments	1	.09	80,000.00
Principal Payments	6,380.74	Total		4400		87,668,900.00
Interest Payments		Land Area	37.35	Sq. Miles		
<b>DEFERRED CHARGES</b>	<b>29,082.12</b>	Net Valuation Taxable-Municipal				89,245,654
SCHOOL, COUNTY, SPECIAL DISTRICT TAXES	1,827,170.95	Net Valuation Taxable-County				87,975,093
RESERVE FOR UNCOLLECTED TAXES	400,000.00	State Equalized Valuation				85,262,226
EXPENDITURES	<b>TOTAL</b>	State Equalization Ratio				106.76
	3,323,423.55					

\*Includes County Health Service Taxes or County Open Space Tax. See Table 13.

Population 1990 **25,787**  
 Population 1994 **26,837**  
 S & P Rating  
 Moody Rating **AAA**

General Tax Rate Per \$100. **2.25**  
 State Equalized Tax Rate **2.25**

**LAWRENCE TWP. - MERCER CO.**  
 Form of Government:  
**Council-Manager Plan E (OMCL 50)**  
 Number of Members on Governing Body - 5

PER CAPITA:  
 Gross Debt **1,489.27** PER CENT:  
 Net Debt **1,165.88** Gross Debt **1.82**  
 Debt Service **121.10** Net Debt **1.42**  
 Total Tax Levy **1,898.15** Tax Levy Collected **96.95**  
 Municipal Expenditures **904.63** Tax Levy Cancelled, Abated or Adjusted **.42**

EXPENDITURES-CURRENT YEAR		REVENUES REALIZED-CURRENT YEAR		PROPERTY TAXES-CURRENT YEAR	
<b>GENERAL GOVERNMENT</b>				<b>STATE EQUALIZED TAX RATE</b>	
Governing Body & Public Boards	52,623.44	Property Taxes Collected	49,536,645.26	Local District School Taxes	1.20 27,178,497.50
Municipal Clerk	113,950.34	Payments in Lieu of Taxes	176,948.27	Regional & Consolidated School Tax	
Financial Administration	338,757.82	Delinquent Tax & Lien Collections	1,968,446.03	School Taxes in Municipal Budget	
Assessment of Taxes	175,185.96	Business Personality Replacement Taxes	596,204.04	County Taxes	.53 * 11,960,967.32
Collection of Taxes	109,906.56	Taxes from Public Utilities	2,991,873.00	County Library Taxes	.06 1,279,992.83
Planning, Housing & Development	357,866.70	Other Miscellaneous Tax Revenues		Local Municipal Purpose Taxes	.45 10,127,079.81
Human Resources	226,529.00	State Aid Revenues	1,527,350.60	Veteran & Senior Citizen Taxes	168,300.00
Elections	11,500.00	Federal Aid Revenues		Total Taxes for Rate Computation	2.24 50,714,837.46
General Administration (other)	634,774.34			Special District Taxes	
<b>JUDICIARY</b>		Sale of Acquired Property		Bank Corp. Taxes	
Municipal Courts	253,939.69	Other Miscellaneous Revenues	5,977,152.61	Added and Omitted Taxes	394,073.13
<b>PUBLIC SAFETY</b>		Total	62,774,619.81	Total Taxes Levied - ABSTRACT	50,940,610.59
Fire Protection	621,782.63	Prior Years Surplus Appropriated	1,955,000.00	Total Taxes Billed	51,096,314.68
Police Protection	3,704,100.36	<b>REVENUES TOTAL</b>	<b>64,729,619.81</b>	<b>TAXES COLLECTED</b>	<b>49,536,645.26</b>
Civil Defense & Disaster Control	13,500.00	Reserve For Uncollected Taxes	3,269,113.89	Taxes Cancelled, Abated or Adjusted	216,429.43
Environmental Inspection & Control	790,141.98	<b>CAPITAL OUTLAY TOTAL</b>	<b>1,719,749.41</b>	Transfer to Tax Title Liens or Foreclosed	14,159.41
Other Public Safety				Ending Balance	1,329,080.58
<b>PUBLIC WORKS</b>		Public Enterprises		<b>PRIOR YEARS TAXES OUTSTANDING</b>	
Streets and Drainage	928,546.02	Recreation-Culture	28,150.20	Beginning Balance	2,626,511.79
Sewers and Sewage Processing	3,188,492.68	Public Works	1,008,780.97	Collected	1,968,446.03
Garbage and Trash Disposal	1,783,950.00	Buildings and Grounds	682,818.24	Cancelled, Abated or Adjusted	19,299.61
Public Buildings and Grounds	159,907.89	Library and Education		Transfers to Tax Title Liens or Foreclosed	
Other Public Works	855,293.28	Conservation		Ending Balance	638,766.15
<b>HEALTH and WELFARE</b>		All Other		<b>TAX TITLE LIENS OUTSTANDING</b>	
Health Services Except Environmental	208,701.09			Beginning Balance	137,948.10
Welfare-Public Assistance	21,919.61	<b>CAPITAL DEBT AUTHORIZED, ENDING BALANCE</b>		Transfer From Taxes	14,159.41
Hospital, Clinics, First Aid		ISSUED AND UNISSUED		Redeemed	
Animal, Insect, & Rodent Control	34,210.75	School	8,673,246	Cancelled, Abated or Adjusted	
Other Welfare Services		Self-Liquidating		Transfers to Foreclosed Property	
<b>RECREATION and CONSERVATION</b>		Other	31,294,356	Ending Balance	152,107.51
Beeches and Boardwalks		Total	39,967,602	<b>PROPERTY ACQUIRED BY DEED OR FORECLOSURE</b>	
Perks, Playgrounds, Shade Trees	226,120.19	ISSUED AND OUTSTANDING		Beginning Balance	12,110.00
Land Reclamation & Conservation	28,423.15	School	8,673,246.00	Transfers From Taxes or Liens	
Other Recreational Services	363,959.42	Self-Liquidating		Sale for Cash	
<b>EDUCATION (excluding schools)</b>		Other	29,289,381.51	Cancelled, Abated or Adjusted	
Libraries		Total	37,962,627.51	Ending Balance	12,110.00
Other Educational Services	1,550.00	<b>EQUALIZED VALUATION BASIS</b>		<b>CURRENT FINANCES ENDING BALANCE</b>	
<b>STATUTORY EXPENDITURES</b>		FOR NET DEBT COMPUTATION	2,198,192,023	<b>ASSETS</b>	
Pensions & F. I. C. A.	837,310.32	<b>REAL PROPERTY VALUATIONS</b>		Cash	7,073,323.13
Employee Fringe Benefits	1,546,500.00	Code Class # of Parcels % VAL'N	ASSESSED VALUATION	Taxes Receivable	1,967,846.73
Other Statutory Expenditures		1 Vacant Land 922 2.67	59,772,900.00	Tax Title Liens	152,107.51
<b>MUNICIPAL FUNCTIONS</b>	<b>TOTAL 17,589,443.22</b>	2 Residential 8394 58.53	1,312,637,390.00	Foreclosed Property	12,110.00
<b>CAPITAL IMPROVEMENTS</b>	<b>*MEMO* 100,000.00</b>	3 Farm 147 .62	14,044,500.00	Emergencies & Other Delerred Charges	270,000.00
<b>DEBT SERVICE</b>		4a Commercial 357 33.42	749,662,400.00	State and Federal Aid Receivable	
Principle Payments	1,733,654.96	4b Industrial 35 2.91	65,216,200.00	Other Receivables	386,471.72
Interest Payments	1,516,399.40	4c Apartments 14 1.85	41,525,500.00	Total	9,861,859.09
<b>DEFERRED CHARGES</b>	<b>168,878.23</b>	Total 9869	2,242,858,890.00	<b>LIABILITIES, RESERVES, AND SURPLUS</b>	
<b>SCHOOL, COUNTY, SPECIAL DISTRICT TAXES</b>	<b>40,419,457.65</b>	Land Area 21.87 Sq. Miles		Cash Liabilities	2,774,690.13
<b>RESERVE FOR UNCOLLECTED TAXES</b>	<b>3,269,113.89</b>	Net Valuation Taxable-Municipal	2,253,432,958	Reserves for Receivables	2,518,535.96
<b>EXPENDITURES TOTAL</b>	<b>64,696,947.35</b>	Net Valuation Taxable-County	2,154,051,028	Surplus	4,568,878.32
		State Equalized Valuation	2,258,152,873	Total	9,862,104.41
		State Equalization Ratio	99.79		

\*Includes County Health Service Taxes or County Open Space Tax. See Table 13.

1018

Population 1990 1,036  
 Population 1994 1,099  
 S & P Rating  
 Moody Rating

General Tax Rate Per \$100. 1.84  
 State Equalized Tax Rate 1.75

LEBANON BOROUGH - HUNTERDON CO.

Form of Government:  
 Borough Council

Number of Members on Governing Body - 6

PER CAPITA:

Gross Debt 3,179,53  
 Net Debt 856,51  
 Debt Service 30.02  
 Total Tax Levy 2,052.57  
 Municipal Expenditures 795.04

PER CENT:

Gross Debt 2.81  
 Net Debt .76  
 Tax Levy Collected 97.73  
 Tax Levy Cancelled, Abated or Adjusted .04

EXPENDITURES-CURRENT YEAR		REVENUES REALIZED-CURRENT YEAR		PROPERTY TAXES-CURRENT YEAR	
<b>GENERAL GOVERNMENT</b>		<b>REVENUES REALIZED-CURRENT YEAR</b>		<b>STATE EQUALIZED TAX RATE</b>	
Governing Body & Public Boerds		Property Taxes Collected	2,216,235.83	Local District School Taxes	1.74 1,465,327.00
Municipal Clerk		Payments in Lieu of Taxes	78.08	Regional & Consolidated School Tax	.20 261,891.69
Financial Administration	16,997.70	Delinquent Tax & Lien Collections	96,341.48	School Taxes in Municipal Budget	
Assessment of Taxes	9,918.00	Business Personality Replacement Taxes	11,312.72	County Taxes	.30 * 383,317.34
Collection of Taxes	11,101.00	Taxes from Public Utilities	68,842.00	County Library Taxes	.03 35,428.83
Planning, Housing & Development	6,541.00	Other Miscellaneous Tax Revenues		Local Municipal Purpose Taxes	.07 95,600.00
Human Resources	52,783.00	State Aid Revenues	61,667.47	Veteran & Senior Citizen Taxes	
Elections		Federal Aid Revenues		Total Taxes for Rate Computation	1.74 2,245,964.77
General Administration (other)	123,632.70			Special District Taxes	
<b>JUDICIARY</b>		Sale of Acquired Property		Bank Corp. Taxes	
Municipal Courts	32,100.00	Other Miscellaneous Revenues	128,398.42	Added and Omitted Taxes	
<b>PUBLIC SAFETY</b>		Total	2,582,876.00	Total Taxes Levied - ABSTRACT	2,255,771.29
Fire Protection	27,156.20	Prior Years Surplus Appropriated	409,480.00	Total Taxes Billed	2,267,680.95
Police Protection	129,680.70	REVENUES TOTAL	2,992,356.00	<b>TAXES COLLECTED</b>	2,216,235.83
Civil Defense & Disaster Control	1,500.00	Reserve For Uncollected Taxes	166,483.80	Taxes Cancelled, Abated or Adjusted	889.10
Environmental Inspection & Control				Transfer to Tax Title Liens or Foreclosed	
Other Public Safety		<b>CAPITAL OUTLAY TOTAL</b>	<b>598,606.04</b>	Ending Balance	50,556.02
<b>PUBLIC WORKS</b>				<b>PRIOR YEARS TAXES OUTSTANDING</b>	
Streets and Drainage	16,347.77	Public Enterprises		Beginning Balance	99,731.49
Sewers and Sewage Processing	840.00	Recreation-Culture	26.87	Collected	96,341.48
Garbage and Trash Disposal	91,000.00	Public Works	134,547.89	Cancelled, Abated or Adjusted	3,390.01
Public Buildings and Grounds	4,941.00	Buildings and Grounds	464,031.28	Transfers to Tax Title Liens or Foreclosed	
Other Public Works	74,399.36	Library and Education		Ending Balance	
<b>HEALTH and WELFARE</b>		Conservation		<b>TAX TITLE LIENS OUTSTANDING</b>	
Health Services Except Environmental	100.00	All Other		Beginning Balance	8,151.89
Welfare-Public Assistance	400.00			Transfer From Taxes	
Hospital, Clinics, First Aid		<b>CAPITAL DEBT AUTHORIZED, ENDING BALANCE</b>		Redeemed	
Animal, Insect, & Rodent Control		ISSUED AND UNISSUED		Cancelled, Abated or Adjusted	
Other Welfare Services		School	2,553,000	Transfers to Foreclosed Property	
<b>RECREATION and CONSERVATION</b>		Self-Liquidating		Ending Balance	8,151.89
Beaches and Boardwalks		Other	941,300	<b>PROPERTY ACQUIRED BY DEED OR FORECLOSURE</b>	
Perks, Playgrounds, Shade Trees		Total	3,494,300	Beginning Balance	105,300.00
Land Reclamation & Conservation	1,100.00			Transfers From Taxes or Liens	
Other Recreational Services	11,400.00	ISSUED AND OUTSTANDING		Sale for Cash	
<b>EDUCATION (excluding schools)</b>		School	2,553,000.00	Cancelled, Abated or Adjusted	
Libraries		Self-Liquidating		Ending Balance	105,300.00
Other Educational Services		Other	709,000.00	<b>CURRENT FINANCES ENDING BALANCE</b>	
<b>STATUTORY EXPENDITURES</b>		Total	3,262,000.00	ASSETS	
Pensions & F. I. C. A.	30,700.00	EQUALIZED VALUATION BASIS		Cash	840,450.55
Employee Fringe Benefits	27,001.94	FOR NET DEBT COMPUTATION	124,156.167	Taxes Receivable	50,556.02
Other Statutory Expenditures	1,000.00	<b>REAL PROPERTY VALUATIONS</b>		Tax Title Liens	8,151.89
<b>MUNICIPAL FUNCTIONS</b>		Code Class # of Parcels % VAL'N		Foreclosed Property	105,300.00
<b>CAPITAL IMPROVEMENTS</b>		1 Vacant Land 33 7.02	8,524,500.00	Emergencies & Other Deferred Charges	3,630.00
<b>DEBT SERVICE</b>		2 Residential 406 53.92	65,501,200.00	State and Federal Aid Receivable	
Principal Payments	26,000.00	3 Farm 12 .78	944,285.00	Other Receivables	65,166.29
Interest Payments	6,992.64	4a Commercial 51 32.59	39,588,700.00	Total	1,073,254.75
		4b Industrial 5 5.70	6,929,600.00	<b>LIABILITIES, RESERVES, AND SURPLUS</b>	
		4c Apartments		Cash Liabilities	123,128.55
		Total 507	121,488,285.00	Reserves for Receivables	229,174.20
<b>DEFERRED CHARGES</b>		Land Area 1.23 Sq Miles		Surplus	720,952.00
SCHOOL, COUNTY, SPECIAL DISTRICT TAXES	2,145,964.77	Net Valuation Taxable-Municipal	122,471,436	Total	1,073,254.75
RESERVE FOR UNCOLLECTED TAXES	166,483.80	Net Valuation Taxable-County	120,496,634		
EXPENDITURES TOTAL	3,019,711.58	State Equalized Valuation	128,489,747		
		State Equalization Ratio	95.28		

\*Includes County Health Service Taxes or County Open Space Tax. See Table 13.

Population 1990 5,679  
 Population 1994 6,086  
 S & P Rating  
 Moody Rating

General Tax Rate Per \$100. 1.68  
 State Equalized Tax Rate 1.62

LEBANON TOWNSHIP - HUNTERDON CO.

Form of Government:  
 Township Committee

Number of Members on Governing Body - 3

PER CAPITA: PER CENT:  
 Gross Debt 640.97 Gross Debt .89  
 Net Debt 15.19 Net Debt .02  
 Debt Service .53 Tax Levy Collected 95.55  
 Total Tax Levy 1,214.63 Tax Levy Cancelled, Abated  
 Municipal Expenditures 769.84 or Adjusted .03

EXPENDITURES-CURRENT YEAR		REVENUES REALIZED-CURRENT YEAR		PROPERTY TAXES-CURRENT YEAR		
<b>GENERAL GOVERNMENT</b>		<b>REVENUES REALIZED-CURRENT YEAR</b>		<b>PROPERTY TAXES-CURRENT YEAR</b>		
Governing Body & Public Boards		Property Taxes Collected	7,064,773.94	STATE EQUALIZED TAX RATE		
Municipal Clerk		Payments in Lieu of Taxes	56,815.34	Local District School Taxes	.75 3,373,066.14	
Financial Administration	36,000.00	Delinquent Tax & Lien Collections	374,683.56	Regional & Consolidated School Tax	.42 1,904,921.92	
Assessment of Taxes	39,500.00	Business Personality Replacement Taxes	48,262.84	School Taxes in Municipal Budget		
Collection of Taxes	43,500.00	Taxes from Public Utilities	2,702,807.00	County Taxes	.31 * 1,396,803.56	
Planning, Housing & Development	69,500.00	Other Miscellaneous Tax Revenues		County Library Taxes	.03 129,100.19	
Human Resources	12,063.00	State Aid Revenues	128,709.65	Local Municipal Purpose Taxes	.11 481,000.00	
Elections	2,000.00	Federal Aid Revenues		Veteran & Senior Citizen Taxes		
General Administration (other)	319,000.00			Total Taxes for Rate Computation	1.62 7,320,641.81	
<b>JUDICIARY</b>		<b>SALE OF ACQUIRED PROPERTY</b>		<b>SPECIAL DISTRICT TAXES</b>		
Municipal Courts	23,500.00	Sale of Acquired Property	326,326.22	Bank Corp. Taxes		
<b>PUBLIC SAFETY</b>		Other Miscellaneous Revenues	10,702,378.55	Added and Omitted Taxes	107,341.70	
Fire Protection	46,077.90	Total	11,028,704.77	Total Taxes Levied - ABSTRACT	7,392,233.51	
Police Protection	488,300.00	Prior Years Surplus Appropriated	944,500.00	Total Taxes Billed	7,393,775.73	
Civil Defense & Disaster Control	1,500.00	REVENUES TOTAL	11,646,878.55	TAXES COLLECTED	7,064,773.94	
Environmental Inspection & Control	50,000.00	Reserve For Uncollected Taxes	623,582.62	Taxes Cancelled, Abated or Adjusted	2,293.20	
Other Public Safety		<b>CAPITAL OUTLAY TOTAL</b>		Transfer to Tax Title Liens or Foreclosed	34,408.72	
<b>PUBLIC WORKS</b>			265,211.31	Ending Balance	302,299.87	
Streets and Drainage	718,900.10	<b>PUBLIC ENTERPRISES</b>		<b>PRIOR YEARS TAXES OUTSTANDING</b>		
Sewers and Sewage Processing		Recreation-Culture		Beginning Balance	390,856.88	
Garbage and Trash Disposal	4,500.00	Public Works	211,836.86	Collected	343,299.15	
Public Buildings and Grounds	43,000.00	Buildings and Grounds	53,374.45	Cancelled, Abated or Adjusted	2,638.23	
Other Public Works		Library and Education		Transfers to Tax Title Liens or Foreclosed	14,174.83	
<b>HEALTH and WELFARE</b>		Conservation		Ending Balance	30,744.67	
Health Services Except Environmental	4,500.00	All Other		<b>TAX TITLE LIENS OUTSTANDING</b>		
Welfare-Public Assistance	6,200.00	<b>CAPITAL DEBT AUTHORIZED, ENDING BALANCE</b>		Beginning Balance	129,914.44	
Hospital, Clinics, First Aid		ISSUED AND UNISSUED	GROSS DEBT	Transfer From Taxes	41,696.27	
Animal, Insect, & Rodent Control	5,000.00	School	3,790,000	Redeemed	31,384.41	
Other Welfare Services		Self-Liquidating		Cancelled, Abated or Adjusted		
<b>RECREATION and CONSERVATION</b>		Other	110,950	Transfers to Foreclosed Property		
Beeches and Boardwalks		Total	3,900,950	Ending Balance	140,226.30	
Perks, Playgrounds, Shade Trees		<b>ISSUED AND OUTSTANDING</b>		<b>PROPERTY ACQUIRED BY DEED OR FORECLOSURE</b>		
Land Reclamation & Conservation	8,400.00	School	290,000.00	Beginning Balance	506,900.00	
Other Recreational Services	28,600.00	Self-Liquidating		Transfers From Taxes or Liens		
<b>EDUCATION (excluding schools)</b>		Other	71,460.00	Sale for Cash	23,062.03	
Libraries	15,000.00	Total	361,460.00	Cancelled, Abated or Adjusted		
Other Educational Services	1,812,847.86	<b>EQUALIZED VALUATION BASIS FOR NET DEBT COMPUTATION</b>		Ending Balance	483,837.97	
<b>STATUTORY EXPENDITURES</b>		<b>REAL PROPERTY VALUATIONS</b>		<b>CURRENT FINANCES ENDING BALANCE</b>		
Pensions & F. I. C. A.	145,540.00	Code	Class	# of Parcels	% VAL'N	
Employee Fringe Benefits	135,000.00	1	Vacant Land	474	6.05	
Other Statutory Expenditures		2	Residential	1739	76.79	
<b>MUNICIPAL FUNCTIONS TOTAL</b>		3	Farm	530	9.23	
CAPITAL IMPROVEMENTS *MEMO*	253,000.00	4a	Commercial	71	6.91	
<b>DEBT SERVICE</b>		4b	Industrial	6	.56	
Principal Payments		4c	Apartments	5	.45	
Interest Payments	3,255.40	Total		2825		
<b>DEFERRED CHARGES</b>		Land Area	31.85	Sq. Miles		
SCHOOL, COUNTY, SPECIAL DISTRICT TAXES	6,803,891.81	<b>ASSESSED VALUATION</b>		Cash	3,284,994.67	
RESERVE FOR UNCOLLECTED TAXES	623,582.62	1	Vacant Land	2,614,500.00	Taxes Receivable	333,044.54
EXPENDITURES TOTAL	11,489,158.69	2	Residential	331,885,500.00	Tax Title Liens	140,226.30
		3	Farm	39,892,520.00	Foreclosed Property	220,100.00
		4a	Commercial	29,886,000.00	Emergencies & Other Deferred Charges	
		4b	Industrial	2,440,400.00	State and Federal Aid Receivable	103,793.69
		4c	Apartments	1,957,700.00	Other Receivables	1,745.68
		Total		432,207,620.00	Total	4,083,904.88
		Net Valuation Taxable-Municipal	433,716,310	<b>LIABILITIES, RESERVES, AND SURPLUS</b>		
		Net Valuation Taxable-County	435,335,286	Cash Liabilities	1,864,638.24	
		State Equalized Valuation	449,856,844	Reserves for Receivables	795,116.52	
		State Equalization Ratio	96.40	Surplus	1,424,150.12	
				Total	4,083,904.88	

\*Includes County Health Service Taxes or County Open Space Tax. See Table 13.

0229

Population 1990 **8,365**  
 Population 1994 **8,418**  
 S & P Rating  
 Moody Rating **A**

General Tax Rate Per \$100. **3.02**  
 State Equalized Tax Rate **2.56**

**LEONIA BOROUGH - BERGEN COUNTY**  
 Form of Government:  
**Borough Council**  
 Number of Members on Governing Body - 6

PER CAPITA:  
 Gross Debt **550.03** PER CENT:  
 Gross Debt **.68**  
 Net Debt **522.01** Net Debt **.64**  
 Debt Service **53.60** Tax Levy Collected **97.48**  
 Total Tax Levy **2,004.05** Tax Levy Cancelled, Abated  
 Municipal Expenditures **967.65** or Adjusted **.05**

EXPENDITURES-CURRENT YEAR		REVENUES REALIZED-CURRENT YEAR		PROPERTY TAXES-CURRENT YEAR	
<b>GENERAL GOVERNMENT</b>		<b>REVENUES REALIZED-CURRENT YEAR</b>		<b>STATE EQUALIZED TAX RATE</b>	
Governing Body & Public Boards		Property Taxes Collected	<b>16,471,997.26</b>	Local District School Taxes	<b>1.47</b> <b>9,670,631.00</b>
Municipal Clerk		Payments in Lieu of Taxes	<b>34,000.00</b>	Regional & Consolidated School Tax	
Financial Administration	<b>751,471.00</b>	Delinquent Tax & Lien Collections	<b>297,495.85</b>	School Taxes in Municipal Budget	
Assessment of Taxes	<b>26,210.00</b>	Business Personalty Replacement Taxes	<b>50,899.40</b>	County Taxes	<b>.26</b> * <b>1,735,538.94</b>
Collection of Taxes	<b>185,429.00</b>	Taxes from Public Utilities	<b>900,900.00</b>	County Library Taxes	
Planning, Housing & Development	<b>22,112.00</b>	Other Miscellaneous Tax Revenues		Local Municipal Purpose Taxes	<b>.83</b> <b>5,450,907.06</b>
Human Resources	<b>68,592.00</b>	State Aid Revenues	<b>521,884.46</b>	Veteran & Senior Citizen Taxes	<b>37,600.00</b>
Elections	<b>3,600.00</b>	Federal Aid Revenues	<b>30,998.35</b>	Total Taxes for Rate Computation	<b>2.56</b> <b>16,894,677.00</b>
General Administration (other)	<b>1,198,699.20</b>			Special District Taxes	
<b>JUDICIARY</b>		Sale of Acquired Property		Bank Corp. Taxes	
Municipal Courts	<b>118,988.55</b>	Other Miscellaneous Revenues	<b>530,370.08</b>	Added and Omitted Taxes	<b>12,975.70</b>
<b>PUBLIC SAFETY</b>		Total	<b>18,838,545.40</b>	Total Taxes Levied - ABSTRACT	<b>16,870,052.70</b>
Fire Protection	<b>155,368.50</b>	Prior Years Surplus Appropriated	<b>400,000.00</b>	Total Taxes Billed	<b>16,897,441.24</b>
Police Protection	<b>1,598,891.22</b>	<b>REVENUES TOTAL</b>	<b>19,238,545.40</b>	<b>TAXES COLLECTED</b>	<b>16,471,997.26</b>
Civil Defense & Disaster Control	<b>3,600.00</b>	Reserve For Uncollected Taxes	<b>666,561.96</b>	Taxes Cancelled, Abated or Adjusted	<b>8,525.69</b>
Environmental Inspection & Control	<b>63,580.00</b>			Transfer to Tax Title Liens or Foreclosed	
Other Public Safety		<b>CAPITAL OUTLAY TOTAL</b>	<b>880,390.33</b>	Ending Balance	<b>416,918.29</b>
<b>PUBLIC WORKS</b>				<b>PRIOR YEARS TAXES OUTSTANDING</b>	
Streets and Drainage	<b>76,538.08</b>	Public Enterprises		Beginning Balance	<b>422,072.86</b>
Sewers and Sewage Processing	<b>21,507.00</b>	Recreation-Culture		Collected	<b>217,278.62</b>
Garbage and Trash Disposal	<b>485,000.00</b>	Public Works	<b>31,745.25</b>	Cancelled, Abated or Adjusted	
Public Buildings and Grounds	<b>189,301.35</b>	Buildings and Grounds	<b>848,645.08</b>	Transfers to Tax Title Liens or Foreclosed	<b>67,602.66</b>
Other Public Works	<b>913,753.00</b>	Library and Education		Ending Balance	<b>137,191.58</b>
<b>HEALTH and WELFARE</b>		Conservation		<b>TAX TITLE LIENS OUTSTANDING</b>	
Health Services Except Environmental	<b>88,387.13</b>	All Other		Beginning Balance	
Welfare-Public Assistance	<b>14,400.00</b>			Transfer From Taxes	<b>80,217.23</b>
Hospital, Clinics, First Aid		<b>CAPITAL DEBT AUTHORIZED, ENDING BALANCE</b>		Redeemed	<b>80,217.23</b>
Animal, Insect, & Rodent Control		ISSUED AND UNISSUED		Cancelled, Abated or Adjusted	
Other Welfare Services		School	<b>235,870</b>	Transfers to Foreclosed Property	
<b>RECREATION and CONSERVATION</b>		Self-Liquidating		Ending Balance	
Beaches and Boardwalks		Other	<b>4,394,275</b>	<b>PROPERTY ACQUIRED BY DEED OR FORECLOSURE</b>	
Parks, Playgrounds, Shede Trees	<b>10,386.00</b>	Total	<b>4,630,145</b>	Beginning Balance	<b>80,540.00</b>
Land Reclamation & Conservation	<b>47,609.19</b>			Transfers From Taxes or Liens	
Other Recreational Services	<b>122,890.00</b>	ISSUED AND OUTSTANDING		Sale for Cash	
<b>EDUCATION (excluding schools)</b>		School	<b>235,870.00</b>	Cancelled, Abated or Adjusted	
Libraries	<b>431,291.00</b>	Self-Liquidating		Ending Balance	<b>80,540.00</b>
Other Educational Services	<b>5,130.00</b>	Other	<b>3,356,520.63</b>	<b>CURRENT FINANCES ENDING BALANCE</b>	
<b>STATUTORY EXPENDITURES</b>		Total	<b>3,592,390.63</b>	ASSETS	
Pensions & F. I. C. A.	<b>353,714.00</b>	EQUALIZED VALUATION BASIS		Cash	<b>2,790,310.07</b>
Employee Fringe Benefits		FOR NET DEBT COMPUTATION	<b>683,586.770</b>	Taxes Receivable	<b>554,109.87</b>
Other Statutory Expenditures		<b>REAL PROPERTY VALUATIONS</b>		Tax Title Liens	
<b>MUNICIPAL FUNCTIONS TOTAL</b>	<b>6,956,447.22</b>	Code Class # of Parcels % VAL'N ASSESSED VALUATION		Foreclosed Property	<b>80,540.00</b>
<b>CAPITAL IMPROVEMENTS *MEMO*</b>	<b>60,000.00</b>	1 Vacant Land 54 .75 4,159,000.00		Emergencies & Other Deferred Charges	<b>232,281.35</b>
<b>DEBT SERVICE</b>		2 Residential 2426 85.27 475,773,900.00		State and Federal Aid Receivable	
Principal Payments	<b>366,489.98</b>	3 Farm 60 6.26 34,918,400.00		Other Receivables	<b>119,209.38</b>
Interest Payments	<b>84,709.30</b>	4e Commercial 5 2.84 15,838,000.00		Total	<b>3,776,450.67</b>
<b>DEFERRED CHARGES</b>	<b>71,498.00</b>	4c Apartments 29 4.89 27,286,100.00		<b>LIABILITIES, RESERVES, AND SURPLUS</b>	
<b>SCHOOL, COUNTY, SPECIAL DISTRICT TAXES</b>	<b>11,406,169.94</b>	Total 2574 557,975,400.00		Cash Liabilities	<b>2,210,394.48</b>
<b>RESERVE FOR UNCOLLECTED TAXES</b>	<b>666,561.96</b>	Land Area 1.50 Sq. Miles		Reserves for Receivables	<b>753,859.25</b>
<b>EXPENDITURES TOTAL</b>	<b>19,551,875.40</b>	Net Valuation Taxable-Municipal	<b>559,088,263</b>	Surplus	<b>812,736.94</b>
		Net Valuation Taxable-County	<b>603,796,894</b>	Total	<b>3,776,990.67</b>
		State Equalized Valuation	<b>658,095,555</b>		
		State Equalization Ratio	<b>84.93</b>		

\*Includes County Health Service Taxes or County Open Space Tax. See Table 13.

Population 1990 2,493  
 Population 1994 2,568  
 S & P Rating  
 Moody Rating

General Tax Rate Per \$100. 2.32  
 State Equalized Tax Rate 2.21

**LIBERTY TOWNSHIP - WARREN COUNTY**  
 Form of Government:  
**Township Committee**  
 Number of Members on Governing Body - 3

PER CAPITA:  
 Gross Debt 897.97  
 Net Debt 545.33  
 Debt Service 26.65  
 Total Tax Levy 1,250.89  
 Municipal Expenditures 507.30

PER CENT:  
 Gross Debt 1.61  
 Net Debt .98  
 Tax Levy Collected 87.11  
 Tax Levy Cancelled, Abated or Adjusted

EXPENDITURES-CURRENT YEAR		REVENUES REALIZED-CURRENT YEAR		PROPERTY TAXES-CURRENT YEAR	
<b>GENERAL GOVERNMENT</b>		<b>REVENUES REALIZED-CURRENT YEAR</b>		<b>PROPERTY TAXES-CURRENT YEAR</b>	
Governing Body & Public Boards		Property Taxes Collected	2,800,369.33	STATE EQUALIZED TAX RATE	
Municipal Clerk		Payments in Lieu of Taxes		Local District School Taxes	
Financial Administration	43,295.00	Delinquent Tax & Lien Collections	273,450.25	Regional & Consolidated School Tax	1.25 1,800,778.01
Assessment of Taxes	26,758.00	Business Personalty Replacement Taxes	12,508.96	School Taxes in Municipal Budget	
Collection of Taxes	30,389.12	Taxes from Public Utilities	117,969.00	County Taxes	* 942,961.10
Planning, Housing & Development	32,773.00	Other Miscellaneous Tax Revenues		County Library Taxes	.06 85,703.89
Human Resources	9,114.00	State Aid Revenues	151,558.51	Local Municipal Purpose Taxes	.24 341,402.00
Elections		Federal Aid Revenues		Veteran & Senior Citizen Taxes	21,300.00
General Administration (other)	183,509.72			Total Taxes for Rate Computation	2.20 3,192,145.00
<b>JUDICIARY</b>		Sale of Acquired Property		Special District Taxes	
Municipal Courts	7,711.88	Other Miscellaneous Revenues	139,875.24	Bank Corp. Taxes	
<b>PUBLIC SAFETY</b>		Total	3,495,731.29	Added and Omitted Taxes	41,436.78
Fire Protection	30,098.04	Prior Years Surplus Appropriated	393,661.00	Total Taxes Levied - ABSTRACT	3,212,281.78
Police Protection	10,200.00	REVENUES TOTAL	3,889,392.29	Total Taxes Billed	3,214,825.03
Civil Defense & Disaster Control	3,900.00	Reserve For Uncollected Taxes	409,595.00	TAXES COLLECTED	2,800,369.33
Environmental Inspection & Control	27,453.00			Taxes Cancelled, Abated or Adjusted	
Other Public Safety		CAPITAL OUTLAY TOTAL	199,140.76	Transfer to Tax Title Liens or Foreclosed	
<b>PUBLIC WORKS</b>				Ending Balance	414,455.70
Streets and Drainage	238,999.00	Public Enterprises		<b>PRIOR YEARS TAXES OUTSTANDING</b>	
Sewers and Sewage Processing	15,680.00	Recreation-Culture		Beginning Balance	361,458.51
Garbage and Trash Disposal	19,000.00	Public Works	177,032.66	Collected	273,236.29
Public Buildings and Grounds	6,500.00	Buildings and Grounds	22,108.10	Cancelled, Abated or Adjusted	
Other Public Works		Library and Education		Transfers to Tax Title Liens or Foreclosed	
<b>HEALTH and WELFARE</b>		Conservation		Ending Balance	88,222.23
Health Services Except Environmental	1,270.00	All Other		<b>TAX TITLE LIENS OUTSTANDING</b>	
Welfare-Public Assistance	1,001.00			Beginning Balance	19,283.63
Hospital, Clinics, First Aid		<b>CAPITAL DEBT AUTHORIZED, ENDING BALANCE</b>		Transfer From Taxes	
Animal, Insect, & Rodent Control	2,762.25	ISSUED AND UNISSUED	GROSS DEBT	Redeemed	213.97
Other Welfare Services		School	905,576	Cancelled, Abated or Adjusted	
<b>RECREATION and CONSERVATION</b>		Self-Liquidating		Transfers to Foreclosed Property	
Beeches and Boardwalks		Other	1,400,419	Ending Balance	19,069.66
Parks, Playgrounds, Shade Trees	32,490.00	Total	2,305,996	<b>PROPERTY ACQUIRED BY DEED OR FORECLOSURE</b>	
Land Reclamation & Conservation	6,519.12	ISSUED AND OUTSTANDING		Beginning Balance	14,300.00
Other Recreational Services	15,750.00	School	905,576.97	Transfers From Taxes or Liens	
<b>EDUCATION (excluding schools)</b>		Self-Liquidating		Sale for Cash	
Libraries		Other	798,543.88	Cancelled, Abated or Adjusted	
Other Educational Services	890.00	Total	1,704,120.85	Ending Balance	14,300.00
<b>STATUTORY EXPENDITURES</b>		EQUALIZED VALUATION BASIS		<b>CURRENT FINANCES ENDING BALANCE</b>	
Pensions & F. I. C. A.	30,900.00	FOR NET DEBT COMPUTATION	143,033,767	<b>ASSETS</b>	
Employee Fringe Benefits	41,060.28	REAL PROPERTY VALUATIONS		Cash	762,443.19
Other Statutory Expenditures	1,800.00	Code Class # of Parcels % VAL'N	ASSESSED VALUATION	Taxes Receivable	502,677.93
<b>MUNICIPAL FUNCTIONS</b>		1 Vacant Land 374 8.94	12,209,800.00	Tax Title Liens	19,069.66
CAPITAL IMPROVEMENTS	*MEMO* 25,000.00	2 Residential 842 78.12	106,655,400.00	Foreclosed Property	14,300.00
DEBT SERVICE		3 Farm 244 7.80	10,658,060.00	Emergencies & Other Deferred Charges	11,900.00
Principal Payments	57,527.27	4e Commercial 26 5.14	7,011,300.00	State and Federal Aid Receivable	4,528.91
Interest Payments	10,906.98	4b Industrial		Other Receivables	3,787.23
<b>DEFERRED CHARGES</b>		4c Apartments		Total	1,318,706.92
SCHOOL, COUNTY, SPECIAL DISTRICT TAXES	2,829,443.00	Total 1486	136,534,560.00	<b>LIABILITIES, RESERVES, AND SURPLUS</b>	
RESERVE FOR UNCOLLECTED TAXES	409,595.00	Land Area 12.25 Sq. Miles		Cash Liabilities	258,310.68
EXPENDITURES TOTAL	4,132,195.66	Net Valuation Taxable-Municipal	137,215,011	Reserves for Receivables	539,834.82
		Net Valuation Taxable-County	143,393,023	Surplus	520,561.42
		State Equalized Valuation	144,189,553	Total	1,318,706.92
		State Equalization Ratio	95.14		

\*Includes County Health Service Taxes or County Open Space Tax. See Table 13.

1416

Population 1990 10,978  
 Population 1994 11,211  
 S & P Rating  
 Moody Rating AAA

General Tax Rate Per \$100. 5.33  
 State Equalized Tax Rate 2.75

LINCOLN PARK BOROUGH - MORRIS CO.  
 Form of Government:  
 Mayor-Council Plan F (OMCL 50)  
 Number of Members on Governing Body - 7

PER CAPITA:  
 Gross Debt 818.04  
 Net Debt 732.88  
 Debt Service 68.49  
 Total Tax Levy 1,563.94  
 Municipal Expenditures 788.05

PER CENT:  
 Gross Debt 1.45  
 Net Debt 1.30  
 Tax Levy Collected 97.91  
 Tax Levy Cancelled, Abated or Adjusted .57

EXPENDITURES-CURRENT YEAR		REVENUES REALIZED-CURRENT YEAR			PROPERTY TAXES-CURRENT YEAR	
<b>GENERAL GOVERNMENT</b>		<b>REVENUES REALIZED-CURRENT YEAR</b>			<b>PROPERTY TAXES-CURRENT YEAR</b>	
Governing Body & Public Boards		Property Taxes Collected		STATE EQUALIZED TAX RATE		
Municipal Clerk	110,506.00	Payments in Lieu of Taxes		Local District School Taxes	1.39	10,099,439.00
Financial Administration	91,183.00	Delinquent Tax & Lien Collections	238,088.04	Regional & Consolidated School Tax		
Assessment of Taxes	62,627.00	Business Personality Replacement Taxes	87,067.80	School Taxes in Municipal Budget		
Collection of Taxes	71,535.00	Taxes from Public Utilities	514,690.00	County Taxes	.32	* 2,008,824.86
Planning, Housing & Development	109,361.00	Other Miscellaneous Tax Revenues		County Library Taxes		
Human Resources	77,417.00	State Aid Revenues	641,749.82	Local Municipal Purpose Taxes	.84	5,346,156.49
Elections		Federal Aid Revenues		Veteran & Senior Citizen Taxes		68,750.00
General Administration (other)	740,066.00			Total Taxes for Rate Computation	2.75	17,523,170.35
<b>JUDICIARY</b>		Sale of Acquired Property		Special District Taxes		
Municipal Courts	105,800.91	Other Miscellaneous Revenues	1,761,724.66	Bank Corp. Taxes		
<b>PUBLIC SAFETY</b>		Total	20,439,848.83	Added and Omitted Taxes		
Fire Protection	102,316.15	Prior Years Surplus Appropriated	381,109.00	Total Taxes Levied - ABSTRACT		17,533,337.13
Police Protection	1,702,986.74	REVENUES TOTAL	20,820,957.83	Total Taxes Billed		17,563,665.89
Civil Defense & Disaster Control	17,500.00	Reserve For Uncollected Taxes	550,684.69	TAXES COLLECTED		17,196,528.51
Environmental Inspection & Control	110,439.00	CAPITAL OUTLAY TOTAL	1,772,588.99	Taxes Cancelled, Abated or Adjusted		99,630.22
Other Public Safety		Public Enterprises		Transfer to Tax Title Liens or Foreclosed		48,224.14
<b>PUBLIC WORKS</b>		Recreation-Culture	681,238.49	Ending Balance		219,283.02
Streets and Drainage	626,579.72	Public Works	43,602.65	<b>PRIOR YEARS TAXES OUTSTANDING</b>		
Sewers and Sewage Processing	1,079,336.00	Buildings and Grounds	1,047,747.85	Beginning Balance		262,257.31
Garbage and Trash Disposal	604,670.00	Library and Education		Collected		225,460.28
Public Buildings and Grounds	167,500.00	Conservation		Cancelled, Abated or Adjusted		
Other Public Works	40,000.00	All Other		Transfers to Tax Title Liens or Foreclosed		4,874.30
<b>HEALTH and WELFARE</b>		CAPITAL DEBT AUTHORIZED, ENDING BALANCE		Ending Balance		11,922.73
Health Services Except Environmental	248,433.43	ISSUED AND UNISSUED		TAX TITLE LIENS OUTSTANDING		
Welfare-Public Assistance	8,700.00	School		Beginning Balance		134,260.91
Hospital, Clinics, First Aid		Self-Liquidating	1,120,750	Transfer From Taxes		54,361.39
Animal, Insect, & Rodent Control	8,800.00	Other	8,050,343	Redeemed		12,627.76
Other Welfare Services		Total	9,171,093	Cancelled, Abated or Adjusted		
<b>RECREATION and CONSERVATION</b>		ISSUED AND OUTSTANDING		Transfers to Foreclosed Property		
Beaches and Boardwalks		School		Ending Balance		175,994.54
Parks, Playgrounds, Shade Trees	151,551.00	Self-Liquidating	843,000.00	PROPERTY ACQUIRED BY DEED OR FORECLOSURE		
Land Reclamation & Conservation	18,771.51	Other	5,858,730.76	Beginning Balance		883,515.00
Other Recreational Services	110,678.00	Total	6,701,730.76	Transfers From Taxes or Liens		
<b>EDUCATION (excluding schools)</b>		EQUALIZED VALUATION BASIS FOR NET DEBT COMPUTATION	632,998,189	Sale for Cash		
Libraries	214,000.00	REAL PROPERTY VALUATIONS		Cancelled, Abated or Adjusted		
Other Educational Services		Code Class # of Parcels % VAL'N ASSESSED VALUATION		Ending Balance		883,515.00
<b>STATUTORY EXPENDITURES</b>		1 Vacant Land 250 1.78 5,806,500.00		<b>CURRENT FINANCES ENDING BALANCE</b>		
Pensions & F. I. C. A.	454,109.00	2 Residential 3445 79.73 260,036,500.00		ASSETS		
Employee Fringe Benefits	481,450.00	3 Farm 26 .30 997,400.00		Cash		1,578,619.07
Other Statutory Expenditures		4a Commercial 67 7.90 25,772,033.00		Taxes Receivable		231,205.75
<b>MUNICIPAL FUNCTIONS</b>		4b Industrial 27 6.78 22,119,200.00		Tax Title Liens		175,994.54
CAPITAL IMPROVEMENTS	55,000.00	4c Apartments 3 3.50 11,410,300.00		Foreclosed Property		883,515.00
DEBT SERVICE		Total 3818 326,141,933.00		Emergencies & Other Deferred Charges		39,915.43
Principal Payments	502,628.90	Land Area 6.66 Sq Miles		State and Federal Aid Receivable		15,332.85
Interest Payments	265,186.12	Net Valuation Taxable-Municipal	327,429,755	Other Receivables		117,416.22
<b>DEFERRED CHARGES</b>		Net Valuation Taxable-County	642,965,382	Total		3,041,998.86
SCHOOL, COUNTY, SPECIAL DISTRICT TAXES	12,108,263.86	State Equalized Valuation	632,367,414	<b>LIABILITIES, RESERVES, AND SURPLUS</b>		
RESERVE FOR UNCOLLECTED TAXES	550,684.69	State Equalization Ratio	51.68	Cash Liabilities		1,008,191.22
EXPENDITURES TOTAL	20,943,080.03			Reserves for Receivables		1,408,131.51
				Surplus		625,676.13
				Total		3,041,998.86

\*Includes County Health Service Taxes or County Open Space Tax. See Table 13.

2009

Population 1990 36,701  
 Population 1994 36,703  
 S & P Rating AA  
 Moody Rating AA

General Tax Rate Per \$100 2.27  
 State Equalized Tax Rate 2.37

LINDEN CITY - UNION COUNTY  
 Form of Government:  
 City Charter Act (P.L. 1897 c. 30)  
 Number of Members on Governing Body - 11

PER CAPITA: PER CENT:  
 Gross Debt 727.84 Gross Debt .89  
 Net Debt 711.44 Net Debt .87  
 Debt Service 89.17 Tax Levy Collected 96.89  
 Total Tax Levy 1,883.48 Tax Levy Cancelled, Abated  
 Municipal Expenditures 1,375.09 or Adjusted .16

EXPENDITURES-CURRENT YEAR		REVENUES REALIZED-CURRENT YEAR		PROPERTY TAXES-CURRENT YEAR	
<b>GENERAL GOVERNMENT</b>				<b>STATE EQUALIZED TAX RATE</b>	
Governing Body & Public Boards	487,400.00	Property Taxes Collected	67,180,611.86	Local District School Taxes	1.18 34,176,580.00
Municipal Clerk	303,475.00	Payments in Lieu of Taxes		Regional & Consolidated School Tax	
Financial Administration	501,750.00	Delinquent Tax & Lien Collections	1,638,184.88	School Taxes in Municipal Budget	
Assessment of Taxes	391,765.00	Business Personality Replacement Taxes	2,739,156.48	County Taxes	.50 * 14,533,743.41
Collection of Taxes	138,600.00	Taxes from Public Utilities	19,045,981.05	County Library Taxes	
Planning, Housing & Development	62,275.00	Other Miscellaneous Tax Revenues	2,345.81	Local Municipal Purpose Taxes	.69 20,037,717.93
Human Resources	325,082.00	State Aid Revenues	1,772,993.72	Veteran & Senior Citizen Taxes	526,450.00
Elections	15,200.00	Federal Aid Revenues		Total Taxes for Rate Computation	2.37 69,274,491.34
General Administration (other)	2,717,021.00			Special District Taxes	
<b>JUDICIARY</b>		Seie of Acquired Property		Bank Corp. Taxes	
Municipal Courts	495,500.00	Other Miscellaneous Revenues	4,859,703.15	Added and Omitted Taxes	381,425.37
<b>PUBLIC SAFETY</b>		Total	97,238,976.95	Total Taxes Levied - ABSTRACT	69,129,466.71
Fire Protection	8,332,530.00	Prior Years Surplus Appropriated	2,575,000.00	Total Taxes Billed	69,334,121.66
Police Protection	7,969,201.97	<b>REVENUES TOTAL</b>	<b>99,813,976.95</b>	<b>TAXES COLLECTED</b>	<b>67,180,611.86</b>
Civil Defense & Disaster Control	54,735.00	Reserve For Uncollected Taxes	2,400,000.00	Taxes Cancelled, Abated or Adjusted	107,661.69
Environmental Inspection & Control	636,350.00	<b>CAPITAL OUTLAY TOTAL</b>	<b>4,093,796.52</b>	Transfer to Tax Title Liens or Foreclosed	240,601.80
Other Public Safety	31,725.00			Ending Balance	1,805,246.31
<b>PUBLIC WORKS</b>		Public Enterprises		<b>PRIOR YEARS TAXES OUTSTANDING</b>	
Streets and Drainage	3,138,673.10	Recreation-Culture	492,019.50	Beginning Balance	1,594,349.11
Sewers and Sewage Processing	1,149,800.00	Public Works	1,557,130.96	Collected	1,519,680.62
Garbage and Trash Disposal	1,504,300.00	Buildings and Grounds	2,044,646.06	Cancelled, Abated or Adjusted	43,560.21
Public Buildings and Grounds	1,827,800.00	Library and Education		Transfers to Tax Title Liens or Foreclosed	8,422.89
Other Public Works	344,200.00	Conservation		Ending Balance	22,685.39
<b>HEALTH and WELFARE</b>		All Other		<b>TAX TITLE LIENS OUTSTANDING</b>	
Health Services Except Environmental	522,180.61			Beginning Balance	1,298,533.08
Welfare-Public Assistance	91,000.00	<b>CAPITAL DEBT AUTHORIZED, ENDING BALANCE</b>		Transfer From Taxes	250,488.96
Hospital, Clinics, First Aid		ISSUED AND UNISSUED		Redeemed	118,504.26
Animal, Insect, & Rodent Control	60,360.00	School	210,582	Cancelled, Abated or Adjusted	4,037.71
Other Welfare Services		Self-Liquidating		Transfers to Foreclosed Property	
<b>RECREATION and CONSERVATION</b>		Other	26,503,378	Ending Balance	1,426,500.07
Beaches and Boardwalks	408,170.00	Total	26,713,960	<b>PROPERTY ACQUIRED BY DEED OR FORECLOSURE</b>	
Perks, Playgrounds, Shade Trees	304,200.00	ISSUED AND OUTSTANDING		Beginning Balance	100,542.50
Land Reclamation & Conservation	1,842,301.00	School	210,582.50	Transfers From Taxes or Liens	
Other Recreational Services		Self-Liquidating		Sale for Cash	
<b>EDUCATION (excluding schools)</b>		Other	15,591,000.00	Cancelled, Abated or Adjusted	
Libraries	1,545,000.00	Total	15,801,582.50	Ending Balance	100,542.50
Other Educational Services		<b>EQUALIZED VALUATION BASIS FOR NET DEBT COMPUTATION</b>	<b>2,998,658,418</b>	<b>CURRENT FINANCES ENDING BALANCE</b>	
<b>STATUTORY EXPENDITURES</b>		<b>REAL PROPERTY VALUATIONS</b>		<b>ASSETS</b>	
Pensions & F. I. C. A.	4,227,500.00	Code Class # of Parcels % VAL'N ASSESSED VALUATION		Cash	25,177,005.59
Employee Fringe Benefits	5,369,000.00	1 Vacent Land 567 1.43 43,072,800.00		Texas Receivable	1,827,941.70
Other Statutory Expenditures		2 Residential 9889 45.30 1,360,124,500.00		Tax Title Liens	1,426,500.07
<b>MUNICIPAL FUNCTIONS</b>		3 Farm		Foreclosed Property	100,542.50
<b>CAPITAL IMPROVEMENTS</b>		4a Commercial 939 12.56 377,055,100.00		Emergencies & Other Deferred Charges	
<b>DEBT SERVICE</b>		4b Industrial 230 38.65 1,160,445,500.00		State and Federal Aid Receivable	91,171.38
Principal Payments	2,365,275.48	4c Apartments 84 2.07 62,099,500.00		Other Receivables	58,349.95
Interest Payments	907,601.25	Total 11709 3,002,797,400.00		Total	28,681,511.19
<b>DEFERRED CHARGES</b>		Lend Area 10.95 Sq. Miles		<b>LIABILITIES, RESERVES, AND SURPLUS</b>	
SCHOOL, COUNTY, SPECIAL DISTRICT TAXES	48,710,323.41	Net Valuetion Taxable-Municipal	3,018,952,688	Cash Liabilities	18,875,609.35
RESERVE FOR UNCOLLECTED TAXES	2,400,000.00	Net Valuetion Taxable-County	3,103,159,720	Reserves for Receivables	3,413,334.22
<b>EXPENDITURES TOTAL</b>	<b>99,180,296.82</b>	State Equalized Valuation	2,891,296,422	Surplus	6,392,567.62
		State Equalization Ratio	104.44	Total	28,681,511.19



\*Includes County Health Service Taxes or County Open Space Tax. See Table 13.

0422

Population 1990 **18,734**  
 Population 1994 **18,533**  
 S & P Rating  
 Moody Rating **AAA**

General Tax Rate Per \$100. **5.01**  
 State Equalized Tax Rate **3.21**

**LINDENWOLD BOROUGH - CAMDEN CO.**

Form of Government:  
**Borough Council**

Number of Members on Governing Body - **6**

PER CAPITA: Gross Debt **357.49** PER CENT: Gross Debt **1.49**  
 Net Debt **285.25** Net Debt **1.19**  
 Debt Service **58.60** Tax Levy Collected **94.16**  
 Total Tax Levy **796.35** Tax Levy Cancelled, Abated  
 Municipal Expenditures **447.01** or Adjusted **.12**

EXPENDITURES-CURRENT YEAR		REVENUES REALIZED-CURRENT YEAR		PROPERTY TAXES-CURRENT YEAR	
<b>GENERAL GOVERNMENT</b>		<b>REVENUES REALIZED-CURRENT YEAR</b>		<b>PROPERTY TAXES-CURRENT YEAR</b>	
Governing Body & Public Boards		Property Taxes Collected	<b>13,908,462.96</b>	STATE EQUALIZED TAX RATE	
Municipal Clerk		Payments in Lieu of Taxes	<b>500,000.00</b>	Local District School Taxes	<b>1.11</b>
Financial Administration	<b>92,151.00</b>	Delinquent Tax & Lien Collections	<b>957,072.12</b>	Regional & Consolidated School Tax	<b>.55</b>
Assessment of Taxes	<b>40,827.00</b>	Business Personality Replacement Taxes	<b>25,767.60</b>	School Taxes In Municipal Budget	
Collection of Taxes	<b>130,000.00</b>	Taxes from Public Utilities	<b>592,427.00</b>	County Taxes	<b>.82</b> *
Planning, Housing & Development	<b>8,200.00</b>	Other Miscellaneous Tax Revenues		County Library Taxes	<b>.03</b>
Human Resources	<b>574,536.00</b>	State Aid Revenues	<b>2,657,484.60</b>	Local Municipal Purpose Taxes	<b>.69</b>
Elections	<b>10,000.00</b>	Federal Aid Revenues		Veteran & Senior Citizen Taxes	
General Administration (other)	<b>651,192.00</b>			Total Taxes for Rate Computation	<b>3.20</b>
<b>JUDICIARY</b>		Sale of Acquired Property		Special District Taxes	<b>458,782.54</b>
Municipal Courts	<b>79,210.00</b>	Other Miscellaneous Revenues	<b>634,122.27</b>	Bank Corp. Taxes	
<b>PUBLIC SAFETY</b>				Added and Omitted Taxes	<b>18,039.88</b>
Fire Protection		Total	<b>19,275,336.55</b>	Total Taxes Levied - ABSTRACT	<b>14,758,671.26</b>
Police Protection	<b>1,389,301.00</b>	Prior Years Surplus Appropriated	<b>75,000.00</b>	Total Taxes Billed	<b>14,770,589.61</b>
Civil Defense & Disaster Control	<b>1,000.00</b>	<b>REVENUES</b>	<b>TOTAL 19,350,336.55</b>	TAXES COLLECTED	<b>13,908,462.96</b>
Environmental Inspection & Control	<b>78,850.00</b>	Reserve For Uncollected Taxes	<b>1,566,156.51</b>	Taxes Cancelled, Abated or Adjusted	<b>17,689.60</b>
Other Public Safety		<b>CAPITAL OUTLAY</b>	<b>TOTAL 797,088.54</b>	Transfer to Tax Title Liens or Foreclosed	<b>177,302.95</b>
<b>PUBLIC WORKS</b>		Public Enterprises		Ending Balance	<b>667,134.10</b>
Streets and Drainage	<b>696,776.35</b>	Recreation-Culture	<b>22,626.38</b>	<b>PRIOR YEARS TAXES OUTSTANDING</b>	
Sewers and Sewage Processing	<b>1,000.00</b>	Public Works	<b>772,689.16</b>	Beginning Balance	<b>1,497,724.31</b>
Garbage and Trash Disposal	<b>707,000.00</b>	Buildings and Grounds	<b>1,773.00</b>	Collected	<b>800,129.65</b>
Public Buildings and Grounds	<b>40,240.00</b>	Library and Education		Cancelled, Abated or Adjusted	<b>329,954.02</b>
Other Public Works		Conservation		Transfers to Tax Title Liens or Foreclosed	<b>430.94</b>
<b>HEALTH and WELFARE</b>		All Other		Ending Balance	<b>367,209.70</b>
Health Services Except Environmental	<b>32,944.00</b>			<b>TAX TITLE LIENS OUTSTANDING</b>	
Welfare-Public Assistance	<b>44,075.00</b>	<b>CAPITAL DEBT AUTHORIZED, ENDING BALANCE</b>		Beginning Balance	<b>1,073,143.56</b>
Hospital, Clinics, First Aid		ISSUED AND UNISSUED		Transfer From Taxes	<b>177,863.14</b>
Animal, Insect, & Rodent Control	<b>6,000.00</b>	School	<b>1,064,393</b>	Redeemed	<b>156,942.47</b>
Other Welfare Services		Self-Liquidating		Cancelled, Abated or Adjusted	<b>186,200.07</b>
<b>RECREATION and CONSERVATION</b>		Other	<b>5,561,000</b>	Transfers to Foreclosed Property	
Beeches and Boardwalks		Total	<b>6,625,393</b>	Ending Balance	<b>907,864.16</b>
Perks, Playgrounds, Shade Trees	<b>19,805.00</b>	<b>ISSUED AND OUTSTANDING</b>		<b>PROPERTY ACQUIRED BY DEED OR FORECLOSURE</b>	
Land Reclamation & Conservation		School	<b>1,064,393.95</b>	Beginning Balance	<b>549,950.00</b>
Other Recreational Services	<b>14,500.00</b>	Self-Liquidating		Transfers From Taxes or Liens	
<b>EDUCATION (excluding schools)</b>		Other	<b>5,559,000.00</b>	Sale for Cash	
Libraries	<b>46,786.00</b>	Total	<b>6,623,393.95</b>	Cancelled, Abated or Adjusted	
Other Educational Services		<b>EQUALIZED VALUATION BASIS</b>		Ending Balance	<b>549,950.00</b>
<b>STATUTORY EXPENDITURES</b>		FOR NET DEBT COMPUTATION	<b>445,732,941</b>	<b>CURRENT FINANCES ENDING BALANCE</b>	
Pensions & F. I. C. A.	<b>399,954.00</b>	<b>REAL PROPERTY VALUATIONS</b>		<b>ASSETS</b>	
Employee Fringe Benefits	<b>540,000.00</b>	Code Class # of Parcels % VAL'N	<b>ASSESSED VALUATION</b>	Cash	<b>4,898,756.16</b>
Other Statutory Expenditures		1 Vacant Land 611 2.99	<b>5,914,500.00</b>	Texas Receivable	<b>1,034,343.80</b>
<b>MUNICIPAL FUNCTIONS</b>		2 Residential 4047 69.43	<b>196,891,000.00</b>	Tax Title Liens	<b>907,864.16</b>
<b>CAPITAL IMPROVEMENTS</b>	<b>TOTAL 5,606,347.35</b>	3 Farm		Foreclosed Property	<b>549,950.00</b>
<b>DEBT SERVICE</b>	<b>*MEMO* 45,000.00</b>	4a Commercial 148 7.41	<b>21,015,600.00</b>	Emergencies & Other Deferred Charges	
Principal Payments	<b>735,000.00</b>	4b Industrial 6 .99	<b>2,796,600.00</b>	State and Federal Aid Receivable	<b>5,056.50</b>
Interest Payments	<b>351,070.83</b>	4c Apartments 25 20.08	<b>56,950,200.00</b>	Other Receivables	<b>395,536.87</b>
<b>DEFERRED CHARGES</b>	<b>27,857.66</b>	Total 4837	<b>283,567,900.00</b>	Total	<b>7,791,507.49</b>
SCHOOL, COUNTY, SPECIAL DISTRICT TAXES	<b>11,652,144.62</b>	Land Area 3.82 Sq. Miles		<b>LIABILITIES, RESERVES, AND SURPLUS</b>	
RESERVE FOR UNCOLLECTED TAXES	<b>1,566,156.51</b>	Net Valuation Taxable-Municipal	<b>285,404,200</b>	Cash Liabilities	<b>3,401,040.12</b>
<b>EXPENDITURES</b>	<b>TOTAL 19,936,576.97</b>	Net Valuation Taxable-County	<b>431,182,647</b>	Reserves for Receivables	<b>2,887,694.83</b>
		State Equalized Valuation	<b>443,944,033</b>	Surplus	<b>1,502,772.54</b>
		State Equalization Ratio	<b>64.14</b>	Total	<b>7,791,507.49</b>

\*Includes County Health Service Taxes or County Open Space Tax. See Table 13.

Population 1990 6,866  
 Population 1994 6,986  
 S & P Rating  
 Moody Rating AAA

General Tax Rate Per \$100. 2.72  
 State Equalized Tax Rate 2.81

**LINWOOD CITY - ATLANTIC COUNTY**  
 Form of Government:  
**City Charter Act (P.L. 1897 c. 30)**  
 Number of Members on Governing Body - 7

PER CAPITA: Gross Debt 2,888.78 PER CENT: Gross Debt 4.15  
 Net Debt 802.92 Net Debt 1.15  
 Debt Service 260.54 Tax Levy Collected 97.52  
 Total Tax Levy 1,955.21 Tax Levy Cancelled, Abated or Adjusted  
 Municipal Expenditures 990.19 .51

EXPENDITURES-CURRENT YEAR		REVENUES REALIZED-CURRENT YEAR		PROPERTY TAXES-CURRENT YEAR	
<b>GENERAL GOVERNMENT</b>		<b>REVENUES REALIZED-CURRENT YEAR</b>		<b>STATE EQUALIZED TAX RATE</b>	
Governing Body & Public Boards		Property Taxes Collected	13,319,788.41	Local District School Taxes	.96 4,669,552.50
Municipal Clerk		Payments in Lieu of Taxes		Regional & Consolidated School Tax	.49 2,366,705.64
Financial Administration	64,341.07	Delinquent Tax & Lien Collections	228,839.17	School Taxes in Municipal Budget	.18 868,251.88
Assessment of Taxes	16,371.24	Business Personality Replacement Taxes	40,940.28	County Taxes	.51 * 2,466,246.06
Collection of Taxes	68,632.75	Taxes from Public Utilities	442,121.00	County Library Taxes	
Planning, Housing & Development	17,291.86	Other Miscellaneous Tax Revenues		Local Municipal Purpose Taxes	.67 3,265,060.34
Human Resources	79,847.00	State Aid Revenues	480,409.59	Veteran & Senior Citizen Taxes	
Elections	3,520.00	Federal Aid Revenues		Total Taxes for Rate Computation	2.81 13,687,516.42
General Administration (other)	555,765.68			Special District Taxes	
<b>JUDICIARY</b>		Sale of Acquired Property		Bank Corp. Taxes	
Municipal Courts	66,522.00	Other Miscellaneous Revenues	1,851,418.17	Added and Omitted Taxes	
<b>PUBLIC SAFETY</b>		Total	16,363,516.62	Total Taxes Levied - ABSTRACT	13,659,114.00
Fire Protection	303,049.53	Prior Years Surplus Appropriated	326,000.00	Total Taxes Billed	13,659,114.00
Police Protection	1,023,230.58	<b>REVENUES TOTAL</b>	16,689,516.62	<b>TAXES COLLECTED</b>	13,319,788.41
Civil Defense & Disaster Control	2,827.00	Reserve For Uncollected Taxes	518,265.90	Taxes Cancelled, Abated or Adjusted	70,263.53
Environmental Inspection & Control	63,588.99	<b>CAPITAL OUTLAY TOTAL</b>	1,163,542.56	Transfer to Tax Title Liens or Foreclosed	6,298.30
Other Public Safety				Ending Balance	262,763.76
<b>PUBLIC WORKS</b>		Public Enterprises		<b>PRIOR YEARS TAXES OUTSTANDING</b>	
Streets and Drainage	615,553.07	Recreation-Culture	166,054.80	Beginning Balance	269,948.65
Sewers and Sewage Processing	408,226.90	Public Works	136,099.52	Collected	224,726.29
Garbage and Trash Disposal	410,380.00	Buildings and Grounds	861,388.24	Cancelled, Abated or Adjusted	
Public Buildings and Grounds	7,290.00	Library and Education		Transfers to Tax Title Liens or Foreclosed	
Other Public Works	29,717.28	Conservation		Ending Balance	45,222.36
<b>HEALTH and WELFARE</b>		All Other		<b>TAX TITLE LIENS OUTSTANDING</b>	
Health Services Except Environmental				Beginning Balance	35,131.41
Welfare-Public Assistance	6,363.28	<b>CAPITAL DEBT AUTHORIZED, ENDING BALANCE</b>		Transfer From Taxes	6,298.30
Hospital, Clinics, First Aid		ISSUED AND UNISSUED		Redeamed	4,112.88
Animal, Insect, & Rodent Control	5,383.28	School	15,447,000	875,166	
Other Welfare Services		Self-Liquidating		NET DEBT	
<b>RECREATION and CONSERVATION</b>		Other	4,734,000	4,734,000	
Beaches and Boardwalks		Total	20,181,000	5,609,166	
Parks, Playgrounds, Shade Trees	14,033.25	<b>ISSUED AND OUTSTANDING</b>			
Land Reclamation & Conservation		School	15,447,000.00		
Other Recreational Services		Self-Liquidating			
<b>EDUCATION (excluding schools)</b>		Other	4,734,000.00		
Libraries	169,000.00	Total	20,181,000.00		
Other Educational Services	500.00	<b>EQUALIZED VALUATION BASIS</b>			
<b>STATUTORY EXPENDITURES</b>		FOR NET DEBT COMPUTATION	485,727,778		
Pensions & F. I. C. A.	321,665.83	<b>REAL PROPERTY VALUATIONS</b>			
Employee Fringe Benefits	315,857.95	Code Class # of Parcels % VAL'N			
Other Statutory Expenditures	2,100.00	1 Vacant Land 305 3.98	19,380,500.00		
<b>MUNICIPAL FUNCTIONS TOTAL</b>	4,571,058.54	2 Residential 2458 80.85	403,752,700.00		
<b>CAPITAL IMPROVEMENTS *MEMO*</b>	15,000.00	3 Farm 6 .14	659,000.00		
<b>DEBT SERVICE</b>		4a Commercial 126 15.04	75,117,800.00		
Principal Payments	950,000.00	4b Industrial			
Interest Payments	870,130.78	4c Apartments			
<b>TYPE I SCHL DEBT *MEMO</b>	942,303.52	Total	2895	499,410,000.00	
<b>DEFERRED CHARGES</b>	8,000.00	Land Area 3.80 Sq. Miles			
<b>SCHOOL, COUNTY, SPECIAL DISTRICT TAXES</b>	10,370,756.08	Net Valuation Taxable-Municipal	500,895,505		
<b>RESERVE FOR UNCOLLECTED TAXES</b>	518,265.90	Net Valuation Taxable-County	491,059,781		
<b>EXPENDITURES TOTAL</b>	17,288,211.30	State Equalized Valuation	484,941,459		
		State Equalization Ratio	103.30		
				<b>LIABILITIES, RESERVES, AND SURPLUS</b>	
				Cash Liabilities	586,057.69
				Reserves for Receivables	728,097.65
				Surplus	1,060,988.88
				Total	2,375,144.22

\*Includes County Health Service Taxes or County Open Space Tax. See Table 13.

1516

Population 1990 13,333  
 Population 1994 14,028  
 S & P Rating  
 Moody Rating

General Tax Rate Per \$100. 2.42  
 State Equalized Tax Rate 2.52

LITTLE EGG HARBOR TWP. - OCEAN CO.

Form of Government:  
 Township Committee  
 Number of Members on Governing Body - 3

PER CAPITA:  
 Gross Debt 779.48  
 Net Debt 758.96  
 Debt Service 73.04  
 Total Tax Levy 1,561.50  
 Municipal Expenditures 790.41

PER CENT:  
 Gross Debt 1.62  
 Net Debt 1.25  
 Tax Levy Collected 89.07  
 Tax Levy Cancelled, Abated or Adjusted .79

EXPENDITURES-CURRENT YEAR		REVENUES REALIZED-CURRENT YEAR		PROPERTY TAXES-CURRENT YEAR	
<b>GENERAL GOVERNMENT</b>		<b>REVENUES REALIZED-CURRENT YEAR</b>		<b>PROPERTY TAXES-CURRENT YEAR</b>	
Governing Body & Public Boards		Property Taxes Collected 19,519,616.11		STATE EQUALIZED TAX RATE	
Municipal Clerk		Payments in Lieu of Taxes		Local District School Taxes .87 5,583,096.00	
Financial Administration 211,500.00		Delinquent Tax & Lien Collections 2,126,159.76		Regional & Consolidated School Tax .71 5,951,866.09	
Assessment of Taxes 155,073.00		Business Personality Replacement Taxes 23,647.00		School Taxes in Municipal Budget	
Collection of Taxes 135,190.00		Taxes from Public Utilities 1,024,824.00		County Taxes .46 * 3,886,527.05	
Planning, Housing & Development 185,548.00		Other Miscellaneous Tax Revenues		County Library Taxes .04 334,880.39	
Human Resources 213,286.00		State Aid Revenues 1,014,036.37		Local Municipal Purpose Taxes .65 5,431,654.54	
Elections 2,500.00		Federal Aid Revenues		Veteran & Senior Citizen Taxes 210,950.00	
General Administration (other) 971,060.00		Sale of Acquired Property		Total Taxes for Rate Computation 2.53 21,398,974.07	
<b>JUDICIARY</b>		Other Miscellaneous Revenues 1,033,033.02		Special District Taxes 514,304.65	
Municipal Courts 201,568.63		Total 24,741,316.26		Bank Corp. Taxes	
<b>PUBLIC SAFETY</b>		Prior Years Surplus Appropriated 600,000.00		Added and Omitted Taxes 202,365.64	
Fire Protection 6,828.00		REVENUES TOTAL 25,341,316.26		Total Taxes Levied - ABSTRACT 21,904,694.36	
Police Protection 1,891,081.00		Reserve For Uncollected Taxes 2,169,435.65		Total Taxes Billed 21,914,161.66	
Civil Defense & Disaster Control 4,000.00		<b>CAPITAL OUTLAY TOTAL 725,906.48</b>		TAXES COLLECTED 19,519,616.11	
Environmental Inspection & Control 66,440.00		Public Enterprises		Taxes Cancelled, Abated or Adjusted 173,055.37	
Other Public Safety		Recreation-Culture		Transfer to Tax Title Liens or Foreclosed 308,261.78	
<b>PUBLIC WORKS</b>		Public Works 680,394.37		Ending Balance 1,913,228.60	
Streets and Drains 590,205.78		Buildings and Grounds 45,094.61		<b>PRIOR YEARS TAXES OUTSTANDING</b>	
Sewers and Sewage Processing 151,218.00		Library and Education 417.50		Beginning Balance 1,563,699.11	
Garbage and Trash Disposal 1,201,245.00		Conservation		Collected 1,351,225.65	
Public Buildings and Grounds 47,300.00		All Other		Cancelled, Abated or Adjusted 126,687.30	
Other Public Works 69,000.00		<b>CAPITAL DEBT AUTHORIZED, ENDING BALANCE</b>		Transfers to Tax Title Liens or Foreclosed 49,366.09	
<b>HEALTH and WELFARE</b>		ISSUED AND UNISSUED GROSS DEBT NET DEBT		Ending Balance 36,420.07	
Health Services Except Environmental 33,613.00		School 3,093,407		TAX TITLE LIENS OUTSTANDING	
Welfare-Public Assistance 64,100.00		Self-Liquidating 10,646,698		Beginning Balance 1,457,679.60	
Hospital, Clinics, First Aid 1,000.00		Other 13,740,106		Transfer From Taxes 371,154.29	
Animal, Insect, & Rodent Control 63,500.00		Total 12,965,245.35		Redeemed 774,934.11	
Other Welfare Services		EQUALIZED VALUATION BASIS FOR NET DEBT COMPUTATION 849,307,932		Cancelled, Abated or Adjusted 71,064.18	
<b>RECREATION and CONSERVATION</b>		ISSUED AND OUTSTANDING		Transfers to Foreclosed Property 982,835.60	
Beaches and Boardwalks		School 3,093,407.82		PROPERTY ACQUIRED BY DEED OR FORECLOSURE	
Perks, Playgrounds, Shade Tree		Self-Liquidating 9,871,837.53		Beginning Balance 965,800.00	
Land Reclamation & Conservation 13,557.47		Other 12,965,245.35		Transfers From Taxes or Liens	
Other Recreational Services 24,000.00		REAL PROPERTY VALUATIONS		Sale for Cash	
<b>EDUCATION (excluding schools)</b>		Code Class # of Parcels % VAL'N ASSESSED VALUATION		Cancelled, Abated or Adjusted 965,800.00	
Libraries		1 Vacant Land 2756 14.12 121,820,560.00		Ending Balance 965,800.00	
Other Educational Services		2 Residential 7145 79.48 685,515,100.00		<b>CURRENT FINANCES ENDING BALANCE ASSETS</b>	
<b>STATUTORY EXPENDITURES</b>		3 Farm 3 .02 152,689.00		Cash 2,418,317.57	
Pensions & F. I. C. A. 359,201.00		4a Commercial 143 5.91 50,961,400.00		Taxes Receivable 1,949,648.67	
Employee Fringe Benefits 1,093,560.00		4b Industrial 2 .04 312,000.00		Tax Title Liens 982,835.60	
Other Statutory Expenditures 15,000.00		4c Apartments 2 .43 3,711,900.00		Foreclosed Property 965,800.00	
<b>MUNICIPAL FUNCTIONS TOTAL 7,780,574.88</b>		Total 10051 862,473,649.00		Emergencies & Other Deferred Charges	
<b>CAPITAL IMPROVEMENTS *MEMO* 50,000.00</b>		Land Area 49.50 Sq. Miles		State and Federal Aid Receivable 13,081.24	
<b>DEBT SERVICE</b>		Net Valuation Taxable-Municipal 872,467,662		Other Receivables 195,710.98	
Principal Payments 505,241.13		Net Valuation Taxable-County 858,725,120		Total 6,525,394.06	
Interest Payments 519,365.00		State Equalized Valuation 837,465,613		<b>LIABILITIES, RESERVES, AND SURPLUS</b>	
<b>DEFERRED CHARGES 113,261.62</b>		State Equalization Ratio 104.23		Cash Liabilities 1,606,592.20	
SCHOOL, COUNTY, SPECIAL DISTRICT TAXES 16,270,674.18				Reserves for Receivables 4,093,995.25	
RESERVE FOR UNCOLLECTED TAXES 2,169,435.65				Surplus 824,806.61	
<b>EXPENDITURES TOTAL 27,358,552.46</b>				Total 6,525,394.06	

\*Includes County Health Service Taxes or County Open Space Tax. See Table 13.

Population 1990 11,294  
 Population 1994 11,612  
 S & P Rating AAA  
 Moody Rating AAA

General Tax Rate Per \$100. 2.19  
 State Equalized Tax Rate 1.74

LITTLE FALLS TOWNSHIP - PASSAIC CO.

Form of Government:

Township Committee

Number of Members on Governing Body - 5

PER CAPITA: Gross Debt 1,112.81 PER CENT. Gross Debt 1.42  
 Net Debt 1,042.25 Net Debt 1.33  
 Debt Service 91.61 Tax Levy Collected 97.28  
 Total Tax Levy 1,354.82 Tax Levy Cancelled, Abated or Adjusted .73  
 Municipal Expenditures 661.88

EXPENDITURES-CURRENT YEAR		REVENUES REALIZED-CURRENT YEAR		PROPERTY TAXES-CURRENT YEAR	
<b>GENERAL GOVERNMENT</b>				<b>STATE EQUALIZED TAX RATE</b>	
Governing Body & Public Boards		Property Taxes Collected	15,354,605.00	Local District School Taxes	.35 4,934,294.00
Municipal Clerk	17,045.00	Payments In Lieu of Taxes		Regional & Consolidated School Tax	.35 3,180,193.72
Financial Administration	127,900.00	Delinquent Tax & Lien Collections	331,362.00	School Taxes in Municipal Budget	
Assessment of Taxes	46,214.00	Business Personality Replacement Taxes	218,459.00	County Taxes	.50 4,520,516.90
Collection of Taxes	73,312.00	Taxes from Public Utilities	866,148.00	County Library Taxes	
Planning, Housing & Development	21,901.00	Other Miscellaneous Tax Revenues		Local Municipal Purpose Taxes	.34 3,065,469.00
Human Resources	167,303.00	State Aid Revenues	612,098.00	Veteran & Senior Citizen Taxes	
Elections	3,800.00	Federal Aid Revenues		Total Taxes for Rate Computation	1.74 15,818,673.62
General Administration (other)	683,948.00			Special District Taxes	
<b>JUDICIARY</b>		Sale of Acquired Property		Bank Corp. Taxes	
Municipal Courts	87,000.00	Other Miscellaneous Revenues	597,943.00	Added and Omitted Taxes	31,673.00
<b>PUBLIC SAFETY</b>		Total	17,980,615.00	Total Taxes Levied - ABSTRACT	15,732,146.62
Fire Protection	295,251.00	Prior Years Surplus Appropriated	1,889,180.00	Total Taxes Billed	15,783,777.00
Police Protection	1,380,705.00	TOTAL	19,869,795.00	TAXES COLLECTED	15,354,605.00
Civil Defense & Disaster Control	3,300.00	Reserve For Uncollected Taxes	661,489.00	Taxes Cancelled, Abated or Adjusted	115,242.00
Environmental Inspection & Control	64,220.00			Transfer to Tax Title Liens or Foreclosed	37,085.00
Other Public Safety		<b>CAPITAL OUTLAY</b>	<b>TOTAL</b>	Ending Balance	246,790.00
<b>PUBLIC WORKS</b>			693,686.00	<b>PRIOR YEARS TAXES OUTSTANDING</b>	
Streets and Drainage	97,795.00	Public Enterprises		Beginning Balance	279,931.00
Sewers and Sewage Processing	450,844.00	Recreation-Culture	10,588.00	Collected	261,934.00
Garbage and Trash Disposal	646,000.00	Public Works	557,622.00	Cancelled, Abated or Adjusted	7,408.00
Public Buildings and Grounds	7,250.00	Buildings and Grounds	125,476.00	Transfers to Tax Title Liens or Foreclosed	
Other Public Works	530,650.00	Library and Education		Ending Balance	10,589.00
<b>HEALTH and WELFARE</b>		Conservation		<b>TAX TITLE LIENS OUTSTANDING</b>	
Health Services Except Environmental	44,599.00	All Other		Beginning Balance	286,193.00
Welfare-Public Assistance	4,200.00			Transfer From Taxes	37,085.00
Hospital, Clinics, First Aid		<b>CAPITAL DEBT AUTHORIZED, ENDING BALANCE</b>		Redeemed	69,428.00
Animal, Insect, & Rodent Control	1,500.00	<b>ISSUED AND UNISSUED</b>	<b>GROSS DEBT</b>	Cancelled, Abated or Adjusted	
Other Welfare Services		School	754,151	Transfers to Foreclosed Property	4,452.00
<b>RECREATION and CONSERVATION</b>		Sell-Liquidating		Ending Balance	249,398.00
Beeches and Boardwalks		Other	12,167,800	<b>PROPERTY ACQUIRED BY DEED OR</b>	
Parks, Playgrounds, Shade Trees	9,220.00	Total	12,921,951	<b>FORECLOSURE</b>	
Land Reclamation & Conservation	83,982.00	<b>ISSUED AND OUTSTANDING</b>		Beginning Balance	58,028.00
Other Recreational Services	127,980.00	School		Transfers From Taxes or Liens	4,452.00
<b>EDUCATION (excluding schools)</b>		Sell-Liquidating		Sale for Cash	
Libraries	300,746.00	Other		Cancelled, Abated or Adjusted	
Other Educational Services		Total	9,607,000.00	Ending Balance	62,480.00
<b>STATUTORY EXPENDITURES</b>		<b>EQUALIZED VALUATION BASIS</b>		<b>CURRENT FINANCES ENDING BALANCE</b>	
Pensions & F. I. C. A.	303,949.00	<b>FOR NET DEBT COMPUTATION</b>	909,297,471	<b>ASSETS</b>	
Employee Fringe Benefits	362,720.00	<b>REAL PROPERTY VALUATIONS</b>		Cash	1,948,249.00
Other Statutory Expenditures	10,000.00	<b>Code</b>	<b>Class</b>	<b># of Parcels</b>	<b>% VAL'N</b>
<b>MUNICIPAL FUNCTIONS</b>	<b>TOTAL</b>	1	Veget Land	309	4.23
<b>CAPITAL IMPROVEMENTS</b>	<b>*MEMO*</b>	2	Residential	3526	69.87
<b>DEBT SERVICE</b>	50,000.00	3	Farm		
Principal Payments	395,000.00	4a	Commercial	177	14.42
Interest Payments	668,771.00	4b	Industrial	47	4.61
<b>DEFERRED CHARGES</b>	7,174.00	4c	Apertments	11	6.87
SCHOOL, COUNTY, SPECIAL DISTRICT TAXES	12,635,004.62	Total	4070		
RESERVE FOR UNCOLLECTED TAXES	661,489.00	Land Area	2.80	Sq. Miles	
<b>EXPENDITURES</b>	<b>TOTAL</b>	Net Valuation Taxable-Municipal	716,002,248		
	20,320,772.62	Net Valuation Taxable-County	909,561,347		
		State Equalized Valuation	900,467,814		
		State Equalization Ratio	79.27		

\*Includes County Health Service Taxes or County Open Space Tax. See Table 13.

0230

Population 1990 9,989  
 Population 1994 10,079  
 S & P Rating  
 Moody Rating A

General Tax Rate Per \$100. 2.15  
 State Equalized Tax Rate 2.06

**LITTLE FERRY BORO. - BERGEN CO.**  
 Form of Government:  
**Borough Council**  
 Number of Members on Governing Body - 6

PER CAPITA:  
 Gross Debt 622.72  
 Net Debt 551.14  
 Debt Service 59.06  
 Total Tax Levy 1,315.50  
 Municipal Expenditures 801.35

PER CENT:  
 Gross Debt 1.00  
 Net Debt .89  
 Tax Levy Collected 96.96  
 Tax Levy Cancelled, Abated or Adjusted .38

EXPENDITURES-CURRENT YEAR		REVENUES REALIZED-CURRENT YEAR		PROPERTY TAXES-CURRENT YEAR	
<b>GENERAL GOVERNMENT</b>		<b>REVENUES REALIZED-CURRENT YEAR</b>		<b>PROPERTY TAXES-CURRENT YEAR</b>	
Governing Body & Public Boards		Property Taxes Collected	12,859,019.00	STATE EQUALIZED TAX RATE	
Municipal Clerk		Payments in Lieu of Taxes		Local District School Taxes	1.06 6,804,705.00
Financial Administration	30,700.00	Delinquent Tax & Lien Collections	255,473.00	Regional & Consolidated School Tax	
Assessment of Taxes	24,962.00	Business Personality Replacement Taxes	109,757.00	School Taxes in Municipal Budget	
Collection of Taxes	47,834.00	Taxes from Public Utilities	574,038.00	County Taxes	.27 * 1,716,527.34
Planning, Housing & Development	13,769.00	Other Miscellaneous Tax Revenues		County Library Taxes	
Human Resources	99,696.00	State Aid Revenues	1,061,146.00	Local Municipal Purpose Taxes	.73 4,737,537.00
Elections	3,172.00	Federal Aid Revenues	54,641.00	Veteran & Senior Citizen Taxes	77,300.00
General Administration (other)	726,575.00			Total Taxes for Rate Computation	2.06 13,336,069.34
<b>JUDICIARY</b>		Sale of Acquired Property		Special District Taxes	
Municipal Courts	76,985.00	Other Miscellaneous Revenues	656,098.00	Bank Corp. Taxes	
<b>PUBLIC SAFETY</b>		Total	15,570,172.00	Added and Omitted Taxes	189.00
Fire Protection	177,302.00	Prior Years Surplus Appropriated	610,000.00	Total Taxes Levied - ABSTRACT	13,258,958.34
Police Protection	1,745,019.00	REVENUES TOTAL	16,180,172.00	Total Taxes Billed	13,262,586.00
Civil Defense & Disaster Control		Reserve For Uncollected Taxes	657,326.00	TAXES COLLECTED	12,859,019.00
Environmental Inspection & Control	58,456.00			Taxes Cancelled, Abated or Adjusted	50,751.00
Other Public Safety		<b>CAPITAL OUTLAY TOTAL</b>	<b>445,495.00</b>	Transfer to Tax Title Liens or Foreclosed	
<b>PUBLIC WORKS</b>				Ending Balance	352,816.00
Streets and Drainage	640,793.00	Public Enterprises		<b>PRIOR YEARS TAXES OUTSTANDING</b>	
Sewers and Sewage Processing	60,775.00	Recreation-Culture	2,363.00	Beginning Balance	309,223.00
Garbage and Trash Disposal	675,650.00	Public Works	186,450.00	Collected	255,473.00
Public Buildings and Grounds	69,622.00	Buildings and Grounds	256,682.00	Cancelled, Abated or Adjusted	
Other Public Works	972,696.00	Library and Education		Transfers to Tax Title Liens or Foreclosed	
<b>HEALTH and WELFARE</b>		Conservation		Ending Balance	53,750.00
Health Services Except Environmental	45,042.00	All Other		<b>TAX TITLE LIENS OUTSTANDING</b>	
Welfare-Public Assistance	8,218.00			Beginning Balance	205,634.00
Hospital, Clinics, First Aid		<b>CAPITAL DEBT AUTHORIZED, ENDING BALANCE</b>		Transfer From Taxes	
Animal, Insect, & Rodent Control	2,176.00	ISSUED AND UNISSUED		Redeemed	
Other Welfare Services		School	575,000	Cancelled, Abated or Adjusted	
<b>RECREATION and CONSERVATION</b>		Self-Liquidating		Transfers to Foreclosed Property	
Beaches and Boardwalks		Other	5,701,377	Ending Balance	205,634.00
Perks, Playgrounds, Shade Trees	41,732.00	Total	6,276,377	<b>PROPERTY ACQUIRED BY DEED OR FORECLOSURE</b>	
Land Reclamation & Conservation	41,422.00	<b>ISSUED AND OUTSTANDING</b>		Beginning Balance	13,455.00
Other Recreational Services	58,989.00	School	575,000.00	Transfers From Taxes or Liens	
<b>EDUCATION (excluding schools)</b>		Self-Liquidating		Sale for Cash	
Libraries	240,165.00	Other	4,152,950.00	Cancelled, Abated or Adjusted	
Other Educational Services		Total	4,727,950.00	Ending Balance	13,455.00
<b>STATUTORY EXPENDITURES</b>		<b>EQUALIZED VALUATION BASIS FOR NET DEBT COMPUTATION</b>	<b>625,790,553</b>	<b>CURRENT FINANCES ENDING BALANCE</b>	
Pensions & F. I. C. A.	318,048.00	<b>REAL PROPERTY VALUATIONS</b>		ASSETS	
Employee Fringe Benefits	502,750.00	Code Class # of Parcels % VAL'N	ASSESSED VALUATION	Cash	2,110,226.00
Other Statutory Expenditures		1 Vacant Land 58 1.12	6,751,200.00	Taxes Receivable	406,566.00
<b>MUNICIPAL FUNCTIONS TOTAL</b>	<b>6,682,548.00</b>	2 Residential 2245 59.92	362,562,700.00	Tax Title Liens	205,634.00
<b>CAPITAL IMPROVEMENTS *MEMO*</b>	<b>59,575.00</b>	3 Farm		Foreclosed Property	13,455.00
<b>DEBT SERVICE</b>		4a Commercial 117 12.14	73,429,200.00	Emergencies & Other Deferred Charges	241,652.00
Principal Payments	360,000.00	4b Industrial 81 14.81	89,641,700.00	State and Federal Aid Receivable	43,905.00
Interest Payments	235,296.00	4c Apartments 24 12.01	72,693,700.00	Other Receivables	49,320.00
		Total 2525	605,078,500.00	Total	3,070,758.00
<b>DEFERRED CHARGES</b>	<b>141,596.00</b>	Land Area 1.50 Sq. Miles		<b>LIABILITIES, RESERVES, AND SURPLUS</b>	
SCHOOL, COUNTY, SPECIAL DISTRICT TAXES	8,521,232.34	Net Valuation Taxable-Municipal	616,855,671	Cash Liabilities	1,351,086.00
RESERVE FOR UNCOLLECTED TAXES	657,326.00	Net Valuation Taxable-County	622,045,315	Reserves for Receivables	674,975.00
<b>EXPENDITURES TOTAL</b>	<b>16,597,998.34</b>	State Equalized Valuation	644,373,616	Surplus	1,044,697.00
		State Equalization Ratio	95.65	Total	3,070,758.00

\*Includes County Health Service Taxes or County Open Space Tax. See Table 13.

Population 1990 5,721  
 Population 1994 5,972  
 S & P Rating  
 Moody Rating A1

General Tax Rate Per \$100 2.31  
 State Equalized Tax Rate 2.34

LITTLE SILVER BORO. - MONMOUTH CO.

Form of Government:

Borough Council

Number of Members on Governing Body - 6

PER CAPITA: PER CENT:  
 Gross Debt 1,679.25 Gross Debt 1.79  
 Net Debt 898.32 Net Debt .96  
 Debt Service 121.57 Tax Levy Collected 98.12  
 Total Tax Levy 2,256.53 Tax Levy Cancelled, Abated  
 Municipal Expenditures 884.06 or Adjusted

EXPENDITURES-CURRENT YEAR		REVENUES REALIZED-CURRENT YEAR		PROPERTY TAXES-CURRENT YEAR	
<b>GENERAL GOVERNMENT</b>		<b>REVENUES REALIZED-CURRENT YEAR</b>		<b>PROPERTY TAXES-CURRENT YEAR</b>	
Governing Body & Public Boards		Property Taxes Collected	13,222,538.81	STATE EQUALIZED TAX RATE	
Municipal Clerk		Payments in Lieu of Taxes		Local District School Taxes	.87 4,962,502.00
Financial Administration	91,395.00	Delinquent Tax & Lien Collections	264,249.11	Regional & Consolidated School Tax	.45 2,575,396.12
Assessment of Taxes	36,306.00	Business Personalty Replacement Taxes	47,268.48	School Taxes in Municipal Budget	
Collection of Taxes	43,198.00	Taxes from Public Utilities	486,764.00	County Taxes	.46 * 2,613,368.50
Planning, Housing & Development	30,815.00	Other Miscellaneous Tax Revenues		County Library Taxes	.02 111,264.10
Human Resources	45,505.00	State Aid Revenues	302,439.05	Local Municipal Purpose Taxes	.55 3,131,473.67
Elections	2,250.00	Federal Aid Revenues		Veteran & Senior Citizen Taxes	26,550.00
General Administration (other)	354,879.00			Total Taxes for Rate Computation	2.35 13,420,554.39
<b>JUDICIARY</b>		Sale of Acquired Property		Special District Taxes	
Municipal Courts	51,224.00	Other Miscellaneous Revenues	426,259.64	Bank Corp. Taxes	
<b>PUBLIC SAFETY</b>		Total	14,749,519.09	Added and Omitted Taxes	81,968.15
Fire Protection	118,119.00	Prior Years Surplus Appropriated	785,000.00	Total Taxes Levied - ABSTRACT	13,475,972.54
Police Protection	980,261.00	<b>REVENUES TOTAL</b>	15,534,519.09	Total Taxes Billed	13,475,972.54
Civil Defense & Disaster Control	1,000.00	Reserve For Uncollected Taxes	847,854.00	<b>TAXES COLLECTED</b>	13,222,538.81
Environmental Inspection & Control	7,850.00	<b>CAPITAL OUTLAY TOTAL</b>	387,061.54	Taxes Cancelled, Abated or Adjusted	
Other Public Safety		Public Enterprises		Transfer to Tax Title Liens or Foreclosed	
<b>PUBLIC WORKS</b>		Recreation-Culture	43,422.23	Ending Balance	253,433.73
Streets and Drainage	334,865.58	Public Works	288,035.31	<b>PRIOR YEARS TAXES OUTSTANDING</b>	
Sewers and Sewage Processing	332,500.00	Buildings and Grounds	55,604.00	Beginning Balance	278,353.65
Garbage and Trash Disposal	442,897.00	Library and Education		Collected	264,249.11
Public Buildings and Grounds	63,000.00	Conservation		Cancelled, Abated or Adjusted	
Other Public Works	29,150.00	All Other		Transfers to Tax Title Liens or Foreclosed	
<b>HEALTH and WELFARE</b>		<b>CAPITAL DEBT AUTHORIZED, ENDING BALANCE</b>		Ending Balance	14,104.54
Health Services Except Environmental	41,080.00	ISSUED AND UNISSUED		<b>TAX TITLE LIENS OUTSTANDING</b>	
Welfare-Public Assistance	3,225.00	School	4,663,711	Beginning Balance	1,625.81
Hospital, Clinics, First Aid		Self-Liquidating		Transfer From Taxes	
Animal, Insect, & Rodent Control		Other	5,364,777	Redeemed	
Other Welfare Services		Total	10,028,489	Cancelled, Abated or Adjusted	
<b>RECREATION and CONSERVATION</b>		ISSUED AND OUTSTANDING		Transfers to Foreclosed Property	
Beaches and Boardwalks		School	4,663,711.31	Ending Balance	1,625.81
Parks, Playgrounds, Shade Trees	14,590.00	Self-Liquidating		<b>PROPERTY ACQUIRED BY DEED OR</b>	
Land Reclamation & Conservation	2,425.00	Other	3,093,400.00	<b>FORECLOSURE</b>	
Other Recreational Services	25,095.00	Total	7,757,111.31	Beginning Balance	10,150.00
<b>EDUCATION (excluding schools)</b>		<b>EQUALIZED VALUATION BASIS</b>		Transfers From Taxes or Liens	
Libraries	78,515.00	<b>FOR NET DEBT COMPUTATION</b>	559,360,717	Sale for Cash	
Other Educational Services		<b>REAL PROPERTY VALUATIONS</b>		Cancelled, Abated or Adjusted	
<b>STATUTORY EXPENDITURES</b>		Code Class # of Parcels % VAL'N ASSESSED VALUATION		Ending Balance	10,150.00
Pensions & F. I. C. A.	198,000.00	1 Vacant Land 153 3.06 17,649,700.00		<b>CURRENT FINANCES ENDING BALANCE</b>	
Employee Fringe Benefits	334,000.00	2 Residential 2101 87.79 506,511,700.00		<b>ASSETS</b>	
Other Statutory Expenditures		3 Farm 10 .25 1,451,200.00		Cash	4,736,025.96
<b>MUNICIPAL FUNCTIONS</b>		4a Commercial 140 8.90 51,359,000.00		Taxes Receivable	267,538.27
<b>CAPITAL IMPROVEMENTS</b>		4b Industrial		Tax Title Liens	1,625.81
<b>DEBT SERVICE</b>		4c Apartments		Foreclosed Property	10,150.00
Principal Payments	511,366.61	Total 2404 576,971,600.00		Emergencies & Other Deferred Charges	114,400.00
Interest Payments	214,658.49	Land Area 2.80 Sq. Miles		State and Federal Aid Receivable	
<b>DEFERRED CHARGES</b>		Net Valuation Taxable-Municipal	579,526,850	Other Receivables	57,953.43
<b>SCHOOL, COUNTY, SPECIAL DISTRICT TAXES</b>		Net Valuation Taxable-County	564,785,545	Total	5,187,693.47
<b>RESERVE FOR UNCOLLECTED TAXES</b>		State Equalized Valuation	571,392,478	<b>LIABILITIES, RESERVES, AND SURPLUS</b>	
<b>EXPENDITURES TOTAL</b>	3,662,144.58	State Equalization Ratio	101.43	Cash Liabilities	2,278,936.44
	* MEMO *			Reserves for Receivables	337,267.51
				Surplus	2,571,489.52
				Total	5,187,693.47

0710

Population 1990 26,609  
 Population 1994 26,240  
 S & P Rating  
 Moody Rating

General Tax Rate Per \$100.

8.58

State Equalized Tax Rate

2.40

## LIVINGSTON TOWNSHIP - ESSEX COUNTY

Form of Government:

Council-Manager Plan E (OMCL 50)

Number of Members on Governing Body - 5

PER CAPITA:

Gross Debt 1,164.44  
 Net Debt 878.10  
 Debt Service 75.66  
 Total Tax Levy 2,896.58  
 Municipal Expenditures 887.61

PER CENT:

Gross Debt .96  
 Net Debt .72  
 Tax Levy Collected 97.24  
 Tax Levy Cancelled, Abated or Adjusted .59

EXPENDITURES-CURRENT YEAR		REVENUES REALIZED-CURRENT YEAR			PROPERTY TAXES-CURRENT YEAR	
<b>GENERAL GOVERNMENT</b>		<b>REVENUES REALIZED-CURRENT YEAR</b>			<b>STATE EQUALIZED TAX RATE</b>	
Governing Body & Public Boards		Property Taxes Collected		Local District School Taxes	1.42	44,608,562.00
Municipal Clerk		Payments in Lieu of Taxes		Regional & Consolidated School Tax		
Financial Administration	221,453.00	Delinquent Tax & Lien Collections	1,760,124.23	School Taxes in Municipal Budget		
Assessment of Taxes	146,927.50	Business Personalty Replacement Taxes	406,901.40	County Taxes	.73 *	22,956,384.01
Collection of Taxes	153,362.00	Taxes from Public Utilities	2,282,829.00	County Library Taxes		
Planning, Housing & Development	116,795.00	Other Miscellaneous Tax Revenues		Local Municipal Purpose Taxes	.26	8,058,493.32
Human Resources	652,949.00	State Aid Revenues	1,577,244.39	Veteran & Senior Citizen Taxes		157,200.00
Elections	11,490.00	Federal Aid Revenues		Total Taxes for Rate Computation	2.41	75,780,639.33
General Administration (other)	2,583,439.50			Special District Taxes		
<b>JUDICIARY</b>		Sale of Acquired Property	100,000.00	Bank Corp. Taxes		
Municipal Courts	507,974.00	Other Miscellaneous Revenues	4,868,254.84	Added and Omitted Taxes		382,869.70
<b>PUBLIC SAFETY</b>		Total	84,983,305.27	Total Taxes Levied - ABSTRACT		76,006,309.03
Fire Protection	301,342.00	Prior Years Surplus Appropriated	6,262,279.00	Total Taxes Billed		76,088,611.24
Police Protection	3,650,087.00	<b>REVENUES TOTAL</b>	<b>91,245,584.27</b>	<b>TAXES COLLECTED</b>		<b>73,987,951.41</b>
Civil Defense & Disaster Control	4,219.00	Reserve For Uncollected Taxes	1,940,652.23	Taxes Cancelled, Abated or Adjusted		445,951.94
Environmental Inspection & Control	319,118.00	<b>CAPITAL OUTLAY TOTAL</b>	<b>1,601,832.85</b>	Transfer to Tax Title Liens or Foreclosed		145,448.16
Other Public Safety				Ending Balance		1,509,259.73
<b>PUBLIC WORKS</b>		Public Enterprises	52,988.41	<b>PRIOR YEARS TAXES OUTSTANDING</b>		
Streets and Drainage	1,164,421.38	Recreation-Culture	387,128.96	Beginning Balance		2,498,853.39
Sewers and Sewage Processing	1,826,700.00	Public Works	596,887.92	Collected		1,738,504.19
Garbage and Trash Disposal	2,596,162.00	Buildings and Grounds	493,881.78	Cancelled, Abated or Adjusted		
Public Buildings and Grounds	241,349.00	Library and Education	70,945.78	Transfers to Tax Title Liens or Foreclosed		
Other Public Works		Conservation		Ending Balance		760,349.19
<b>HEALTH and WELFARE</b>		All Other		<b>TAX TITLE LIENS OUTSTANDING</b>		
Health Services Except Environmental	440,339.00	<b>CAPITAL DEBT AUTHORIZED, ENDING BALANCE</b>		Beginning Balance		662,348.63
Welfare-Public Assistance	18,104.00	ISSUED AND UNISSUED		Transfer From Taxes		145,448.16
Hospital, Clinics, First Aid	28,000.00	School	7,080,000	Redeemed		21,620.04
Animal, Insect, & Rodent Control		Self-Liquidating	3,677,897	Cancelled, Abated or Adjusted		
Other Welfare Services	2,500.00	Other	19,796,952	Transfers to Foreclosed Property		
<b>RECREATION and CONSERVATION</b>		Total	30,554,850	Ending Balance		786,176.75
Beaches and Boardwalks		<b>ISSUED AND OUTSTANDING</b>		<b>PROPERTY ACQUIRED BY DEED OR FORECLOSURE</b>		
Parks, Playgrounds, Shade Trees	969,869.00	School	7,080,000.00	Beginning Balance		814,450.00
Land Reclamation & Conservation	6,595.00	Self-Liquidating	3,672,060.83	Transfers From Taxes or Liens		
Other Recreational Services	88,236.00	Other	19,796,951.09	Sale for Cash		
<b>EDUCATION (excluding schools)</b>		Total	30,549,011.92	Cancelled, Abated or Adjusted		550,000.00
Libraries	1,475,449.00	<b>EQUALIZED VALUATION BASIS FOR NET DEBT COMPUTATION</b>	<b>3,184,522,309</b>	Ending Balance		264,450.00
Other Educational Services		<b>REAL PROPERTY VALUATIONS</b>		<b>CURRENT FINANCES ENDING BALANCE</b>		
<b>STATUTORY EXPENDITURES</b>		<b>Code Class # of Parcels % VAL'N ASSESSED VALUATION</b>		<b>ASSETS</b>		
Pensions & F. I. C. A.	415,419.00	1 Vacant Land 337 3.06	26,825,900.00	Cash		7,100,475.26
Employee Fringe Benefits	947,795.00	2 Residential 8886 73.65	646,141,500.00	Taxes Receivable		2,269,608.92
Other Statutory Expenditures	42,000.00	3 Farm 9 .01	167,400.00	Tax Title Liens		786,176.75
<b>MUNICIPAL FUNCTIONS TOTAL</b>	<b>18,932,124.38</b>	4a Commercial 273 21.07	184,824,400.00	Foreclosed Property		264,450.00
<b>CAPITAL IMPROVEMENTS *MEMO*</b>	<b>408,261.25</b>	4b Industrial 50 2.21	19,366,300.00	Emergencies & Other Delerred Charges		5,579.28
<b>DEBT SERVICE</b>		4c Apartments		State and Federal Aid Receivable		439,361.64
Principal Payments	1,330,608.80	Total	9555	Other Receivables		3,429,672.45
Interest Payments	654,808.17			Total		14,295,324.30
<b>DEFERRED CHARGES</b>	<b>432,654.57</b>	Land Area 14.00 Sq. Miles		<b>LIABILITIES, RESERVES, AND SURPLUS</b>		
SCHOOL, COUNTY, SPECIAL DISTRICT TAXES	67,564,946.01	Net Valuation Taxable-Municipal	882,351,300	Cash Liabilities		2,490,866.74
RESERVE FOR UNCOLLECTED TAXES	1,940,652.23	Net Valuation Taxable-County	3,287,076,086	Reserves for Receivables		6,749,908.12
<b>EXPENDITURES TOTAL</b>	<b>90,855,794.16</b>	State Equalized Valuation	3,138,331,157	Surplus		5,054,549.44
		State Equalization Ratio	28.00	Total		14,295,324.30

\*Includes County Health Service Taxes or County Open Space Tax. See Table 13.

Population 1990 **380**  
 Population 1994 **379**  
 S & P Rating  
 Moody Rating

General Tax Rate Per \$100. **2.98**  
 State Equalized Tax Rate **2.90**

**LOCH ARBOUR VILLAGE - MONMOUTH CO.**

Form of Government:

**Village Board of Trustees**

Number of Members on Governing Body - 5

PER CAPITA:

Gross Debt **1,057.25**  
 Net Debt **884.26**  
 Debt Service **17.78**  
 Total Tax Levy **2,491.10**  
 Municipal Expenditures **1,856.33**

PER CENT:

Gross Debt **1.13**  
 Net Debt **.95**  
 Tax Levy Collected **96.80**  
 Tax Levy Cancelled, Abated or Adjusted

EXPENDITURES-CURRENT YEAR		REVENUES REALIZED-CURRENT YEAR		PROPERTY TAXES-CURRENT YEAR	
<b>GENERAL GOVERNMENT</b>		<b>REVENUES REALIZED-CURRENT YEAR</b>		<b>STATE EQUALIZED TAX RATE</b> <b>1.38</b>	
Governing Body & Public Boards		Property Taxes Collected	<b>913,937.27</b>	Local District School Taxes	<b>515,072.70</b>
Municipal Clerk		Payments In Lieu of Taxes		Regional & Consolidated School Tax	
Financial Administration	<b>17,737.00</b>	Delinquent Tax & Lien Collections	<b>34,866.88</b>	School Taxes In Municipal Budget	
Assessment of Taxes	<b>2,075.00</b>	Business Personalty Replacement Taxes	<b>4,107.55</b>	County Taxes	<b>.51</b> *
Collection of Taxes	<b>6,000.00</b>	Taxes from Public Utilities	<b>24,673.00</b>	County Library Taxes	<b>.02</b>
Planning, Housing & Development	<b>3,650.00</b>	Other Miscellaneous Tax Revenues		Local Municipal Purpose Taxes	<b>.78</b>
Human Resources		State Aid Revenues	<b>195,094.09</b>	Veteran & Senior Citizen Taxes	<b>2,600.00</b>
Elections		Federal Aid Revenues		Total Taxes for Rate Computation	<b>2.89</b>
General Administration (other)	<b>72,657.27</b>			Special District Taxes	
<b>JUDICIARY</b>				Bank Corp. Taxes	
Municipal Courts	<b>7,000.00</b>	Sale of Acquired Property		Added and Omitted Taxes	<b>4,142.42</b>
<b>PUBLIC SAFETY</b>		Other Miscellaneous Revenues	<b>126,574.17</b>	Total Taxes Levied - ABSTRACT	<b>944,126.01</b>
Fire Protection	<b>14,462.30</b>	Total	<b>1,299,252.96</b>	Total Taxes Billed	<b>944,126.01</b>
Police Protection	<b>153,600.00</b>	Prior Years Surplus Appropriated	<b>117,800.00</b>	<b>TAXES COLLECTED</b>	<b>913,937.27</b>
Civil Defense & Disaster Control	<b>2,000.00</b>	REVENUES	<b>1,417,052.96</b>	Taxes Cancelled, Abated or Adjusted	
Environmental Inspection & Control	<b>80.00</b>	Reserve For Uncollected Taxes	<b>49,045.70</b>	Transfer to Tax Title Liens or Foreclosed	
Other Public Safety		<b>CAPITAL OUTLAY</b> <b>TOTAL</b> <b>48,216.38</b>		Ending Balance	<b>30,188.74</b>
<b>PUBLIC WORKS</b>				<b>PRIOR YEARS TAXES OUTSTANDING</b>	
Streets and Drainage	<b>193,856.09</b>	Public Enterprises		Beginning Balance	<b>40,665.72</b>
Sewers and Sewage Processing	<b>42,900.00</b>	Recreation-Culture	<b>27,337.98</b>	Collected	<b>34,866.88</b>
Garbage and Trash Disposal	<b>44,740.00</b>	Public Works		Cancelled, Abated or Adjusted	
Public Buildings and Grounds		Buildings and Grounds	<b>20,878.40</b>	Transfers to Tax Title Liens or Foreclosed	
Other Public Works		Library and Education		Ending Balance	<b>5,798.84</b>
<b>HEALTH and WELFARE</b>		Conservation		<b>TAX TITLE LIENS OUTSTANDING</b>	
Health Services Except Environmental	<b>1,210.00</b>	All Other		Beginning Balance	
Welfare-Public Assistance	<b>500.00</b>	<b>CAPITAL DEBT AUTHORIZED, ENDING BALANCE</b>		Transfer From Taxes	
Hospital, Clinics, First Aid		ISSUED AND UNISSUED	GROSS DEBT	Redeemed	
Animal, Insect, & Rodent Control	<b>450.00</b>	School	<b>65,601</b>	Cancelled, Abated or Adjusted	
Other Welfare Services		Self-Liquidating		Transfers to Foreclosed Property	
<b>RECREATION and CONSERVATION</b>		Other	<b>335,096</b>	Ending Balance	
Beaches and Boardwalks	<b>62,467.73</b>	Total	<b>400,697</b>	<b>PROPERTY ACQUIRED BY DEED OR FORECLOSURE</b>	
Parks, Playgrounds, Shade Trees		<b>ISSUED AND OUTSTANDING</b>		Beginning Balance	
Land Reclamation & Conservation	<b>1,155.00</b>	School	<b>65,601.54</b>	Transfers From Taxes or Liens	
Other Recreational Services		Self-Liquidating		Sale for Cash	
<b>EDUCATION (excluding schools)</b>		Other	<b>335,096.00</b>	Cancelled, Abated or Adjusted	
Libraries		Total	<b>400,697.54</b>	Ending Balance	
Other Educational Services		<b>EQUALIZED VALUATION BASIS</b>		<b>CURRENT FINANCES ENDING BALANCE</b>	
<b>STATUTORY EXPENDITURES</b>		<b>FOR NET DEBT COMPUTATION</b> <b>35,306,949</b>		<b>ASSETS</b>	
Pensions & F. I. C. A.	<b>8,925.00</b>	<b>REAL PROPERTY VALUATIONS</b>		Cash	<b>476.92</b>
Employee Fringe Benefits		Code	Class	# of Parcels	% VAL'N
Other Statutory Expenditures		1	Vacant Land	4	1.48
<b>MUNICIPAL FUNCTIONS</b>		2	Residential	136	91.77
CAPITAL IMPROVEMENTS	<b>*MEMO*</b> <b>5,000.00</b>	3	Farm		
DEBT SERVICE		4a	Commercial	6	6.22
Principal Payments		4b	Industrial		
Interest Payments	<b>6,737.45</b>	4c	Apartments	1	.52
<b>DEFERRED CHARGES</b>		Total	<b>147</b>		
SCHOOL, COUNTY, SPECIAL DISTRICT TAXES	<b>12,300.00</b>	Land Area	<b>.10</b>	Sq Miles	
RESERVE FOR UNCOLLECTED TAXES	<b>687,683.59</b>	Net Valuation Taxable-Municipal	<b>31,605,378</b>		
EXPENDITURES	<b>TOTAL</b> <b>1,391,232.13</b>	Net Valuation Taxable-County	<b>35,771,136</b>		
		State Equalized Valuation	<b>32,494,328</b>		
		State Equalization Ratio	<b>97.25</b>		
				LIABILITIES, RESERVES, AND SURPLUS	
				Cash Liabilities	<b>220,911.13</b>
				Reserves for Receivables	<b>67,466.15</b>
				Surplus	<b>12,332.10</b>
				Total	<b>300,709.38</b>

0231

Population 1990 22,355  
 Population 1994 22,624  
 S & P Rating  
 Moody Rating 3AA1

General Tax Rate Per \$100 2.83  
 State Equalized Tax Rate 2.41

**LODI BOROUGH - BERGEN COUNTY**  
 Form of Government:  
**Mayor-Council Plan B (OMCL 50)**  
 Number of Members on Governing Body - 7

PER CAPITA:  
 Gross Debt 833.24  
 Net Debt 764.56  
 Debt Service 70.75  
 Total Tax Levy 1,208.15  
 Municipal Expenditures 719.04

PER CENT:  
 Gross Debt 1.61  
 Net Debt 1.48  
 Tax Levy Collected 93.67  
 Tax Levy Cancelled, Abated or Adjusted 1.15

EXPENDITURES-CURRENT YEAR		REVENUES REALIZED-CURRENT YEAR		PROPERTY TAXES-CURRENT YEAR	
<b>GENERAL GOVERNMENT</b>		<b>REVENUES REALIZED-CURRENT YEAR</b>		<b>PROPERTY TAXES-CURRENT YEAR</b>	
Governing Body & Public Boards	37,000.20	Property Taxes Collected	26,073,535.74	STATE EQUALIZED TAX RATE	1.50
Municipal Clerk	124,414.08	Payments in Lieu of Taxes	1,298,536.98	Local District School Taxes	16,938,528.00
Financial Administration	184,040.75	Delinquent Tax & Lien Collections	363,124.72	Regional & Consolidated School Tax	
Assessment of Taxes	62,546.24	Business Personality Replacement Taxes	911,696.09	School Taxes in Municipal Budget	
Collection of Taxes	125,918.95	Taxes from Public Utilities	2,629,288.35	County Taxes	2,794,844.26
Planning, Housing & Development	12,896.13	Other Miscellaneous Tax Revenues		County Library Taxes	
Human Resources	105,032.00	State Aid Revenues		Local Municipal Purpose Taxes	7,528,845.50
Elections	42,000.00	Federal Aid Revenues		Veteran & Senior Citizen Taxes	335,450.00
General Administration (other)	1,603,983.81			Total Taxes for Rate Computation	27,597,667.76
<b>JUDICIARY</b>		Sale of Acquired Property	3,380,606.24	Special District Taxes	
Municipal Courts	169,391.25	Other Miscellaneous Revenues	500,000.00	Bank Corp. Taxes	
<b>PUBLIC SAFETY</b>				Added and Omitted Taxes	70,978.36
Fire Protection	210,487.62	Prior Years Surplus Appropriated	32,656,788.12	Total Taxes Levied - ABSTRACT	27,333,196.10
Police Protection	2,729,503.69	REVENUES	33,156,788.12	Total Taxes Billed	25,699,944.61
Civil Defense & Disaster Control	3,254.10	Reserve For Uncollected Taxes	1,843,000.00	TAXES COLLECTED	24,073,535.74
Environmental Inspection & Control	149,501.70			Taxes Cancelled, Abated or Adjusted	294,340.21
Other Public Safety				Transfer to Tax Title Liens or Foreclosed	10,232.46
<b>PUBLIC WORKS</b>		<b>CAPITAL OUTLAY</b>		Ending Balance	1,321,836.20
Streets and Drainage	183,000.00	Public Enterprises	587,645.80	<b>PRIOR YEARS TAXES OUTSTANDING</b>	
Sewers and Sewage Processing	256,767.35	Recreation-Culture		Beginning Balance	1,275,975.63
Garbage and Trash Disposal	1,470,400.00	Public Works	15,025.00	Collected	1,275,893.18
Public Buildings and Grounds	21,500.00	Buildings and Grounds	572,622.80	Cancelled, Abated or Adjusted	82.45
Other Public Works	1,194,391.13	Library and Education		Transfers to Tax Title Liens or Foreclosed	
<b>HEALTH and WELFARE</b>		Conservation		Ending Balance	
Health Services Except Environmental	40,327.84	All Other		<b>TAX TITLE LIENS OUTSTANDING</b>	
Welfare-Public Assistance	1,197,387.18			Beginning Balance	144,924.25
Hospital, Clinics, First Aid	42,854.08	<b>CAPITAL DEBT AUTHORIZED, ENDING BALANCE</b>		Transfer From Taxes	10,232.46
Animal, Insect, & Rodent Control		ISSUED AND UNISSUED	GROSS DEBT	Redeemed	22,643.80
Other Welfare Services		School	892,000	Cancelled, Abated or Adjusted	
<b>RECREATION and CONSERVATION</b>		Self-Liquidating	662,000	Transfers to Foreclosed Property	
Beaches and Boardwalks		Other	17,297,304	Ending Balance	132,512.91
Parks, Playgrounds, Shade Trees	10,000.00	Total	18,851,304	<b>PROPERTY ACQUIRED BY DEED OR FORECLOSURE</b>	
Land Reclamation & Conservation	17,503.00	<b>ISSUED AND OUTSTANDING</b>		Beginning Balance	18,247.50
Other Recreational Services	189,527.09	School	892,000.00	Transfers From Taxes or Liens	
<b>EDUCATION (excluding schools)</b>		Self-Liquidating	662,000.00	Sale for Cash	
Libraries	527,500.00	Other	14,943,481.00	Cancelled, Abated or Adjusted	
Other Educational Services		Total	16,497,481.00	Ending Balance	18,247.50
<b>STATUTORY EXPENDITURES</b>		<b>EQUALIZED VALUATION BASIS FOR NET DEBT COMPUTATION</b>		<b>CURRENT FINANCES ENDING BALANCE</b>	
Pensions & F. I. C. A.	612,132.73	<b>REAL PROPERTY VALUATIONS</b>		<b>ASSETS</b>	
Employee Fringe Benefits	1,125,000.00	Code	Class	# of Parcels	% VAL'N
Other Statutory Expenditures	25,000.00	1	Vacant Land	140	1.30
<b>MUNICIPAL FUNCTIONS</b>		2	Residential	4338	64.65
TOTAL	12,473,260.92	3	Farm		
<b>CAPITAL IMPROVEMENTS</b>		4a	Commercial	296	14.39
* MEMO *	65,000.00	4b	Industrial	115	11.26
<b>DEBT SERVICE</b>		4c	Apartments	85	8.39
Principal Payments	700,000.00	Total	4974		
Interest Payments	900,540.50	Land Area 2.20 Sq. Miles		<b>ASSESSED VALUATION</b>	
<b>DEFERRED CHARGES</b>		Net Valuation Taxable-Municipal		12,526,100.00	
SCHOOL, COUNTY, SPECIAL DISTRICT TAXES	350,647.15	Net Valuation Taxable-County		621,664,000.00	
RESERVE FOR UNCOLLECTED TAXES	19,733,372.26	State Equalized Valuation		138,413,900.00	
TOTAL	1,843,000.00	State Equalization Ratio		108,314,600.00	
<b>EXPENDITURES</b>				80,633,700.00	
TOTAL	36,000,820.83			961,552,300.00	
				963,630,214	
				980,038,208	
				1,129,788,411	
				85.26	
				LIABILITIES, RESERVES, AND SURPLUS	
				Cash Liabilities	
				Reserves for Receivables	
				Surplus	
				Total	
				1,006,747.50	
				2,740,232.57	
				1,288,418.48	
				5,035,398.55	

\*Includes County Health Service Taxes or County Open Space Tax See Table 13

Population 1990 5,147  
Population 1994 5,536  
S & P Rating  
Moody Rating A

General Tax Rate Per \$100. 1.99  
State Equalized Tax Rate 1.74

LOGAN TWP. - GLOUCESTER CO.  
Form of Government:  
Small Municipality Plan C (OMCL 50)  
Number of Members on Governing Body - 5

PER CAPITA:  
Gross Debt 3,115.43  
Net Debt 1,050.76  
Debt Service 69.79  
Total Tax Levy 1,527.96  
Municipal Expenditures 847.65  
PER CENT:  
Gross Debt 3.83  
Net Debt 1.29  
Tax Levy Collected 96.63  
Tax Levy Cancelled, Abated or Adjusted .34

EXPENDITURES-CURRENT YEAR	REVENUES REALIZED-CURRENT YEAR	PROPERTY TAXES-CURRENT YEAR
<b>GENERAL GOVERNMENT</b>	<b>REVENUES REALIZED-CURRENT YEAR</b>	<b>PROPERTY TAXES-CURRENT YEAR</b>
Governing Body & Public Boards 33,225.00	Property Taxes Collected 8,186,093.44	STATE EQUALIZED TAX RATE 1.06 5,050,514.00
Municipal Clerk 45,685.00	Payments in Lieu of Taxes	Local District School Taxes 1.06
Financial Administration 79,000.00	Delinquent Tax & Lien Collections 188,860.61	Regional & Consolidated School Tax
Assessment of Taxes 84,486.00	Business Personality Replacement Taxes 66,547.52	School Taxes in Municipal Budget
Collection of Taxes 47,690.00	Taxes from Public Utilities 507,222.00	County Taxes .64 *
Planning, Housing & Development 51,940.00	Other Miscellaneous Tax Revenues 1,083,970.72	County Library Taxes .04
Human Resources 65,631.50	State Aid Revenues 321,761.65	Local Municipal Purpose Taxes
Elections 2,500.00	Federal Aid Revenues	Veteran & Senior Citizen Taxes 26,900.00
General Administration (other) 500,700.00		Total Taxes for Rate Computation 1.74 8,290,905.19
<b>JUDICIARY</b>		Special District Taxes
Municipal Courts 69,236.43	Sele of Acquired Property	Bank Corp. Taxes
<b>PUBLIC SAFETY</b>	Other Miscellaneous Revenues 1,532,582.90	Added and Omitted Taxes 194,800.88
Fire Protection 157,370.22	Total 11,887,038.84	Total Taxes Levied - ABSTRACT 8,458,806.07
Police Protection 762,105.74	Prior Years Surplus Appropriated 2,063,000.00	Total Taxes Billed 8,471,713.89
Civil Defense & Disaster Control 9,300.00	REVENUES TOTAL 13,950,038.84	TAXES COLLECTED 8,186,093.44
Environmental Inspection & Control 145,075.00	Reserve For Uncollected Taxes 624,000.00	Taxes Cancelled, Abated or Adjusted 28,888.54
Other Public Safety	<b>CAPITAL OUTLAY TOTAL 1,188,236.30</b>	Transfer to Tax Title Liens or Foreclosed 70,075.86
<b>PUBLIC WORKS</b>	Public Enterprises	Ending Balance 186,656.05
Streets and Drainage 313,843.23	Recreation-Culture	<b>PRIOR YEARS TAXES OUTSTANDING</b>
Sewers and Sewage Processing 465,000.00	Public Works 760,190.72	Beginning Balance 282,917.65
Garbage and Trash Disposal 247,000.00	Buildings and Grounds 106,518.45	Collected 159,672.12
Other Public Works	Library and Education 321,527.13	Cancelled, Abated or Adjusted 14,455.99
<b>HEALTH and WELFARE</b>	Conservation	Transfers to Tax Title Liens or Foreclosed 20,913.91
Health Services Except Environmental 5,995.00	All Other	Ending Balance 87,875.63
Welfare-Public Assistance 7,715.00		<b>TAX TITLE LIENS OUTSTANDING</b>
Hospital, Clinics, First Aid 500.00		Beginning Balance 370,554.90
Animal, Insect, & Rodent Control		Transfer From Taxes 95,628.25
Other Welfare Services		Redeemed 29,188.49
<b>RECREATION and CONSERVATION</b>	<b>CAPITAL DEBT AUTHORIZED, ENDING BALANCE</b>	Cancelled, Abated or Adjusted
Beeches and Boardwalks	ISSUED AND UNISSUED GROSS DEBT NET DEBT	Transfers to Foreclosed Property
Parks, Playgrounds, Shade Trees 74,995.00	School 11,430,000	Ending Balance 436,994.66
Land Reclamation & Conservation 89,822.43	Self-Liquidating 5,817,000	<b>PROPERTY ACQUIRED BY DEED OR FORECLOSURE</b>
Other Recreational Services 3,000.00	Other 17,247,000	Beginning Balance 40,255.00
<b>EDUCATION (excluding schools)</b>	ISSUED AND OUTSTANDING	Transfers From Taxes or Liens
Libraries	School 11,430,000.00	Sele for Cash
Other Educational Services 30,000.00	Self-Liquidating 4,125,000.00	Cancelled, Abated or Adjusted
<b>STATUTORY EXPENDITURES</b>	Total 15,555,000.00	Ending Balance 40,255.00
Pensions & F. I. C. A. 197,824.00	<b>EQUALIZED VALUATION BASIS FOR NET DEBT COMPUTATION 450,668,873</b>	<b>CURRENT FINANCES ENDING BALANCE</b>
Employee Fringe Benefits 165,000.00	<b>REAL PROPERTY VALUATIONS</b>	ASSETS
Other Statutory Expenditures 2,000.00	Code Class # of Parcels % VAL'N ASSESSED VALUATION	Cash 2,794,854.61
<b>MUNICIPAL FUNCTIONS TOTAL 3,656,639.55</b>	1 Vacant Land 692 4.85 20,020,800.00	Taxes Receivable 274,531.68
<b>CAPITAL IMPROVEMENTS *MEMO* 25,000.00</b>	2 Residential 1731 39.09 161,370,300.00	Tax Title Liens 436,994.66
<b>DEBT SERVICE</b>	3 Farm 252 2.14 8,849,600.00	Foreclosed Property 40,255.00
Principal Payments 135,000.00	4e Commercial 109 41.79 172,488,200.00	Emergencies & Other Deferred Charges
Interest Payments 251,340.00	4b Industrial 10 12.10 49,928,190.00	State and Federal Aid Receivable 35,376.16
	4c Apartments 1 .03 127,200.00	Other Receivables 223,150.14
	Total 2795 412,784,290.00	Total 3,805,162.25
<b>DEFERRED CHARGES 25,632.04</b>	Land Area 23.42 Sq. Miles	<b>LIABILITIES, RESERVES, AND SURPLUS</b>
<b>SCHOOL, COUNTY, SPECIAL DISTRICT TAXES 8,264,005.19</b>	Net Valuation Taxable-Municipal 415,925,277	Cash Liabilities 869,065.76
<b>RESERVE FOR UNCOLLECTED TAXES 624,000.00</b>	Net Valuation Taxable-County 492,407,962	Reserves for Receivables 974,931.48
<b>EXPENDITURES TOTAL 12,956,616.78</b>	State Equalized Valuation 474,463,538	Surplus 1,961,165.01
	State Equalization Ratio 87.58	Total 3,805,162.25

\*Includes County Health Service Taxes or County Open Space Tax. See Table 13.

1517

Population 1990 3,407  
 Population 1994 3,513  
 S & P Rating AAA  
 Moody Rating BAA1

General Tax Rate Per \$100. 1.17  
 State Equalized Tax Rate 1.20

**LONG BEACH TWP. - OCEAN CO.**  
 Form of Government:  
**Commission (1911)**  
 Number of Members on Governing Body - 3

PER CAPITA: Gross Debt 7,572.47 PER CENT: Gross Debt 1.22  
 Net Debt 4,565.09 Net Debt .73  
 Debt Service 226.56 Tax Levy Collected 97.80  
 Total Tax Levy 7,434.70 Tax Levy Cancelled, Abated  
 Municipal Expenditures 3,130.08 or Adjusted .56

EXPENDITURES-CURRENT YEAR		REVENUES REALIZED-CURRENT YEAR		PROPERTY TAXES-CURRENT YEAR	
<b>GENERAL GOVERNMENT</b>		<b>REVENUES REALIZED-CURRENT YEAR</b>		<b>STATE EQUALIZED TAX RATE</b>	
Governing Body & Public Boards		Property Taxes Collected	25,543,021.91	Local District School Taxes	
Municipal Clerk	116,286.21	Payments in Lieu of Taxes		Regional & Consolidated School Tax	.27
Financial Administration	70,845.48	Delinquent Tax & Lien Collections	538,748.18	School Taxes in Municipal Budget	.11
Assessment of Taxes	114,339.04	Business Personally Replacement Taxes		County Taxes	.45 *
Collection of Taxes	138,607.79	Taxes from Public Utilities	594,052.00	County Library Taxes	.04
Planning, Housing & Development	90,956.08	Other Miscellaneous Tax Revenues		Local Municipal Purpose Taxes	.33
Human Resources	109,695.00	State Aid Revenues	209,306.53	Veteran & Senior Citizen Taxes	
Elections	5,500.00	Federal Aid Revenues		Total Taxes for Rate Computation	1.20
General Administration (other)	758,560.42			Special District Taxes	
<b>JUDICIARY</b>		Sale of Acquired Property		Bank Corp. Taxes	
Municipal Courts	111,678.01	Other Miscellaneous Revenues	1,619,735.72	Added and Omitted Taxes	
<b>PUBLIC SAFETY</b>		Total	28,504,864.34	Total Taxes Levied - ABSTRACT	26,118,114.78
Fire Protection	136,906.30	Prior Years Surplus Appropriated	1,200,000.00	Total Taxes Billed	26,118,114.78
Police Protection	2,172,537.03	<b>REVENUES TOTAL</b>	<b>29,704,864.34</b>	<b>TAXES COLLECTED</b>	<b>25,543,021.91</b>
Civil Defense & Disaster Control	7,562.21	Reserve For Uncollected Taxes	825,280.00	Taxes Cancelled, Abated or Adjusted	146,572.80
Environmental Inspection & Control	82,346.01	<b>CAPITAL OUTLAY TOTAL</b>	<b>746,207.59</b>	Transfer to Tax Title Liens or Foreclosed	
Other Public Safety				Ending Balance	428,520.07
<b>PUBLIC WORKS</b>		Public Enterprises	368,105.66	<b>PRIOR YEARS TAXES OUTSTANDING</b>	
Streets and Drainage	218,624.57	Recreation-Culture		Beginning Balance	556,379.08
Sewers and Sewage Processing		Public Works	21,048.18	Collected	538,748.18
Garbage and Trash Disposal	1,742,589.27	Buildings and Grounds	357,053.75	Cancelled, Abated or Adjusted	
Public Buildings and Grounds		Library and Education		Transfers to Tax Title Liens or Foreclosed	
Other Public Works	909,560.00	Conservation		Ending Balance	17,630.90
<b>HEALTH and WELFARE</b>		All Other		<b>TAX TITLE LIENS OUTSTANDING</b>	
Health Services Except Environmental	286,150.00			Beginning Balance	18,592.48
Welfare-Public Assistance	5,556.00	<b>CAPITAL DEBT AUTHORIZED, ENDING BALANCE</b>		Transfer From Taxes	
Hospital, Clinics, First Aid	5,000.00	ISSUED AND UNISSUED	GROSS DEBT	Redeemed	
Animal, Insect, & Rodent Control	22,550.00	School	9,015,148	Cancelled, Abated or Adjusted	
Other Welfare Services		Self-Liquidating	7,414,650	Transfers to Foreclosed Property	
<b>RECREATION and CONSERVATION</b>		Other	10,172,285	Ending Balance	18,592.48
Beeches and Boardwalks	735,104.00	Total	26,602,083	<b>PROPERTY ACQUIRED BY DEED OR</b>	
Perks, Playgrounds, Shade Trees		<b>ISSUED AND OUTSTANDING</b>		<b>FORECLOSURE</b>	
Land Reclamation & Conservation	3,597.43	School	2,293,327.12	Beginning Balance	5,400.00
Other Recreational Services	17,368.00	Self-Liquidating	6,959,000.00	Transfers From Taxes or Liens	
<b>EDUCATION (excluding schools)</b>		Other	7,654,500.00	Sale for Cash	
Libraries		Total	16,906,827.12	Cancelled, Abated or Adjusted	
Other Educational Services	1,000.00	<b>EQUALIZED VALUATION BASIS</b>		Ending Balance	5,400.00
<b>STATUTORY EXPENDITURES</b>		<b>FOR NET DEBT COMPUTATION</b>		<b>CURRENT FINANCES ENDING BALANCE</b>	
Pensions & F. I. C. A.	640,200.00	<b>REAL PROPERTY VALUATIONS</b>		<b>ASSETS</b>	
Employee Fringe Benefits	850,000.00	Code	Class	# of Parcels	% VAL'N
Other Statutory Expenditures	12,000.00	1	Vacant Land	1257	5.38
<b>MUNICIPAL FUNCTIONS</b>		<b>ASSESSED VALUATION</b>		Cash	5,352,901.78
<b>TOTAL</b>		2	Residential	7319	91.01
<b>*MEMO*</b>		3	Farm		
<b>CAPITAL IMPROVEMENTS</b>		4a	Commercial	190	3.40
<b>DEBT SERVICE</b>		4b	Industrial		
Principal Payments	310,000.00	4c	Apartments	16	.21
Interest Payments	485,903.50	Total		8782	
<b>DEFERRED CHARGES</b>		Land Area 4.30 Sq. Miles		Total	2,202,166,494.00
SCHOOL, COUNTY, SPECIAL DISTRICT TAXES	9,684.26	Net Valuation Taxable-Municipal			2,207,184,837
RESERVE FOR UNCOLLECTED TAXES	18,871,105.45	Net Valuation Taxable-County			2,175,752,519
EXPENDITURES	29,867,090.06	State Equalized Valuation			2,160,412,778
		State Equalization Ratio			102.17
		Cash Liabilities			4,068,608.88
		Reserves for Receivables			544,472.65
		Surplus			1,300,292.90
		Total			5,913,374.43

\*Includes County Health Service Taxes or County Open Space Tax. See Table 13.

1325

Population 1990 28,658  
 Population 1994 28,879  
 S & P Rating  
 Moody Rating

General Tax Rate Per \$100. 2.97  
 State Equalized Tax Rate 2.87

**LONG BRANCH CITY - MONMOUTH CO.**  
 Form of Government:  
**Mayor-Council Plan A (MCL 50)**  
 Number of Members on Governing Body - 5

PER CAPITA: Gross Debt 457.86 PER CENT: Gross Debt .96  
 Net Debt 431.21 Net Debt .90  
 Debt Service 67.98 Tax Levy Collected 94.09  
 Total Tax Levy 1,367.84 Tax Levy Cancelled, Abated  
 Municipal Expenditures 855.96 or Adjusted .75

EXPENDITURES-CURRENT YEAR		REVENUES REALIZED-CURRENT YEAR		PROPERTY TAXES-CURRENT YEAR	
<b>GENERAL GOVERNMENT</b>		<b>REVENUES REALIZED-CURRENT YEAR</b>		<b>STATE EQUALIZED TAX RATE</b> 1.45	
Governing Body & Public Boards	16,092.50	Property Taxes Collected	37,177,607.56	Local District School Taxes	19,881,742.00
Municipal Clerk	138,524.00	Payments In Lieu of Taxes		Regional & Consolidated School Tax	
Financial Administration	279,819.00	Delinquent Tax & Lien Collections	2,371,844.75	School Taxes in Municipal Budget	
Assessment of Taxes	160,850.00	Business Personality Replacement Taxes	245,225.72	County Taxes	6,313,222.97 *
Collection of Taxes	141,010.00	Taxes from Public Utilities	1,769,990.00	County Library Taxes	
Planning, Housing & Development	1,028,251.00	Other Miscellaneous Tax Revenues		Local Municipal Purpose Taxes	13,278,434.39
Human Resources	1,741,799.00	State Aid Revenues	3,946,640.45	Veteran & Senior Citizen Taxes	130,150.00
Elections		Federal Aid Revenues		Total Taxes for Rate Computation	39,603,549.36
General Administration (other)	2,306,785.14			Special District Taxes	
<b>JUDICIARY</b>		Sale of Acquired Property	2,809,311.63	Bank Corp. Taxes	
Municipal Courts	367,235.77	Other Miscellaneous Revenues	48,320,620.11	Added and Omitted Taxes	28,352.87
<b>PUBLIC SAFETY</b>			Total	Total Taxes Levied - ABSTRACT	39,501,752.23
Fire Protection	1,624,614.09	Prior Years Surplus Appropriated	1,505,000.00	Total Taxes Billed	39,511,333.36
Police Protection	3,791,229.78	<b>REVENUES TOTAL</b>	<b>49,825,620.11</b>	<b>TAXES COLLECTED</b>	<b>37,177,607.56</b>
Civil Defense & Disaster Control		Reserve For Uncollected Taxes	2,830,269.74	Taxes Cancelled, Abated or Adjusted	295,960.56
Environmental Inspection & Control		<b>CAPITAL OUTLAY TOTAL</b>	<b>3,308,090.00</b>	Transfer to Tax Title Liens or Foreclosed	167,010.94
Other Public Safety				Ending Balance	1,870,754.30
<b>PUBLIC WORKS</b>		Public Enterprises		<b>PRIOR YEARS TAXES OUTSTANDING</b>	
Streets and Drainage	1,149,439.19	Recreation-Culture		Beginning Balance	2,196,184.79
Sewers and Sewage Processing	722,705.00	Public Works	2,080,550.00	Collected	2,113,936.24
Garbage and Trash Disposal	1,311,890.00	Buildings and Grounds	1,227,540.00	Cancelled, Abated or Adjusted	1,306.70
Public Buildings and Grounds	571,592.59	Library and Education		Transfers to Tax Title Liens or Foreclosed	9,262.37
Other Public Works	230,915.00	Conservation		Ending Balance	71,679.48
<b>HEALTH and WELFARE</b>		All Other		<b>TAX TITLE LIENS OUTSTANDING</b>	
Health Services Except Environmental	407,392.00			Beginning Balance	870,367.75
Welfare-Public Assistance		<b>CAPITAL DEBT AUTHORIZED, ENDING BALANCE</b>		Transfer From Taxes	176,273.31
Hospital, Clinics, First Aid		ISSUED AND UNISSUED	GROSS DEBT	NET DEBT	
Animal, Insect, & Rodent Control		School	769,460		
Other Welfare Services	93,981.00	Self-Liquidating			
<b>RECREATION and CONSERVATION</b>		Other	12,452,992	12,452,992	
Beaches and Boardwalks	203,220.31	Total	13,222,452	12,452,992	
Perks, Playgrounds, Shade Trees	309,823.00	<b>ISSUED AND OUTSTANDING</b>			
Land Reclamation & Conservation	51,857.87	School		769,460.00	
Other Recreational Services	177,587.00	Self-Liquidating			
<b>EDUCATION (excluding schools)</b>		Other		12,430,865.32	
Libraries	489,974.00	Total		13,200,325.32	
Other Educational Services		<b>EQUALIZED VALUATION BASIS</b>			
<b>STATUTORY EXPENDITURES</b>		<b>FOR NET DEBT COMPUTATION</b>			
Pensions & F. I. C. A.	998,058.87	<b>REAL PROPERTY VALUATIONS</b>			
Employee Fringe Benefits	1,344,993.47	Code	Class	# of Percels	% VAL'N
Other Statutory Expenditures		1	Vacant Land	520	2.48
<b>MUNICIPAL FUNCTIONS TOTAL</b>		2	Residential	7552	76.78
<b>19,659,629.58</b>		3	Farm	4	.14
<b>CAPITAL IMPROVEMENTS * MEMO*</b>		4e	Commercial	545	11.69
<b>25,000.00</b>		4b	Industrial	9	.45
<b>DEBT SERVICE</b>		4c	Apartments	162	8.47
Principal Payments	1,603,934.07	Total		8792	
Interest Payments	359,261.89	Land Area	5.10	Sq. Miles	
<b>DEFERRED CHARGES</b>		Net Valuation Taxable-Municipal		1,327,605,268	
SCHOOL, COUNTY, SPECIAL DISTRICT TAXES	26,194,964.97	Net Valuation Taxable-County		1,377,062,079	
RESERVE FOR UNCOLLECTED TAXES	2,830,269.74	State Equalized Valuation		1,372,725,301	
<b>EXPENDITURES TOTAL</b>		State Equalization Ratio		96.69	
<b>50,914,260.25</b>					
		<b>PROPERTY TAXES-CURRENT YEAR</b>		<b>ASSETS</b>	
		<b>ENDING BALANCE</b>		Cash	15,788,870.41
		<b>1,870,754.30</b>		Taxes Receivable	1,985,567.44
				Tax Title Liens	796,440.35
				Foreclosed Property	2,279,300.00
				Emergencies & Other Deferred Charges	188,998.31
				State and Federal Aid Receivable	
				Other Receivables	199,455.93
				Total	21,238,632.44
				<b>LIABILITIES, RESERVES, AND SURPLUS</b>	
				Cash Liabilities	12,289,549.02
				Reserves for Receivables	5,260,763.72
				Surplus	3,689,118.74
				Total	21,239,431.48

0115

Population 1990 1,224  
 Population 1994 1,259  
 S & P Rating  
 Moody Rating 3AA1

General Tax Rate Per \$100. 1.13  
 State Equalized Tax Rate 1.16

**LONGPORT BORO. - ATLANTIC CO.**  
 Form of Government:  
**Commission (1911)**  
 Number of Members on Governing Body - 3

PER CAPITA: Gross Debt 3,285.01 PER CENT: Gross Debt .81  
 Net Debt 3,175.79 Net Debt .79  
 Debt Service 567.18 Tax Levy Collected 94.67  
 Total Tax Levy 4,662.97 Tax Levy Cancelled, Abated  
 Municipal Expenditures 2,817.14 or Adjusted 1.83

EXPENDITURES-CURRENT YEAR		REVENUES REALIZED-CURRENT YEAR			PROPERTY TAXES-CURRENT YEAR	
<b>GENERAL GOVERNMENT</b>		<b>REVENUES REALIZED-CURRENT YEAR</b>			<b>STATE EQUALIZED TAX RATE</b>	
Governing Body & Public Boards		Property Taxes Collected	5,561,407.66	Local District School Taxes	.13	671,118.00
Municipal Clerk	30,910.00	Payments in Lieu of Taxes		Regional & Consolidated School Tax		
Financial Administration	73,343.00	Delinquent Tax & Lien Collections	291,567.02	School Taxes in Municipal Budget		
Assessment of Taxes	40,300.00	Business Personalty Replacement Taxes		County Taxes	.49 *	2,451,318.44
Collection of Taxes	55,660.00	Taxes from Public Utilities	125,261.00	County Library Taxes	.03	170,913.17
Planning, Housing & Development	9,700.00	Other Miscellaneous Tax Revenues		Local Municipal Purpose Taxes	.51	2,558,284.42
Human Resources	51,030.67	State Aid Revenues	175,709.00	Veteran & Senior Citizen Taxes		17,850.00
Elections		Federal Aid Revenues		Total Taxes for Rate Computation	1.16	5,869,484.03
General Administration (other)	320,984.00			Special District Taxes		
<b>JUDICIARY</b>		Sale of Acquired Property		Bank Corp. Taxes		
Municipal Courts	69,200.00	Other Miscellaneous Revenues	351,834.39	Added and Omitted Taxes		19,048.86
<b>PUBLIC SAFETY</b>				Total Taxes Levied - ABSTRACT		5,870,682.89
Fire Protection	31,862.00	Prior Years Surplus Appropriated	230,400.00	Total Taxes Billed		5,874,760.47
Police Protection	612,528.90	<b>REVENUES TOTAL</b>	<b>6,736,179.07</b>	<b>TAXES COLLECTED</b>		<b>5,561,407.66</b>
Civil Defense & Disaster Control	1,250.00	Reserve For Uncollected Taxes	424,079.91	Taxes Cancelled, Abated or Adjusted		107,220.26
Environmental Inspection & Control	61,686.00	<b>CAPITAL OUTLAY TOTAL</b>	<b>272,414.48</b>	Transfer to Tax Title Liens or Foreclosed		
Other Public Safety				Ending Balance		206,132.55
<b>PUBLIC WORKS</b>		Public Enterprises	4,742.00	<b>PRIOR YEARS TAXES OUTSTANDING</b>		
Streets and Drainage	237,516.97	Recreation-Culture	13,494.40	Beginning Balance		332,589.16
Sewers and Sewage Processing		Public Works	5,413.35	Collected		291,567.02
Garbage and Trash Disposal	120,000.00	Buildings and Grounds	243,764.73	Cancelled, Abated or Adjusted		30,726.12
Public Buildings and Grounds		Library and Education		Transfers to Tax Title Liens or Foreclosed		
Other Public Works	22,304.00	Conservation		Ending Balance		10,296.02
<b>HEALTH and WELFARE</b>		All Other		<b>TAX TITLE LIENS OUTSTANDING</b>		
Health Services Except Environmental	9,360.00			Beginning Balance		
Welfare-Public Assistance	150.00	<b>CAPITAL DEBT AUTHORIZED, ENDING BALANCE</b>		Transfer From Taxes		
Hospital, Clinics, First Aid		<b>ISSUED AND UNISSUED</b>		Redeemed		
Animal, Insect, & Rodent Control	630.00	School		Cancelled, Abated or Adjusted		
Other Welfare Services		Self-Liquidating	137,500	Transfers to Foreclosed Property		
<b>RECREATION and CONSERVATION</b>		Other	3,998,325	Ending Balance		
Beeches and Boerdwelts	142,210.00	Total	4,135,825	<b>PROPERTY ACQUIRED BY DEED OR FORECLOSURE</b>		
Perks, Playgrounds, Shade Trees		<b>ISSUED AND OUTSTANDING</b>		Beginning Balance		17,695.00
Land Reclamation & Conservation	397.51	School		Transfers From Taxes or Liens		
Other Recreational Services		Self-Liquidating	137,500.00	Sale for Cash		
<b>EDUCATION (excluding schools)</b>		Other	3,899,225.00	Cancelled, Abated or Adjusted		
Libraries		Total	4,036,725.00	Ending Balance		17,695.00
Other Educational Services		<b>EQUALIZED VALUATION BASIS</b>		<b>CURRENT FINANCES ENDING BALANCE</b>		
<b>STATUTORY EXPENDITURES</b>		<b>FOR NET DEBT COMPUTATION</b>	508,451,289	<b>ASSETS</b>		
Pensions & F. I. C. A.	182,114.00	<b>REAL PROPERTY VALUATIONS</b>		Cash		934,371.96
Employee Fringe Benefits	288,700.00	Code Class # of Parcels % VAL'N		Taxes Receivable		216,428.57
Other Statutory Expenditures		1 Vacant Land 71 3.33	17,261,450.00	Tax Title Liens		
<b>MUNICIPAL FUNCTIONS</b>		2 Residential 1526 95.23	493,386,600.00	Foreclosed Property		17,695.00
<b>CAPITAL IMPROVEMENTS</b>		3 Farm		Emergencies & Other Deferred Charges		143,997.94
<b>DEBT SERVICE</b>		4e Commercial 9 1.21	6,289,500.00	State and Federal Aid Receivable		
Principal Payments	470,000.00	4b Industrial		Other Receivables		273,711.28
Interest Payments	244,079.43	4c Apartments 4 .23	1,173,200.00	Total		1,586,204.75
<b>DEFERRED CHARGES</b>		Total	518,110,750.00	<b>LIABILITIES, RESERVES, AND SURPLUS</b>		
SCHOOL, COUNTY, SPECIAL DISTRICT TAXES	46,783.67	Land Area .30 Sq. Miles		Cash Liabilities		679,073.28
RESERVE FOR UNCOLLECTED TAXES	3,293,349.61	Net Valuation Taxable-Municipal	518,448,248	Reserves for Receivables		507,834.85
EXPENDITURES	6,860,129.67	Net Valuation Taxable-County	495,420,752	Surplus		399,296.62
		State Equalized Valuation	503,699,734	Total		1,586,204.75
		State Equalization Ratio	102.93			

\*Includes County Health Service Taxes or County Open Space Tax. See Table 13.

Population 1990 5,052  
 Population 1994 5,133  
 S & P Rating  
 Moody Rating

General Tax Rate Per \$100. 1.86  
 State Equalized Tax Rate 1.90

LOPATCONG TOWNSHIP - WARREN CO.  
 Form of Government:  
 Small Municipality Plan C (OMCL 50)  
 Number of Members on Governing Body - 3

PER CAPITA:  
 Gross Debt 11.69  
 Net Debt 11.69  
 Debt Service  
 Total Tax Levy 1,175.22  
 Municipal Expenditures 605.06  
 PER CENT:  
 Gross Debt .02  
 Net Debt .02  
 Tax Levy Collected 93.43  
 Tax Levy Cancelled, Abated or Adjusted .48

EXPENDITURES-CURRENT YEAR		REVENUES REALIZED-CURRENT YEAR		PROPERTY TAXES-CURRENT YEAR	
<b>GENERAL GOVERNMENT</b>				<b>STATE EQUALIZED TAX RATE</b>	
Governing Body & Public Boards		Property Taxes Collected	5,662,585.72	Local District School Taxes	1.00 3,132,676.00
Municipal Clerk		Payments in Lieu of Taxes	5,661.75	Regional & Consolidated School Tax	
Financial Administration	19,274.00	Delinquent Tax & Lien Collections	248,750.02	School Taxes in Municipal Budget	
Assessment of Taxes	43,372.00	Business Personalty Replacement Taxes	73,631.20	County Taxes	.64 * 2,016,251.06
Collection of Taxes	26,172.00	Taxes from Public Utilities	832,274.00	County Library Taxes	.06 183,301.34
Planning, Housing & Development	19,275.00	Other Miscellaneous Tax Revenues		Local Municipal Purpose Taxes	-.19 603,889.75
Human Resources	77,555.00	State Aid Revenues	269,530.95	Veteran & Senior Citizen Taxes	
Elections	2,901.00	Federal Aid Revenues		Total Taxes for Rate Computation	1.89 5,994,118.15
General Administration (other)	317,553.84			Special District Taxes	
<b>JUDICIARY</b>		Sale of Acquired Property	30,000.00	Bank Corp. Taxes	
Municipal Courts	114,858.00	Other Miscellaneous Revenues	600,661.06	Added and Omitted Taxes	
<b>PUBLIC SAFETY</b>		Total	7,703,094.70	Total Taxes Levied - ABSTRACT	6,032,397.21
Fire Protection	179,819.00	Prior Years Surplus Appropriated	825,000.00	Total Taxes Billed	6,039,571.02
Police Protection	745,883.00	REVENUES TOTAL	8,528,094.70	TAXES COLLECTED	5,662,585.72
Civil Defense & Disaster Control	2,001.00	Reserve For Uncollected Taxes	480,311.18	Taxes Cancelled, Abated or Adjusted	29,126.33
Environmental Inspection & Control	51,670.00			Transfer to Tax Title Liens or Foreclosed	18,953.40
Other Public Safety		<b>CAPITAL OUTLAY TOTAL</b>	<b>1,239.95</b>	Ending Balance	348,905.57
<b>PUBLIC WORKS</b>		Public Enterprises		<b>PRIOR YEARS TAXES OUTSTANDING</b>	
Streets and Drainage	503,077.82	Recreation-Culture		Beginning Balance	293,906.67
Sewers and Sewage Processing		Public Works	1,239.95	Collected	223,716.46
Garbage and Trash Disposal	10,000.00	Buildings and Grounds		Cancelled, Abated or Adjusted	8,673.04
Public Buildings and Grounds	42,151.00	Library and Education		Transfers to Tax Title Liens or Foreclosed	
Other Public Works		Conservation		Ending Balance	61,517.17
<b>HEALTH and WELFARE</b>		All Other		<b>TAX TITLE LIENS OUTSTANDING</b>	
Health Services Except Environmental	2,000.00			Beginning Balance	67,410.49
Welfare-Public Assistance	8,371.00	<b>CAPITAL DEBT AUTHORIZED, ENDING BALANCE</b>		Transfer From Taxes	18,953.40
Hospital, Clinics, First Aid		<b>ISSUED AND UNISSUED GROSS DEBT NET DEBT</b>		Redeemed	25,033.56
Animal, Insect, & Rodent Control	3,500.00	School		Cancelled, Abated or Adjusted	
Other Welfare Services		Self-Liquidating		Transfers to Foreclosed Property	
<b>RECREATION and CONSERVATION</b>		Other	60,000 60,000	Ending Balance	61,330.33
Beeches and Boardwalks		Total	60,000 60,000	<b>PROPERTY ACQUIRED BY DEED OR FORECLOSURE</b>	
Parks, Playgrounds, Shade Trees	38,606.00	<b>ISSUED AND OUTSTANDING</b>		Beginning Balance	110,105.00
Land Reclamation & Conservation	768.95	School		Transfers From Taxes or Liens	
Other Recreational Services	7,000.00	Self-Liquidating		Sale for Cash	30,000.00
<b>EDUCATION (excluding schools)</b>		Other		Cancelled, Abated or Adjusted	78,000.00
Libraries		Total		Ending Balance	2,105.00
Other Educational Services		<b>EQUALIZED VALUATION BASIS FOR NET DEBT COMPUTATION</b>	<b>302,012,365</b>	<b>CURRENT FINANCES ENDING BALANCE</b>	
<b>STATUTORY EXPENDITURES</b>		<b>REAL PROPERTY VALUATIONS</b>		<b>ASSETS</b>	
Pensions & F. i. C. A.	166,807.00	Code Class # of Parcels % VAL'N ASSESSED VALUATION		Cash	2,327,723.78
Employee Fringe Benefits	177,000.00	1 Vacant Land 524 6.79 21,579,650.00		Taxes Receivable	410,422.74
Other Statutory Expenditures		2 Residential 1444 60.94 193,732,061.00		Tax Title Liens	61,330.33
<b>MUNICIPAL FUNCTIONS TOTAL</b>	<b>2,559,615.61</b>	3 Farm 101 2.18 6,945,780.00		Foreclosed Property	2,105.00
<b>CAPITAL IMPROVEMENTS *MEMO*</b>	<b>22,500.00</b>	4a Commercial 109 22.18 70,517,850.00		Emergencies & Other Deferred Charges	
<b>DEBT SERVICE</b>		4b Industrial 12 4.36 13,847,100.00		State and Federal Aid Receivable	1,930.54
Principal Payments		4c Apartments 2 3.55 11,288,400.00		Other Receivables	34,754.41
Interest Payments		Total 2192 317,910,841.00		Total	2,838,266.80
<b>DEFERRED CHARGES</b>	<b>65,860.00</b>	Land Area 6.90 Sq. Miles		<b>LIABILITIES, RESERVES, AND SURPLUS</b>	
<b>SCHOOL, COUNTY, SPECIAL DISTRICT TAXES</b>	<b>5,332,228.40</b>	Net Valuation Taxable-Municipal	319,518,384	Cash Liabilities	743,120.08
<b>RESERVE FOR UNCOLLECTED TAXES</b>	<b>480,311.18</b>	Net Valuation Taxable-County	307,670,615	Reserves for Receivables	508,612.48
<b>EXPENDITURES TOTAL</b>	<b>8,438,015.19</b>	State Equalized Valuation	313,590,704	Surplus	1,586,534.24
		State Equalization Ratio	101.90	Total	2,838,266.80

0505

Population 1990 20,820  
 Population 1994 21,730  
 S & P Rating AAA  
 Moody Rating AAA

General Tax Rate Per \$100. 2.20  
 State Equalized Tax Rate 2.17

**LOWER TWP. - CAPE MAY CO.**  
 Form of Government:  
**Council-Manager Plan E (OMCL 50)**  
 Number of Members on Governing Body - 5

PER CAPITA:  
 Gross Debt 1,363.90  
 Net Debt 306.12  
 Debt Service 49.90  
 Total Tax Levy 1,350.89  
 Municipal Expenditures 573.16

PER CENT:  
 Gross Debt 2.30  
 Net Debt .52  
 Tax Levy Collected 92.67  
 Tax Levy Cancelled, Abated or Adjusted .37

EXPENDITURES-CURRENT YEAR		REVENUES REALIZED-CURRENT YEAR		PROPERTY TAXES-CURRENT YEAR	
<b>GENERAL GOVERNMENT</b>		<b>REVENUES REALIZED-CURRENT YEAR</b>		<b>STATE EQUALIZED TAX RATE</b>	
Governing Body & Public Boerds	65,100.00	Property Taxes Collected	27,296,426.81	Local District School Taxes	.64 8,283,578.50
Municipal Clerk	112,000.00	Payments in Lieu of Taxes	28,063,322.56	Regional & Consolidated School Tax	.45 5,881,383.41
Financial Administration	220,500.00	Delinquent Tax & Lien Collections	2,134,402.57	School Taxes in Municipal Budget	
Assessment of Taxes	129,100.00	Business Personalty Replacement Taxes	149,060.44	County Taxes	.43 * 5,569,393.99
Collection of Taxes	123,000.00	Taxes from Public Utilities	997,211.00	County Library Taxes	.03 352,068.55
Planning, Housing & Development	273,461.54	Other Miscellaneous Tax Revenues		Local Municipal Purpose Taxes	.61 7,854,722.83
Human Resources	217,006.00	State Aid Revenues	1,063,773.19	Veteran & Senior Citizen Taxes	
Elections	9,500.00	Federal Aid Revenues		Total Taxes for Rate Computation	2.16 28,350,947.28
General Administration (other)	803,720.00			Speciel District Taxes	
<b>JUDICIARY</b>		Sale of Acquired Property		Bank Corp. Taxes	
Municipal Courts	247,000.00	Other Miscellaneous Revenues	1,374,465.27	Added and Omitted Taxes	252,954.25
<b>PUBLIC SAFETY</b>		Total	61,078,641.84	Total Taxes Levied - ABSTRACT	29,354,825.75
Fire Protection	2,371,700.00	Prior Years Surplus Appropriated	869,000.00	Total Taxes Billed	29,456,610.55
Police Protection	1,056,245.59	<b>REVENUES TOTAL</b>	<b>61,947,641.84</b>	<b>TAXES COLLECTED</b>	<b>27,296,426.81</b>
Civil Defense & Disaster Control	15,200.00	Reserve For Uncollected Taxes	232,029.48	Taxes Cancelled, Abated or Adjusted	108,395.29
Environmental Inspection & Control	281,500.00	<b>CAPITAL OUTLAY TOTAL</b>	<b>2,095,826.13</b>	Transfer to Tax Title Liens or Foreclosed	64,415.80
Other Public Safety		Public Enterprises		Ending Balance	1,987,372.65
<b>PUBLIC WORKS</b>		Recreation-Culture	88,175.01	<b>PRIOR YEARS TAXES OUTSTANDING</b>	
Streets and Drainage	641,348.75	Public Works	692,399.91	Beginning Balance	2,157,909.90
Sewers end Sewage Processing		Buildings end Grounds	1,315,251.21	Collected	1,990,785.37
Garbage end Trash Disposal	737,000.00	Library end Education		Cancelled, Abated or Adjusted	14,916.97
Public Buildings end Grounds	317,500.00	Conservation		Transfers to Tax Title Liens or Foreclosed	820.36
Other Public Works	1,512,038.46	All Other		Ending Balance	151,387.20
<b>HEALTH end WELFARE</b>		<b>CAPITAL DEBT AUTHORIZED, ENDING BALANCE</b>		<b>TAX TITLE LIENS OUTSTANDING</b>	
Health Services Except Environmental	30,100.00	ISSUED AND UNISSUED		Beginning Balance	368,432.34
Welfare-Public Assistance	21,500.00	School	472,855	Transfer From Taxes	65,431.44
Hospital, Clinics, First Aid		Self-Liquideting		Redeemed	143,617.20
Animal, Insect, & Rodent Control	28,500.00	Other	29,164,721	Cancelled, Abated or Adjusted	
Other Welfare Services		Total	29,637,576	Transfers to Foreclosed Property	
<b>RECREATION end CONSERVATION</b>		<b>ISSUED AND OUTSTANDING</b>		Ending Balance	290,246.58
Beaches and Boardwalks		School	472,855.69	<b>PROPERTY ACQUIRED BY DEED OR</b>	
Perks, Playgrounds, Shede Trees	223,300.00	Self-Liquideting		<b>FORECLOSURE</b>	
Land Reclamation & Conservation	38,739.81	Other	28,770,721.25	Beginning Balance	402,500.00
Other Recreational Services	4,000.00	Total	29,243,576.94	Transfers From Taxes or Liens	
<b>EDUCATION (excluding schools)</b>		<b>EQUALIZED VALUATION BASIS</b>		Sale for Cash	
Librerles		<b>FOR NET DEBT COMPUTATION</b>		Cancelled, Abated or Adjusted	
Other Educational Services		<b>REAL PROPERTY VALUATIONS</b>		Ending Balance	402,500.00
<b>STATUTORY EXPENDITURES</b>		Code Class # of Parcels % VAL'N	ASSESSED VALUATION	<b>CURRENT FINANCES ENDING BALANCE</b>	
Pensions & F. I. C. A.	611,000.00	1 Vacant Land 1581 5.18	65,503,900.00	<b>ASSETS</b>	
Employee Fringe Benefits	967,500.00	2 Residential 12463 82.73	1,045,781,600.00	Cash	2,054,200.26
Other Statutory Expenditures		3 Farm 154 .43	5,434,300.00	Taxes Receivable	2,138,759.85
<b>MUNICIPAL FUNCTIONS</b>		4e Commercial 383 11.13	140,648,900.00	Tax Title Liens	290,246.58
<b>TOTAL</b>	<b>11,037,560.15</b>	4b Industrial 5 .09	1,154,500.00	Foreclosed Property	402,500.00
<b>CAPITAL IMPROVEMENTS</b>	<b>* MEMO*</b>	4c Apartments 3 .44	5,555,700.00	Emergencies & Other Deterrred Cherges	25,000.00
<b>DEBT SERVICE</b>		Total	1,264,078,900.00	State end Federal Aid Receivable	104,822.76
Principal Payments	720,000.00	Land Area 29.81 Sq. Miles		Other Receivables	588,653.07
Interest Payments	362,258.83	Net Valuation Taxable-Municipal	1,274,768,808	Total	5,604,182.52
<b>DEFERRED CHARGES</b>		Net Valuation Taxable-County	1,309,801,976	<b>LIABILITIES, RESERVES, AND SURPLUS</b>	
SCHOOL, COUNTY, SPECIAL DISTRICT TAXES	103,000.00	State Equalized Valuation	1,294,018,740	Cash Liabilities	1,224,657.66
RESERVE FOR UNCOLLECTED TAXES	232,029.48	State Equalization Ratio	98.50	Reserves for Receivables	3,128,159.50
<b>EXPENDITURES</b>	<b>TOTAL</b>			Surplus	1,251,365.36
	<b>33,701,997.13</b>			Total	5,604,182.52

\*Includes County Health Service Taxes or County Open Space Tax. See Table 13.

1704

Population 1990 1,858  
 Population 1994 1,891  
 S & P Rating  
 Moody Rating

General Tax Rate Per \$100. 1.08  
 State Equalized Tax Rate .87

LOWER ALLOWAYS CREEK - SALEM CO.

Form of Government:

Township Committee

Number of Members on Governing Body - 5

PER CAPITA:  
 Gross Debt  
 Net Debt  
 Debt Service  
 Total Tax Levy 750.54  
 Municipal Expenditures 5,881.74

PER CENT:  
 Gross Debt  
 Net Debt  
 Tax Levy Collected 95.06  
 Tax Levy Cancelled, Abated or Adjusted .25

EXPENDITURES-CURRENT YEAR		REVENUES REALIZED-CURRENT YEAR		PROPERTY TAXES-CURRENT YEAR	
<b>GENERAL GOVERNMENT</b>		<b>REVENUES REALIZED-CURRENT YEAR</b>		<b>PROPERTY TAXES-CURRENT YEAR</b>	
Governing Body & Public Boards		Property Taxes Collected	1,356,145.63	STATE EQUALIZED TAX RATE →	
Municipal Clerk		Payments In Lieu of Taxes		Local District School Taxes	
Financial Administration	95,000.00	Delinquent Tax & Lien Collections	75,006.63	Regional & Consolidated School Tax	
Assessment of Taxes	17,773.00	Business Personality Replacement Taxes	14,890.64	School Taxes in Municipal Budget	
Collection of Taxes	13,275.00	Taxes from Public Utilities	7,383,132.00	County Taxes	.87 * 1,419,120.96
Planning, Housing & Development	99,427.00	Other Miscellaneous Tax Revenues		County Library Taxes	
Human Resources	8,303.24	State Aid Revenues	387,249.43	Local Municipal Purpose Taxes	
Elections		Federal Aid Revenues		Veteran & Senior Citizen Taxes	14,100.00
General Administration (other)	3,996,507.09	Sale of Acquired Property		Total Taxes for Rate Computation	.87 1,433,220.96
<b>JUDICIARY</b>		Other Miscellaneous Revenues		Special District Taxes	
Municipal Courts	38,450.00	Total	3,207,027.61	Bank Corp. Taxes	
<b>PUBLIC SAFETY</b>		Prior Years Surplus Appropriated	1,200,000.00	Added and Omitted Taxes	167.97
Fire Protection	61,366.44	REVENUES TOTAL	13,623,451.94	Total Taxes Levied - ABSTRACT	1,419,268.93
Police Protection	1,030,875.00	Reserve For Uncollected Taxes	114,947.49	Total Taxes Billed	1,426,648.03
Civil Defense & Disaster Control	14,900.00	CAPITAL OUTLAY TOTAL	169,350.62	TAXES COLLECTED	1,356,145.63
Environmental Inspection & Control	38,850.00	Public Enterprises		Taxes Cancelled, Abated or Adjusted	3,622.16
Other Public Safety		Recreation-Culture		Transfer to Tax Title Liens or Foreclosed	1,130.34
<b>PUBLIC WORKS</b>		Buildings and Grounds	169,350.62	Ending Balance	72,994.22
Streets and Drainage	596,364.44	Library and Education		PRIOR YEARS TAXES OUTSTANDING	
Sewers and Sewage Processing	590,194.00	Conservation		Beginning Balance	75,153.18
Garbage and Trash Disposal	154,000.00	All Other		Collected	75,006.63
Public Buildings and Grounds	432,250.00	CAPITAL DEBT AUTHORIZED, ENDING BALANCE		Cancelled, Abated or Adjusted	5.04
Other Public Works	152,500.00	ISSUED AND UNISSUED GROSS DEBT NET DEBT		Transfers to Tax Title Liens or Foreclosed	141.51
<b>HEALTH and WELFARE</b>		School		Ending Balance	
Health Services Except Environmental	3,250.00	Self-Liquidating		TAX TITLE LIENS OUTSTANDING	
Welfare-Public Assistance	5,630.00	Other		Beginning Balance	726.96
Hospital, Clinics, First Aid	7,500.00	Total		Transfer From Taxes	1,271.85
Animal, Insect, & Rodent Control	96,010.00	ISSUED AND OUTSTANDING		Redeemed	
Other Welfare Services		School		Cancelled, Abated or Adjusted	
<b>RECREATION and CONSERVATION</b>		Self-Liquidating		Transfers to Foreclosed Property	
Beeches and Boardwalks	210,000.00	Other		Ending Balance	1,998.81
Parks, Playgrounds, Shade Trees	22,600.00	Total		PROPERTY ACQUIRED BY DEED OR	
Land Reclamation & Conservation		EQUALIZED VALUATION BASIS FOR NET DEBT COMPUTATION	158,211,948	FORECLOSURE	
Other Recreational Services	185,247.15	REAL PROPERTY VALUATIONS		Beginning Balance	2,550.00
<b>EDUCATION (excluding schools)</b>		Code Class # of Parcels % VAL'N ASSESSED VALUATION		Transfers From Taxes or Liens	
Libraries		1 Vacant Land 191 1.48 1,926,050.00		Sale for Cash	
Other Educational Services	2,009,230.00	2 Residential 428 22.00 28,568,300.00		Cancelled, Abated or Adjusted	
<b>STATUTORY EXPENDITURES</b>		3 Farm 609 17.43 22,640,200.00		Ending Balance	2,550.00
Pensions & F. I. C. A.	311,000.00	4a Commercial 12 .74 956,100.00		CURRENT FINANCES ENDING BALANCE	
Employee Fringe Benefits	800,000.00	4b Industrial 1 58.35 75,779,200.00		ASSETS	
Other Statutory Expenditures	6,000.00	4c Apartments		Cash	4,230,921.03
<b>MUNICIPAL FUNCTIONS</b>		Total	1241 129,869,850.00	Taxes Receivable	72,994.22
CAPITAL IMPROVEMENTS	*MEMO* 230,000.00	Land Area 47.70 Sq. Miles		Tax Title Liens	1,998.81
<b>DEBT SERVICE</b>		Net Valuation Taxable-Municipal	130,871,565	Foreclosed Property	2,550.00
Principal Payments		Net Valuation Taxable-County	169,547,258	Emergencies & Other Deferred Charges	7,524.78
Interest Payments		State Equalized Valuation	162,370,813	State and Federal Aid Receivable	6,046.45
<b>DEFERRED CHARGES</b>		State Equalization Ratio	80.48	Other Receivables	48,784.49
SCHOOL, COUNTY, SPECIAL DISTRICT TAXES	10,927.74			Total	4,370,819.78
RESERVE FOR UNCOLLECTED TAXES	1,419,120.96			LIABILITIES, RESERVES, AND SURPLUS	
EXPENDITURES TOTAL	12,541,496.55			Cash Liabilities	2,184,574.56
				Reserves for Receivables	126,327.52
				Surplus	2,059,917.70
				Total	4,370,819.78

\*Includes County Health Service Taxes or County Open Space Tax. See Table 13.

0317

Population 1990 6,705  
 Population 1994 7,358  
 S & P Rating  
 Moody Rating

General Tax Rate Per \$100 2.27  
 State Equalized Tax Rate 2.32

LUMBERTON TOWNSHIP - BURLINGTON CO.

Form of Government:  
 Township Committee  
 Number of Members on Governing Body - 3

PER CAPITA:  
 Gross Debt 252.40  
 Net Debt 182.05  
 Debt Service 1.45  
 Total Tax Levy 1,281.04  
 Municipal Expenditures 668.44

PER CENT:  
 Gross Debt .49  
 Net Debt .35  
 Tax Levy Collected 95.03  
 Tax Levy Cancelled, Abated or Adjusted 1.55

EXPENDITURES-CURRENT YEAR		REVENUES REALIZED-CURRENT YEAR		PROPERTY TAXES-CURRENT YEAR	
<b>GENERAL GOVERNMENT</b>		<b>REVENUES REALIZED-CURRENT YEAR</b>		<b>STATE EQUALIZED TAX RATE</b>	
Governing Body & Public Boards		Property Taxes Collected	8,956,832.26	Local District School Taxes	1.05 4,175,787.00
Municipal Clerk		Payments in Lieu of Taxes		Regional & Consolidated School Tax	.36 1,422,583.90
Financial Administration	71,735.00	Delinquent Tax & Lien Collections	235,837.92	School Taxes in Municipal Budget	
Assessment of Taxes	45,559.00	Business Personalty Replacement Taxes	90,982.00	County Taxes	.49 * 1,950,145.66
Collection of Taxes	36,384.00	Taxes from Public Utilities	1,190,547.00	County Library Taxes	.03 131,126.99
Planning, Housing & Development	29,115.00	Other Miscellaneous Tax Revenues		Local Municipal Purpose Taxes	.38 1,498,000.00
Human Resources	86,581.66	State Aid Revenues	411,093.29	Veteran & Senior Citizen Taxes	
Elections		Federal Aid Revenues		Total Taxes for Rate Computation	2.31 9,210,293.55
General Administration (other)	890,715.82			Special District Taxes	
<b>JUDICIARY</b>		Sale of Acquired Property		Bank Corp. Taxes	
Municipal Courts	64,216.00	Other Miscellaneous Revenues		Added and Omitted Taxes	248,214.01
<b>PUBLIC SAFETY</b>		Total	11,487,314.76	Total Taxes Levied - ABSTRACT	9,425,857.56
Fire Protection	146,887.00	Prior Years Surplus Appropriated	2,000,000.00	Total Taxes Billed	9,425,127.91
Police Protection	1,092,934.00	REVENUES TOTAL	13,487,314.76	TAXES COLLECTED	8,956,832.26
Civil Defense & Disaster Control	3,300.00	Reserve For Uncollected Taxes	1,104,125.64	Taxes Cancelled, Abated or Adjusted	145,624.77
Environmental Inspection & Control	98,870.00			Transfer to Tax Title Liens or Foreclosed	16,450.70
Other Public Safety		<b>CAPITAL OUTLAY TOTAL</b>	<b>176,489.00</b>	Ending Balance	306,220.18
<b>PUBLIC WORKS</b>		Public Enterprises		<b>PRIOR YEARS TAXES OUTSTANDING</b>	
Streets and Drainage	407,029.54	Recreation-Culture		Beginning Balance	272,874.89
Sewers and Sewage Processing	2,000.00	Public Works		Collected	235,837.92
Garbage and Trash Disposal	238,603.00	Buildings and Grounds	176,489.00	Cancelled, Abated or Adjusted	29,496.35
Public Buildings and Grounds	56,700.00	Library and Education		Transfers to Tax Title Liens or Foreclosed	
Other Public Works	147,384.00	Conservation		Ending Balance	7,540.62
<b>HEALTH and WELFARE</b>		All Other		<b>TAX TITLE LIENS OUTSTANDING</b>	
Health Services Except Environmental	450.00			Beginning Balance	88,776.09
Welfare-Public Assistance	6,901.00	<b>CAPITAL DEBT AUTHORIZED, ENDING BALANCE</b>		Transfer From Taxes	19,002.62
Hospital, Clinics, First Aid		ISSUED AND UNISSUED		Redeemed	
Animal, Insect, & Rodent Control		School	517,688	Cancelled, Abated or Adjusted	
Other Welfare Services		Sell-Liquidating		Transfers to Foreclosed Property	
<b>RECREATION and CONSERVATION</b>		Other	1,339,500	Ending Balance	107,778.71
Beaches and Boardwalks		Total	1,857,188	<b>PROPERTY ACQUIRED BY DEED OR FORECLOSURE</b>	
Parks, Playgrounds, Shade Trees	31,270.00	ISSUED AND OUTSTANDING		Beginning Balance	6,600.00
Land Reclamation & Conservation	5,043.41	School	517,688.17	Transfers From Taxes or Liens	
Other Recreational Services	4,900.00	Sell-Liquidating		Sale for Cash	
<b>EDUCATION (excluding schools)</b>		Other	360,000.00	Cancelled, Abated or Adjusted	
Libraries		Total	877,688.17	Ending Balance	6,600.00
Other Educational Services		<b>EQUALIZED VALUATION BASIS FOR NET DEBT COMPUTATION</b>	<b>380,894,914</b>	<b>CURRENT FINANCES ENDING BALANCE</b>	
<b>STATUTORY EXPENDITURES</b>		<b>REAL PROPERTY VALUATIONS</b>		<b>ASSETS</b>	
Pensions & F. I. C. A.	297,500.00	Code Class # of Parcels % VAL'N ASSESSED VALUATION		Cash	3,745,052.37
Employee Fringe Benefits		1 Vacant Land 499 3.45 13,885,600.00		Taxes Receivable	313,760.80
Other Statutory Expenditures		2 Residential 2035 60.70 246,559,500.00		Tax Title Liens	107,778.71
<b>MUNICIPAL FUNCTIONS TOTAL</b>	<b>3,764,078.43</b>	3 Farm 204 2.91 11,712,900.00		Foreclosed Property	6,600.00
<b>CAPITAL IMPROVEMENTS *MEMO*</b>	<b>90,500.00</b>	4a Commercial 134 16.37 65,963,500.00		Emergencies & Other Deferred Charges	39,200.00
<b>DEBT SERVICE</b>		4b Industrial 12 10.34 41,678,900.00		State and Federal Aid Receivable	819.60
Principal Payments		4c Apartments 7 6.23 25,099,000.00		Other Receivables	506,509.30
Interest Payments	10,660.23	Total 2891 432,899,400.00		Total	4,719,720.78
<b>DEFERRED CHARGES</b>	<b>39,529.00</b>	Land Area 13.34 Sq. Miles		<b>LIABILITIES, RESERVES, AND SURPLUS</b>	
SCHOOL, COUNTY, SPECIAL DISTRICT TAXES	7,679,643.55	Net Valuation Taxable-Municipal	405,204,474	Cash Liabilities	1,086,044.65
RESERVE FOR UNCOLLECTED TAXES	1,104,125.64	Net Valuation Taxable-County	391,492,554	Reserves for Receivables	934,648.81
<b>EXPENDITURES TOTAL</b>	<b>12,598,036.85</b>	State Equalized Valuation	396,878,965	Surplus	2,699,027.32
		State Equalization Ratio	102.11	Total	4,719,720.78

\*Includes County Health Service Taxes or County Open Space Tax. See Table 13.

0232

Population 1990 18,262  
 Population 1994 18,540  
 S & P Rating  
 Moody Rating

General Tax Rate Per \$100. 1.88  
 State Equalized Tax Rate 1.90

LYNDHURST TOWNSHIP - BERGEN CO.  
 Form of Government:  
 Commission (1911)  
 Number of Members on Governing Body - 5

PER CAPITA:  
 Gross Debt 1,192.48  
 Net Debt 1,149.76  
 Debt Service 21.43  
 Total Tax Levy 1,675.93  
 Municipal Expenditures 810.41

PER CENT:  
 Gross Debt 1.34  
 Net Debt 1.29  
 Tax Levy Collected 93.77  
 Tax Levy Cancelled, Abated or Adjusted

EXPENDITURES-CURRENT YEAR		REVENUES REALIZED-CURRENT YEAR		PROPERTY TAXES-CURRENT YEAR			
<b>GENERAL GOVERNMENT</b>		<b>REVENUES REALIZED-CURRENT YEAR</b>		<b>PROPERTY TAXES-CURRENT YEAR</b>			
Governing Body & Public Boards	1,700.00	Property Taxes Collected	25,077,525.57	STATE EQUALIZED TAX RATE	1.90		
Municipal Clerk	99,200.00	Payments In Lieu of Taxes	15,206.47	Local District School Taxes	16,275,505.00		
Financial Administration	47,200.00	Delinquent Tax & Lien Collections	510,304.34	Regional & Consolidated School Tax			
Assessment of Taxes	120,047.12	Business Personalty Replacement Taxes	471,525.04	School Taxes in Municipal Budget			
Collection of Taxes	217,099.88	Taxes from Public Utilities	832,916.00	County Taxes	4,585,197.33 *		
Planning, Housing & Development	12,375.00	Other Miscellaneous Tax Revenues	412,923.00	County Library Taxes			
Human Resources	196,046.29	State Aid Revenues	1,354,456.14	Local Municipal Purpose Taxes	10,192,950.37		
Elections	17,900.00	Federal Aid Revenues		Veteran & Senior Citizen Taxes	226,650.00		
General Administration (other)	1,344,236.10			Total Taxes for Rate Computation	31,280,302.70		
<b>JUDICIARY</b>		Sale of Acquired Property	2,658,829.47	Special District Taxes			
Municipal Courts	134,000.00	Other Miscellaneous Revenues	31,333,682.03	Bank Corp. Taxes			
<b>PUBLIC SAFETY</b>		Total	31,333,682.03	Added and Omitted Taxes	18,165.12		
Fire Protection	115,546.01	Prior Years Surplus Appropriated	360,000.00	Total Taxes Levied - ABSTRACT	31,071,817.82		
Police Protection	3,410,345.18	REVENUES TOTAL	31,693,682.03	Total Taxes Billed	26,743,390.43		
Civil Defense & Disaster Control	15,540.35	Reserve For Uncollected Taxes	1,569,936.44	TAXES COLLECTED	25,077,525.57		
Environmental Inspection & Control	188,750.37	CAPITAL OUTLAY TOTAL	900,736.54	Taxes Cancelled, Abated or Adjusted			
Other Public Safety		Public Enterprises	394,096.03	Transfer to Tax Title Liens or Foreclosed Ending Balance	411,500.70		
<b>PUBLIC WORKS</b>		Recreation-Culture	306.97	PRIOR YEARS TAXES OUTSTANDING			
Streets and Drainage	589,032.86	Public Works	210,503.59	Beginning Balance	1,198,399.40		
Sewers and Sewage Processing	1,031,239.82	Buildings and Grounds	295,779.95	Collected	509,516.10		
Garbage and Trash Disposal	1,857,500.00	Library and Education	50.00	Cancelled, Abated or Adjusted	98,381.41		
Public Buildings and Grounds	56,965.69	Conservation		Transfers to Tax Title Liens or Foreclosed Ending Balance	590,501.89		
Other Public Works	39,242.43	All Other		TAX TITLE LIENS OUTSTANDING			
<b>HEALTH and WELFARE</b>		CAPITAL DEBT AUTHORIZED, ENDING BALANCE		Beginning Balance	718,680.47		
Health Services Except Environmental	248,138.72	ISSUED AND UNISSUED	GROSS DEBT	Transfer From Taxes	134,520.09		
Welfare-Public Assistance	13,600.00	School	NET DEBT	Redeemed	788.24		
Hospital, Clinics, First Aid		Self-Liquidating	729,946	Cancelled, Abated or Adjusted			
Animal, Insect, & Rodent Control	9,300.00	Other	21,378,674	Transfers to Foreclosed Property			
Other Welfare Services		Total	22,108,621	Ending Balance	852,412.32		
<b>RECREATION and CONSERVATION</b>		ISSUED AND OUTSTANDING		PROPERTY ACQUIRED BY DEED OR FORECLOSURE			
Beaches and Boardwalks		School		Beginning Balance	7,542,000.00		
Parks, Playgrounds, Shade Trees	813,600.00	Self-Liquidating	490,000.00	Transfers From Taxes or Liens			
Land Reclamation & Conservation	24,601.20	Other	9,170,500.00	Sale for Cash			
Other Recreational Services	79,309.31	Total	9,660,500.00	Cancelled, Abated or Adjusted			
<b>EDUCATION (excluding schools)</b>		EQUALIZED VALUATION BASIS FOR NET DEBT COMPUTATION	1,649,605,089	Ending Balance	7,542,000.00		
Libraries	555,707.00	REAL PROPERTY VALUATIONS		CURRENT FINANCES ENDING BALANCE			
Other Educational Services		Code	Class	# of Parcels	% VAL'N	ASSETS	
<b>STATUTORY EXPENDITURES</b>		1	Vacant Land	156	3.33	Cash	3,489,527.00
Pensions & F. I. C. A.	635,695.52	2	Residential	5063	55.37	Taxes Receivable	1,844,866.00
Employee Fringe Benefits	1,008,905.63	3	Farm			Tax Title Liens	852,412.00
Other Statutory Expenditures		4a	Commercial	318	12.86	Foreclosed Property	7,542,000.00
<b>MUNICIPAL FUNCTIONS</b>		4b	Industrial	111	26.51	Emergencies & Other Deferred Charges	67,500.00
CAPITAL IMPROVEMENTS	300,000.00	4c	Apartments	48	1.83	State and Federal Aid Receivable	214,399.00
<b>DEBT SERVICE</b>		Total	5696			Other Receivables	2,753,539.00
Principal Payments	112,000.00	Land Area	4.70	Sq. Miles		Total	16,764,243.00
Interest Payments	285,304.33	Net Valuation Taxable-Municipal				LIABILITIES, RESERVES, AND SURPLUS	
<b>DEFERRED CHARGES</b>		Net Valuation Taxable-County				Cash Liabilities	4,442,632.00
SCHOOL, COUNTY, SPECIAL DISTRICT TAXES	20,860,702.33	State Equalized Valuation				Reserves for Receivables	11,440,118.00
RESERVE FOR UNCOLLECTED TAXES	1,559,936.44	State Equalization Ratio				Surplus	881,493.00
<b>EXPENDITURES</b>						Total	16,764,243.00
TOTAL	12,882,822.48						
*MEMO*	300,000.00						
TOTAL	13,182,822.48						

\*Includes County Health Service Taxes or County Open Space Tax. See Table 13

1417

Population 1990 15,850  
 Population 1994 15,708  
 S & P Rating AA+  
 Moody Rating

General Tax Rate Per \$100 3.14  
 State Equalized Tax Rate 1.86

**MADISON BOROUGH - MORRIS COUNTY**  
 Form of Government:  
**Borough Council**  
 Number of Members on Governing Body - 6

PER CAPITA:  
 Gross Debt 1,235.77  
 Net Debt 1,033.01  
 Debt Service 129.51  
 Total Tax Levy 1,887.69  
 Municipal Expenditures 974.75

PER CENT:  
 Gross Debt 1.33  
 Net Debt 1.11  
 Tax Levy Collected 97.79  
 Tax Levy Cancelled, Abated or Adjusted 1.04

EXPENDITURES-CURRENT YEAR		REVENUES REALIZED-CURRENT YEAR		PROPERTY TAXES-CURRENT YEAR	
<b>GENERAL GOVERNMENT</b>		<b>REVENUES REALIZED-CURRENT YEAR</b>		<b>PROPERTY TAXES-CURRENT YEAR</b>	
Governing Body & Public Boards		Property Taxes Collected	29,009,859.42	STATE EQUALIZED TAX RATE	1.03
Municipal Clerk		Payments in Lieu of Taxes	27,934.37	Local District School Taxes	16,347,771.00
Financial Administration	140,221.00	Delinquent Tax & Lien Collections	469,649.76	Regional & Consolidated School Tax	
Assessment of Taxes	81,621.00	Business Personality Replacement Taxes	169,544.00	School Taxes in Municipal Budget	
Collection of Taxes	66,967.00	Taxes from Public Utilities	507,912.00	County Taxes	.31 *
Planning, Housing & Development	125,025.00	Other Miscellaneous Tax Revenues		County Library Taxes	
Human Resources	205,759.00	State Aid Revenues	662,396.33	Local Municipal Purpose Taxes	.53
Elections	6,310.00	Federal Aid Revenues		Veteran & Senior Citizen Taxes	
General Administration (other)	1,000,729.00			Total Taxes for Rate Computation	1.87
<b>JUDICIARY</b>				Special District Taxes	
Municipal Courts	133,702.00	Sale of Acquired Property		Bank Corp. Taxes	
<b>PUBLIC SAFETY</b>		Other Miscellaneous Revenues	5,801,679.59	Added and Omitted Taxes	16,862.39
Fire Protection	755,180.00	Total	36,648,973.45	Total Taxes Levied - ABSTRACT	29,651,911.69
Police Protection	2,153,767.00	Prior Years Surplus Appropriated	1,787,000.00	Total Taxes Billed	29,665,197.30
Civil Defense & Disaster Control	2,335.00	<b>REVENUES TOTAL</b>	<b>38,435,973.45</b>	<b>TAXES COLLECTED</b>	<b>29,009,859.42</b>
Environmental Inspection & Control	191,862.00	Reserve For Uncollected Taxes	902,620.00	Taxes Cancelled, Abated or Adjusted	308,243.94
Other Public Safety		<b>CAPITAL OUTLAY TOTAL</b>	<b>1,393,074.23</b>	Transfer to Tax Title Liens or Foreclosed	9,459.03
<b>PUBLIC WORKS</b>				Ending Balance	337,634.91
Streets and Drainage	144,079.30	Public Enterprises	289,064.88	<b>PRIOR YEARS TAXES OUTSTANDING</b>	
Sewers and Sewage Processing	1,020,718.00	Recreation-Culture	28,478.72	Beginning Balance	482,307.36
Garbage and Trash Disposal	1,434,115.00	Public Works	518,760.76	Collected	466,503.06
Public Buildings and Grounds	266,601.00	Buildings and Grounds	556,769.87	Cancelled, Abated or Adjusted	1,101.84
Other Public Works	1,590,239.00	Library and Education		Transfers to Tax Title Liens or Foreclosed	
<b>HEALTH and WELFARE</b>		Conservation		Ending Balance	14,702.46
Health Services Except Environmental	493,851.00	All Other		<b>TAX TITLE LIENS OUTSTANDING</b>	
Welfare-Public Assistance	30,276.00			Beginning Balance	37,543.47
Hospital, Clinics, First Aid		<b>CAPITAL DEBT AUTHORIZED, ENDING BALANCE</b>		Transfer From Taxes	9,459.03
Animal, Insect, & Rodent Control	12,335.00	ISSUED AND UNISSUED		Redeemed	3,146.68
Other Welfare Services		School		Cancelled, Abated or Adjusted	
<b>RECREATION and CONSERVATION</b>		Self-Liquidating	2,554,000	Transfers to Foreclosed Property	
Beaches and Boardwalks		Other	16,857,513	Ending Balance	43,855.82
Parks, Playgrounds, Shade Trees	207,135.00	Total	19,411,513	<b>PROPERTY ACQUIRED BY DEED OR FORECLOSURE</b>	
Land Reclamation & Conservation	16,318.00	ISSUED AND OUTSTANDING		Beginning Balance	33,300.00
Other Recreational Services	71,476.00	School		Transfers From Taxes or Liens	
<b>EDUCATION (excluding schools)</b>		Self-Liquidating	392,000.00	Sale for Cash	
Libraries	728,005.00	Other	15,785,913.00	Cancelled, Abated or Adjusted	
Other Educational Services	10,000.00	Total	16,177,913.00	Ending Balance	33,300.00
<b>STATUTORY EXPENDITURES</b>		<b>EQUALIZED VALUATION BASIS FOR NET DEBT COMPUTATION</b>	<b>1,462,645,747</b>	<b>CURRENT FINANCES ENDING BALANCE</b>	
Pensions & F. I. C. A.	811,000.00	<b>REAL PROPERTY VALUATIONS</b>		ASSETS	
Employee Fringe Benefits	669,743.00	Code Class # of Parcels % VAL'N ASSESSED VALUATION		Cash	9,496,220.53
Other Statutory Expenditures		1 Vacant Land 107 1.33	11,968,100.00	Taxes Receivable	352,337.37
<b>MUNICIPAL FUNCTIONS TOTAL</b>	<b>12,349,367.30</b>	2 Residential 4125 71.40	643,685,200.00	Tax Title Liens	43,855.82
<b>CAPITAL IMPROVEMENTS *MEMO*</b>	<b>1,845,100.00</b>	3 Farm		Foreclosed Property	33,300.00
<b>DEBT SERVICE</b>		4a Commercial 221 24.30	219,040,850.00	Emergencies & Other Deferred Charges	
Principal Payments	1,199,308.26	4b Industrial 5 .20	1,767,300.00	State and Federal Aid Receivable	
Interest Payments	835,103.74	4c Apartments 36 2.78	25,034,900.00	Other Receivables	67,704.06
<b>DEFERRED CHARGES</b>	<b>25,000.00</b>	Total 4494	901,496,350.00	Total	9,993,417.78
SCHOOL, COUNTY, SPECIAL DISTRICT TAXES	21,205,026.30	Land Area 4.20 Sq. Miles		<b>LIABILITIES, RESERVES, AND SURPLUS</b>	
RESERVE FOR UNCOLLECTED TAXES	902,620.00	Net Valuation Taxable-Municipal	941,444,328	Cash Liabilities	3,140,494.33
<b>EXPENDITURES TOTAL</b>	<b>36,516,422.60</b>	Net Valuation Taxable-County	1,536,114,192	Reserves for Receivables	497,197.25
		State Equalized Valuation	1,559,245,521	Surplus	6,355,726.20
		State Equalization Ratio	59.34	Total	9,993,417.78

0423

Population 1990 4,861  
 Population 1994 4,850  
 S & P Rating  
 Moody Rating

General Tax Rate Per \$100. 3.22  
 State Equalized Tax Rate 3.33

MAGNOLIA BOROUGH - CAMDEN COUNTY

Form of Government:

Borough Council

Number of Members on Governing Body - 6

PER CAPITA: PER CENT:  
 Gross Debt 1,101.49 Gross Debt 3.58  
 Net Debt 361.62 Net Debt 1.18  
 Debt Service 43.64 Tax Levy Collected 93.34  
 Total Tax Levy 1,051.31 Tax Levy Cancelled, Abated or Adjusted .38  
 Municipal Expenditures 473.77

EXPENDITURES-CURRENT YEAR		REVENUES REALIZED-CURRENT YEAR		PROPERTY TAXES-CURRENT YEAR	
<b>GENERAL GOVERNMENT</b>		<b>REVENUES REALIZED-CURRENT YEAR</b>		<b>STATE EQUALIZED TAX RATE</b>	
Governing Body & Public Boards	11,450.00	Property Taxes Collected	4,762,975.32	Local District School Taxes	1.25 1,911,836.00
Municipal Clerk	21,956.00	Payments in Lieu of Taxes		Regional & Consolidated School Tax	.55 837,259.69
Financial Administration	38,575.00	Delinquent Tax & Lien Collections	296,345.01	School Taxes in Municipal Budget	
Assessment of Taxes	8,571.16	Business Personalty Replacement Taxes	34,775.56	County Taxes	.84 * 1,287,837.25
Collection of Taxes	19,130.00	Taxes from Public Utilities	265,373.00	County Library Taxes	.03 50,648.02
Planning, Housing & Development	6,417.00	Other Miscellaneous Tax Revenues		Local Municipal Purpose Taxes	.65 983,645.82
Human Resources	75,113.11	State Aid Revenues	311,341.26	Veteran & Senior Citizen Taxes	71,700.00
Elections	3,057.00	Federal Aid Revenues		Total Taxes for Rate Computation	3.32 5,142,926.78
General Administration (other)	141,353.63			Special District Taxes	
<b>JUDICIARY</b>		Sale of Acquired Property		Bank Corp. Taxes	
Municipal Courts	46,767.47	Other Miscellaneous Revenues	277,843.01	Added and Omitted Taxes	27,616.76
<b>PUBLIC SAFETY</b>		Total	5,948,653.16	Total Taxes Levied - ABSTRACT	5,098,843.54
Fire Protection	69,240.50	Prior Years Surplus Appropriated	220,000.00	Total Taxes Billed	5,103,034.53
Police Protection	417,437.46	REVENUES TOTAL	6,168,653.16	TAXES COLLECTED	4,762,975.32
Civil Defense & Disaster Control	2,963.75	Reserve For Uncollected Taxes	360,755.21	Taxes Cancelled, Abated or Adjusted	19,231.46
Environmental Inspection & Control	29,015.00	CAPITAL OUTLAY TOTAL	321,563.50	Transfer to Tax Title Liens or Foreclosed Ending Balance	26,710.39
Other Public Safety		Public Enterprises	64,987.93	PRIOR YEARS TAXES OUTSTANDING	
<b>PUBLIC WORKS</b>		Recreation-Culture	3,500.00	Beginning Balance	280,136.80
Streets and Drainage	197,252.71	Public Works	206,874.24	Collected	266,211.98
Sewers and Sewage Processing	4,825.00	Buildings and Grounds	46,201.33	Cancelled, Abated or Adjusted	1,200.25
Garbage and Trash Disposal	293,222.05	Library and Education		Transfers to Tax Title Liens or Foreclosed Ending Balance	1,080.65
Public Buildings and Grounds	21,079.64	Conservation		TAX TITLE LIENS OUTSTANDING	
Other Public Works	23,700.00	All Other		Beginning Balance	101,270.45
<b>HEALTH and WELFARE</b>		CAPITAL DEBT AUTHORIZED, ENDING BALANCE		Transfer From Taxes	27,930.00
Health Services Except Environmental	12,800.00	ISSUED AND UNISSUED	GROSS DEBT	Redeemed	30,133.03
Welfare-Public Assistance	5,056.00	School	3,362,377	Cancelled, Abated or Adjusted	
Hospital, Clinics, First Aid		Self-Liquidating	142,500	Transfers to Foreclosed Property	
Animal, Insect, & Rodent Control		Other	1,837,347	Ending Balance	99,067.42
Other Welfare Services		Total	5,342,225	PROPERTY ACQUIRED BY DEED OR FORECLOSURE	
<b>RECREATION and CONSERVATION</b>		ISSUED AND OUTSTANDING		Beginning Balance	20,700.00
Beaches and Boardwalks		School	3,362,337.87	Transfers From Taxes or Liens	
Perks, Playgrounds, Shade Trees	5,880.00	Self-Liquidating		Sale for Cash	
Land Reclamation & Conservation		Other	1,832,500.00	Cancelled, Abated or Adjusted	
Other Recreational Services	5,075.00	Total	5,194,837.87	Ending Balance	20,700.00
<b>EDUCATION (excluding schools)</b>		EQUALIZED VALUATION BASIS FOR NET DEBT COMPUTATION	149,102,637	CURRENT FINANCES ENDING BALANCE	
Libraries	1,230.00	REAL PROPERTY VALUATIONS		ASSETS	
Other Educational Services	330.00	Code Class # of Parcels % VAL'N	ASSESSED VALUATION	Cash	656,926.09
<b>STATUTORY EXPENDITURES</b>		1 Vacant Land 176 2.53	3,972,700.00	Taxes Receivable	305,761.28
Pensions & F. I. C. A.	102,472.50	2 Residential 1451 79.84	125,596,300.00	Tax Title Liens	99,067.42
Employee Fringe Benefits	93,230.00	3 Farm 79 9.62	15,128,100.00	Foreclosed Property	20,700.00
Other Statutory Expenditures	8,000.00	4e Commercial 4 4.20	6,606,400.00	Emergencies & Other Deferred Charges	36,000.00
<b>MUNICIPAL FUNCTIONS TOTAL</b>		4c Apartments 4 3.82	6,015,800.00	State and Federal Aid Receivable	4,163.00
CAPITAL IMPROVEMENTS *MEMO*	20,000.00	Total 1714	157,319,300.00	Other Receivables	62,639.93
<b>DEBT SERVICE</b>		Land Area .98 Sq. Miles		Total	1,185,257.72
Principal Payments	135,000.00	Net Valuation Taxable-Municipal	157,719,640	LIABILITIES, RESERVES, AND SURPLUS	
Interest Payments	76,660.00	Net Valuation Taxable-County	151,484,083	Cash Liabilities	465,988.50
<b>DEFERRED CHARGES</b>		State Equalized Valuation	152,458,430	Reserves for Receivables	488,168.63
SCHOOL, COUNTY, SPECIAL DISTRICT TAXES	60,156.13	State Equalization Ratio	103.46	Surplus	231,100.59
RESERVE FOR UNCOLLECTED TAXES	4,087,580.96			Total	1,185,257.72
EXPENDITURES TOTAL	6,385,352.28				

0233

Population 1990 17,905  
 Population 1994 20,052  
 S & P Rating  
 Moody Rating

General Tax Rate Per \$100 1.89  
 State Equalized Tax Rate 1.58

**MAHWAH TOWNSHIP - BERGEN COUNTY**  
 Form of Government:  
**Mayor-Council Plan B (OMCL 50)**  
 Number of Members on Governing Body - 5

PER CAPITA:  
 Gross Debt 682.79  
 Net Debt 351.55  
 Debt Service 50.55  
 Total Tax Levy 1,922.70  
 Municipal Expenditures 877.37

PER CENT:  
 Gross Debt .56  
 Net Debt .29  
 Tax Levy Collected 97.44  
 Tax Levy Cancelled, Abated or Adjusted .39

EXPENDITURES-CURRENT YEAR		REVENUES REALIZED-CURRENT YEAR		PROPERTY TAXES-CURRENT YEAR	
<b>GENERAL GOVERNMENT</b>		<b>REVENUES REALIZED-CURRENT YEAR</b>		<b>STATE EQUALIZED TAX RATE</b>	
Governing Body & Public Boards	106,210.00	Property Taxes Collected	37,631,299.37	Local District School Taxes	.88
Municipal Clerk	132,105.00	Payments in Lieu of Taxes		Regional & Consolidated School Tax	
Financial Administration	287,490.00	Delinquent Tax & Lien Collections	692,104.50	School Taxes in Municipal Budget	
Assessment of Taxes	600,000.00	Business Personally Replacement Taxes	416,432.76	County Taxes	.31 *
Collection of Taxes	245,288.00	Taxes from Public Utilities	3,193,510.00	County Library Taxes	
Planning, Housing & Development	181,541.00	Other Miscellaneous Tax Revenues		Local Municipal Purpose Taxes	.38
Human Resources	237,973.59	State Aid Revenues	1,664,681.02	Veteran & Senior Citizen Taxes	
Elections	33,494.00	Federal Aid Revenues		Total Taxes for Rate Computation	1.57
General Administration (other)	1,156,261.00			Special District Taxes	
<b>JUDICIARY</b>		Sele of Acquired Property		Bank Corp. Taxes	
Municipal Courts	179,537.00	Other Miscellaneous Revenues	2,110,512.59	Added and Omitted Taxes	386,488.72
<b>PUBLIC SAFETY</b>		Total	45,708,540.24	Total Taxes Levied - ABSTRACT	38,554,042.74
Fire Protection	297,219.20	Prior Years Surplus Appropriated	1,500,000.00	Total Taxes Billed	38,618,447.60
Police Protection	3,863,631.60	<b>REVENUES TOTAL</b>	47,208,540.24	<b>TAXES COLLECTED</b>	37,631,299.37
Civil Defense & Disaster Control	10,125.00	Reserve For Uncollected Taxes	1,578,882.00	Taxes Cancelled, Abated or Adjusted	151,623.15
Environmental Inspection & Control	238,599.00			Transfer to Tax Title Liens or Foreclosed	21,363.70
Other Public Safety		<b>CAPITAL OUTLAY TOTAL</b>	929,805.57	Ending Balance	816,161.38
<b>PUBLIC WORKS</b>				<b>PRIOR YEARS TAXES OUTSTANDING</b>	
Streets and Drainage	1,663,898.73	Public Enterprises	14,258.59	Beginning Balance	722,459.03
Sewers and Sewage Processing	258,337.00	Recreation-Culture		Collected	675,707.11
Garbage and Trash Disposal	1,506,500.00	Public Works	18,006.24	Cancelled, Abated or Adjusted	34,701.38
Public Buildings and Grounds	305,741.00	Buildings and Grounds	897,540.74	Transfers to Tax Title Liens or Foreclosed	3,965.15
Other Public Works	281,942.00	Library and Education		Ending Balance	8,085.39
<b>HEALTH and WELFARE</b>		Conservation		<b>TAX TITLE LIENS OUTSTANDING</b>	
Health Services Except Environmental	193,543.00	All Other		Beginning Balance	93,658.09
Welfare-Public Assistance	51,373.00			Transfer From Taxes	26,154.04
Hospital, Clinics, First Aid		<b>CAPITAL DEBT AUTHORIZED, ENDING BALANCE</b>		Redeemed	16,397.39
Animal, Insect, & Rodent Control	16,718.00	<b>ISSUED AND UNISSUED</b>		Cancelled, Abated or Adjusted	
Other Welfare Services		School	3,319,250	Transfers to Foreclosed Property	
<b>RECREATION and CONSERVATION</b>		Self-Liquidating	4,339,500	Ending Balance	103,414.74
Beeches and Boardwalks		Other	6,032,650	<b>PROPERTY ACQUIRED BY DEED OR FORECLOSURE</b>	
Perks, Playgrounds, Shade Trees	244,680.00	Total	13,691,400	Beginning Balance	468,574.00
Land Reclamation & Conservation	119,954.71	<b>ISSUED AND OUTSTANDING</b>		Transfers From Taxes or Liens	
Other Recreational Services	196,744.00	School	3,122,250.00	Sele for Cash	
<b>EDUCATION (excluding schools)</b>		Self-Liquidating	3,656,500.00	Cancelled, Abated or Adjusted	
Libraries	764,316.00	Other	3,175,650.00	Ending Balance	468,574.00
Other Educational Services	6,954.00	Total	9,954,400.00	<b>CURRENT FINANCES ENDING BALANCE</b>	
<b>STATUTORY EXPENDITURES</b>		<b>EQUALIZED VALUATION BASIS FOR NET DEBT COMPUTATION</b>	2,457,927,618	<b>ASSETS</b>	
Pensions & F. I. C. A.	730,138.00	<b>REAL PROPERTY VALUATIONS</b>		Cash	9,722,308.14
Employee Fringe Benefits	1,004,515.00	<b>Code Class # of Parcels % VAL'N ASSESSED VALUATION</b>		Taxes Receivable	822,246.77
Other Statutory Expenditures		1 Vacant Land 1096 7.10 143,142,000.00		Tax Title Liens	103,414.74
<b>MUNICIPAL FUNCTIONS TOTAL</b>	14,914,828.83	2 Residential 7398 65.56 1,321,433,000.00		Foreclosed Property	468,574.00
<b>CAPITAL IMPROVEMENTS *MEMO*</b>		3 Farm 35 .25 4,929,100.00		Emergencies & Other Deferred Charges	166,000.00
<b>DEBT SERVICE</b>		4e Commercial 136 14.91 300,577,000.00		State and Federal Aid Receivable	17,164.41
Principal Payments	950,000.00	4b Industrial 71 11.33 228,343,800.00		Other Receivables	127,189.26
Interest Payments	63,613.58	4c Apartments 7 .85 17,076,400.00		Total	11,426,897.32
		Total 8743 2,015,501,300.00		<b>LIABILITIES, RESERVES, AND SURPLUS</b>	
<b>DEFERRED CHARGES</b>	85,615.15	Land Area 25.70 Sq. Miles		Cash Liabilities	4,784,205.95
SCHOOL, COUNTY, SPECIAL DISTRICT TAXES	28,868,004.05	Net Valuation Taxable-Municipal	2,022,854,967	Reserves for Receivables	1,521,424.77
RESERVE FOR UNCOLLECTED TAXES	1,578,882.00	Net Valuation Taxable-County	2,638,590,835	Surplus	5,121,266.60
<b>EXPENDITURES TOTAL</b>	46,460,943.61	State Equalized Valuation	2,422,284,532	Total	11,426,897.32
		State Equalization Ratio	83.46		

\*Includes County Health Service Taxes or County Open Space Tax. See Table 13.

1326

Population 1990 26,716  
 Population 1994 30,183  
 S & P Rating  
 Moody Rating AAA

General Tax Rate Per \$100 2.47  
 State Equalized Tax Rate 2.24

MANALAPAN TOWNSHIP - MONMOUTH CO.  
 Form of Government:  
**Township Committee**  
 Number of Members on Governing Body - 5

PER CAPITA:  
 Gross Debt 1,686.41  
 Net Debt 640.35  
 Debt Service 88.97  
 Total Tax Levy 1,520.15  
 Municipal Expenditures 885.21

PER CENT:  
 Gross Debt 2.67  
 Net Debt 1.01  
 Tax Levy Collected 97.69  
 Tax Levy Cancelled, Abated or Adjusted .12

EXPENDITURES-CURRENT YEAR		REVENUES REALIZED-CURRENT YEAR		PROPERTY TAXES-CURRENT YEAR		
<b>GENERAL GOVERNMENT</b>		<b>REVENUES REALIZED-CURRENT YEAR</b>		<b>STATE EQUALIZED TAX RATE</b>		
Governing Body & Public Boards	239,200.00	Property Taxes Collected	44,849,783.34	Local District School Taxes	0.95 18,796,420.77	
Municipal Clerk	153,925.00	Payments in Lieu of Taxes		Regional & Consolidated School Tax	0.40 7,922,400.34	
Financial Administration	239,210.00	Delinquent Tax & Lien Collections	1,628,880.10	School Taxes in Municipal Budget		
Assessment of Taxes	129,670.00	Business Personality Replacement Taxes	110,137.20	County Taxes	0.46 * 9,051,653.35	
Collection of Taxes	116,575.00	Taxes from Public Utilities	3,109,063.00	County Library Taxes	0.02 385,502.18	
Planning, Housing & Development	178,200.00	Other Miscellaneous Tax Revenues		Local Municipal Purpose Taxes	0.41 8,064,132.60	
Human Resources	256,894.00	State Aid Revenues	1,466,005.86	Veteran & Senior Citizen Taxes	161,250.00	
Elections	15,900.00	Federal Aid Revenues		Total Taxes for Rate Computation	2.24 44,381,359.24	
General Administration (other)	864,650.00			Special District Taxes	894,597.00	
<b>JUDICIARY</b>		Sale of Acquired Property	2,790,507.68	Bank Corp. Taxes		
Municipal Courts	108,850.00	Other Miscellaneous Revenues	53,954,377.18	Added and Omitted Taxes	767,849.38	
<b>PUBLIC SAFETY</b>		Total	57,154,377.18	Total Taxes Levied - ABSTRACT	45,882,555.62	
Fire Protection	6,300.00	Prior Years Surplus Appropriated	3,200,000.00	Total Taxes Billed	45,911,076.86	
Police Protection	3,177,870.12	REVENUES TOTAL	57,154,377.18	TAXES COLLECTED	44,849,783.34	
Civil Defense & Disaster Control	2,000.00	Reserve For Uncollected Taxes	2,506,377.03	Taxes Cancelled, Abated or Adjusted	56,181.82	
Environmental Inspection & Control	519,700.00	<b>CAPITAL OUTLAY TOTAL</b>		Transfer to Tax Title Liens or Foreclosed	43,989.18	
Other Public Safety				Ending Balance	961,122.50	
<b>PUBLIC WORKS</b>		Public Enterprises	40,694.00	<b>PRIOR YEARS TAXES OUTSTANDING</b>		
Streets and Drainage	1,362,974.17	Recreation-Culture		Beginning Balance	1,786,383.34	
Sewers and Sewage Processing	280,000.00	Public Works	1,913,700.76	Collected	1,478,887.26	
Garbage and Trash Disposal	2,286,000.00	Buildings and Grounds	663,237.08	Cancelled, Abated or Adjusted	20,598.62	
Public Buildings and Grounds	505,122.00	Library and Education		Transfers to Tax Title Liens or Foreclosed	719.95	
Other Public Works		Conservation		Ending Balance	286,177.51	
<b>HEALTH and WELFARE</b>		All Other		<b>TAX TITLE LIENS OUTSTANDING</b>		
Health Services Except Environmental	388,833.00	<b>CAPITAL DEBT AUTHORIZED, ENDING BALANCE</b>		Beginning Balance	237,317.87	
Welfare-Public Assistance	123,075.00	ISSUED AND UNISSUED		Transfer From Taxes	44,788.33	
Hospital, Clinics, First Aid	15,000.00	School	30,986,771	Redeemed	149,992.84	
Animal, Insect, & Rodent Control	38,707.00	Self-Liquidating	160,000	Cancelled, Abated or Adjusted	8,831.05	
Other Welfare Services		Other	19,754,000	Transfers to Foreclosed Property		
<b>RECREATION and CONSERVATION</b>		Total	50,900,771	Ending Balance	123,282.31	
Beeches and Boardwalks		<b>ISSUED AND OUTSTANDING</b>		<b>PROPERTY ACQUIRED BY DEED OR FORECLOSURE</b>		
Perks, Playgrounds, Shade Trees	247,670.00	School	30,986,771.69	Beginning Balance	341,000.00	
Land Reclamation & Conservation	16,340.63	Self-Liquidating	160,000.00	Transfers From Taxes or Liens		
Other Recreational Services	569,500.00	Other	19,554,000.00	Sale for Cash		
<b>EDUCATION (excluding schools)</b>		Total	50,700,771.69	Cancelled, Abated or Adjusted		
Libraries		<b>EQUALIZED VALUATION BASIS FOR NET DEBT COMPUTATION</b>		Ending Balance	341,000.00	
Other Educational Services	9,900.00			<b>CURRENT FINANCES ENDING BALANCE</b>		
<b>STATUTORY EXPENDITURES</b>		<b>REAL PROPERTY VALUATIONS</b>		<b>ASSETS</b>		
Pensions & F. I. C. A.	8,723,635.00	Code	Class	# of Parcels	% VAL'N	ASSESSED VALUATION
Employee Fringe Benefits	930,000.00	1	Vacant Land	940	4.01	71,466,100.00
Other Statutory Expenditures		2	Residential	9595	85.77	1,529,377,700.00
<b>MUNICIPAL FUNCTIONS TOTAL</b>		3	Farm	385	1.34	23,984,700.00
GENERAL GOVERNMENT	21,505,700.92	4a	Commercial	231	8.31	148,251,900.00
CAPITAL IMPROVEMENTS	300,000.00	4b	Industrial	9	0.56	10,000,800.00
DEBT SERVICE		4c	Apartments			
Principal Payments	1,541,000.00	Total	11160			1,783,081,200.00
Interest Payments	1,144,267.68	Land Area 30.85 Sq. Miles				
<b>DEFERRED CHARGES</b>		Net Valuation Taxable-Municipal	1,790,107,144			
SCHOOL, COUNTY, SPECIAL DISTRICT TAXES	37,050,573.64	Net Valuation Taxable-County	1,956,892,314			
RESERVE FOR UNCOLLECTED TAXES	2,506,377.03	State Equalized Valuation	1,976,193,476			
EXPENDITURES TOTAL	63,768,779.27	State Equalization Ratio	90.55			
				<b>LIABILITIES, RESERVES, AND SURPLUS</b>		
				Cash	6,215,134.73	
				Taxes Receivable	12,473,000.01	
				Tax Title Liens	123,282.31	
				Foreclosed Property	341,000.00	
				Emergencies & Other Deferred Charges		
				State and Federal Aid Receivable	23,911.94	
				Other Receivables	21,579.69	
				Total	19,197,908.68	
				<b>Cash Liabilities</b>		
				Reserves for Receivables	1,687,111.09	
				Surplus	1,733,162.01	
				Total	4,551,935.58	
				<b>Surplus</b>		
				7,972,208.68		

\*Includes County Health Service Taxes or County Open Space Tax. See Table 13.

1327

Population 1990 5,369  
 Population 1994 5,473  
 S & P Rating  
 Moody Rating

General Tax Rate Per \$100. 1.92  
 State Equalized Tax Rate 1.97

**MANASQUAN BOROUGH - MONMOUTH CO.**  
 Form of Government:  
**Borough Council**  
 Number of Members on Governing Body - 6

PER CAPITA: Gross Debt 1,075.73  
 Net Debt 401.28  
 Debt Service 20.42  
 Total Tax Levy 2,043.40  
 Municipal Expenditures 920.06  
 PER CENT: Gross Debt 1.07  
 Net Debt .40  
 Tax Levy Collected 97.72  
 Tax Levy Cancelled, Abated or Adjusted .18

EXPENDITURES-CURRENT YEAR	REVENUES REALIZED-CURRENT YEAR	PROPERTY TAXES-CURRENT YEAR
<b>GENERAL GOVERNMENT</b>		<b>STATE EQUALIZED TAX RATE</b> 1.05
Governing Body & Public Boards		Local District School Taxes 5,772,985.00
Municipal Clerk		Regional & Consolidated School Tax
Financial Administration 61,214.54	Property Taxes Collected 10,930,169.13	School Taxes in Municipal Budget
Assessment of Taxes 38,035.50	Payments in Lieu of Taxes	County Taxes .47 *
Collection of Taxes 41,193.72	Delinquent Tax & Lien Collections 271,372.98	County Library Taxes .02
Planning, Housing & Development 38,799.98	Business Personalty Replacement Taxes 44,153.60	Local Municipal Purpose Taxes .43
Human Resources 157,046.38	Taxes from Public Utilities 347,339.00	Veteran & Senior Citizen Taxes 48,250.00
Elections 1,320.00	Other Miscellaneous Tax Revenues	Total Taxes for Rate Computation 1.97
General Administration (other) 264,617.96	State Aid Revenues 281,189.73	Special District Taxes 240,508.00
<b>JUDICIARY</b>	Federal Aid Revenues	Bank Corp. Taxes
Municipal Courts 174,033.51	Sale of Acquired Property	Added and Omitted Taxes 42,446.06
<b>PUBLIC SAFETY</b>	Other Miscellaneous Revenues 881,010.55	Total Taxes Levied - ABSTRACT 11,183,504.97
Fire Protection 1,704.46	Total 12,755,234.99	Total Taxes Billed 11,185,563.16
Police Protection 1,458,613.16	Prior Years Surplus Appropriated 913,048.00	<b>TAXES COLLECTED</b> 10,930,169.13
Civil Defense & Disaster Control 10,654.70	<b>REVENUES TOTAL</b> 13,668,282.99	Taxes Cancelled, Abated or Adjusted 20,107.62
Environmental Inspection & Control 113,539.46	Reserve For Uncollected Taxes 431,626.44	Transfer to Tax Title Liens or Foreclosed 8,982.64
Other Public Safety	<b>CAPITAL OUTLAY TOTAL</b> 866,768.69	Ending Balance 226,303.77
<b>PUBLIC WORKS</b>	Public Enterprises 576,857.75	<b>PRIOR YEARS TAXES OUTSTANDING</b>
Streets and Drainage 388,708.00	Recreation-Culture 2,556.37	Beginning Balance 259,789.56
Sewers and Sewage Processing	Public Works 83,075.47	Collected 257,132.30
Garbage and Trash Disposal 666,525.99	Buildings and Grounds 204,279.10	Cancelled, Abated or Adjusted
Public Buildings and Grounds 132,892.18	Library and Education	Transfers to Tax Title Liens or Foreclosed
Other Public Works 26,900.00	Conservation	Ending Balance 2,657.26
<b>HEALTH and WELFARE</b>	All Other	<b>TAX TITLE LIENS OUTSTANDING</b>
Health Services Except Environmental 10,812.42		Beginning Balance 44,581.97
Welfare-Public Assistance 4,356.85	<b>CAPITAL DEBT AUTHORIZED, ENDING BALANCE</b>	Transfer From Taxes 8,982.64
Hospital, Clinics, First Aid	<b>ISSUED AND UNISSUED</b>	Redeemed 14,240.68
Animal, Insect, & Rodent Control 6,234.40	<b>GROSS DEBT</b>	Cancelled, Abated or Adjusted
Other Welfare Services	School 1,647,000	Transfers to Foreclosed Property
<b>RECREATION and CONSERVATION</b>	Self-Liquidating 2,528,797	Ending Balance 39,323.93
Beaches and Boardwalks	Other 1,711,680	<b>PROPERTY ACQUIRED BY DEED OR FORECLOSURE</b>
Perks, Playgrounds, Shade Trees 72,792.69	Total 5,887,478	Beginning Balance 161,040.00
Land Reclamation & Conservation 107,081.24	<b>ISSUED AND OUTSTANDING</b>	Transfers From Taxes or Liens
Other Recreational Services 29,869.57	School 1,647,000.00	Cancelled, Abated or Adjusted
<b>EDUCATION (excluding schools)</b>	Self-Liquidating 769,653.48	Sale for Cash
Libraries 42,000.00	Other 953,117.74	Cancelled, Abated or Adjusted
Other Educational Services	Total 3,369,771.22	Ending Balance 161,040.00
<b>STATUTORY EXPENDITURES</b>	<b>EQUALIZED VALUATION BASIS</b>	<b>CURRENT FINANCES ENDING BALANCE</b>
Pensions & F. I. C. A. 191,904.50	<b>FOR NET DEBT COMPUTATION</b> 552,578,465	<b>ASSETS</b>
Employee Fringe Benefits 276,141.36	<b>REAL PROPERTY VALUATIONS</b>	Cash 1,960,023.80
Other Statutory Expenditures	<b>Code Class # of Parcels % VAL'N ASSESSED VALUATION</b>	Taxes Receivable 228,961.03
<b>MUNICIPAL FUNCTIONS</b> 4,316,990.57	1 Vacant Land 294 4.80 27,192,700.00	Tax Title Liens 39,323.93
<b>CAPITAL IMPROVEMENTS</b> *MEMO*	2 Residential 2681 83.47 473,046,040.00	Foreclosed Property 161,040.00
<b>DEBT SERVICE</b>	3 Farm	Emergencies & Other Deferred Charges 41,516.31
Principal Payments 111,735.00	4a Commercial 197 10.80 61,227,325.00	State and Federal Aid Receivable 220,794.50
Interest Payments	4b Industrial 9 .49 2,771,100.00	Other Receivables 569,655.78
<b>DEFERRED CHARGES</b> 175,131.24	4c Apartments 5 .43 2,455,800.00	Total 3,221,315.35
<b>SCHOOL, COUNTY, SPECIAL DISTRICT TAXES</b> 8,740,992.70	Total 3186 566,692,965.00	<b>LIABILITIES, RESERVES, AND SURPLUS</b>
<b>RESERVE FOR UNCOLLECTED TAXES</b> 431,626.44	Land Area 1.40 Sq. Miles	Cash Liabilities 1,129,189.20
<b>EXPENDITURES TOTAL</b> 13,776,475.95	Net Valuation Taxable-Municipal 567,688,817	Reserves for Receivables 998,980.74
	Net Valuation Taxable-County 555,508,243	Surplus 1,093,145.41
	State Equalized Valuation 551,932,042	Total 3,221,315.35
	State Equalization Ratio 102.86	

\*Includes County Health Service Taxes or County Open Space Tax. See Table 13.

1518

Population 1990 35,976  
 Population 1994 36,920  
 S & P Rating  
 Moody Rating AAA

General Tax Rate Per \$100. 2.51  
 State Equalized Tax Rate 2.38

**MANCHESTER TOWNSHIP - OCEAN CO.**  
 Form of Government:  
**Township Committee**  
 Number of Members on Governing Body - 5

PER CAPITA  
 Gross Debt 1,400.55  
 Net Debt 722.57  
 Debt Service 86.19  
 Total Tax Levy 917.91  
 Municipal Expenditures 504.50

PER CENT:  
 Gross Debt 3.55  
 Net Debt 1.83  
 Tax Levy Collected 96.17  
 Tax Levy Cancelled, Abated or Adjusted 2.62

EXPENDITURES-CURRENT YEAR		REVENUES REALIZED-CURRENT YEAR		PROPERTY TAXES-CURRENT YEAR	
<b>GENERAL GOVERNMENT</b>				<b>STATE EQUALIZED TAX RATE 2.38</b>	
Governing Body & Public Boards	55,759.81	Property Taxes Collected	33,730,425.53	Local District School Taxes	1.33
Municipal Clerk	209,868.00	Payments in Lieu of Taxes	26,092.19	Regional & Consolidated School Tax	
Financial Administration	439,212.34	Delinquent Tax & Lien Collections	815,084.37	School Taxes in Municipal Budget	
Assessment of Taxes	569,000.78	Business Personalty Replacement Taxes	39,041.00	County Taxes	.47
Collection of Taxes		Taxes from Public Utilities	2,378,840.48	County Library Taxes	.04
Planning, Housing & Development	437,550.64	Other Miscellaneous Tax Revenues		Local Municipal Purpose Taxes	.55
Human Resources	286,550.00	State Aid Revenues	3,991,618.35	Veteran & Senior Citizen Taxes	
Elections	28,274.15	Federal Aid Revenues		Total Taxes for Rate Computation	2.39
General Administration (other)	851,870.94			Special District Taxes	
<b>JUDICIARY</b>		Sale of Acquired Property		Bank Corp. Taxes	
Municipal Courts	241,200.00	Other Miscellaneous Revenues	1,694,053.36	Added and Omitted Taxes	150,126.93
<b>PUBLIC SAFETY</b>		Total	42,675,155.28	Total Taxes Levied - ABSTRACT	33,889,200.78
Fire Protection	109,844.30	Prior Years Surplus Appropriated	2,454,789.29	Total Taxes Billed	35,072,443.16
Police Protection	4,695,304.88	REVENUES	45,129,944.57	TAXES COLLECTED	33,730,425.53
Civil Defense & Disaster Control	3,608.30	Reserve For Uncollected Taxes	913,196.13	Taxes Cancelled, Abated or Adjusted	919,984.40
Environmental Inspection & Control	318,917.19	CAPITAL OUTLAY	1,623,898.17	Transfer to Tax Title Liens or Foreclosed	138,334.44
Other Public Safety		TOTAL	1,623,898.17	Ending Balance	283,698.79
<b>PUBLIC WORKS</b>		Public Enterprises		<b>PRIOR YEARS TAXES OUTSTANDING</b>	
Streets and Drainage	1,021,422.00	Recreation-Culture	320,978.69	Beginning Balance	1,092,246.10
Sewers and Sewage Processing	495,385.00	Public Works	905,007.21	Collected	431,180.05
Garbage and Trash Disposal	12,000.00	Buildings and Grounds	397,912.27	Cancelled, Abated or Adjusted	19,727.88
Public Buildings and Grounds	216,611.00	Library and Education		Transfers to Tax Title Liens or Foreclosed	265,032.62
Other Public Works	568,464.15	Conservation		Ending Balance	376,305.55
<b>HEALTH and WELFARE</b>		All Other		<b>TAX TITLE LIENS OUTSTANDING</b>	
Health Services Except Environmental	293,228.00	<b>CAPITAL DEBT AUTHORIZED, ENDING BALANCE</b>		Beginning Balance	484,123.43
Welfare-Public Assistance	48,468.34	ISSUED AND UNISSUED	GROSS DEBT	Transfer From Taxes	427,837.49
Hospital, Clinics, First Aid		School	3,144,000	Redeemed	383,904.32
Animal, Insect, & Rodent Control	28,221.00	Sell-Liquidating	21,951,038	Cancelled, Abated or Adjusted	
Other Welfare Services		Other	26,613,150	Transfers to Foreclosed Property	
<b>RECREATION and CONSERVATION</b>		Total	51,708,188	Ending Balance	528,056.60
Beaches and Boardwalks		<b>ISSUED AND OUTSTANDING</b>		<b>PROPERTY ACQUIRED BY DEED OR FORECLOSURE</b>	
Perks, Playgrounds, Shade Trees	78,835.82	School	3,144,000.00	Beginning Balance	171,019.98
Land Reclamation & Conservation	20,554.58	Sell-Liquidating	16,289,700.00	Transfers From Taxes or Liens	
Other Recreational Services	97,200.00	Other	24,410,000.00	Sale for Cash	13,480.00
<b>EDUCATION (excluding schools)</b>		Total	43,843,700.00	Cancelled, Abated or Adjusted	
Libraries		<b>EQUALIZED VALUATION BASIS FOR NET DEBT COMPUTATION</b>		Ending Balance	157,539.98
Other Educational Services	1,100.00	1,456,364,554		<b>CURRENT FINANCES ENDING BALANCE</b>	
<b>STATUTORY EXPENDITURES</b>		<b>REAL PROPERTY VALUATIONS</b>		<b>ASSETS</b>	
Pensions & F. I. C. A.	1,250,580.00	Code	Class	# of Parcels	% VAL'N
Employee Fringe Benefits	1,994,600.00	1	Vacant Land	5680	4.83
Other Statutory Expenditures		2	Residential	11644	71.77
<b>MUNICIPAL FUNCTIONS</b>		3	Farm	32	.14
<b>TOTAL</b>		4a	Commercial	101	6.07
14,373,631.22		4b	Industrial	10	.89
<b>CAPITAL IMPROVEMENTS</b>		4c	Apartments	23	16.30
<b>*MEMO*</b>		Total		17490	
225,000.00		Land Area	82.50	Sq. Miles	
<b>DEBT SERVICE</b>		Net Valuation Taxable-Municipal			
Principal Payments	1,978,850.00	Net Valuation Taxable-County	1,342,202,179		
Interest Payments	1,203,179.25	State Equalized Valuation	1,431,160,674		
<b>DEFERRED CHARGES</b>		State Equalization Ratio	1,414,200,861		
157,412.87			94.87		
<b>SCHOOL, COUNTY, SPECIAL DISTRICT TAXES</b>				<b>LIABILITIES, RESERVES, AND SURPLUS</b>	
26,005,125.10				Cash Liabilities	1,882,174.45
<b>RESERVE FOR UNCOLLECTED TAXES</b>				Reserves for Receivables	1,377,323.96
913,196.13				Surplus	1,378,778.63
<b>EXPENDITURES</b>				Total	4,638,277.04
<b>TOTAL</b>					
44,631,394.57					

\*Includes County Health Service Taxes or County Open Space Tax. See Table 13.

1705  
 Population 1990 1,693  
 Population 1994 1,672  
 S & P Rating  
 Moody Rating

General Tax Rate Per \$100 2.23  
 State Equalized Tax Rate 2.03

MANNINGTON TOWNSHIP - SALEM CO.  
 Form of Government:  
 Township Committee  
 Number of Members on Governing Body - 3

PER CAPITA:  
 Gross Debt  
 Net Debt  
 Debt Service  
 Total Tax Levy 1,289.78  
 Municipal Expenditures 467.53  
 PER CENT:  
 Gross Debt  
 Net Debt  
 Tax Levy Collected 95.56  
 Tax Levy Cancelled, Abated or Adjusted .25

EXPENDITURES-CURRENT YEAR	REVENUES REALIZED-CURRENT YEAR	PROPERTY TAXES-CURRENT YEAR
<b>GENERAL GOVERNMENT</b>		<b>STATE EQUALIZED TAX RATE</b>
Governing Body & Public Boards		Local District School Taxes 1.10 1,160,623.00
Municipal Clerk		Regional & Consolidated School Tax
Financial Administration 33,383.00	Property Taxes Collected 2,065,153.00	School Taxes in Municipal Budget
Assessment of Taxes 16,850.00	Payments in Lieu of Taxes	County Taxes .85 * 891,286.94
Collection of Taxes 24,715.00	Delinquent Tax & Lien Collections 69,256.00	County Library Taxes
Planning, Housing & Development 12,090.00	Business Personality Replacement Taxes 94,583.00	Local Municipal Purpose Taxes .09 93,060.00
Human Resources 1,009.00	Taxes from Public Utilities 186,890.00	Veteran & Senior Citizen Taxes 21,900.00
Elections	Other Miscellaneous Tax Revenues	Total Taxes for Rate Computation 2.04 2,166,869.94
General Administration (other) 139,400.00	State Aid Revenues 67,547.00	Special District Taxes
<b>JUDICIARY</b>	Federal Aid Revenues	Bank Corp. Taxes
Municipal Courts 25,615.00	Sale of Acquired Property	Added and Omitted Taxes 11,542.00
<b>PUBLIC SAFETY</b>	Other Miscellaneous Revenues 82,201.00	Total Taxes Levied - ABSTRACT 2,156,511.94
Fire Protection 30,947.00	Total 2,565,630.00	Total Taxes Billed 2,161,023.00
Police Protection 1,700.00	Prior Years Surplus Appropriated 300,000.00	<b>TAXES COLLECTED</b> 2,065,153.00
Civil Defense & Disaster Control 4,800.00	<b>REVENUES TOTAL</b> 2,865,630.00	Taxes Cancelled, Abated or Adjusted 5,383.00
Environmental Inspection & Control 720.00	Reserve For Uncollected Taxes 134,584.00	Transfer to Tax Title Liens or Foreclosed 6,249.00
Other Public Safety	<b>CAPITAL OUTLAY TOTAL</b> 13,840.00	Ending Balance 84,238.00
<b>PUBLIC WORKS</b>	Public Enterprises	<b>PRIOR YEARS TAXES OUTSTANDING</b>
Streets and Drainage 182,064.00	Recreation-Culture	Beginning Balance 60,002.00
Sewers and Sewage Processing	Public Works 13,840.00	Collected 50,943.00
Garbage and Trash Disposal 112,860.00	Buildings and Grounds	Cancelled, Abated or Adjusted
Public Buildings and Grounds 9,030.00	Library and Education	Transfers to Tax Title Liens or Foreclosed 4,149.00
Other Public Works	Conservation	Ending Balance 4,910.00
<b>HEALTH and WELFARE</b>	All Other	<b>TAX TITLE LIENS OUTSTANDING</b>
Health Services Except Environmental 2,130.00		Beginning Balance 25,239.00
Welfare-Public Assistance 3,065.00	<b>CAPITAL DEBT AUTHORIZED, ENDING BALANCE</b>	Transfer From Taxes 10,954.00
Hospital, Clinics, First Aid	<b>ISSUED AND UNISSUED GROSS DEBT NET DEBT</b>	Redeemed 13,313.00
Animal, Insect, & Rodent Control 7,000.00	School	Cancelled, Abated or Adjusted
Other Welfare Services	Self-Liquidating	Transfers to Foreclosed Property
<b>RECREATION and CONSERVATION</b>	Other	Ending Balance 17,880.00
Beaches and Boardwalks	Total	<b>PROPERTY ACQUIRED BY DEED OR FORECLOSURE</b>
Parks, Playgrounds, Shade Trees	<b>ISSUED AND OUTSTANDING</b>	Beginning Balance 307,350.00
Land Reclamation & Conservation	School	Transfers From Taxes or Liens
Other Recreational Services 1,250.00	Self-Liquidating	Sale for Cash
<b>EDUCATION (excluding schools)</b>	Other	Cancelled, Abated or Adjusted
Libraries	Total	Ending Balance 307,350.00
Other Educational Services	<b>EQUALIZED VALUATION BASIS FOR NET DEBT COMPUTATION</b> 100,382,181	<b>CURRENT FINANCES ENDING BALANCE</b>
<b>STATUTORY EXPENDITURES</b>	<b>REAL PROPERTY VALUATIONS</b>	<b>ASSETS</b>
Pensions & F. I. C. A. 20,000.00	Code Class # of Parcels % VAL'N ASSESSED VALUATION	Cash 707,839.00
Employee Fringe Benefits	1 Vacant Land 283 1.69 1,601,300.00	Taxes Receivable 89,148.00
Other Statutory Expenditures 100.00	2 Residential 390 34.40 32,601,700.00	Tax Title Liens 17,880.00
<b>MUNICIPAL FUNCTIONS TOTAL</b> 628,715.00	3 Farm 608 29.70 28,151,300.00	Foreclosed Property 307,350.00
<b>CAPITAL IMPROVEMENTS *MEMO*</b> 80,000.00	4a Commercial 32 6.54 6,200,000.00	Emergencies & Other Deferred Charges 15,000.00
<b>DEBT SERVICE</b>	4b Industrial 5 27.67 26,225,900.00	State and Federal Aid Receivable 34.00
Principal Payments	4c Apartments	Other Receivables 1,130.00
Interest Payments	Total 1318 94,780,200.00	Total 1,138,381.00
<b>DEFERRED CHARGES</b> 18,403.00	Land Area 38.10 Sq. Miles	<b>LIABILITIES, RESERVES, AND SURPLUS</b>
<b>SCHOOL, COUNTY, SPECIAL DISTRICT TAXES</b> 2,051,909.94	Net Valuation Taxable-Municipal 95,958,967	Cash Liabilities 398,871.00
<b>RESERVE FOR UNCOLLECTED TAXES</b> 134,584.00	Net Valuation Taxable-County 107,164,147	Reserves for Receivables 421,363.00
<b>EXPENDITURES TOTAL</b> 2,833,614.94	State Equalized Valuation 105,309,947	Surplus 318,147.00
	State Equalization Ratio 91.02	Total 1,138,381.00

Population 1990 3,874  
 Population 1994 3,989  
 S & P Rating  
 Moody Rating

General Tax Rate Per \$100. 1.91  
 State Equalized Tax Rate 1.86

MANSFIELD TOWNSHIP - BURLINGTON CO.

Form of Government:  
 Township Committee

Number of Members on Governing Body - 3

PER CAPITA:

Gross Debt 654.91  
 Net Debt 214.95  
 Debt Service 35.25  
 Total Tax Levy 1,395.19  
 Municipal Expenditures 535.39

PER CENT:

Gross Debt .92  
 Net Debt .30  
 Tax Levy Collected 96.16  
 Tax Levy Cancelled, Abated or Adjusted .19

EXPENDITURES-CURRENT YEAR		REVENUES REALIZED-CURRENT YEAR		PROPERTY TAXES-CURRENT YEAR	
<b>GENERAL GOVERNMENT</b>		<b>REVENUES REALIZED-CURRENT YEAR</b>		<b>STATE EQUALIZED TAX RATE</b>	
Governing Body & Public Boards		Property Taxes Collected	5,351,847.00	Local District School Taxes	.58
Municipal Clerk		Payments in Lieu of Taxes		Regional & Consolidated School Tax	.63
Financial Administration	45,300.00	Delinquent Tax & Lien Collections	169,923.00	School Taxes in Municipal Budget	
Assessment of Taxes	127,106.00	Business Personality Replacement Taxes	30,529.00	County Taxes	.52 *
Collection of Taxes	39,700.00	Taxes from Public Utilities	340,994.00	County Library Taxes	.03
Planning, Housing & Development	20,942.00	Other Miscellaneous Tax Revenues		Local Municipal Purpose Taxes	
Human Resources	51,607.00	State Aid Revenues	304,501.00	Veteran & Senior Citizen Taxes	
Elections	2,000.00	Federal Aid Revenues		Total Taxes for Rate Computation	1.86
General Administration (other)	274,093.00			Special District Taxes	
<b>JUDICIARY</b>		Sale of Acquired Property		Bank Corp. Taxes	
Municipal Courts	131,200.00	Other Miscellaneous Revenues	1,061,404.00	Added and Omitted Taxes	
<b>PUBLIC SAFETY</b>		Total	7,259,198.00	Total Taxes Levied - ABSTRACT	5,565,408.56
Fire Protection	55,006.00	Prior Years Surplus Appropriated	699,006.00	Total Taxes Billed	5,565,675.00
Police Protection	192,777.00	<b>REVENUES TOTAL</b>	<b>7,958,204.00</b>	<b>TAXES COLLECTED</b>	<b>5,351,847.00</b>
Police Defense & Disaster Control	2,317.00	Reserve For Uncollected Taxes	280,005.00	Taxes Cancelled, Abated or Adjusted	10,688.00
Environmental Inspection & Control	37,960.00	<b>CAPITAL OUTLAY TOTAL</b>	<b>487,042.00</b>	Transfer to Tax Title Liens or Foreclosed	4,642.00
Other Public Safety		Public Enterprises		Ending Balance	198,498.00
<b>PUBLIC WORKS</b>		Recreation-Culture	19,300.00	<b>PRIOR YEARS TAXES OUTSTANDING</b>	
Streets and Drainage	227,237.00	Public Works		Beginning Balance	204,732.00
Sewers and Sewage Processing		Buildings and Grounds	467,742.00	Collected	168,654.00
Garbage and Trash Disposal	218,400.00	Library and Education		Cancelled, Abated or Adjusted	40.00
Public Buildings and Grounds	77,350.00	Conservation		Transfers to Tax Title Liens or Foreclosed	
Other Public Works		All Other		Ending Balance	36,038.00
<b>HEALTH and WELFARE</b>		<b>CAPITAL DEBT AUTHORIZED, ENDING BALANCE</b>		<b>TAX TITLE LIENS OUTSTANDING</b>	
Health Services Except Environmental	38,662.00	ISSUED AND UNISSUED		Beginning Balance	46,494.00
Welfare-Public Assistance	5,185.00	School	1,755,000	Transfer From Taxes	4,642.00
Hospital, Clinics, First Aid		Self-Liquidating		Redeemed	1,269.00
Animal, Insect, & Rodent Control		Other	857,450	Cancelled, Abated or Adjusted	
Other Welfare Services		Total	2,612,450	Transfers to Foreclosed Property	
<b>RECREATION and CONSERVATION</b>		<b>ISSUED AND OUTSTANDING</b>		Ending Balance	49,867.00
Beeches and Boardwalks		School	1,755,000.00	<b>PROPERTY ACQUIRED BY DEED OR FORECLOSURE</b>	
Perks, Playgrounds, Shade Trees	6,670.00	Self-Liquidating		Beginning Balance	
Land Reclamation & Conservation	10,225.00	Other	857,450.00	Transfers From Taxes or Liens	
Other Recreational Services	35,492.00	Total	2,612,450.00	Sale for Cash	
<b>EDUCATION (excluding schools)</b>		<b>EQUALIZED VALUATION BASIS FOR NET DEBT COMPUTATION</b>	<b>283,605,413</b>	Cancelled, Abated or Adjusted	
Libraries		<b>REAL PROPERTY VALUATIONS</b>		Ending Balance	
Other Educational Services		Code Class # of Parcels % VAL'N		<b>CURRENT FINANCES ENDING BALANCE</b>	
<b>STATUTORY EXPENDITURES</b>				<b>ASSETS</b>	
Pensions & F. I. C. A.	63,596.00	1 Vacant Land 334 5.94	16,569,300.00	Cash	1,766,380.00
Employee Fringe Benefits	51,750.00	2 Residential 1454 73.71	205,765,900.00	Taxes Receivable	234,536.00
Other Statutory Expenditures	500.00	3 Farm 392 9.52	26,590,300.00	Tax Title Liens	49,867.00
<b>MUNICIPAL FUNCTIONS TOTAL</b>	<b>1,715,075.00</b>	4e Commercial 78 9.16	25,564,600.00	Foreclosed Property	
<b>CAPITAL IMPROVEMENTS *MEMO*</b>	<b>35,000.00</b>	4b Industrial 3 1.09	3,035,000.00	Emergencies & Other Deferred Charges	
<b>DEBT SERVICE</b>		4c Apartments 11 .58	1,615,600.00	State and Federal Aid Receivable	
Principal Payments	130,250.00	Total	2272	Other Receivables	7,173.00
Interest Payments	10,345.00	Land Area 23.09 Sq. Miles	279,140,700.00	Total	2,057,956.00
<b>DEFERRED CHARGES</b>		Net Valuation Taxable-Municipal	281,535,047	<b>LIABILITIES, RESERVES, AND SURPLUS</b>	
SCHOOL, COUNTY, SPECIAL DISTRICT TAXES	5,368,608.56	Net Valuation Taxable-County	290,953,692	Cash Liabilities	865,280.00
RESERVE FOR UNCOLLECTED TAXES	280,005.00	State Equalized Valuation	288,516,426	Reserves for Receivables	291,569.00
<b>EXPENDITURES TOTAL</b>	<b>7,504,283.56</b>	State Equalization Ratio	97.56	Surplus	901,107.00
				Total	2,057,956.00

2116  
 Population 1990 7,154  
 Population 1994 7,301  
 S & P Rating  
 Moody Rating AAA

General Tax Rate Per \$100. 2.81  
 State Equalized Tax Rate 2.35

**MANSFIELD TOWNSHIP - WARREN CO.**  
 Form of Government:  
**Township Committee**  
 Number of Members on Governing Body - 5

PER CAPITA:  
 Gross Debt 269.90  
 Net Debt 266.75  
 Debt Service 3.46  
 Total Tax Levy 1,049.70  
 Municipal Expenditures 404.42

PER CENT:  
 Gross Debt .62  
 Net Debt .61  
 Tax Levy Collected 95.13  
 Tax Levy Cancelled, Abated or Adjusted .70

EXPENDITURES-CURRENT YEAR	REVENUES REALIZED-CURRENT YEAR	PROPERTY TAXES-CURRENT YEAR
<b>GENERAL GOVERNMENT</b>		<b>STATE EQUALIZED TAX RATE</b>
Governing Body & Public Boards		Local District School Taxes .77 2,469,085.00
Municipal Clerk		Regional & Consolidated School Tax .68 2,189,972.07
Financial Administration 71,389.00	Property Taxes Collected 7,313,550.44	School Taxes in Municipal Budget
Assessment of Taxes 22,424.00	Payments In Lieu of Taxes	County Taxes .65 * 2,102,129.29
Collection of Taxes 42,813.00	Delinquent Tax & Lien Collections 253,443.88	County Library Taxes .06 191,037.84
Planning, Housing & Development 30,440.00	Business Personality Replacement Taxes 48,308.68	Local Municipal Purpose Taxes .19 603,033.51
Human Resources 92,529.25	Taxes from Public Utilities 599,081.00	Veteran & Senior Citizen Taxes 33,750.00
Elections 2,500.00	Other Miscellaneous Tax Revenues 14,469.21	Total Taxes for Rate Computation 2.35 7,589,007.71
General Administration (other) 341,062.00	State Aid Revenues 462,440.18	Special District Taxes
<b>JUDICIARY</b>	Federal Aid Revenues	Bank Corp. Taxes
Municipal Courts 72,534.00	Sale of Acquired Property 330.00	Added and Omitted Taxes 108,626.33
<b>PUBLIC SAFETY</b>	Other Miscellaneous Revenues 362,310.39	Total Taxes Levied - ABSTRACT 7,663,884.04
Fire Protection 111,713.00	Total 9,053,933.78	Total Taxes Billed 7,688,136.56
Police Protection 627,752.62	Prior Years Surplus Appropriated 750,000.00	<b>TAXES COLLECTED</b> 7,313,550.44
Civil Defense & Disaster Control 850.00	<b>REVENUES TOTAL</b> 9,803,933.78	Taxes Cancelled, Abated or Adjusted 53,867.98
Environmental Inspection & Control 48,453.00	Reserve For Uncollected Taxes 420,182.01	Transfer to Tax Title Liens or Foreclosed Ending Balance 28,451.83
Other Public Safety	<b>CAPITAL OUTLAY TOTAL</b> 1,343,219.94	<b>PRIOR YEARS TAXES OUTSTANDING</b>
<b>PUBLIC WORKS</b>		Beginning Balance 246,745.80
Streets and Drainage 614,261.27	Public Enterprises	Collected 245,371.79
Sewers and Sewage Processing	Recreation-Culture	Cancelled, Abated or Adjusted
Garbage and Trash Disposal 9,000.00	Public Works	Transfers to Tax Title Liens or Foreclosed Ending Balance 1,374.01
Public Buildings and Grounds 28,815.00	Buildings and Grounds 1,343,219.94	<b>TAX TITLE LIENS OUTSTANDING</b>
Other Public Works	Library and Education	Beginning Balance 134,485.18
<b>HEALTH and WELFARE</b>	Conservation	Transfer From Taxes 30,439.95
Health Services Except Environmental 1,260.00	All Other	Redeemed 8,072.09
Welfare-Public Assistance 4,032.00		Cancelled, Abated or Adjusted
Hospital, Clinics, First Aid	<b>CAPITAL DEBT AUTHORIZED, ENDING BALANCE</b>	Transfers to Foreclosed Property 11,316.82
Animal, Insect, & Rodent Control	<b>ISSUED AND UNISSUED</b>	Ending Balance 145,536.22
Other Welfare Services	<b>GROSS DEBT</b>	<b>PROPERTY ACQUIRED BY DEED OR FORECLOSURE</b>
<b>RECREATION and CONSERVATION</b>	School 23,000	Beginning Balance 243,518.18
Beaches and Boardwalks	Self-Liquidating	Transfers From Taxes or Liens 11,316.92
Perks, Playgrounds, Shade Trees	Other 1,947,568	Sale for Cash 330.00
Land Reclamation & Conservation 8,526.09	Total 1,970,568	Cancelled, Abated or Adjusted 2,970.00
Other Recreational Services 32,241.00	<b>ISSUED AND OUTSTANDING</b>	Ending Balance 251,535.00
<b>EDUCATION (excluding schools)</b>	School 23,000.00	<b>CURRENT FINANCES ENDING BALANCE</b>
Libraries	Self-Liquidating	<b>ASSETS</b>
Other Educational Services	Other 1,854,000.00	Cash 2,064,433.12
<b>STATUTORY EXPENDITURES</b>	Total 1,877,000.00	Taxes Receivable 292,266.31
Pensions & F. I. C. A. 159,670.99	<b>EQUALIZED VALUATION BASIS</b>	Tax Title Liens 145,536.22
Employee Fringe Benefits 146,990.00	<b>FOR NET DEBT COMPUTATION</b> 318,077,097	Foreclosed Property 251,535.00
Other Statutory Expenditures	<b>REAL PROPERTY VALUATIONS</b>	Emergencies & Other Deferred Charges
<b>MUNICIPAL FUNCTIONS</b>	<b>Code Class # of Parcels % VAL'N</b>	State and Federal Aid Receivable 2,250.00
<b>CAPITAL IMPROVEMENTS</b>	1 Vacant Land 680 5.73 15,309,510.00	Other Receivables 112,125.53
<b>DEBT SERVICE</b>	2 Residential 1503 62.87 167,939,850.00	Total 2,868,146.18
Principal Payments 25,237.50	3 Farm 371 6.76 18,059,850.00	<b>LIABILITIES, RESERVES, AND SURPLUS</b>
Interest Payments	4a Commercial 43 6.49 17,332,700.00	Cash Liabilities 1,113,276.61
<b>DEFERRED CHARGES</b>	4b Industrial 11 6.46 17,252,200.00	Reserves for Receivables 801,463.06
SCHOOL, COUNTY, SPECIAL DISTRICT TAXES 38,000.00	4c Apartments 4 11.69 31,213,000.00	Surplus 953,406.51
SCHOOL, COUNTY, SPECIAL DISTRICT TAXES 6,952,224.20	Total 267,106,110.00	Total 2,868,146.18
RESERVE FOR UNCOLLECTED TAXES 420,182.01	Land Area 29.65 Sq. Miles	
EXPENDITURES TOTAL 9,904,899.93	Net Valuation Taxable-Municipal 269,733,459	
	Net Valuation Taxable-County 319,774,745	
	State Equalized Valuation 321,804,962	
	State Equalization Ratio 83.73	



Population 1990 334  
 Population 1994 404  
 S & P Rating  
 Moody Rating

General Tax Rate Per \$100. .81  
 State Equalized Tax Rate .82

**MANTOLOKING BOROUGH - OCEAN CO.**

Form of Government:

**Borough Council**

Number of Members on Governing Body - 6

PER CAPITA:		PER CENT:
Gross Debt	919.98	Gross Debt .09
Net Debt	919.98	Net Debt .09
Debt Service	183.30	Tax Levy Collected 97.63
Total Tax Levy	8,715.12	Tax Levy Cancelled, Abated or Adjusted .20
Municipal Expenditures	4,807.21	

EXPENDITURES-CURRENT YEAR		REVENUES REALIZED-CURRENT YEAR		PROPERTY TAXES-CURRENT YEAR		
<b>GENERAL GOVERNMENT</b>		<b>REVENUES REALIZED-CURRENT YEAR</b>		<b>STATE EQUALIZED TAX RATE</b>		
Governing Body & Public Boards	99,343.35	Property Taxes Collected	3,440,551.26	Local District School Taxes	.05 197,781.00	
Municipal Clerk	46,809.00	Payments in Lieu of Taxes		Regional & Consolidated School Tax		
Financial Administration	8,830.00	Delinquent Tax & Lien Collections	56,152.17	School Taxes in Municipal Budget		
Assessment of Taxes	18,540.00	Business Personality Replacement Taxes		County Taxes	.45 * 1,907,506.13	
Collection of Taxes	11,470.00	Taxes from Public Utilities	143,632.48	County Library Taxes	.04 164,229.34	
Planning, Housing & Development	61,336.00	Other Miscellaneous Tax Revenues		Local Municipal Purpose Taxes	.29 1,235,180.00	
Human Resources		State Aid Revenues	28,666.63	Veteran & Senior Citizen Taxes	1,800.00	
Elections		Federal Aid Revenues		Total Taxes for Rate Computation	.83 3,506,496.47	
General Administration (other)	157,500.00			Special District Taxes		
<b>JUDICIARY</b>		Sale of Acquired Property		Bank Corp. Taxes		
Municipal Courts	31,944.00	Other Miscellaneous Revenues	432,653.19	Added and Omitted Taxes	16,211.71	
<b>PUBLIC SAFETY</b>		Total	4,101,655.73	Total Taxes Levied - ABSTRACT	3,520,908.18	
Fire Protection	47,760.65	Prior Years Surplus Appropriated	376,000.00	Total Taxes Billed	3,523,978.75	
Police Protection	428,482.00	REVENUES TOTAL	4,477,655.73	TAXES COLLECTED	3,440,551.26	
Civil Defense & Disaster Control		Reserve For Uncollected Taxes	97,190.00	Taxes Cancelled, Abated or Adjusted	7,026.63	
Environmental Inspection & Control	20,189.00	<b>CAPITAL OUTLAY TOTAL</b>		Transfer to Tax Title Liens or Foreclosed Ending Balance	76,400.86	
Other Public Safety		Public Enterprises		<b>PRIOR YEARS TAXES OUTSTANDING</b>		
<b>PUBLIC WORKS</b>		Recreation-Culture	15,220.66	Beginning Balance	56,152.17	
Streets and Drainage	116,661.64	Public Works	2,225.22	Collected	56,152.17	
Sewers and Sewage Processing	209,172.99	Buildings and Grounds	317,122.16	Cancelled, Abated or Adjusted		
Garbage and Trash Disposal	127,000.00	Library and Education		Transfers to Tax Title Liens or Foreclosed Ending Balance		
Public Buildings and Grounds	44,500.00	Conservation		<b>TAX TITLE LIENS OUTSTANDING</b>		
Other Public Works		All Other		Beginning Balance		
<b>HEALTH and WELFARE</b>		<b>CAPITAL DEBT AUTHORIZED, ENDING BALANCE</b>		Transfer From Taxes		
Health Services Except Environmental	200.00	ISSUED AND UNISSUED		Redeemed		
Welfare-Public Assistance	500.00	School		Cancelled, Abated or Adjusted		
Hospital, Clinics, First Aid	200.00	Self-Liquidating		Transfers to Foreclosed Property		
Animal, Insect, & Rodent Control		Other	371,670	Ending Balance		
Other Welfare Services		Total	371,670	<b>PROPERTY ACQUIRED BY DEED OR FORECLOSURE</b>		
<b>RECREATION and CONSERVATION</b>		<b>ISSUED AND OUTSTANDING</b>		Beginning Balance		
Beeches and Boardwalks	51,300.00	School		Transfers From Taxes or Liens		
Perks, Playgrounds, Shade Trees		Self-Liquidating		Sale for Cash		
Land Reclamation & Conservation	477.00	Other	200,000.00	Cancelled, Abated or Adjusted		
Other Recreational Services		Total	200,000.00	Ending Balance		
<b>EDUCATION (excluding schools)</b>		<b>EQUALIZED VALUATION BASIS FOR NET DEBT COMPUTATION</b>		<b>CURRENT FINANCES ENDING BALANCE</b>		
Libraries				<b>ASSETS</b>		
Other Educational Services				Cash	953,788.54	
<b>STATUTORY EXPENDITURES</b>				Taxes Receivable	76,400.86	
Pensions & F. I. C. A.	72,903.65			Tax Title Liens		
Employee Fringe Benefits	66,400.00			Foreclosed Property		
Other Statutory Expenditures				Emergencies & Other Deferred Charges	28,743.45	
<b>MUNICIPAL FUNCTIONS</b>		<b>REAL PROPERTY VALUATIONS</b>		State and Federal Aid Receivable		
<b>TOTAL</b>				Other Receivables	7,854.62	
<b>CAPITAL IMPROVEMENTS</b>	<b>*MEMO*</b> 100,000.00	Code	Class	# of Parcels	% VAL'N	ASSESSED VALUATION
<b>DEBT SERVICE</b>		1	Vacant Land	59	3.89	16,687,500.00
Principal Payments	71,000.00	2	Residential	502	94.38	404,340,400.00
Interest Payments	3,051.50	3	Farm			
<b>DEFERRED CHARGES</b>		4a	Commercial	6	1.73	7,406,800.00
SCHOOL, COUNTY, SPECIAL DISTRICT TAXES	149,353.30	4b	Industrial			
SCHOOL, COUNTY, SPECIAL DISTRICT TAXES	2,269,516.47	4c	Apartments			
RESERVE FOR UNCOLLECTED TAXES	97,190.00	Total		567		428,434,700.00
EXPENDITURES	<b>TOTAL</b> 4,211,630.55	Land Area	.44	Sq. Miles		
		Net Valuation Taxable-Municipal				428,822,360
		Net Valuation Taxable-County				412,601,073
		State Equalized Valuation				421,164,226
		State Equalization Ratio				101.82
		LIABILITIES, RESERVES, AND SURPLUS				
		Cash Liabilities				406,981.55
		Reserves for Receivables				84,255.49
		Surplus				575,550.44
		Total				1,066,787.47

\*Includes County Health Service Taxes or County Open Space Tax. See Table 13.

0810

Population 1990 10,074  
 Population 1994 11,997  
 S & P Rating  
 Moody Rating A

General Tax Rate Per \$100. 3.85  
 State Equalized Tax Rate 2.49

MANTUA TOWNSHIP - GLOUCESTER CO.  
 Form of Government:  
 Township Committee  
 Number of Members on Governing Body - 5

PER CAPITA:  
 Gross Debt 1,489.02  
 Net Debt 160.90  
 Debt Service 21.70  
 Total Tax Levy 1,069.30  
 Municipal Expenditures 541.90  
 PER CENT:  
 Gross Debt 3.77  
 Net Debt .41  
 Tax Levy Collected 95.59  
 Tax Levy Cancelled, Abated or Adjusted .34

EXPENDITURES-CURRENT YEAR		REVENUES REALIZED-CURRENT YEAR		PROPERTY TAXES-CURRENT YEAR	
<b>GENERAL GOVERNMENT</b>		<b>REVENUES REALIZED-CURRENT YEAR</b>		<b>STATE EQUALIZED TAX RATE</b>	
Governing Body & Public Boards		Property Taxes Collected	12,281,656.46	Local District School Taxes	.75 3,786,730.00
Municipal Clerk		Payments in Lieu of Taxes		Regional & Consolidated School Tax	.61 3,060,261.99
Financial Administration	73,742.40	Delinquent Tax & Lien Collections	825,863.84	School Taxes in Municipal Budget	
Assessment of Taxes	222,300.00	Business Personalty Replacement Taxes	60,696.00	County Taxes	.61 * 3,054,708.60
Collection of Taxes	63,474.00	Taxes from Public Utilities	925,605.00	County Library Taxes	.04 191,652.46
Planning, Housing & Development	66,038.00	Other Miscellaneous Tax Revenues		Local Municipal Purpose Taxes	.48 2,405,000.00
Human Resources	131,239.50	State Aid Revenues	590,794.95	Veteran & Senior Citizen Taxes	
Elections		Federal Aid Revenues		Total Taxes for Rate Computation	2.49 12,596,978.05
Generat Administration (other)	527,295.22			Special District Taxes	
<b>JUDICIARY</b>		Sale of Acquired Property		Bank Corp. Taxes	
Municipal Courts	75,726.00	Other Miscellaneous Revenues	802,559.83	Added and Omitted Taxes	330,098.48
<b>PUBLIC SAFETY</b>				Total Taxes Levied - ABSTRACT	12,828,451.53
Fire Protection	117,059.40			Total Taxes Billed	12,848,149.64
Police Protection	1,409,771.00	Prior Years Surplus Appropriated	1,302,500.00	<b>TAXES COLLECTED</b>	12,281,656.46
Civil Defense & Disaster Control	7,350.00	<b>REVENUES TOTAL</b>	16,789,676.08	Taxes Cancelled, Abated or Adjusted	44,209.98
Environmental Inspection & Control	207,984.00	Reserve For Uncollected Taxes	1,084,500.00	Transfer to Tax Title Liens or Foreclosed	12,812.80
Other Public Safety				Ending Balance	509,470.40
<b>PUBLIC WORKS</b>		<b>CAPITAL OUTLAY TOTAL</b>	222,275.88	<b>PRIOR YEARS TAXES OUTSTANDING</b>	
Streets and Drainage	267,823.97	Public Enterprises		Beginning Balance	826,366.89
Sewers and Sewage Processing		Recreation-Culture	24,417.10	Collected	779,308.56
Garbage and Trash Disposal	1,108,852.00	Public Works	153,085.81	Cancelled, Abated or Adjusted	1,876.05
Public Buildings and Grounds	38,695.00	Buildings and Grounds	44,772.97	Transfers to Tax Title Liens or Foreclosed	40,705.27
Other Public Works	35,000.00	Library and Education		Ending Balance	4,477.01
<b>HEALTH and WELFARE</b>		Conservation		<b>TAX TITLE LIENS OUTSTANDING</b>	
Health Services Except Environmental	3,300.00	All Other		Beginning Balance	78,030.52
Welfare-Public Assistance	12,295.00			Transfer From Taxes	58,739.11
Hospital, Clinics, First Aid		<b>CAPITAL DEBT AUTHORIZED, ENDING BALANCE</b>		Redeemed	46,555.28
Animal, Insect, & Rodent Control		<b>ISSUED AND UNISSUED</b>		Cancelled, Abated or Adjusted	
Other Welfare Services		School	15,933,476	Transfers to Foreclosed Property	
<b>RECREATION and CONSERVATION</b>		Self-Liquidating		Ending Balance	90,214.35
Beaches and Boardwalks		Other	1,930,300	<b>PROPERTY ACQUIRED BY DEED OR FORECLOSURE</b>	
Perks, Playgrounds, Shede Trees		Total	17,863,776	1,930,300	
Land Reclamation & Conservation	14,841.51	<b>ISSUED AND OUTSTANDING</b>		Beginning Balance	2,130,750.00
Other Recreational Services	49,574.00	School	15,933,476.99	Transfers From Taxes or Liens	
<b>EDUCATION (excluding schools)</b>		Self-Liquidating		Sale for Cash	
Libraries		Other	1,450,000.00	Cancelled, Abated or Adjusted	
Other Educational Services	4,200.00	Total	17,383,476.99	Ending Balance	2,130,750.00
<b>STATUTORY EXPENDITURES</b>		<b>EQUALIZED VALUATION BASIS</b>		<b>CURRENT FINANCES ENDING BALANCE</b>	
Pensions & F. I. C. A.	258,700.00	<b>FOR NET DEBT COMPUTATION</b>	473,565,357	<b>ASSETS</b>	
Employee Fringe Benefits	400,000.00	<b>REAL PROPERTY VALUATIONS</b>		Cash	4,244,394.95
Other Statutory Expenditures	14,000.00	<b>Code Class # of Parcels % VAL'N ASSESSED VALUATION</b>		Taxes Receivable	513,947.41
<b>MUNICIPAL FUNCTIONS</b>		1 Vacant Land 1130 4.20	13,469,300.00	Tax Title Liens	90,214.35
<b>TOTAL</b>	5,109,261.00	2 Residential 3625 80.44	258,175,300.00	Foreclosed Property	2,130,750.00
<b>CAPITAL IMPROVEMENTS</b>	15,000.00	3 Farm 302 3.47	11,127,900.00	Emergencies & Other Deferred Charges	170,000.00
<b>DEBT SERVICE</b>		4a Commercial 125 9.03	28,971,200.00	State and Federal Aid Receivable	43,005.00
Principal Payments	180,000.00	4b Industrial 8 2.28	7,301,900.00	Other Receivables	243,920.29
Interest Payments	80,347.50	4c Apartments 9 .59	1,894,100.00	Total	7,436,232.00
		Total	320,939,700.00	<b>LIABILITIES, RESERVES, AND SURPLUS</b>	
<b>DEFERRED CHARGES</b>	47,099.26	Land Area 15.96 Sq. Miles		Cash Liabilities	2,036,191.01
<b>SCHOOL, COUNTY, SPECIAL DISTRICT TAXES</b>	10,093,353.05	Net Valuation Taxable-Municipal	325,144,186	Reserves for Receivables	2,978,832.05
<b>RESERVE FOR UNCOLLECTED TAXES</b>	1,084,500.00	Net Valuation Taxable-County	494,899,526	Surplus	2,421,545.80
<b>EXPENDITURES</b>	16,596,560.81	State Equalized Valuation	500,861,403	Total	7,436,568.86
		State Equalization Ratio	64.62		

Population 1990 10,567  
 Population 1994 10,729  
 S & P Rating  
 Moody Rating AAA

General Tax Rate Per \$100. 4.92  
 State Equalized Tax Rate 2.49

**MANVILLE BOROUGH - SOMERSET CO.**  
 Form of Government:  
**Borough Council**  
 Number of Members on Governing Body - 6

PER CAPITA: PER CENT:  
 Gross Debt 957.75 Gross Debt 2.01  
 Net Debt 791.58 Net Debt 1.66  
 Debt Service 103.44 Tax Levy Collected 96.20  
 Total Tax Levy 1,188.73 Tax Levy Cancelled, Abated or Adjusted .19  
 Municipal Expenditures 707.97

EXPENDITURES-CURRENT YEAR		REVENUES REALIZED-CURRENT YEAR		PROPERTY TAXES-CURRENT YEAR	
<b>GENERAL GOVERNMENT</b>		<b>REVENUES REALIZED-CURRENT YEAR</b>		<b>PROPERTY TAXES-CURRENT YEAR</b>	
Governing Body & Public Boards		Property Taxes Collected	12,274,617.07	STATE EQUALIZED TAX RATE	1.42
Municipal Clerk		Payments In Lieu of Taxes		Local District School Taxes	7,235,164.12
Financial Administration	100,816.00	Delinquent Tax & Lien Collections	476,462.30	Regional & Consolidated School Tax	
Assessment of Taxes	264,906.00	Business Personality Replacement Taxes	608,076.20	School Taxes in Municipal Budget	
Collection of Taxes	89,731.00	Taxes from Public Utilities	471,138.00	County Taxes	.45 * 2,300,178.37
Planning, Housing & Development	44,165.00	Other Miscellaneous Tax Revenues		County Library Taxes	
Human Resources	136,626.43	State Aid Revenues	1,592,593.35	Local Municipal Purpose Taxes	.63 3,194,777.52
Elections	2,900.00	Federal Aid Revenues		Veteran & Senior Citizen Taxes	194,050.00
General Administration (other)	685,233.00			Total Taxes for Rate Computation	2.50 12,924,170.01
<b>JUDICIARY</b>		Sale of Acquired Property		Special District Taxes	
Municipal Courts	88,047.00	Other Miscellaneous Revenues	931,124.86	Bank Corp. Taxes	
<b>PUBLIC SAFETY</b>		Total	16,354,011.78	Added and Omitted Taxes	23,763.38
Fire Protection	63,012.50	Prior Years Surplus Appropriated	450,000.00	Total Taxes Levied - ABSTRACT	12,753,883.39
Police Protection	1,644,642.83	REVENUES TOTAL	16,804,011.78	Total Taxes Billed	12,759,697.14
Civil Defense & Disaster Control	1,000.00	Reserve For Uncollected Taxes	615,000.00	TAXES COLLECTED	12,274,617.07
Environmental Inspection & Control	33,999.00	<b>CAPITAL OUTLAY TOTAL</b>		Taxes Cancelled, Abated or Adjusted	24,826.39
Other Public Safety			412,050.62	Transfer to Tax Title Liens or Foreclosed	18,438.21
<b>PUBLIC WORKS</b>		Public Enterprises		Ending Balance	441,815.47
Streets and Drainage	120,391.48	Recreation-Culture		<b>PRIOR YEARS TAXES OUTSTANDING</b>	
Sewers and Sewage Processing		Public Works		Beginning Balance	483,363.18
Garbage and Trash Disposal		Buildings and Grounds	412,050.62	Collected	470,528.65
Public Buildings and Grounds	13,480.00	Library and Education		Cancelled, Abated or Adjusted	
Other Public Works	1,384,702.00	Conservation		Transfers to Tax Title Liens or Foreclosed	
<b>HEALTH and WELFARE</b>		All Other		Ending Balance	12,834.53
Health Services Except Environmental	69,459.00	<b>CAPITAL DEBT AUTHORIZED, ENDING BALANCE</b>		<b>TAX TITLE LIENS OUTSTANDING</b>	
Welfare-Public Assistance	25,194.00	ISSUED AND UNISSUED	GROSS DEBT	NET DEBT	
Hospital, Clinics, First Aid		School	1,657,000		87,834.37
Animal, Insect, & Rodent Control	33,700.00	Self-Liquidating	125,888		18,438.21
Other Welfare Services		Other	8,492,809	Redeemed	5,933.65
<b>RECREATION and CONSERVATION</b>		Total	10,275,698	Cancelled, Abated or Adjusted	12,518.46
Beeches and Boardwalks		<b>ISSUED AND OUTSTANDING</b>		Transfers to Foreclosed Property	
Parks, Playgrounds, Shade Trees	13,128.01	School	1,657,000.00	Ending Balance	87,820.47
Land Reclamation & Conservation	10,343.47	Self-Liquidating	125,888.27	<b>PROPERTY ACQUIRED BY DEED OR FORECLOSURE</b>	
Other Recreational Services	44,455.00	Other	7,533,617.87	Beginning Balance	88,100.00
<b>EDUCATION (excluding schools)</b>		Total	9,316,506.14	Transfers From Taxes or Liens	
Libraries	171,425.00	<b>EQUALIZED VALUATION BASIS FOR NET DEBT COMPUTATION</b>		Sale for Cash	
Other Educational Services		512,453,793		Cancelled, Abated or Adjusted	
<b>STATUTORY EXPENDITURES</b>		<b>REAL PROPERTY VALUATIONS</b>		Ending Balance	88,100.00
Pensions & F. I. C. A.	99,396.00	Code	Class	# of Parcels	% VAL'N
Employee Fringe Benefits	369,871.99	1	Vacant Land	213	1.35
Other Statutory Expenditures	30,000.00	2	Residential	3255	85.69
<b>MUNICIPAL FUNCTIONS</b>		3	Farm	6	
<b>CAPITAL IMPROVEMENTS</b>		4a	Commercial	126	7.67
*MEMO* 100,000.00		4b	Industrial	24	4.65
<b>DEBT SERVICE</b>		4c	Apartments	10	.63
Principal Payments	793,103.95	Total	3634		
Interest Payments	316,696.77	Land Area	2.50	Sq. Miles	
<b>DEFERRED CHARGES</b>		Net Valuation Taxable-Municipal			
SCHOOL, COUNTY, SPECIAL DISTRICT TAXES	330,402.09	Net Valuation Taxable-County	258,335,301		
RESERVE FOR UNCOLLECTED TAXES	9,535,342.49	State Equalized Valuation	541,142,395		
EXPENDITURES TOTAL	17,131,168.01	State Equalization Ratio	510,565,694		
			50.55		
				<b>CURRENT FINANCES ENDING BALANCE</b>	
				<b>ASSETS</b>	
				Cash	3,555,541.75
				Taxes Receivable	454,650.00
				Tax Title Liens	87,820.47
				Foreclosed Property	88,100.00
				Emergencies & Other Deferred Charges	18,837.45
				State and Federal Aid Receivable	17,766.00
				Other Receivables	52,365.02
				Total	4,275,080.69
				<b>LIABILITIES, RESERVES, AND SURPLUS</b>	
				Cash Liabilities	2,844,936.74
				Reserves for Receivables	682,935.49
				Surplus	747,208.46
				Total	4,275,080.69

\*Includes County Health Service Taxes or County Open Space Tax. See Table 13.

0319  
 Population 1990 19,211  
 Population 1994 18,900  
 S & P Rating  
 Moody Rating AAA

General Tax Rate Per \$100 2.56  
 State Equalized Tax Rate 2.59

MAPLE SHADE TWP. - BURLINGTON CO.  
 Form of Government:  
**Council-Manager Plan E (OMCL 50)**  
 Number of Members on Governing Body - 5

PER CAPITA:  
 Gross Debt 1,770.03  
 Net Debt 349.38  
 Debt Service 39.52  
 Total Tax Levy 931.64  
 Municipal Expenditures 379.54

PER CENT:  
 Gross Debt 4.87  
 Net Debt .96  
 Tax Levy Collected 96.77  
 Tax Levy Cancelled, Abated or Adjusted .32

EXPENDITURES-CURRENT YEAR		REVENUES REALIZED-CURRENT YEAR		PROPERTY TAXES-CURRENT YEAR		
<b>GENERAL GOVERNMENT</b>		<b>REVENUES REALIZED-CURRENT YEAR</b>		<b>STATE EQUALIZED TAX RATE</b>		
Governing Body & Public Boards	16,000.00	Property Taxes Collected	17,040,610.22	Local District School Taxes	1.50	
Municipal Clerk	72,659.00	Payments in Lieu of Taxes		Regional & Consolidated School Tax		
Financial Administration	32,421.25	Delinquent Tax & Lien Collections	731,728.49	School Taxes in Municipal Budget		
Assessment of Taxes		Business Personality Replacement Taxes	114,045.16	County Taxes	.52 *	
Collection of Taxes	238,395.00	Taxes from Public Utilities	1,146,466.00	County Library Taxes	.03	
Planning, Housing & Development	26,855.00	Other Miscellaneous Tax Revenues		Local Municipal Purpose Taxes	.53	
Human Resources	142,680.75	State Aid Revenues	983,030.31	Veteran & Senior Citizen Taxes		
Elections		Federal Aid Revenues		Total Taxes for Rate Computation	2.58	
General Administration (other)	508,868.00			Special District Taxes		
<b>JUDICIARY</b>		Sale of Acquired Property		Bank Corp. Taxes		
Municipal Courts	69,322.43	Other Miscellaneous Revenues	668,369.80	Added and Omitted Taxes	70,603.77	
<b>PUBLIC SAFETY</b>		Total	20,684,249.98	Total Taxes Levied - ABSTRACT	17,608,054.61	
Fire Protection	134,507.20	Prior Years Surplus Appropriated	700,000.00	Total Taxes Billed	17,609,510.52	
Police Protection	2,038,921.10	<b>REVENUES TOTAL</b>	<b>21,384,249.98</b>	<b>TAXES COLLECTED</b>	<b>17,040,610.22</b>	
Police Protection	2,038,921.10	Reserve For Uncollected Taxes	925,163.32	Taxes Cancelled, Abated or Adjusted	55,562.76	
Civil Defense & Disaster Control	12,485.00	<b>CAPITAL OUTLAY TOTAL</b>		Transfer to Tax Title Liens or Foreclosed		
Environmental Inspection & Control	111,691.00		<b>1,540,944.04</b>	Ending Balance	<b>513,337.54</b>	
Other Public Safety		Public Enterprises	648,309.17	<b>PRIOR YEARS TAXES OUTSTANDING</b>		
<b>PUBLIC WORKS</b>		Recreation-Culture		Beginning Balance	812,185.85	
Streets and Drainage	606,162.87	Public Works	463,094.65	Collected	731,728.49	
Sewers and Sewage Processing		Buildings and Grounds	429,540.22	Cancelled, Abated or Adjusted	70,027.15	
Garbage and Trash Disposal	498,117.25	Library and Education		Transfers to Tax Title Liens or Foreclosed		
Public Buildings and Grounds		Conservation		Ending Balance	10,430.21	
Other Public Works	146,046.00	All Other		<b>TAX TITLE LIENS OUTSTANDING</b>		
<b>HEALTH and WELFARE</b>		<b>CAPITAL DEBT AUTHORIZED, ENDING BALANCE</b>		Beginning Balance	9,298.72	
Health Services Except Environmental		ISSUED AND UNISSUED	GROSS DEBT	Transfer From Taxes		
Welfare-Public Assistance		School	5,481,000	Redeemed		
Hospital, Clinics, First Aid		Self-Liquidating	20,319,510	Cancelled, Abated or Adjusted		
Animal, Insect, & Rodent Control		Other	7,653,070	Transfers to Foreclosed Property		
Other Welfare Services		Total	33,453,580	Ending Balance	9,298.72	
<b>RECREATION and CONSERVATION</b>		ISSUED AND OUTSTANDING		PROPERTY ACQUIRED BY DEED OR		
Beeches and Boardwalks		School	5,481,000.00	FORECLOSURE		
Perks, Playgrounds, Shade Trees		Self-Liquidating	20,088,628.14	Beginning Balance	45,837.87	
Land Reclamation & Conservation	4,100.00	Other	7,137,420.00	Transfers From Taxes or Liens		
Other Recreational Services	56,995.00	Total	32,707,048.14	Sale for Cash		
<b>EDUCATION (excluding schools)</b>		<b>EQUALIZED VALUATION BASIS</b>		Cancelled, Abated or Adjusted		
Libraries	96,137.00	FOR NET DEBT COMPUTATION	687,205,866	Ending Balance	<b>45,837.87</b>	
Other Educational Services		<b>REAL PROPERTY VALUATIONS</b>		<b>CURRENT FINANCES ENDING BALANCE</b>		
<b>STATUTORY EXPENDITURES</b>		Code	Class	# of Parcels	% VAL'N	ASSETS
Pensions & F. I. C. A.	305,537.00	1	Vacant Land	177	1.28	Cash
Employee Fringe Benefits	372,300.00	2	Residential	4585	59.30	Taxes Receivable
Other Statutory Expenditures		3	Farm	2	.01	Tax Title Liens
<b>MUNICIPAL FUNCTIONS</b>		4a	Commercial	233	18.98	Foreclosed Property
TOTAL	<b>5,490,198.85</b>	4b	Industrial	25	1.58	Emergencies & Other Deferred Charges
<b>CAPITAL IMPROVEMENTS</b>		4c	Apartments	25	18.84	State and Federal Aid Receivable
*MEMO*	<b>45,000.00</b>	Total		5047		Other Receivables
<b>DEBT SERVICE</b>		Land Area	3.72	Sq. Miles		Total
Principal Payments	350,000.00	Net Valuation Taxable-Municipal	686,185,710			LIABILITIES, RESERVES, AND SURPLUS
Interest Payments	396,850.48	Net Valuation Taxable-County	688,511,732			Cash Liabilities
<b>DEFERRED CHARGES</b>		State Equalized Valuation	677,145,611			Reserves for Receivables
SCHOOL, COUNTY, SPECIAL DISTRICT TAXES	11,083.89	State Equalization Ratio	101.34			Surplus
RESERVE FOR UNCOLLECTED TAXES	13,928,113.84					Total
EXPENDITURES TOTAL	<b>21,101,410.38</b>					<b>4,835,449.42</b>

\*Includes County Health Service Taxes or County Open Space Tax. See Table 13.

0711

Population 1990 **21,652**  
 Population 1994 **21,189**  
 S & P Rating  
 Moody Rating **AA**

General Tax Rate Per \$100. **7.94**  
 State Equalized Tax Rate **3.12**

**MAPLEWOOD TOWNSHIP. - ESSEX COUNTY**

Form of Government:  
**Township Committee**

Number of Members on Governing Body - 5

PER CAPITA: PER CENT:  
 Gross Debt **1,075.26** Gross Debt **1.63**  
 Net Debt **466.36** Net Debt **.71**  
 Debt Service **36.46** Tax Levy Collected **97.20**  
 Total Tax Levy **2,070.44** Tax Levy Cancelled, Abated or Adjusted **.28**  
 Municipal Expenditures **875.71**

EXPENDITURES-CURRENT YEAR		REVENUES REALIZED-CURRENT YEAR		PROPERTY TAXES-CURRENT YEAR	
<b>GENERAL GOVERNMENT</b>		<b>REVENUES REALIZED-CURRENT YEAR</b>		<b>STATE EQUALIZED TAX RATE</b>	
Governing Body & Public Boards		Property Taxes Collected	<b>42,647,997.44</b>	Local District School Taxes	<b>1.62</b>
Municipal Clerk		Payments in Lieu of Taxes	<b>396,879.89</b>	Regional & Consolidated School Tax	<b>22,822,059.85</b>
Financial Administration	<b>202,858.00</b>	Delinquent Tax & Lien Collections	<b>743,684.84</b>	School Taxes in Municipal Budget	
Assessment of Taxes	<b>95,713.00</b>	Business Personalty Replacement Taxes	<b>296,571.72</b>	County Taxes	<b>.71</b> *
Collection of Taxes	<b>116,100.00</b>	Taxes from Public Utilities	<b>1,133,555.72</b>	County Library Taxes	
Planning, Housing & Development	<b>30,936.00</b>	Other Miscellaneous Tax Revenues		Local Municipal Purpose Taxes	<b>.79</b>
Human Resources	<b>222,273.00</b>	State Aid Revenues	<b>1,115,087.84</b>	Veteran & Senior Citizen Taxes	<b>142,550.00</b>
Elections		Federal Aid Revenues		Total Taxes for Rate Computation	<b>3.12</b>
General Administration (other)	<b>1,367,148.00</b>			Special District Taxes	<b>43,993,038.50</b>
<b>JUDICIARY</b>		Sale of Acquired Property		Bank Corp. Taxes	
Municipal Courts	<b>196,521.00</b>	Other Miscellaneous Revenues		Added and Omitted Taxes	
<b>PUBLIC SAFETY</b>		Total	<b>48,900,412.08</b>	Total Taxes Levied - ABSTRACT	<b>20,000.24</b>
Fire Protection	<b>2,305,861.00</b>	Prior Years Surplus Appropriated	<b>1,362,000.00</b>	Total Taxes Billed	<b>43,870,488.74</b>
Police Protection	<b>3,725,450.00</b>	REVENUES TOTAL	<b>50,262,412.08</b>	TAXES COLLECTED	<b>42,647,997.44</b>
Civil Defense & Disaster Control	<b>21,535.00</b>	Reserve For Uncollected Taxes	<b>1,301,000.00</b>	Taxes Cancelled, Abated or Adjusted	<b>121,032.38</b>
Environmental Inspection & Control	<b>253,111.00</b>	CAPITAL OUTLAY TOTAL	<b>1,588,920.76</b>	Transfer to Tax Title Liens or Foreclosed	<b>13,958.52</b>
Other Public Safety		Public Enterprises	<b>34,392.75</b>	Ending Balance	<b>1,092,267.98</b>
<b>PUBLIC WORKS</b>		Recreation-Culture	<b>6,851.46</b>	<b>PRIOR YEARS TAXES OUTSTANDING</b>	
Streets and Drainage	<b>1,368,204.08</b>	Public Works	<b>589,189.20</b>	Beginning Balance	<b>734,307.64</b>
Sewers and Sewage Processing	<b>1,386,091.00</b>	Buildings and Grounds	<b>958,487.35</b>	Collected	<b>726,212.98</b>
Garbage and Trash Disposal	<b>215,000.00</b>	Library and Education		Cancelled, Abated or Adjusted	
Public Buildings and Grounds	<b>544,263.00</b>	Conservation		Transfers to Tax Title Liens or Foreclosed	<b>3,180.70</b>
Other Public Works	<b>177,878.00</b>	All Other		Ending Balance	<b>4,913.96</b>
<b>HEALTH and WELFARE</b>		CAPITAL DEBT AUTHORIZED, ENDING BALANCE		<b>TAX TITLE LIENS OUTSTANDING</b>	
Health Services Except Environmental	<b>175,093.00</b>	ISSUED AND UNISSUED		Beginning Balance	<b>19,751.73</b>
Welfare-Public Assistance	<b>15,606.00</b>	School	<b>11,852,938</b>	Transfer From Taxes	<b>17,660.52</b>
Hospital, Clinics, First Aid		Self-Liquidating	<b>275,000</b>	Redeemed	<b>17,471.86</b>
Animal, Insect, & Rodent Control		Other	<b>10,655,700</b>	Cancelled, Abated or Adjusted	
Other Welfare Services		Total	<b>22,783,638</b>	Transfers to Foreclosed Property	
<b>RECREATION and CONSERVATION</b>		ISSUED AND OUTSTANDING		Ending Balance	<b>19,940.39</b>
Beeches and Boardwalks		School	<b>10,665,552.87</b>	<b>PROPERTY ACQUIRED BY DEED OR FORECLOSURE</b>	
Perks, Playgrounds, Shade Trees	<b>586,893.00</b>	Self-Liquidating	<b>7,276,000.00</b>	Beginning Balance	<b>7,103.00</b>
Land Reclamation & Conservation		Other	<b>17,941,552.87</b>	Transfers From Taxes or Liens	
Other Recreational Services	<b>201,281.00</b>	Total		Sale for Cash	
<b>EDUCATION (excluding schools)</b>		EQUALIZED VALUATION BASIS FOR NET DEBT COMPUTATION	<b>1,401,342,813</b>	Cancelled, Abated or Adjusted	
Libraries	<b>915,650.00</b>	REAL PROPERTY VALUATIONS		Ending Balance	<b>7,103.00</b>
Other Educational Services		Code		<b>CURRENT FINANCES ENDING BALANCE</b>	
<b>STATUTORY EXPENDITURES</b>		Class		ASSETS	
Pensions & F. I. C. A.	<b>1,242,000.00</b>	# of Parcels		Cash	<b>2,721,716.19</b>
Employee Fringe Benefits	<b>1,096,500.00</b>	% VAL'N		Taxes Receivable	<b>1,097,181.94</b>
Other Statutory Expenditures	<b>20,000.00</b>	ASSESSED VALUATION		Tax Title Liens	<b>19,940.39</b>
<b>MUNICIPAL FUNCTIONS</b>		1 Vacent Land	<b>1,070,200.00</b>	Foreclosed Property	<b>7,103.00</b>
CAPITAL IMPROVEMENTS	<b>75,000.00</b>	2 Residential	<b>491,675,000.00</b>	Emergencies & Other Deferred Charges	
DEBT SERVICE		3 Farm		State and Federal Aid Receivable	<b>43,403.21</b>
Principal Payments	<b>412,850.00</b>	4e Commercial	<b>47,212,100.00</b>	Other Receivables	<b>102,461.56</b>
Interest Payments	<b>359,668.00</b>	4b Industrial	<b>7,822,000.00</b>	Total	<b>3,991,806.29</b>
<b>DEFERRED CHARGES</b>		4c Apartments	<b>3,058,100.00</b>	<b>LIABILITIES, RESERVES, AND SURPLUS</b>	
SCHOOL, COUNTY, SPECIAL DISTRICT TAXES	<b>32,766,302.91</b>	Total	<b>550,837,400.00</b>	Cash Liabilities	<b>1,822,485.29</b>
RESERVE FOR UNCOLLECTED TAXES	<b>1,301,000.00</b>	Land Area	<b>4.00</b> Sq. Miles	Reserves for Receivables	<b>1,270,090.10</b>
EXPENDITURES TOTAL	<b>51,321,785.99</b>	Net Valuation Taxable-Municipal	<b>552,333,200</b>	Surplus	<b>899,230.90</b>
		Net Valuation Taxable-County	<b>1,410,688,561</b>	Total	<b>3,991,806.29</b>
		State Equalized Valuation	<b>1,404,215,766</b>		
		State Equalization Ratio	<b>39.27</b>		

\*Includes County Health Service Taxes or County Open Space Tax. See Table 13.

0116

Population 1990 **8,431**  
 Population 1994 **8,548**  
 S & P Rating  
 Moody Rating **A1**

General Tax Rate Per \$100 **1.68**  
 State Equalized Tax Rate **1.69**

**MARGATE CITY - ATLANTIC COUNTY**  
 Form of Government:  
**Commission (1911)**  
 Number of Members on Governing Body - 3

PER CAPITA:  
 Gross Debt **1,657.33**  
 Net Debt **1,657.33**  
 Debt Service **263.25**  
 Total Tax Levy **2,549.04**  
 Municipal Expenditures **1,537.08**

PER CENT:  
 Gross Debt **1.10**  
 Net Debt **1.10**  
 Tax Levy Collected **95.91**  
 Tax Levy Cancelled, Abated or Adjusted **.20**

EXPENDITURES-CURRENT YEAR		REVENUES REALIZED-CURRENT YEAR			PROPERTY TAXES-CURRENT YEAR	
<b>GENERAL GOVERNMENT</b>		<b>REVENUES REALIZED-CURRENT YEAR</b>			<b>PROPERTY TAXES-CURRENT YEAR</b>	
Governing Body & Public Boards	30,500.00	Property Taxes Collected	20,898,119.48		STATE EQUALIZED TAX RATE	
Municipal Clerk	41,500.00	Payments in Lieu of Taxes			Local District School Taxes	.46 5,859,533.00
Financial Administration	157,500.00	Delinquent Tax & Lien Collections	1,025,665.88		Regional & Consolidated School Tax	
Assessment of Taxes	249,325.65	Business Personality Replacement Taxes	55,561.16		School Taxes in Municipal Budget	.04 491,093.75
Collection of Taxes	63,800.00	Taxes from Public Utilities	787,351.00		County Taxes	.51 * 6,527,474.44
Planning, Housing & Development	146,709.23	Other Miscellaneous Tax Revenues			County Library Taxes	
Human Resources	9,000.00	State Aid Revenues	316,061.35		Local Municipal Purpose Taxes	.69 8,888,417.44
Elections	1,144,958.63	Federal Aid Revenues			Veteran & Senior Citizen Taxes	87,050.00
General Administration (other)					Total Taxes for Rate Computation	1.70 21,853,568.63
<b>JUDICIARY</b>		<b>CAPITAL OUTLAY</b>			<b>ENDING BALANCE</b>	
Municipal Courts	111,667.37	Sale of Acquired Property	1,018,247.74		Special District Taxes	
<b>PUBLIC SAFETY</b>		Other Miscellaneous Revenues	24,101,006.61		Bank Corp. Taxes	
Fire Protection	1,565,679.36		Total		Added and Omitted Taxes	22,713.14
Police Protection	1,835,147.68	Prior Years Surplus Appropriated	1,225,000.00		Total Taxes Levied - ABSTRACT	21,789,231.77
Civil Defense & Disaster Control	2,500.00	REVENUES	25,326,006.61		Total Taxes Billed	21,789,450.73
Environmental Inspection & Control	320,322.55	Reserve For Uncollected Taxes	1,199,000.00		TAXES COLLECTED	20,898,119.48
Other Public Safety			TOTAL		Taxes Cancelled, Abated or Adjusted	43,576.06
<b>PUBLIC WORKS</b>		<b>CAPITAL DEBT AUTHORIZED, ENDING BALANCE</b>			<b>PRIOR YEARS TAXES OUTSTANDING</b>	
Streets and Drainage	960,894.69	Public Enterprises			Beginning Balance	1,070,785.11
Sewers and Sewage Processing		Recreation-Culture			Collected	1,004,315.38
Garbage and Trash Disposal	645,750.38	Public Works	276,030.10		Cancelled, Abated or Adjusted	466.20
Public Buildings and Grounds	76,600.00	Buildings and Grounds	643,919.68		Transfers to Tax Title Liens or Foreclosed	17,630.94
Other Public Works	38,000.00	Library and Education			Ending Balance	48,372.59
<b>HEALTH and WELFARE</b>		Conservation			<b>TAX TITLE LIENS OUTSTANDING</b>	
Health Services Except Environmental	150.00	All Other			Beginning Balance	
Welfare-Public Assistance	7,000.00				Transfer From Taxes	21,350.50
Hospital, Clinics, First Aid	2,000.00	<b>ISSUED AND UNISSUED GROSS DEBT</b>			Redeemed	21,350.50
Animal, Insect, & Rodent Control	6,000.00	School			Cancelled, Abated or Adjusted	
Other Welfare Services		Self-Liquidating			Transfers to Foreclosed Property	
<b>RECREATION and CONSERVATION</b>		Other	14,166,849	14,166,849	Ending Balance	
Beaches and Boardwalks	242,868.82	Total	14,166,849	14,166,849	<b>PROPERTY ACQUIRED BY DEED OR FORECLOSURE</b>	
Parks, Playgrounds, Shade Trees	112,875.29	<b>ISSUED AND OUTSTANDING</b>			Beginning Balance	138,557.50
Land Reclamation & Conservation	4,191.85	School			Transfers From Taxes or Liens	
Other Recreational Services	10,000.00	Self-Liquidating			Sale for Cash	
<b>EDUCATION (excluding schools)</b>		Other			Cancelled, Abated or Adjusted	
Libraries	419,710.00	Total	11,005,000.00		Ending Balance	138,557.50
Other Educational Services		<b>EQUALIZED VALUATION BASIS</b>			<b>CURRENT FINANCES ENDING BALANCE</b>	
<b>STATUTORY EXPENDITURES</b>		<b>FOR NET DEBT COMPUTATION</b>			<b>ASSETS</b>	
Pensions & F. I. C. A.	614,006.98	<b>REAL PROPERTY VALUATIONS</b>			Cash	3,087,822.66
Employee Fringe Benefits	871,000.00	Code	Class	# of Parcels	% VAL'N	ASSESSED VALUATION
Other Statutory Expenditures		1	Vacant Land	425	2.96	38,262,900.00
<b>MUNICIPAL FUNCTIONS</b>		2	Residential	6095	90.87	1,175,215,900.00
TOTAL	9,689,658.48	3	Farm			
<b>CAPITAL IMPROVEMENTS</b>		4a	Commercial	203	4.91	63,552,600.00
*MEMO*	109,000.00	4b	Industrial			
<b>DEBT SERVICE</b>		4c	Apartments	33	1.25	16,207,300.00
Principal Payments	1,615,218.32	Total		6756		1,293,238,700.00
Interest Payments	635,076.25	Land Area	1.40	Sq Miles		
<b>TYPE I SCHL DEBT *MEMO</b>	491,093.75	Net Valuation Taxable-Municipal				1,295,639,142
<b>DEFERRED CHARGES</b>		Net Valuation Taxable-County				1,293,200,230
SCHOOL, COUNTY, SPECIAL DISTRICT TAXES	12,878,101.19	State Equalized Valuation				1,284,357,916
RESERVE FOR UNCOLLECTED TAXES	1,199,000.00	State Equalization Ratio				100.88
EXPENDITURES	TOTAL					
	26,017,054.24					

\* ABOVE DEBT SERVICE INCLUDES TYPE I SCHOOL DEBT

\*Includes County Health Service Taxes or County Open Space Tax. See Table 13.

1328

Population 1990 27,974  
 Population 1994 31,048  
 S & P Rating AAA  
 Moody Rating AAA

General Tax Rate Par \$100. 2.37  
 State Equalized Tax Rate 2.07

**MARLBORO TOWNSHIP - MONMOUTH CO.**  
 Form of Government:  
**Mayor-Council Plan E (OMCL 50)**  
 Number of Members on Governing Body - 5

PER CAPITA: PER CENT  
 Gross Debt 843.81 Gross Debt 1.22  
 Net Debt 407.75 Net Debt .59  
 Debt Service 68.42 Tax Levy Collected 97.74  
 Total Tax Levy 1,584.38 Tax Levy Cancelled, Abated or Adjusted  
 Municipal Expenditures 572.91

EXPENDITURES-CURRENT YEAR		REVENUES REALIZED-CURRENT YEAR		PROPERTY TAXES-CURRENT YEAR	
<b>GENERAL GOVERNMENT</b>		<b>REVENUES REALIZED-CURRENT YEAR</b>		<b>PROPERTY TAXES-CURRENT YEAR</b>	
Governing Body & Public Boards	214,523.00	Property Taxes Collectad	48,093,590.82	STATE EQUALIZED TAX RATE	
Municipal Clerk		Paymants In Lieu of Taxes		Local District School Taxes .95	21,393,033.00
Financial Administration	167,263.00	Delinquent Tax & Lien Collections	1,445,579.95	Regional & Consolidated School Tax .40	9,092,440.26
Assessment of Taxes	161,950.00	Business Personalty Replacement Taxes	97,438.00	School Taxes in Municipal Budget	
Collection of Taxes	153,910.00	Taxes from Public Utilities	1,888,377.00	County Taxes	* 10,544,121.51
Planning, Housing & Development	157,229.00	Other Miscellaneous Tax Revenues		County Library Taxes .02	440,978.85
Human Resources	164,889.00	State Aid Revenues	1,291,014.63	Local Municipal Purpose Taxes .23	5,281,439.97
Elections	11,180.00	Federal Aid Revenues		Veteran & Senior Citizen Taxes	80,650.00
General Administration (other)	1,212,178.00			Total Taxes for Rate Computation 2.07	46,832,663.59
<b>JUDICIARY</b>		Sale of Acquired Property	2,903,543.77	Special District Taxes	1,087,000.00
Municipal Courts	304,711.00	Other Miscellaneous Revenues		Bank Corp. Taxes	
<b>PUBLIC SAFETY</b>			2,903,543.77	Added and Omitted Taxes	1,352,828.15
Fire Protection	58,013.00			Total Taxes Levied - ABSTRACT	49,191,841.74
Police Protection	4,118,855.00	Prior Years Surplus Appropriated	5,900,000.00	Total Taxes Billed	49,204,499.61
Civil Defense & Disaster Control	7,000.00	REVENUES TOTAL	61,619,544.17	TAXES COLLECTED	48,093,590.82
Environmental Inspection & Control	362,423.00	Raserva For Uncollected Taxes	2,231,894.80	Taxes Cancelled, Abated or Adjusted	
Other Public Safety		CAPITAL OUTLAY TOTAL	1,832,896.21	Transfer to Tax Title Liens or Foreclosed	92,699.41
<b>PUBLIC WORKS</b>				Ending Balance	1,018,209.38
Streets and Drainage	2,213,139.18	Public Enterprises	260.39	<b>PRIOR YEARS TAXES OUTSTANDING</b>	
Sewers and Sewage Processing	436,208.00	Recreation-Culture	292.19	Beginning Balance	1,320,662.49
Garbage and Trash Disposal		Public Works	299,302.10	Collected	1,261,558.21
Public Buildings and Grounds	580,964.00	Buildings and Grounds	1,533,041.53	Cancelled, Abated or Adjusted	
Other Public Works	88,000.00	Library and Education		Transfers to Tax Title Liens or Foreclosed	119.15
<b>HEALTH and WELFARE</b>		Conservation		Ending Balance	58,985.13
Health Services Except Environmental	15,000.00	All Other		<b>TAX TITLE LIENS OUTSTANDING</b>	
Welfare-Public Assistance	27,500.00			Beginning Balance	559,642.42
Hospital, Clinics, First Aid	1,500.00	CAPITAL DEBT AUTHORIZED, ENDING BALANCE		Transfer From Taxes	92,840.44
Animal, Insect, & Rodent Control	13,000.00	ISSUED AND UNISSUED GROSS DEBT NET DEBT		Redeemed	184,021.74
Other Welfare Services	500.00	School 12,651,222		Cancelled, Abated or Adjusted	13,450.36
<b>RECREATION and CONSERVATION</b>		Self-Liquidating 408,729		Transfers to Foreclosed Property	
Beaches and Boardwalks		Other 13,138,656	12,659,687	Ending Balance	455,010.76
Parks, Playgrounds, Shade Trees		Total 26,198,607	12,659,687	<b>PROPERTY ACQUIRED BY DEED OR FORECLOSURE</b>	
Land Reclamation & Conservation	1,000.00	ISSUED AND OUTSTANDING		Beginning Balance	196,860.00
Other Recreational Services	554,667.00	School 12,651,222.00		Transfers From Taxes or Liens	
<b>EDUCATION (excluding schools)</b>		Self-Liquidating 395,000.00		Sale for Cash	
Libraries	31,400.00	Other 10,489,994.00		Cancelled, Abated or Adjusted	
Other Educational Services		Total 23,536,216.00		Ending Balance	196,860.00
<b>STATUTORY EXPENDITURES</b>		EQUALIZED VALUATION BASIS FOR NET DEBT COMPUTATION	2,147,364,026	<b>CURRENT FINANCES ENDING BALANCE ASSETS</b>	
Pensions & F. I. C. A.	955,512.00	REAL PROPERTY VALUATIONS		Cash	9,056,501.56
Employee Fringe Benefits	1,343,902.00	Code Class # of Parcels % VAL'N ASSESSED VALUATION		Taxes Receivable	1,077,194.51
Other Statutory Expenditures	18,000.00	1 Vacant Land 1527 5.23 102,226,600.00		Tax Title Liens	455,010.76
<b>MUNICIPAL FUNCTIONS TOTAL</b>	13,374,416.18	2 Residential 8798 86.13 1,682,630,500.00		Foreclosed Property	196,860.00
<b>CAPITAL IMPROVEMENTS *MEMO*</b>	90,000.00	3 Farm 321 .95 18,420,450.00		Emergencies & Other Delerrad Charges	4,000.00
<b>DEBT SERVICE</b>		4a Commercial 173 5.17 101,003,600.00		State and Federal Aid Receivable	9,651.64
Principal Payments	1,583,180.03	4b Industrial 31 2.37 46,315,900.00		Other Receivables	464,615.57
Interest Payments	540,984.24	4c Apartments 2 .15 2,965,200.00		Total	11,263,834.04
<b>DEFERRED CHARGES</b>	57,211.03	Total 10852 1,953,562,250.00		<b>LIABILITIES, RESERVES, AND SURPLUS</b>	
<b>SCHOOL, COUNTY, SPECIAL DISTRICT TAXES RESERVE FOR UNCOLLECTED TAXES</b>	42,557,573.62	Land Area 30.35 Sq. Miles		Cash Liabilities	3,632,182.75
<b>EXPENDITURES TOTAL</b>	60,345,259.90	Net Valuation Taxable-Municipal 1,966,554,729		Reserves for Receivables	2,193,680.84
		Net Valuation Taxable-County 2,229,686,336		Surplus	5,437,970.45
		State Equalized Valuation 2,250,749,925		Total	11,263,834.04
		State Equalization Ratio 87.30			

\*Includes County Health Service Taxes or County Open Space Tax. See Table 13.

1329  
 Population 1990 9,270  
 Population 1994 9,419  
 S & P Rating  
 Moody Rating A

General Tax Rate Per \$100 3.10  
 State Equalized Tax Rate 2.87

**MATAWAN BOROUGH - MONMOUTH CO.**  
 Form of Government:  
**Borough Council**  
 Number of Members on Governing Body - 6

PER CAPITA:  
 Gross Debt 1,297.92  
 Net Debt 609.80  
 Debt Service 54.41  
 Total Tax Levy 1,354.04  
 Municipal Expenditures 688.36

PER CENT:  
 Gross Debt 2.76  
 Net Debt 1.30  
 Tax Levy Collected 95.22  
 Tax Levy Cancelled, Abated or Adjusted .56

EXPENDITURES-CURRENT YEAR		REVENUES REALIZED-CURRENT YEAR			PROPERTY TAXES-CURRENT YEAR	
<b>GENERAL GOVERNMENT</b>		<b>REVENUES REALIZED-CURRENT YEAR</b>			<b>STATE EQUALIZED TAX RATE</b>	
Governing Body & Public Boards	21,862.32	Property Taxes Collected	12,160,818.99	Local District School Taxes		
Municipal Clerk	70,827.37	Payments in Lieu of Taxes	53,170.00	Regional & Consolidated School Tax	1.86	8,245,297.66
Financial Administration	62,021.45	Delinquent Tax & Lien Collections	581,052.23	School Taxes in Municipal Budget		
Assessment of Taxes	26,656.00	Business Personalty Replacement Taxes	50,302.48	County Taxes	.46 *	2,048,099.98
Collection of Taxes	51,384.15	Taxes from Public Utilities	1,333,466.68	County Library Taxes		
Planning, Housing & Development	14,480.00	Other Miscellaneous Tax Revenues		Local Municipal Purpose Taxes	.55	2,430,373.70
Human Resources	92,403.00	State Aid Revenues	948,325.94	Veteran & Senior Citizen Taxes		47,950.00
Elections	3,216.19	Federal Aid Revenues		Total Taxes for Rate Computation	2.87	12,771,721.34
General Administration (other)	497,849.13			Special District Taxes		
<b>JUDICIARY</b>		Sale of Acquired Property	853,159.97	Bank Corp. Taxes		
Municipal Courts	41,700.51	Other Miscellaneous Revenues	15,980,296.29	Added and Omitted Taxes		29,926.70
<b>PUBLIC SAFETY</b>		Total	16,405,296.29	Total Taxes Levied - ABSTRACT		12,753,698.04
Fire Protection	123,755.40	Prior Years Surplus Appropriated	425,000.00	Total Taxes Billed		12,771,457.21
Police Protection	1,664,200.15	REVENUES TOTAL	16,405,296.29	TAXES COLLECTED		12,160,818.99
Civil Defense & Disaster Control	3,359.00	Reserve For Uncollected Taxes	723,947.09	Taxes Cancelled, Abated or Adjusted		71,665.16
Environmental Inspection & Control	45,375.65			Transfer to Tax Title Liens or Foreclosed		57,177.51
Other Public Safety		<b>CAPITAL OUTLAY TOTAL</b>	<b>1,620,075.61</b>	Ending Balance		481,795.55
<b>PUBLIC WORKS</b>		Public Enterprises	395,081.09	<b>PRIOR YEARS TAXES OUTSTANDING</b>		
Streets and Drainage	524,087.41	Recreation-Culture	23,540.82	Beginning Balance		426,371.78
Sewers and Sewage Processing	103,349.42	Public Works	1,052,411.39	Collected		386,333.95
Garbage and Trash Disposal	478,900.00	Buildings and Grounds	149,042.31	Cancelled, Abated or Adjusted		32,049.43
Public Buildings and Grounds	110,664.21	Library and Education		Transfers to Tax Title Liens or Foreclosed		4,954.53
Other Public Works	36,600.00	Conservation		Ending Balance		3,033.87
<b>HEALTH and WELFARE</b>		Alt Other		TAX TITLE LIENS OUTSTANDING		
Health Services Except Environmental	485,733.49			Beginning Balance		525,967.84
Welfare-Public Assistance	5,958.79	<b>CAPITAL DEBT AUTHORIZED, ENDING BALANCE</b>		Transfer From Taxes		63,106.50
Hospital, Clinics, First Aid		ISSUED AND UNISSUED		Redeemed		194,718.28
Animal, Insect, & Rodent Control		School	2,666,086	Cancelled, Abated or Adjusted		58,770.93
Other Welfare Services		Self-Liquidating	3,705,320	Transfers to Foreclosed Property		
<b>RECREATION and CONSERVATION</b>		Other	5,853,693	Ending Balance		335,585.13
Beaches and Boardwalks		Total	12,225,100	PROPERTY ACQUIRED BY DEED OR		
Parks, Playgrounds, Shade Trees	3,170.00	ISSUED AND OUTSTANDING		FORECLOSURE		
Land Reclamation & Conservation	5,143.27	School	2,666,086.20	Beginning Balance		33,100.00
Other Recreational Services	80,679.08	Self-Liquidating	3,432,236.22	Transfers From Taxes or Liens		
<b>EDUCATION (excluding schools)</b>		Other	4,737,000.00	Sale for Cash		
Libraries	147,452.96	Total	10,835,322.42	Cancelled, Abated or Adjusted		
Other Educational Services	25,482.00	<b>EQUALIZED VALUATION BASIS</b>		Ending Balance		33,100.00
<b>STATUTORY EXPENDITURES</b>		FOR NET DEBT COMPUTATION	442,917,427	<b>CURRENT FINANCES ENDING BALANCE</b>		
Pensions & F. I. C. A.	238,124.17	<b>REAL PROPERTY VALUATIONS</b>		ASSETS		
Employee Fringe Benefits	281,721.58	Code Class # of Parcels % VAL'N		Cash		1,458,379.89
Other Statutory Expenditures		1 Vacant Land 170 1.29	5,281,300.00	Taxes Receivable		484,829.52
<b>MUNICIPAL FUNCTIONS</b>		2 Residential 2223 77.75	317,432,686.00	Tax Title Liens		335,585.03
<b>TOTAL</b>	<b>5,246,155.70</b>	3 Farm		Foreclosed Property		33,100.00
<b>CAPITAL IMPROVEMENTS</b>	<b>*MEMO*</b>	4a Commercial 148 11.88	48,485,400.00	Emergencies & Other Deterred Charges		19,500.00
<b>DEBT SERVICE</b>		4b Industrial 12 1.49	6,094,200.00	State and Federal Aid Receivable		
Principal Payments	299,040.36	4c Apartments 16 7.59	30,978,000.00	Other Receivables		38,675.90
Interest Payments	213,481.22	Total 2569	438,271,586.00	Total		2,370,070.34
<b>DEFERRED CHARGES</b>		Land Area 2.26 Sq. Miles		<b>LIABILITIES, RESERVES, AND SURPLUS</b>		
SCHOOL, COUNTY, SPECIAL DISTRICT TAXES	1,023.00	Net Valuation Taxable-Municipal	409,973,489	Cash Liabilities		739,952.78
RESERVE FOR UNCOLLECTED TAXES	723,947.09	Net Valuation Taxable-County	442,625,099	Reserves for Receivables		892,190.45
<b>TOTAL</b>	<b>16,777,045.01</b>	State Equalized Valuation	442,266,904	Surplus		737,927.11
		State Equalization Ratio	92.67	Total		2,370,070.34

\*Includes County Health Service Taxes or County Open Space Tax. See Table 13.

Population 1990 6,648  
 Population 1994 6,666  
 S & P Rating  
 Moody Rating

General Tax Rate Per \$100. 4.66  
 State Equalized Tax Rate 2.50

**MAURICE RIVER TWP. - CUMBERLAND CO.**  
 Form of Government:  
**Township Committee**  
 Number of Members on Governing Body - 3

PER CAPITA:  
 Gross Debt 34,28 Gross Debt .18  
 Net Debt 34,28 Net Debt .18  
 Debt Service 6.89 Tax Levy Collected 84.24  
 Total Tax Levy 523.54 Tax Levy Cancelled, Abated  
 Municipal Expenditures 414.19 or Adjusted 1.42

EXPENDITURES-CURRENT YEAR		REVENUES REALIZED-CURRENT YEAR		PROPERTY TAXES-CURRENT YEAR	
<b>GENERAL GOVERNMENT</b>		<b>REVENUES REALIZED-CURRENT YEAR</b>		<b>STATE EQUALIZED TAX RATE</b>	
Governing Body & Public Boards	19,378.00	Property Taxes Collected	2,943,176.48	Local District School Taxes	1.05 1,389,764.00
Municipal Clerk	18,475.00	Payments In Lieu of Taxes		Regional & Consolidated School Tax	
Financial Administration	54,164.00	Delinquent Tax & Lien Collections	453,712.40	School Taxes in Municipal Budget	
Assessment of Taxes	304,000.00	Business Personalty Replacement Taxes	59,275.60	County Taxes	.99 * 1,309,788.05
Collection of Taxes	46,475.00	Taxes from Public Utilities	421,253.00	County Library Taxes	
Planning, Housing & Development	34,965.00	Other Miscellaneous Tax Revenues		Local Municipal Purpose Taxes	.46 602,500.00
Human Resources	14,219.00	State Aid Revenues	548,459.45	Veteran & Senior Citizen Taxes	57,000.00
Elections	2,350.00	Federal Aid Revenues		Total Taxes for Rate Computation	2.50 3,359,052.05
General Administration (other)	343,480.00			Special District Taxes	169,508.80
<b>JUDICIARY</b>		Sale of Acquired Property		Bank Corp. Taxes	
Municipal Courts	45,200.00	Other Miscellaneous Revenues	225,055.57	Added and Omitted Taxes	18,389.66
<b>PUBLIC SAFETY</b>		Total	4,650,932.50	Total Taxes Levied - ABSTRACT	3,489,950.51
Fire Protection	3,021.00	Prior Years Surplus Appropriated	494,000.00	Total Taxes Billed	3,493,870.71
Police Protection	53,550.00	<b>REVENUES TOTAL</b>	5,144,932.50	<b>TAXES COLLECTED</b>	2,943,176.48
Civil Defense & Disaster Control	6,653.00	Reserve For Uncollected Taxes	687,000.00	Taxes Cancelled, Abated or Adjusted	49,684.27
Environmental Inspection & Control	65,875.00	<b>CAPITAL OUTLAY TOTAL</b>	185,583.40	Transfer to Tax Title Liens or Foreclosed	222,826.46
Other Public Safety				Ending Balance	278,183.50
<b>PUBLIC WORKS</b>		Public Enterprises		<b>PRIOR YEARS TAXES OUTSTANDING</b>	
Streets and Drainage	358,757.08	Recreation-Culture		Beginning Balance	346,644.68
Sewers and Sewage Processing		Public Works	99,000.00	Collected	333,510.27
Garbage and Trash Disposal	199,450.00	Buildings and Grounds	86,583.40	Cancelled, Abated or Adjusted	5,094.90
Public Buildings and Grounds	29,147.00	Library and Education		Transfers to Tax Title Liens or Foreclosed	7,069.73
Other Public Works	13,000.00	Conservation		Ending Balance	969.78
<b>HEALTH and WELFARE</b>		All Other		<b>TAX TITLE LIENS OUTSTANDING</b>	
Health Services Except Environmental	131.00			Beginning Balance	1,613,349.01
Welfare-Public Assistance	22,325.00	<b>CAPITAL DEBT AUTHORIZED, ENDING BALANCE</b>		Transfer From Taxes	266,277.46
Hospital, Clinics, First Aid		<b>ISSUED AND UNISSUED</b>		Redeemed	120,202.13
Animal, Insect, & Rodent Control	22,196.00	School		Cancelled, Abated or Adjusted	27,837.56
Other Welfare Services		Self-Liquidating		Transfers to Foreclosed Property	215,273.70
<b>RECREATION and CONSERVATION</b>		Other	228,500	Ending Balance	1,516,313.08
Beaches and Boardwalks		Total	228,500	<b>PROPERTY ACQUIRED BY DEED OR</b>	
Perks, Playgrounds, Sheds Trees		<b>ISSUED AND OUTSTANDING</b>		<b>FORECLOSURE</b>	
Land Reclamation & Conservation	44,663.78	School		Beginning Balance	383,574.50
Other Recreational Services	12,900.00	Self-Liquidating		Transfers From Taxes or Liens	215,273.70
<b>EDUCATION (excluding schools)</b>		Other		Sale for Cash	
Libraries	1,500.00	Total	120,000.00	Cancelled, Abated or Adjusted	
Other Educational Services		<b>EQUALIZED VALUATION BASIS</b>		Ending Balance	598,848.20
<b>STATUTORY EXPENDITURES</b>		<b>FOR NET DEBT COMPUTATION</b>	127,918,684	<b>CURRENT FINANCES ENDING BALANCE</b>	
Pensions & F. I. C. A.	54,138.00	<b>REAL PROPERTY VALUATIONS</b>		<b>ASSETS</b>	
Employee Fringe Benefits	133,129.00	<b>Code Class # of Parcels % VAL'N ASSESSED VALUATION</b>		Cash	1,308,527.46
Other Statutory Expenditures	2,756.37	1 Vacant Land 3170 21.10 14,729,168.00		Taxes Receivable	279,153.28
<b>MUNICIPAL FUNCTIONS</b>		2 Residential 1364 60.78 42,425,581.00		Tax Title Liens	1,516,313.08
<b>CAPITAL IMPROVEMENTS</b>	<b>*MEMO*</b>	3 Farm 143 6.73 6,699,605.00		Foreclosed Property	598,848.20
<b>DEBT SERVICE</b>		4e Commercial 51 3.01 2,099,400.00		Emergencies & Other Deferred Charges	241,000.00
Principal Payments	40,789.00	4b Industrial 25 8.22 5,739,755.00		State and Federal Aid Receivable	
Interest Payments	5,145.25	4c Apartments 2 .16 114,100.00		Other Receivables	24,892.24
<b>DEFERRED CHARGES</b>		Total 4755 69,807,609.00		Total	3,968,734.26
SCHOOL, COUNTY, SPECIAL DISTRICT TAXES	122,133.63	Land Area 94.70 Sq Miles		<b>LIABILITIES, RESERVES, AND SURPLUS</b>	
RESERVE FOR UNCOLLECTED TAXES	2,869,060.85	Net Valuation Taxable-Municipal	70,906,325	Cash Liabilities	947,303.37
<b>EXPENDITURES</b>	<b>TOTAL</b>	Net Valuation Taxable-County	129,831,112	Reserves for Receivables	2,419,206.80
	5,630,026.96	State Equalized Valuation	131,021,681	Surplus	602,224.09
		State Equalization Ratio	53.73	Total	3,968,734.26

\*Includes County Health Service Taxes or County Open Space Tax. See Table 13.

0234

Population 1990 9,473  
 Population 1994 9,613  
 S & P Rating  
 Moody Rating A1

General Tax Rate Par \$100. 2.57  
 State Equalized Tax Rate 1.99

**MAYWOOD BOROUGH - BERGEN COUNTY**  
 Form of Government:  
**Borough Council**  
 Number of Members on Governing Body - 6

PER CAPITA:  
 Gross Debt 653.73  
 Net Debt 429.22  
 Debt Service 51.11  
 Total Tax Levy 1,488.15  
 Municipal Expenditures 854.41

PER CENT:  
 Gross Debt .94  
 Net Debt .62  
 Tax Levy Collected 97.59  
 Tax Levy Cancelled, Abated or Adjusted .16

EXPENDITURES-CURRENT YEAR		REVENUES REALIZED-CURRENT YEAR		PROPERTY TAXES-CURRENT YEAR	
<b>GENERAL GOVERNMENT</b>		<b>REVENUES REALIZED-CURRENT YEAR</b>		<b>PROPERTY TAXES-CURRENT YEAR</b>	
Governing Body & Public Boards		Property Taxes Collected	13,952,135.93	STATE EQUALIZED TAX RATE	
Municipal Clerk		Payments in Lieu of Taxes	69,002.00	Local District School Taxes	1.06
Financial Administration	25,400.00	Delinquent Tax & Lien Collections	271,402.87	Regional & Consolidated School Tax	
Assessment of Taxes	46,350.00	Business Personalty Replacement Taxes	158,801.04	School Taxes in Municipal Budget	
Collection of Taxes	127,750.00	Taxes from Public Utilities	833,168.00	County Taxes	.25 *
Planning, Housing & Development	5,578.00	Other Miscellaneous Tax Revenues		County Library Taxes	
Human Resources	121,677.00	State Aid Revenues	1,102,670.80	Local Municipal Purpose Taxes	.67
Elections		Federal Aid Revenues		Vataram & Sanior Clitzan Taxes	
General Administration (other)	1,124,613.00			Total Taxes for Rate Computation	1.98
<b>JUDICIARY</b>		Sale of Acquired Property	1,000,684.04	Special District Taxes	
Municipal Courts	95,340.00	Other Miscellaneous Revenues		Bank Corp. Taxes	
<b>PUBLIC SAFETY</b>				Add and Omitted Taxes	5,158.91
Fire Protection	166,661.10	Total	17,387,864.68	Total Taxes Levied - ABSTRACT	14,305,561.37
Police Protection	1,706,747.79	Prior Years Surplus Appropriated	200,000.00	Total Taxes Billed	14,297,206.34
Civil Defense & Disaster Control	6,000.00	REVENUES TOTAL	17,587,864.68	TAXES COLLECTED	13,952,135.93
Environmental Inspection & Control	105,395.00	Reserve For Uncollected Taxes	337,000.00	Transfer to Tax Title Liens or Foreclosed	23,345.80
Other Public Safety	4,000.00	CAPITAL OUTLAY TOTAL	373,337.76	Ending Balance	321,724.61
<b>PUBLIC WORKS</b>		Public Enterprises		PRIOR YEARS TAXES OUTSTANDING	
Streets and Drainage	615,549.24	Recreation-Cultura		Beginning Balance	271,402.87
Sewers and Sewage Processing	1,581,522.00	Public Works	154,163.15	Collected	271,402.87
Garbage and Trash Disposal	706,450.00	Buildings and Grounds	219,174.61	Cancelled, Abated or Adjusted	
Public Buildings and Grounds	74,185.00	Library and Education		Transfers to Tax Title Liens or Foreclosed	
Other Public Works	35,000.00	Conservation		Ending Balance	
<b>HEALTH and WELFARE</b>		All Other		TAX TITLE LIENS OUTSTANDING	
Health Services Except Environmental	68,100.00	CAPITAL DEBT AUTHORIZED, ENDING BALANCE		Beginning Balance	6,286.00
Welfare-Public Assistance	6,700.00	ISSUED AND UNISSUED	GROSS DEBT	NET DEBT	
Hospital, Clinics, First Aid		School	2,158,000	21,000	
Animal, Insect, & Rodent Control		Self-Liquidating	21,000		
Other Welfare Services		Other	4,105,266	4,105,070	
<b>RECREATION and CONSERVATION</b>		Total	6,284,266	4,126,070	
Beeches and Boardwalks		ISSUED AND OUTSTANDING			
Parks, Playgrounds, Shada Traas	76,000.00	School	2,158,000.00		
Land Reclamation & Conservation	45,329.77	Self-Liquidating	21,000.00		
Other Recraational Services	59,470.00	Other	2,914,000.00		
<b>EDUCATION (excluding schools)</b>		Total	5,093,000.00		
Libraries	346,000.00	EQUALIZED VALUATION BASIS			
Other Educational Services	1,000.00	FOR NET DEBT COMPUTATION		668,464,549	
<b>STATUTORY EXPENDITURES</b>		REAL PROPERTY VALUATIONS			
Pensions & F. I. C. A.	185,000.00	Code	Class	# of Parcels	% VAL'N
Employee Fringa Benefits	39,600.00	1	Vacant Land	49	.45
Other Statutory Expenditures		2	Residential	2750	78.57
<b>MUNICIPAL FUNCTIONS</b>		3	Farm		
TOTAL	7,375,417.90	4a	Commercial	105	8.28
<b>CAPITAL IMPROVEMENTS</b>		4b	Industrial	23	8.93
*MEMO*	75,000.00	4c	Apartments	10	3.77
<b>DEBT SERVICE</b>		Total	2937		
Principal Payments	350,000.00	Land Area	1.30	Sq. Miles	
Interest Payments	141,345.00	Net Valuation Taxable-Municipal		558,486,005	
<b>DEFERRED CHARGES</b>		Net Valuation Taxable-County		644,269,171	
SCHOOL, COUNTY, SPECIAL DISTRICT TAXES	9,448,802.52	State Equalized Valuation		719,726,027	
RESERVE FOR UNCOLLECTED TAXES	337,000.00	State Equalization Ratio		77.56	
EXPENDITURES TOTAL	17,662,202.77				
				<b>CURRENT FINANCES ENDING BALANCE</b>	
				ASSETS	
				Cash	2,256,616.23
				Taxes Receivable	321,724.61
				Tax Title Liens	6,286.00
				Foreclosed Property	294,419.00
				Emergencies & Other Deferred Charges	12,500.00
				State and Federal Aid Receivable	28,870.73
				Other Receivables	24,359.00
				Total	2,944,775.57
				LIABILITIES, RESERVES, AND SURPLUS	
				Cash Liabilities	1,765,758.19
				Reserves for Receivables	646,788.61
				Surplus	532,228.77
				Total	2,944,775.57

\*Includes County Health Service Taxes or County Open Space Tax. See Table 13.

0320

Population 1990 20,526  
 Population 1994 21,330  
 S & P Rating  
 Moody Rating AAA

General Tax Rate Per \$100 2.21  
 State Equalized Tax Rate 2.16

**MEDFORD TOWNSHIP - BURLINGTON CO.**  
 Form of Government:  
**Council-Manager Plan E (OMCL 50)**  
 Number of Members on Governing Body - 5

PER CAPITA:  
 Gross Debt 2,009.54  
 Net Debt 665.67  
 Debt Service 65.81  
 Total Tax Levy 1,467.10  
 Municipal Expenditures 527.90  
 PER CENT  
 Gross Debt 3.07  
 Net Debt 1.02  
 Tax Levy Collected 96.65  
 Tax Levy Cancelled, Abated or Adjusted .08

EXPENDITURES-CURRENT YEAR		REVENUES REALIZED-CURRENT YEAR		PROPERTY TAXES-CURRENT YEAR	
<b>GENERAL GOVERNMENT</b>		<b>REVENUES REALIZED-CURRENT YEAR</b>		<b>STATE EQUALIZED TAX RATE</b>	
Governing Body & Public Boards	17,633.00	Property Taxes Collected	30,252,633.00	Local District School Taxes	13,344,541.00
Municipal Clerk	113,949.00	Payments in Lieu of Taxes		Regional & Consolidated School Tax	5,816,110.29
Financial Administration	214,264.00	Delinquent Tax & Lien Collections	1,076,906.00	School Taxes in Municipal Budget	
Assessment of Taxes	106,322.00	Business Personalty Replacement Taxes	87,656.00	County Taxes	7,247,864.11 *
Collection of Taxes	5,000.00	Taxes from Public Utilities	1,584,317.00	County Library Taxes	476,023.92
Planning, Housing & Development	324,331.00	Other Miscellaneous Tax Revenues		Local Municipal Purpose Taxes	3,766,196.00
Human Resources	149,543.00	State Aid Revenues	1,056,876.00	Veteran & Senlor Citizen Taxes	89,700.00
Elections		Federal Aid Revenues		Total Taxes for Rate Computation	30,740,435.31
General Administration (other)	548,927.00			Special District Taxes	
<b>JUDICIARY</b>		Sale of Acquired Property	1,779,073.00	Bank Corp. Taxes	
Municipal Courts	143,750.00	Other Miscellaneous Revenues	35,837,461.00	Added and Omitted Taxes	642,511.00
<b>PUBLIC SAFETY</b>			Total	Total Taxes Levied - ABSTRACT	31,293,246.31
Fire Protection	149,773.00	Prior Years Surplus Appropriated	2,844,262.00	Total Taxes Billed	31,300,680.00
Police Protection	2,566,549.00	<b>REVENUES TOTAL</b>	<b>38,681,723.00</b>	<b>TAXES COLLECTED</b>	<b>30,252,633.00</b>
Civil Defense & Disaster Control	4,700.00	Reserve For Uncollected Taxes	1,469,893.00	Taxes Cancelled, Abated or Adjusted	25,369.00
Environmental Inspection & Control	266,163.00	<b>CAPITAL OUTLAY TOTAL</b>	<b>6,814,932.00</b>	Transfer to Tax Title Liens or Foreclosed	15,141.00
Other Public Safety				Ending Balance	1,007,537.00
<b>PUBLIC WORKS</b>		Public Enterprises	1,468,499.00	<b>PRIOR YEARS TAXES OUTSTANDING</b>	
Streets and Drainage	862,041.00	Recreation-Culture	263,049.00	Beginning Balance	1,085,105.00
Sewers and Sewage Processing		Public Works	643,505.00	Collected	1,076,403.00
Garbage and Trash Disposal	871,937.00	Buildings and Grounds	4,439,879.00	Cancelled, Abated or Adjusted	2,021.00
Public Buildings and Grounds	274,466.00	Library and Education		Transfers to Tax Title Liens or Foreclosed	
Other Public Works		Conservation		Ending Balance	6,681.00
<b>HEALTH and WELFARE</b>		All Other		<b>TAX TITLE LIENS OUTSTANDING</b>	
Health Services Except Environmental	1,165.00			Beginning Balance	96,035.00
Welfare-Public Assistance	7,690.00	<b>CAPITAL DEBT AUTHORIZED, ENDING BALANCE</b>		Transfer From Taxes	15,141.00
Hospital, Clinics, First Aid		<b>ISSUED AND UNISSUED</b>		Redeemed	503.00
Animal, Insect, & Rodent Control		School	16,179,741	Cancelled, Abated or Adjusted	
Other Welfare Services		Self-Liquidating	12,485,077	Transfers to Foreclosed Property	
<b>RECREATION and CONSERVATION</b>		Other	14,198,753	Ending Balance	110,673.00
Beeches and Boardwalks		Total	42,863,571	<b>PROPERTY ACQUIRED BY DEED OR FORECLOSURE</b>	
Perks, Playgrounds, Shade Trees	177,417.00	<b>ISSUED AND OUTSTANDING</b>		Beginning Balance	88,100.00
Land Reclamation & Conservation	14,062.00	School	6,379,741.41	Transfers From Taxes or Liens	
Other Recreational Services	173,435.00	Self-Liquidating	12,271,792.00	Sale for Cash	
<b>EDUCATION (excluding schools)</b>		Other	14,198,753.00	Cancelled, Abated or Adjusted	
Libraries		Total	32,850,286.41	Ending Balance	88,100.00
Other Educational Services	500.00	<b>EQUALIZED VALUATION BASIS FOR NET DEBT COMPUTATION</b>		<b>CURRENT FINANCES ENDING BALANCE ASSETS</b>	
<b>STATUTORY EXPENDITURES</b>				Cash	11,742,947.00
Pensions & F. I. C. A.	713,300.00	<b>REAL PROPERTY VALUATIONS</b>		Taxes Receivable	1,014,218.00
Employee Fringe Benefits	667,410.00	Code Class # of Parcels % VAL'N ASSESSED VALUATION		Tax Title Liens	110,673.00
Other Statutory Expenditures		1 Vacant Land 1202 3.54 49,928,700.00		Foreclosed Property	88,100.00
<b>MUNICIPAL FUNCTIONS TOTAL</b>	<b>8,374,127.00</b>	2 Residential 6435 83.34 1,150,977,100.00		Emergencies & Other Deferred Charges	
<b>CAPITAL IMPROVEMENTS *MEMO*</b>	<b>50,000.00</b>	3 Farm 322 1.66 22,929,700.00		State and Federal Aid Receivable	12,600.00
<b>DEBT SERVICE</b>		4e Commercial 306 9.02 124,571,800.00		Other Receivables	100,503.00
Principal Payments	795,000.00	4b Industrial 9 .63 8,686,100.00		Total	13,069,041.00
Interest Payments	608,818.00	4c Apartments 6 1.80 24,896,100.00		<b>LIABILITIES, RESERVES, AND SURPLUS</b>	
<b>DEFERRED CHARGES</b>	<b>12,225.00</b>	Total 8280 1,380,989,500.00		Cash Liabilities	5,236,213.00
SCHOOL, COUNTY, SPECIAL DISTRICT TAXES	26,884,539.31	Land Area 40.29 Sq Miles		Reserves for Receivables	1,313,494.00
RESERVE FOR UNCOLLECTED TAXES	1,469,893.00	Net Valuation Taxable-Municipal	1,389,740,199	Surplus	6,519,334.00
<b>EXPENDITURES TOTAL</b>	<b>38,144,602.31</b>	Net Valuation Taxable-County	1,421,216,381	Total	13,069,041.00
		State Equalized Valuation	1,420,083,862		
		State Equalization Ratio	97.85		

0321  
 Population 1990 4,462  
 Population 1994 4,379  
 S & P Rating  
 Moody Rating A1

General Tax Rate Per \$100. 2.57  
 State Equalized Tax Rate 2.52

**MEDFORD LAKES BORO. - BURLINGTON CO.**  
 Form of Government:  
**Council-Manager (1923)**  
 Number of Members on Governing Body - 3

PER CAPITA:  
 Gross Debt 1,989.20  
 Net Debt 290.87  
 Debt Service 73.53  
 Total Tax Levy 1,359.20  
 Municipal Expenditures 524.58

PER CENT:  
 Gross Debt 3.76  
 Net Debt .55  
 Tax Levy Collected 99.64  
 Tax Levy Cancelled, Abated or Adjusted .06

EXPENDITURES-CURRENT YEAR	REVENUES REALIZED-CURRENT YEAR	PROPERTY TAXES-CURRENT YEAR
<b>GENERAL GOVERNMENT</b>		<b>STATE EQUALIZED TAX RATE</b>
Governing Body & Public Boards		Local District School Taxes 1.04 2,442,987.00
Municipal Clerk		Regional & Consolidated School Tax .38 889,721.31
Financial Administration		School Taxes in Municipal Budget
Assessment of Taxes 11,814.28	Property Taxes Collected 5,931,073.89	County Taxes .50 * 1,185,706.26
Collection of Taxes 9,985.90	Payments in Lieu of Taxes	County Library Taxes .03 77,416.01
Planning, Housing & Development 22,113.85	Delinquent Tax & Lien Collections 40,627.66	Local Municipal Purpose Taxes .57 1,347,654.79
Human Resources 43,709.00	Business Personality Replacement Taxes 6,626.65	Veteran & Senior Citizen Taxes 27,950.00
Elections	Taxes from Public Utilities 185,041.00	Total Taxes for Rate Computation 2.52 5,971,435.37
General Administration (other) 379,618.34	Other Miscellaneous Tax Revenues	Special District Taxes
<b>JUDICIARY</b>	State Aid Revenues 242,572.93	Bank Corp. Taxes
Municipal Courts 47,080.40	Federal Aid Revenues	Added and Omitted Taxes 8,432.25
<b>PUBLIC SAFETY</b>	Sale of Acquired Property	Total Taxes Levied - ABSTRACT 5,951,917.62
Fire Protection 33,997.00	Other Miscellaneous Revenues 211,019.63	Total Taxes Billed 5,952,437.62
Police Protection 454,999.51	Total 6,616,961.76	<b>TAXES COLLECTED 5,931,073.89</b>
Civil Defense & Disaster Control 3,521.50	Prior Years Surplus Appropriated 400,000.00	Taxes Cancelled, Abated or Adjusted 3,434.96
Environmental Inspection & Control 29,981.89	<b>REVENUES TOTAL 7,016,961.76</b>	Transfer to Tax Title Liens or Foreclosed
Other Public Safety	Reserve For Uncollected Taxes 125,754.96	Ending Balance 17,928.57
<b>PUBLIC WORKS</b>	<b>CAPITAL OUTLAY TOTAL 2,397,153.04</b>	<b>PRIOR YEARS TAXES OUTSTANDING</b>
Streets and Drainage 295,257.94	Public Enterprises 2,356,827.04	Beginning Balance 40,627.66
Sewers and Sewage Processing	Recreation-Culture	Collected 40,627.66
Garbage and Trash Disposal 230,716.08	Public Works	Cancelled, Abated or Adjusted
Public Buildings and Grounds 7,250.00	Buildings and Grounds 40,326.00	Transfers to Tax Title Liens or Foreclosed
Other Public Works 17,500.00	Library and Education	Ending Balance
<b>HEALTH and WELFARE</b>	Conservation	<b>TAX TITLE LIENS OUTSTANDING</b>
Health Services Except Environmental 15,000.00	All Other	Beginning Balance
Welfare-Public Assistance 1,862.40		Transfer From Taxes
Hospital, Clinics, First Aid	<b>CAPITAL DEBT AUTHORIZED, ENDING BALANCE</b>	Redeemed
Animal, Insect, & Rodent Control	<b>ISSUED AND UNISSUED GROSS DEBT NET DEBT</b>	Cancelled, Abated or Adjusted
Other Welfare Services	School 3,813,289	Transfers to Foreclosed Property
<b>RECREATION and CONSERVATION</b>	Self-Liquidating 3,623,700	Ending Balance
Beaches and Boardwalks	Other 1,273,700	<b>PROPERTY ACQUIRED BY DEED OR</b>
Perks, Playgrounds, Shade Trees	Total 8,710,689	<b>FORECLOSURE</b>
Land Reclamation & Conservation		Beginning Balance
Other Recreational Services	<b>ISSUED AND OUTSTANDING</b>	Transfers From Taxes or Liens
<b>EDUCATION (excluding schools)</b>	School 3,813,289.71	Sale for Cash
Libraries	Self-Liquidating 3,623,700.00	Cancelled, Abated or Adjusted
Other Educational Services 2,342.40	Other 818,300.00	Ending Balance
<b>STATUTORY EXPENDITURES</b>	Total 8,255,289.71	<b>CURRENT FINANCES ENDING BALANCE</b>
Pensions & F. I. C. A. 86,100.00	<b>EQUALIZED VALUATION BASIS</b>	<b>ASSETS</b>
Employee Fringe Benefits 148,000.00	<b>FOR NET DEBT COMPUTATION 231,932,206</b>	Cash 1,870,955.40
Other Statutory Expenditures 1,000.00	<b>REAL PROPERTY VALUATIONS</b>	Taxes Receivable 17,928.57
<b>MUNICIPAL FUNCTIONS TOTAL 1,841,830.49</b>	Code Class # of Parcels % VAL'N ASSESSED VALUATION	Tax Title Liens
<b>CAPITAL IMPROVEMENTS *MEMO*</b>	1 Vacant Land 43 .43 1,001,600.00	Foreclosed Property
<b>DEBT SERVICE</b>	2 Residential 1532 97.56 224,824,700.00	Emergencies & Other Deferred Charges 14,400.00
Principal Payments 256,100.00	3 Farm	State and Federal Aid Receivable 2,500.00
Interest Payments 65,898.35	4a Commercial 16 2.01 4,627,100.00	Other Receivables 112,838.36
<b>DEFERRED CHARGES 7,568.92</b>	4b Industrial	Total 2,018,622.33
SCHOOL, COUNTY, SPECIAL DISTRICT TAXES 4,595,830.58	4c Apartments	<b>LIABILITIES, RESERVES, AND SURPLUS</b>
RESERVE FOR UNCOLLECTED TAXES 125,754.96	Total 1591 230,453,400.00	Cash Liabilities 1,084,201.80
<b>EXPENDITURES TOTAL 6,892,983.30</b>	Land Area 1.25 Sq. Miles	Reserves for Receivables 130,766.93
	Net Valuation Taxable-Municipal 231,014,558	Surplus 803,653.60
	Net Valuation Taxable-County 231,133,126	Total 2,018,622.33
	State Equalized Valuation 235,741,687	
	State Equalization Ratio 97.99	

Population 1990 **4,890**  
 Population 1994 **4,935**  
 S & P Rating  
 Moody Rating

General Tax Rate Per \$100. **2.00**  
 State Equalized Tax Rate **1.83**

**MENDHAM BOROUGH - MORRIS COUNTY**  
 Form of Government:  
**Borough Council**  
 Number of Members on Governing Body - 6

PER CAPITA:  
 Gross Debt **1,523.96**  
 Net Debt **387.93**  
 Debt Service **63.74**  
 Total Tax Levy **2,248.11**  
 Municipal Expenditures **695.89**

PER CENT:  
 Gross Debt **1.27**  
 Net Debt **.32**  
 Tax Levy Collected **98.41**  
 Tax Levy Cancelled, Abated or Adjusted **.15**

EXPENDITURES-CURRENT YEAR		REVENUES REALIZED-CURRENT YEAR		PROPERTY TAXES-CURRENT YEAR	
<b>GENERAL GOVERNMENT</b>		<b>Property Taxes Collected</b>		<b>STATE EQUALIZED TAX RATE</b>	
Governing Body & Public Boards			<b>10,950,755.98</b>	Local District School Taxes	<b>.83</b> <b>4,096,112.00</b>
Municipal Clerk				Regional & Consolidated School Tax	<b>.52</b> <b>3,164,104.90</b>
Financial Administration	<b>63,885.00</b>	Payments in Lieu of Taxes		School Taxes in Municipal Budget	
Assessment of Taxes	<b>29,828.00</b>	Delinquent Tax & Lien Collections	<b>250,711.46</b>	County Taxes	<b>.31</b> * <b>1,886,367.15</b>
Collection of Taxes	<b>38,162.00</b>	Business Personalty Replacement Taxes	<b>47,000.00</b>	County Library Taxes	
Planning, Housing & Development	<b>26,657.00</b>	Taxes from Public Utilities	<b>421,429.37</b>	Local Municipal Purpose Taxes	<b>.32</b> <b>1,922,221.00</b>
Human Resources	<b>55,158.00</b>	Other Miscellaneous Tax Revenues		Veteran & Senior Citizen Taxes	<b>20,950.00</b>
Elections		State Aid Revenues	<b>200,694.93</b>	Total Taxes for Rate Computation	<b>1.83</b> <b>11,089,755.05</b>
General Administration (other)	<b>387,774.00</b>	Federal Aid Revenues		Special District Taxes	
<b>JUDICIARY</b>				Bank Corp. Taxes	
Municipal Courts	<b>47,045.00</b>	Sale of Acquired Property		Add and Omitted Taxes	<b>25,593.61</b>
<b>PUBLIC SAFETY</b>		Other Miscellaneous Revenues	<b>527,595.34</b>	Total Taxes Levied - ABSTRACT	<b>11,094,398.66</b>
Fire Protection	<b>39,831.00</b>		<b>Total 12,398,187.08</b>	Total Taxes Billed	<b>11,127,130.23</b>
Police Protection	<b>757,543.00</b>	Prior Years Surplus Appropriated	<b>400,000.00</b>	<b>TAXES COLLECTED</b>	<b>10,950,755.98</b>
Civil Defense & Disaster Control	<b>450.00</b>	<b>REVENUES TOTAL</b>	<b>12,798,187.08</b>	Taxes Cancelled, Abated or Adjusted	<b>16,691.84</b>
Environmental Inspection & Control	<b>78,499.00</b>	Reserve For Uncollected Taxes	<b>391,417.00</b>	Transfer to Tax Title Liens or Foreclosed	
Other Public Safety		<b>CAPITAL OUTLAY TOTAL</b>	<b>383,085.39</b>	Ending Balance	<b>159,682.41</b>
<b>PUBLIC WORKS</b>				<b>PRIOR YEARS TAXES OUTSTANDING</b>	
Streets and Drainage	<b>476,690.00</b>	Public Enterprises	<b>187,776.60</b>	Beginning Balance	<b>252,650.96</b>
Sewers and Sewage Processing		Recreation-Cultura		Collected	<b>250,711.46</b>
Garbage and Trash Disposal		Public Works		Cancelled, Abated or Adjusted	<b>65.76</b>
Public Buildings and Grounds	<b>123,153.00</b>	Buildings and Grounds	<b>195,308.79</b>	Transfers to Tax Title Liens or Forclosed	
Other Public Works		Library and Education		Ending Balance	<b>1,873.74</b>
<b>HEALTH and WELFARE</b>		Conservation		<b>TAX TITLE LIENS OUTSTANDING</b>	
Health Services Except Environmental	<b>45,286.00</b>	All Other		Beginning Balance	
Welfare-Public Assistance	<b>6,733.00</b>			Transfer From Taxes	
Hospital, Clinics, First Aid		<b>CAPITAL DEBT AUTHORIZED, ENDING BALANCE</b>		Redeemed	
Animal, Insect, & Rodent Control	<b>2,000.00</b>	<b>ISSUED AND UNISSUED</b>		Cancelled, Abated or Adjusted	
Other Welfare Services		School	<b>1,893,168</b>	Transfers to Forclosed Property	
<b>RECREATION and CONSERVATION</b>		Self-Liquidating	<b>4,278,051</b>	Ending Balance	
Beaches and Boardwalks		Other	<b>1,349,513</b>	<b>PROPERTY ACQUIRED BY DEED OR FORECLOSURE</b>	
Parks, Playgrounds, Shede Treas	<b>70,462.00</b>	<b>Total</b>	<b>7,520,733</b>	Beginning Balance	<b>2,900.00</b>
Land Reclamation & Conservation	<b>130,675.00</b>	<b>ISSUED AND OUTSTANDING</b>		Transfers From Taxes or Liens	
Other Recreational Services	<b>37,835.00</b>	School	<b>1,893,168.79</b>	Sala for Cash	
<b>EDUCATION (excluding schools)</b>		Self-Liquidating	<b>2,269,415.00</b>	Cancelled, Abated or Adjusted	
Libraries	<b>45,000.00</b>	Other	<b>1,244,019.00</b>	Ending Balance	<b>2,900.00</b>
Other Educational Services		<b>Total</b>	<b>5,406,602.79</b>	<b>CURRENT FINANCES ENDING BALANCE</b>	
<b>STATUTORY EXPENDITURES</b>		<b>EQUALIZED VALUATION BASIS FOR NET DEBT COMPUTATION</b>		<b>ASSETS</b>	
Pensions & F. I. C. A.	<b>198,546.00</b>		<b>590,836,772</b>	Cash	<b>3,426,545.86</b>
Employee Fringa Benefits	<b>157,400.00</b>	<b>REAL PROPERTY VALUATIONS</b>		Taxes Receivable	<b>161,556.15</b>
Other Statutory Expenditures	<b>200.00</b>	<b>Code Class # of Parcels % VAL'N ASSESSED VALUATION</b>		Tax Title Liens	
<b>MUNICIPAL FUNCTIONS TOTAL</b>	<b>2,818,812.00</b>	1 Vacant Land 49 1.85 10,159,500.00		Foreclosed Property	<b>2,900.00</b>
<b>CAPITAL IMPROVEMENTS *MEMO*</b>	<b>40,333.00</b>	2 Residential 1568 83.19 456,645,900.00		Emergencies & Other Deferrad Charges	<b>26,000.00</b>
<b>DEBT SERVICE</b>		3 Farm 87 4.42 24,245,300.00		State and Federal Aid Receivable	<b>1,168.35</b>
Principal Payments	<b>182,200.00</b>	4a Commercial 83 10.28 56,402,600.00		Other Receivables	<b>3,824.38</b>
Interest Payments	<b>33,675.91</b>	4b Industrial		<b>Total</b>	<b>3,621,994.74</b>
		4c Apertments 4 .26 1,443,900.00		<b>LIABILITIES, RESERVES, AND SURPLUS</b>	
<b>DEFERRED CHARGES</b>	<b>8,100.00</b>	Total 1791 548,897,200.00		Cash Liabilities	<b>2,351,956.46</b>
<b>SCHOOL, COUNTY, SPECIAL DISTRICT TAXES</b>	<b>9,146,584.05</b>	Land Area 6.00 Sq. Miles		Reserves for Receivables	<b>168,280.53</b>
<b>RESERVE FOR UNCOLLECTED TAXES</b>	<b>391,417.00</b>	Net Valuation Taxable-Municipal	<b>552,315,253</b>	Surplus	<b>1,101,757.75</b>
<b>EXPENDITURES TOTAL</b>	<b>12,580,788.96</b>	Net Valuation Taxable-County	<b>596,379,845</b>	<b>Total</b>	<b>3,621,994.74</b>
		State Equalized Valuation	<b>603,502,452</b>		
		State Equalization Ratio	<b>91.47</b>		

\*Includes County Health Service Taxes or County Open Space Tax. See Table 13.

1419  
 Population 1990 4,537  
 Population 1994 4,817  
 S & P Rating  
 Moody Rating AA1

General Tax Rate Per \$100 1.79  
 State Equalized Tax Rate 1.62

**MENDHAM TOWNSHIP - MORRIS COUNTY**  
 Form of Government:  
**Township Committee**  
 Number of Members on Governing Body - 5

PER CAPITA:  
 Gross Debt 1,501.70  
 Net Debt 942.69  
 Debt Service 157.59  
 Total Tax Levy 2,844.98  
 Municipal Expenditures 996.18

PER CENT:  
 Gross Debt .89  
 Net Debt .56  
 Tax Levy Collected 97.01  
 Tax Levy Cancelled, Abated or Adjusted .13

EXPENDITURES-CURRENT YEAR	REVENUES REALIZED-CURRENT YEAR	PROPERTY TAXES-CURRENT YEAR
<b>GENERAL GOVERNMENT</b>		<b>STATE EQUALIZED TAX RATE</b> → .31
Governing Body & Public Boards		Local District School Taxes .31 4,260,351.50
Municipal Clerk		Regional & Consolidated School Tax .45 3,759,068.45
Financial Administration 17,000.00	Property Taxes Collected 13,353,223.31	School Taxes in Municipal Budget
Assessment of Taxes 26,990.00	Payments in Lieu of Taxes	County Taxes .30 * 2,518,846.38
Collection of Taxes 95,350.00	Delinquent Tax & Lien Collections 577,457.59	County Library Taxes
Planning, Housing & Development 46,300.00	Business Personalty Replacement Taxes 14,448.00	Local Municipal Purpose Taxes .36 3,039,790.00
Human Resources 40,997.00	Taxes from Public Utilities 455,892.00	Veteran & Senior Citizen Taxes 14,800.00
Elections	Other Miscellaneous Tax Revenues	Total Taxes for Rate Computation 1.62 13,592,856.33
General Administration (other) 378,650.00	State Aid Revenues 185,308.00	Special District Taxes
<b>JUDICIARY</b>	Federal Aid Revenues	Bank Corp. Taxes
Municipal Courts 59,500.00		Added and Omitted Taxes 126,206.53
<b>PUBLIC SAFETY</b>	Sale of Acquired Property	Total Taxes Levied - ABSTRACT 13,704,262.86
Fire Protection 83,100.00	Other Miscellaneous Revenues 566,950.06	Total Taxes Billed 13,764,467.37
Police Protection 1,003,102.00	Total 15,153,278.96	<b>TAXES COLLECTED</b> 13,353,223.31
Civil Defense & Disaster Control 27,275.00	Prior Years Surplus Appropriated 600,000.00	Taxes Cancelled, Abated or Adjusted 17,723.73
Environmental Inspection & Control 80,510.00	<b>REVENUES TOTAL</b> 15,753,278.96	Transfer to Tax Title Liens or Foreclosed 5,391.00
Other Public Safety	Reserve For Uncollected Taxes 619,246.00	Ending Balance 388,129.33
<b>PUBLIC WORKS</b>	<b>CAPITAL OUTLAY TOTAL</b> 606,407.01	<b>PRIOR YEARS TAXES OUTSTANDING</b>
Streets and Drainage 557,204.00	Public Enterprises	Beginning Balance 521,148.66
Sewers and Sewage Processing	Recreation-Culture	Collected 391,052.50
Garbage and Trash Disposal 184,675.00	Public Works 212,442.19	Cancelled, Abated or Adjusted
Public Buildings and Grounds 123,000.00	Buildings and Grounds 393,964.82	Transfers to Tax Title Liens or Foreclosed 129,910.01
Other Public Works	Library and Education	Ending Balance 186.15
<b>HEALTH and WELFARE</b>	Conservation	<b>TAX TITLE LIENS OUTSTANDING</b>
Health Services Except Environmental 51,800.00	All Other	Beginning Balance 50,730.78
Welfare-Public Assistance 9,450.00		Transfer From Taxes 185,968.72
Hospital, Clinics, First Aid	<b>CAPITAL DEBT AUTHORIZED, ENDING BALANCE</b>	Redeemed 186,405.09
Animal, Insect, & Rodent Control 3,000.00	<b>ISSUED AND UNISSUED</b>	Cancelled, Abated or Adjusted
Other Welfare Services	School 2,600,758	Transfers to Foreclosed Property
<b>RECREATION and CONSERVATION</b>	Self-Liquidating	Ending Balance 50,294.41
Beaches and Boardwalks	Other 4,632,920	<b>PROPERTY ACQUIRED BY DEED OR FORECLOSURE</b>
Perks, Playgrounds, Shade Trees	Total 7,233,678	Beginning Balance
Land Reclamation & Conservation 10,953.00	<b>ISSUED AND OUTSTANDING</b>	Transfers From Taxes or Liens
Other Recreational Services 37,500.00	School 2,600,758.91	Sale for Cash
<b>EDUCATION (excluding schools)</b>	Self-Liquidating	Cancelled, Abated or Adjusted
Libraries 93,000.00	Other 3,418,000.00	Ending Balance
Other Educational Services 14,800.00	Total 6,018,758.91	<b>CURRENT FINANCES ENDING BALANCE</b>
<b>STATUTORY EXPENDITURES</b>	<b>EQUALIZED VALUATION BASIS FOR NET DEBT COMPUTATION</b> 811,667,724	<b>ASSETS</b>
Pensions & F. I. C. A. 200,360.00	<b>REAL PROPERTY VALUATIONS</b>	Cash 1,792,218.25
Employee Fringe Benefits 261,700.00	<b>Code Class # of Parcels % VAL'N ASSESSED VALUATION</b>	Taxes Receivable 388,315.48
Other Statutory Expenditures	1 Vacant Land 239 7.01 52,986,265.00	Tax Title Liens 50,294.41
<b>MUNICIPAL FUNCTIONS TOTAL</b> 3,406,216.00	2 Residential 1599 87.25 659,646,300.00	Foreclosed Property
<b>CAPITAL IMPROVEMENTS *MEMO*</b> 171,554.00	3 Farm 138 3.88 29,372,445.00	Emergencies & Other Deferred Charges 2,000.00
<b>DEBT SERVICE</b>	4a Commercial 12 1.76 13,325,600.00	State and Federal Aid Receivable
Principal Payments 562,575.00	4b Industrial 1 2,400.00	Other Receivables 75,458.13
Interest Payments 196,554.00	4c Apartments 14 .10 730,200.00	Total 2,308,286.27
<b>DEFERRED CHARGES</b> 14,000.00	Total 2003 756,063,210.00	<b>LIABILITIES, RESERVES, AND SURPLUS</b>
SCHOOL, COUNTY, SPECIAL DISTRICT TAXES 10,538,266.33	Land Area 17.60 Sq. Miles	Cash Liabilities 499,624.36
RESERVE FOR UNCOLLECTED TAXES 619,246.00	Net Valuation Taxable-Municipal 757,681,158	Reserves for Receivables 514,068.02
<b>EXPENDITURES TOTAL</b> 15,336,857.33	Net Valuation Taxable-County 801,058,962	Surplus 1,294,593.89
	State Equalized Valuation 835,940,625	Total 2,308,286.27
	State Equalization Ratio 90.62	

0424

Population 1990 4,095  
 Population 1994 4,018  
 S & P Rating  
 Moody Rating 8AA1

General Tax Rate Per \$100. 3.05  
 State Equalized Tax Rate 2.97

**MERCHANTVILLE BOROUGH - CAMDEN CO.**  
 Form of Government:  
**Borough Council**  
 Number of Members on Governing Body - 6

PER CAPITA  
 Gross Debt 552.88  
 Net Debt 349.44  
 Debt Service 58.19  
 Total Tax Levy 1,331.39  
 Municipal Expenditures 750.11

PER CENT:  
 Gross Debt 1.40  
 Net Debt .88  
 Tax Levy Collected 93.64  
 Tax Levy Cancelled, Abated or Adjusted .25

EXPENDITURES-CURRENT YEAR		REVENUES REALIZED-CURRENT YEAR		PROPERTY TAXES-CURRENT YEAR	
<b>GENERAL GOVERNMENT</b>		<b>REVENUES REALIZED-CURRENT YEAR</b>		<b>STATE EQUALIZED TAX RATE</b>	
Governing Body & Public Boards		Property Taxes Collected	5,012,025.43	Local District School Taxes	1.39 2,511,836.00
Municipal Clerk		Payments in Lieu of Taxes		Regional & Consolidated School Tax	
Financial Administration	39,599.00	Delinquent Tax & Lien Collections	301,809.29	School Taxes in Municipal Budget	
Assessment of Taxes	6,226.00	Business Personalty Replecamant Taxes	29,519.12	County Taxes	.81 * 1,460,442.12
Collection of Taxes	21,195.00	Taxes from Public Utilities	283,126.00	County Library Taxes	.03 57,393.94
Planning, Housing & Development	121,700.00	Other Miscellaneous Tax Revenues		Local Municipal Purposa Taxes	.73 1,319,053.79
Human Resources	81,589.53	State Aid Revenues	347,036.17	Valeran & Senior Citizan Taxes	
Elections	3,759.52	Federal Aid Revenues		Total Taxes for Rate Computation	2.96 5,377,525.85
General Administration (other)	291,896.48			Spacial District Taxes	
<b>JUDICIARY</b>		Sale of Acquired Property		Bank Corp. Taxes	
Municipal Courts	61,084.00	Other Miscellaneous Revenues	577,144.52	Added and Omitted Taxes	811.06
<b>PUBLIC SAFETY</b>			Total 6,550,660.53	Total Taxes Laviad - ABSTRACT	5,349,536.91
Fire Protection	79,380.64	Prior Years Surplus Appropriated	250,000.00	Total Taxes Billed	5,352,508.81
Police Protection	581,670.75	<b>REVENUES TOTAL</b>	<b>6,800,660.53</b>	<b>TAXES COLLECTED</b>	<b>5,012,025.43</b>
Civil Defense & Disaster Control	6,600.00	Resarve For Uncollected Taxes	381,904.02	Taxes Cancelled, Abatad or Adjustad	13,578.60
Environmental Inspection & Control	6,650.00	<b>CAPITAL OUTLAY TOTAL</b>	<b>86,648.76</b>	Transfer to Tax Title Liens or Foreclosed	
Other Public Safety				Ending Balance	326,904.78
<b>PUBLIC WORKS</b>		Public Entarprisas		<b>PRIOR YEARS TAXES OUTSTANDING</b>	
Streets end Dreinege	60,037.64	Recreation-Cultura	1,360.00	Baginning Balanca	341,565.61
Sewers end Sawaga Processing	285,724.50	Public Works	7,411.91	Collected	301,809.29
Garbage end Trash Disposal	364,738.00	Buildings and Grounds	77,876.85	Cancelled, Abatad or Adjustad	
Public Buildings end Grounds	24,800.00	Library end Education		Transfers to Tax Title Liens or Foreclosed	
Other Public Works		Conservation		Ending Balance	39,756.32
<b>HEALTH and WELFARE</b>		All Other		<b>TAX TITLE LIENS OUTSTANDING</b>	
Health Services Except Environmental	3,150.00			Baginning Balanca	
Welfare-Public Assistance	6,000.00	<b>CAPITAL DEBT AUTHORIZED, ENDING BALANCE</b>		Transfer From Taxes	
Hospital, Clinics, First Aid		<b>ISSUED AND UNISSUED</b>		Redeemad	
Animal, Insect, & Rodent Control		School	785,000	Cancelled, Abatad or Adjustad	
Other Welfare Services		Self-Liquidating	32,424	Transtars to Foraclosed Property	
<b>RECREATION and CONSERVATION</b>		Other	1,404,065	Ending Balance	
Beechas end Boardwalks		Total	2,221,489	<b>PROPERTY ACQUIRED BY DEED OR FORECLOSURE</b>	
Perks, Pleygrounds, Shede Trees	25,956.00	<b>ISSUED AND OUTSTANDING</b>		Beginning Balance	350.00
Lend Reclamation & Conservetion		School	785,000.00	Transfers From Taxes or Liens	
Other Recreationel Services	8,350.00	Self-Liquidating	32,424.00	Sala for Cash	
<b>EDUCATION (excluding schools)</b>		Other	880,000.00	Cancelled, Abated or Adjusted	
Libraries		Total	1,697,424.00	Ending Balance	350.00
Other Educational Services	700.00	<b>EQUALIZED VALUATION BASIS FOR NET DEBT COMPUTATION</b>	<b>158,931,434</b>	<b>CURRENT FINANCES ENDING BALANCE</b>	
<b>STATUTORY EXPENDITURES</b>		<b>REAL PROPERTY VALUATIONS</b>		<b>ASSETS</b>	
Pensions & F. I. C. A.	103,470.00	Code Class # of Parcels % VAL'N		Cesh	912,896.01
Employee Fringa Benefits	167,929.00	1 Vacent Land 55 .45		Taxes Receivable	366,661.10
Other Statutory Expenditures	4,000.00	2 Residential 1072 81.35		Tax Title Liens	
<b>MUNICIPAL FUNCTIONS TOTAL</b>	<b>2,356,206.06</b>	3 Fern		Foraclosed Property	350.00
<b>CAPITAL IMPROVEMENTS *MEMO*</b>	<b>10,000.00</b>	4e Commerciel 96 12.65		Emergancies & Other Defarred Chergas	66,713.50
<b>DEBT SERVICE</b>		4b Industriel		Stata and Federal Aid Recalveble	7,624.50
Principal Payments	160,000.00	4c Apartments 22 5.56		Other Receivables	100,466.53
Interest Payments	73,805.00	Total 1245		Total	1,454,711.64
<b>DEFERRED CHARGES</b>	<b>42,025.42</b>	Land Area .61 Sq. Miles		<b>LIABILITIES, RESERVES, AND SURPLUS</b>	
<b>SCHOOL, COUNTY, SPECIAL DISTRICT TAXES</b>	<b>4,029,672.06</b>	Net Valuation Taxable-Municipal	175,465,500	Cash Liabilities	680,672.72
<b>RESERVE FOR UNCOLLECTED TAXES</b>	<b>381,904.02</b>	Net Valuation Taxable-County	171,660,605	Reserves for Receivables	459,934.49
<b>EXPENDITURES TOTAL</b>	<b>7,043,612.56</b>	State Equalized Valuation	179,805,917	Surplus	314,104.43
		State Equalization Ratio	97.39	Total	1,454,711.64

\*Includes County Health Service Taxes or County Open Spaca Tax. See Table 13.

1210  
 Population 1990 12,804  
 Population 1994 12,871  
 S & P Rating  
 Moody Rating A1

General Tax Rate Per \$100. 2.52  
 State Equalized Tax Rate 2.45

**METUCHEN BOROUGH - MIDDLESEX CO.**  
 Form of Government:  
**Borough Council**  
 Number of Members on Governing Body - 6

PER CAPITA:  
 Gross Debt 491.14  
 Net Debt 465.26  
 Debt Service 75.21  
 Total Tax Levy 1,758.29  
 Municipal Expenditures 732.56

PER CENT:  
 Gross Debt .70  
 Net Debt .66  
 Tax Levy Collected 97.80  
 Tax Levy Cancelled, Abated or Adjusted .14

EXPENDITURES-CURRENT YEAR	REVENUES REALIZED-CURRENT YEAR	PROPERTY TAXES-CURRENT YEAR
<b>GENERAL GOVERNMENT</b>		<b>STATE EQUALIZED TAX RATE</b> 1.48
Governing Body & Public Boards		Local District School Taxes 13,660,133.00
Municipal Clerk		Regional & Consolidated School Tax
Financial Administration 118,530.00	Property Taxes Collected 22,139,473.19	School Taxes in Municipal Budget
Assessment of Taxes 83,136.00	Payments in Lieu of Taxes	County Taxes .43 * 3,986,655.74
Collection of Taxes 3,800.00	Delinquent Tax & Lien Collections 443,155.96	County Library Taxes
Planning, Housing & Development 46,225.00	Business Personality Replacement Taxes 296,771.16	Local Municipal Purpose Taxes .54 4,941,213.49
Human Resources 140,696.49	Taxes from Public Utilities 992,279.00	Veteran & Senior Citizen Taxes 111,050.00
Elections 6,940.00	Other Miscellaneous Tax Revenues	Total Taxes for Rate Computation 2.45 22,699,052.23
General Administration (other) 917,327.00	State Aid Revenues 1,092,612.11	Special District Taxes
<b>JUDICIARY</b>	Federal Aid Revenues	Bank Corp. Taxes
Municipal Courts 144,157.00		Added and Omitted Taxes 43,003.51
<b>PUBLIC SAFETY</b>	Sale of Acquired Property	Total Taxes Levied - ABSTRACT 22,631,005.74
Fire Protection 259,403.30	Other Miscellaneous Revenues	Total Taxes Billed 22,636,571.77
Police Protection 1,829,687.66	Total 26,151,210.68	<b>TAXES COLLECTED</b> 22,139,473.19
Civil Defense & Disaster Control 5,425.00	Prior Years Surplus Appropriated 450,000.00	Taxes Cancelled, Abated or Adjusted 32,387.96
Environmental Inspection & Control 86,507.00	<b>REVENUES TOTAL</b> 26,601,210.68	Transfer to Tax Title Liens or Foreclosed 21,611.52
Other Public Safety	REVENUES FOR UNCOLLECTED TAXES 495,380.19	Ending Balance 443,099.10
<b>PUBLIC WORKS</b>	<b>CAPITAL OUTLAY TOTAL</b> 1,314,431.56	<b>PRIOR YEARS TAXES OUTSTANDING</b>
Streets and Drainage 639,036.18	Public Enterprises 61,082.75	Beginning Balance 465,288.45
Sewers and Sewage Processing 541,798.00	Recreation-Culture	Collected 436,482.10
Garbage and Trash Disposal 481,516.00	Public Works 75,482.34	Cancelled, Abated or Adjusted
Public Buildings and Grounds 159,398.00	Buildings and Grounds 1,177,374.87	Transfers to Tax Title Liens or Foreclosed
Other Public Works 224,397.00	Library and Education 491.60	Ending Balance 28,806.35
<b>HEALTH and WELFARE</b>	Conservation	<b>TAX TITLE LIENS OUTSTANDING</b>
Health Services Except Environmental 41,654.00	All Other	Beginning Balance 92,166.04
Welfare-Public Assistance 10,484.00		Transfer From Taxes 21,611.52
Hospital, Clinics, First Aid 7,800.00	<b>CAPITAL DEBT AUTHORIZED, ENDING BALANCE</b>	Redeemed 6,673.86
Animal, Insect, & Rodent Control	<b>ISSUED AND UNISSUED GROSS DEBT NET DEBT</b>	Cancelled, Abated or Adjusted
Other Welfare Services	School	Transfers to Foreclosed Property
<b>RECREATION and CONSERVATION</b>	Self-Liquidating 320,200	Ending Balance 107,103.70
Beeches and Boardwalks	Other 6,001,320	<b>PROPERTY ACQUIRED BY DEED OR FORECLOSURE</b>
Parks, Playgrounds, Shade Trees 140,364.00	Total 6,321,520	Beginning Balance 160,000.00
Land Reclamation & Conservation 96,019.12	<b>ISSUED AND OUTSTANDING</b>	Transfers From Taxes or Liens
Other Recreational Services 108,108.00	School	Sale for Cash
<b>EDUCATION (excluding schools)</b>	Self-Liquidating 200,000.00	Cancelled, Abated or Adjusted
Libraries 457,544.00	Other 5,989,823.00	Ending Balance 160,000.00
Other Educational Services 3,200.00	Total 6,189,823.00	<b>CURRENT FINANCES ENDING BALANCE ASSETS</b>
<b>STATUTORY EXPENDITURES</b>	<b>EQUALIZED VALUATION BASIS FOR NET DEBT COMPUTATION</b> 908,053,097	Cash 772,602.40
Pensions & F. I. C. A. 438,399.00	<b>REAL PROPERTY VALUATIONS</b>	Taxes Receivable 471,905.45
Employee Fringe Benefits 941,905.00	Code Class # of Parcels % VAL'N ASSESSED VALUATION	Tax Title Liens 107,103.70
Other Statutory Expenditures 5,000.00	1 Vacant Land 140 1.38 12,137,400.00	Foreclosed Property 160,000.00
<b>MUNICIPAL FUNCTIONS TOTAL</b> 7,938,454.75	2 Residential 4317 80.72 712,468,600.00	Emergencies & Other Deferred Charges 31,118.21
<b>CAPITAL IMPROVEMENTS *MEMO*</b> 35,000.00	3 Farm	State and Federal Aid Receivable 422,089.81
<b>DEBT SERVICE</b>	4a Commercial 311 11.02 97,303,200.00	Other Receivables 28,012.33
Principal Payments 621,000.00	4b Industrial 62 5.07 44,785,100.00	Total 1,992,831.90
Interest Payments 346,985.00	4c Apartments 16 1.80 15,901,800.00	<b>LIABILITIES, RESERVES, AND SURPLUS</b>
<b>DEFERRED CHARGES</b> 26,900.00	Total 4846 882,596,100.00	Cash Liabilities 889,114.78
SCHOOL, COUNTY, SPECIAL DISTRICT TAXES 17,646,788.74	Land Area 2.75 Sq. Miles	Reserves for Receivables 767,021.48
RESERVE FOR UNCOLLECTED TAXES 495,380.19	Net Valuation Taxable-Municipal 896,570,169	Surplus 336,695.64
<b>EXPENDITURES TOTAL</b> 27,075,508.68	Net Valuation Taxable-County 920,133,519	Total 1,992,831.90
	State Equalized Valuation 921,901,340	
	State Equalization Ratio 97.21	

\*Includes County Health Service Taxes or County Open Space Tax. See Table 13.

0506

Population 1990 14,771  
 Population 1994 15,487  
 S & P Rating BBB+  
 Moody Rating

General Tax Rate Par \$100. 2.15  
 State Equalized Tax Rate 2.20

MIDDLE TOWNSHIP - CAPE MAY COUNTY  
 Form of Government:  
**Township Committee**  
 Number of Members on Governing Body - 3

PER CAPITA: Gross Debt 2,530.09 PER CENT: Gross Debt 5.10  
 Net Debt 413.01 Net Debt .83  
 Debt Service 48.08 Tax Levy Collected 90.74  
 Total Tax Levy 1,175.65 Tax Levy Cancelled, Abated or Adjusted .21  
 Municipal Expenditures 764.94

EXPENDITURES-CURRENT YEAR		REVENUES REALIZED-CURRENT YEAR		PROPERTY TAXES-CURRENT YEAR	
<b>GENERAL GOVERNMENT</b>				<b>STATE EQUALIZED TAX RATE 1.29</b>	
Governing Body & Public Boards		Property Taxes Collected	16,591,532.54	Local District School Taxes	10,158,792.00
Municipal Clerk		Payments in Lieu of Taxes		Regional & Consolidated School Tax	
Financial Administration	204,360.00	Delinquent Tax & Lien Collections	1,799,225.21	School Taxes in Municipal Budget	
Assessment of Taxes	130,490.00	Business Parsonelty Replecament Taxes	98,289.12	County Taxes	3,415,383.25 *
Collection of Taxes	144,000.00	Taxes from Public Utilities	3,801,596.00	County Library Taxes	215,894.77
Planning, Housing & Developmant	73,690.00	Other Miscellaneous Tax Revenues	102,956.00	Local Municipal Purpose Taxes	3,380,281.75
Human Resources	173,583.83	State Aid Revenues	897,665.46	Veteran & Sanior Citizen Taxes	159,050.00
Elections		Federal Aid Revenues		Total Taxes for Rate Computation	17,329,401.77
General Administration (other)	1,225,945.00			Special District Taxes	918,685.00
<b>JUDICIARY</b>		Sale of Acquired Property		Bank Corp. Taxes	
Municipal Courts	169,300.00	Other Miscellaneous Revenues	1,254,488.43	Added and Omitted Taxes	118,187.77
<b>PUBLIC SAFETY</b>		Total	24,545,752.76	Total Taxes Levied - ABSTRACT	18,207,224.54
Fire Protection	7,702.00	Prior Years Surplus Appropriated	1,427,719.84	Total Taxes Billad	18,284,606.97
Police Protection	2,581,100.00	<b>REVENUES TOTAL</b>	<b>25,973,472.60</b>	<b>TAXES COLLECTED</b>	<b>16,591,532.54</b>
Civil Defansa & Disaster Control		Resarva For Uncollected Taxes	2,102,094.37	Taxes Cancelled, Abated or Adjusted	38,936.28
Environmental Inspection & Control	180,950.00	<b>CAPITAL OUTLAY TOTAL</b>	<b>3,405,647.44</b>	Transfer to Tax Title Liens or Foreclosed	90,146.42
Other Public Safety				Ending Balance	1,563,991.73
<b>PUBLIC WORKS</b>		Public Entarprisas	2,628,076.04	<b>PRIOR YEARS TAXES OUTSTANDING</b>	
Straats and Drainaga	927,741.82	Racraation-Cultura		Beginning Balance	1,712,281.72
Sawers end Sawaga Processing	222,600.00	Public Works	777,571.40	Collected	1,611,311.11
Garbaga and Trash Disposal	775,100.00	Buildings and Grounds		Cancelled, Abated or Adjustad	1,957.78
Public Buildings and Grounds	106,600.00	Library and Educatlon		Transfers to Tax Title Liens or Foreclosed	20,934.99
Other Public Works	203,480.00	Conservation		Ending Balance	78,077.84
<b>HEALTH and WELFARE</b>		All Other		<b>TAX TITLE LIENS OUTSTANDING</b>	
Haalth Servicas Excapt Environmental	141,300.00			Beginning Balance	363,121.46
Walfera-Public Assistanca	58,000.00	<b>CAPITAL DEBT AUTHORIZED, ENDING BALANCE</b>		Transfer From Taxes	117,053.12
Hospital, Clinics, First Aid		<b>ISSUED AND UNISSUED</b>		Radeemed	187,914.10
Animal, Insect, & Rodent Control	36,969.00	School	14,855,000	Cancelled, Abatad or Adjusted	
Other Walfera Servicas		Self-Liquidating	17,932,285	Transfers to Foreclosed Property	
<b>RECREATION and CONSERVATION</b>		Other	6,396,250	Ending Balance	292,260.48
Beachas and Boerdwalks		Total	39,183,535	<b>PROPERTY ACQUIRED BY DEED OR FORECLOSURE</b>	
Parks, Playgrounds, Sheda Traas	1,000.00	<b>ISSUED AND OUTSTANDING</b>		Beginning Balance	2,901,545.00
Land Reclamation & Consarvation	22,320.75	School	14,855,000.00	Transfers From Taxes or Liens	
Other Recraational Servicas	134,500.00	Self-Liquidating	11,534,265.90	Sele tor Cash	
<b>EDUCATION (excluding schools)</b>		Other	5,510,750.00	Cancelled, Abatad or Adjustad	
Librarlas		Total	31,900,015.90	Ending Balance	2,901,545.00
Other Educatlonal Servicas		<b>EQUALIZED VALUATION BASIS FOR NET DEBT COMPUTATION</b>		<b>CURRENT FINANCES ENDING BALANCE</b>	
<b>STATUTORY EXPENDITURES</b>				<b>ASSETS</b>	
Panslons & F. I. C. A.	648,700.00	<b>REAL PROPERTY VALUATIONS</b>		Cash	3,495,388.99
Employee Fringa Banalits	711,500.00	Code Class # of Parcels % VAL'N		Taxas Recavaibla	1,642,069.57
Other Statutory Expendituras		1 Vacant Land 5769 11.33	89,558,900.00	Tax Title Liens	292,260.48
<b>MUNICIPAL FUNCTIONS</b>		2 Residential 5517 63.77	504,020,700.00	Foreclosed Property	2,901,545.00
<b>CAPITAL IMPROVEMENTS</b>		3 Farm 158 .80	6,279,200.00	Emergencies & Other Datterred Cherges	
<b>DEBT SERVICE</b>		4a Commarcial 443 23.32	184,318,800.00	State and Federal Aid Receivable	
Principal Paymant	410,000.00	4b Industrial 4 .34	2,720,300.00	Other Receivablas	262,514.61
Interast Paymant	334,650.19	4c Apartmant 12 .44	3,456,500.00	Total	8,593,778.65
<b>DEFERRED CHARGES</b>		Total 11903	790,354,400.00	<b>LIABILITIES, RESERVES, AND SURPLUS</b>	
<b>SCHOOL, COUNTY, SPECIAL DISTRICT TAXES</b>		Land Area 74.02 Sq. Milas		Cash Liabililas	1,039,500.89
<b>RESERVE FOR UNCOLLECTED TAXES</b>		Nat Valuation Taxable-Municipal	802,192,644	Reserves tor Racavaiblas	5,098,389.66
<b>EXPENDITURES</b>		Nat Valuation Taxable-County	796,303,097	Surplus	2,455,888.10
TOTAL	8,880,932.40	State Equalized Valuation	784,876,585	Total	8,593,778.65
	MEMO*	State Equalization Ratio	102.24		

1211

Population 1990 13,055  
 Population 1994 13,185  
 S & P Rating  
 Moody Rating A

General Tax Rate Per \$100. 3.89  
 State Equalized Tax Rate 2.43

MIDDLESEX BOROUGH - MIDDLESEX CO.  
 Form of Government:  
 Borough Council  
 Number of Members on Governing Body - 6

PER CAPITA:  
 Gross Debt 480.74  
 Net Debt 480.74  
 Debt Service 87.35  
 Total Tax Levy 1,461.26  
 Municipal Expenditures 703.78

PER CENT:  
 Gross Debt .79  
 Net Debt .79  
 Tax Levy Collected 97.76  
 Tax Levy Cancelled, Abated or Adjusted .06

EXPENDITURES-CURRENT YEAR		REVENUES REALIZED-CURRENT YEAR			PROPERTY TAXES-CURRENT YEAR	
<b>GENERAL GOVERNMENT</b>		<b>REVENUES REALIZED-CURRENT YEAR</b>			<b>STATE EQUALIZED TAX RATE 1.33</b>	
Governing Body & Public Boards		Property Taxes Collected	18,863,750.15		Local District School Taxes	10,563,000.00
Municipal Clerk		Payments in Lieu of Taxes	495,552.49		Regional & Consolidated School Tax	
Financial Administration	26,600.00	Delinquent Tax & Lien Collections	259,445.40		School Taxes in Municipal Budget	
Assessment of Taxes	33,054.00	Business Personalty Replacement Taxes	1,045,065.33		County Taxes	.43 * 3,378,128.49
Collection of Taxes	102,769.57	Taxes from Public Utilities			County Library Taxes	
Planning, Housing & Development	23,220.00	Other Miscellaneous Tax Revenues	1,175,007.25		Local Municipal Purpose Taxes	.66 5,262,107.95
Human Resources	128,659.00	State Aid Revenues	2,722.00		Veteran & Senior Citizen Taxes	144,100.00
Elections	6,300.00	Federal Aid Revenues			Total Taxes for Rate Computation	2.42 19,347,336.44
General Administration (other)	731,980.00				Special District Taxes	
<b>JUDICIARY</b>		Sale of Acquired Property	733,188.29		Bank Corp. Taxes	
Municipal Courts	123,300.00	Other Miscellaneous Revenues	22,574,730.91		Added and Omitted Taxes	63,519.75
<b>PUBLIC SAFETY</b>		Total	23,004,730.91		Total Taxes Levied - ABSTRACT	19,266,756.19
Fire Protection	258,771.80	Prior Years Surplus Appropriated	430,000.00		Total Taxes Billed	19,296,142.81
Police Protection	1,817,323.45	<b>REVENUES TOTAL</b>	<b>23,004,730.91</b>		<b>TAXES COLLECTED</b>	<b>18,863,750.15</b>
Police Protection	1,817,323.45	Reserve For Uncollected Taxes	535,000.00		Taxes Cancelled, Abated or Adjusted	11,641.86
Civil Defense & Disaster Control	11,210.00	<b>CAPITAL OUTLAY TOTAL</b>	<b>983,115.65</b>		Transfer to Tax Title Liens or Foreclosed	18,388.03
Environmental Inspection & Control	115,486.72	Public Enterprises	4,698.19		Ending Balance	402,362.77
Other Public Safety		Recreation-Culture	623,184.08		<b>PRIOR YEARS TAXES OUTSTANDING</b>	
<b>PUBLIC WORKS</b>		Public Works	355,233.38		Beginning Balance	485,536.11
Streets and Drainage	784,991.12	Buildings and Grounds			Collected	485,536.11
Sewers and Sewage Processing	226,705.00	Library and Education			Cancelled, Abated or Adjusted	
Garbage and Trash Disposal	757,355.28	Conservation			Transfers to Tax Title Liens or Foreclosed	
Public Buildings and Grounds	43,500.00	All Other			Ending Balance	
Other Public Works	592,843.81	<b>CAPITAL DEBT AUTHORIZED, ENDING BALANCE</b>			<b>TAX TITLE LIENS OUTSTANDING</b>	
<b>HEALTH and WELFARE</b>		ISSUED AND UNISSUED	GROSS DEBT		Beginning Balance	149,668.41
Health Services Except Environmental	101,622.00	School	20,000		Transfer From Taxes	18,388.03
Welfare-Public Assistance	5,155.00	Self-Liquidating	6,318,601		Redeemed	10,016.38
Hospital, Clinics, First Aid		Other	6,338,601		Cancelled, Abated or Adjusted	
Animal, Insect, & Rodent Control		Total	6,338,601		Transfers to Foreclosed Property	
Other Welfare Services		<b>ISSUED AND OUTSTANDING</b>			Ending Balance	158,040.06
<b>RECREATION and CONSERVATION</b>		School	20,000.00		<b>PROPERTY ACQUIRED BY DEED OR</b>	
Beaches and Boardwalks		Self-Liquidating	5,224,000.00		<b>FORECLOSURE</b>	
Perks, Playgrounds, Shade Trees	233,788.95	Other	5,244,000.00		Beginning Balance	1,536,900.00
Land Reclamation & Conservation	660.00	Total	5,244,000.00		Transfers From Taxes or Liens	
Other Recreational Services	117,741.25	<b>EQUALIZED VALUATION BASIS</b>			Sale for Cash	
<b>EDUCATION (excluding schools)</b>		<b>FOR NET DEBT COMPUTATION</b>	<b>800,520,119</b>		Cancelled, Abated or Adjusted	
Libraries	287,649.00	<b>REAL PROPERTY VALUATIONS</b>			Ending Balance	1,536,900.00
Other Educational Services		Code Class # of Parcels % VAL'N ASSESSED VALUATION			<b>CURRENT FINANCES ENDING BALANCE</b>	
<b>STATUTORY EXPENDITURES</b>		1 Vacant Land 223 1.30 6,416,600.00			<b>ASSETS</b>	
Pensions & F. I. C. A.	429,855.00	2 Residential 4058 74.54 366,772,300.00			Cash	1,474,148.05
Employee Fringe Benefits	608,967.62	3 Farm 4 .06 319,700.00			Taxes Receivable	402,362.77
Other Statutory Expenditures		4a Commercial 200 7.00 36,423,600.00			Tax Title Liens	158,040.66
<b>MUNICIPAL FUNCTIONS TOTAL</b>	<b>7,569,508.57</b>	4b Industrial 149 15.09 74,275,600.00			Foreclosed Property	1,536,900.00
<b>CAPITAL IMPROVEMENTS *MEMO*</b>		4c Apartments 5 2.00 9,855,000.00			Emergencies & Other Deferred Charges	6,000.00
<b>DEBT SERVICE</b>		Total 4639 422,062,800.00			State and Federal Aid Receivable	3,000.00
Principal Payments	844,000.00	Land Area 3.45 Sq. Miles			Other Receivables	18,526.25
Interest Payments	307,755.01	Net Valuation Taxable-Municipal	493,912,216		Total	3,598,977.73
<b>DEFERRED CHARGES</b>	<b>23,037.50</b>	Net Valuation Taxable-County	781,658,651		<b>LIABILITIES, RESERVES, AND SURPLUS</b>	
<b>SCHOOL, COUNTY, SPECIAL DISTRICT TAXES</b>	<b>13,941,128.49</b>	State Equalized Valuation	790,917,408		Cash Liabilities	821,154.89
<b>RESERVE FOR UNCOLLECTED TAXES</b>	<b>535,000.00</b>	State Equalization Ratio	62.36		Reserves for Receivables	2,115,829.68
<b>EXPENDITURES TOTAL</b>	<b>23,220,429.57</b>				Surplus	661,993.16
					Total	3,598,977.73

1331

Population 1990 68,183  
 Population 1994 68,676  
 S & P Rating  
 Moody Rating A1

General Tax Rate Per \$100 2.33  
 State Equalized Tax Rate 2.23

MIDDLETOWN TWP. - MONMOUTH CO.  
 Form of Government:  
 Special Charter (P.L. 1971 c. 237)  
 Number of Members on Governing Body - 5

PER CAPITA.  
 Gross Debt 772.87 PER CENT  
 Net Debt 740.86 Gross Debt 1.13  
 Debt Service 107.89 Net Debt 1.08  
 Total Tax Levy 1,589.08 Tax Levy Collected 97.19  
 Municipal Expenditures 567.42 Tax Levy Cancelled, Abated or Adjusted

EXPENDITURES-CURRENT YEAR		REVENUES REALIZED-CURRENT YEAR		PROPERTY TAXES-CURRENT YEAR	
<b>GENERAL GOVERNMENT</b>				<b>STATE EQUALIZED TAX RATE</b> 1.30	
Governing Body & Public Boards	2,920.00	Property Taxes Collected	106,063,162.67	Local District School Taxes	61,606,341.00
Municipal Clerk		Payments in Lieu of Taxes		Regional & Consolidated School Tax	
Financial Administration	265,815.00	Delinquent Tax & Lien Collections	2,908,105.85	School Taxes in Municipal Budget	
Assessment of Taxes	356,700.00	Business Personalty Replacement Taxes	269,325.68	County Taxes	21,918,154.92
Collection of Taxes	310,400.00	Taxes from Public Utilities	5,134,351.00	County Library Taxes	
Planning, Housing & Development	276,180.00	Other Miscellaneous Tax Revenues		Local Municipal Purpose Taxes	22,600,518.42
Human Resources	256,893.00	State Aid Revenues	3,287,212.70	Veteran & Senior Citizen Taxes	415,350.00
Elections	18,720.00	Federal Aid Revenues	6,800.00	Total Taxes for Rate Computation	106,540,364.34
General Administration (other)	5,356,884.00			Special District Taxes	2,700,000.00
<b>JUDICIARY</b>		Sale of Acquired Property		Bank Corp. Taxes	
Municipal Courts	529,113.00	Other Miscellaneous Revenues	2,908,806.72	Added and Omitted Taxes	306,551.99
<b>PUBLIC SAFETY</b>		Total	120,577,764.62	Total Taxes Levied - ABSTRACT	109,131,566.33
Fire Protection	1,048,898.00	Prior Years Surplus Appropriated	1,153,000.00	Total Taxes Billed	109,131,566.33
Police Protection	8,070,203.51	<b>REVENUES TOTAL</b>	<b>121,730,764.62</b>	<b>TAXES COLLECTED</b>	<b>106,063,162.67</b>
Civil Defense & Disaster Control	19,300.00	Reserve For Uncollected Taxes	3,753,071.00	Taxes Cancelled, Abated or Adjusted	
Environmental Inspection & Control	359,900.00	<b>CAPITAL OUTLAY TOTAL</b>	<b>5,149,296.38</b>	Transfer to Tax Title Liens or Foreclosed	
Other Public Safety				Ending Balance	3,068,403.66
<b>PUBLIC WORKS</b>		Public Enterprises		<b>PRIOR YEARS TAXES OUTSTANDING</b>	
Streets and Drainage	4,399,535.55	Recreation-Culture	97,418.12	Beginning Balance	3,208,675.66
Sewers and Sewage Processing	829,326.88	Public Works	2,768,726.11	Collected	2,808,776.11
Garbage and Trash Disposal		Buildings and Grounds	2,214,621.63	Cancelled, Abated or Adjusted	
Public Buildings and Grounds	651,600.00	Library and Education	68,530.52	Transfers to Tax Title Liens or Foreclosed	
Other Public Works		Conservation		Ending Balance	399,899.55
<b>HEALTH and WELFARE</b>		All Other		<b>TAX TITLE LIENS OUTSTANDING</b>	
Health Services Except Environmental	345,124.00			Beginning Balance	307,567.06
Welfare-Public Assistance	92,575.00	<b>CAPITAL DEBT AUTHORIZED, ENDING BALANCE</b>		Transfer From Taxes	
Hospital, Clinics, First Aid		ISSUED AND UNISSUED		Redeemed	99,329.74
Animal, Insect, & Rodent Control	47,500.00	School	2,198,000	Cancelled, Abated or Adjusted	
Other Welfare Services		Self-Liquidating		Transfers to Foreclosed Property	
<b>RECREATION and CONSERVATION</b>		Other	50,879,417	Ending Balance	208,237.32
Beeches and Boardwalks		Total	53,077,417	<b>PROPERTY ACQUIRED BY DEED OR FORECLOSURE</b>	
Perks, Playgrounds, Shade Trees	1,195,550.00	ISSUED AND OUTSTANDING		Beginning Balance	1,520,000.00
Land Reclamation & Conservation	5,600.00	School	2,198,000.00	Transfers From Taxes or Liens	
Other Recreational Services	16,405.00	Self-Liquidating		Sale for Cash	
<b>EDUCATION (excluding schools)</b>		Other	49,684,000.00	Cancelled, Abated or Adjusted	
Libraries	1,585,545.00	Total	51,882,000.00	Ending Balance	1,520,000.00
Other Educational Services	11,100.00	<b>EQUALIZED VALUATION BASIS FOR NET DEBT COMPUTATION</b>	<b>4,710,223,459</b>	<b>CURRENT FINANCES ENDING BALANCE</b>	
<b>STATUTORY EXPENDITURES</b>		<b>REAL PROPERTY VALUATIONS</b>		<b>ASSETS</b>	
Pensions & F. I. C. A.	1,720,002.00	Code Class # of Parcels % VAL'N	ASSESSED VALUATION	Cash	11,865,638.84
Employee Fringe Benefits		1 Vacant Land 1540 1.40	63,267,260.00	Taxes Receivable	3,468,303.21
Other Statutory Expenditures		2 Residential 20992 83.67	3,781,027,550.00	Tax Title Liens	208,237.32
<b>MUNICIPAL FUNCTIONS</b>	<b>TOTAL</b>	3 Farm 243 .73	33,168,200.00	Foreclosed Property	1,520,000.00
<b>CAPITAL IMPROVEMENTS</b>	<b>*MEMO*</b>	4a Commercial 640 13.15	594,446,800.00	Emergencies & Other Deferred Charges	33,200.00
<b>DEBT SERVICE</b>		4b Industrial 3 .10	4,386,500.00	State and Federal Aid Receivable	
Principal Payments	4,461,598.66	4c Apartments 13 .95	42,934,000.00	Other Receivables	461,163.16
Interest Payments	2,947,727.44	Total 23431	4,519,230,310.00	Total	17,556,542.53
<b>DEFERRED CHARGES</b>	<b>33,769.94</b>	Land Area 41.08 Sq Miles		<b>LIABILITIES, RESERVES, AND SURPLUS</b>	
<b>SCHOOL, COUNTY, SPECIAL DISTRICT TAXES</b>	<b>86,224,495.92</b>	Net Valuation Taxable-Municipal	4,543,850,128	Cash Liabilities	8,107,522.30
<b>RESERVE FOR UNCOLLECTED TAXES</b>	<b>3,753,071.00</b>	Net Valuation Taxable-County	4,753,956,614	Reserves for Receivables	5,339,429.51
<b>EXPENDITURES</b>	<b>TOTAL</b>	State Equalized Valuation	4,738,043,170	Surplus	4,109,590.72
		State Equalization Ratio	95.88	Total	17,556,542.53

0235

Population 1990 7,047  
 Population 1994 7,122  
 S & P Rating  
 Moody Rating A1

General Tax Rate Per \$100 2.36  
 State Equalized Tax Rate 2.15

**MIDLAND PARK BOROUGH - BERGEN CO.**  
 Form of Government:  
**Borough Council**  
 Number of Members on Governing Body - 6

PER CAPITA:  
 Gross Debt 320.59  
 Net Debt 262.55  
 Debt Service 40.18  
 Total Tax Levy 1,769.95  
 Municipal Expenditures 729.90  
 PER CENT:  
 Gross Debt .40  
 Net Debt .32  
 Tax Levy Collected 97.99  
 Tax Levy Cancelled, Abated or Adjusted .40

EXPENDITURES-CURRENT YEAR		REVENUES REALIZED-CURRENT YEAR			PROPERTY TAXES-CURRENT YEAR	
<b>GENERAL GOVERNMENT</b>		<b>REVENUES REALIZED-CURRENT YEAR</b>			<b>STATE EQUALIZED TAX RATE</b>	
Governing Body & Public Boards		Property Taxes Collected	12,360,032.30		Local District School Taxes	1.28
Municipal Clerk		Payments in Lieu of Taxes			Regional & Consolidated School Tax	
Financial Administration	87,350.00	Delinquent Tax & Lien Collections	168,716.53		School Taxes in Municipal Budget	
Assessment of Taxes	20,555.00	Business Personality Replacement Taxes	138,366.00		County Taxes	.30 *
Collection of Taxes	43,103.00	Taxes from Public Utilities	382,377.00		County Library Taxes	
Planning, Housing & Development	38,990.00	Other Miscellaneous Tax Revenues			Local Municipal Purpose Taxes	.56
Human Resources	123,332.00	State Aid Revenues	384,322.76		Veteran & Senior Citizen Taxes	
Elections		Federal Aid Revenues			Total Taxes for Rate Computation	2.14
General Administration (other)	418,913.00				Special District Taxes	
<b>JUDICIARY</b>		Sale of Acquired Property	593,876.80		Bank Corp. Taxes	
Municipal Courts	54,000.00	Other Miscellaneous Revenues	593,876.80		Added and Omitted Taxes	22,811.36
<b>PUBLIC SAFETY</b>		Total	14,027,691.39		Total Taxes Levied - ABSTRACT	12,605,592.62
Fire Protection	89,795.40	Prior Years Surplus Appropriated	700,000.00		Total Taxes Billad	12,613,525.61
Police Protection	959,887.13	REVENUES TOTAL	14,727,691.39		<b>TAXES COLLECTED</b>	12,360,032.30
Civil Defense & Disaster Control	200.00	Reserve For Uncollected Taxes	467,017.75		Taxes Cancelled, Abated or Adjusted	49,872.05
Environmental Inspection & Control	60,120.00	<b>CAPITAL OUTLAY TOTAL</b>	853,886.69		Transfer to Tax Title Liens or Foreclosed	2,289.20
Other Public Safety		Public Enterprises			Ending Balance	201,332.06
<b>PUBLIC WORKS</b>		Recreation-Culture	989.06		<b>PRIOR YEARS TAXES OUTSTANDING</b>	
Streets and Drainage	346,908.85	Public Works	369,549.34		Beginning Balance	170,154.76
Sewers and Sewage Processing	907,500.00	Buildings and Grounds	429,098.09		Collected	168,716.53
Garbage and Trash Disposal		Library and Education	54,250.20		Cancelled, Abated or Adjusted	1,437.12
Public Buildings and Grounds	59,175.00	Conservation			Transfers to Tax Title Liens or Foreclosed	
Other Public Works	26,500.00	All Other			Ending Balance	1.11
<b>HEALTH and WELFARE</b>		<b>CAPITAL DEBT AUTHORIZED, ENDING BALANCE</b>			<b>TAX TITLE LIENS OUTSTANDING</b>	
Health Services Except Environmental	39,688.00	ISSUED AND UNISSUED	GROSS DEBT	NET DEBT	Beginning Balance	25,306.30
Welfare-Public Assistance	2,300.00	School			Transfer From Taxes	2,289.20
Hospital, Clinics, First Aid		Self-Liquidating			Redeemed	
Animal, Insect, & Rodent Control		Other	2,283,232	1,869,850	Cancelled, Abated or Adjusted	
Other Welfare Services		Total	2,283,232	1,869,850	Transfers to Foreclosed Property	
<b>RECREATION and CONSERVATION</b>		ISSUED AND OUTSTANDING			Ending Balance	27,595.50
Beaches and Boardwalks		School			<b>PROPERTY ACQUIRED BY DEED OR FORECLOSURE</b>	
Parks, Playgrounds, Shade Trees	6,000.00	Self-Liquidating			Beginning Balance	200.00
Land Reclamation & Conservation	213,829.46	Other			Transfers From Taxes or Liens	
Other Recraational Services	61,240.00	Total	1,393,000.00		Sala for Cash	
<b>EDUCATION (excluding schools)</b>		<b>EQUALIZED VALUATION BASIS FOR NET DEBT COMPUTATION</b>	577,496,675		Cancelled, Abated or Adjusted	
Libraries	260,601.00	<b>REAL PROPERTY VALUATIONS</b>			Ending Balance	200.00
Other Educational Services		Code Class # of Parcels % VAL'N ASSESSED VALUATION			<b>CURRENT FINANCES ENDING BALANCE ASSETS</b>	
<b>STATUTORY EXPENDITURES</b>		1 Vacent Land 48 .61 3,226,300.00			Cash	3,078,482.12
Pensions & F. I. C. A.	207,448.00	2 Residential 2174 77.33 408,950,900.00			Taxes Receivable	201,333.17
Employee Fringe Benefits	268,300.00	3 Farm 72,118,700.00			Tax Title Liens	27,595.50
Other Statutory Expenditures		4a Commercial 126 13.64 35,812,700.00			Foreclosed Property	200.00
<b>MUNICIPAL FUNCTIONS TOTAL</b>	4,295,735.84	4b Industrial 37 6.77 8,743,000.00			Emergencies & Other Deferred Charges	36,000.00
<b>CAPITAL IMPROVEMENTS *MEMO*</b>	270,000.00	4c Apartments 4 1.65 528,851,600.00			State and Federal Aid Receiveib	4,709.33
<b>DEBT SERVICE</b>		Total 2389	90.90		Other Receivabius	4,081.03
Principal Payments	225,000.00	Land Area 1.69 Sq. Miles	533,504,841		Total	3,352,401.15
Interest Payments	61,131.00	Net Valuation Taxable-Municipal	616,860,327		<b>LIABILITIES, RESERVES, AND SURPLUS</b>	
<b>DEFERRED CHARGES</b>		Net Valuation Taxable County	586,448,180		Cash Liabilities	2,272,255.55
SCHOOL, COUNTY, SPECIAL DISTRICT TAXES	149,477.33	State Equalized Valuation	90.90		Reserves for Receivables	233,209.70
RESERVE FOR UNCOLLECTED TAXES	467,017.75	State Equalization Ratio			Surplus	846,935.90
<b>EXPENDITURES TOTAL</b>	14,489,307.42				Total	3,352,401.15

\*Includes County Health Service Taxes or County Open Space Tax. See Table 13.

1020

Population 1990 1,273  
 Population 1994 1,314  
 S & P Rating  
 Moody Rating

General Tax Rate Per \$100. 2.19  
 State Equalized Tax Rate 2.05

**MILFORD BOROUGH - HUNTERDON CO.**  
 Form of Government:  
**Borough Council**  
 Number of Members on Governing Body - 6

PER CAPITA: Gross Debt 411.45 PER CENT: Gross Debt .66  
 Net Debt Net Debt  
 Debt Service Tax Levy Collected 96.69  
 Total Tax Levy 1,339.16 Tax Levy Cancelled, Abated or Adjusted  
 Municipal Expenditures 701.91 .16

EXPENDITURES-CURRENT YEAR		REVENUES REALIZED-CURRENT YEAR		PROPERTY TAXES-CURRENT YEAR	
<b>GENERAL GOVERNMENT</b>				<b>STATE EQUALIZED TAX RATE</b>	
Governing Body & Public Boards		Property Taxes Collected	1,701,486.98	Local District School Taxes	1.08 924,436.00
Municipal Clerk		Payments In Lieu of Taxes		Regional & Consolidated School Tax	.37 317,140.29
Financial Administration	22,620.00	Delinquent Tax & Lien Collections	49,124.26	School Taxes in Municipal Budget	
Assessment of Taxes	6,720.00	Business Personalty Replacement Taxes	192,498.88	County Taxes	.34 * 290,840.93
Collection of Taxes	12,380.00	Texas from Public Utilities	135,524.00	County Library Taxes	
Planning, Housing & Development	21,080.00	Other Miscellaneous Tax Revenues		Local Municipal Purpose Taxes	.26 221,767.00
Human Resources	4,000.00	State Aid Revenues	146,517.42	Veteran & Senior Citizen Taxes	14,800.00
Elections		Federal Aid Revenues		Total Taxes for Rate Computation	2.05 1,768,984.22
General Administration (other)	192,550.00			Special District Taxes	
<b>JUDICIARY</b>				Bank Corp. Taxes	
Municipal Courts	12,800.00	Sale of Acquired Property		Added and Omitted Taxes	5,466.61
<b>PUBLIC SAFETY</b>		Other Miscellaneous Revenues	61,116.59	Total Taxes Levied - ABSTRACT	1,759,650.83
Fire Protection	71,878.00		Total	Total Taxes Billed	1,759,694.25
Police Protection	87,000.00	Prior Years Surplus Appropriated	136,000.00	<b>TAXES COLLECTED</b>	1,701,486.98
Civil Defense & Disaster Control	2,785.00	REVENUES	2,422,268.13	Taxes Cancelled, Abated or Adjusted	2,739.69
Environmental Inspection & Control		Reserve For Uncollected Taxes	81,323.00	Transfer to Tax Title Liens or Foreclosed	1,239.54
Other Public Safety		CAPITAL OUTLAY	98,098.17	Ending Balance	54,228.04
<b>PUBLIC WORKS</b>				<b>PRIOR YEARS TAXES OUTSTANDING</b>	
Streets and Drainage	148,636.00	Public Enterprises	86,453.17	Beginning Balance	56,397.67
Sewers and Sewage Processing		Recreation-Culture		Collected	49,124.26
Garbage and Trash Disposal	95,000.00	Public Works	5,159.00	Cancelled, Abated or Adjusted	
Public Buildings and Grounds	40,500.00	Buildings and Grounds	6,486.00	Transfers to Tax Title Liens or Foreclosed	
Other Public Works		Library and Education		Ending Balance	7,273.41
<b>HEALTH and WELFARE</b>		Conservation		<b>TAX TITLE LIENS OUTSTANDING</b>	
Health Services Except Environmental	4,250.00	All Other		Beginning Balance	16,316.26
Welfare-Public Assistance	1,595.00	CAPITAL DEBT AUTHORIZED, ENDING BALANCE		Transfer From Taxes	1,239.54
Hospital, Clinics, First Aid		ISSUED AND UNISSUED		Redeemed	
Animal, Insect, & Rodent Control	3,000.00	School	65,651	Cancelled, Abated or Adjusted	
Other Welfare Services		Self-Liquidating	475,000	Transfers to Foreclosed Property	
<b>RECREATION and CONSERVATION</b>		Other		Ending Balance	17,555.80
Baachas and Boardwalks		Total	540,651	<b>PROPERTY ACQUIRED BY DEED OR FORECLOSURE</b>	
Parks, Playgrounds, Shada Trees	2,500.00	ISSUED AND OUTSTANDING		Beginning Balance	
Land Reclamation & Conservation	1,377.00	School	65,651.36	Transfers From Taxes or Liens	
Other Recreational Services	1,000.00	Self-Liquidating	475,000.00	Sale for Cash	
<b>EDUCATION (excluding schools)</b>		Other		Cancelled, Abated or Adjusted	
Libraries	40,000.00	Total	540,651.36	Ending Balance	
Other Educational Services		EQUALIZED VALUATION BASIS		<b>CURRENT FINANCES ENDING BALANCE</b>	
<b>STATUTORY EXPENDITURES</b>		FOR NET DEBT COMPUTATION	84,493,329	ASSETS	
Pensions & F. I. C. A.	31,010.00	REAL PROPERTY VALUATIONS		Cash	594,635.60
Employee Fringe Benefits	36,000.00	Code Class # of Parcels % VAL'N	ASSESSED VALUATION	Taxes Receivable	61,501.45
Other Statutory Expenditures	2,310.00	1 Vacant Land 71 3.08	2,446,300.00	Tax Title Liens	17,555.80
<b>MUNICIPAL FUNCTIONS</b>		2 Residential 396 64.42	51,103,900.00	Foreclosed Property	
CAPITAL IMPROVEMENTS *MEMO*	10,000.00	3 Farm 5 .63	497,990.00	Emergencies & Other Deferred Charges	
<b>DEBT SERVICE</b>		4a Commercial 43 11.73	9,305,699.00	State and Federal Aid Receivable	
Principal Payments		4b Industrial 4 16.81	13,333,200.00	Other Receivables	1,369.76
Interest Payments		4c Apartments 1 3.33	2,645,000.00	Total	675,062.61
<b>DEFERRED CHARGES</b>		Total	79,332,089.00	<b>LIABILITIES, RESERVES, AND SURPLUS</b>	
SCHOOL, COUNTY, SPECIAL DISTRICT TAXES	1,532,417.22	Land Area 1.30 Sq. Miles		Cash Liabilities	320,811.93
RESERVE FOR UNCOLLECTED TAXES	81,323.00	Nat Valuation Taxable-Municipal	80,101,718	Reserves for Receivables	80,427.01
<b>EXPENDITURES</b>		Nat Valuation Taxable-County	91,138,271	Surplus	273,823.67
TOTAL	2,454,731.22	State Equalized Valuation	85,390,524	Total	675,062.61
		State Equalization Ratio	93.75		

\*Includes County Health Service Taxes or County Open Space Tax. See Table 13.

0712

Population 1990 **18,630**  
 Population 1994 **18,231**  
 S & P Rating **AAA**  
 Moody Rating **AAA**

General Tax Rate Per \$100. **3.79**  
 State Equalized Tax Rate **1.90**

**MILLBURN TOWNSHIP - ESSEX COUNTY**  
 Form of Government:  
**Township Committee**  
 Number of Members on Governing Body - 5

PER CAPITA: Gross Debt **420.49** PER CENT: Gross Debt **.24**  
 Net Debt **292.80** Net Debt **.17**  
 Debt Service **70.78** Tax Levy Collected **98.76**  
 Total Tax Levy **3,461.29** Tax Levy Cancelled, Abated or Adjusted **.16**  
 Municipal Expenditures **1,272.15**

EXPENDITURES-CURRENT YEAR		REVENUES REALIZED-CURRENT YEAR		PROPERTY TAXES-CURRENT YEAR	
<b>GENERAL GOVERNMENT</b>		<b>REVENUES REALIZED-CURRENT YEAR</b>		<b>STATE EQUALIZED TAX RATE</b>	
Governing Body & Public Boards	5,000.00	Property Taxes Collected	62,127,996.00	Local District School Taxes	.73 24,270,767.57
Municipal Clerk	93,922.00	Payments in Lieu of Taxes		Regional & Consolidated School Tax	
Financial Administration	263,277.00	Delinquent Tax & Lien Collections	449,712.00	School Taxes In Municipal Budget	
Assessment of Taxes	99,577.00	Business Personally Replacement Taxes	437,625.00	County Taxes	.69 * 22,786,101.79
Collection of Taxes	120,687.00	Taxes from Public Utilities	2,377,436.00	County Library Taxes	
Planning, Housing & Development	29,724.00	Other Miscellaneous Tax Revenues		Local Municipal Purpose Taxes	.47 15,743,481.00
Human Resources	297,123.00	State Aid Revenues	871,575.00	Veteran & Senior Citizen Taxes	59,950.00
Elections	10,340.00	Federal Aid Revenues		Total Taxes for Rate Computation	1.89 62,860,300.36
General Administration (other)	1,456,918.00			Special District Taxes	160,000.00
<b>JUDICIARY</b>		Sale of Acquired Property	3,470,714.00	Bank Corp. Taxes	
Municipal Courts	233,062.00	Other Miscellaneous Revenues		Added and Omitted Taxes	142,441.00
<b>PUBLIC SAFETY</b>		Total	69,735,058.00	Total Taxes Levied - ABSTRACT	63,102,791.36
Fire Protection	3,369,594.00	Prior Years Surplus Appropriated	1,380,000.00	Total Taxes Billed	62,909,284.00
Police Protection	3,541,722.00	<b>REVENUES TOTAL</b>	<b>71,115,058.00</b>	<b>TAXES COLLECTED</b>	<b>62,127,996.00</b>
Civil Defense & Disaster Control	2,000.00	Reserve For Uncollected Taxes	776,470.00	Taxes Cancelled, Abated or Adjusted	99,029.00
Environmental Inspection & Control	382,154.00	<b>CAPITAL OUTLAY TOTAL</b>		Transfer to Tax Title Liens or Foreclosed	
Other Public Safety				Ending Balance	682,259.00
<b>PUBLIC WORKS</b>		Public Enterprises		<b>PRIOR YEARS TAXES OUTSTANDING</b>	
Streets and Drainage	2,261,464.00	Recreation-Culture		Beginning Balance	473,673.00
Sewers and Sewage Processing	1,289,790.00	Public Works		Collected	444,297.00
Garbage and Trash Disposal		Buildings and Grounds	747,338.00	Cancelled, Abated or Adjusted	29,368.00
Public Buildings and Grounds	239,000.00	Library and Education		Transfers to Tax Title Liens or Foreclosed	
Other Public Works	297,533.00	Conservation		Ending Balance	8.00
<b>HEALTH and WELFARE</b>		All Other		<b>TAX TITLE LIENS OUTSTANDING</b>	
Health Services Except Environmental	261,524.00	<b>CAPITAL DEBT AUTHORIZED, ENDING BALANCE</b>		Beginning Balance	5,415.00
Welfare-Public Assistance	8,473.00	ISSUED AND UNISSUED	GROSS DEBT	Transfer From Taxes	
Hospital, Clinics, First Aid		School	2,328,000	Redeemed	5,415.00
Animal, Insect, & Rodent Control		Self-Liquidating		Cancelled, Abated or Adjusted	
Other Welfare Services		Other	5,338,000	Transfers to Foreclosed Property	
<b>RECREATION and CONSERVATION</b>		Total	7,666,000	Ending Balance	
Beaches and Boardwalks		<b>ISSUED AND OUTSTANDING</b>		PROPERTY ACQUIRED BY DEED OR	
Perks, Playgrounds, Shade Trees	638,023.00	School	2,328,000.00	FORECLOSURE	
Land Reclamation & Conservation	940,096.00	Self-Liquidating		Beginning Balance	14,000.00
Other Recreational Services	700,976.00	Other	4,364,000.00	Transfers From Taxes or Liens	
<b>EDUCATION (excluding schools)</b>		Total	6,692,000.00	Sale for Cash	
Libraries	1,297,200.00	<b>EQUALIZED VALUATION BASIS</b>		Cancelled, Abated or Adjusted	
Other Educational Services	2,000.00	<b>FOR NET DEBT COMPUTATION</b>		Ending Balance	14,000.00
<b>STATUTORY EXPENDITURES</b>				<b>CURRENT FINANCES ENDING BALANCE</b>	
Pensions & F. I. C. A.	1,573,397.00			<b>ASSETS</b>	
Employee Fringe Benefits	1,711,039.00			Cash	4,655,663.00
Other Statutory Expenditures				Taxes Receivable	682,267.00
<b>MUNICIPAL FUNCTIONS</b>				Tax Title Liens	
TOTAL	21,125,615.00			Foreclosed Property	14,000.00
<b>CAPITAL IMPROVEMENTS</b>				Emergencies & Other Deferred Charges	57,000.00
*MEMO*	996,000.00			State and Federal Aid Receivable	21,273.00
<b>DEBT SERVICE</b>				Other Receivables	13,608.00
Principal Payments	928,000.00			Total	5,443,811.00
Interest Payments	362,436.00			<b>LIABILITIES, RESERVES, AND SURPLUS</b>	
<b>DEFERRED CHARGES</b>				Cash Liabilities	3,101,792.00
SCHOOL, COUNTY, SPECIAL DISTRICT TAXES	47,216,869.36			Reserves for Receivables	709,875.00
RESERVE FOR UNCOLLECTED TAXES	776,470.00			Surplus	1,632,144.00
EXPENDITURES TOTAL	70,409,390.36			Total	5,443,811.00

\*Includes County Health Service Taxes or County Open Space Tax. See Table 13.

1812

Population 1990 **450**  
 Population 1994 **452**  
 S & P Rating  
 Moody Rating

General Tax Rate Per \$100. **2.28**  
 State Equalized Tax Rate **2.19**

**MILLSTONE BOROUGH - SOMERSET CO.**  
 Form of Government:  
**Borough Council**  
 Number of Members on Governing Body - 6

PER CAPITA:  
 Gross Debt  
 Net Debt  
 Debt Service  
 Total Tax Levy **1,487.46**  
 Municipal Expenditures **534.04**

PER CENT:  
 Gross Debt  
 Net Debt  
 Tax Levy Collected **97.75**  
 Tax Levy Cancelled, Abated or Adjusted **.15**

EXPENDITURES-CURRENT YEAR		REVENUES REALIZED-CURRENT YEAR		PROPERTY TAXES-CURRENT YEAR	
<b>GENERAL GOVERNMENT</b>		<b>PROPERTY TAXES COLLECTED</b>		<b>STATE EQUALIZED TAX RATE</b>	
Governing Body & Public Boards		Property Taxes Collected	<b>659,318.09</b>	Local District School Taxes	<b>1.46</b> <b>448,570.00</b>
Municipal Clerk		Payments in Lieu of Taxes		Regional & Consolidated School Tax	
Financial Administration	<b>16,900.00</b>	Delinquent Tax & Lien Collections	<b>15,198.32</b>	School Taxes in Municipal Budget	
Assessment of Taxes	<b>5,270.00</b>	Business Personalty Replacement Taxes	<b>2,411.84</b>	County Taxes	<b>.41</b> * <b>124,626.59</b>
Collection of Taxes	<b>7,000.00</b>	Taxes from Public Utilities	<b>63,258.00</b>	County Library Taxes	<b>.03</b> <b>10,280.85</b>
Planning, Housing & Development	<b>6,000.00</b>	Other Miscellaneous Tax Revenues		Local Municipal Purpose Taxes	<b>.29</b> <b>88,751.91</b>
Human Resources		State Aid Revenues	<b>28,195.63</b>	Veteran & Senior Citizen Taxes	
Elections	<b>275.00</b>	Federal Aid Revenues		Total Taxes for Rate Computation	<b>2.19</b> <b>676,829.35</b>
General Administration (other)	<b>22,850.00</b>			Special District Taxes	
<b>JUDICIARY</b>		Sale of Acquired Property		Bank Corp. Taxes	
Municipal Courts	<b>5,200.00</b>	Other Miscellaneous Revenues	<b>14,737.70</b>	Added and Omitted Taxes	<b>103.04</b>
<b>PUBLIC SAFETY</b>			<b>783,119.58</b>	Total Taxes Levied - ABSTRACT	<b>672,332.41</b>
Fire Protection	<b>29,378.90</b>	Prior Years Surplus Appropriated	<b>65,100.00</b>	Total Taxes Billed	<b>674,506.48</b>
Police Protection	<b>1,000.00</b>	<b>REVENUES TOTAL</b>	<b>848,219.58</b>	<b>TAXES COLLECTED</b>	<b>659,318.09</b>
Civil Defense & Disaster Control	<b>200.00</b>	Reserve For Uncollected Taxes	<b>54,200.00</b>	Taxes Cancelled, Abated or Adjusted	<b>1,009.89</b>
Environmental Inspection & Control	<b>2,200.00</b>			Transfer to Tax Title Liens or Foreclosed	
Other Public Safety		<b>CAPITAL OUTLAY TOTAL</b>		Ending Balance	<b>14,178.50</b>
<b>PUBLIC WORKS</b>				<b>PRIOR YEARS TAXES OUTSTANDING</b>	
Streets and Drainage	<b>19,634.27</b>	Public Enterprises		Beginning Balance	<b>15,198.32</b>
Sewers and Sewage Processing		Recreation-Culture		Collected	<b>15,198.32</b>
Garbage and Trash Disposal	<b>43,000.00</b>	Public Works		Cancelled, Abated or Adjusted	
Public Buildings and Grounds	<b>10,888.36</b>	Buildings and Grounds		Transfers to Tax Title Liens or Foreclosed	
Other Public Works		Library and Education		Ending Balance	
<b>HEALTH and WELFARE</b>		Conservation		<b>TAX TITLE LIENS OUTSTANDING</b>	
Health Services Except Environmental	<b>6,850.00</b>	All Other		Beginning Balance	
Welfare-Public Assistance	<b>200.00</b>			Transfer From Taxes	
Hospital, Clinics, First Aid		<b>CAPITAL DEBT AUTHORIZED, ENDING BALANCE</b>		Redeemed	
Animal, Insect, & Rodent Control		<b>ISSUED AND UNISSUED GROSS DEBT</b>		Cancelled, Abated or Adjusted	
Other Welfare Services		School		Transfers to Foreclosed Property	
<b>RECREATION and CONSERVATION</b>		Self-Liquidating		Ending Balance	
Beeches and Boardwalks		Other		<b>PROPERTY ACQUIRED BY DEED OR FORECLOSURE</b>	
Perks, Playgrounds, Shade Trees	<b>2,500.00</b>	Total		Beginning Balance	
Land Reclamation & Conservation	<b>25.00</b>	<b>ISSUED AND OUTSTANDING</b>		Transfers From Taxes or Liens	
Other Recreational Services		School		Sale for Cash	
<b>EDUCATION (excluding schools)</b>		Self-Liquidating		Cancelled, Abated or Adjusted	
Libraries		Other		Ending Balance	
Other Educational Services	<b>685.00</b>	Total		<b>CURRENT FINANCES ENDING BALANCE</b>	
<b>STATUTORY EXPENDITURES</b>		<b>EQUALIZED VALUATION BASIS FOR NET DEBT COMPUTATION</b>	<b>31,783,456</b>	<b>ASSETS</b>	
Pensions & F. I. C. A.	<b>4,500.00</b>	<b>REAL PROPERTY VALUATIONS</b>		Cash	<b>232,696.91</b>
Employee Fringe Benefits		Code Class # of Parcels % VAL'N		Taxes Receivable	<b>14,178.50</b>
Other Statutory Expenditures		1 Vacant Land 13 1.99	<b>585,700.00</b>	Tax Title Liens	
<b>MUNICIPAL FUNCTIONS TOTAL</b>	<b>184,556.53</b>	2 Residential 154 86.06	<b>25,315,900.00</b>	Foreclosed Property	
<b>CAPITAL IMPROVEMENTS *MEMO*</b>	<b>20,000.00</b>	3 Farm 5 .27	<b>78,300.00</b>	Emergencies & Other Deferred Charges	<b>1,600.00</b>
<b>DEBT SERVICE</b>		4a Commercial 10 11.69	<b>3,437,500.00</b>	State and Federal Aid Receivable	
Principal Payments	<b>1,000.00</b>	4b Industrial		Other Receivables	<b>263.80</b>
Interest Payments	<b>29.75</b>	4c Apartments		Total	<b>248,739.21</b>
		Total 182	<b>29,417,400.00</b>	<b>LIABILITIES, RESERVES, AND SURPLUS</b>	
<b>DEFERRED CHARGES</b>	<b>1,600.00</b>	Land Area .60 Sq. Miles		Cash Liabilities	<b>56,639.21</b>
<b>SCHOOL, COUNTY, SPECIAL DISTRICT TAXES</b>	<b>583,477.44</b>	Net Valuation Taxable-Municipal	<b>29,449,931</b>	Reserves for Receivables	<b>14,442.30</b>
<b>RESERVE FOR UNCOLLECTED TAXES</b>	<b>54,200.00</b>	Net Valuation Taxable-County	<b>29,304,029</b>	Surplus	<b>177,657.70</b>
<b>EXPENDITURES TOTAL</b>	<b>824,863.72</b>	State Equalized Valuation	<b>30,631,033</b>	Total	<b>248,739.21</b>
		State Equalization Ratio	<b>96.14</b>		

\*Includes County Health Service Taxes or County Open Space Tax. See Table 13.

1332

Population 1990 5,069  
 Population 1994 6,527  
 S & P Rating  
 Moody Rating

General Tax Rate Per \$100 2.32  
 State Equalized Tax Rate 2.23

MILLSTONE TOWNSHIP - MONMOUTH CO.

Form of Government:  
 Township Committee  
 Number of Members on Governing Body - 3

PER CAPITA:  
 Gross Debt 2,107.25  
 Net Debt 498.54  
 Debt Service 43.14  
 Total Tax Levy 2,135.99  
 Municipal Expenditures 617.19

PER CENT:  
 Gross Debt 2.41  
 Net Debt .57  
 Tax Levy Collected 94.77  
 Tax Levy Cancelled, Abated or Adjusted .64

EXPENDITURES-CURRENT YEAR		REVENUES REALIZED-CURRENT YEAR		PROPERTY TAXES-CURRENT YEAR	
<b>GENERAL GOVERNMENT</b>		<b>REVENUES REALIZED-CURRENT YEAR</b>		<b>PROPERTY TAXES-CURRENT YEAR</b>	
Governing Body & Public Boards		Property Taxes Collected	13,223,216.35	STATE EQUALIZED TAX RATE	1.81
Municipal Clerk		Payments in Lieu of Taxes		Local District School Taxes	9,481,524.00
Financial Administration	68,875.00	Delinquent Tax & Lien Collections	699,386.92	Regional & Consolidated School Tax	
Assessment of Taxes	100,693.00	Business Personalty Replacement Taxes	45,528.60	School Taxes in Municipal Budget	
Collection of Taxes	63,083.37	Taxes from Public Utilities	716,230.00	County Taxes	.47 *
Planning, Housing & Development	101,178.99	Other Miscellaneous Tax Revenues		County Library Taxes	.02
Human Resources	23,950.00	State Aid Revenues	198,353.91	Local Municipal Purpose Taxes	.13
Elections	3,766.00	Federal Aid Revenues		Veteran & Senior Citizen Taxes	
General Administration (other)	466,065.00			Total Taxes for Rate Computation	2.23
<b>JUDICIARY</b>				Special District Taxes	276,076.00
Municipal Courts	70,157.00	Sale of Acquired Property		Bank Corp. Taxes	
<b>PUBLIC SAFETY</b>		Other Miscellaneous Revenues	750,598.22	Added and Omitted Taxes	503,555.84
Fire Protection	19,955.00	Total	15,633,314.00	Total Taxes Levied - ABSTRACT	13,941,596.31
Police Protection	74,997.31	Prior Years Surplus Appropriated	1,879,890.00	Total Taxes Billed	13,953,533.15
Civil Defense & Disaster Control	6,000.00	<b>REVENUES TOTAL</b>	<b>17,513,204.00</b>	<b>TAXES COLLECTED</b>	<b>13,223,216.35</b>
Environmental Inspection & Control	275,549.86	Reserve For Uncollected Taxes	1,459,800.00	Taxes Cancelled, Abated or Adjusted	89,286.05
Other Public Safety		<b>CAPITAL OUTLAY TOTAL</b>	<b>731,344.37</b>	Transfer to Tax Title Liens or Foreclosed	10,841.70
<b>PUBLIC WORKS</b>				Ending Balance	630,189.05
Streets and Drainage	446,650.21	Public Enterprises		<b>PRIOR YEARS TAXES OUTSTANDING</b>	
Sewers and Sewage Processing	62,636.00	Recreation-Culture		Beginning Balance	670,954.37
Garbage and Trash Disposal	75,000.00	Public Works	683,029.87	Collected	656,229.55
Public Buildings and Grounds	78,823.78	Buildings and Grounds	48,314.50	Cancelled, Abated or Adjusted	
Other Public Works		Library and Education		Transfers to Tax Title Liens or Foreclosed	
<b>HEALTH and WELFARE</b>		Conservation		Ending Balance	14,724.82
Health Services Except Environmental	4,000.00	All Other		<b>TAX TITLE LIENS OUTSTANDING</b>	
Welfare-Public Assistance	9,675.00			Beginning Balance	85,590.76
Hospital, Clinics, First Aid	4,000.00	<b>CAPITAL DEBT AUTHORIZED, ENDING BALANCE</b>		Transfer From Taxes	10,841.70
Animal, Insect, & Rodent Control	6,000.00	ISSUED AND UNISSUED		Redeemed	43,157.37
Other Welfare Services		SCHOOL	10,500,000	Cancelled, Abated or Adjusted	5,832.30
<b>RECREATION and CONSERVATION</b>		Self-Liquidating		Transfers to Foreclosed Property	
Beeches and Boardwalks		Other	3,254,000	Ending Balance	47,442.79
Perks, Playgrounds, Shade Trees	5,382.00	Total	13,754,000	<b>PROPERTY ACQUIRED BY DEED OR FORECLOSURE</b>	
Land Reclamation & Conservation	18,293.00	ISSUED AND OUTSTANDING		Beginning Balance	76,930.00
Other Recreational Services	37,495.00	SCHOOL	10,500,000.00	Transfers From Taxes or Liens	
<b>EDUCATION (excluding schools)</b>		Self-Liquidating		Sale for Cash	
Libraries		Other	2,470,000.00	Cancelled, Abated or Adjusted	
Other Educational Services	25,000.00	Total	12,970,000.00	Ending Balance	76,930.00
<b>STATUTORY EXPENDITURES</b>		<b>EQUALIZED VALUATION BASIS FOR NET DEBT COMPUTATION</b>	<b>570,348,219</b>	<b>CURRENT FINANCES ENDING BALANCE</b>	
Pensions & F. I. C. A.	62,457.62	<b>REAL PROPERTY VALUATIONS</b>		<b>ASSETS</b>	
Employee Fringe Benefits	155,000.00	Code Class # of Parcels % VAL'N		Cash	7,733,194.51
Other Statutory Expenditures	10,000.00	1 Vacant Land 814 12.71	71,516,700.00	Taxes Receivable	644,913.87
<b>MUNICIPAL FUNCTIONS TOTAL</b>	<b>2,274,683.14</b>	2 Residential 1779 71.39	401,686,600.00	Tax Title Liens	47,442.79
<b>CAPITAL IMPROVEMENTS *MEMO*</b>	<b>290,000.00</b>	3 Farm 804 9.94	55,963,955.00	Foreclosed Property	76,930.00
<b>DEBT SERVICE</b>		4e Commercial 65 5.06	28,487,000.00	Emergencies & Other Deferred Charges	
Principal Payments	275,000.00	4b Industrial 4 .56	3,158,000.00	State and Federal Aid Receivable	
Interest Payments	6,547.06	4c Apartments 4 .32	1,822,800.00	Other Receivables	
		Total 3470	562,635,055.00	Total	250,811.50
<b>DEFERRED CHARGES</b>	<b>12,364.38</b>	Land Area 37.38 Sq. Miles		<b>LIABILITIES, RESERVES, AND SURPLUS</b>	
SCHOOL, COUNTY, SPECIAL DISTRICT TAXES	12,649,734.47	Net Valuation Taxable-Municipal	565,762,735	Cash Liabilities	5,232,748.08
RESERVE FOR UNCOLLECTED TAXES	1,459,800.00	Net Valuation Taxable-County	606,070,575	Reserves for Receivables	1,020,098.16
<b>EXPENDITURES TOTAL</b>	<b>16,678,129.05</b>	State Equalized Valuation	589,389,069	Surplus	2,500,446.43
		State Equalization Ratio	95.97	Total	8,753,292.67



\*Includes County Health Service Taxes or County Open Space Tax. See Table 13.

1212

Population 1990 6,968  
 Population 1994 7,024  
 S & P Rating  
 Moody Rating AAA

General Tax Rate Per \$100 4.00  
 State Equalized Tax Rate 2.31

**MILLTOWN BOROUGH - MIDDLESEX CO.**  
 Form of Government:  
**Borough Council**  
 Number of Members on Governing Body - 6

PER CAPITA: PER CENT:  
 Gross Debt 1,913.14 Gross Debt 3.15  
 Net Debt 929.51 Net Debt 1.53  
 Debt Service 140.79 Tax Levy Collected 97.25  
 Total Tax Levy 1,412.31 Tax Levy Cancelled, Abated or Adjusted .06  
 Municipal Expenditures 706.97

EXPENDITURES-CURRENT YEAR		REVENUES REALIZED-CURRENT YEAR		PROPERTY TAXES-CURRENT YEAR		
<b>GENERAL GOVERNMENT</b>		<b>REVENUES REALIZED-CURRENT YEAR</b>		<b>PROPERTY TAXES-CURRENT YEAR</b>		
Governing Body & Public Boards		Property Taxes Collected	9,666,201.74	STATE EQUALIZED TAX RATE		
Municipal Clerk		Payments in Lieu of Taxes		Local District School Taxes	1.19 6,334,308.00	
Financial Administration	82,562.75	Delinquent Tax & Lien Collections	156,392.13	Regional & Consolidated School Tax		
Assessment of Taxes	17,425.00	Business Personalty Replacement Taxes	98,343.36	School Taxes in Municipal Budget		
Collection of Taxes	62,608.00	Taxes from Public Utilities	181,656.00	County Taxes	.43 * 1,824,012.63	
Planning, Housing & Development	25,227.00	Other Miscellaneous Tax Revenues		County Library Taxes		
Human Resources	78,700.17	State Aid Revenues	713,812.52	Local Municipal Purpose Taxes	.39 1,645,196.31	
Elections	5,012.00	Federal Aid Revenues		Veteran & Senior Citizen Taxes	79,650.00	
General Administration (other)	488,683.00			Total Taxes for Rate Computation	2.31 9,883,166.94	
<b>JUDICIARY</b>		Sale of Acquired Property		Special District Taxes		
Municipal Courts	74,658.00	Other Miscellaneous Revenues	1,647,033.70	Bank Corp. Taxes		
<b>PUBLIC SAFETY</b>				Added and Omitted Taxes	116,553.68	
Fire Protection	44,890.00	Prior Years Surplus Appropriated	513,000.00	Total Taxes Levied - ABSTRACT	9,920,070.62	
Police Protection	833,629.50	REVENUES TOTAL	12,976,439.45	Total Taxes Billed	9,939,820.60	
Civil Defense & Disaster Control	4,300.00	Reserve For Uncollected Taxes	300,352.23	TAXES COLLECTED	9,666,201.74	
Environmental Inspection & Control	36,790.00	<b>CAPITAL OUTLAY TOTAL</b>		Taxes Cancelled, Abated or Adjusted	5,754.90	
Other Public Safety		Public Enterprises	240,235.32	Transfer to Tax Title Liens or Foreclosed	26,664.00	
<b>PUBLIC WORKS</b>		Recreation-Culture	52,131.04	Ending Balance	241,199.96	
Streets and Drainage	245,496.00	Public Works	356,760.64	<b>PRIOR YEARS TAXES OUTSTANDING</b>		
Sewers and Sewage Processing	42,083.00	Buildings and Grounds	239,879.26	Beginning Balance	156,737.92	
Garbage and Trash Disposal	428,964.29	Library and Education		Collected	156,392.13	
Public Buildings and Grounds	116,215.00	Conservation		Cancelled, Abated or Adjusted	345.79	
Other Public Works	4,700.00	All Other		Transfers to Tax Title Liens or Foreclosed		
<b>HEALTH and WELFARE</b>		<b>CAPITAL DEBT AUTHORIZED, ENDING BALANCE</b>		Ending Balance		
Health Services Except Environmental	28,704.00	ISSUED AND UNISSUED		<b>TAX TITLE LIENS OUTSTANDING</b>		
Welfare-Public Assistance	4,106.00	School	1,205,000	Beginning Balance	76,281.09	
Hospital, Clinics, First Aid		Self-Liquidating	4,966,560	Transfer From Taxes	26,664.00	
Animal, Insect, & Rodent Control	3,998.00	Other	7,266,340	Redeemed		
Other Welfare Services		Total	13,437,900	Cancelled, Abated or Adjusted		
<b>RECREATION and CONSERVATION</b>		<b>ISSUED AND OUTSTANDING</b>		Transfers to Foreclosed Property	.10	
Beaches and Boardwalks		School	1,205,000.00	Ending Balance	102,944.99	
Parks, Playgrounds, Shade Trees	128,449.00	Self-Liquidating	4,918,260.00	<b>PROPERTY ACQUIRED BY DEED OR FORECLOSURE</b>		
Land Reclamation & Conservation	52,831.09	Other	6,800,140.00	Beginning Balance	3,400.00	
Other Recreational Services	150,312.00	Total	12,923,400.00	Transfers From Taxes or Liens		
<b>EDUCATION (excluding schools)</b>		<b>EQUALIZED VALUATION BASIS FOR NET DEBT COMPUTATION</b>		State for Cash		
Libraries	173,392.00		426,220,054	Cancelled, Abated or Adjusted		
Other Educational Services		<b>REAL PROPERTY VALUATIONS</b>		Ending Balance	3,400.00	
<b>STATUTORY EXPENDITURES</b>		Code	Class	# of Parcels	% VAL'N	ASSESSED VALUATION
Pensions & F. I. C. A.	243,212.00	1	Vacant Land	72	1.47	3,609,100.00
Employee Fringe Benefits	299,522.87	2	Residential	2351	87.85	215,303,000.00
Other Statutory Expenditures		3	Farm			
<b>MUNICIPAL FUNCTIONS TOTAL</b>		4a	Commercial	97	7.60	18,616,900.00
	3,676,470.67	4b	Industrial	6	2.46	6,035,600.00
<b>CAPITAL IMPROVEMENTS *MEMO*</b>		4c	Apartments	8	.61	1,503,600.00
	24,000.00	Total		2534		245,068,200.00
<b>DEBT SERVICE</b>		Land Area	1.60	Sq. Miles		
Principal Payments	631,993.00	Net Valuation Taxable-Municipal				245,581,673
Interest Payments	356,924.45	Net Valuation Taxable-County				422,791,755
<b>DEFERRED CHARGES</b>		State Equalized Valuation				425,757,617
SCHOOL, COUNTY, SPECIAL DISTRICT TAXES	8,158,320.63	State Equalization Ratio				57.63
RESERVE FOR UNCOLLECTED TAXES	300,352.23	<b>CURRENT FINANCES ENDING BALANCE</b>		<b>ASSETS</b>		
EXPENDITURES TOTAL	13,124,060.98			Cash	1,236,269.34	
				Taxes Receivable	241,199.96	
				Tax Title Liens	102,944.99	
				Foreclosed Property	3,400.00	
				Emergencies & Other Deferred Charges	136,000.00	
				State and Federal Aid Receivable	3,308.91	
				Other Receivables	281,159.68	
				Total	2,004,282.88	
				<b>LIABILITIES, RESERVES, AND SURPLUS</b>		
				Cash Liabilities	660,509.83	
				Reserves for Receivables	628,704.63	
				Surplus	715,068.42	
				Total	2,004,282.88	

\*Includes County Health Service Taxes or County Open Space Tax. See Table 13.

0610

Population 1990 25,992  
 Population 1994 26,045  
 S & P Rating A  
 Moody Rating 3AA1

General Tax Rate Per \$100 3.60  
 State Equalized Tax Rate 2.81

**MILLVILLE CITY - CUMBERLAND COUNTY**  
 Form of Government:  
**Commission (1911)**  
 Number of Members on Governing Body - 5

PER CAPITA: Gross Debt 1,686.52 PER CENT: Gross Debt 5.09  
 Net Debt 449.82 Net Debt 1.36  
 Debt Service 57.76 Tax Levy Collected 94.04  
 Total Tax Levy 956.73 Tax Levy Cancelled, Abated  
 Municipal Expenditures 736.80 or Adjusted .58

EXPENDITURES-CURRENT YEAR		REVENUES REALIZED-CURRENT YEAR		PROPERTY TAXES-CURRENT YEAR	
<b>GENERAL GOVERNMENT</b>		<b>REVENUES REALIZED-CURRENT YEAR</b>		<b>STATE EQUALIZED TAX RATE</b>	
Governing Body & Public Boards		Property Taxes Collected	23,200,339.37	Local District School Taxes	.88 7,797,139.00
Municipal Clerk	166,250.00	Payments in Lieu of Taxes	79,493.78	Regional & Consolidated School Tax	
Financial Administration	248,335.96	Delinquent Tax & Lien Collections	1,320,155.48	School Taxes in Municipal Budget	.03 284,010.25
Assessment of Taxes	223,800.00	Business Personalty Replacement Taxes	478,329.96	County Taxes	1.04 * 9,232,550.05
Collection of Taxes	209,050.00	Taxes from Public Utilities	2,424,154.00	County Library Taxes	
Planning, Housing & Development	216,350.00	Other Miscellaneous Tax Revenues		Local Municipal Purpose Taxes	.85 7,513,975.54
Human Resources	877,419.14	State Aid Revenues	4,178,219.70	Veteran & Senior Citizen Taxes	
Elections	32,300.00	Federal Aid Revenues		Total Taxes for Rate Computation	2.80 25,110,374.84
General Administration (other)	2,448,299.15			Special District Taxes	
<b>JUDICIARY</b>		Sale of Acquired Property		Bank Corp. Taxes	
Municipal Courts	201,050.00	Other Miscellaneous Revenues	1,784,379.19	Added and Omitted Taxes	90,408.97
<b>PUBLIC SAFETY</b>		Total	33,465,071.48	Total Taxes Levied - ABSTRACT	24,918,083.81
Fire Protection	320,337.50	Prior Years Surplus Appropriated	2,004,000.00	Total Taxes Billed	24,671,515.10
Police Protection	2,944,664.86	REVENUES TOTAL	35,469,071.48	TAXES COLLECTED	23,200,339.37
Civil Defense & Disaster Control	15,100.00	Reserve For Uncollected Taxes	1,951,625.35	Taxes Cancelled, Abated or Adjusted	144,089.64
Environmental Inspection & Control	291,350.00			Transfer to Tax Title Liens or Foreclosed	82,932.37
Other Public Safety		<b>CAPITAL OUTLAY TOTAL</b>	<b>410,841.73</b>	Ending Balance	1,244,153.72
<b>PUBLIC WORKS</b>		Public Enterprises		<b>PRIOR YEARS TAXES OUTSTANDING</b>	
Streets and Drainage	1,213,196.26	Recreation-Culture		Beginning Balance	1,213,995.42
Sewers and Sewage Processing	155,500.00	Public Works	308,516.80	Collected	1,174,449.73
Garbage and Trash Disposal	1,145,050.00	Buildings and Grounds	102,324.93	Cancelled, Abated or Adjusted	33,358.97
Public Buildings and Grounds	402,813.00	Library and Education		Transfers to Tax Title Liens or Foreclosed	
Other Public Works	232,913.79	Conservation		Ending Balance	6,186.72
<b>HEALTH and WELFARE</b>		All Other		<b>TAX TITLE LIENS OUTSTANDING</b>	
Health Services Except Environmental	95,190.00			Beginning Balance	437,364.99
Welfare-Public Assistance	93,425.00	<b>CAPITAL DEBT AUTHORIZED, ENDING BALANCE</b>		Transfer From Taxes	82,932.37
Hospital, Clinics, First Aid	30,000.00	ISSUED AND UNISSUED		Redeemed	145,705.75
Animal, Insect, & Rodent Control	40,800.00	School	20,186,600	Cancelled, Abated or Adjusted	388.85
Other Welfare Services		Self-Liquidating	13,622,265	Transfers to Foreclosed Property	
<b>RECREATION and CONSERVATION</b>		Other	10,116,537	Ending Balance	374,202.76
Beaches and Boardwalks		Total	43,925,403	<b>PROPERTY ACQUIRED BY DEED OR FORECLOSURE</b>	
Parks, Playgrounds, Shade Trees	409,250.00	ISSUED AND OUTSTANDING		Beginning Balance	134,730.00
Land Reclamation & Conservation		School	17,478,000.00	Transfers From Taxes or Liens	
Other Recreational Services	59,300.00	Self-Liquidating	8,548,489.12	Sale for Cash	
<b>EDUCATION (excluding schools)</b>		Other	5,583,687.71	Cancelled, Abated or Adjusted	
Libraries	440,980.00	Total	31,610,176.83	Ending Balance	134,730.00
Other Educational Services		<b>EQUALIZED VALUATION BASIS FOR NET DEBT COMPUTATION</b>	<b>862,321,997</b>	<b>CURRENT FINANCES ENDING BALANCE</b>	
<b>STATUTORY EXPENDITURES</b>		<b>REAL PROPERTY VALUATIONS</b>		<b>ASSETS</b>	
Pensions & F. I. C. A.	850,705.02	Code Class # of Parcels % VAL'N	ASSESSED VALUATION	Cash	8,340,947.09
Employee Fringe Benefits	1,435,608.03	1 Vacant Land 1554 3.34	22,830,200.00	Taxes Receivable	1,250,340.44
Other Statutory Expenditures		2 Residential 7316 62.62	427,408,900.00	Tax Title Liens	374,202.76
<b>MUNICIPAL FUNCTIONS</b>	<b>TOTAL 14,799,034.71</b>	3 Farm 206 .99	6,788,800.00	Foreclosed Property	134,730.00
<b>CAPITAL IMPROVEMENTS</b>	<b>*MEMO* 100,000.00</b>	4a Commercial 393 14.29	97,525,700.00	Emergencies & Other Deferred Charges	735,691.08
<b>DEBT SERVICE</b>		4b Industrial 74 14.54	99,218,500.00	State and Federal Aid Receivable	1,488,900.44
Principal Payments	1,099,257.62	4c Apartments 35 4.22	28,821,900.00	Other Receivables	550,667.36
Interest Payments	405,149.34	Total 9578	682,594,000.00	Total	12,875,479.17
<b>TYPE I SCHL DEBT *MEMO</b>	<b>703,859.00</b>	Land Area 43.00 Sq. Miles		<b>LIABILITIES, RESERVES, AND SURPLUS</b>	
<b>DEFERRED CHARGES</b>	<b>934,786.70</b>	Net Valuation Taxable-Municipal	689,972,901	Cash Liabilities	6,745,378.34
<b>SCHOOL, COUNTY, SPECIAL DISTRICT TAXES</b>	<b>17,313,699.30</b>	Net Valuation Taxable-County	902,533,908	Reserves for Receivables	2,309,940.56
<b>RESERVE FOR UNCOLLECTED TAXES</b>	<b>1,951,625.35</b>	State Equalized Valuation	883,060,748	Surplus	3,820,160.27
<b>EXPENDITURES</b>	<b>TOTAL 36,503,553.02</b>	State Equalization Ratio	77.95	Total	12,875,479.17

\* ABOVE DEBT SERVICE INCLUDES TYPE I SCHOOL DEBT

\*Includes County Health Service Taxes or County Open Space Tax. See Table 13

1420

Population 1990 3,333  
 Population 1994 3,623  
 S & P Rating A  
 Moody Rating

General Tax Rate Per \$100 2.48  
 State Equalized Tax Rate 2.53

MINE HILL TOWNSHIP - MORRIS COUNTY  
 Form of Government:  
 Mayor-Council Plan E (OMCL 50)  
 Number of Members on Governing Body - 5

PER CAPITA: PER CENT:  
 Gross Debt 632.85 Gross Debt 1.09  
 Net Debt 365.25 Net Debt .62  
 Debt Service 36.58 Tax Levy Collected 94.66  
 Total Tax Levy 1,590.15 Tax Levy Cancelled, Abated or Adjusted .30  
 Municipal Expenditures 702.24

EXPENDITURES-CURRENT YEAR		REVENUES REALIZED-CURRENT YEAR		PROPERTY TAXES-CURRENT YEAR	
<b>GENERAL GOVERNMENT</b>		<b>REVENUES REALIZED-CURRENT YEAR</b>		<b>PROPERTY TAXES-CURRENT YEAR</b>	
Governing Body & Public Boards		Property Taxes Collected	5,155,432.57	STATE EQUALIZED TAX RATE	
Municipal Clerk		Payments In Lieu of Taxes		Local District School Taxes	1.39
Financial Administration	74,690.00	Delinquent Tax & Lien Collections	302,610.88	Regional & Consolidated School Tax	
Assessment of Taxes	13,750.00	Business Personalty Replacement Taxes	57,790.40	School Taxes In Municipal Budget	
Collection of Taxes	33,603.00	Taxes from Public Utilities	188,784.00	County Taxes	.32 *
Planning, Housing & Development	30,170.00	Other Miscellaneous Tax Revenues		County Library Taxes	
Human Resources	71,196.00	State Aid Revenues	212,022.27	Local Municipal Purpose Taxes	.63
Elections		Federal Aid Revenues		Veteran & Senior Citizen Taxes	
General Administration (other)	359,941.67			Total Taxes for Rate Computation	2.54
<b>JUDICIARY</b>				Special District Taxes	
Municipal Courts	59,759.00			Bank Corp. Taxes	
<b>PUBLIC SAFETY</b>				Added and Omitted Taxes	10,550.03
Fire Protection	93,000.00			Total Taxes Levied - ABSTRACT	5,443,083.34
Police Protection	455,805.00			Total Taxes Billed	5,446,417.06
Civil Defense & Disaster Control	16,425.00			TAXES COLLECTED	5,155,432.57
Environmental Inspection & Control	43,760.00			Taxes Cancelled, Abated or Adjusted	16,187.95
Other Public Safety				Transfer to Tax Title Liens or Foreclosed	19,710.70
<b>PUBLIC WORKS</b>				Ending Balance	255,085.84
Streets and Drainage	140,214.70			<b>PRIOR YEARS TAXES OUTSTANDING</b>	
Sewers and Sewage Processing	13,996.78			Beginning Balance	313,456.32
Garbage and Trash Disposal				Collected	301,747.43
Public Buildings and Grounds	31,700.00			Cancelled, Abated or Adjusted	8,548.11
Other Public Works	12,000.00			Transfers to Tax Title Liens or Foreclosed	130.00
<b>HEALTH and WELFARE</b>				Ending Balance	3,030.78
Health Services Except Environmental	34,599.00			<b>TAX TITLE LIENS OUTSTANDING</b>	
Welfare-Public Assistance	3,625.00			Beginning Balance	133,837.58
Hospital, Clinics, First Aid				Transfer From Taxes	19,864.16
Animal, Insect, & Rodent Control	7,000.00			Redeemed	863.45
Other Welfare Services				Cancelled, Abated or Adjusted	818.62
<b>RECREATION and CONSERVATION</b>				Transfers to Foreclosed Property	
Beeches and Boardwalks				Ending Balance	152,019.67
Perks, Playgrounds, Shade Trees				<b>PROPERTY ACQUIRED BY DEED OR FORECLOSURE</b>	
Land Reclamation & Conservation	1,250.00			Beginning Balance	25,100.00
Other Recreational Services	14,700.00			Transfers From Taxes or Liens	
<b>EDUCATION (excluding schools)</b>				Sale for Cash	
Libraries	1,000.00			Cancelled, Abated or Adjusted	
Other Educational Services				Ending Balance	25,100.00
<b>STATUTORY EXPENDITURES</b>				<b>CURRENT FINANCES ENDING BALANCE</b>	
Pensions & F. I. C. A.	118,350.00			ASSETS	
Employee Fringe Benefits	126,400.00			Cash	934,512.63
Other Statutory Expenditures				Taxes Receivable	258,116.62
<b>MUNICIPAL FUNCTIONS</b>				Tax Title Liens	152,019.67
TOTAL	1,756,932.15			Foreclosed Property	25,100.00
<b>CAPITAL IMPROVEMENTS</b>				Emergencies & Other Deferred Charges	
* ME #0 *	40,000.00			State and Federal Aid Receivable	
<b>DEBT SERVICE</b>				Other Receivables	7,294.33
Principal Payments	75,000.00			Total	1,377,043.25
Interest Payments	50,204.80			<b>LIABILITIES, RESERVES, AND SURPLUS</b>	
<b>DEFERRED CHARGES</b>				Cash Liabilities	253,571.89
SCHOOL, COUNTY, SPECIAL DISTRICT TAXES	4,169,181.31			Reserves for Receivables	442,530.62
RESERVE FOR UNCOLLECTED TAXES	500,567.71			Surplus	680,940.74
<b>EXPENDITURES</b>				Total	1,377,043.25
TOTAL	6,572,963.11				
		<b>CAPITAL OUTLAY</b>	TOTAL	405,922.92	
		Public Enterprises			
		Recreation-Culture			
		Public Works	386,506.08		
		Buildings and Grounds	19,416.84		
		Library and Education			
		Conservation			
		All Other			
		<b>CAPITAL DEBT AUTHORIZED, ENDING BALANCE</b>			
		ISSUED AND UNISSUED	GROSS DEBT	NET DEBT	
		School	710,000		
		Self-Liquidating	206,000		
		Other	1,250,249	1,250,249	
		Total	2,166,249	1,250,249	
		ISSUED AND OUTSTANDING			
		School	710,000.00		
		Self-Liquidating	124,000.00		
		Other	1,161,000.00		
		Total	1,995,000.00		
		EQUALIZED VALUATION BASIS			
		FOR NET DEBT COMPUTATION		200,694,812	
		<b>REAL PROPERTY VALUATIONS</b>			
		Code	Class	# of Parcels	% VAL'N
		1	Vacant Land	207	5.49
		2	Residential	1278	85.27
		3	Farm	2	.01
		4a	Commercial	47	6.40
		4b	Industrial	4	2.65
		4c	Apartments	1	.18
		Total		1539	
					204,027,100.00
		Land Area	2.95	Sq. Miles	
		Net Valuation Taxable-Municipal			205,127,058
		Net Valuation Taxable-County			202,746,949
		State Equalized Valuation			201,460,461
		State Equalization Ratio			101.83

\*Includes County Health Service Taxes or County Open Specie Tax. See Table 13.

1333

Population 1990 3,303  
 Population 1994 3,357  
 S & P Rating  
 Moody Rating A

General Tax Rate Per \$100. 2.08  
 State Equalized Tax Rate 1.93

**MONMOUTH BEACH BORO. - MONMOUTH CO.**  
 Form of Government:  
**Commission (1911)**  
 Number of Members on Governing Body - 3

PER CAPITA:  
 Gross Debt 1,025.44  
 Net Debt 901.52  
 Debt Service 180.18  
 Total Tax Levy 2,135.88  
 Municipal Expenditures 1,085.68

PER CENT:  
 Gross Debt .92  
 Net Debt .81  
 Tax Levy Collected 97.21  
 Tax Levy Cancelled, Abated or Adjusted

EXPENDITURES-CURRENT YEAR		REVENUES REALIZED-CURRENT YEAR		PROPERTY TAXES-CURRENT YEAR	
<b>GENERAL GOVERNMENT</b>		<b>REVENUES REALIZED-CURRENT YEAR</b>		<b>STATE EQUALIZED TAX RATE</b>	
Governing Body & Public Boards		Property Taxes Collected	6,970,266.79	Local District School Taxes	.49 1,805,062.00
Municipal Clerk		Payments in Lieu of Taxes		Regional & Consolidated School Tax	.39 1,448,157.26
Financial Administration	52,205.00	Delinquent Tax & Lien Collections	149,585.80	School Taxes in Municipal Budget	
Assessment of Taxes	24,900.00	Business Personality Replacement Taxes	7,946.68	County Taxes	.47 * 1,739,475.85
Collection of Taxes	9,400.00	Taxes from Public Utilities	299,647.70	County Library Taxes	.02 74,044.78
Planning, Housing & Development	24,700.00	Other Miscellaneous Tax Revenues		Local Municipal Purpose Taxes	.56 2,066,195.15
Human Resources	64,438.31	State Aid Revenues	194,888.27	Veteran & Senior Citizen Taxes	
Elections	3,300.00	Federal Aid Revenues		Total Taxes for Rate Computation	1.93 7,148,885.04
General Administration (other)	384,548.63			Special District Taxes	
<b>JUDICIARY</b>		Sale of Acquired Property		Bank Corp. Taxes	
Municipal Courts	66,050.00	Other Miscellaneous Revenues	350,862.83	Added and Omitted Taxes	37,227.56
<b>PUBLIC SAFETY</b>		Total	7,973,198.07	Total Taxes Levied - ABSTRACT	7,170,162.60
Fire Protection	61,528.00	Prior Years Surplus Appropriated	695,000.00	Total Taxes Billed	7,170,162.60
Police Protection	597,672.05	<b>REVENUES TOTAL</b>	<b>8,668,198.07</b>	<b>TAXES COLLECTED</b>	<b>6,970,266.79</b>
Civil Defense & Disaster Control	7,750.00	Reserve For Uncollected Taxes	292,066.00	Taxes Cancelled, Abated or Adjusted	
Environmental Inspection & Control	5,450.00	<b>CAPITAL OUTLAY TOTAL</b>	<b>186,068.39</b>	Transfer to Tax Title Liens or Foreclosed	
Other Public Safety		Public Enterprises		Ending Balance	199,895.81
<b>PUBLIC WORKS</b>		Recreation-Culture	54,747.00	<b>PRIOR YEARS TAXES OUTSTANDING</b>	
Streets and Drainage	283,793.93	Public Works	131,081.39	Beginning Balance	149,643.85
Sewers and Sewage Processing	65,950.00	Buildings and Grounds	240.00	Collected	149,585.80
Garbage and Trash Disposal	272,400.00	Library and Education		Cancelled, Abated or Adjusted	
Public Buildings and Grounds	46,500.00	Conservation		Transfers to Tax Title Liens or Foreclosed	
Other Public Works	37,500.00	All Other		Ending Balance	58.05
<b>HEALTH and WELFARE</b>		<b>CAPITAL DEBT AUTHORIZED, ENDING BALANCE</b>		<b>TAX TITLE LIENS OUTSTANDING</b>	
Health Services Except Environmental	25,350.00	ISSUED AND UNISSUED		Beginning Balance	503.93
Welfare-Public Assistance	800.00	SCHOOL		Transfer From Taxes	
Hospital, Clinics, First Aid		GROSS DEBT	416,000	Redeemed	
Animal, Insect, & Rodent Control	2,100.00	NET DEBT		Cancelled, Abated or Adjusted	
Other Welfare Services		School	416,000.00	Transfers to Foreclosed Property	
<b>RECREATION and CONSERVATION</b>		Self-Liquidating		Ending Balance	503.93
Beaches and Boardwalks	170,500.00	Other	3,026,410	<b>PROPERTY ACQUIRED BY DEED OR FORECLOSURE</b>	
Perks, Playgrounds, Shade Trees	19,200.00	Total	3,442,410	Beginning Balance	60,750.00
Land Reclamation & Conservation	500.00	<b>ISSUED AND OUTSTANDING</b>		Transfers From Taxes or Liens	
Other Recreational Services	6,750.00	SCHOOL		Sale for Cash	
<b>EDUCATION (excluding schools)</b>		Self-Liquidating		Cancelled, Abated or Adjusted	
Libraries	59,800.00	Other	930,000.00	Ending Balance	60,750.00
Other Educational Services		Total	1,346,000.00	<b>CURRENT FINANCES ENDING BALANCE</b>	
<b>STATUTORY EXPENDITURES</b>		<b>EQUALIZED VALUATION BASIS FOR NET DEBT COMPUTATION</b>	373,982,300	<b>ASSETS</b>	
Pensions & F. I. C. A.	167,710.00	<b>REAL PROPERTY VALUATIONS</b>		Cash	1,306,289.79
Employee Fringe Benefits	222,379.00	Code Class # of Parcels % VAL'N		Taxes Receivable	199,953.86
Other Statutory Expenditures		1 Vacant Land 150 2.72		Tax Title Liens	503.93
<b>MUNICIPAL FUNCTIONS</b>		2 Residential 1921 93.03		Foreclosed Property	60,750.00
<b>CAPITAL IMPROVEMENTS</b>		3 Farm		Emergencies & Other Deferred Charges	138,000.00
<b>DEBT SERVICE</b>		4a Commercial 36 4.15		State and Federal Aid Receivable	
Principal Payments	510,608.52	4b Industrial		Other Receivables	7,495.69
Interest Payments	94,270.76	4c Apartments 1 .10		Total	1,712,993.27
		Total	2108	<b>LIABILITIES, RESERVES, AND SURPLUS</b>	
<b>DEFERRED CHARGES</b>		Land Area 1.10 Sq. Miles		Cash Liabilities	528,203.75
SCHOOL, COUNTY, SPECIAL DISTRICT TAXES	5,066,739.89	Net Valuation Taxable-Municipal	342,303,060	Reserves for Receivables	268,703.49
RESERVE FOR UNCOLLECTED TAXES	292,066.00	Net Valuation Taxable-County	374,246,360	Surplus	916,086.04
<b>EXPENDITURES TOTAL</b>	<b>8,711,360.09</b>	State Equalized Valuation	369,805,184	Total	1,712,993.27
		State Equalization Ratio	92.55		

\*Includes County Health Service Taxes or County Open Space Tax. See Table 13.

0811

Population 1990 26,703
Population 1994 27,884
S & P Rating
Moody Rating BAA1

General Tax Rate Per \$100 2.36
State Equalized Tax Rate 2.29

MONROE TOWNSHIP - GLOUCESTER CO.
Form of Government:
Mayor-Council Plan F (OMCL 50)
Number of Members on Governing Body - 7

PER CAPITA:
Gross Debt 1,354,76
Net Debt 210,52
Debt Service 28,54
Total Tax Levy 785,23
Municipal Expenditures 558,37
PER CENT:
Gross Debt 4.14
Net Debt .64
Tax Levy Collected 92.77
Tax Levy Cancelled, Abated or Adjusted .14

Table with columns for EXPENDITURES-CURRENT YEAR, REVENUES REALIZED-CURRENT YEAR, PROPERTY TAXES-CURRENT YEAR, CAPITAL OUTLAY, CAPITAL DEBT AUTHORIZED, ENDING BALANCE, EQUALIZED VALUATION BASIS, REAL PROPERTY VALUATIONS, and CURRENT FINANCES ENDING BALANCE. Includes sub-sections like GENERAL GOVERNMENT, PUBLIC SAFETY, HEALTH and WELFARE, and REAL PROPERTY VALUATIONS with detailed line items and totals.

\*Includes County Health Service Taxes or County Open Space Tax. See Table 13.

1213  
 Population 1990 22,255  
 Population 1994 23,477  
 S & P Rating  
 Moody Rating AAA

General Tax Rate Per \$100 2.05  
 State Equalized Tax Rate 1.82

MONROE TOWNSHIP - MIDDLESEX CO.  
 Form of Government:  
 Mayor-Council Plan F (OMCL 50)  
 Number of Members on Governing Body - 5

PER CAPITA:  
 Gross Debt 952.50  
 Net Debt 671.03  
 Debt Service 65.86  
 Total Tax Levy 1,525.69  
 Municipal Expenditures 546.05

PER CENT:  
 Gross Debt 1.26  
 Net Debt .89  
 Tax Levy Collected 98.26  
 Tax Levy Cancelled, Abated or Adjusted .28

EXPENDITURES-CURRENT YEAR	REVENUES REALIZED-CURRENT YEAR	PROPERTY TAXES-CURRENT YEAR
<b>GENERAL GOVERNMENT</b>		<b>STATE EQUALIZED TAX RATE 1.82</b>
Governing Body & Public Boards 39,100.00	Property Taxes Collected 35,306,338.63	Local District School Taxes 1.02 19,005,615.00
Municipal Clerk 149,021.00	Payments in Lieu of Taxes	Regional & Consolidated School Tax
Financial Administration 149,324.00	Delinquent Tax & Lien Collections 588,933.37	School Taxes in Municipal Budget
Assessment of Taxes 127,025.80	Business Personalty Replacement Taxes 157,210.52	County Taxes .41 * 7,539,287.41
Collection of Taxes 103,037.00	Taxes from Public Utilities 1,829,388.00	County Library Taxes
Planning, Housing & Development 161,015.00	Other Miscellaneous Tax Revenues 34,093.04	Local Municipal Purpose Taxes .39 7,147,230.85
Human Resources 417,855.00	State Aid Revenues 1,093,662.44	Veteran & Senior Citizen Taxes 212,000.00
Elections 17,681.00	Federal Aid Revenues	Total Taxes for Rate Computation 1.82 33,904,133.26
General Administration (other) 1,736,208.70		Special District Taxes 1,436,762.00
<b>JUDICIARY</b>		Bank Corp. Taxes
Municipal Courts 118,254.00	Sale of Acquired Property	Added end Omitted Taxes 689,774.18
<b>PUBLIC SAFETY</b>	Other Miscellaneous Revenues 1,353,418.62	Total Taxes Levied - ABSTRACT 35,818,669.44
Fire Protection 2,434,726.03	Total 40,363,044.62	Total Taxes Billed 35,932,137.81
Police Protection	Prior Years Surplus Appropriated 639,824.00	<b>TAXES COLLECTED 35,306,338.63</b>
Civil Defense & Disaster Control 34,536.00	<b>REVENUES TOTAL 41,002,868.62</b>	Taxes Cancelled, Abated or Adjusted 101,190.16
Environmental Inspection & Control 321,012.29	Reserve For Uncollected Taxes 830,000.00	Transfer to Tax Title Liens or Foreclosed 56,076.69
Other Public Safety	<b>CAPITAL OUTLAY TOTAL 2,119,002.13</b>	Ending Balance 468,532.33
<b>PUBLIC WORKS</b>		<b>PRIOR YEARS TAXES OUTSTANDING</b>
Streets end Drelnage 1,482,126.10	Public Enterprises	Beginning Balance 674,733.30
Sewers and Sewege Processing	Recreation-Culture 18,913.20	Collected 554,917.29
Gerbage and Trash Disposal	Public Works 932,577.22	Cancelled, Abated or Adjusted 50,011.47
Public Buildings end Grounds 139,451.00	Buildings end Grounds 1,167,511.71	Transfers to Tax Title Liens or Foreclosed 63,591.20
Other Public Works 50,000.00	Library end Education	Ending Balance 6,213.35
<b>HEALTH end WELFARE</b>	Conservation	<b>TAX TITLE LIENS OUTSTANDING</b>
Health Services Except Environmental 43,527.00	All Other	Beginning Balance 133,326.25
Welfare-Public Assistance 7,651.00		Transfer From Taxes 148,481.16
Hospital, Clinics, First Aid	<b>CAPITAL DEBT AUTHORIZED, ENDING BALANCE</b>	Redeemed 34,016.09
Animal, Insect, & Rodent Control 4,135.00	<b>ISSUED AND UNISSUED GROSS DEBT NET DEBT</b>	Cancelled, Abated or Adjusted
Other Welfare Services 1,000.00	School 6,608,100	Transfers to Foreclosed Property 24,605.48
<b>RECREATION and CONSERVATION</b>	Self-Liquidating	Ending Balance 223,185.84
Beaches end Boardwalks	Other 15,753,839	
Parks, Playgrounds, Shede Trees 14,196.55	Total 22,361,939	15,753,839
Land Reclamation & Conservation 140,168.79		<b>PROPERTY ACQUIRED BY DEED OR FORECLOSURE</b>
Other Recreational Services 369,956.00	<b>ISSUED AND OUTSTANDING</b>	Beginning Balance 802,254.52
<b>EDUCATION (excluding schools)</b>	School 6,608,100.00	Transfers From Taxes or Liens 24,605.48
Librerles 591,059.00	Self-Liquidating	Sale for Cash
Other Educational Services	Other 15,287,825.00	Cancelled, Abated or Adjusted
<b>STATUTORY EXPENDITURES</b>	Total 21,895,925.00	Ending Balance 826,860.00
Pensions & F. I. C. A. 520,600.00	<b>EQUALIZED VALUATION BASIS FOR NET DEBT COMPUTATION 1,777,676,163</b>	<b>CURRENT FINANCES ENDING BALANCE</b>
Employee Fringe Benefits 753,825.00		<b>ASSETS</b>
Other Statutory Expenditures	<b>REAL PROPERTY VALUATIONS</b>	Cash 2,482,985.87
<b>MUNICIPAL FUNCTIONS TOTAL 9,917,491.26</b>	Code Class # of Parcels % VAL'N ASSESSED VALUATION	Taxes Receivable 474,745.68
<b>CAPITAL IMPROVEMENTS *MEMO* 106,000.00</b>	1 Vacent Lend 2205 3.43 56,085,300.00	Tax Title Liens 223,185.84
<b>DEBT SERVICE</b>	2 Residential 10095 72.87 1,192,303,400.00	Foreclosed Property 826,860.00
Princlip Payments 805,000.00	3 Ferm 713 2.87 46,950,300.00	Emergencies & Other Deferred Charges 641,800.00
Interest Payments 741,178.23	4a Commercial 207 13.40 219,212,600.00	State end Federal Aid Receivable 3,170.66
	4b Industrial 45 7.44 121,737,100.00	Other Receivabls 3,737.68
	4c Apertments	Total 4,656,485.73
	Total 13265 1,636,288,700.00	<b>LIABILITIES, RESERVES, AND SURPLUS</b>
<b>DEFERRED CHARGES 525,870.87</b>	Land Area 41.80 Sq. Miles	Cash Liabilities 1,240,202.87
<b>SCHOOL, COUNTY, SPECIAL DISTRICT TAXES 27,981,654.41</b>	Net Valuation Taxable-Municipal 1,647,368,663	Reserves for Receivabls 1,528,529.20
<b>RESERVE FOR UNCOLLECTED TAXES 830,000.00</b>	Net Valuation Taxable-County 1,749,566,389	Surplus 1,887,753.66
<b>EXPENDITURES TOTAL 40,801,204.77</b>	State Equalized Valuation 1,854,785,540	Total 4,656,485.73
	State Equalization Ratio 88.75	

\*Includes County Health Service Taxes or County Open Space Tax. See Table 13.

1914

Population 1990 2,832  
 Population 1994 3,001  
 S & P Rating  
 Moody Rating 3AA1

General Tax Rate Per \$100 2.27  
 State Equalized Tax Rate 2.11

**MONTAGUE TWP. - SUSSEX CO.**  
 Form of Government:  
**Township Committee**  
 Number of Members on Governing Body - 3

PER CAPITA:  
 Gross Debt 808.02  
 Net Debt 666.40  
 Debt Service 81.00  
 Total Tax Levy 1,485.90  
 Municipal Expenditures 721.04

PER CENT:  
 Gross Debt 1.19  
 Net Debt .98  
 Tax Levy Collected 86.61  
 Tax Levy Cancelled, Abated or Adjusted

EXPENDITURES-CURRENT YEAR		REVENUES REALIZED-CURRENT YEAR		PROPERTY TAXES-CURRENT YEAR	
<b>GENERAL GOVERNMENT</b>		<b>REVENUES REALIZED-CURRENT YEAR</b>		<b>STATE EQUALIZED TAX RATE</b> 1.30	
Governing Body & Public Boards		Property Taxes Collected	3,865,970.25	Local District School Taxes	2,717,361.50
Municipal Clerk		Payments in Lieu of Taxes		Regional & Consolidated School Tax	
Financial Administration	37,666.34	Delinquent Tax & Lien Collections	535,272.23	School Taxes In Municipal Budget	
Assessment of Taxes	24,799.00	Business Personalty Replacement Taxes	12,412.08	County Taxes	.44 *
Collection of Taxes	45,102.66	Taxes from Public Utilities	228,972.00	County Library Taxes	.04
Planning, Housing & Development	229,921.00	Other Miscellaneous Tax Revenues		Local Municipal Purpose Taxes	.34
Human Resources	8,627.00	State Aid Revenues	474,663.04	Veteran & Senior Citizen Taxes	
Elections	1,000.00	Federal Aid Revenues		Total Taxes for Rate Computation	2.12
General Administration (other)	204,954.00			Special District Taxes	
<b>JUDICIARY</b>		Sale of Acquired Property	216,744.34	Bank Corp. Taxes	
Municipal Courts	27,959.00	Other Miscellaneous Revenues	5,332,033.94	Added and Omitted Taxes	42,766.18
<b>PUBLIC SAFETY</b>			Total	Total Taxes Levied - ABSTRACT	4,459,188.89
Fire Protection	82,081.00	Prior Years Surplus Appropriated	142,116.00	Total Taxes Billed	4,463,747.04
Police Protection	3,500.00	<b>REVENUES TOTAL</b>	5,474,149.94	<b>TAXES COLLECTED</b>	3,865,970.25
Civil Defense & Disaster Control	2,750.00	Reserve For Uncollected Taxes	567,129.00	Taxes Cancelled, Abated or Adjusted	
Environmental Inspection & Control	49,310.00	<b>CAPITAL OUTLAY TOTAL</b>	105,244.44	Transfer to Tax Title Liens or Foreclosed	21,828.72
Other Public Safety				Ending Balance	575,948.07
<b>PUBLIC WORKS</b>		Public Enterprises		<b>PRIOR YEARS TAXES OUTSTANDING</b>	
Streets and Drainage	284,425.00	Recreation-Culture		Beginning Balance	459,680.34
Sewers and Sewage Processing	17,595.00	Public Works	69,892.87	Collected	408,393.33
Garbage and Trash Disposal	12,000.00	Buildings and Grounds	35,351.57	Cancelled, Abated or Adjusted	
Public Buildings and Grounds	40,100.00	Library and Education		Transfers to Tax Title Liens or Foreclosed	20,518.72
Other Public Works		Conservation		Ending Balance	30,768.29
<b>HEALTH and WELFARE</b>		All Other		<b>TAX TITLE LIENS OUTSTANDING</b>	
Health Services Except Environmental	13,953.00			Beginning Balance	192,995.91
Welfare-Public Assistance	1,550.00	<b>CAPITAL DEBT AUTHORIZED, ENDING BALANCE</b>		Transfer From Taxes	44,579.41
Hospital, Clinics, First Aid		<b>ISSUED AND UNISSUED GROSS DEBT</b>		Redeemed	126,878.90
Animal, Insect, & Rodent Control	4,500.00	School	425,000	Cancelled, Abated or Adjusted	
Other Welfare Services		Self-Liquidating		Transfers to Foreclosed Property	
<b>RECREATION and CONSERVATION</b>		Other	1,999,855	Ending Balance	110,696.42
Beeches and Boardwalks		Total	2,424,855	<b>PROPERTY ACQUIRED BY DEED OR FORECLOSURE</b>	
Perks, Playgrounds, Shade Trees		<b>ISSUED AND OUTSTANDING</b>		Beginning Balance	
Land Reclamation & Conservation	720.00	School		Transfers From Taxes or Liens	
Other Recreational Services	12,825.00	Self-Liquidating		Sale for Cash	
<b>EDUCATION (excluding schools)</b>		Other		Cancelled, Abated or Adjusted	
Libraries		Total		Ending Balance	
Other Educational Services	750.00	<b>EQUALIZED VALUATION BASIS FOR NET DEBT COMPUTATION</b>	203,250,245	<b>CURRENT FINANCES ENDING BALANCE ASSETS</b>	
<b>STATUTORY EXPENDITURES</b>		<b>REAL PROPERTY VALUATIONS</b>		Cash	533,914.07
Pensions & F. I. C. A.	39,500.00	Code Class # of Parcels % VAL'N	ASSESSED VALUATION	Texas Receivable	606,716.36
Employee Fringe Benefits	92,250.00	1 Vacant Land 1286 13.61	26,238,180.00	Tax Title Liens	110,696.42
Other Statutory Expenditures	1,000.00	2 Residential 1407 73.87	142,409,130.00	Foreclosed Property	
<b>MUNICIPAL FUNCTIONS TOTAL</b>	1,238,836.00	3 Farm 145 2.79	5,370,853.00	Emergencies & Other Deferred Charges	15,000.00
<b>CAPITAL IMPROVEMENTS *MEMO*</b>		4a Commercial 47 8.51	16,397,600.00	State and Federal Aid Receivable	16,296.33
<b>DEBT SERVICE</b>		4b Industrial 5 .98	1,895,000.00	Other Receivables	3,387.86
Principle Payments	115,000.00	4c Apartments 2 .25	473,000.00	Total	1,286,011.04
Interest Payments	128,073.26	Total	192,783,763.00	<b>LIABILITIES, RESERVES, AND SURPLUS</b>	
<b>DEFERRED CHARGES</b>	114,803.00	Land Area 45.20 Sq. Miles		Cash Liabilities	271,125.96
SCHOOL, COUNTY, SPECIAL DISTRICT TAXES	3,712,116.71	Net Valuation Taxable-Municipal	193,902,667	Reserves for Receivables	720,800.64
RESERVE FOR UNCOLLECTED TAXES	567,129.00	Net Valuation Taxable-County	204,231,359	Surplus	294,084.44
<b>EXPENDITURES TOTAL</b>	5,875,951.97	State Equalized Valuation	208,235,108	Total	1,286,011.04
		State Equalization Ratio	93.08		

0713

Population 1990 **37,729**  
 Population 1994 **36,816**  
 S & P Rating **AA**  
 Moody Rating **AAA**

General Tax Rate Per \$100. **3.03**  
 State Equalized Tax Rate **2.99**

**MONTCLAIR TOWNSHIP - ESSEX COUNTY**  
 Form of Government:  
**Council-Manager Plan C (OMCL 50)**  
 Number of Members on Governing Body - 7

PER CAPITA: Gross Debt **1,294.46** PER CENT: Gross Debt **1.67**  
 Net Debt **701.31** Net Debt **.90**  
 Debt Service **138.65** Tax Levy Collected **96.32**  
 Total Tax Levy **2,320.62** Tax Levy Cancelled, Abated or Adjusted **.99**  
 Municipal Expenditures **1,096.57**

EXPENDITURES-CURRENT YEAR		REVENUES REALIZED-CURRENT YEAR		PROPERTY TAXES-CURRENT YEAR	
<b>GENERAL GOVERNMENT</b>				<b>STATE EQUALIZED TAX RATE</b>	
Governing Body & Public Boards	43,150.00	Property Taxes Collected	82,290,469.04	Local District School Taxes	1.47 42,058,236.00
Municipal Clerk	179,179.28	Payments in Lieu of Taxes	267,476.50	Regional & Consolidated School Tax	
Financial Administration	356,146.17	Delinquent Tax & Lien Collections	2,304,988.51	School Taxes in Municipal Budget	.07 2,091,535.44
Assessment of Taxes	151,218.29	Business Personalty Replacement Taxes	393,965.72	County Taxes	.70 * 19,913,065.16
Collection of Taxes	92,147.48	Taxes from Public Utilities	2,099,267.00	County Library Taxes	
Planning, Housing & Development	476,490.95	Other Miscellaneous Tax Revenues		Local Municipal Purpose Taxes	.74 21,114,376.13
Human Resources	453,191.50	State Aid Revenues	3,436,028.86	Veteran & Senior Citizen Taxes	141,250.00
Elections	17,666.36	Federal Aid Revenues		Total Taxes for Rate Computation	2.98 85,318,462.73
General Administration (other)	4,438,292.57			Special District Taxes	
<b>JUDICIARY</b>		Sale of Acquired Property		Bank Corp. Taxes	
Municipal Courts	377,526.92	Other Miscellaneous Revenues	4,314,928.90	Added and Omitted Taxes	258,802.24
<b>PUBLIC SAFETY</b>		Total	95,107,124.53	Total Taxes Levied - ABSTRACT	85,436,014.97
Fire Protection	4,792,479.65	Prior Years Surplus Appropriated	4,701,700.00	Total Taxes Billed	85,436,014.97
Police Protection	6,311,995.54	REVENUES TOTAL	99,808,824.53	TAXES COLLECTED	82,290,469.04
Civil Defense & Disaster Control		Reserve For Uncollected Taxes	3,890,200.00	Taxes Cancelled, Abated or Adjusted	845,202.24
Environmental Inspection & Control	309,841.68			Transfer to Tax Title Liens or Foreclosed	26,510.98
Other Public Safety		<b>CAPITAL OUTLAY TOTAL</b>	<b>3,182,030.46</b>	Ending Balance	2,273,832.71
<b>PUBLIC WORKS</b>		Public Enterprises		<b>PRIOR YEARS TAXES OUTSTANDING</b>	
Streets and Drainage	1,041,955.87	Recreation-Culture	7,578.50	Beginning Balance	2,391,978.85
Sewers and Sewage Processing	1,659,411.43	Public Works	328,798.75	Collected	2,233,530.27
Garbage and Trash Disposal	3,068,569.59	Buildings and Grounds	1,899,918.46	Cancelled, Abated or Adjusted	1,087.94
Public Buildings and Grounds	453,217.36	Library and Education	945,734.75	Transfers to Tax Title Liens or Foreclosed	6,285.43
Other Public Works	278,603.38	Conservation		Ending Balance	151,075.21
<b>HEALTH and WELFARE</b>		All Other		<b>TAX TITLE LIENS OUTSTANDING</b>	
Health Services Except Environmental	870,454.54			Beginning Balance	186,192.82
Welfare-Public Assistance	152,888.23	<b>CAPITAL DEBT AUTHORIZED, ENDING BALANCE</b>		Transfer From Taxes	33,997.32
Hospital, Clinics, First Aid		ISSUED AND UNISSUED		Redeemed	71,458.24
Animal, Insect, & Rodent Control	59,567.16	School	18,483,488	Cancelled, Abated or Adjusted	
Other Welfare Services		Self-Liquidating	3,353,963	Transfers to Foreclosed Property	
<b>RECREATION and CONSERVATION</b>		Other	25,819,359	Ending Balance	148,731.90
Beeches and Boardwalks		Total	47,656,810	<b>PROPERTY ACQUIRED BY DEED OR FORECLOSURE</b>	
Parks, Playgrounds, Shade Trees	508,656.31	ISSUED AND OUTSTANDING		Beginning Balance	135,400.00
Land Reclamation & Conservation	328,300.39	School	17,000,214.00	Transfers From Taxes or Liens	
Other Recreational Services	538,994.64	Self-Liquidating	2,461,963.00	Sale for Cash	
<b>EDUCATION (excluding schools)</b>		Other	21,047,313.06	Cancelled, Abated or Adjusted	
Libraries	1,975,768.00	Total	40,509,490.06	Ending Balance	135,400.00
Other Educational Services		<b>EQUALIZED VALUATION BASIS FOR NET DEBT COMPUTATION</b>	<b>2,856,674,371</b>	<b>CURRENT FINANCES ENDING BALANCE</b>	
<b>STATUTORY EXPENDITURES</b>		<b>REAL PROPERTY VALUATIONS</b>		<b>ASSETS</b>	
Pensions & F. I. C. A.	2,414,306.49	Code Class # of Parcels % VAL'N	ASSESSED VALUATION	Cash	6,436,026.05
Employee Fringe Benefits		1 Vacant Land 362 .78	21,801,700.00	Taxes Receivable	2,424,907.92
Other Statutory Expenditures	1,000.00	2 Residential 9284 85.26	2,385,177,600.00	Tax Title Liens	148,731.90
<b>MUNICIPAL FUNCTIONS TOTAL</b>	<b>31,351,019.78</b>	3 Farm		Foreclosed Property	135,400.00
<b>CAPITAL IMPROVEMENTS *MEMO*</b>	<b>92,566.00</b>	4a Commercial 573 9.06	253,401,100.00	Emergencies & Other Deferred Charges	
<b>DEBT SERVICE</b>		4b Industrial 4 .11	3,159,500.00	State and Federal Aid Receivable	41,863.59
Principal Payments	3,144,684.92	4c Apartments 160 4.79	133,878,900.00	Other Receivables	274,387.56
Interest Payments	1,959,828.77	Total 10383	2,797,418,800.00	Total	9,461,317.02
<b>TYPE I SCHL DEBT *MEMO</b>	<b>2,212,052.44</b>	Land Area 6.20 Sq. Miles		<b>LIABILITIES, RESERVES, AND SURPLUS</b>	
<b>DEFERRED CHARGES</b>	<b>25,435.34</b>	Net Valuation Taxable-Municipal	2,814,982,500	Cash Liabilities	2,833,429.25
<b>SCHOOL, COUNTY, SPECIAL DISTRICT TAXES</b>	<b>64,062,836.60</b>	Net Valuation Taxable-County	2,872,854,724	Reserves for Receivables	2,844,737.61
<b>RESERVE FOR UNCOLLECTED TAXES</b>	<b>3,890,200.00</b>	State Equalized Valuation	2,855,092,292	Surplus	3,783,150.16
<b>EXPENDITURES TOTAL</b>	<b>104,434,005.41</b>	State Equalization Ratio	98.59	Total	9,461,317.02

\* ABOVE DEBT SERVICE INCLUDES TYPE I SCHOOL DEBT

1813

Population 1990 9,612  
 Population 1994 10,509  
 S & P Rating  
 Moody Rating AA

General Tax Rate Per \$100. 2.36  
 State Equalized Tax Rate 1.87

**MONTGOMERY TWP. - SOMERSET CO.**  
 Form of Government:  
**Township Committee**  
 Number of Members on Governing Body - 5

PER CAPITA: PER CENT:  
 Gross Debt 1,327.20 Gross Debt 1.21  
 Net Debt 1,265.57 Net Debt 1.16  
 Debt Service 146.30 Tax Levy Collected 98.01  
 Total Tax Levy 2,260.23 Tax Levy Cancelled, Abated  
 Municipal Expenditures 957.65 or Adjusted .11

EXPENDITURES-CURRENT YEAR		REVENUES REALIZED-CURRENT YEAR		PROPERTY TAXES-CURRENT YEAR	
<b>GENERAL GOVERNMENT</b>		<b>REVENUES REALIZED-CURRENT YEAR</b>		<b>STATE EQUALIZED TAX RATE</b>	
Governing Body & Public Boards		Property Taxes Collected	23,317,900.72	Local District School Taxes	1.12 13,601,812.00
Municipal Clerk	87,656.00	Payments In Lieu of Taxes		Regional & Consolidated School Tax	
Financial Administration	234,068.04	Delinquent Tax & Lien Collections	631,164.88	School Taxes in Municipal Budget	
Assessment of Taxes	96,223.00	Business Personalty Replacement Taxes	124,741.92	County Taxes	.42 * 5,101,901.30
Collection of Taxes	33,061.00	Taxes from Public Utilities	1,238,289.00	County Library Taxes	.03 420,916.77
Planning, Housing & Development	174,630.00	Other Miscellaneous Tax Revenues		Local Municipal Purpose Taxes	.30 3,705,524.06
Human Resources	62,138.00	State Aid Revenues	608,957.34	Veteran & Senior Citizen Taxes	
Elections		Federal Aid Revenues		Total Taxes for Rate Computation	1.87 22,861,654.13
General Administration (other)	1,400,621.00	Sale of Acquired Property		Special District Taxes	
<b>JUDICIARY</b>		Other Miscellaneous Revenues	2,270,101.90	Bank Corp. Taxes	
Municipal Courts	100,144.00	Total	28,191,155.76	Added and Omitted Taxes	501,331.58
<b>PUBLIC SAFETY</b>		Prior Years Surplus Appropriated	2,622,398.00	Total Taxes Levied - ABSTRACT	23,752,735.71
Fire Protection	311,771.00	REVENUES TOTAL	30,813,553.76	Total Taxes Billed	23,790,234.81
Police Protection	1,666,890.04	Reserve For Uncollected Taxes	1,583,224.58	TAXES COLLECTED	23,317,900.72
Civil Defense & Disaster Control	3,500.00	<b>CAPITAL OUTLAY TOTAL</b>		Taxes Cancelled, Abated or Adjusted	26,823.73
Environmental Inspection & Control	221,319.00	Public Enterprises		Transfer to Tax Title Liens or Foreclosed	1,131.29
Other Public Safety		Recreation-Culture		Ending Balance	444,379.07
<b>PUBLIC WORKS</b>		Public Works	209,721.03	<b>PRIOR YEARS TAXES OUTSTANDING</b>	
Streets and Drainage	529,329.93	Buildings and Grounds	1,805,915.67	Beginning Balance	677,862.19
Sewers and Sewage Processing	46,500.00	Library and Education		Collected	631,164.88
Garbage and Trash Disposal	73,300.00	Conservation		Cancelled, Abated or Adjusted	14,310.87
Public Buildings and Grounds	180,025.00	All Other		Transfers to Tax Title Liens or Foreclosed	676.22
Other Public Works		<b>CAPITAL DEBT AUTHORIZED, ENDING BALANCE</b>		Ending Balance	31,710.22
<b>HEALTH and WELFARE</b>		ISSUED AND UNISSUED		<b>TAX TITLE LIENS OUTSTANDING</b>	
Health Services Except Environmental	176,334.00	School		Beginning Balance	3,097.53
Welfare-Public Assistance	5,365.00	Self-Liquidating		Transfer From Taxes	1,807.51
Hospital, Clinics, First Aid		Other	13,947,524	Redeemed	
Animal, Insect, & Rodent Control	11,300.00	Total	13,947,524	Cancelled, Abated or Adjusted	
Other Welfare Services		<b>ISSUED AND OUTSTANDING</b>		Transfers to Foreclosed Property	
<b>RECREATION and CONSERVATION</b>		School		Ending Balance	4,905.04
Beaches and Boardwalks		Self-Liquidating		<b>PROPERTY ACQUIRED BY DEED OR FORECLOSURE</b>	
Perks, Playgrounds, Shade Trees	164,005.00	Other	10,442,500.00	Beginning Balance	115,210.00
Land Reclamation & Conservation	10,900.00	Total	10,442,500.00	Transfers From Taxes or Liens	
Other Recreational Services	367,275.00	<b>EQUALIZED VALUATION BASIS FOR NET DEBT COMPUTATION</b>		Sale for Cash	
<b>EDUCATION (excluding schools)</b>		REAL PROPERTY VALUATIONS		Cancelled, Abated or Adjusted	
Libraries	10,000.00	Code	Class	# of Parcels	% VAL'N
Other Educational Services	145,924.00	1	Vacant Land	946	7.15
<b>STATUTORY EXPENDITURES</b>		2	Residential	3217	69.31
Pensions & F. I. C. A.	369,000.00	3	Fern	391	2.73
Employee Fringe Benefits	462,000.00	4a	Commercial	157	15.34
Other Statutory Expenditures		4b	Industrial	2	4.81
<b>MUNICIPAL FUNCTIONS TOTAL</b>		4c	Apartments	1	.66
CAPITAL IMPROVEMENTS	77,000.00	Total		4714	
DEBT SERVICE		Land Area	32.80	Sq Miles	
Principal Payments	1,075,000.00	Net Valuation Taxable-Municipal		964,680,288	
Interest Payments	462,484.56	Net Valuation Taxable-County		1,201,548,787	
<b>DEFERRED CHARGES</b>		State Equalized Valuation		1,218,506,871	
SCHOOL, COUNTY, SPECIAL DISTRICT TAXES	19,545,880.07	State Equalization Ratio		79.10	
RESERVE FOR UNCOLLECTED TAXES	1,583,224.58	<b>EXPENDITURES TOTAL</b>		29,609,866.22	
<b>ASSETS</b>		<b>LIABILITIES, RESERVES, AND SURPLUS</b>			
Cash	7,239,359.69	Cash Liabilities	2,131,328.10		
Taxes Receivable	476,089.29	Reserves for Receivables	639,828.81		
Tax Title Liens	4,905.04	Surplus	5,210,162.43		
Foreclosed Property	115,210.00	Total	7,981,319.34		
Emergencies & Other Deferred Charges					
State and Federal Aid Receivable	102,130.84				
Other Receivables	43,624.48				
Total	7,981,319.34				

0236

Population 1990 6,946  
 Population 1984 7,054  
 S & P Rating  
 Moody Rating A1

General Tax Rate Per \$100 1.97  
 State Equalized Tax Rate 2.07

**MONTVALE BOROUGH - BERGEN COUNTY**

Form of Government:  
**Borough Council**

Number of Members on Governing Body - 6

PER CAPITA:

Gross Debt 680.50  
 Net Debt 677.46  
 Debt Service 116.22  
 Total Tax Levy 2,961.34  
 Municipal Expenditures 1,200.52

PER CENT:

Gross Debt .44  
 Net Debt .43  
 Tax Levy Collected 97.17  
 Tax Levy Cancelled, Abated or Adjusted 1.05

EXPENDITURES-CURRENT YEAR		REVENUES REALIZED-CURRENT YEAR		PROPERTY TAXES-CURRENT YEAR	
<b>GENERAL GOVERNMENT</b>		<b>REVENUES REALIZED-CURRENT YEAR</b>		<b>STATE EQUALIZED TAX RATE</b>	
Governing Body & Public Boards		Property Taxes Collected	20,350,950.00	Local District School Taxes	.53 6,340,188.00
Municipal Clerk		Payments in Lieu of Taxes		Regionel & Consolidated School Tax	.61 6,172,764.89
Financial Administration	44,350.00	Delinquent Tax & Lien Collections	412,820.00	School Taxes in Municipal Budget	
Assessment of Taxes	243,813.00	Business Personality Replacement Taxes	149,682.00	County Taxes	.28 * 2,808,408.95
Collection of Taxes	71,175.00	Taxes from Public Utilities	1,065,194.00	County Library Taxes	
Planning, Housing & Development	91,265.00	Other Miscellaneous Tax Revenues		Local Municipal Purpose Taxes	.55 5,529,244.00
Human Resources	88,983.00	State Aid Revenues	760,683.00	Veteran & Senior Citizen Taxes	31,650.00
Elections	2,620.00	Federal Aid Revenues		Total Taxes for Rate Computation	2.07 20,882,255.84
General Administration (other)	668,320.00			Special District Taxes	
<b>JUDICIARY</b>		Sale of Acquired Property		Bank Corp. Taxes	
Municipal Courts	150,032.00	Other Miscellaneous Revenues	588,226.00	Added and Omitted Taxes	38,695.00
<b>PUBLIC SAFETY</b>		Total	23,327,555.00	Total Taxes Levied - ABSTRACT	20,889,300.84
Fire Protection	229,990.00	Prior Years Surplus Appropriated	100,000.00	Total Taxes Billed	20,944,145.00
Police Protection	1,566,402.00	<b>REVENUES TOTAL</b>	23,427,555.00	<b>TAXES COLLECTED</b>	20,350,950.00
Civil Defense & Disaster Control	9,850.00	Reserve For Uncollected Taxes	871,108.00	Taxes Cancelled, Abated or Adjusted	220,657.00
Environmental Inspection & Control	103,807.00			Transfer to Tax Title Liens or Foreclosed	
Other Public Safety		<b>CAPITAL OUTLAY TOTAL</b>	833,481.00	Ending Balance	372,538.00
<b>PUBLIC WORKS</b>				<b>PRIOR YEARS TAXES OUTSTANDING</b>	
Streets and Drainage	496,075.00	Public Enterprises		Beginning Balance	412,820.00
Sewers and Sewage Processing	1,321,102.00	Recreation-Culture		Collected	412,820.00
Garbage and Trash Disposal	308,472.00	Public Works	572,795.00	Cancelled, Abated or Adjusted	
Public Buildings and Grounds	41,695.00	Buildings and Grounds	146,252.00	Transfers to Tax Title Liens or Foreclosed	
Other Public Works	65,700.00	Library and Education	114,434.00	Ending Balance	
<b>HEALTH and WELFARE</b>		Conservation		<b>TAX TITLE LIENS OUTSTANDING</b>	
Health Services Except Environmental	38,292.00	All Other		Beginning Balance	
Welfare-Public Assistance	8,625.00			Transfer From Taxes	
Hospital, Clinics, First Aid		<b>CAPITAL DEBT AUTHORIZED, ENDING BALANCE</b>		Redeemed	
Animal, Insect, & Rodent Control	8,000.00	ISSUED AND UNISSUED		Cancelled, Abated or Adjusted	
Other Welfare Services		School		Transfers to Foreclosed Property	
<b>RECREATION and CONSERVATION</b>		Self-Liquidating		Ending Balance	
Beaches and Boardwalks		Other	4,800,274	<b>PROPERTY ACQUIRED BY DEED OR</b>	
Perks, Playgrounds, Shade Trees	12,600.00	Total	4,800,274	<b>FORECLOSURE</b>	
Land Reclamation & Conservation	400.00			Beginning Balance	70,600.00
Other Recreational Services	96,900.00	ISSUED AND OUTSTANDING		Transfers From Taxes or Liens	
<b>EDUCATION (excluding schools)</b>		School		Sale for Cash	
Libraries	406,240.00	Self-Liquidating		Cancelled, Abated or Adjusted	
Other Educational Services	6,800.00	Other		Ending Balance	70,600.00
<b>STATUTORY EXPENDITURES</b>		Total	4,612,000.00	<b>CURRENT FINANCES ENDING BALANCE</b>	
Pensions & F. I. C. A.	275,992.00	<b>EQUALIZED VALUATION BASIS</b>		<b>ASSETS</b>	
Employee Fringe Benefits	363,354.00	FOR NET DEBT COMPUTATION	1,098,583,600	Cash	4,249,399.00
Other Statutory Expenditures		<b>REAL PROPERTY VALUATIONS</b>		Taxes Receivable	372,538.00
<b>MUNICIPAL FUNCTIONS TOTAL</b>	6,720,844.00	Code Class # of Parcels % VAL'N ASSESSED VALUATION		Tax Title Liens	
<b>CAPITAL IMPROVEMENTS *MEMO*</b>	34,076.00	1 Vacant Land 111 1.93 20,422,600.00		Foreclosed Property	70,600.00
<b>DEBT SERVICE</b>		2 Residential 2224 55.90 591,473,400.00		Emergencies & Other Deferred Charges	76,000.00
Principal Payments	525,000.00	3 Farm 16 .09 888,100.00		State and Federal Aid Receivable	17,319.00
Interest Payments	294,814.00	4a Commercial 115 40.61 429,632,300.00		Other Receivables	22,154.00
		4b Industrial 6 .81 8,617,600.00		Total	4,808,010.00
		4c Apartments 1 .66 7,000,000.00		<b>LIABILITIES, RESERVES, AND SURPLUS</b>	
		Total 2473 1,058,034,000.00		Cash Liabilities	3,516,426.00
<b>DEFERRED CHARGES</b>	56,707.00	Land Area 4.00 Sq. Miles		Reserves for Receivables	465,292.00
SCHOOL, COUNTY, SPECIAL DISTRICT TAXES	15,321,361.84	Net Valuation Taxable-Municipal	1,061,190,374	Surplus	826,292.00
RESERVE FOR UNCOLLECTED TAXES	871,108.00	Net Valuation Taxable-County	1,008,802,128	Total	4,808,010.00
<b>EXPENDITURES TOTAL</b>	23,789,834.84	State Equalized Valuation	1,010,999,773		
		State Equalization Ratio	104.98		

1421

Population 1990 15,600  
 Population 1994 18,168  
 S & P Rating A+  
 Moody Rating A1

General Tax Rate Per \$100. 3.07  
 State Equalized Tax Rate 1.80

**MONTVILLE TWP. - MORRIS CO.**  
 Form of Government:  
**Special Charter (P.L. 1974 c. 95)**  
 Number of Members on Governing Body - 5

PER CAPITA: PER CENT.  
 Gross Debt 994.26 Gross Debt 1.04  
 Net Debt 973.79 Net Debt 1.02  
 Debt Service 60.48 Tax Levy Collected 97.64  
 Total Tax Levy 1,853.45 Tax Levy Cancelled, Abated or Adjusted  
 Municipal Expenditures 586.30 1.13

EXPENDITURES-CURRENT YEAR		REVENUES REALIZED-CURRENT YEAR		PROPERTY TAXES-CURRENT YEAR	
<b>GENERAL GOVERNMENT</b>		<b>REVENUES REALIZED-CURRENT YEAR</b>		<b>STATE EQUALIZED TAX RATE</b>	
Governing Body & Public Boards	42,700.00	Property Taxes Collected	32,981,725.21	Local District School Taxes	1.27
Municipal Clerk	156,238.00	Payments in Lieu of Taxes		Regional & Consolidated School Tax	
Financial Administration	145,840.00	Delinquent Tax & Lien Collections	917,885.08	School Taxes in Municipal Budget	
Assessment of Taxes	56,692.00	Business Personalty Replacement Taxes	184,355.56	County Taxes	0.29
Collection of Taxes	97,798.00	Taxes from Public Utilities	2,150,906.00	County Library Taxes	
Planning, Housing & Development	126,473.95	Other Miscellaneous Tax Revenues		Local Municipal Purpose Taxes	0.24
Human Resources	162,530.33	State Aid Revenues	712,532.01	Veteran & Senior Citizen Taxes	
Elections	3,950.39	Federal Aid Revenues		Total Taxes for Rate Computation	1.80
General Administration (other)	708,967.29			Special District Taxes	984,528.00
<b>JUDICIARY</b>		Sale of Acquired Property		Bank Corp. Taxes	
Municipal Courts	90,546.61	Other Miscellaneous Revenues	1,391,223.04	Add and Omitted Taxes	577,273.32
<b>PUBLIC SAFETY</b>				Total Taxes Levied - ABSTRACT	33,673,500.63
Fire Protection		Total	38,338,625.90	Total Taxes Billad	33,780,138.53
Police Protection	2,379,100.98	Prior Years Surplus Appropriated	1,500,000.00	TAXES COLLECTED	32,981,725.21
Civil Defense & Disaster Control	1,000.00	REVENUES	39,838,626.90	Taxes Cancelled, Abated or Adjusted	59,506.24
Environmental Inspection & Control	143,211.00	Rasarya For Uncollected Taxes	1,575,000.00	Transfer to Tax Title Liens or Foreclosed	46,695.24
Other Public Safety				Ending Balance	692,211.84
<b>PUBLIC WORKS</b>		<b>CAPITAL OUTLAY</b>	<b>TOTAL</b>	<b>PRIOR YEARS TAXES OUTSTANDING</b>	
Streets and Drainage	868,750.00		5,108,394.28	Beginning Balance	1,081,938.15
Sewers and Sewage Processing	621,176.93	Public Enterprises		Collected	889,299.48
Garbage and Trash Disposal	90,899.98	Recreation-Culture		Cancelled, Abated or Adjusted	789.53
Public Buildings and Grounds	207,238.00	Public Works	289.22	Transfers to Tax Title Liens or Foreclosed	1,001.11
Other Public Works		Buildings and Grounds	2,525,753.53	Ending Balance	190,848.03
<b>HEALTH and WELFARE</b>		Library and Education	2,582,351.53	<b>TAX TITLE LIENS OUTSTANDING</b>	
Health Services Except Environmental	265,775.00	Conservation		Beginning Balance	198,724.12
Welfare-Public Assistance	5,050.00	All Other		Transfer From Taxes	47,838.30
Hospital, Clinics, First Aid	9,000.00			Redeemed	28,585.60
Animal, Insect, & Rodent Control	7,233.75			Cancelled, Abated or Adjusted	
Other Welfare Services		<b>CAPITAL DEBT AUTHORIZED, ENDING BALANCE</b>		Transfers to Foreclosed Property	
<b>RECREATION and CONSERVATION</b>		<b>ISSUED AND UNISSUED</b>	<b>GROSS DEBT</b>	Ending Balance	217,976.82
Beaches and Boardwalks		School	372,000	<b>PROPERTY ACQUIRED BY DEED OR FORECLOSURE</b>	
Perks, Playgrounds, Shade Trees		Self-Liquidating		Beginning Balance	54,500.00
Land Reclamation & Conservation	844.00	Other	17,691,749	Transfers From Taxes or Liens	
Other Recreational Services	148,795.36	Total	18,063,749	Sale for Cash	
<b>EDUCATION (excluding schools)</b>				Cancelled, Abated or Adjusted	
Libraries	563,638.00	<b>ISSUED AND OUTSTANDING</b>		Transfers to Foreclosed Property	
Other Educational Services	2,750.00	School	372,000.00	Ending Balance	54,500.00
<b>STATUTORY EXPENDITURES</b>		Self-Liquidating		<b>CURRENT FINANCES ENDING BALANCE</b>	
Pensions & F. I. C. A.	461,036.44	Other	12,550,933.00	<b>ASSETS</b>	
Employee Fringe Benefits	610,655.00	Total	12,922,933.00	Cash	3,024,159.90
Other Statutory Expenditures	100.00	<b>EQUALIZED VALUATION BASIS</b>		Taxes Receivable	883,059.87
		<b>FOR NET DEBT COMPUTATION</b>	1,729,884,447	Tax Title Liens	217,976.82
<b>MUNICIPAL FUNCTIONS</b>		<b>REAL PROPERTY VALUATIONS</b>		Foreclosed Property	54,500.00
<b>CAPITAL IMPROVEMENTS</b>		Code Class # of Parcels % VAL'N	ASSESSED VALUATION	Emergencies & Other Deferred Charges	
<b>DEBT SERVICE</b>		1 Vacant Land 851 4.75	49,441,000.00	State and Federal Aid Receivable	
Principal Payments	550,000.00	2 Residential 5457 75.25	782,543,800.00	Other Receivables	574.83
Interest Payments	548,886.00	3 Farm 88 .35	3,656,700.00	Total	4,180,271.42
		4a Commercial 254 5.40	56,201,825.00	<b>LIABILITIES, RESERVES, AND SURPLUS</b>	
		4b Industrial 78 12.60	130,982,000.00	Cash Liabilities	1,237,015.32
		4c Apartments 1 1.64	17,084,200.00	Reserves for Receivables	1,156,111.52
		Total 6729	1,039,909,525.00	Surplus	1,787,144.58
<b>DEFERRED CHARGES</b>		Land Area 18.97 Sq. Miles		Total	4,180,271.42
SCHOOL, COUNTY, SPECIAL DISTRICT TAXES	28,835,893.53	Net Valuation Taxable-Municipal	1,044,412,666		
RESERVE FOR UNCOLLECTED TAXES	1,575,000.00	Net Valuation Taxable-County	1,742,483,366		
<b>EXPENDITURES</b>	<b>TOTAL</b>	State Equalized Valuation	1,779,395,657		
		State Equalization Ratio	58.59		

\*Includes County Health Service Taxes or County Open Specie Tax. See Table 13.

0237

Population 1990 2,817  
 Population 1994 2,863  
 S & P Rating AAA  
 Moody Rating A

General Tax Rate Per \$100 1.55  
 State Equalized Tax Rate 1.22

MOONACHIE BORO. - BERGEN CO.

Form of Government:  
 Borough Council

Number of Members on Governing Body - 6

PER CAPITA:

Gross Debt 432.51  
 Net Debt 346.03  
 Debt Service 11.04  
 Total Tax Levy 2,297.56  
 Municipal Expenditures 1,236.79

PER CENT:

Gross Debt .24  
 Net Debt .20  
 Tax Levy Collected 97.34  
 Tax Levy Cancelled, Abated or Adjusted 52.19

EXPENDITURES-CURRENT YEAR		REVENUES REALIZED-CURRENT YEAR			PROPERTY TAXES-CURRENT YEAR	
<b>GENERAL GOVERNMENT</b>		<b>REVENUES REALIZED-CURRENT YEAR</b>			<b>STATE EQUALIZED TAX RATE</b> 1.22	
Governing Body & Public Boards	22,445.00	Property Taxes Collected	64,306.32	Local District School Taxes	.85	3,488,904.00
Municipal Clerk		Payments in Lieu of Taxes	16,336.00	Regional & Consolidated School Tax		
Financial Administration	91,925.00	Delinquent Tax & Lien Collections	267,601.00	School Taxes in Municipal Budget		
Assessment of Taxes	46,340.00	Business Personality Replacement Taxes	146,717.00	County Taxes	.26 *	1,378,136.84
Collection of Taxes	14,672.00	Taxes from Public Utilities	391,975.00	County Library Taxes		
Planning, Housing & Development	8,437.00	Other Miscellaneous Tax Revenues		Local Municipal Purpose Taxes	.32	1,705,732.00
Human Resources	35,756.00	State Aid Revenues	239,298.00	Veteran & Senior Citizen Taxes		29,400.00
Elections	1,669.00	Federal Aid Revenues		Total Taxes for Rate Computation	1.23	6,602,172.84
General Administration (other)	299,909.00			Special District Taxes		
<b>JUDICIARY</b>		Sale of Acquired Property		Bank Corp. Taxes		
Municipal Courts	52,783.00	Other Miscellaneous Revenues	548,063.00	Added and Omitted Taxes		5,137.00
<b>PUBLIC SAFETY</b>		Total	1,674,296.32	Total Taxes Levied - ABSTRACT		6,577,909.84
Fire Protection	158,291.00	Prior Years Surplus Appropriated	600,000.00	Total Taxes Billed		66,062.30
Police Protection	1,239,759.00	REVENUES TOTAL	2,274,296.32	TAXES COLLECTED		64,306.32
Civil Defense & Disaster Control	4,205.00	Reserve For Uncollected Taxes	325,249.00	Taxes Cancelled, Abated or Adjusted		34,475.00
Environmental Inspection & Control	55,271.00	<b>CAPITAL OUTLAY TOTAL</b>		Transfer to Tax Title Liens or Foreclosed		7,623.00
Other Public Safety			669,592.00	Ending Balance		1,335.00
<b>PUBLIC WORKS</b>		Public Enterprises	189,309.00	<b>PRIOR YEARS TAXES OUTSTANDING</b>		
Streets and Drainage	197,116.00	Recreation-Culture		Beginning Balance		267,813.00
Sewers and Sewage Processing	10,000.00	Public Works	6,866.00	Collected		267,601.00
Garbage and Trash Disposal	151,477.00	Buildings and Grounds	473,417.00	Cancelled, Abated or Adjusted		6.00
Public Buildings and Grounds	47,500.00	Library and Education		Transfers to Tax Title Liens or Foreclosed		
Other Public Works	3,000.00	Conservation		Ending Balance		206.00
<b>HEALTH and WELFARE</b>		All Other		<b>TAX TITLE LIENS OUTSTANDING</b>		
Health Services Except Environmental	27,577.00	<b>CAPITAL DEBT AUTHORIZED, ENDING BALANCE</b>			Beginning Balance	11,874.00
Welfare-Public Assistance		ISSUED AND UNISSUED	GROSS DEBT	NET DEBT	Transfer From Taxes	7,623.00
Hospital, Clinics, First Aid		School			Redeemed	
Animal, Insect, & Rodent Control		Self-Liquidating	247,600		Cancelled, Abated or Adjusted	
Other Welfare Services		Other	990,685	990,685	Transfers to Foreclosed Property	
<b>RECREATION and CONSERVATION</b>		Total	1,238,285	990,685	Ending Balance	19,497.00
Beaches and Boardwalks		<b>ISSUED AND OUTSTANDING</b>			<b>PROPERTY ACQUIRED BY DEED OR FORECLOSURE</b>	
Perks, Playgrounds, Shade Trees	29,946.00	School		247,600.00	Beginning Balance	2,850.00
Land Reclamation & Conservation	107,426.00	Self-Liquidating		771,620.00	Transfers From Taxes or Liens	
Other Recreational Services	2,400.00	Other		1,019,220.00	Sale for Cash	
<b>EDUCATION (excluding schools)</b>		Total		1,019,220.00	Cancelled, Abated or Adjusted	
Libraries		<b>EQUALIZED VALUATION BASIS FOR NET DEBT COMPUTATION</b>			Ending Balance	2,850.00
Other Educational Services				505,561,551	<b>CURRENT FINANCES ENDING BALANCE</b>	
<b>STATUTORY EXPENDITURES</b>		<b>REAL PROPERTY VALUATIONS</b>			<b>ASSETS</b>	
Pensions & F. I. C. A.	275,320.00	Code	Class	# of Parcels	% VAL'N	ASSESSED VALUATION
Employee Fringe Benefits	248,036.00	1	Vacant Land	34	2.38	10,095,800.00
Other Statutory Expenditures		2	Residential	583	23.47	99,653,800.00
<b>MUNICIPAL FUNCTIONS</b>		3	Farm			29,726,400.00
TOTAL	3,131,260.00	4a	Commercial	31	7.00	284,438,600.00
<b>CAPITAL IMPROVEMENTS</b>		4b	Industrial	142	66.99	712,200.00
*MEMO*	38,000.00	4c	Apartments	7	.17	424,626,800.00
<b>DEBT SERVICE</b>		Total	797			78.94
Principal Payments	15,790.00	Land Area	1.60	Sq Miles		
Interest Payments	15,828.00	Net Valuation Taxable-Municipal				425,876,968
<b>DEFERRED CHARGES</b>		Net Valuation Taxable-County				493,166,817
SCHOOL, COUNTY, SPECIAL DISTRICT TAXES	52,800.00	State Equalized Valuation				539,160,986
SCHOOL, COUNTY, SPECIAL DISTRICT TAXES	4,867,043.84	State Equalization Ratio				78.94
RESERVE FOR UNCOLLECTED TAXES	325,249.00					
EXPENDITURES TOTAL	8,407,967.84					

\*Includes County Health Service Taxes or County Open Space Tax. See Table 13

0322

Population 1990 **16,116**  
 Population 1994 **16,465**  
 S & P Rating  
 Moody Rating **AAA**

General Tax Rate Per \$100. **2.60**  
 State Equalized Tax Rate **2.35**

**MOORESTOWN TOWNSHIP - BURLINGTON CO.**  
 Form of Government:  
**Council-Manager Plan E (OMCL 50)**  
 Number of Members on Governing Body - 5

PER CAPITA:  
 Gross Debt **2,621.84** PER CENT Gross Debt **2.87**  
 Net Debt **895.16** Net Debt **.98**  
 Debt Service **101.01** Tax Levy Collected **96.76**  
 Total Tax Levy **2,290.09** Tax Levy Cancelled, Abated or Adjusted  
 Municipal Expenditures **803.27** **.33**

EXPENDITURES-CURRENT YEAR		REVENUES REALIZED-CURRENT YEAR		PROPERTY TAXES-CURRENT YEAR		
<b>GENERAL GOVERNMENT</b>		<b>REVENUES REALIZED-CURRENT YEAR</b>		<b>STATE EQUALIZED TAX RATE</b>		
Governing Body & Public Boards	20,800.00	Property Taxes Collected	36,491,196.00	Local District School Taxes	1.48 22,650,256.00	
Municipal Clerk		Payments in Lieu of Taxes		Regional & Consolidated School Tax		
Financial Administration	119,474.00	Delinquent Tax & Lien Collections	831,906.00	School Taxes in Municipal Budget		
Assessment of Taxes	68,974.00	Business Personalty Replacement Taxes	469,750.00	County Taxes	.50 * 7,726,843.76	
Collection of Taxes	92,066.00	Taxes from Public Utilities	1,526,155.00	County Library Taxes		
Planning, Housing & Development	17,200.00	Other Miscellaneous Tax Revenues	28,756.00	Local Municipal Purpose Taxes	.36 5,563,359.00	
Human Resources	183,971.00	State Aid Revenues	857,831.00	Voteren & Senior Citizen Taxes	121,300.00	
Elections		Federal Aid Revenues		Total Taxes for Rate Computation	2.34 36,061,758.76	
General Administration (other)	1,189,509.00			Special District Taxes	1,096,054.00	
<b>JUDICIARY</b>		Sale of Acquired Property		Bank Corp. Taxes		
Municipal Courts	135,772.00	Other Miscellaneous Revenues	1,146,564.00	Added and Omitted Taxes	669,767.00	
<b>PUBLIC SAFETY</b>		Other Miscellaneous Revenues		Total Taxes Levied - ABSTRACT	37,706,279.76	
Fire Protection			41,352,158.00	Total Taxes Billed	37,714,127.00	
Police Protection	2,309,315.00	Prior Years Surplus Appropriated	3,282,200.00	TAXES COLLECTED	36,491,196.00	
Civil Defense & Disaster Control		REVENUES	44,634,358.00	Taxes Cancelled, Abated or Adjusted	125,997.00	
Environmental Inspection & Control	82,651.00	Reserve For Uncollected Taxes	1,967,317.00	Transfer to Tax Title Liens or Foreclosed		
Other Public Safety		CAPITAL OUTLAY	3,515,325.00	Ending Balance	1,096,934.00	
<b>PUBLIC WORKS</b>		Public Enterprises		<b>PRIOR YEARS TAXES OUTSTANDING</b>		
Streets and Drainage	716,881.00	Recreation-Cultura	1,364,979.00	Beginning Balance	1,046,091.00	
Sewers and Sewage Processing	966,957.00	Public Works	1,997,761.00	Collected	819,284.00	
Garbage and Trash Disposal		Buildings and Grounds	83,654.00	Cancelled, Abated or Adjusted	77,761.00	
Public Buildings and Grounds	323,534.00	Library and Education	68,931.00	Transfers to Tax Title Liens or Forclosed	145,483.00	
Other Public Works	528,052.00	Conservation		Ending Balance	3,563.00	
<b>HEALTH and WELFARE</b>		All Other		<b>TAX TITLE LIENS OUTSTANDING</b>		
Health Services Except Environmental				Beginning Balance	222,029.00	
Welfare-Public Assistance		<b>CAPITAL DEBT AUTHORIZED, ENDING BALANCE</b>		Transfer From Taxes	145,483.00	
Hospital, Clinics, First Aid		ISSUED AND UNISSUED	GROSS DEBT	NET DEBT		
Animal, Insect, & Rodent Control	9,500.00	School	9,091,000			
Other Welfare Services	5,010.00	Self-Liquidating	19,239,590			
<b>RECREATION and CONSERVATION</b>		Other	14,837,977	14,738,780		
Baches and Boardwalks		Total	43,168,567	14,738,780		
Parks, Playgrounds, Shada Treas	524,265.00	<b>ISSUED AND OUTSTANDING</b>		<b>PROPERTY ACQUIRED BY DEED OR FORECLOSURE</b>		
Land Reclamation & Conservation	20,944.00	School	9,091,000.00	Beginning Balance	139,567.00	
Other Recraational Services	157,334.00	Self-Liquidating	18,132,881.00	Transfers From Taxes or Liens		
<b>EDUCATION (excluding schools)</b>		Other	14,123,210.00	Sala for Cash		
Libraries	785,673.00	Total	41,347,091.00	Cancelled, Abated or Adjusted		
Other Educational Services	675.00	<b>EQUALIZED VALUATION BASIS FOR NET DEBT COMPUTATION</b>		Ending Balance	139,567.00	
<b>STATUTORY EXPENDITURES</b>		REAL PROPERTY VALUATIONS		<b>CURRENT FINANCES ENDING BALANCE</b>		
Pensions & F. I. C. A.	577,034.00	Code	Class	# of Parcels	% VAL'N	ASSESSED VALUATION
Employaa Fringa Benefits	753,448.00	1	Vacant Land	422	2.77	37,637,300.00
Other Statutory Expenditures		2	Residential	5181	67.86	922,308,600.00
<b>MUNICIPAL FUNCTIONS</b>		3	Farm	212	1.49	20,228,700.00
TOTAL	9,589,039.00	4a	Commercial	255	17.81	242,115,300.00
<b>CAPITAL IMPROVEMENTS</b>		4b	Industrial	56	8.80	119,556,400.00
* MEMO *	90,000.00	4c	Apartments	19	1.28	17,335,000.00
<b>DEBT SERVICE</b>		Total		6145		1,359,181,300.00
Principal Payments	1,015,534.00	Land Area		15.18	Sq Miles	
Inlarast Payments	647,393.00	Net Valuation Taxable-Municipal				1,383,920,172
<b>DEFERRED CHARGES</b>		Net Valuation Taxable-County				1,522,723,555
SCHOOL, COUNTY, SPECIAL DISTRICT TAXES	6,370.00	State Equalized Valuation				1,531,424,716
RESERVE FOR UNCOLLECTED TAXES	31,473,153.76	State Equalization Ratio				90.21
EXPENDITURES	44,699,006.76	LIABILITIES, RESERVES, AND SURPLUS				
		Cash Liabilities				4,962,818.00
		Reserves for Receivables				2,542,883.00
		Surplus				2,689,842.00
		Total				10,195,543.00

\*Includes County Health Service Taxes or County Open Space Tax. See Table 13.

1422

Population 1990 19,952  
 Population 1994 21,033  
 S & P Rating  
 Moody Rating AA

General Tax Rate Per \$100 1.63  
 State Equalized Tax Rate 1.61

MORRIS TOWNSHIP - MORRIS COUNTY  
 Form of Government:  
 Township Committee  
 Number of Members on Governing Body - 5

PER CAPITA:  
 Gross Debt 3,040.04  
 Net Debt 611.60  
 Debt Service 64.97  
 Total Tax Levy 2,167.90  
 Municipal Expenditures 953.37

PER CENT:  
 Gross Debt 2.35  
 Net Debt .47  
 Tax Levy Collected 97.58  
 Tax Levy Cancelled, Abated or Adjusted .12

EXPENDITURES-CURRENT YEAR		REVENUES REALIZED-CURRENT YEAR		PROPERTY TAXES-CURRENT YEAR	
<b>GENERAL GOVERNMENT</b>		<b>REVENUES REALIZED-CURRENT YEAR</b>		<b>STATE EQUALIZED TAX RATE</b>	
Governing Body & Public Boards	40,000.00	Property Taxes Collected	44,638,837.70	Local District School Taxes	
Municipal Clerk	144,380.00	Payments in Lieu of Taxes	11,000.00	Regional & Consolidated School Tax	.91
Financial Administration	181,316.00	Delinquent Tax & Lien Collections	880,067.32	School Taxes in Municipal Budget	
Assessment of Taxes	94,738.00	Business Personality Replacement Taxes	441,263.72	County Taxes	.31 *
Collection of Taxes	114,612.00	Taxes from Public Utilities	1,844,985.00	County Library Taxes	
Planning, Housing & Development	155,593.00	Other Miscellaneous Tax Revenues	1,664,944.14	Local Municipal Purpose Taxes	.40
Human Resources	283,844.23	State Aid Revenues	954,311.68	Veteran & Senior Citizen Taxes	
Elections	6,531.00	Federal Aid Revenues		Total Taxes for Rate Computation	1.62
General Administration (other)	1,445,624.00			Special District Taxes	
<b>JUDICIARY</b>		Sale of Acquired Property		Bank Corp. Taxes	
Municipal Courts	150,381.62	Other Miscellaneous Revenues	1,444,605.47	Added and Omitted Taxes	
<b>PUBLIC SAFETY</b>		Total	51,880,015.03	Total Taxes Levied - ABSTRACT	45,597,477.76
Fire Protection	1,575,830.00	Prior Years Surplus Appropriated	1,779,157.00	Total Taxes Billed	45,747,827.70
Police Protection	3,247,736.21	<b>REVENUES TOTAL</b>	<b>53,659,172.03</b>	<b>TAXES COLLECTED</b>	<b>44,638,837.70</b>
Civil Defense & Disaster Control	21,000.00	Reserve For Uncollected Taxes	2,032,762.96	Taxes Cancelled, Abated or Adjusted	52,753.96
Environmental Inspection & Control	406,330.00	<b>CAPITAL OUTLAY TOTAL</b>	<b>657,893.31</b>	Transfer to Tax Title Liens or Forclosed	153,087.44
Other Public Safety				Ending Balance	903,148.60
<b>PUBLIC WORKS</b>		Public Enterprises	1,391.85	<b>PRIOR YEARS TAXES OUTSTANDING</b>	
Streets and Drainage	2,156,328.67	Recreation-Culture	29,127.30	Beginning Balance	1,107,743.20
Sewers and Sewage Processing		Public Works	319,243.46	Collected	811,362.49
Garbage and Trash Disposal	2,013,067.33	Buildings and Grounds	308,130.70	Cancelled, Abated or Adjusted	120,006.07
Public Buildings and Grounds	344,482.00	Library and Education		Transfers to Tax Title Liens or Forclosed	
Other Public Works		Conservation		Ending Balance	176,374.64
<b>HEALTH and WELFARE</b>		All Other		<b>TAX TITLE LIENS OUTSTANDING</b>	
Health Services Except Environmental	198,076.66			Beginning Balance	726,835.78
Welfare-Public Assistance	27,438.00	<b>CAPITAL DEBT AUTHORIZED, ENDING BALANCE</b>		Transfer From Taxes	153,087.44
Hospital, Clinics, First Aid		<b>ISSUED AND UNISSUED</b>		Redeemed	68,704.83
Animal, Insect, & Rodent Control	11,000.00	School	5,207,003	Cancelled, Abated or Adjusted	
Other Welfare Services		Self-Liquidating	46,173,174	Transfers to Forclosed Property	
<b>RECREATION and CONSERVATION</b>		Other	12,560,971	Ending Balance	811,218.39
Beaches and Boardwalks		Total	63,941,150	<b>PROPERTY ACQUIRED BY DEED OR FORECLOSURE</b>	
Perks, Playgrounds, Shade Trees	475,810.00	<b>ISSUED AND OUTSTANDING</b>		Beginning Balance	36,475.00
Land Reclamation & Conservation	1,652.00	School	5,207,003.92	Transfers From Taxes or Liens	
Other Recreational Services	2,150.00	Self-Liquidating	39,358,093.84	Sale for Cash	
<b>EDUCATION (excluding schools)</b>		Other	10,801,921.36	Cancelled, Abated or Adjusted	
Libraries	906,364.66	Total	55,367,019.12	Ending Balance	36,475.00
Other Educational Services	1,850.00	<b>EQUALIZED VALUATION BASIS FOR NET DEBT COMPUTATION</b>		<b>CURRENT FINANCES ENDING BALANCE</b>	
<b>STATUTORY EXPENDITURES</b>		<b>REAL PROPERTY VALUATIONS</b>		<b>ASSETS</b>	
Pensions & F. I. C. A.	1,185,332.23	Code Class # of Parcels % VAL'N	ASSESSED VALUATION	Cash	5,929,348.04
Employer Fringe Benefits	1,041,632.70	1 Vacant Land 410 2.05	56,384,600.00	Taxes Receivable	1,079,523.24
Other Statutory Expenditures		2 Residential 6953 70.51	1,936,551,800.00	Tax Title Liens	811,218.39
<b>MUNICIPAL FUNCTIONS</b>		3 Farm 13 .04	1,283,400.00	Forclosed Property	36,475.00
<b>CAPITAL IMPROVEMENTS</b>		4e Commercial 129 18.36	506,320,400.00	Emergencies & Other Deferred Charges	
<b>DEBT SERVICE</b>		4b Industrial 22 8.04	220,685,500.00	State and Federal Aid Receivable	
Principal Payments	725,000.00	4c Apartments 3 .99	27,300,000.00	Other Receivables	30,968.53
Interest Payments	641,468.64	Total 7530	2,746,525,700.00	Total	7,887,533.20
<b>DEFERRED CHARGES</b>		Land Area 15.70 Sq. Miles		<b>LIABILITIES, RESERVES, AND SURPLUS</b>	
SCHOOL, COUNTY, SPECIAL DISTRICT TAXES	33,958,191.51	Net Valuation Taxable-Municipal	2,757,853,974	Cash Liabilities	3,371,068.95
RESERVE FOR UNCOLLECTED TAXES	2,032,762.96	Net Valuation Taxable-County	2,742,449,362	Reserves for Receivables	1,958,185.16
<b>EXPENDITURES TOTAL</b>	<b>54,010,513.42</b>	State Equalized Valuation	2,797,981,785	Surplus	2,558,279.09
		State Equalization Ratio	98.56	Total	7,887,533.20



\*Includes County Health Service Taxes or County Open Space Tax. See Table 13.

1423

Population 1990 5,219  
 Population 1994 5,292  
 S & P Rating  
 Moody Rating AA

General Tax Rate Per \$100. 4.20  
 State Equalized Tax Rate 2.03

MORRIS PLAINS BOROUGH - MORRIS CO.  
 Form of Government:  
**Borough Council**  
 Number of Members on Governing Body - 6

PER CAPITA: PER CENT.  
 Gross Debt 819.45 Gross Debt .57  
 Net Debt 819.45 Net Debt .57  
 Debt Service 106.60 Tax Levy Collected 97.98  
 Total Tax Levy 2,918.40 Tax Levy Cancelled, Abated  
 Municipal Expenditures 1,385.96 or Adjusted .85

EXPENDITURES-CURRENT YEAR		REVENUES REALIZED-CURRENT YEAR		PROPERTY TAXES-CURRENT YEAR	
<b>GENERAL GOVERNMENT</b>		<b>REVENUES REALIZED-CURRENT YEAR</b>		<b>STATE EQUALIZED TAX RATE</b>	
Governing Body & Public Boards		Property Taxes Collected	15,151,246.66	Local District School Taxes	1.02 7,756,812.00
Municipal Clerk		Payments In Lieu of Taxes		Regional & Consolidated School Tax	
Financial Administration	116,410.00	Delinquent Tax & Lien Collections	334,495.51	School Taxes in Municipal Budget	
Assessment of Taxes	22,905.00	Business Personalty Replacement Taxes	244,213.88	County Taxes	.30 * 2,310,360.66
Collection of Taxes	36,985.00	Taxes from Public Utilities	437,898.00	County Library Taxes	
Planning, Housing & Development	72,234.00	Other Miscellaneous Tax Revenues		Local Municipal Purpose Taxes	.70 5,348,264.69
Human Resources		State Aid Revenues	191,181.29	Veteran & Senior Citizen Taxes	37,050.00
Elections	2,000.00	Federal Aid Revenues		Total Taxes for Rate Computation	2.02 15,452,487.35
General Administration (other)	456,020.00			Special District Taxes	
<b>JUDICIARY</b>		Sale of Acquired Property	648,844.36	Bank Corp. Taxes	
Municipal Courts	101,070.00	Other Miscellaneous Revenues	17,007,879.70	Added and Omitted Taxes	28,751.81
<b>PUBLIC SAFETY</b>		Prior Years Surplus Appropriated	260,000.00	Total Taxes Levied - ABSTRACT	15,444,189.15
Fire Protection	82,075.00	REVENUES TOTAL	17,267,879.70	Total Taxes Billed	15,464,100.27
Police Protection	1,245,770.00	Reserve For Uncollected Taxes	770,743.98	TAXES COLLECTED	15,151,246.66
Civil Defense & Disaster Control	2,200.00	CAPITAL OUTLAY TOTAL	710,116.59	Taxes Cancelled, Abated or Adjusted	131,075.68
Environmental Inspection & Control	88,740.00	Public Enterprises		Transfer to Tax Title Liens or Foreclosed	
Other Public Safety		Recreation-Culture		Ending Balance	181,777.93
<b>PUBLIC WORKS</b>		Public Works	177,030.49	<b>PRIOR YEARS TAXES OUTSTANDING</b>	
Streets and Drainage	808,070.00	Buildings and Grounds	533,086.10	Beginning Balance	329,319.37
Sewers and Sewage Processing	1,640,600.00	Library and Education		Collected	325,786.99
Garbage and Trash Disposal	475,500.00	Conservation		Cancelled, Abated or Adjusted	3,392.38
Public Buildings and Grounds	104,020.00	All Other		Transfers to Tax Title Liens or Foreclosed	
Other Public Works				Ending Balance	140.00
<b>HEALTH and WELFARE</b>		<b>CAPITAL DEBT AUTHORIZED, ENDING BALANCE</b>		<b>TAX TITLE LIENS OUTSTANDING</b>	
Health Services Except Environmental	32,151.00	ISSUED AND UNISSUED	GROSS DEBT	NET DEBT	
Welfare-Public Assistance	1,350.00	School			Beginning Balance
Hospital, Clinics, First Aid		Self-Liquidating			Transfer From Taxes
Animal, Insect, & Rodent Control		Other	4,336,555	4,336,555	Redeemed
Other Welfare Services		Total	4,336,555	4,336,555	Cancelled, Abated or Adjusted
<b>RECREATION and CONSERVATION</b>		ISSUED AND OUTSTANDING			Transfers to Foreclosed Property
Beaches and Boardwalks		School			Ending Balance
Parks, Playgrounds, Shade Trees	23,485.00	Self-Liquidating			PROPERTY ACQUIRED BY DEED OR
Land Reclamation & Conservation		Other			FORECLOSURE
Other Recreational Services	75,010.00	Total			Beginning Balance
<b>EDUCATION (excluding schools)</b>		EQUALIZED VALUATION BASIS			Transfers From Taxes or Liens
Libraries	52,000.00	FOR NET DEBT COMPUTATION	759,568,818		Sale for Cash
Other Educational Services		REAL PROPERTY VALUATIONS			Cancelled, Abated or Adjusted
<b>STATUTORY EXPENDITURES</b>		Code Class # of Parcels % VAL'N ASSESSED VALUATION			Ending Balance
Pensions & F. I. C. A.	318,200.00	1 Vacant Land 107 1.00 3,636,900.00			CURRENT FINANCES ENDING BALANCE
Employee Fringe Benefits	240,275.00	2 Residential 1903 54.78 199,918,395.00			ASSETS
Other Statutory Expenditures		3 Farm 93 36.43 132,973,024.00			Cash
<b>MUNICIPAL FUNCTIONS</b>		4e Commercial 4 7.79 28,438,057.00			Taxes Receivable
CAPITAL IMPROVEMENTS	5,997,070.00	4c Apartments 2107 364,966,376.00			Tax Title Liens
DEBT SERVICE	23,200.00	Total Land Area 2.60 Sq Miles			Foreclosed Property
Principal Payments	390,000.00	Net Valuation Taxable-Municipal	366,635,355		Emergencies & Other Deferred Charges
Interest Payments	174,129.74	Net Valuation Taxable-County	753,594,889		State and Federal Aid Receivable
<b>DEFERRED CHARGES</b>		State Equalized Valuation	757,762,569		Other Receivables
SCHOOL, COUNTY, SPECIAL DISTRICT TAXES	10,067,172.66	State Equalization Ratio	48.27		Total
RESERVE FOR UNCOLLECTED TAXES	770,743.98				LIABILITIES, RESERVES, AND SURPLUS
EXPENDITURES TOTAL	17,401,691.38				Cash Liabilities
					Reserves for Receivables
					Surplus
					Total

\*Includes County Health Service Taxes or County Open Space Tax. See Table 13.

1424

Population 1990 16,189  
 Population 1994 16,218  
 S & P Rating AAA  
 Moody Rating A1

General Tax Rate Per \$100 2.15  
 State Equalized Tax Rate 2.14

MORRISTOWN TOWN - MORRIS COUNTY  
 Form of Government:  
 Mayor-Council Plan F (OMCL 50)  
 Number of Members on Governing Body - 7

PER CAPITA: Gross Debt 940.00  
 Net Debt 2,790.19  
 Debt Service 618.66  
 Total Tax Levy 1,666.64  
 Municipal Expenditures 1,857.94  
 PER CENT: Gross Debt 14.12  
 Net Debt 3.60  
 Tax Levy Collected 95.08  
 Tax Levy Cancelled, Abated or Adjusted 1.38

EXPENDITURES-CURRENT YEAR		REVENUES REALIZED-CURRENT YEAR		PROPERTY TAXES-CURRENT YEAR		
<b>GENERAL GOVERNMENT</b>		<b>REVENUES REALIZED-CURRENT YEAR</b>		<b>STATE EQUALIZED TAX RATE</b>		
Governing Body & Public Boards		Property Taxes Collected	25,389,106.30	Local District School Taxes		
Municipal Clerk	300,462.38	Payments in Lieu of Taxes		Regional & Consolidated School Tax	.99	
Financial Administration	269,201.00	Delinquent Tax & Lien Collections	947,500.00	School Taxes in Municipal Budget		
Assessment of Taxes	137,062.00	Business Personality Replacement Taxes	510,828.68	County Taxes	.31 *	
Collection of Taxes	176,966.00	Taxes from Public Utilities	2,364,382.78	County Library Taxes		
Planning, Housing & Development	159,897.72	Other Miscellaneous Tax Revenues		Local Municipal Purpose Taxes	.84	
Human Resources	169,860.00	State Aid Revenues	659,697.10	Veteran & Senior Citizen Taxes		
Elections	20,550.00	Federal Aid Revenues		Total Taxes for Rate Computation	2.14	
General Administration (other)	1,607,790.16			Special District Taxes		
<b>JUDICIARY</b>		Sale of Acquired Property		Bank Corp. Taxes		
Municipal Courts	402,037.00	Other Miscellaneous Revenues	13,082,702.18	Added and Omitted Taxes	49,999.99	
<b>PUBLIC SAFETY</b>		Total	62,954,217.04	Total Taxes Levied - ABSTRACT	27,029,626.03	
Fire Protection	1,852,570.00	Prior Years Surplus Appropriated	1,680,000.00	Total Taxes Billed	26,701,567.58	
Police Protection	3,858,422.00	REVENUES TOTAL	44,634,217.04	TAXES COLLECTED	25,389,106.30	
Civil Defense & Disaster Control	1,000.00	Reserve For Uncollected Taxes	1,610,070.68	Taxes Cancelled, Abated or Adjusted	369,008.02	
Environmental Inspection & Control	247,126.50			Transfer to Tax Title Liens or Foreclosed	5,275.99	
Other Public Safety		CAPITAL OUTLAY TOTAL	2,901,316.34	Ending Balance	938,177.27	
<b>PUBLIC WORKS</b>		Public Enterprises	1,084,695.35	<b>PRIOR YEARS TAXES OUTSTANDING</b>		
Streets and Drainage	10,529.00	Recreation-Culture		Beginning Balance	1,644,359.00	
Sewers and Sewage Processing		Public Works	3,305.00	Collected	930,011.51	
Garbage and Trash Disposal		Buildings and Grounds	1,813,315.99	Cancelled, Abated or Adjusted	9,089.63	
Public Buildings and Grounds	537,348.50	Library and Education		Transfers to Tax Title Liens or Foreclosed	6,390.00	
Other Public Works	4,749,190.59	Conservation		Ending Balance	698,867.86	
<b>HEALTH and WELFARE</b>		All Other		<b>TAX TITLE LIENS OUTSTANDING</b>		
Health Services Except Environmental	245,728.00			Beginning Balance	323,321.00	
Welfare-Public Assistance	258,063.00	<b>CAPITAL DEBT AUTHORIZED, ENDING BALANCE</b>		Transfer From Taxes	12,908.95	
Hospital, Clinics, First Aid		ISSUED AND UNISSUED		Redeemed	17,488.58	
Animal, Insect, & Rodent Control	56,407.00	School	2,364,728	Cancelled, Abated or Adjusted	9,836.76	
Other Welfare Services	1,400.00	Self-Liquidating	67,073,264	Transfers to Foreclosed Property		
<b>RECREATION and CONSERVATION</b>		Other	107,986,910	Ending Balance	308,904.61	
Beeches and Boardwalks		Total	177,424,902	<b>PROPERTY ACQUIRED BY DEED OR FORECLOSURE</b>		
Perks, Playgrounds, Shade Trees	72,950.00	<b>ISSUED AND OUTSTANDING</b>		Beginning Balance	113,100.00	
Land Reclamation & Conservation	7,903.00	School	7,359,000.00	Transfers From Taxes or Liens		
Other Recreational Services	260,705.00	Self-Liquidating	9,715,487.00	Sale for Cash		
<b>EDUCATION (excluding schools)</b>		Other	71,222,147.00	Cancelled, Abated or Adjusted		
Libraries	429,000.00	Total	88,296,634.00	Ending Balance	113,100.00	
Other Educational Services		<b>EQUALIZED VALUATION BASIS</b>		<b>CURRENT FINANCES ENDING BALANCE</b>		
<b>STATUTORY EXPENDITURES</b>		<b>FOR NET DEBT COMPUTATION</b>		<b>ASSETS</b>		
Pensions & F. I. C. A.	1,233,845.35	<b>REAL PROPERTY VALUATIONS</b>		Cash	2,997,506.94	
Employee Fringe Benefits	1,235,000.00	Code	Class	# of Parcels	% VAL'N	ASSESSED VALUATION
Other Statutory Expenditures		1	Vacant Land	120	.91	10,837,000.00
<b>MUNICIPAL FUNCTIONS</b>		2	Residential	3180	47.60	569,236,500.00
<b>CAPITAL IMPROVEMENTS</b>		3	Farm			
<b>DEBT SERVICE</b>		4a	Commercial	551	42.42	507,347,200.00
Principal Payments	5,325,338.20	4b	Industrial	14	1.35	16,160,600.00
Interest Payments	4,708,043.83	4c	Apertments	58	7.72	92,316,600.00
<b>DEFERRED CHARGES</b>		Total		3923		1,195,895,900.00
SCHOOL, COUNTY, SPECIAL DISTRICT TAXES	187,602.00	Land Area	2.86	Sq. Miles		
RESERVE FOR UNCOLLECTED TAXES	1,610,070.68	Net Valuation Taxable-Municipal				1,235,581,853
EXPENDITURES TOTAL	46,685,642.38	Net Valuation Taxable-County				1,280,063,662
		State Equalized Valuation				1,241,644,580
		State Equalization Ratio				99.51
				<b>LIABILITIES, RESERVES, AND SURPLUS</b>		
				Cash Liabilities	2,585,925.66	
				Reservas for Receivables	3,548,443.83	
				Surplus	543,851.00	
				Total	6,678,220.49	

\*Includes County Health Service Taxes or County Open Space Tax. See Table 13.

1426

Population 1990 3,630  
 Population 1994 4,129  
 S & P Rating  
 Moody Rating

General Tax Rate Per \$100. 2.59  
 State Equalized Tax Rate 2.62

**MOUNT ARLINGTON BORO. - MORRIS CO.**  
 Form of Government:  
**Borough Council**  
 Number of Members on Governing Body - 6

PER CAPITA:  
 Gross Debt 3,273.35  
 Net Debt 3,245.74  
 Debt Service 48.80  
 Total Tax Levy 1,457.26  
 Municipal Expenditures 646.46

PER CENT:  
 Gross Debt 6.26  
 Net Debt 6.20  
 Tax Levy Collected 91.50  
 Tax Levy Cancelled, Abated or Adjusted .66

EXPENDITURES-CURRENT YEAR		REVENUES REALIZED-CURRENT YEAR		PROPERTY TAXES-CURRENT YEAR	
<b>GENERAL GOVERNMENT</b>		<b>REVENUES REALIZED-CURRENT YEAR</b>		<b>PROPERTY TAXES-CURRENT YEAR</b>	
Governing Body & Public Boards		Property Taxes Collected	5,520,315.41	STATE EQUALIZED TAX RATE	2.63
Municipal Clerk		Payments In Lieu of Taxes		Local District School Taxes	1.87
Financial Administration	39,152.00	Delinquent Tax & Lien Collections	272,551.94	Regional & Consolidated School Tax	
Assessment of Taxes	25,809.00	Business Personalty Replacement Taxes	18,030.52	School Taxes in Municipal Budget	
Collection of Taxes	33,117.00	Taxes from Public Utilities	222,866.00	County Taxes	.31 *
Planning, Housing & Development	22,068.00	Other Miscellaneous Tax Revenues		County Library Taxes	
Human Resources	48,414.05	State Aid Revenues	203,492.68	Local Municipal Purpose Taxes	.65
Elections	800.00	Federal Aid Revenues		Veteran & Senior Citizen Taxes	
General Administration (other)	424,241.00			Total Taxes for Rate Computation	2.63
<b>JUDICIARY</b>		<b>SALE OF ACQUIRED PROPERTY</b>		Special District Taxes	
Municipal Courts	60,855.00	Sale of Acquired Property	475,478.55	Bank Corp. Taxes	
<b>PUBLIC SAFETY</b>		Other Miscellaneous Revenues	6,712,735.10	Added and Omitted Taxes	191,613.06
Fire Protection	51,625.00	Prior Years Surplus Appropriated	364,202.00	Total Taxes Levied - ABSTRACT	6,017,024.33
Police Protection	499,817.95	REVENUES TOTAL	7,076,937.10	Total Taxes Billed	6,032,835.77
Civil Defense & Disaster Control	1,608.00	Reserve For Uncollected Taxes	495,999.00	TAXES COLLECTED	5,520,315.41
Environmental Inspection & Control	51,970.00	<b>CAPITAL OUTLAY TOTAL</b>		Taxes Cancelled, Abated or Adjusted	39,859.97
Other Public Safety			783,562.67	Transfer to Tax Title Liens or Foreclosed	40,566.60
<b>PUBLIC WORKS</b>		<b>CAPITAL DEBT AUTHORIZED, ENDING BALANCE</b>		Ending Balance	432,093.79
Streets and Drainage	212,962.00	ISSUED AND UNISSUED	GROSS DEBT	<b>PRIOR YEARS TAXES OUTSTANDING</b>	
Sewers and Sewage Processing	8,800.00	School	114,000	Beginning Balance	255,029.02
Garbage and Trash Disposal	141,406.00	Self-Liquidating		Collected	248,803.71
Public Buildings and Grounds	13,700.00	Other	13,401,642	Cancelled, Abated or Adjusted	6,089.31
Other Public Works	14,500.00	Total	13,515,642	Transfers to Tax Title Liens or Foreclosed	
<b>HEALTH and WELFARE</b>		<b>ISSUED AND OUTSTANDING</b>		Ending Balance	136.00
Health Services Except Environmental	29,029.00	School	114,000.00	<b>TAX TITLE LIENS OUTSTANDING</b>	
Welfare-Public Assistance	4,822.00	Self-Liquidating		Beginning Balance	173,164.95
Hospital, Clinics, First Aid		Other	10,991,551.00	Transfer From Taxes	40,566.60
Animal, Insect, & Rodent Control	4,266.00	Total	11,105,551.00	Redeemed	23,748.23
Other Welfare Services		<b>EQUALIZED VALUATION BASIS FOR NET DEBT COMPUTATION</b>		Cancelled, Abated or Adjusted	746.96
<b>RECREATION and CONSERVATION</b>		<b>REAL PROPERTY VALUATIONS</b>		Transfers to Foreclosed Property	
Beeches and Boardwalks		Code	Class	# of Parcels	% VAL'N
Perks, Playgrounds, Shade Trees	33,685.00	1	Vacant Land	209	4.48
Land Reclamation & Conservation		2	Residential	1221	80.42
Other Recreational Services	39,580.00	3	Farm	14	.01
<b>EDUCATION (excluding schools)</b>		4e	Commercial	35	11.23
Libraries	91,981.00	4b	Industrial	2	.07
Other Educational Services		4c	Apartments	7	3.79
<b>STATUTORY EXPENDITURES</b>		Total		1488	
Pensions & F. I. C. A.	93,637.00	ASSESSED VALUATION		223,641,700.00	
Employee Fringe Benefits		1	Vacant Land	10,019,400.00	
Other Statutory Expenditures		2	Residential	179,853,700.00	
<b>MUNICIPAL FUNCTIONS TOTAL</b>		3	Farm	18,700.00	
	1,947,845.00	4e	Commercial	25,107,900.00	
<b>CAPITAL IMPROVEMENTS *MEMO*</b>		4b	Industrial	159,500.00	
	98,100.00	4c	Apartments	8,482,500.00	
<b>DEBT SERVICE</b>		Total		223,641,700.00	
Principal Payments	160,929.00	Land Area	2.25	Sq Miles	
Interest Payments	40,565.87	Net Valuation Taxable-Municipal		224,662,412	
<b>DEFERRED CHARGES</b>		Net Valuation Taxable-County		218,304,658	
	23,893.14	State Equalized Valuation		221,966,869	
<b>SCHOOL, COUNTY, SPECIAL DISTRICT TAXES</b>		State Equalization Ratio		101.22	
RESERVE FOR UNCOLLECTED TAXES	495,999.00	<b>CURRENT FINANCES ENDING BALANCE</b>		<b>ASSETS</b>	
<b>EXPENDITURES TOTAL</b>					
	7,056,929.28			Cash	1,314,524.65
				Taxes Receivable	432,229.79
				Tax Title Liens	189,236.36
				Foreclosed Property	158,300.00
				Emergencies & Other Deferred Charges	69,600.00
				State and Federal Aid Receivable	1,741.62
				Other Receivables	18,635.79
				Total	2,184,268.21
				<b>LIABILITIES, RESERVES, AND SURPLUS</b>	
				Cash Liabilities	413,674.38
				Reserves for Receivables	798,401.94
				Surplus	972,191.89
				Total	2,184,268.21

\*Includes County Health Service Taxes or County Open Specie Tax. See Table 13.

0425

Population 1990 4,517  
 Population 1994 4,489  
 S & P Rating  
 Moody Rating BAA1

General Tax Rate Per \$100. 6.58  
 State Equalized Tax Rate 2.92

**MOUNT EPHRAIM BORO. - CAMDEN CO.**  
 Form of Government:  
**Commission (1911)**  
 Number of Members on Governing Body - 3

PER CAPITA:  
 Gross Debt 1,403.94  
 Net Debt 514.72  
 Debt Service 39.54  
 Total Tax Levy 1,094.77  
 Municipal Expenditures 610.19

PER CENT:  
 Gross Debt 3.80  
 Net Debt 1.39  
 Tax Levy Collected 96.77  
 Tax Levy Cancelled, Abated or Adjusted .22

EXPENDITURES-CURRENT YEAR		REVENUES REALIZED-CURRENT YEAR		PROPERTY TAXES-CURRENT YEAR	
<b>GENERAL GOVERNMENT</b>		<b>REVENUES REALIZED-CURRENT YEAR</b>		<b>STATE EQUALIZED TAX RATE 1.20</b>	
Governing Body & Public Boards	2,000.00	Property Taxes Collected	4,758,589.52	Local District School Taxes	2,022,358.00
Municipal Clerk		Payments in Lieu of Taxes		Regional & Consolidated School Tax	
Financial Administration	127,330.64	Delinquent Tax & Lien Collections	148,443.70	School Taxes in Municipal Budget	
Assessment of Taxes	19,303.00	Business Personalty Replacement Taxes	32,156.56	County Taxes	.85 *
Collection of Taxes	35,812.00	Taxes from Public Utilities	240,258.00	County Library Taxes	.03
Planning, Housing & Development	9,610.00	Other Miscellaneous Tax Revenues		Local Municipal Purpose Taxes	.83
Human Resources	73,715.00	State Aid Revenues	289,491.10	Veteran & Senior Citizen Taxes	
Elections		Federal Aid Revenues		Total Taxes for Rate Computation	2.91
General Administration (other)	248,445.33			Special District Taxes	
<b>JUDICIARY</b>		Sale of Acquired Property		Bank Corp. Taxes	
Municipal Courts	103,050.15	Other Miscellaneous Revenues	357,583.98	Added and Omitted Taxes	
<b>PUBLIC SAFETY</b>		Total	5,826,522.86	Total Taxes Levied - ABSTRACT	4,914,425.74
Fire Protection	60,590.89	Prior Years Surplus Appropriated	400,000.00	Total Taxes Billed	4,917,578.33
Police Protection	555,243.37	<b>REVENUES TOTAL</b>	<b>6,226,522.86</b>	<b>TAXES COLLECTED</b>	<b>4,758,589.52</b>
Civil Defense & Disaster Control	4,187.75	Reserve For Uncollected Taxes	369,781.75	Taxes Cancelled, Abated or Adjusted	10,952.45
Environmental Inspection & Control	22,765.00	<b>CAPITAL OUTLAY TOTAL</b>	<b>387,495.09</b>	Transfer to Tax Title Liens or Foreclosed	22,486.63
Other Public Safety				Ending Balance	125,549.73
<b>PUBLIC WORKS</b>		Public Enterprises		<b>PRIOR YEARS TAXES OUTSTANDING</b>	
Streets and Drainage	187,754.83	Recreation-Culture		Beginning Balance	157,868.46
Sewers and Sewage Processing	96,453.83	Public Works	87,453.13	Collected	148,443.70
Garbage and Trash Disposal	278,369.06	Buildings and Grounds	300,041.96	Cancelled, Abated or Adjusted	.39
Public Buildings and Grounds	53,302.90	Library and Education		Transfers to Tax Title Liens or Foreclosed	
Other Public Works	4,000.00	Conservation		Ending Balance	9,424.37
<b>HEALTH and WELFARE</b>		All Other		<b>TAX TITLE LIENS OUTSTANDING</b>	
Health Services Except Environmental	6,820.00			Beginning Balance	108,033.56
Welfare-Public Assistance	2,615.00	<b>CAPITAL DEBT AUTHORIZED, ENDING BALANCE</b>		Transfer From Taxes	22,486.63
Hospital, Clinics, First Aid		ISSUED AND UNISSUED		Redeemed	
Animal, Insect, & Rodent Control		School	3,796,000	Cancelled, Abated or Adjusted	
Other Welfare Services		Self-Liquidating		Transfers to Foreclosed Property	
<b>RECREATION and CONSERVATION</b>		Other	2,506,269	Ending Balance	130,520.19
Beaches and Boardwalks		Total	6,302,269	<b>PROPERTY ACQUIRED BY DEED OR FORECLOSURE</b>	
Parks, Playgrounds, Shade Trees		ISSUED AND OUTSTANDING		Beginning Balance	5,735.10
Land Reclamation & Conservation	2,006.48	School	3,796,000.00	Transfers From Taxes or Liens	
Other Recreational Services	4,503.00	Self-Liquidating		Sale for Cash	
<b>EDUCATION (excluding schools)</b>		Other	2,436,000.00	Cancelled, Abated or Adjusted	
Libraries	5,978.00	Total	6,232,000.00	Ending Balance	5,735.10
Other Educational Services		<b>EQUALIZED VALUATION BASIS FOR NET DEBT COMPUTATION</b>		<b>CURRENT FINANCES ENDING BALANCE ASSETS</b>	
<b>STATUTORY EXPENDITURES</b>		<b>REAL PROPERTY VALUATIONS</b>		Cash	1,307,801.23
Pensions & F. I. C. A.	93,976.33	Code Class # of Parcels % VAL'N	ASSESSED VALUATION	Taxes Receivable	134,974.10
Employee Fringe Benefits	163,510.96	1 Vacant Land 64 .59	626,500.00	Tax Title Liens	130,520.19
Other Statutory Expenditures		2 Residential 1569 81.70	86,941,770.00	Foreclosed Property	5,735.00
<b>MUNICIPAL FUNCTIONS TOTAL</b>	<b>2,161,340.52</b>	3 Farm		Emergencies & Other Deferred Charges	12,000.00
<b>CAPITAL IMPROVEMENTS *MEMO*</b>	<b>25,000.00</b>	4a Commercial 99 14.57	15,505,300.00	State and Federal Aid Receivable	
<b>DEBT SERVICE</b>		4b Industrial 3 .56	598,100.00	Other Receivables	74,045.59
Principle Payments	60,000.00	4c Apartments 9 2.58	2,740,300.00	Total	1,665,076.11
Interest Payments	117,511.17	Total 1744	106,411,970.00	<b>LIABILITIES, RESERVES, AND SURPLUS</b>	
<b>DEFERRED CHARGES</b>	<b>30,510.24</b>	Land Area .90 Sq. Miles		Cash Liabilities	732,496.52
SCHOOL, COUNTY, SPECIAL DISTRICT TAXES	3,499,257.39	Net Valuation Taxable-Municipal	106,995,851	Reserves for Receivables	345,274.88
RESERVE FOR UNCOLLECTED TAXES	369,781.75	Net Valuation Taxable-County	166,705,383	Surplus	587,304.71
<b>EXPENDITURES TOTAL</b>	<b>6,238,401.07</b>	State Equalized Valuation	167,740,604	Total	1,665,076.11
		State Equalization Ratio	63.66		

\*Includes County Health Service Taxes or County Open Space Tax. See Table 13.

0323

Population 1990 10,639  
 Population 1994 10,622  
 S & P Rating  
 Moody Rating BAA1

General Tax Rate Per \$100.

3.22

State Equalized Tax Rate

3.01

## MOUNT HOLLY TWP. - BURLINGTON CO.

Form of Government:

Council-Manager Plan A (OMCL 50)

Number of Members on Governing Body - 5

PER CAPITA:

Gross Debt 655.99  
 Net Debt 219.11  
 Debt Service 43.35  
 Total Tax Levy 1,040.64  
 Municipal Expenditures 560.13

PER CENT:

Gross Debt 2.03  
 Net Debt .68  
 Tax Levy Collected 93.19  
 Tax Levy Cancelled, Abated or Adjusted 1.07

EXPENDITURES-CURRENT YEAR		REVENUES REALIZED-CURRENT YEAR		PROPERTY TAXES-CURRENT YEAR	
<b>GENERAL GOVERNMENT</b>		<b>REVENUES REALIZED-CURRENT YEAR</b>		<b>PROPERTY TAXES-CURRENT YEAR</b>	
Governing Body & Public Boards		Property Taxes Collected	10,305,152.00	STATE EQUALIZED TAX RATE	
Municipal Clerk	62,769.00	Payments In Lieu of Taxes	52,686.00	Local District School Taxes 1.36	4,763,982.00
Financial Administration	122,143.00	Delinquent Tax & Lien Collections	462,001.00	Regional & Consolidated School Tax .45	1,580,437.90
Assessment of Taxes	46,442.00	Business Personalty Replacement Taxes	157,668.00	School Taxes in Municipal Budget	
Collection of Taxes	58,150.00	Taxes from Public Utilities	784,210.00	County Taxes .52 *	1,824,168.33
Planning, Housing & Development	11,470.00	Other Miscellaneous Tax Revenues		County Library Taxes .03	119,537.49
Human Resources	219,609.00	State Aid Revenues	1,140,775.00	Local Municipal Purpose Taxes .65	2,270,100.00
Elections	12,030.00	Federal Aid Revenues		Veteran & Senior Citizen Taxes	81,200.00
General Administration (other)	678,920.00			Total Taxes for Rate Computation 3.01	10,639,425.72
<b>JUDICIARY</b>				Special District Taxes	243,850.00
Municipal Courts	114,637.00			Bank Corp. Taxes	
<b>PUBLIC SAFETY</b>				Added and Omitted Taxes	251,575.00
Fire Protection		Sale of Acquired Property	507,371.00	Total Taxes Levied - ABSTRACT	11,053,650.72
Police Protection	1,337,665.00	Other Miscellaneous Revenues	13,409,863.00	Total Taxes Billed	11,057,847.00
Civil Defense & Disaster Control		Total	13,984,676.00	<b>TAXES COLLECTED</b>	10,305,152.00
Environmental Inspection & Control	24,887.00	Prior Years Surplus Appropriated	574,813.00	Taxes Cancelled, Abated or Adjusted	118,568.00
Other Public Safety		<b>REVENUES TOTAL</b>	13,984,676.00	Transfer to Tax Title Liens or Foreclosed	10,986.00
<b>PUBLIC WORKS</b>		Reserve For Uncollected Taxes	705,763.00	Ending Balance	623,141.00
Streets and Drainage	459,838.00	<b>CAPITAL OUTLAY TOTAL</b>	203,940.00	<b>PRIOR YEARS TAXES OUTSTANDING</b>	
Sewers and Sewage Processing	283,649.00			Beginning Balance	567,406.00
Garbage and Trash Disposal	268,000.00	Public Enterprises		Collected	447,572.00
Public Buildings and Grounds	98,400.00	Recreation-Culture		Cancelled, Abated or Adjusted	4,161.00
Other Public Works		Public Works	71,189.00	Transfers to Tax Title Liens or Foreclosed	10,348.00
<b>HEALTH and WELFARE</b>		Buildings and Grounds	132,751.00	Ending Balance	105,325.00
Health Services Except Environmental	48,662.00	Library and Education		<b>TAX TITLE LIENS OUTSTANDING</b>	
Welfare-Public Assistance	73,571.00	Conservation		Beginning Balance	59,760.00
Hospital, Clinics, First Aid		All Other		Transfer From Taxes	21,334.00
Animal, Insect, & Rodent Control				Redeemed	14,429.00
Other Welfare Services		<b>CAPITAL DEBT AUTHORIZED, ENDING BALANCE</b>		Cancelled, Abated or Adjusted	5,596.00
<b>RECREATION and CONSERVATION</b>		<b>ISSUED AND UNISSUED</b>		Transfers to Foreclosed Property	
Beeches and Boardwalks		School	4,640,492	Ending Balance	61,069.00
Parks, Playgrounds, Shade Trees	26,288.00	Self-Liquidating		<b>PROPERTY ACQUIRED BY DEED OR FORECLOSURE</b>	
Land Reclamation & Conservation	12,000.00	Other	2,327,400	Beginning Balance	153,705.00
Other Recreational Services	14,700.00	Total	6,967,892	Transfers From Taxes or Liens	
<b>EDUCATION (excluding schools)</b>		<b>ISSUED AND OUTSTANDING</b>		Sale for Cash	
Libraries	20,000.00	School	4,640,492.52	Cancelled, Abated or Adjusted	
Other Educational Services	13,435.00	Self-Liquidating		Ending Balance	153,705.00
<b>STATUTORY EXPENDITURES</b>		Other	2,327,400.00	<b>CURRENT FINANCES ENDING BALANCE</b>	
Pensions & F. I. C. A.	279,085.00	Total	6,967,892.52	<b>ASSETS</b>	
Employee Fringe Benefits	385,616.00	<b>EQUALIZED VALUATION BASIS</b>		Cash	800,423.00
Other Statutory Expenditures	5,900.00	<b>FOR NET DEBT COMPUTATION</b>	343,227,136	Taxes Receivable	728,466.00
<b>MUNICIPAL FUNCTIONS</b>		<b>REAL PROPERTY VALUATIONS</b>		Tax Title Liens	61,069.00
CAPITAL IMPROVEMENTS	10,000.00	Code Class # of Parcels % VAL'N	ASSESSED VALUATION	Foreclosed Property	153,705.00
DEBT SERVICE		1 Vacant Land 278 2.72	8,613,900.00	Emergencies & Other Deferred Charges	
Principal Payments	300,000.00	2 Residential 3168 78.90	249,748,700.00	State and Federal Aid Receivable	85,014.00
Interest Payments	160,504.00	3 Farm 4	14,800.00	Other Receivables	31,920.00
<b>DEFERRED CHARGES</b>		4a Commercial 214 14.13	44,744,300.00	Total	1,880,597.00
SCHOOL, COUNTY, SPECIAL DISTRICT TAXES	8,531,975.72	4b Industrial 14 1.80	5,696,600.00	<b>LIABILITIES, RESERVES, AND SURPLUS</b>	
RESERVE FOR UNCOLLECTED TAXES	705,763.00	4c Apartments 18 2.44	7,735,000.00	Cash Liabilities	425,553.00
<b>EXPENDITURES TOTAL</b>	14,481,723.72	Total 3696	316,553,300.00	Reserves for Receivables	995,160.00
		Lend Area 2.91 Sq Miles		Surplus	459,884.00
		Net Valuation Taxable-Municipal	327,661,365	Total	1,880,597.00
		Net Valuation Taxable-County	356,890,959		
		State Equalized Valuation	349,233,786		
		State Equalization Ratio	93.62		

\*Includes County Health Service Taxes or County Open Space Tax. See Table 13.

0324

Population 1990 30,270  
 Population 1994 34,211  
 S & P Rating  
 Moody Rating A1

General Tax Rate Per \$100 2.72  
 State Equalized Tax Rate 1.94

**MOUNT LAUREL TWP. - BURLINGTON CO.**  
 Form of Government:  
**Council-Manager Plan E (OMCL 50)**  
 Number of Members on Governing Body - 5

PER CAPITA:  
 Gross Debt 1,207.07  
 Net Debt 338.07  
 Debt Service 60.85  
 Total Tax Levy 1,442.30  
 Municipal Expenditures 459.74

PER CENT:  
 Gross Debt 1.83  
 Net Debt .51  
 Tax Levy Collected 98.16  
 Tax Levy Cancelled, Abated or Adjusted .70

EXPENDITURES-CURRENT YEAR		REVENUES REALIZED-CURRENT YEAR			PROPERTY TAXES-CURRENT YEAR	
<b>GENERAL GOVERNMENT</b>		<b>REVENUES REALIZED-CURRENT YEAR</b>			<b>PROPERTY TAXES-CURRENT YEAR</b>	
Governing Body & Public Boards	38,910.00	Property Taxes Collected	48,455,078.38		STATE EQUALIZED TAX RATE	1.94
Municipal Clerk	140,572.00	Payments in Lieu of Taxes	1,083,290.69		Local District School Taxes	.95
Financial Administration	219,081.00	Delinquent Tax & Lien Collections	153,215.92		Regional & Consolidated School Tax	.32
Assessment of Taxes	206,174.00	Business Personality Replacement Taxes	2,058,055.00		School Taxes in Municipal Budget	
Collection of Taxes	100,815.00	Taxes from Public Utilities	1,266,610.72		County Taxes	.47 *
Planning, Housing & Development	184,481.00	Other Miscellaneous Tax Revenues			County Library Taxes	
Human Resources	159,809.75	State Aid Revenues			Local Municipal Purpose Taxes	.20
Elections		Federal Aid Revenues			Veteran & Senior Citizen Taxes	
General Administration (other)	1,159,193.00				Total Taxes for Rate Computation	1.94
<b>JUDICIARY</b>		Sale of Acquired Property	1,833,626.39		Special District Taxes	
Municipal Courts	174,629.00	Other Miscellaneous Revenues	54,849,877.10		Bank Corp. Taxes	
<b>PUBLIC SAFETY</b>			54,849,877.10		Added and Omitted Taxes	
Fire Protection	1,500.00		54,849,877.10		Total Taxes Levied - ABSTRACT	49,342,450.86
Police Protection	3,279,811.31	Prior Years Surplus Appropriated	4,920,000.00		Total Taxes Billed	49,363,596.98
Civil Defense & Disaster Control	2,150.00	<b>REVENUES</b>	<b>59,769,877.10</b>		<b>TAXES COLLECTED</b>	<b>48,455,078.38</b>
Environmental Inspection & Control	354,998.00	Reserve For Uncollected Taxes	2,063,606.90		Taxes Cancelled, Abated or Adjusted	345,210.72
Other Public Safety			2,063,606.90		Transfer to Tax Title Liens or Foreclosed	57,602.74
<b>PUBLIC WORKS</b>		<b>CAPITAL OUTLAY</b>	<b>782,077.32</b>		Ending Balance	505,705.14
Streets and Drainage	962,679.41				<b>PRIOR YEARS TAXES OUTSTANDING</b>	
Sewers and Sewage Processing	1,265,083.00	Public Enterprises	96,914.54		Beginning Balance	1,281,209.66
Garbage and Trash Disposal	244,898.00	Recreation-Culture	177,175.09		Collected	1,045,058.27
Public Buildings and Grounds	269,903.00	Public Works	507,987.69		Cancelled, Abated or Adjusted	185,809.32
Other Public Works		Buildings and Grounds			Transfers to Tax Title Liens or Foreclosed	8,961.58
<b>HEALTH and WELFARE</b>		Library and Education			Ending Balance	41,380.49
Health Services Except Environmental	4,000.00	Conservation			<b>TAX TITLE LIENS OUTSTANDING</b>	
Welfare-Public Assistance	22,803.00	All Other			Beginning Balance	537,360.83
Hospital, Clinics, First Aid					Transfer From Taxes	66,666.70
Animal, Insect, & Rodent Control		<b>CAPITAL DEBT AUTHORIZED, ENDING BALANCE</b>			Redeemed	38,132.42
Other Welfare Services		<b>ISSUED AND UNISSUED</b>	<b>GROSS DEBT</b>		Cancelled, Abated or Adjusted	
<b>RECREATION and CONSERVATION</b>		School	29,729,660		Transfers to Foreclosed Property	
Beaches and Boardwalks	471,570.00	Self-Liquidating	11,565,580		Ending Balance	565,895.11
Perks, Playgrounds, Shade Trees	400.00	Other	41,295,240		<b>PROPERTY ACQUIRED BY DEED OR FORECLOSURE</b>	
Land Reclamation & Conservation	9,600.00				Beginning Balance	2,784,040.00
Other Recreational Services		<b>ISSUED AND OUTSTANDING</b>			Transfers From Taxes or Liens	
<b>EDUCATION (excluding schools)</b>		School	29,729,660.96		Sale for Cash	
Libraries	686,517.60	Self-Liquidating	11,564,808.00		Cancelled, Abated or Adjusted	
Other Educational Services		Other	61,294,468.96		Ending Balance	2,784,040.00
<b>STATUTORY EXPENDITURES</b>					<b>CURRENT FINANCES ENDING BALANCE</b>	
Pensions & F. I. C. A.	778,918.00	<b>EQUALIZED VALUATION BASIS FOR NET DEBT COMPUTATION</b>	<b>2,261,331,488</b>		<b>ASSETS</b>	
Employee Fringe Benefits	814,370.00	<b>REAL PROPERTY VALUATIONS</b>			Cash	6,615,866.85
Other Statutory Expenditures	200.00	Code Class # of Parcels % VALN	ASSESSED VALUATION		Taxes Receivable	547,085.63
<b>MUNICIPAL FUNCTIONS</b>		1 Vacant Land 1543 4.20	71,365,700.00		Tax Title Liens	565,895.11
<b>CAPITAL IMPROVEMENTS</b>		2 Residential 12642 69.12	1,174,783,950.00		Foreclosed Property	2,784,040.00
<b>DEBT SERVICE</b>		3 Farm 185 .56	9,462,540.00		Emergencies & Other Deferred Charges	132,256.46
Principal Payments	1,330,000.00	4a Commercial 323 21.28	361,635,520.00		State and Federal Aid Receivable	11,843.68
Interest Payments	751,570.25	4b Industrial 47 3.65	62,035,900.00		Other Receivables	313,753.56
<b>DEFERRED CHARGES</b>		4c Apartments 6 1.20	20,386,400.00		Total	10,970,741.29
SCHOOL, COUNTY, SPECIAL DISTRICT TAXES	29,876.25	Total 14746	1,699,670,010.00		<b>LIABILITIES, RESERVES, AND SURPLUS</b>	
RESERVE FOR UNCOLLECTED TAXES	43,499,881.92	Land Area 22.15 Sq Miles			Cash Liabilities	2,871,077.64
<b>EXPENDITURES</b>		Net Valuation Taxable-Municipal	1,713,669,906		Reserves for Receivables	4,210,774.30
TOTAL	59,228,001.39	Net Valuation Taxable-County	2,281,494,804		Surplus	3,888,889.35
		State Equalized Valuation	2,398,163,187		Total	10,970,741.29
		State Equalization Ratio	71.29			

\*Includes County Health Service Taxes or County Open Space Tax. See Table 13

Population 1990 21,282  
 Population 1994 21,826  
 S & P Reting  
 Moody Reting A1

General Tax Rate Per \$100 4.67  
 State Equalized Tax Rate 2.40

**MOUNT OLIVE TOWNSHIP - MORRIS CO.**  
 Form of Government  
**Mayor-Council Plan E (OMCL 50)**  
 Number of Members on Governing Body - 5

PER CAPITA:  
 Gross Debt 1,952.32  
 Net Debt 1,832.22  
 Debt Service 116.26  
 Total Tax Levy 1,523.89  
 Municipal Expenditures 687.31

PER CENT:  
 Gross Debt 3.46  
 Net Debt 3.25  
 Tax Levy Collected 97.41  
 Tax Levy Cancelled, Abated or Adjusted .53

EXPENDITURES-CURRENT YEAR		REVENUES REALIZED-CURRENT YEAR		PROPERTY TAXES-CURRENT YEAR	
<b>GENERAL GOVERNMENT</b>		<b>REVENUES REALIZED-CURRENT YEAR</b>		<b>STATE EQUALIZED TAX RATE</b>	
Governing Body & Public Boerds	55,770.00	Property Taxes Collected	32,403,042.94	Local District School Taxes	1.80
Municipal Clerk	110,613.00	Payments in Lieu of Taxes		Regional & Consolidated School Tax	
Financial Administration	408,055.14	Delinquent Tax & Lien Collections	1,188,694.20	School Taxes in Municipal Budget	
Assessment of Taxes	132,948.00	Business Personalty Replacement Taxes	89,289.72	County Taxes	.30 *
Collection of Taxes	90,162.00	Taxes from Public Utilities	1,284,371.98	County Library Taxes	
Planning, Housing & Development	219,845.00	Other Miscellaneous Tax Revenues		Local Municipal Purpose Taxes	.51
Human Resources	100,348.00	State Aid Revenues	1,275,886.71	Veteran & Senior Citizen Taxes	
Elections	20,500.00	Federal Aid Revenues		Total Taxes for Rate Computation	2.41
General Administration (other)	889,715.00			Special District Taxes	
<b>JUDICIARY</b>		Sale of Acquired Property		Bank Corp. Taxes	
Municipal Courts	251,950.58	Other Miscellaneous Revenues	4,499,587.59	Added and Omitted Taxes	
<b>PUBLIC SAFETY</b>		Total	40,740,873.14	Total Taxes Levied - ABSTRACT	33,260,349.58
Fire Protection	450,151.00	Prior Years Surplus Appropriated	2,366,000.00	Total Taxes Billed	33,266,171.93
Police Protection	2,737,956.36	REVENUES TOTAL	43,104,873.14	TAXES COLLECTED	32,403,042.94
Civil Defense & Disaster Control	4,800.00	Reserve For Uncollected Taxes	1,609,823.00	Taxes Cancelled, Abated or Adjusted	177,537.17
Environmental Inspection & Control	205,194.00			Transfer to Tax Title Liens or Foreclosed	139,201.60
Other Public Safety		<b>CAPITAL OUTLAY TOTAL</b>	<b>1,799,065.43</b>	Ending Balance	546,390.22
<b>PUBLIC WORKS</b>				<b>PRIOR YEARS TAXES OUTSTANDING</b>	
Streets and Drainage	925,477.00	Public Enterprises		Beginning Balance	1,014,243.36
Sewers and Sewage Processing	686,000.00	Recreation-Culture		Collected	952,868.66
Garbage and Trash Disposal		Public Works	1,212,154.41	Cancelled, Abated or Adjusted	23,675.43
Public Buildings and Grounds	264,101.00	Buildings and Grounds	586,911.02	Transfers to Tax Title Liens or Foreclosed	22,353.01
Other Public Works	746,226.00	Library and Education		Ending Balance	15,346.26
<b>HEALTH and WELFARE</b>		Conservation		<b>TAX TITLE LIENS OUTSTANDING</b>	
Health Services Except Environmental	324,509.00	All Other		Beginning Balance	950,697.29
Welfare-Public Assistance	36,944.00			Transfer From Taxes	154,529.33
Hospital, Clinics, First Aid		<b>CAPITAL DEBT AUTHORIZED, ENDING BALANCE</b>		Redeemed	235,825.54
Animal, Insect, & Rodent Control	30,000.00	ISSUED AND UNISSUED		Cancelled, Abated or Adjusted	27,189.89
Other Welfare Services		School	2,621,150	Transfers to Foreclosed Property	48,102.39
<b>RECREATION and CONSERVATION</b>		Self-Liquidating		Ending Balance	794,108.81
Beeches and Boardwalks	17,335.00	Other	39,990,095	<b>PROPERTY ACQUIRED BY DEED OR FORECLOSURE</b>	
Perks, Playgrounds, Shede Trees		Total	42,611,245	Beginning Balance	1,448,888.54
Land Reclamation & Conservation	1,975.00	<b>ISSUED AND OUTSTANDING</b>		Transfers From Taxes or Liens	59,806.46
Other Recreational Services	264,820.00	School		Sale for Cash	
<b>EDUCATION (excluding schools)</b>		Self-Liquidating		Cancelled, Abated or Adjusted	
Libraries	498,591.00	Other		Ending Balance	1,508,695.00
Other Educational Services		Total		<b>CURRENT FINANCES ENDING BALANCE</b>	
<b>STATUTORY EXPENDITURES</b>		<b>EQUALIZED VALUATION BASIS FOR NET DEBT COMPUTATION</b>		ASSETS	
Pensions & F. I. C. A.	739,846.00			Cash	6,481,138.79
Employee Fringe Benefits	571,000.00			Taxes Receivable	561,736.48
Other Statutory Expenditures				Tax Title Liens	794,108.81
<b>MUNICIPAL FUNCTIONS</b>				Foreclosed Property	1,508,695.00
CAPITAL IMPROVEMENTS	400,000.00			Emergencies & Other Deferred Charges	17,655.00
DEBT SERVICE				State and Federal Aid Receivable	31,839.02
Prinicipal Payments	1,714,500.00			Other Receivables	279,538.58
Interest Payments	823,010.36			Total	9,674,711.68
<b>DEFERRED CHARGES</b>				<b>LIABILITIES, RESERVES, AND SURPLUS</b>	
SCHOOL, COUNTY, SPECIAL DISTRICT TAXES	69,000.00			Cash Liabilities	1,971,782.13
RESERVE FOR UNCOLLECTED TAXES	25,776,943.59			Reserves for Receivables	3,144,078.87
EXPENDITURES TOTAL	40,778,109.03			Surplus	4,558,850.68
				Total	9,674,711.68

\*Includes County Health Service Taxes or County Open Space Tax. See Table 13.

1425

Population 1990 **3,847**  
 Population 1994 **4,033**  
 S & P Rating  
 Moody Rating **AA**

General Tax Rate Per \$100. **5.40**  
 State Equalized Tax Rate **2.20**

**MOUNTAIN LAKES BORO. - MORRIS CO.**  
 Form of Government:  
**Council-Manager Plan E (OMCL 50)**  
 Number of Members on Governing Body - 7

PER CAPITA:  
 Gross Debt **1,198.77**  
 Net Debt **598.72**  
 Debt Service **73.76**  
 Total Tax Levy **2,974.81**  
 Municipal Expenditures **960.21**

PER CENT:  
 Gross Debt **.94**  
 Net Debt **.47**  
 Tax Levy Collected **97.57**  
 Tax Levy Cancelled, Abated or Adjusted **.02**

EXPENDITURES-CURRENT YEAR		REVENUES REALIZED-CURRENT YEAR		PROPERTY TAXES-CURRENT YEAR				
<b>GENERAL GOVERNMENT</b>		<b>REVENUES REALIZED-CURRENT YEAR</b>		<b>PROPERTY TAXES-CURRENT YEAR</b>				
Governing Body & Public Boards		Property Taxes Collected	<b>11,707,764.90</b>	STATE EQUALIZED TAX RATE	<b>1.56</b>			
Municipal Clerk		Payments in Lieu of Taxes		Local District School Taxes	<b>8,447,084.00</b>			
Financial Administration	<b>62,106.00</b>	Delinquent Tax & Lien Collections	<b>440,486.76</b>	Regional & Consolidated School Tax				
Assessment of Taxes	<b>109,400.00</b>	Business Personality Replacement Taxes	<b>35,963.12</b>	School Taxes in Municipal Budget				
Collection of Taxes	<b>35,875.00</b>	Taxes from Public Utilities	<b>408,770.00</b>	County Taxes	<b>.30</b> *			
Planning, Housing & Development	<b>57,133.00</b>	Other Miscellaneous Tax Revenues		County Library Taxes				
Human Resources	<b>113,438.34</b>	State Aid Revenues	<b>218,405.62</b>	Local Municipal Purpose Taxes	<b>.34</b>			
Elections		Federal Aid Revenues		Veteran & Senior Citizen Taxes	<b>9,200.00</b>			
General Administration (other)	<b>470,841.00</b>			Total Taxes for Rate Computation	<b>2.20</b>			
<b>JUDICIARY</b>				Special District Taxes	<b>11,920,890.51</b>			
Municipal Courts	<b>24,920.49</b>	Sale of Acquired Property		Bank Corp. Taxes				
<b>PUBLIC SAFETY</b>		Other Miscellaneous Revenues	<b>582,849.75</b>	Added and Omitted Taxes	<b>85,728.21</b>			
Fire Protection	<b>167,325.70</b>	Total	<b>13,394,240.15</b>	Total Taxes Levied - ABSTRACT	<b>11,997,418.72</b>			
Police Protection	<b>808,417.68</b>	Prior Years Surplus Appropriated	<b>603,779.00</b>	Total Taxes Billed	<b>11,999,833.73</b>			
Civil Defense & Disaster Control	<b>900.00</b>	<b>REVENUES TOTAL</b>	<b>13,998,019.15</b>	TAXES COLLECTED	<b>11,707,764.90</b>			
Environmental Inspection & Control	<b>45,367.00</b>	Reserve For Uncollected Taxes	<b>705,782.00</b>	Taxes Cancelled, Abated or Adjusted	<b>1,801.53</b>			
Other Public Safety		<b>CAPITAL OUTLAY TOTAL</b>	<b>266,469.83</b>	Transfer to Tax Title Liens or Foreclosed	<b>746.58</b>			
<b>PUBLIC WORKS</b>		Public Enterprises		Ending Balance	<b>289,520.72</b>			
Streets and Drainage	<b>374,685.27</b>	Recreation-Culture	<b>15,685.00</b>	<b>PRIOR YEARS TAXES OUTSTANDING</b>				
Sewers and Sewage Processing		Public Works	<b>84,101.07</b>	Beginning Balance	<b>482,407.61</b>			
Garbage and Trash Disposal		Buildings and Grounds	<b>166,683.76</b>	Collected	<b>406,835.52</b>			
Public Buildings and Grounds	<b>76,000.00</b>	Library and Education		Cancelled, Abated or Adjusted	<b>75,572.09</b>			
Other Public Works		Conservation		Transfers to Tax Title Liens or Foreclosed				
<b>HEALTH and WELFARE</b>		All Other		Ending Balance				
Health Services Except Environmental	<b>26,165.00</b>	<b>CAPITAL DEBT AUTHORIZED, ENDING BALANCE</b>		<b>TAX TITLE LIENS OUTSTANDING</b>				
Welfare-Public Assistance	<b>750.00</b>	ISSUED AND UNISSUED	GROSS DEBT	NET DEBT				
Hospital, Clinics, First Aid		School	<b>2,248,000</b>	Beginning Balance	<b>37,148.65</b>			
Animal, Insect, & Rodent Control		Sell-Liquidating	<b>172,013</b>	Transfer From Taxes	<b>746.58</b>			
Other Welfare Services		Other	<b>2,414,641</b>	Redeemed	<b>33,651.24</b>			
<b>RECREATION and CONSERVATION</b>		Total	<b>4,834,655</b>	Cancelled, Abated or Adjusted				
Beeches and Boardwalks		<b>ISSUED AND OUTSTANDING</b>		Transfers to Foreclosed Property				
Perks, Playgrounds, Shede Trees	<b>139,660.35</b>	School	<b>2,248,000.00</b>	Ending Balance	<b>4,243.99</b>			
Land Reclamation & Conservation	<b>7,628.07</b>	Sell-Liquidating	<b>36,100.00</b>	<b>PROPERTY ACQUIRED BY DEED OR FORECLOSURE</b>				
Other Recreational Services	<b>55,000.00</b>	Other	<b>1,202,890.36</b>	Beginning Balance	<b>157,085.09</b>			
<b>EDUCATION (excluding schools)</b>		Total	<b>3,486,990.36</b>	Transfers From Taxes or Liens				
Libraries	<b>96,600.00</b>	<b>EQUALIZED VALUATION BASIS FOR NET DEBT COMPUTATION</b>		Sale for Cash				
Other Educational Services	<b>2,330.50</b>	<b>REAL PROPERTY VALUATIONS</b>		Cancelled, Abated or Adjusted				
<b>STATUTORY EXPENDITURES</b>		Code	Class	# of Parcels	% VAL'N	Ending Balance	<b>157,085.09</b>	
Pensions & F. t. C. A.	<b>163,836.00</b>	1	Vacant Land	74	1.22	<b>CURRENT FINANCES ENDING BALANCE ASSETS</b>		
Employee Fringe Benefits	<b>8,500.00</b>	2	Residential	1290	86.70	Cash	<b>1,236,007.89</b>	
Other Statutory Expenditures		3	Ferm			Taxes Receivable	<b>289,520.72</b>	
<b>MUNICIPAL FUNCTIONS TOTAL</b>		4a	Commercial	72	11.58	Tax Title Liens	<b>4,243.99</b>	
CAPITAL IMPROVEMENTS	<b>2,826,879.40</b>	4b	Industrial	5	.50	Foreclosed Property	<b>157,085.09</b>	
DEBT SERVICE	<b>200,100.00</b>	4c	Apartments			Emergencies & Other Delerred Charges	<b>121,000.00</b>	
Principel Payments	<b>250,000.00</b>	Total	1441			State and Federal Aid Receivable		
Interest Payments	<b>47,478.60</b>	Land Area	2.90	Sq. Miles		Other Receivables	<b>44,862.57</b>	
<b>DEFERRED CHARGES</b>		Net Valuation Taxable-Municipal	<b>220,223,762</b>	<b>ASSESSED VALUATION</b>		Total	<b>1,852,720.26</b>	
SCHOOL, COUNTY, SPECIAL DISTRICT TAXES	<b>10,071,657.41</b>	Net Valuation Taxable-County	<b>521,396,563</b>	1	Vacant Land	<b>2,680,600.00</b>	<b>LIABILITIES, RESERVES, AND SURPLUS</b>	
RESERVE FOR UNCOLLECTED TAXES	<b>705,782.00</b>	State Equalized Valuation	<b>538,821,990</b>	2	Residential	<b>189,972,600.00</b>	Cash Liabilities	<b>460,959.88</b>
EXPENDITURES TOTAL	<b>13,966,199.09</b>	State Equalization Ratio	<b>40.75</b>	3	Ferm		Reserves for Receivables	<b>495,712.37</b>
				4a	Commercial	<b>25,381,100.00</b>	Surplus	<b>896,048.01</b>
				4b	Industrial	<b>1,086,000.00</b>	Total	<b>1,852,720.26</b>

\*Includes County Health Service Taxes or County Open Space Tax. See Table 13.

2010  
 Population 1990 6,657  
 Population 1994 6,665  
 S & P Rating  
 Moody Rating AA

General Tax Rate Per \$100. 3.11  
 State Equalized Tax Rate 1.79

**MOUNTAINSIDE BOROUGH - UNION CO.**  
 Form of Government:  
**Borough Council**  
 Number of Members on Governing Body - 6

PER CAPITA:  
 Gross Debt 990.02  
 Net Debt 931.99  
 Debt Service 27.51  
 Total Tax Levy 2,210.45  
 Municipal Expenditures 910.95

PER CENT:  
 Gross Debt .80  
 Net Debt .75  
 Tax Levy Collected 97.91  
 Tax Levy Cancelled, Abated or Adjusted .06

EXPENDITURES-CURRENT YEAR	REVENUES REALIZED-CURRENT YEAR	PROPERTY TAXES-CURRENT YEAR
<b>GENERAL GOVERNMENT</b>		<b>STATE EQUALIZED TAX RATE</b>
Governing Body & Public Boards		Local District School Taxes .47 3,862,434.50
Municipal Clerk		Regional & Consolidated School Tax .44 3,606,179.88
Financial Administration 85,900.00	Property Taxes Collected 14,428,259.16	School Taxes in Municipal Budget
Assessment of Taxes 48,420.00	Payments in Lieu of Taxes 43,104.60	County Taxes .49 * 4,004,847.19
Collection of Taxes	Delinquent Tax & Lien Collections 340,573.93	County Library Taxes
Planning, Housing & Development 17,750.00	Business Personality Replacement Taxes 253,330.64	Local Municipal Purpose Taxes .40 3,246,951.58
Human Resources 90,588.70	Taxes from Public Utilities 701,079.00	Veteran & Senior Citizen Taxes 47,850.00
Elections 4,850.00	Other Miscellaneous Tax Revenues	Total Taxes for Rate Computation 1.80 14,768,263.15
General Administration (other) 643,515.00	State Aid Revenues 300,051.82	Special District Taxes
<b>JUDICIARY</b>	Federal Aid Revenues	Bank Corp. Taxes
Municipal Courts 83,950.00	Sale of Acquired Property	Added and Omitted Taxes 12,221.18
<b>PUBLIC SAFETY</b>	Other Miscellaneous Revenues 1,589,977.60	Total Taxes Levied - ABSTRACT 14,732,634.33
Fire Protection 222,674.60	Total 17,656,376.75	Total Taxes Billed 14,736,047.96
Police Protection 1,522,314.46	Prior Years Surplus Appropriated 424,200.00	<b>TAXES COLLECTED</b> 14,428,259.16
Civil Defense & Disaster Control 2,550.00	REVENUES TOTAL 18,080,576.75	Taxes Cancelled, Abated or Adjusted 9,427.50
Environmental Inspection & Control 122,550.00	Reserve For Uncollected Taxes 786,000.00	Transfer to Tax Title Liens or Foreclosed
Other Public Safety	<b>CAPITAL OUTLAY TOTAL</b> 772,772.69	Ending Balance 298,361.30
<b>PUBLIC WORKS</b>	Public Enterprises 26,420.47	<b>PRIOR YEARS TAXES OUTSTANDING</b>
Streets and Drainage 685,748.74	Recreation-Culture 44,552.90	Beginning Balance 401,621.56
Sewers and Sewage Processing 352,156.00	Public Works 114,459.42	Collected 305,799.40
Garbage and Trash Disposal 97,600.00	Buildings and Grounds 587,339.90	Cancelled, Abated or Adjusted 27,075.63
Public Buildings and Grounds	Library and Education	Transfers to Tax Title Liens or Foreclosed 26,281.20
Other Public Works	Conservation	Ending Balance 42,465.33
<b>HEALTH and WELFARE</b>	All Other	<b>TAX TITLE LIENS OUTSTANDING</b>
Health Services Except Environmental 43,846.00		Beginning Balance
Welfare-Public Assistance 5,400.00	<b>CAPITAL DEBT AUTHORIZED, ENDING BALANCE</b>	Transfer From Taxes 34,774.53
Hospital, Clinics, First Aid	<b>ISSUED AND UNISSUED</b>	Redeemed 34,774.53
Animal, Insect, & Rodent Control 8,360.00	<b>SCHOOL</b> 87,551	Cancelled, Abated or Adjusted
Other Welfare Services	<b>Self-Liquidating</b> 299,250	Transfers to Foreclosed Property
<b>RECREATION and CONSERVATION</b>	<b>Other</b> 6,211,697	Ending Balance
Beeches and Boardwalks 14,450.00	<b>Total</b> 6,598,499	<b>PROPERTY ACQUIRED BY DEED OR FORECLOSURE</b>
Parks, Playgrounds, Shade Trees 2,446.28	<b>ISSUED AND OUTSTANDING</b>	Beginning Balance 3,875.00
Land Reclamation & Conservation 89,440.00	<b>SCHOOL</b> 87,551.79	Transfers From Taxes or Liens
Other Recreational Services	<b>Self-Liquidating</b> 299,000.00	Sale for Cash
<b>EDUCATION (excluding schools)</b>	<b>Other</b> 5,190,000.00	Cancelled, Abated or Adjusted
Libraries 348,275.00	<b>Total</b> 5,576,551.79	Ending Balance 3,875.00
Other Educational Services	<b>EQUALIZED VALUATION BASIS FOR NET DEBT COMPUTATION</b> 823,138,718	<b>CURRENT FINANCES ENDING BALANCE</b>
<b>STATUTORY EXPENDITURES</b>	<b>REAL PROPERTY VALUATIONS</b>	<b>ASSETS</b>
Pensions & F. I. C. A. 250,050.00	<b>Code Class # of Parcels % VAL'N ASSESSED VALUATION</b>	Cash 3,003,996.97
Employee Fringe Benefits 359,000.00	1 Vacant Land 93 1.27 5,956,600.00	Taxes Receivable 340,826.63
Other Statutory Expenditures	2 Residential 2380 78.51 369,602,600.00	Tax Title Liens
<b>MUNICIPAL FUNCTIONS TOTAL</b> 5,101,834.78	3 Farm	Foreclosed Property 3,875.00
<b>CAPITAL IMPROVEMENTS *MEMO*</b> 280,000.00	4e Commercial 101 11.75 55,303,400.00	Emergencies & Other Deferred Charges
<b>DEBT SERVICE</b>	4b Industrial 58 8.47 39,889,400.00	State and Federal Aid Receivable 34,443.40
Principal Payments 140,000.00	4c Apartments	Other Receivables 107,675.45
Interest Payments 43,350.81	Total 2632 470,752,000.00	Total 3,490,817.45
<b>DEFERRED CHARGES</b> 320.00	Land Area 4.10 Sq Miles	<b>LIABILITIES, RESERVES, AND SURPLUS</b>
<b>SCHOOL, COUNTY, SPECIAL DISTRICT TAXES</b> 11,473,461.57	Net Valuation Taxable-Municipal 471,917,525	Cash Liabilities 1,244,983.68
<b>RESERVE FOR UNCOLLECTED TAXES</b> 786,000.00	Net Valuation Taxable-County 860,552,988	Reserves for Receivables 2,255,467.02
<b>EXPENDITURES TOTAL</b> 17,544,967.16	State Equalized Valuation 816,885,504	Surplus 1,793,456.69
	State Equalization Ratio 57.71	Total 5,293,907.39

Population 1990 **5,896**  
 Population 1994 **6,088**  
 S & P Rating  
 Moody Rating **AAA**

General Tax Rate Per \$100. **3.42**  
 State Equalized Tax Rate **2.24**

**MULLICA TOWNSHIP - ATLANTIC COUNTY**  
 Form of Government:  
**Mayor-Council Plan F (OMCL 50)**  
 Number of Members on Governing Body - 5

PER CAPITA:  
 Gross Debt **1,349.70**  
 Net Debt **440.73**  
 Debt Service **67.22**  
 Total Tax Levy **945.12**  
 Municipal Expenditures **580.90**

PER CENT:  
 Gross Debt **3.38**  
 Net Debt **1.10**  
 Tax Levy Collected **88.03**  
 Tax Levy Cancelled, Abated or Adjusted **.26**

EXPENDITURES-CURRENT YEAR		REVENUES REALIZED-CURRENT YEAR		PROPERTY TAXES-CURRENT YEAR	
<b>GENERAL GOVERNMENT</b>		<b>REVENUES REALIZED-CURRENT YEAR</b>		<b>STATE EQUALIZED TAX RATE</b>	
Governing Body & Public Boards	17,299.22	Property Taxes Collected	5,066,418.91	Local District School Taxes	.78
Municipal Clerk	70,456.89	Payments in Lieu of Taxes		Regional & Consolidated School Tax	.51
Financial Administration	29,516.64	Delinquent Tax & Lien Collections	587,749.56	School Taxes in Municipal Budget	
Assessment of Taxes	26,711.13	Business Personalty Replacement Taxes	33,505.40	County Taxes	.49 *
Collection of Taxes	79,088.00	Taxes from Public Utilities	296,956.00	County Library Taxes	.03
Planning, Housing & Development	9,035.00	Other Miscellaneous Tax Revenues		Local Municipal Purpose Taxes	.43
Human Resources	264,919.00	State Aid Revenues	609,270.76	Veteran & Senior Citizen Taxes	
Elections		Federal Aid Revenues		Total Taxes for Rate Computation	2.24
General Administration (other)	331,647.89			Special District Taxes	
<b>JUDICIARY</b>		Sale of Acquired Property		Bank Corp. Taxes	
Municipal Courts	67,308.00	Other Miscellaneous Revenues	386,788.38	Added and Omitted Taxes	
<b>PUBLIC SAFETY</b>				Total Taxes Levied - ABSTRACT	5,753,886.98
Fire Protection	43,299.00	Total	6,980,689.01	Total Taxes Billed	5,755,402.68
Police Protection	668,659.67	Prior Years Surplus Appropriated	605,000.00	<b>TAXES COLLECTED</b>	<b>5,066,418.91</b>
Civil Defense & Disaster Control	2,100.00	<b>REVENUES TOTAL</b>	<b>7,585,689.01</b>	Taxes Cancelled, Abated or Adjusted	14,896.80
Environmental Inspection & Control	59,228.22	Reserve For Uncollected Taxes	710,794.58	Transfer to Tax Title Liens or Foreclosed	145,352.20
Other Public Safety		<b>CAPITAL OUTLAY TOTAL</b>	<b>811,898.85</b>	Ending Balance	528,734.77
<b>PUBLIC WORKS</b>				<b>PRIOR YEARS TAXES OUTSTANDING</b>	
Streets and Drainage	189,522.26	Public Enterprises		Beginning Balance	534,151.75
Sewers and Sewage Processing	68,964.31	Recreation-Culture		Collected	520,136.54
Garbage and Trash Disposal	112,000.00	Public Works	43,296.16	Cancelled, Abated or Adjusted	1,859.79
Public Buildings and Grounds	49,785.96	Buildings and Grounds	768,602.69	Transfers to Tax Title Liens or Foreclosed	3,738.46
Other Public Works	18,080.78	Library and Education		Ending Balance	8,416.96
<b>HEALTH and WELFARE</b>		Conservation		<b>TAX TITLE LIENS OUTSTANDING</b>	
Health Services Except Environmental		All Other		Beginning Balance	765,694.89
Welfare-Public Assistance	4,700.08			Transfer From Taxes	149,938.94
Hospital, Clinics, First Aid		<b>CAPITAL DEBT AUTHORIZED, ENDING BALANCE</b>		Redeemed	67,613.02
Animal, Insect, & Rodent Control		<b>ISSUED AND UNISSUED</b>		Cancelled, Abated or Adjusted	21,384.61
Other Welfare Services		School	5,533,776	Transfers to Foreclosed Property	
<b>RECREATION and CONSERVATION</b>		Self-Liquidating		Ending Balance	826,636.20
Beaches and Boardwalks		Other	2,683,190	<b>PROPERTY ACQUIRED BY DEED OR FORECLOSURE</b>	
Perks, Playgrounds, Shade Trees		Total	8,216,966	Beginning Balance	355,230.00
Land Reclamation & Conservation	100.00	<b>ISSUED AND OUTSTANDING</b>		Transfers From Taxes or Liens	
Other Recreational Services		School	5,533,776.19	Sale for Cash	
<b>EDUCATION (excluding schools)</b>		Self-Liquidating		Cancelled, Abated or Adjusted	
Libraries		Other	2,499,500.00	Ending Balance	355,230.00
Other Educational Services		Total	8,033,276.19	<b>CURRENT FINANCES ENDING BALANCE</b>	
<b>STATUTORY EXPENDITURES</b>		<b>EQUALIZED VALUATION BASIS FOR NET DEBT COMPUTATION</b>	243,014,298	<b>ASSETS</b>	
Pensions & F. I. C. A.	115,683.34	<b>REAL PROPERTY VALUATIONS</b>		Cash	576,200.43
Employee Fringe Benefits	181,494.98	<b>Code Class # of Parcels % VAL'N</b>		Taxes Receivable	537,151.73
Other Statutory Expenditures	1,000.00	1 Vacant Land 2648 13.33	21,987,535.00	Tax Title Liens	826,636.20
<b>MUNICIPAL FUNCTIONS TOTAL</b>	<b>2,410,600.37</b>	2 Residential 1932 75.57	124,650,000.00	Foreclosed Property	355,230.00
<b>CAPITAL IMPROVEMENTS *MEMO*</b>	<b>26,000.00</b>	3 Farm 118 2.90	4,775,200.00	Emergencies & Other Deferred Charges	282,179.16
<b>DEBT SERVICE</b>		4e Commercial 115 7.33	12,093,600.00	State and Federal Aid Receivable	6,159.15
Principal Payments	265,000.00	4b Industrial 3 .87	1,441,300.00	Other Receivables	43,153.29
Interest Payments	144,217.45	4c Apartments		Total	2,626,709.96
<b>DEFERRED CHARGES</b>	<b>5,927.16</b>	Total	4816	<b>LIABILITIES, RESERVES, AND SURPLUS</b>	
<b>SCHOOL, COUNTY, SPECIAL DISTRICT TAXES</b>	<b>4,621,407.52</b>	Land Area 56.50 Sq. Miles		Cash Liabilities	422,374.58
<b>RESERVE FOR UNCOLLECTED TAXES</b>	<b>710,794.58</b>	Net Valuation Taxable-Municipal	167,579,918	Reserves for Receivables	1,762,171.22
<b>EXPENDITURES TOTAL</b>	<b>8,157,947.08</b>	Net Valuation Taxable-County	246,342,068	Surplus	442,164.16
		State Equalized Valuation	254,038,525	Total	2,626,709.96
		State Equalization Ratio	65.61		

0812

Population 1990 3,413  
 Population 1994 3,412  
 S & P Rating  
 Moody Rating

General Tax Rate Per \$100. 2.51  
 State Equalized Tax Rate 2.53

## NATIONAL PARK BORO. - GLOUCESTER CO.

Form of Government:

Borough Council

Number of Members on Governing Body - 6

PER CAPITA:

Gross Debt 114.37  
 Net Debt 70.41  
 Debt Service 4.48  
 Total Tax Levy 683.82  
 Municipal Expenditures 420.98

PER CENT:

Gross Debt .44  
 Net Debt .27  
 Tax Levy Collected 92.10  
 Tax Levy Cancelled, Abated or Adjusted .17

EXPENDITURES-CURRENT YEAR		REVENUES REALIZED-CURRENT YEAR			PROPERTY TAXES-CURRENT YEAR		
<b>GENERAL GOVERNMENT</b>					<b>STATE EQUALIZED TAX RATE</b>		
Governing Body & Public Boards		Property Taxes Collected	2,148,822.30		Local District School Taxes	.72 668,928.00	
Municipal Clerk		Payments in Lieu of Taxes			Regional & Consolidated School Tax	.69 640,716.53	
Financial Administration	30,493.00	Delinquent Tax & Lien Collections	125,172.83		School Taxes in Municipal Budget		
Assessment of Taxes	13,058.00	Business Personalty Replacement Taxes	6,747.84		County Taxes	.59 * 547,720.95	
Collection of Taxes	21,825.00	Taxes from Public Utilities	338,238.00		County Library Taxes	.04 34,348.70	
Planning, Housing & Development	4,300.00	Other Miscellaneous Tax Revenues			Local Municipal Purpose Taxes	.48 440,100.00	
Human Resources	38,571.25	State Aid Revenues	335,230.58		Veteran & Senior Citizen Taxes	49,600.00	
Elections	1,700.00	Federal Aid Revenues			Total Taxes for Rate Computation	2.52 2,381,414.18	
General Administration (other)	200,840.00				Special District Taxes		
<b>JUDICIARY</b>		Sale of Acquired Property	158,533.28		Bank Corp. Taxes		
Municipal Courts	28,509.99	Other Miscellaneous Revenues	3,112,744.83		Added and Omitted Taxes	1,369.03	
<b>PUBLIC SAFETY</b>		Prior Years Surplus Appropriated	132,444.23		Total Taxes Levied - ABSTRACT	2,333,183.21	
Fire Protection	29,310.00	REVENUES	3,245,189.06		Total Taxes Billed	2,333,183.21	
Police Protection	276,891.50	Reserve For Uncollected Taxes	154,381.50		TAXES COLLECTED	2,148,822.30	
Civil Defense & Disaster Control	1,337.00				Taxes Cancelled, Abated or Adjusted	3,855.36	
Environmental Inspection & Control	18,067.00				Transfer to Tax Title Liens or Foreclosed	548.73	
Other Public Safety					Ending Balance	179,956.82	
<b>PUBLIC WORKS</b>		<b>CAPITAL OUTLAY</b>	<b>TOTAL</b>		<b>PRIOR YEARS TAXES OUTSTANDING</b>		
Streets and Drainage	163,242.09	Public Enterprises			Beginning Balance	130,481.55	
Sewers and Sewage Processing		Recreation-Culture			Collected	125,096.96	
Garbage and Trash Disposal	232,000.00	Public Works			Cancelled, Abated or Adjusted	175.18	
Public Buildings and Grounds	35,255.00	Buildings and Grounds			Transfers to Tax Title Liens or Foreclosed		
Other Public Works		Library and Education			Ending Balance	5,209.41	
<b>HEALTH and WELFARE</b>		Conservation			<b>TAX TITLE LIENS OUTSTANDING</b>		
Health Services Except Environmental	4,711.00	All Other			Beginning Balance	5,214.54	
Welfare-Public Assistance	600.00				Transfer From Taxes	548.73	
Hospital, Clinics, First Aid		<b>CAPITAL DEBT AUTHORIZED, ENDING BALANCE</b>			Redeemed	75.87	
Animal, Insect, & Rodent Control		ISSUED AND UNISSUED	GROSS DEBT		Cancelled, Abated or Adjusted		
Other Welfare Services		School	150,000		Transfers to Foreclosed Property		
<b>RECREATION and CONSERVATION</b>		Self-Liquidating	201,886		Ending Balance	5,687.40	
Beeches and Boardwalks		Other	38,350		<b>PROPERTY ACQUIRED BY DEED OR FORECLOSURE</b>		
Perks, Playgrounds, Shade Trees	4,550.00	Total	390,236		Beginning Balance	17,493.00	
Land Reclamation & Conservation					Transfers From Taxes or Liens		
Other Recreational Services	1,050.00				Sale for Cash		
<b>EDUCATION (excluding schools)</b>		ISSUED AND OUTSTANDING			Cancelled, Abated or Adjusted		
Libraries		School	150,000.00		Ending Balance	17,493.00	
Other Educational Services		Self-Liquidating	201,886.60		<b>CURRENT FINANCES ENDING BALANCE</b>		
<b>STATUTORY EXPENDITURES</b>		Other	28,000.00		<b>ASSETS</b>		
Pensions & F. I. C. A.	54,900.00	Total	379,886.60		Cash	670,973.94	
Employee Fringe Benefits	92,450.00	<b>EQUALIZED VALUATION BASIS</b>			Taxes Receivable	185,166.23	
Other Statutory Expenditures	3,675.00	FOR NET DEBT COMPUTATION	89,036,469		Tax Title Liens	5,687.40	
<b>MUNICIPAL FUNCTIONS</b>		<b>REAL PROPERTY VALUATIONS</b>			Foreclosed Property	17,493.00	
<b>CAPITAL IMPROVEMENTS</b>		Code Class # of Parcels % VAL'N	ASSESSED VALUATION		Emergencies & Other Deferred Charges	42,906.81	
<b>DEBT SERVICE</b>		1 Vacant Land 123 1.78	1,655,500.00		State and Federal Aid Receivable		
Principal Payments	14,000.00	2 Residential 1064 91.99	85,457,000.00		Other Receivables	61,984.83	
Interest Payments	1,281.00	3 Farm	5,122,900.00		Total	984,212.21	
		4e Commercial 39 5.51	665,800.00		<b>LIABILITIES, RESERVES, AND SURPLUS</b>		
		4b Industrial	92,901,200.00		Cash Liabilities	429,720.55	
		4c Apartments 4 .72			Reserves for Receivables	270,331.46	
		Total 1230			Surplus	284,160.20	
<b>DEFERRED CHARGES</b>		Land Area 1.00 Sq Miles			Total	984,212.21	
SCHOOL, COUNTY, SPECIAL DISTRICT TAXES	1,891,714.18	Net Valuation Taxable-Municipal	93,134,348				
RESERVE FOR UNCOLLECTED TAXES	154,381.50	Net Valuation Taxable-County	88,502,864				
<b>EXPENDITURES</b>		State Equalized Valuation	92,351,343				
<b>TOTAL</b>	<b>3,328,093.76</b>	State Equalization Ratio	100.85				

Population 1990 4,997  
 Population 1994 5,048  
 S & P Rating  
 Moody Rating

General Tax Rate Per \$100. 2.69  
 State Equalized Tax Rate 2.51

NEPTUNE TOWNSHIP - MONMOUTH CO.  
 Form of Government:  
 Township Committee  
 Number of Members on Governing Body - 5

PER CAPITA:  
 Gross Debt 242.22  
 Net Debt 242.22  
 Debt Service 14.04  
 Total Tax Levy 1,098.05  
 Municipal Expenditures 660.13

PER CENT:  
 Gross Debt .57  
 Net Debt .57  
 Tax Levy Collected 96.09  
 Tax Levy Cancelled, Abated or Adjusted .35

EXPENDITURES-CURRENT YEAR		REVENUES REALIZED-CURRENT YEAR		PROPERTY TAXES-CURRENT YEAR	
<b>GENERAL GOVERNMENT</b>		<b>REVENUES REALIZED-CURRENT YEAR</b>		<b>STATE EQUALIZED TAX RATE</b>	
Governing Body & Public Boards		Property Taxes Collected	5,328,074.76	Local District School Taxes	1.31
Municipal Clerk		Payments in Lieu of Taxes	32,085.96	Regional & Consolidated School Tax	
Financial Administration	21,250.00	Delinquent Tax & Lien Collections	200,179.87	School Taxes in Municipal Budget	
Assessment of Taxes	37,360.00	Business Personally Replecement Taxes	70,462.40	County Taxes	.47 *
Collection of Taxes	49,950.00	Taxes from Public Utilities	322,694.33	County Library Taxes	.02
Planning, Housing & Development	24,545.00	Other Miscellaneous Tax Revenues		Local Municipal Purpose Taxes	.70
Human Resources	134,574.50	State Aid Revenues	352,537.76	Veteran & Senior Citizen Taxes	
Elections	1,300.00	Federal Aid Revenues		Total Taxes for Rete Computation	2.50
General Administration (other)	281,039.51			Special District Taxes	
<b>JUDICIARY</b>		Sale of Acquired Property		Bank Corp. Taxes	
Municipal Courts	90,943.26	Other Miscellaneous Revenues	436,152.27	Added and Omitted Taxes	
<b>PUBLIC SAFETY</b>				Total Taxes Levied - ABSTRACT	30,056.73
Fire Protection	79,797.24	Prior Years Surplus Appropriated	600,000.00	Total Taxes Billed	5,542,937.40
Police Protection	997,852.43	<b>REVENUES TOTAL</b>	<b>7,342,187.35</b>	<b>TAXES COLLECTED</b>	<b>5,328,074.76</b>
Civil Defense & Disaster Control	1,560.00	Reserve For Uncollected Taxes	307,759.36	Taxes Cancelled, Abated or Adjusted	19,507.50
Environmental Inspection & Control	36,173.00	<b>CAPITAL OUTLAY TOTAL</b>	<b>274,427.41</b>	Transfer to Tax Title Liens or Foreclosed	
Other Public Safety		Public Enterprises	81,218.46	Ending Balance	197,264.51
<b>PUBLIC WORKS</b>		Recreation-Culture		<b>PRIOR YEARS TAXES OUTSTANDING</b>	
Streets and Drainage	370,271.00	Public Works	18,840.62	Beginning Balance	236,925.58
Sewers and Sewage Processing		Buildings and Grounds	174,368.33	Collected	200,179.87
Garbage and Trash Disposal	263,555.00	Library and Education		Cancelled, Abated or Adjusted	1,447.81
Public Buildings and Grounds	57,250.00	Conservation		Transfers to Tax Title Liens or Foreclosed	
Other Public Works		All Other		Ending Balance	35,297.90
<b>HEALTH and WELFARE</b>		<b>CAPITAL DEBT AUTHORIZED, ENDING BALANCE</b>		<b>TAX TITLE LIENS OUTSTANDING</b>	
Health Services Except Environmental		ISSUED AND UNISSUED		Beginning Balance	88.47
Welfare-Public Assistance	11,245.00	School		Transfer From Taxes	
Hospital, Clinics, First Aid		Self-Liquidating		Redeemed	
Animal, Insect, & Rodent Control		Other	1,222,702	Cancelled, Abated or Adjusted	
Other Welfare Services		Total	1,222,702	Transfers to Foreclosed Property	
<b>RECREATION and CONSERVATION</b>		<b>GROSS DEBT</b>		Ending Balance	88.47
Beaches and Boardwalks		<b>NET DEBT</b>		<b>PROPERTY ACQUIRED BY DEED OR</b>	
Perks, Playgrounds, Shade Trees	5,900.00			<b>FORECLOSURE</b>	
Land Reclamation & Conservation	58,135.00	ISSUED AND OUTSTANDING		Beginning Balance	53,213.00
Other Recreational Services	6,300.00	School		Transfers From Taxes or Liens	
<b>EDUCATION (excluding schools)</b>		Self-Liquidating		Sale for Cash	
Libraries	20,770.00	Other	332,300.00	Cancelled, Abated or Adjusted	
Other Educational Services		Total	332,300.00	Ending Balance	53,213.00
<b>STATUTORY EXPENDITURES</b>		<b>EQUALIZED VALUATION BASIS</b>		<b>CURRENT FINANCES ENDING BALANCE</b>	
Pensions & F. I. C. A.	178,400.00	<b>FOR NET DEBT COMPUTATION</b>	<b>216,399,016</b>	<b>ASSETS</b>	
Employee Fringe Benefits	195,200.00	<b>REAL PROPERTY VALUATIONS</b>		Cash	2,053,473.11
Other Statutory Expenditures		Code Class # of Parcels % VAL'N		Taxes Receivable	232,562.41
<b>MUNICIPAL FUNCTIONS</b>		1 Vacant Land 86 1.93	3,945,700.00	Tax Title Liens	88.47
<b>CAPITAL IMPROVEMENTS</b>		2 Residential 1379 64.69	132,254,800.00	Foreclosed Property	53,213.00
<b>DEBT SERVICE</b>		3 Farm		Emergencies & Other Deferred Charges	478.04
Principal Payments	67,552.00	4e Commercial 99 19.78	40,436,800.00	State and Federal Aid Receivable	8,839.86
Interest Payments	3,333.46	4b Industrial 11 3.99	8,164,300.00	Other Receivables	222,412.25
		4c Apartments 9 9.61	19,640,000.00	Total	2,571,067.14
		Total 1584	204,441,600.00	<b>LIABILITIES, RESERVES, AND SURPLUS</b>	
<b>DEFERRED CHARGES</b>		Land Area .90 Sq Miles		Cash Liabilities	560,261.49
SCHOOL, COUNTY, SPECIAL DISTRICT TAXES	3,961,178.97	Net Valuation Taxable-Municipal	205,163,318	Reserves for Receivables	508,276.13
RESERVE FOR UNCOLLECTED TAXES	307,759.36	Net Valuation Taxable-County	223,192,253	Surplus	1,502,529.52
<b>EXPENDITURES</b>		State Equalized Valuation	220,126,741	Total	2,571,067.14
<b>TOTAL</b>	<b>7,293,520.86</b>	State Equalization Ratio	93.18		

\*Includes County Health Service Taxes or County Open Space Tax See Table 13

Population 1990 28,148  
 Population 1994 28,548  
 S & P Rating  
 Moody Rating AAA

General Tax Rate Per \$100. 2.50  
 State Equalized Tax Rate 2.45

NEPTUNE CITY BORO. - MONMOUTH CO.

Form of Government:  
 Borough Council

Number of Members on Governing Body - 6

PER CAPITA:		PER CENT:	
Gross Debt	761.73	Gross Debt	1.60
Net Debt	601.62	Net Debt	1.27
Debt Service	46.80	Tax Levy Collected	95.75
Total Tax Levy	1,215.76	Tax Levy Cancelled, Abated or Adjusted	.21
Municipal Expenditures	696.94		

EXPENDITURES-CURRENT YEAR		REVENUES REALIZED-CURRENT YEAR		PROPERTY TAXES-CURRENT YEAR	
<b>GENERAL GOVERNMENT</b>				<b>STATE EQUALIZED TAX RATE</b>	
Governing Body & Public Boards		Property Taxes Collected	33,234,594.83	Local District School Taxes	1.40
Municipal Clerk	127,650.00	Payments in Lieu of Taxes	167,291.60	Regional & Consolidated School Tax	
Financial Administration	302,501.68	Delinquent Tax & Lien Collections	1,344,265.79	School Taxes in Municipal Budget	
Assessment of Taxes	141,540.00	Business Personality Replacement Taxes	286,123.44	County Taxes	.47 *
Collection of Taxes	191,775.00	Taxes from Public Utilities	2,710,048.76	County Library Taxes	
Planning, Housing & Development	83,450.00	Other Miscellaneous Tax Revenues		Local Municipal Purpose Taxes	.57
Human Resources	1,386,096.00	State Aid Revenues	3,766,964.32	Veteran & Senior Citizen Taxes	
Elections	7,200.00	Federal Aid Revenues	6,000.00	Total Taxes for Rate Computation	2.44
General Administration (other)	1,354,615.00			Special District Taxes	
		Sele of Acquired Property		Bank Corp. Taxes	
<b>JUDICIARY</b>	174,685.00	Other Miscellaneous Revenues	1,624,779.67	Added end Omitted Taxes	
Municipal Courts				Total Taxes Levied - ABSTRACT	34,707,462.81
<b>PUBLIC SAFETY</b>		Total	43,140,068.41	Total Taxes Billed	34,709,927.78
Fire Protection		Prior Years Surplus Appropriated	3,337,000.00	<b>TAXES COLLECTED</b>	33,234,594.83
Police Protection	3,449,508.00	<b>REVENUES TOTAL</b>	46,477,068.41	Taxes Cancelled, Abated or Adjusted	72,814.26
Civil Defense & Disaster Control	27,705.00	Reserve For Uncollected Taxes	2,100,000.00	Transfer to Tax Title Liens or Foreclosed	48,003.82
Environmental Inspection & Control	417,225.00			Ending Balance	1,354,514.87
Other Public Safety		<b>CAPITAL OUTLAY TOTAL</b>	1,628,625.00	<b>PRIOR YEARS TAXES OUTSTANDING</b>	
<b>PUBLIC WORKS</b>				Beginning Balance	1,580,337.55
Streets end Drainage	644,794.00	Public Enterprises	136,887.00	Collected	1,328,025.05
Sewers end Sewage Processing	446,300.00	Recreation-Culture	56,433.00	Cancelled, Abated or Adjusted	15,894.55
Garbage end Trash Disposal	1,907,730.00	Public Works	175,337.00	Transfers to Tax Title Liens or Foreclosed	18,004.10
Public Buildings and Grounds	469,500.00	Buildings end Grounds	1,259,968.00	Ending Balance	218,413.85
Other Public Works	829,680.00	Library end Education		<b>TAX TITLE LIENS OUTSTANDING</b>	
<b>HEALTH end WELFARE</b>		Conservation		Beginning Balance	262,530.70
Health Services Except Environmental	62,360.00	All Other		Transfer From Taxes	69,721.74
Welfare-Public Assistance	101,755.00			Redeemed	16,240.74
Hospital, Clinics, First Aid		<b>CAPITAL DEBT AUTHORIZED, ENDING BALANCE</b>		Cancelled, Abated or Adjusted	325.25
Animal, Insect, & Rodent Control		<b>ISSUED AND UNISSUED</b>		Transfers to Foreclosed Property	
Other Welfare Services		School	3,609,000	Ending Balance	315,686.45
<b>RECREATION end CONSERVATION</b>		Self-Liquidating	961,750	<b>PROPERTY ACQUIRED BY DEED OR FORECLOSURE</b>	
Beeches end Boardwalks		Other	17,175,047	Beginning Balance	12,159,700.00
Perks, Playgrounds, Shade Trees	306,400.00	Total	21,745,797	Transfers From Taxes or Liens	
Lend Reclamation & Conservation	11,601.00	<b>ISSUED AND OUTSTANDING</b>		Sale for Cash	
Other Recreational Services	238,500.00	School	3,609,000.00	Cancelled, Abated or Adjusted	910,000.00
<b>EDUCATION (excluding schools)</b>		Self-Liquidating	767,000.00	Ending Balance	11,249,700.00
Libraries	590,000.00	Other	14,462,000.00	<b>CURRENT FINANCES ENDING BALANCE</b>	
Other Educational Services	28,800.00	Total	18,838,000.00	<b>ASSETS</b>	
<b>STATUTORY EXPENDITURES</b>		<b>EQUALIZED VALUATION BASIS FOR NET DEBT COMPUTATION</b>	1,356,326.004	Cash	6,003,657.79
Pensions & F. I. C. A.	1,106,203.00	<b>REAL PROPERTY VALUATIONS</b>		Taxes Receivable	1,572,928.72
Employee Fringe Benefits	1,877,639.41	<b>Code</b>		Tax Title Liens	315,686.45
Other Statutory Expenditures		<b>Class</b>		Foreclosed Property	11,249,700.00
		<b># of Parcels</b>		Emergencies & Other Deferred Charges	20,000.00
<b>MUNICIPAL FUNCTIONS</b>		<b>% VAL'N</b>		State end Federal Aid Receivable	67,047.00
<b>CAPITAL IMPROVEMENTS</b>		<b>ASSESSED VALUATION</b>		Other Receivables	275,099.09
<b>DEBT SERVICE</b>		1 Vacant Land	822 2.33	Total	19,504,119.05
Principle Payments	682,176.00	2 Residential	8862 76.21	<b>LIABILITIES, RESERVES, AND SURPLUS</b>	
Interest Payments	653,762.50	3 Farm	6 .03	Cash Liabilities	2,373,824.89
		4a Commercial	505 18.27	Reserves for Receivables	13,413,414.26
<b>DEFERRED CHARGES</b>		4b Industrial	13 .84	Surplus	3,716,879.90
SCHOOL, COUNTY, SPECIAL DISTRICT TAXES	26,980,457.34	4c Apartments	60 2.32	Total	19,504,119.05
RESERVE FOR UNCOLLECTED TAXES	2,100,000.00	Total	10268		
EXPENDITURES	46,876,624.88	Land Area	8.00 Sq. Miles		
		Net Valuation Taxable-Municipal	1,326,491,171		
		Net Valuation Taxable-County	1,361,781,604		
		State Equalized Valuation	1,355,388,074		
		State Equalization Ratio	97.85		

\*Includes County Health Service Taxes or County Open Spece Tax. See Table 13.

Population 1990 **3,311**  
 Population 1994 **3,337**  
 S & P Rating  
 Moody Rating

General Tax Rate Per \$100. **2.54**  
 State Equalized Tax Rate **2.82**

**NETCONG BOROUGH - MORRIS COUNTY**  
 Form of Government:  
**Borough Council**  
 Number of Members on Governing Body - 6

PER CAPITA:  
 Gross Debt **802.85**  
 Net Debt **523.84**  
 Debt Service **70.01**  
 Total Tax Levy **1,278.43**  
 Municipal Expenditures **650.12**

PER CENT:  
 Gross Debt **1.78**  
 Net Debt **1.16**  
 Tax Levy Collected **95.47**  
 Tax Levy Cancelled, Abated or Adjusted **.41**

EXPENDITURES-CURRENT YEAR		REVENUES REALIZED-CURRENT YEAR		PROPERTY TAXES-CURRENT YEAR	
<b>GENERAL GOVERNMENT</b>		<b>REVENUES REALIZED-CURRENT YEAR</b>		<b>PROPERTY TAXES-CURRENT YEAR</b>	
Governing Body & Public Boards		Property Taxes Collected	<b>4,086,003.24</b>	STATE EQUALIZED TAX RATE	<b>1.27</b>
Municipal Clerk		Payments in Lieu of Taxes		Local District School Taxes	<b>1,922,670.00</b>
Financial Administration	<b>36,025.00</b>	Delinquent Tax & Lien Collections	<b>188,551.04</b>	Regional & Consolidated School Tax	<b>.52</b>
Assessment of Taxes	<b>11,600.00</b>	Business Personally Replacement Taxes	<b>51,878.12</b>	School Taxes in Municipal Budget	
Collection of Taxes	<b>20,640.00</b>	Taxes from Public Utilities	<b>256,535.00</b>	County Taxes	<b>.33</b> *
Planning, Housing & Development	<b>22,300.00</b>	Other Miscellaneous Tax Revenues		County Library Taxes	
Human Resources	<b>29,327.25</b>	State Aid Revenues	<b>216,361.54</b>	Local Municipal Purpose Taxes	<b>.70</b>
Elections		Federal Aid Revenues		Veteran & Senior Citizen Taxes	
General Administration (other)	<b>334,150.00</b>			Total Taxes for Rate Computation	<b>2.82</b>
<b>JUDICIARY</b>				Special District Taxes	
Municipal Courts	<b>37,350.00</b>	Sale of Acquired Property		Bank Corp. Taxes	
<b>PUBLIC SAFETY</b>		Other Miscellaneous Revenues	<b>333,430.20</b>	Added and Omitted Taxes	
Fire Protection	<b>24,219.00</b>			Total Taxes Levied - ABSTRACT	<b>4,266,106.40</b>
Police Protection	<b>364,354.95</b>	Prior Years Surplus Appropriated	<b>225,000.00</b>	Total Taxes Billed	<b>4,279,819.62</b>
Civil Defense & Disaster Control	<b>1,350.00</b>	<b>REVENUES TOTAL</b>	<b>5,357,759.14</b>	<b>TAXES COLLECTED</b>	<b>4,086,003.24</b>
Environmental Inspection & Control	<b>30,555.00</b>	Reserve For Uncollected Taxes	<b>250,037.50</b>	Taxes Cancelled, Abated or Adjusted	<b>17,609.75</b>
Other Public Safety		<b>CAPITAL OUTLAY TOTAL</b>	<b>298,357.21</b>	Transfer to Tax Title Liens or Foreclosed	<b>16,863.15</b>
<b>PUBLIC WORKS</b>				Ending Balance	<b>159,343.49</b>
Streets and Drainage	<b>111,299.39</b>	Public Enterprises		<b>PRIOR YEARS TAXES OUTSTANDING</b>	
Sewers and Sewage Processing		Recreation-Culture		Beginning Balance	<b>159,921.19</b>
Garbage and Trash Disposal	<b>180,000.00</b>	Public Works	<b>138,627.18</b>	Collected	<b>158,577.16</b>
Public Buildings and Grounds	<b>22,240.00</b>	Buildings and Grounds	<b>159,730.03</b>	Cancelled, Abated or Adjusted	<b>50.56</b>
Other Public Works	<b>13,500.00</b>	Library and Education		Transfers to Tax Title Liens or Foreclosed	<b>1,293.46</b>
<b>HEALTH and WELFARE</b>		Conservation		Ending Balance	
Health Services Except Environmental	<b>31,325.00</b>	All Other		<b>TAX TITLE LIENS OUTSTANDING</b>	
Welfare-Public Assistance	<b>9,100.00</b>			Beginning Balance	<b>53,094.98</b>
Hospital, Clinics, First Aid		<b>CAPITAL DEBT AUTHORIZED, ENDING BALANCE</b>		Transfer From Taxes	<b>18,248.84</b>
Animal, Insect, & Rodent Control	<b>4,950.00</b>	<b>ISSUED AND UNISSUED GROSS DEBT</b>		Redeemed	<b>29,973.88</b>
Other Welfare Services		School	<b>151,976</b>	Cancelled, Abated or Adjusted	
<b>RECREATION and CONSERVATION</b>		Self-Liquidating	<b>779,085</b>	Transfers to Foreclosed Property	
Beeches and Boardwalks		Other	<b>1,748,063</b>	Ending Balance	<b>41,369.94</b>
Parks, Playgrounds, Shade Trees		Total	<b>2,679,126</b>	<b>PROPERTY ACQUIRED BY DEED OR FORECLOSURE</b>	
Land Reclamation & Conservation	<b>18,600.00</b>	<b>ISSUED AND OUTSTANDING</b>		Beginning Balance	<b>700.00</b>
Other Recreational Services	<b>33,050.00</b>	School	<b>151,976.54</b>	Transfers From Taxes or Liens	
<b>EDUCATION (excluding schools)</b>		Self-Liquidating	<b>745,835.63</b>	Sele for Cash	
Libraries	<b>6,850.00</b>	Other	<b>1,109,000.00</b>	Cancelled, Abated or Adjusted	
Other Educational Services		Total	<b>2,006,812.17</b>	Ending Balance	<b>700.00</b>
<b>STATUTORY EXPENDITURES</b>		<b>EQUALIZED VALUATION BASIS FOR NET DEBT COMPUTATION</b>	<b>150,363,737</b>	<b>CURRENT FINANCES ENDING BALANCE ASSETS</b>	
Pensions & F. I. C. A.	<b>55,400.00</b>	<b>REAL PROPERTY VALUATIONS</b>		Cash	<b>418,556.52</b>
Employee Fringe Benefits	<b>133,862.00</b>	<b>Code Class # of Parcels % VAL'N</b>		Texas Receivable	<b>159,343.48</b>
Other Statutory Expenditures		1 Vacant Land 48 2.02	<b>3,282,900.00</b>	Tax Title Liens	<b>41,369.94</b>
<b>MUNICIPAL FUNCTIONS</b>		2 Residential 792 71.35	<b>115,991,400.00</b>	Foreclosed Property	<b>700.00</b>
<b>CAPITAL IMPROVEMENTS</b>	<b>TOTAL</b>	3 Farm		Emergencies & Other Deferred Charges	<b>30,000.00</b>
<b>DEBT SERVICE</b>	<b>*MEMO*</b>	4e Commercial 71 15.79	<b>25,676,000.00</b>	State and Federal Aid Receivable	
Principal Payments	<b>186,200.00</b>	4b Industrial 4 .63	<b>1,016,400.00</b>	Other Receivables	<b>312,870.97</b>
Interest Payments	<b>47,428.73</b>	4c Apartments 1 10.21	<b>16,600,000.00</b>	Total	<b>962,840.91</b>
<b>DEFERRED CHARGES</b>		Total 916	<b>162,566,700.00</b>	<b>LIABILITIES, RESERVES, AND SURPLUS</b>	
SCHOOL, COUNTY, SPECIAL DISTRICT TAXES	<b>155,741.97</b>	Land Area .90 Sq Miles		Cash Liabilities	<b>235,818.90</b>
RESERVE FOR UNCOLLECTED TAXES	<b>3,203,674.06</b>	Net Valuation Taxable-Municipal	<b>167,602,396</b>	Reserves for Receivables	<b>514,284.39</b>
EXPENDITURES	<b>TOTAL</b>	Net Valuation Taxable-County	<b>156,603,885</b>	Surplus	<b>212,737.62</b>
	<b>5,373,129.85</b>	State Equalized Valuation	<b>151,650,685</b>	Total	<b>962,840.91</b>
		State Equalization Ratio	<b>110.88</b>		

Population 1990 41,711  
 Population 1994 41,477  
 S & P Rating AAA  
 Moody Rating AAA

General Tax Rate Per \$100. 2.96  
 State Equalized Tax Rate 3.03

Form of Government:  
 Mayor-Council Plan E (OMCL 50)  
 Number of Members on Governing Body - 5

Gross Debt 3,213.40  
 Net Debt 986.42  
 Debt Service 120.79  
 Total Tax Levy 923.99  
 Municipal Expenditures 1,137.58  
 Gross Debt 10.63  
 Net Debt 3.26  
 Tax Levy Collected 91.13  
 Tax Levy Cancelled, Abated or Adjusted 1.50

EXPENDITURES-CURRENT YEAR		REVENUES REALIZED-CURRENT YEAR		PROPERTY TAXES-CURRENT YEAR	
<b>GENERAL GOVERNMENT</b>				<b>STATE EQUALIZED TAX RATE</b>	
Governing Body & Public Boards	147,350.00	Property Taxes Collected	34,937,334.50	Local District School Taxes	1.71 21,665,905.00
Municipal Clerk	176,156.00	Payments in Lieu of Taxes	4,696,335.44	Regional & Consolidated School Tax	
Financial Administration	230,611.00	Delinquent Tax & Lien Collectiona	3,076,360.79	School Taxes in Municipal Budget	-10 1,228,455.00
Assessment of Taxes	98,702.00	Business Personalty Replacament Taxes	1,138,599.60	County Taxes	-44 * 5,529,467.74
Collection of Taxes	173,024.00	Taxes from Public Utilities	2,079,849.00	County Library Taxes	
Planning, Housing & Development	458,604.00	Other Miscellaneous Tax Revenues		Local Municipal Purposa Taxes	.78 9,884,156.40
Human Resources	1,128,058.72	State Aid Ravanuas	18,746,885.01	Veteran & Sanlor Cltizan Taxes	154,900.00
Elections		Federal Aid Ravanuas		Total Taxes for Rate Computation	3.03 38,472,884.14
General Administration (other)	2,766,316.00			Special District Taxes	
<b>JUDICIARY</b>		Sala of Acquired Property		Bank Corp. Taxes	
Municipal Courts	502,008.00	Other Miscellaneous Revenues	6,560,254.62	Addad and Omitted Taxes	16,518.76
<b>PUBLIC SAFETY</b>		Total	71,235,618.96	Total Taxes Laviad - ABSTRACT	38,324,502.90
Fire Protection	5,998,156.00	Prior Years Surplus Appropriatad	1,600,000.00	Total Taxes Billad	38,336,984.17
Police Protection	8,871,407.93	<b>REVENUES</b>	<b>TOTAL</b>	<b>TAXES COLLECTED</b>	<b>34,937,334.50</b>
Civil Defense & Disaster Control	2,500.00	Reserva For Uncollectad Taxes	3,383,000.00	Taxes Cancelled, Abated or Adjustad	576,047.30
Environmental Inspaction & Control	503,686.00	<b>CAPITAL OUTLAY</b>	<b>TOTAL</b>	Transfer to Tax Titla Liens or Foraclosed	401,731.14
Other Public Safety			8,461,336.60	Ending Balance	2,421,871.23
<b>PUBLIC WORKS</b>		Public Entarprises	423,034.71	<b>PRIOR YEARS TAXES OUTSTANDING</b>	
Streets and Drainage	1,764,574.00	Recreation-Culture	4,761.04	Beginning Balance	1,955,906.31
Sawars and Sewage Processing	125,600.67	Public Works	1,003,029.90	Collactad	1,893,942.68
Garbage and Trash Disposal	1,507,403.00	Buildings and Grounds	2,070,834.87	Cancelled, Abated or Adjusted	
Public Buildings and Grounds	6,453,632.00	Library and Education	4,959,676.08	Transfers to Tax Title Liens or Foraclosed	6,823.01
Othar Public Works	16,180.00	Conservation		Ending Balanca	55,140.62
<b>HEALTH and WELFARE</b>		All Other		<b>TAX TITLE LIENS OUTSTANDING</b>	
Health Services Except Environmental	417,208.88	<b>CAPITAL DEBT AUTHORIZED, ENDING BALANCE</b>		Beginning Balance	2,881,214.52
Welfare-Public Assistance	190,980.00	<b>ISSUED AND UNISSUED</b>	<b>GROSS DEBT</b>	Transfer From Taxes	408,554.15
Hospital, Clinics, First Aid		School	22,340,176	Redaamed	1,182,418.11
Animal, Insect, & Rodant Control		Salt-Liquidating	19,871,190	Cancelled, Abated or Adjusted	
Other Welfare Services	319,319.00	Other	91,070,651	Transfers to Foreclosed Property	
<b>RECREATION and CONSERVATION</b>		Total	133,282,017	Ending Balance	2,107,350.56
Beaches and Boardwalks		<b>ISSUED AND OUTSTANDING</b>		<b>PROPERTY ACQUIRED BY DEED OR FORECLOSURE</b>	
Parks, Playgrounds, Shada Trees	653,037.00	School	9,949,000.00	Beginning Balance	388,200.00
Land Reclamation & Conservation		Salt-Liquidating	13,009,000.00	Transfers From Taxes or Liens	
Other Recreational Services	662,349.00	Other	76,767,659.56	Sale for Cash	
<b>EDUCATION (axcluding schools)</b>		Total	99,725,659.56	Cancelled, Abated or Adjusted	
Libraries	628,550.00	<b>EQUALIZED VALUATION BASIS</b>		Ending Balance	388,200.00
Other Educational Services	1,000.00	<b>FOR NET DEBT COMPUTATION</b>	<b>1,254,388,824</b>	<b>CURRENT FINANCES ENDING BALANCE</b>	
<b>STATUTORY EXPENDITURES</b>		<b>REAL PROPERTY VALUATIONS</b>		<b>ASSETS</b>	
Pensions & F. I. C. A.	1,981,544.00	Code Class # of Parcels % VAL'N	ASSESSED VALUATION	Cash	10,563,692.54
Employae Fringe Benefits	2,879,500.00	1 Vacant Land 1315 2.68	32,226,700.00	Taxes Receivaba	2,477,011.85
Other Statutory Expendituraa	70,000.00	2 Residential 5513 50.63	609,512,000.00	Tax Title Liens	2,107,350.56
<b>MUNICIPAL FNCTIONS</b>	<b>38,727,457.20</b>	3 Farm		Foreclosad Property	388,200.00
<b>CAPITAL IMPROVEMENTS</b>	<b>*MEMO* 125,000.00</b>	4a Commercial 815 26.64	320,721,900.00	Emergencies & Othar Datarred Charges	
<b>DEBT SERVICE</b>		4b Industrial 63 10.36	124,763,200.00	State and Federal Aid Receivable	6,456,185.77
Principal Payments	2,236,448.40	4c Apartments 148 9.68	116,540,600.00	Other Racaivablas	197,599.33
Interest Payments	2,773,408.43	Total 7854	1,203,764,400.00	Total	22,190,040.05
<b>TYPE I SCHL DEBT *MEMO</b>	<b>2,016,261.72</b>	Land Area 5.50 Sq. Miles		<b>LIABILITIES, RESERVES, AND SURPLUS</b>	
<b>DEFERRED CHARGES</b>	<b>63,260.00</b>	Net Valuation Taxable-Municipal	1,294,610,318	Cash Liabilities	15,235,291.14
<b>SCHOOL, COUNTY, SPECIAL DISTRICT TAXES</b>	<b>28,423,827.74</b>	Net Valuation Taxable-County	1,335,261,720	Rasarves for Racaivablas	5,230,124.90
<b>RESERVE FOR UNCOLLECTED TAXES</b>	<b>3,383,000.00</b>	State Equalized Valuation	1,266,626,735	Surplus	1,724,624.01
<b>EXPENDITURES</b>	<b>TOTAL 75,607,401.77</b>	State Equalization Ratio	102.38	Total	22,190,040.05

Population 1990 9,546  
 Population 1994 8,106  
 S & P Rating  
 Moody Rating

General Tax Rate Per \$100. 1.03  
 State Equalized Tax Rate .99

NEW HANOVER TWP. - BURLINGTON CO.

Form of Government:  
 Township Committee

Number of Members on Governing Body - 3

PER CAPITA:  
 Gross Debt 20.37  
 Net Debt  
 Debt Service  
 Total Tax Levy 72.75  
 Municipal Expenditures 206.01

PER CENT:  
 Gross Debt .48  
 Net Debt  
 Tax Levy Collected 85.25  
 Tax Levy Cancelled, Abated or Adjusted

EXPENDITURES-CURRENT YEAR		REVENUES REALIZED-CURRENT YEAR		PROPERTY TAXES-CURRENT YEAR	
<b>GENERAL GOVERNMENT</b>		<b>REVENUES REALIZED-CURRENT YEAR</b>		<b>PROPERTY TAXES-CURRENT YEAR</b>	
Governing Body & Public Boards		Property Taxes Collected 339,008.00		STATE EQUALIZED TAX RATE →	
Municipal Clerk		Payments in Lieu of Taxes		Local District School Taxes	
Financial Administration 50,000.00		Delinquent Tax & Lien Collections		Regional & Consolidated School Tax .92 363,079.54	
Assessment of Taxes 20,800.00		Business Personalty Replacement Taxes 3,831.00		School Taxes in Municipal Budget	
Collection of Taxes 16,000.00		Taxes from Public Utilities 286,672.00		County Taxes .52 * 205,494.00	
Planning, Housing & Development 30,100.00		Other Miscellaneous Tax Revenues		County Library Taxes .03 13,407.07	
Human Resources 75,926.00		State Aid Revenues 891,666.00		Local Municipal Purpose Taxes	
Elections		Federal Aid Revenues		Veteran & Senior Citizen Taxes 3,900.00	
General Administration (other) 158,500.00		Sale of Acquired Property		Total Taxes for Rate Computation 1.47 585,880.61	
<b>JUDICIARY</b>		Other Miscellaneous Revenues		Special District Taxes	
Municipal Courts 80,000.00		Other Miscellaneous Revenues		Bank Corp. Taxes	
<b>PUBLIC SAFETY</b>		Prior Years Surplus Appropriated 392,817.00		Added and Omitted Taxes 7,748.00	
Fire Protection 16,642.00		REVENUES TOTAL 2,114,335.00		Total Taxes Levied - ABSTRACT 589,728.61	
Police Protection 127,100.00		Reserve For Uncollected Taxes 23,625.00		Total Taxes Billed 397,666.00	
Civil Defense & Disaster Control 5,600.00		<b>CAPITAL OUTLAY TOTAL</b>		TAXES COLLECTED 339,008.00	
Environmental Inspection & Control 30,700.00		Public Enterprises		Taxes Cancelled, Abated or Adjusted	
Other Public Safety		Recreation-Culture		Transfer to Tax Title Liens or Foreclosed	
<b>PUBLIC WORKS</b>		Public Works		Ending Balance 58,656.00	
Streets and Drainage 435,388.00		Buildings and Grounds		<b>PRIOR YEARS TAXES OUTSTANDING</b>	
Sewers and Sewage Processing 6,550.00		Library and Education		Beginning Balance 22,101.00	
Garbage and Trash Disposal 35,000.00		Conservation		Collected 20,597.00	
Public Buildings and Grounds 55,000.00		All Other		Cancelled, Abated or Adjusted	
Other Public Works		<b>CAPITAL DEBT AUTHORIZED, ENDING BALANCE</b>		Transfers to Tax Title Liens or Foreclosed	
<b>HEALTH and WELFARE</b>		ISSUED AND UNISSUED GROSS DEBT NET DEBT		Ending Balance 1,504.00	
Health Services Except Environmental 3,700.00		School 165,149		<b>TAX TITLE LIENS OUTSTANDING</b>	
Welfare-Public Assistance 1,800.00		Self-Liquidating		Beginning Balance	
Hospital, Clinics, First Aid 1,500.00		Other		Transfer From Taxes	
Animal, Insect, & Rodent Control		Total 165,149		Redeemed	
Other Welfare Services		ISSUED AND OUTSTANDING		Cancelled, Abated or Adjusted	
<b>RECREATION and CONSERVATION</b>		School 165,149.57		Transfers to Foreclosed Property	
Beeches and Boardwalks		Self-Liquidating		Ending Balance	
Perks, Playgrounds, Shade Trees 19,877.00		Other		PROPERTY ACQUIRED BY DEED OR	
Land Reclamation & Conservation 29,800.00		Total 165,149.57		FORECLOSURE	
Other Recreational Services		EQUALIZED VALUATION BASIS FOR NET DEBT COMPUTATION 34,558,794		Beginning Balance	
<b>EDUCATION (excluding schools)</b>		REAL PROPERTY VALUATIONS		Transfers From Taxes or Liens	
Libraries		Code Class # of Parcels % VAL'N ASSESSED VALUATION		Sale for Cash	
Other Educational Services		1 Vacant Land 91 5.87 2,087,900.00		Cancelled, Abated or Adjusted	
<b>STATUTORY EXPENDITURES</b>		2 Residential 191 61.96 22,028,900.00		Ending Balance	
Pensions & F. I. C. A. 43,701.00		3 Farm 40 5.12 1,818,700.00		<b>CURRENT FINANCES ENDING BALANCE</b>	
Employee Fringe Benefits 60,000.00		4e Commercial 25 26.84 9,542,900.00		ASSETS	
Other Statutory Expenditures 1,500.00		4b Industrial 1 .22 77,500.00		Cash 1,153,996.00	
<b>MUNICIPAL FUNCTIONS TOTAL 1,301,184.00</b>		4c Apartments		Taxes Receivable 60,160.00	
<b>CAPITAL IMPROVEMENTS *MEMO*</b>		Total 348 35,555,900.00		Tax Title Liens	
<b>DEBT SERVICE</b>		Land Area 21.85 Sq. Miles		Foreclosed Property	
Principal Payments		Net Valuation Taxable-Municipal 38,040,487		Emergencies & Other Deferred Charges	
Interest Payments		Net Valuation Taxable-County 40,028,141		State and Federal Aid Receivable	
<b>DEFERRED CHARGES 345,139.00</b>		State Equalized Valuation 39,533,561		Other Receivables 5,255.00	
<b>SCHOOL, COUNTY, SPECIAL DISTRICT TAXES 581,980.61</b>		State Equalization Ratio 95.97		Total 1,219,411.00	
<b>RESERVE FOR UNCOLLECTED TAXES 23,625.00</b>				<b>LIABILITIES, RESERVES, AND SURPLUS</b>	
<b>EXPENDITURES TOTAL 2,251,928.61</b>				Cash Liabilities 653,378.00	
				Reserves for Receivables 65,415.00	
				Surplus 500,618.00	
				Total 1,219,411.00	

Population 1990 **15,990**  
 Population 1994 **16,218**  
 S & P Rating **AAA**  
 Moody Rating **A1**

General Tax Rate Per \$100. **2.19**  
 State Equalized Tax Rate **2.32**

**NEW MILFORD BOROUGH - BERGEN CO.**

Form of Government:

**Borough Council**

Number of Members on Governing Body - 6

PER CAPITA:  
 Gross Debt **496.76**  
 Net Debt **496.76**  
 Debt Service **52.27**  
 Total Tax Levy **1,308.02**  
 Municipal Expenditures **600.76**

PER CENT:  
 Gross Debt **.89**  
 Net Debt **.89**  
 Tax Levy Collected **98.18**  
 Tax Levy Cancelled, Abated or Adjusted **.38**

EXPENDITURES-CURRENT YEAR		REVENUES REALIZED-CURRENT YEAR			PROPERTY TAXES-CURRENT YEAR	
<b>GENERAL GOVERNMENT</b>					<b>STATE EQUALIZED TAX RATE</b>	
Governing Body & Public Boards					Local District School Taxes	<b>1.47</b>
Municipal Clerk					Regional & Consolidated School Tax	
Financial Administration					School Taxes in Municipal Budget	
Assessment of Taxes					County Taxes	<b>.28</b> *
Collection of Taxes					County Library Taxes	
Planning, Housing & Development					Local Municipal Purpose Taxes	<b>.56</b>
Human Resources					Veteran & Senior Citizen Taxes	
Elections					Total Taxes for Rate Computation	<b>2.31</b>
General Administration (other)					Special District Taxes	
<b>JUDICIARY</b>					Bank Corp. Taxes	
Municipal Courts					Added and Omitted Taxes	
<b>PUBLIC SAFETY</b>					Total Taxes Levied - ABSTRACT	<b>43,927.32</b>
Fire Protection					Total Taxes Billed	<b>21,213,392.55</b>
Police Protection					TAXES COLLECTED	<b>21,295,403.04</b>
Civil Defense & Disaster Control					Taxes Cancelled, Abated or Adjusted	<b>20,907,488.21</b>
Environmental Inspection & Control					Transfer to Tax Title Liens or Foreclosed	<b>80,711.52</b>
Other Public Safety					Ending Balance	<b>17,993.04</b>
<b>PUBLIC WORKS</b>					<b>PRIOR YEARS TAXES OUTSTANDING</b>	
Streets and Drainage					Beginning Balance	<b>315,112.00</b>
Sewers and Sewage Processing					Collected	<b>311,973.01</b>
Garbage and Trash Disposal					Cancelled, Abated or Adjusted	<b>3,138.99</b>
Public Buildings and Grounds					Transfers to Tax Title Liens or Foreclosed	
Other Public Works					Ending Balance	
<b>HEALTH and WELFARE</b>					<b>TAX TITLE LIENS OUTSTANDING</b>	
Health Services Except Environmental					Beginning Balance	<b>44,618.00</b>
Welfare-Public Assistance					Transfer From Taxes	<b>17,993.04</b>
Hospital, Clinics, First Aid					Redeemed	
Animal, Insect, & Rodent Control					Cancelled, Abated or Adjusted	
Other Welfare Services					Transfers to Foreclosed Property	
<b>RECREATION and CONSERVATION</b>					Ending Balance	<b>62,611.04</b>
Beaches and Boardwalks					<b>PROPERTY ACQUIRED BY DEED OR FORECLOSURE</b>	
Parks, Playgrounds, Shade Trees					Beginning Balance	<b>19,760.00</b>
Land Reclamation & Conservation					Transfers From Taxes or Liens	
Other Recreational Services					Sale for Cash	
<b>EDUCATION (excluding schools)</b>					Cancelled, Abated or Adjusted	
Libraries					Ending Balance	<b>19,760.00</b>
Other Educational Services					<b>CURRENT FINANCES ENDING BALANCE</b>	
<b>STATUTORY EXPENDITURES</b>					<b>ASSETS</b>	
Pensions & F. I. C. A.					Cash	<b>1,515,016.83</b>
Employee Fringe Benefits					Taxes Receivable	<b>289,210.27</b>
Other Statutory Expenditures					Tax Title Liens	<b>62,611.04</b>
<b>MUNICIPAL FUNCTIONS</b>					Foreclosed Property	<b>19,760.00</b>
CAPITAL IMPROVEMENTS					Emergencies & Other Deferred Charges	<b>2,800.00</b>
<b>DEBT SERVICE</b>					State and Federal Aid Receivable	<b>7,236.33</b>
Principal Payments					Other Receivables	<b>84,067.76</b>
Interest Payments					Total	<b>1,980,702.23</b>
<b>DEFERRED CHARGES</b>					<b>LIABILITIES, RESERVES, AND SURPLUS</b>	
SCHOOL, COUNTY, SPECIAL DISTRICT TAXES					Cash Liabilities	<b>901,984.53</b>
RESERVE FOR UNCOLLECTED TAXES					Reserves for Receivables	<b>455,649.07</b>
<b>EXPENDITURES</b>					Surplus	<b>623,068.63</b>
TOTAL					Total	<b>1,980,702.23</b>
					<b>EQUALIZED VALUATION BASIS</b>	
					<b>FOR NET DEBT COMPUTATION</b>	
					<b>REAL PROPERTY VALUATIONS</b>	
					Code Class # of Parcels % VAL'N ASSESSED VALUATION	
					1 Vacant Land 89 .48 4,674,800.00	
					2 Residential 4176 87.72 850,141,600.00	
					3 Farm 1 .05 438,600.00	
					4e Commercial 70 5.04 48,808,400.00	
					4b Industrial 4 .23 2,212,200.00	
					4c Apartments 14 6.49 62,852,500.00	
					Total 4354 969,128,100.00	
					Land Area 2.20 Sq. Miles	
					Net Valuation Taxable-Municipal 970,387,019	
					Net Valuation Taxable-County 892,487,466	
					State Equalized Valuation 916,048,517	
					State Equalization Ratio 105.94	

\*Includes County Health Service Taxes or County Open Space Tax. See Table 13.

2011

Population 1990 11,439  
 Population 1994 11,657  
 S & P Rating  
 Moody Rating AA

General Tax Rate Per \$100. 3.58  
 State Equalized Tax Rate 2.14

**NEW PROVIDENCE BOROUGH - UNION CO.**  
 Form of Government:  
**Borough Council**  
 Number of Members on Governing Body - 6

PER CAPITA:  
 Gross Debt 1,630.93  
 Net Debt 1,459.36  
 Debt Service 67.20  
 Total Tax Levy 2,288.56  
 Municipal Expenditures 920.44

PER CENT:  
 Gross Debt 1.61  
 Net Debt 1.44  
 Tax Levy Collected 97.99  
 Tax Levy Cancelled, Abated or Adjusted 1.10

EXPENDITURES-CURRENT YEAR		REVENUES REALIZED-CURRENT YEAR		PROPERTY TAXES-CURRENT YEAR		
<b>GENERAL GOVERNMENT</b>		<b>REVENUES REALIZED-CURRENT YEAR</b>		<b>STATE EQUALIZED TAX RATE</b>		
Governing Body & Public Boards		Property Taxes Collected	26,160,694.39	Local District School Taxes	1.09	
Municipal Clerk		Payments in Lieu of Taxes		Regional & Consolidated School Tax		
Financial Administration	93,300.00	Delinquent Tax & Lien Collections	172,710.54	School Taxes in Municipal Budget		
Assessment of Taxes	73,525.00	Business Personalty Replacement Taxes	215,949.00	County Taxes	.46 *	
Collection of Taxes	47,730.00	Taxes from Public Utilities	1,040,349.35	County Library Taxes		
Planning, Housing & Development	80,200.00	Other Miscellaneous Tax Revenues		Local Municipal Purpose Taxes	.60	
Human Resources	67,806.00	State Aid Revenues	753,881.57	Veteran & Senior Citizen Taxes		
Elections		Federal Aid Revenues		Total Taxes for Rate Computation	2.15	
General Administration (other)	1,187,715.00			Special District Taxes		
<b>JUDICIARY</b>		Sale of Acquired Property		Bank Corp. Taxes		
Municipal Courts	123,835.00	Other Miscellaneous Revenues	607,270.11	Added and Omitted Taxes	108,520.68	
<b>PUBLIC SAFETY</b>		Total	28,950,854.96	Total Taxes Levied - ABSTRACT	26,677,738.92	
Fire Protection	194,438.00	Prior Years Surplus Appropriated	700,000.00	Total Taxes Billed	26,696,858.49	
Police Protection	1,514,660.00	REVENUES TOTAL	29,650,854.96	<b>TAXES COLLECTED</b>	26,160,694.39	
Civil Defense & Disaster Control	3,000.00	Reserve For Uncollected Taxes	1,061,000.00	Taxes Cancelled, Abated or Adjusted	293,047.14	
Environmental Inspection & Control	89,460.00			Transfer to Tax Title Liens or Foreclosed	6,480.21	
Other Public Safety		<b>CAPITAL OUTLAY TOTAL</b>	2,150,386.33	Ending Balance	236,636.75	
<b>PUBLIC WORKS</b>		Public Enterprises		<b>PRIOR YEARS TAXES OUTSTANDING</b>		
Streets and Drainage	911,968.73	Recreation-Culture	270.41	Beginning Balance	182,027.81	
Sewers and Sewage Processing	1,721,926.09	Public Works	41,896.81	Local Municipal Purpose Taxes	172,710.54	
Garbage and Trash Disposal	363,000.00	Buildings and Grounds	2,108,219.11	Cancelled, Abated or Adjusted		
Public Buildings and Grounds	219,625.00	Library and Education		Transfers to Tax Title Liens or Foreclosed		
Other Public Works	260,200.00	Conservation		Ending Balance	9,317.27	
<b>HEALTH and WELFARE</b>		All Other		<b>TAX TITLE LIENS OUTSTANDING</b>		
Health Services Except Environmental	78,171.00			Beginning Balance	12,836.49	
Welfare-Public Assistance	6,300.00	<b>CAPITAL DEBT AUTHORIZED, ENDING BALANCE</b>		Transfer From Taxes	6,480.21	
Hospital, Clinics, First Aid	500.00	ISSUED AND UNISSUED		Redeemed		
Animal, Insect, & Rodent Control		School	2,000,000	Cancelled, Abated or Adjusted		
Other Welfare Services		Self-Liquidating		Transfers to Foreclosed Property	7,665.44	
<b>RECREATION and CONSERVATION</b>		Other	17,011,710	Ending Balance	11,651.26	
Beaches and Boardwalks		Total	19,011,710	<b>PROPERTY ACQUIRED BY DEED OR FORECLOSURE</b>		
Perks, Playgrounds, Shade Trees	157,380.00	ISSUED AND OUTSTANDING		Beginning Balance	14,989.56	
Land Reclamation & Conservation		School	2,000,000.00	Transfers From Taxes or Liens	7,665.44	
Other Recreational Services	49,000.00	Self-Liquidating		Sale for Cash		
<b>EDUCATION (excluding schools)</b>		Other		Cancelled, Abated or Adjusted		
Libraries	412,945.00	Total	15,289,000.00	Ending Balance	22,655.00	
Other Educational Services		<b>EQUALIZED VALUATION BASIS FOR NET DEBT COMPUTATION</b>	1,181,555,478	<b>CURRENT FINANCES ENDING BALANCE</b>		
<b>STATUTORY EXPENDITURES</b>		<b>REAL PROPERTY VALUATIONS</b>		ASSETS		
Pensions & F. I. C. A.	477,920.00	Code	Class	# of Parcels	% VAL'N	Assessed Valuation
Employee Fringe Benefits	750,000.00	1	Vacant Land	147	1.47	10,765,900.00
Other Statutory Expenditures		2	Residential	3560	71.30	522,992,200.00
<b>MUNICIPAL FUNCTIONS TOTAL</b>	8,884,604.82	3	Farm			99,475,000.00
<b>CAPITAL IMPROVEMENTS *MEMO*</b>	25,000.00	4e	Commercial	138	13.56	77,507,700.00
<b>DEBT SERVICE</b>		4b	Industrial	16	10.57	22,804,200.00
Principal Payments	435,000.00	4c	Apartments	15	3.11	733,545,000.00
Interest Payments	348,405.13	Total		3876		
<b>DEFERRED CHARGES</b>	585.73	Land Area	3.50	Sq. Miles		
SCHOOL, COUNTY, SPECIAL DISTRICT TAXES	19,175,694.80	Net Valuation Taxable-Municipal				740,622,223
RESERVE FOR UNCOLLECTED TAXES	1,061,000.00	Net Valuation Taxable-County				1,224,330,799
<b>EXPENDITURES TOTAL</b>	29,905,290.48	State Equalized Valuation				1,232,921,140
		State Equalization Ratio				59.84

\*Includes County Health Service Taxes or County Open Space Tax. See Table 13.

0714  
 Population 1990 275,221  
 Population 1994 272,315  
 S & P Rating  
 Moody Rating AAA

General Tax Rate Per \$100. 21.34  
 State Equalized Tax Rate 3.51

**NEWARK CITY - ESSEX COUNTY**  
 Form of Government:  
**Mayor-Council Plan C (OMCL 50)**  
 Number of Members on Governing Body - 9

PER CAPITA:  
 Gross Debt 1,432.13 6.47  
 Net Debt 455.94 2.06  
 Debt Service 104.20 80.20  
 Total Tax Levy 784.08  
 Municipal Expenditures 1,652.44  
 PER CENT:  
 Gross Debt 6.47  
 Net Debt 2.06  
 Tax Levy Collected 80.20  
 Tax Levy Cancelled, Abated or Adjusted 2.45

EXPENDITURES-CURRENT YEAR		REVENUES REALIZED-CURRENT YEAR		PROPERTY TAXES-CURRENT YEAR	
<b>GENERAL GOVERNMENT</b>		<b>REVENUES REALIZED-CURRENT YEAR</b>		<b>STATE EQUALIZED TAX RATE</b>	
Governing Body & Public Boards	5,865,142.00	Property Taxes Collected	171,311,725.77	Local District School Taxes	1.34 80,000,000.00
Municipal Clerk	4,274,128.00	Payments in Lieu of Taxes	324,336.77	Regional & Consolidated School Tax	
Financial Administration	7,317,647.00	Delinquent Tax & Lien Collections	26,608,272.57	School Taxes in Municipal Budget	.03 2,050,936.00
Assessment of Taxes	2,742,008.00	Business Personalty Replacement Taxes	19,172,987.00	County Taxes	.71 * 42,395,496.39
Collection of Taxes		Taxes from Public Utilities	24,302,033.52	County Library Taxes	
Planning, Housing & Development	5,303,154.75	Other Miscellaneous Tax Revenues	14,366,072.72	Local Municipal Purpose Taxes	1.42 84,890,064.00
Human Resources	7,576,312.00	State Aid Revenues	83,494,169.37	Veteran & Senior Citizen Taxes	646,705.00
Elections	1,150,000.00	Federal Aid Revenues	18,434,736.00	Total Taxes for Rate Computation	3.50 209,983,201.39
General Administration (other)	64,716,104.32			Special District Taxes	
<b>JUDICIARY</b>		Sale of Acquired Property	1,845,414.80	Bank Corp. Taxes	
Municipal Courts	3,570,334.00	Other Miscellaneous Revenues	162,696,518.86	Added and Omitted Taxes	4,181,345.59
<b>PUBLIC SAFETY</b>		Total	522,556,267.38	Total Taxes Levied - ABSTRACT	213,517,841.98
Fire Protection	44,547,392.50	Prior Years Surplus Appropriated	24,400,000.00	Total Taxes Billed	213,610,056.95
Police Protection	71,379,533.00	<b>REVENUES</b>	<b>546,956,267.38</b>	<b>TAXES COLLECTED</b>	<b>171,311,725.77</b>
Civil Defense & Disaster Control	260,935.00	Reserve For Uncollected Taxes	39,806,728.47	Taxes Cancelled, Abated or Adjusted	5,238,723.20
Environmental Inspection & Control	1,076,376.68			Transfer to Tax Title Liens or Foreclosed	6,627,261.10
Other Public Safety		<b>CAPITAL OUTLAY</b>	<b>16,931,488.72</b>	Ending Balance	30,432,346.88
<b>PUBLIC WORKS</b>				<b>PRIOR YEARS TAXES OUTSTANDING</b>	
Streets and Drainage	9,810,794.38	Public Enterprises		Beginning Balance	33,625,530.67
Sewers and Sewage Processing	46,518,439.77	Recreation-Culture	1,886,674.88	Collected	17,764,590.00
Garbage and Trash Disposal		Public Works	2,453,862.77	Cancelled, Abated or Adjusted	3,851,091.12
Public Buildings and Grounds	17,901,614.00	Buildings and Grounds	11,835,853.17	Transfers to Tax Title Liens or Foreclosed	3,326,680.10
Other Public Works		Library and Education	755,097.90	Ending Balance	8,683,169.45
<b>HEALTH and WELFARE</b>		Conservation		<b>TAX TITLE LIENS OUTSTANDING</b>	
Health Services Except Environmental	21,756,495.00	All Other		Beginning Balance	29,878,058.92
Welfare-Public Assistance	14,998,251.00			Transfer From Taxes	9,865,714.56
Hospital, Clinics, First Aid		<b>CAPITAL DEBT AUTHORIZED, ENDING BALANCE</b>		Redeemed	8,843,682.57
Animal, Insect, & Rodent Control	66,000.00	<b>ISSUED AND UNISSUED</b>		Cancelled, Abated or Adjusted	280,401.84
Other Welfare Services		School	194,623,469	Transfers to Foreclosed Property	2,861,809.01
<b>RECREATION and CONSERVATION</b>		Sell-Liquidating	71,208,637	Ending Balance	27,757,880.06
Beeches and Boardwalks		Other	124,159,613	<b>PROPERTY ACQUIRED BY DEED OR FORECLOSURE</b>	
Perks, Playgrounds, Shade Trees	330,797.00	Total	389,991,719	Beginning Balance	94,722,404.65
Land Reclamation & Conservation	26,804.67	<b>ISSUED AND OUTSTANDING</b>		Transfers From Taxes or Liens	3,701,501.46
Other Recreational Services	7,900,078.00	School	98,113,000.00	Sale for Cash	
<b>EDUCATION (excluding schools)</b>		Sell-Liquidating	58,250,376.00	Cancelled, Abated or Adjusted	2,172,147.00
Libraries	8,573,608.00	Other	82,952,413.81	Ending Balance	96,251,759.11
Other Educational Services	3,315,464.00	Total	239,315,789.82	<b>CURRENT FINANCES ENDING BALANCE</b>	
<b>STATUTORY EXPENDITURES</b>		<b>EQUALIZED VALUATION BASIS</b>		<b>ASSETS</b>	
Pensions & F. I. C. A.	26,793,129.00	<b>FOR NET DEBT COMPUTATION</b>	<b>6,025,009,564</b>	Cash	97,930,162.39
Employee Fringe Benefits	2,450,000.00	<b>REAL PROPERTY VALUATIONS</b>		Taxes Receivable	39,115,516.33
Other Statutory Expenditures		Code Class # of Parcels % VAL'N		Tax Title Liens	27,757,880.06
<b>MUNICIPAL FUNCTIONS</b>		1 Vacant Land 5658 3.52	33,215,200.00	Foreclosed Property	96,251,759.11
<b>CAPITAL IMPROVEMENTS</b>	<b>TOTAL</b>	2 Residential 25261 31.53	297,882,900.00	Emergencies & Other Deferred Charges	129,554.90
<b>DEBT SERVICE</b>	<b>*MEMO*</b>	3 Farm		State and Federal Aid Receivable	82,073,580.49
Principal Payments	21,300,620.26	4e Commercial 4848 42.33	399,982,000.00	Other Receivables	21,446,114.55
Interest Payments	7,075,468.14	4b Industrial 1114 15.56	146,999,400.00	Total	364,704,567.83
<b>TYPE I SCHL DEBT *MEMO</b>	<b>7,676,527.88</b>	4c Apartments 1183 7.07	66,759,500.00	<b>LIABILITIES, RESERVES, AND SURPLUS</b>	
<b>DEFERRED CHARGES</b>	<b>1,580,048.38</b>	Total	944,839,000.00	Cash Liabilities	155,609,047.37
<b>SCHOOL, COUNTY, SPECIAL DISTRICT TAXES</b>	<b>124,446,432.39</b>	Land Area 24.14 Sq. Miles		Reserves for Receivables	184,350,728.55
<b>RESERVE FOR UNCOLLECTED TAXES</b>	<b>39,806,728.47</b>	Net Valuation Taxable-Municipal	981,390,400	Surplus	24,744,791.91
<b>EXPENDITURES</b>	<b>TOTAL</b>	Net Valuation Taxable-County	6,456,339,174	Total	364,704,567.83
	<b>574,429,839.71</b>	State Equalized Valuation	5,781,154,757		
		State Equalization Ratio	16.45		

\* ABOVE DEBT SERVICE INCLUDES TYPE I SCHOOL DEBT

\*Includes County Health Service Taxes or County Open Space Tax. See Table 13.

0813

Population 1990 1,592  
 Population 1994 1,581  
 S & P Rating  
 Moody Rating

General Tax Rate Per \$100 2.89  
 State Equalized Tax Rate 2.55

**NEWFIELD BOROUGH - GLOUCESTER CO.**  
 Form of Government:  
**Borough Council**  
 Number of Members on Governing Body - 6

PER CAPITA:  
 Gross Debt 145.49  
 Net Debt 145.49  
 Debt Service 42.77  
 Total Tax Levy 1,042.96  
 Municipal Expenditures 608.40

PER CENT:  
 Gross Debt .37  
 Net Debt .37  
 Tax Levy Collected 96.14  
 Tax Levy Cancelled, Abated or Adjusted .02

EXPENDITURES-CURRENT YEAR		REVENUES REALIZED-CURRENT YEAR		PROPERTY TAXES-CURRENT YEAR		
<b>GENERAL GOVERNMENT</b>		<b>REVENUES REALIZED-CURRENT YEAR</b>		<b>STATE EQUALIZED TAX RATE 1.30</b>		
Governing Body & Public Boards	21,600.00	Property Taxes Collected	1,585,960.12	Local District School Taxes	840,972.00	
Municipal Clerk	23,210.00	Payments in Lieu of Taxes		Regional & Consolidated School Tax		
Financial Administration	26,325.00	Delinquent Tax & Lien Collections	68,447.26	School Taxes in Municipal Budget		
Assessment of Taxes	11,770.00	Business Personality Replacement Taxes	20,445.76	County Taxes	.60 *	
Collection of Taxes	18,500.00	Taxes from Public Utilities	84,312.15	County Library Taxes	.04	
Planning, Housing & Development	5,700.00	Other Miscellaneous Tax Revenues		Local Municipal Purpose Taxes	.61	
Human Resources	40,825.00	State Aid Revenues	129,857.07	Veteran & Senior Citizen Taxes		
Elections	750.00	Federal Aid Revenues		Total Taxes for Rate Computation	2.55	
General Administration (other)	73,795.00			Special District Taxes		
<b>JUDICIARY</b>				Bank Corp. Taxes		
Municipal Courts	35,715.22	Sale of Acquired Property		Added and Omitted Taxes	4,889.28	
<b>PUBLIC SAFETY</b>		Other Miscellaneous Revenues	111,336.25	Total Taxes Levied - ABSTRACT	1,648,915.20	
Fire Protection	13,741.00	Total	2,000,358.61	Total Taxes Billed	1,649,603.66	
Police Protection	172,033.32	Prior Years Surplus Appropriated	209,000.00	<b>TAXES COLLECTED</b>	1,585,960.12	
Civil Defense & Disaster Control		REVENUES TOTAL	2,209,358.61	Taxes Cancelled, Abated or Adjusted	343.91	
Environmental Inspection & Control	12,940.00	Reserve For Uncollected Taxes	148,330.60	Transfer to Tax Title Liens or Foreclosed	6,640.63	
Other Public Safety		<b>CAPITAL OUTLAY TOTAL</b>	44,519.87	Ending Balance	56,659.00	
<b>PUBLIC WORKS</b>				<b>PRIOR YEARS TAXES OUTSTANDING</b>		
Streets and Drainage	77,016.27	Public Enterprises		Beginning Balance	65,386.03	
Sewers and Sewage Processing		Recreation-Culture		Collected	62,556.59	
Garbage and Trash Disposal	107,000.00	Public Works	43,664.87	Cancelled, Abated or Adjusted	1.96	
Public Buildings and Grounds	25,870.00	Buildings and Grounds	855.00	Transfers to Tax Title Liens or Foreclosed	250.00	
Other Public Works		Library and Education		Ending Balance	2,577.48	
<b>HEALTH and WELFARE</b>		Conservation		<b>TAX TITLE LIENS OUTSTANDING</b>		
Health Services Except Environmental	470.00	All Other		Beginning Balance	23,019.37	
Welfare-Public Assistance	100.00	<b>CAPITAL DEBT AUTHORIZED, ENDING BALANCE</b>		Transfer From Taxes	6,890.63	
Hospital, Clinics, First Aid		ISSUED AND UNISSUED	GROSS DEBT	Redeemed	7,022.93	
Animal, Insect, & Rodent Control	200.00	School		Cancelled, Abated or Adjusted	115.78	
Other Welfare Services		Self-Liquidating		Transfers to Foreclosed Property		
<b>RECREATION and CONSERVATION</b>		Other	230,021	Ending Balance	22,771.29	
Beeches and Boardwalks		Total	230,021	<b>PROPERTY ACQUIRED BY DEED OR FORECLOSURE</b>		
Perks, Playgrounds, Shade Trees	1,000.00	<b>ISSUED AND OUTSTANDING</b>		Beginning Balance		
Land Reclamation & Conservation	1,700.67	School		Transfers From Taxes or Liens		
Other Recreational Services	1,250.00	Self-Liquidating		Sale for Cash		
<b>EDUCATION (excluding schools)</b>		Other		Cancelled, Abated or Adjusted		
Libraries	12,250.00	Total	123,500.00	Ending Balance		
Other Educational Services		<b>EQUALIZED VALUATION BASIS FOR NET DEBT COMPUTATION</b>		<b>CURRENT FINANCES ENDING BALANCE</b>		
<b>STATUTORY EXPENDITURES</b>		FOR NET DEBT COMPUTATION		ASSETS		
Pensions & F. I. C. A.	25,050.00	REAL PROPERTY VALUATIONS		Cash	706,846.67	
Employee Fringe Benefits	29,000.00	Code	Class	# of Parcels	% VAL'N	ASSESSED VALUATION
Other Statutory Expenditures	1,500.00	1	Vacant Land	91	2.61	1,479,000.00
<b>MUNICIPAL FUNCTIONS TOTAL</b>		2	Residential	503	70.48	39,876,400.00
<b>CAPITAL IMPROVEMENTS *MEMO*</b>	739,316.48	3	Fern	32	2.05	1,163,400.00
<b>DEBT SERVICE</b>		4e	Commercial	31	6.87	3,888,800.00
Principal Payments	62,500.00	4b	Industrial	13	16.64	9,417,200.00
Interest Payments	5,115.00	4c	Apartments	5	1.34	757,200.00
<b>DEFERRED CHARGES</b>		Total		675		56,582,000.00
SCHOOL, COUNTY, SPECIAL DISTRICT TAXES	6,620.50	Land Area	1.71	Sq. Miles		
RESERVE FOR UNCOLLECTED TAXES	1,250,908.10	Net Valuation Taxable-Municipal				56,955,515
EXPENDITURES TOTAL	2,212,788.68	Net Valuation Taxable-County				62,440,536
		State Equalized Valuation				64,416,526
		State Equalization Ratio				88.35
				<b>LIABILITIES, RESERVES, AND SURPLUS</b>		
				Cash Liabilities	346,075.79	
				Reserves for Receivables	82,117.70	
				Surplus	360,770.88	
				Total	788,964.37	

\*Includes County Health Service Taxes or County Open Space Tax. See Table 13.

1915

Population 1990 **7,521**  
 Population 1994 **7,814**  
 S & P Rating  
 Moody Rating

General Tax Rate Par \$100. **2.26**  
 State Equalized Tax Rate **2.35**

**NEWTON TOWN - SUSSEX COUNTY**  
 Form of Government:  
**Council-Manager Plan B (OMCL 50)**  
 Number of Members on Governing Body - 5

PER CAPITA:  
 Gross Debt **2,057.64** PER CENT: Gross Debt **4.40**  
 Net Debt **835.26** Net Debt **1.78**  
 Debt Service **31.51** Tax Levy Collected **96.28**  
 Total Tax Levy **1,111.08** Tax Levy Cancelled, Abated  
 Municipal Expenditures **606.53** or Adjusted **.02**

EXPENDITURES-CURRENT YEAR		REVENUES REALIZED-CURRENT YEAR		PROPERTY TAXES-CURRENT YEAR	
<b>GENERAL GOVERNMENT</b>				<b>STATE EQUALIZED TAX RATE</b>	
Governing Body & Public Boards		Property Taxes Collected	<b>8,387,936.47</b>	Local District School Taxes	<b>1.42</b>
Municipal Clerk		Payments in Lieu of Taxes	<b>229,658.08</b>	Regional & Consolidated School Tax	
Financial Administration	<b>40,301.00</b>	Delinquent Tax & Lien Collections	<b>607,308.06</b>	School Taxes in Municipal Budget	
Assessment of Taxes	<b>318,860.00</b>	Business Personality Replacement Taxes	<b>246,691.04</b>	County Taxes	<b>.45</b> *
Collection of Taxes	<b>37,995.00</b>	Taxes from Public Utilities	<b>672,426.00</b>	County Library Taxes	<b>.04</b>
Planning, Housing & Development	<b>45,594.00</b>	Other Miscellaneous Tax Revenues		Local Municipal Purpose Taxes	<b>.45</b>
Human Resources	<b>84,194.00</b>	State Aid Revenues	<b>448,196.37</b>	Veteran & Senior Citizen Taxes	
Elections	<b>9,805.00</b>	Federal Aid Revenues		Total Taxes for Rate Computation	<b>2.36</b>
General Administration (other)	<b>376,015.00</b>			Special District Taxes	
<b>JUDICIARY</b>		Sale of Acquired Property		Bank Corp. Taxes	
Municipal Courts	<b>82,512.00</b>	Other Miscellaneous Revenues	<b>666,942.95</b>	Added and Omitted Taxes	
<b>PUBLIC SAFETY</b>				Total Taxes Levied - ABSTRACT	<b>29,400.69</b>
Fire Protection	<b>50,352.00</b>			Total Taxes Billad	<b>8,681,976.21</b>
Police Protection	<b>1,266,556.74</b>	Prior Years Surplus Appropriated	<b>430,000.00</b>	<b>TAXES COLLECTED</b>	<b>8,387,936.47</b>
Civil Defense & Disaster Control	<b>1,380.00</b>	<b>REVENUES TOTAL</b>	<b>11,689,158.97</b>	Taxes Cancelled, Abated or Adjusted	<b>1,902.98</b>
Environmental Inspection & Control	<b>72,657.00</b>	Reserve For Uncollected Taxes	<b>580,500.00</b>	Transfer to Tax Title Liens or Foreclosed	<b>5,425.30</b>
Other Public Safety		<b>CAPITAL OUTLAY TOTAL</b>	<b>766,239.66</b>	Ending Balance	<b>316,357.21</b>
<b>PUBLIC WORKS</b>				<b>PRIOR YEARS TAXES OUTSTANDING</b>	
Streets and Drainage	<b>470,807.00</b>	Public Enterprises	<b>312,214.36</b>	Beginning Balance	<b>590,077.91</b>
Sewers and Sewage Processing		Recreation-Cultura	<b>15,906.87</b>	Collected	<b>581,685.93</b>
Garbage and Trash Disposal	<b>129,816.00</b>	Public Works		Cancelled, Abated or Adjusted	<b>5,277.56</b>
Public Buildings and Grounds	<b>144,905.00</b>	Buildings and Grounds	<b>438,118.43</b>	Transfers to Tax Title Liens or Foreclosed	
Other Public Works		Library and Education		Ending Balance	<b>3,114.42</b>
<b>HEALTH and WELFARE</b>		Conservation		<b>TAX TITLE LIENS OUTSTANDING</b>	
Health Services Except Environmental	<b>25,127.00</b>	All Other		Beginning Balance	<b>50,537.69</b>
Welfare-Public Assistance	<b>5,430.00</b>			Transfer From Taxes	<b>5,659.50</b>
Hospital, Clinics, First Aid		<b>CAPITAL DEBT AUTHORIZED, ENDING BALANCE</b>		Redeemed	<b>25,622.13</b>
Animal, Insect, & Rodent Control	<b>11,000.58</b>	<b>ISSUED AND UNISSUED</b>		Cancelled, Abated or Adjusted	
Other Welfare Services		School	<b>132,000</b>	Transfers to Foreclosed Property	
<b>RECREATION and CONSERVATION</b>		Self-Liquidating	<b>13,722,019</b>	Ending Balance	<b>30,375.06</b>
Beeches and Boardwalks		Other	<b>2,224,390</b>	<b>PROPERTY ACQUIRED BY DEED OR</b>	
Parks, Playgrounds, Shada Traas	<b>93,125.14</b>	Total	<b>16,078,409</b>	<b>FORECLOSURE</b>	
Land Reclamation & Conservation	<b>9,327.05</b>	<b>ISSUED AND OUTSTANDING</b>		Beginning Balance	<b>93,540.00</b>
Other Recreational Services	<b>56,643.00</b>	School	<b>132,000.00</b>	Transfers From Taxes or Liens	
<b>EDUCATION (excluding schools)</b>		Self-Liquidating	<b>13,456,258.47</b>	Sale for Cash	
Libraries		Other	<b>2,128,390.08</b>	Cancelled, Abated or Adjusted	
Other Educational Services		Total	<b>15,716,648.55</b>	Ending Balance	<b>93,540.00</b>
<b>STATUTORY EXPENDITURES</b>		<b>EQUALIZED VALUATION BASIS</b>		<b>CURRENT FINANCES ENDING BALANCE</b>	
Pensions & F. I. C. A.	<b>175,278.00</b>	<b>FOR NET DEBT COMPUTATION</b>	<b>365,736,568</b>	<b>ASSETS</b>	
Employee Fringe Benefits	<b>325,800.00</b>	<b>REAL PROPERTY VALUATIONS</b>		Cash	<b>1,268,283.85</b>
Other Statutory Expenditures		<b>Code Class # of Parcels % VAL'N</b>		Texas Receivable	<b>319,471.63</b>
<b>MUNICIPAL FUNCTIONS</b>		1 Vacant Land 166 2.91	<b>11,007,900.00</b>	Tax Title Liens	<b>30,375.06</b>
<b>CAPITAL IMPROVEMENTS</b>	<b>30,000.00</b>	2 Residential 1775 62.64	<b>236,951,640.00</b>	Foreclosed Property	<b>93,540.00</b>
<b>DEBT SERVICE</b>		3 Farm 6 .01	<b>37,900.00</b>	Emergencies & Other Delerrad Chargas	<b>394,000.00</b>
Principal Payments	<b>159,210.38</b>	4a Commercial 271 25.13	<b>95,065,400.00</b>	State and Federal Aid Receivable	
Interest Payments	<b>87,002.82</b>	4b Industrial 10 2.93	<b>11,071,600.00</b>	Other Receivables	<b>107.97</b>
<b>DEFERRED CHARGES</b>	<b>79,201.00</b>	4c Apartments 25 6.38	<b>24,130,600.00</b>	Total	<b>2,105,778.51</b>
<b>SCHOOL, COUNTY, SPECIAL DISTRICT TAXES</b>	<b>7,014,532.92</b>	Total 2253	<b>378,265,040.00</b>	<b>LIABILITIES, RESERVES, AND SURPLUS</b>	
<b>RESERVE FOR UNCOLLECTED TAXES</b>	<b>580,500.00</b>	Land Area 3.30 Sq. Miles		Cash Liabilities	<b>751,398.24</b>
<b>EXPENDITURES TOTAL</b>	<b>11,753,927.63</b>	Net Valuation Taxable-Municipal	<b>382,346,208</b>	Reserves for Receivables	<b>443,494.65</b>
		Net Valuation Taxable-County	<b>375,535,285</b>	Surplus	<b>910,885.61</b>
		State Equalized Valuation	<b>367,587,837</b>	Total	<b>2,105,778.51</b>
		State Equalization Ratio	<b>104.06</b>		

\*Includes County Health Service Taxes or County Open Space Tax. See Table 13.

0239

Population 1990 **13,790**  
 Population 1994 **13,948**  
 S & P Rating  
 Moody Rating **AAA**

General Tax Rate Per \$100. **1.97**  
 State Equalized Tax Rate **1.87**

**NORTH ARLINGTON BORO. - BERGEN CO.**

Form of Government:

**Borough Council**

Number of Members on Governing Body - 6

PER CAPITA:

Gross Debt **1,970.11**  
 Net Debt **1,413.58**  
 Debt Service **79.22**  
 Total Tax Levy **1,097.51**  
 Municipal Expenditures **870.39**

PER CENT:

Gross Debt **3.32**  
 Net Debt **2.38**  
 Tax Levy Collected **96.19**  
 Tax Levy Cancelled, Abated or Adjusted **.41**

EXPENDITURES-CURRENT YEAR		REVENUES REALIZED-CURRENT YEAR			PROPERTY TAXES-CURRENT YEAR	
<b>GENERAL GOVERNMENT</b>		<b>REVENUES REALIZED-CURRENT YEAR</b>			<b>STATE EQUALIZED TAX RATE</b>	
Governing Body & Public Boards	37,312.00	Property Taxes Collected	14,724,639.41		Local District School Taxes	1.19 9,790,437.00
Municipal Clerk		Payments in Lieu of Taxes	457,869.20		Regional & Consolidated School Tax	
Financial Administration	37,000.00	Delinquent Tax & Lien Collections	151,182.00		School Taxes in Municipal Budget	
Assessment of Taxes	9,100.00	Business Personality Replacement Taxes	824,733.00		County Taxes	.30 * 2,452,906.24
Collection of Taxes	159,032.00	Taxes from Public Utilities	418,333.00		County Library Taxes	
Planning, Housing & Development	18,550.00	Other Miscellaneous Tax Revenues	1,411,838.01		Local Municipal Purpose Taxes	.37 3,058,229.68
Human Resources	184,454.00	State Aid Revenues			Veteran & Senior Citizen Taxes	156,975.00
Elections	8,100.00	Federal Aid Revenues			Total Taxes for Rate Computation	1.86 15,458,547.92
General Administration (other)	1,124,042.00				Special District Taxes	
<b>JUDICIARY</b>		Sale of Acquired Property	7,180,805.36		Bank Corp. Taxes	
Municipal Courts	162,486.68	Other Miscellaneous Revenues	25,169,399.98		Added and Omitted Taxes	6,453.08
<b>PUBLIC SAFETY</b>			Total		Total Taxes Levied - ABSTRACT	15,308,026.00
Fire Protection	165,267.00	Prior Years Surplus Appropriated	1,275,000.00		Total Taxes Billed	15,308,017.73
Police Protection	3,064,936.00	REVENUES	TOTAL		TAXES COLLECTED	14,724,639.41
Civil Defense & Disaster Control	2,850.00	Reserve For Uncollected Taxes	622,153.95		Taxes Cancelled, Abated or Adjusted	62,675.74
Environmental Inspection & Control	126,750.00		TOTAL		Transfer to Tax Title Liens or Foreclosed	62,165.32
Other Public Safety		CAPITAL OUTLAY	2,433,293.00		Ending Balance	458,537.26
<b>PUBLIC WORKS</b>					<b>PRIOR YEARS TAXES OUTSTANDING</b>	
Streets and Drainage	1,157,072.63	Public Enterprises	11,305.00		Beginning Balance	548,723.08
Sewers and Sewage Processing	942,907.37	Recreation-Culture	555,403.59		Collected	431,056.10
Garbage and Trash Disposal	310,387.00	Public Works	1,866,584.41		Cancelled, Abated or Adjusted	79,250.54
Public Buildings and Grounds	177,700.00	Buildings and Grounds			Transfers to Tax Title Liens or Foreclosed	5,629.68
Other Public Works	35,000.00	Library and Education			Ending Balance	32,786.76
<b>HEALTH and WELFARE</b>		Conservation			TAX TITLE LIENS OUTSTANDING	
Health Services Except Environmental	204,120.00	All Other			Beginning Balance	288,113.72
Welfare-Public Assistance	9,350.00				Transfer From Taxes	68,635.93
Hospital, Clinics, First Aid	7,500.00	CAPITAL DEBT AUTHORIZED, ENDING BALANCE			Redeamed	26,813.10
Animal, Insect, & Rodent Control	15,000.00	ISSUED AND UNISSUED	GROSS DEBT		Cancelled, Abated or Adjusted	
Other Welfare Services		School	7,695,000		Transfers to Foreclosed Property	
<b>RECREATION and CONSERVATION</b>		Self-Liquidating	2,377,417		Ending Balance	329,936.55
Beeches and Boardwalks		Other	17,406,717		PROPERTY ACQUIRED BY DEED OR FORECLOSURE	
Perks, Playgrounds, Shade Trees	157,000.00	Total	27,479,135		Beginning Balance	24,065.00
Land Reclamation & Conservation	61,596.63	ISSUED AND OUTSTANDING			Transfers From Taxes or Liens	
Other Recreational Services	177,868.00	School	7,695,000.00		Sale for Cash	
<b>EDUCATION (excluding schools)</b>		Self-Liquidating	2,220,367.41		Cancelled, Abated or Adjusted	
Libraries	390,000.00	Other	65,769.20		Ending Balance	24,065.00
Other Educational Services		Total	9,981,136.61		<b>CURRENT FINANCES ENDING BALANCE</b>	
<b>STATUTORY EXPENDITURES</b>		EQUALIZED VALUATION BASIS			ASSETS	
Pensions & F. I. C. A.	712,221.00	FOR NET DEBT COMPUTATION	826,900,837		Cash	3,289,430.28
Employee Fringe Benefits	939,000.00	REAL PROPERTY VALUATIONS			Texas Receivable	491,324.02
Other Statutory Expenditures		Code Class # of Parcels % VAL'N	ASSESSED VALUATION		Tax Title Liens	329,936.55
<b>MUNICIPAL FUNCTIONS</b>		1 Vacant Land 79 1.03	7,994,900.00		Foreclosed Property	24,065.00
CAPITAL IMPROVEMENTS	*MEMO*	2 Residential 3703 82.77	643,272,600.00		Emergencies & Other Deferred Charges	15,322.30
DEBT SERVICE		3 Farm	57,998,400.00		State and Federal Aid Receivable	6,458.40
Principal Payments	495,907.41	4a Commercial 198 7.46	29,805,500.00		Other Receivables	2,725,229.98
Interest Payments	609,053.15	4b Industrial 63 3.83	38,136,300.00		Total	6,881,766.53
<b>DEFERRED CHARGES</b>		4c Apartments 40 4.91	777,207,700.00		<b>LIABILITIES, RESERVES, AND SURPLUS</b>	
SCHOOL, COUNTY, SPECIAL DISTRICT TAXES	16,500.00	Total 4083			Cash Liabilities	2,534,727.91
RESERVE FOR UNCOLLECTED TAXES	12,243,343.24	Land Area 2.50 Sq Miles			Reserves for Receivables	3,570,555.55
EXPENDITURES	TOTAL	Net Valuation Taxable-Municipal	779,090,212		Surplus	776,483.07
	24,383,560.06	Net Valuation Taxable-County	855,814,371		Total	6,881,766.53
		State Equalized Valuation	820,426,693			
		State Equalization Ratio	94.95			

\*Includes County Health Service Taxes or County Open Space Tax. See Table 13.

0908

Population 1990 48,414  
 Population 1994 48,119  
 S & P Rating  
 Moody Rating A

General Tax Rate Per \$100 3.23  
 State Equalized Tax Rate 3.37

**NORTH BERGEN TOWNSHIP - HUDSON CO.**

Form of Government:

**Commission (1911)**

Number of Members on Governing Body - 5

PER CAPITA:

Gross Debt 1,699.19  
 Net Debt 1,300.05  
 Debt Service 119.59  
 Total Tax Levy 1,587.50  
 Municipal Expenditures 1,037.45

PER CENT:

Gross Debt 3.55  
 Net Debt 2.71  
 Tax Levy Collected 92.70  
 Tax Levy Cancelled, Abated or Adjusted 1.77

EXPENDITURES-CURRENT YEAR		REVENUES REALIZED-CURRENT YEAR		PROPERTY TAXES-CURRENT YEAR	
<b>GENERAL GOVERNMENT</b>		<b>REVENUES REALIZED-CURRENT YEAR</b>		<b>PROPERTY TAXES-CURRENT YEAR</b>	
Governing Body & Public Boards	7,350.00	Property Taxes Collected	67,206,251.26	STATE EQUALIZED TAX RATE	1.18
Municipal Clerk	133,901.35	Payments in Lieu of Taxes	784,934.87	Local District School Taxes	26,749,365.00
Financial Administration	1,741,730.43	Delinquent Tax & Lien Collections	4,182,263.30	Regional & Consolidated School Tax	
Assessment of Taxes	196,712.07	Business Personality Replacement Taxes	1,078,346.21	School Taxes in Municipal Budget	
Collection of Taxes	196,194.96	Taxes from Public Utilities	3,083,447.68	County Taxes	.66 *
Planning, Housing & Development	87,627.88	Other Miscellaneous Tax Revenues		County Library Taxes	
Human Resources	965,935.40	State Aid Revenues	5,068,648.83	Local Municipal Purpose Taxes	1.53
Elections	42,000.00	Federal Aid Revenues		Veteran & Senior Citizen Taxes	280,950.00
General Administration (Other)	3,686,402.57			Total Taxes for Rate Computation	3.37
				Special District Taxes	
<b>JUDICIARY</b>				Bank Corp. Taxes	
Municipal Courts	430,754.09	Sale of Acquired Property	8,150.00	Added and Omitted Taxes	34,247.66
<b>PUBLIC SAFETY</b>		Other Miscellaneous Revenues	3,823,493.68	Total Taxes Levied - ABSTRACT	76,389,013.74
Fire Protection	7,660,021.89		85,235,535.83	Total Taxes Billed	72,501,962.05
Police Protection	6,775,389.27	Prior Years Surplus Appropriated	2,453,740.00	<b>TAXES COLLECTED</b>	67,206,251.26
Civil Defense & Disaster Control		<b>REVENUES TOTAL</b>	87,689,275.83	Taxes Cancelled, Abated or Adjusted	1,286,871.05
Environmental Inspection & Control	404,058.06	Reserve For Uncollected Taxes	6,515,741.20	Transfer to Tax Title Liens or Foreclosed	935,825.05
Other Public Safety	36,020.40	<b>CAPITAL OUTLAY TOTAL</b>	4,170,236.21	Ending Balance	3,073,214.69
<b>PUBLIC WORKS</b>				<b>PRIOR YEARS TAXES OUTSTANDING</b>	
Streets and Drainage	2,455,119.25	Public Enterprises		Beginning Balance	5,665,508.59
Sewers and Sewage Processing		Recreation-Culture	50,088.95	Collected	2,157,657.29
Garbage and Trash Disposal		Public Works	466,977.48	Cancelled, Abated or Adjusted	776,768.15
Public Buildings and Grounds	170,000.00	Buildings and Grounds	3,503,096.78	Transfers to Tax Title Liens or Foreclosed	63,811.32
Other Public Works	3,727,147.18	Library and Education	150,073.00	Ending Balance	2,667,271.83
<b>HEALTH and WELFARE</b>		Conservation		<b>TAX TITLE LIENS OUTSTANDING</b>	
Health Services Except Environmental	399,589.90	All Other		Beginning Balance	5,028,923.32
Welfare-Public Assistance	31,620.51			Transfer From Taxes	999,636.37
Hospital, Clinics, First Aid		<b>CAPITAL DEBT AUTHORIZED, ENDING BALANCE</b>		Redeemed	2,024,606.03
Animal, Insect, & Rodent Control	38,244.76	<b>ISSUED AND UNISSUED</b>		Cancelled, Abated or Adjusted	
Other Welfare Services		SCHOOL	6,960,000	Transfers to Foreclosed Property	
<b>RECREATION and CONSERVATION</b>		Self-Liquidating	697,500	Ending Balance	4,003,953.66
Beaches and Boardwalks		Other	74,105,633	<b>PROPERTY ACQUIRED BY DEED OR FORECLOSURE</b>	
Parks, Playgrounds, Shade Trees	456,900.00	Total	81,763,133	Beginning Balance	3,670,479.00
Land Reclamation & Conservation		<b>ISSUED AND OUTSTANDING</b>		Transfers From Taxes or Liens	
Other Recreational Services	254,735.00	SCHOOL	5,550,000.00	Sale for Cash	8,150.00
<b>EDUCATION (excluding schools)</b>		Self-Liquidating	697,500.00	Cancelled, Abated or Adjusted	
Libraries	790,575.00	Other	69,349,561.70	Ending Balance	3,662,329.00
Other Educational Services		Total	75,597,061.70	<b>CURRENT FINANCES ENDING BALANCE</b>	
<b>STATUTORY EXPENDITURES</b>		<b>EQUALIZED VALUATION BASIS FOR NET DEBT COMPUTATION</b>	2,305,772,622	<b>ASSETS</b>	
Pensions & F. I. C. A.	2,577,858.28	<b>REAL PROPERTY VALUATIONS</b>		Cash	9,365,476.02
Employee Fringe Benefits	4,071,703.76	Code Class # of Parcels % VAL'N		Taxes Receivable	5,740,486.52
Other Statutory Expenditures	25,000.00	1 Vacant Land 464 4.19	98,225,600.00	Tax Title Liens	4,003,953.66
<b>MUNICIPAL FUNCTIONS TOTAL</b>	37,362,592.01	2 Residential 9530 50.02	1,171,942,600.00	Foreclosed Property	3,662,329.00
<b>CAPITAL IMPROVEMENTS *MEMO*</b>	235,000.00	3 Farm		Emergencies & Other Deferred Charges	807,882.00
<b>DEBT SERVICE</b>		4a Commercial 747 23.70	555,365,300.00	State and Federal Aid Receivable	104,954.59
Principal Payments	2,880,909.77	4b Industrial 253 14.64	343,112,200.00	Other Receivables	997,229.79
Interest Payments	2,873,546.02	4c Apartments 166 7.44	174,374,500.00	Total	24,682,311.58
<b>DEFERRED CHARGES</b>	288,114.32	Total 11160	2,343,020,200.00	<b>LIABILITIES, RESERVES, AND SURPLUS</b>	
<b>SCHOOL COUNTY, SPECIAL DISTRICT TAXES</b>	41,767,398.08	Land Area 5.40 Sq. Miles		Cash Liabilities	4,655,920.44
<b>RESERVE FOR UNCOLLECTED TAXES</b>	6,515,741.20	Net Valuation Taxable-Municipal	2,362,525,140	Reserves for Receivables	13,755,503.91
<b>EXPENDITURES TOTAL</b>	91,688,303.40	Net Valuation Taxable-County	2,346,939,212	Surplus	7,218,739.72
		State Equalized Valuation	2,267,653,280	Total	25,630,164.07
		State Equalization Ratio	104.22		

\*Includes County Health Service Taxes or County Open Space Tax. See Table 13.

1215

Population 1990 31,287  
 Population 1994 33,157  
 S & P Rating  
 Moody Rating A1

General Tax Rate Per \$100 3.89  
 State Equalized Tax Rate 2.02

**NORTH BRUNSWICK TWP. - MIDDLESEX CO.**  
 Form of Government:  
**Mayor Council Administrator**  
 Number of Members on Governing Body - 5

PER CAPITA:  
 Gross Debt 3,321.62  
 Net Debt 1,492.75  
 Debt Service 104.65  
 Total Tax Levy 1,339.91  
 Municipal Expenditures 626.44

PER CENT:  
 Gross Debt 4.98  
 Net Debt 2.24  
 Tax Levy Collected 97.70  
 Tax Levy Cancelled, Abated or Adjusted .03

EXPENDITURES-CURRENT YEAR		REVENUES REALIZED-CURRENT YEAR		PROPERTY TAXES-CURRENT YEAR	
<b>GENERAL GOVERNMENT</b>		<b>REVENUES REALIZED-CURRENT YEAR</b>		<b>STATE EQUALIZED TAX RATE</b> 2.02	
Governing Body & Public Boards		Property Taxes Collected	20,848,037.09	Local District School Taxes	1.26 27,748,890.00
Municipal Clerk		Payments in Lieu of Taxes	90,000.00	Regional & Consolidated School Tax	
Financial Administration	253,403.00	Delinquent Tax & Lien Collections	946,013.00	School Taxes in Municipal Budget	
Assessment of Taxes	96,600.00	Business Personalty Replacement Taxes	1,104,157.00	County Taxes	.43 * 9,344,586.96
Collection of Taxes	85,600.00	Taxes from Public Utilities	3,118,909.00	County Library Taxes	
Planning, Housing & Development	252,800.00	Other Miscellaneous Tax Revenues		Local Municipal Purpose Taxes	.33 7,334,060.00
Human Resources	155,463.64	State Aid Revenues	1,295,184.36	Veteran & Senior Citizen Taxes	144,350.00
Elections	14,500.00	Federal Aid Revenues		Total Taxes for Rate Computation	2.02 44,571,886.96
General Administration (other)	2,281,800.00			Special District Taxes	
<b>JUDICIARY</b>		Sale of Acquired Property		Bank Corp. Taxes	
Municipal Courts	226,800.00	Other Miscellaneous Revenues	1,562,545.79	Added and Omitted Taxes	
<b>PUBLIC SAFETY</b>		Total	28,964,846.24	Total Taxes Levied - ABSTRACT	44,627,536.96
Fire Protection	256,506.00	Prior Years Surplus Appropriated	5,000,000.00	Total Taxes Billed	21,338,050.32
Police Protection	4,487,082.57	REVENUES TOTAL	33,964,846.24	TAXES COLLECTED	20,848,037.09
Civil Defense & Disaster Control	34,500.00	Reserve For Uncollected Taxes	1,116,036.12	Taxes Cancelled, Abated or Adjusted	7,238.59
Environmental Inspection & Control	577,250.00			Transfer to Tax Title Liens or Foreclosed	
Other Public Safety		<b>CAPITAL OUTLAY</b>	<b>TOTAL</b>	Ending Balance	482,774.64
<b>PUBLIC WORKS</b>			1,261,859.90	<b>PRIOR YEARS TAXES OUTSTANDING</b>	
Streets and Drainage	772,671.79	Public Enterprises		Beginning Balance	1,277,395.05
Sewers and Sewage Processing	1,718,500.00	Recreation-Culture		Collected	29,575.06
Garbage and Trash Disposal		Public Works	101,347.22	Cancelled, Abated or Adjusted	505,701.91
Public Buildings and Grounds	325,000.00	Buildings and Grounds	1,160,512.68	Transfers to Tax Title Liens or Foreclosed	
Other Public Works	34,000.00	Library and Education		Ending Balance	742,118.08
<b>HEALTH and WELFARE</b>		Conservation		<b>TAX TITLE LIENS OUTSTANDING</b>	
Health Services Except Environmental	92,000.00	All Other		Beginning Balance	365,442.00
Welfare-Public Assistance	51,000.00			Transfer From Taxes	
Hospital, Clinics, First Aid		<b>CAPITAL DEBT AUTHORIZED, ENDING BALANCE</b>		Redeemed	43,719.25
Animal, Insect, & Rodent Control	35,000.00	ISSUED AND UNISSUED		Cancelled, Abated or Adjusted	4,280.45
Other Welfare Services		School	31,891,000	Transfers to Foreclosed Property	
<b>RECREATION and CONSERVATION</b>		Self-Liquidating	28,748,656	Ending Balance	317,442.30
Beaches and Boardwalks		Other	49,495,150	<b>PROPERTY ACQUIRED BY DEED OR FORECLOSURE</b>	
Parks, Playgrounds, Shade Trees	300,700.00	Total	110,134,806	Beginning Balance	115,807.00
Land Reclamation & Conservation	2,200.00	ISSUED AND OUTSTANDING		Transfers From Taxes or Liens	
Other Recreational Services	518,900.00	School	31,891,000.00	Sale for Cash	
<b>EDUCATION (excluding schools)</b>		Self-Liquidating	22,841,500.00	Cancelled, Abated or Adjusted	
Libraries	930,780.00	Other	66,791,000.00	Ending Balance	115,807.00
Other Educational Services	7,000.00	Total	101,523,500.00	<b>CURRENT FINANCES ENDING BALANCE</b>	
<b>STATUTORY EXPENDITURES</b>		<b>EQUALIZED VALUATION BASIS FOR NET DEBT COMPUTATION</b>		ASSETS	
Pensions & F. I. C. A	1,119,781.00	REAL PROPERTY VALUATIONS		Cash	12,565,059.60
Employee Fringe Benefits	1,500,000.00	Code Class # of Parcels % VAL'N	ASSESSED VALUATION	Taxes Receivable	1,224,892.72
Other Statutory Expenditures	40,003.00	1 Vacant Land 1550 3.52	40,075,300.00	Tax Title Liens	317,442.30
<b>MUNICIPAL FUNCTIONS</b>	<b>TOTAL</b>	2 Residential 8162 59.55	677,973,000.00	Foreclosed Property	115,807.00
<b>CAPITAL IMPROVEMENTS</b>	<b>*MEMO*</b>	3 Farm 24 .11	1,250,800.00	Emergencies & Other Deferred Charges	60,000.00
<b>DEBT SERVICE</b>		4a Commercial 293 12.06	137,350,400.00	State and Federal Aid Receivable	85,698.22
Principal Payments	1,781,750.00	4b Industrial 57 17.92	204,036,800.00	Other Receivables	369,675.39
Interest Payments	1,688,200.00	4c Apartments 27 6.83	77,751,500.00	Total	14,738,575.23
<b>DEFERRED CHARGES</b>		Total 10113	1,138,437,800.00	<b>LIABILITIES, RESERVES, AND SURPLUS</b>	
SCHOOL, COUNTY, SPECIAL DISTRICT TAXES	15,000.00	Land Area 12.00 Sq. Miles		Cash Liabilities	7,488,784.26
RESERVE FOR UNCOLLECTED TAXES	37,093,476.96	Net Valuation Taxable-Municipal	1,143,502,145	Reserves for Receivables	2,027,817.41
EXPENDITURES TOTAL	57,864,299.08	Net Valuation Taxable-County	2,160,158,431	Surplus	5,221,973.56
		State Equalized Valuation	2,192,685,021	Total	14,738,575.23
		State Equalization Ratio	52.04		

\*Includes County Health Service Taxes or County Open Space Tax. See Table 13.

0715

Population 1990 6,706  
 Population 1994 6,695  
 S & P Rating AA  
 Moody Rating AA

General Tax Rate Per \$100. 4.62  
 State Equalized Tax Rate 1.99

## NORTH CALDWELL TOWNSHIP - ESSEX CO.

Form of Government:

Borough Council

Number of Members on Governing Body - 6

PER CAPITA  
 Gross Debt 384.76  
 Net Debt 372.64  
 Debt Service 14.34  
 Total Tax Levy 2,212.85  
 Municipal Expenditures 710.49

PER CENT:  
 Gross Debt .35  
 Net Debt .34  
 Tax Levy Collected 99.13  
 Tax Levy Cancelled, Abated or Adjusted .07

EXPENDITURES-CURRENT YEAR	REVENUES REALIZED-CURRENT YEAR	PROPERTY TAXES-CURRENT YEAR
<b>GENERAL GOVERNMENT</b>		<b>STATE EQUALIZED TAX RATE</b>
Governing Body & Public Boards		Local District School Taxes .55 4,106,278.00
Municipal Clerk		Regional & Consolidated School Tax .42 3,111,067.04
Financial Administration 91,303.00	Property Taxes Collected 14,698,622.58	School Taxes In Municipal Budget
Assessment of Taxes 15,966.00	Payments in Lieu of Taxes	County Taxes .69 * 5,164,089.17
Collection of Taxes 45,483.00	Delinquent Tax & Lien Collections 99,943.61	County Library Taxes
Planning, Housing & Development 57,970.00	Business Personality Replacement Taxes 26,801.92	Local Municipal Purpose Taxes .32 2,378,189.63
Human Resources 87,004.31	Taxes from Public Utilities 424,623.00	Veteran & Senior Citizen Taxes 20,700.00
Elections 2,880.00	Other Miscellaneous Tax Revenues	Total Taxes for Rate Computation 1.98 14,780,323.84
General Administration (other) 328,453.00	State Aid Revenues 342,106.90	Special District Taxes
<b>JUDICIARY</b>	Federal Aid Revenues	Bank Corp. Taxes
Municipal Courts 62,089.00	Sale of Acquired Property	Added and Omitted Taxes 55,433.81
<b>PUBLIC SAFETY</b>	Other Miscellaneous Revenues 361,115.11	Total Taxes Levied - ABSTRACT 14,815,057.65
Fire Protection 72,194.10	Total 15,953,211.12	Total Taxes Billed 14,827,232.39
Police Protection 1,091,258.76	Prior Years Surplus Appropriated 1,176,796.00	<b>TAXES COLLECTED</b> 14,698,622.58
Civil Defense & Disaster Control 500.00	<b>REVENUES</b> TOTAL 17,130,007.12	Taxes Cancelled, Abated or Adjusted 10,736.77
Environmental Inspection & Control 81,253.00	Reserve For Uncollected Taxes 291,000.00	Transfer to Tax Title Liens or Foreclosed
Other Public Safety	<b>CAPITAL OUTLAY</b> TOTAL 73,996.44	Ending Balance 117,873.04
<b>PUBLIC WORKS</b>	Public Enterprises 469.00	<b>PRIOR YEARS TAXES OUTSTANDING</b>
Streets and Drainage 483,861.62	Recreation-Culture 5,038.00	Beginning Balance 99,943.61
Sewers and Sewage Processing 706,035.00	Public Works 21,187.07	Collected 99,943.61
Garbage and Trash Disposal 531,000.00	Buildings and Grounds 47,302.37	Cancelled, Abated or Adjusted
Public Buildings and Grounds 99,550.00	Library and Education	Transfers to Tax Title Liens or Foreclosed
Other Public Works	Conservation	Ending Balance
<b>HEALTH and WELFARE</b>	All Other	<b>TAX TITLE LIENS OUTSTANDING</b>
Health Services Except Environmental 26,184.00	<b>CAPITAL DEBT AUTHORIZED, ENDING BALANCE</b>	Beginning Balance 2,198.69
Welfare-Public Assistance 3,890.00	<b>ISSUED AND UNISSUED</b> GROSS DEBT NET DEBT	Transfer From Taxes
Hospital, Clinics, First Aid	School 43,141	Redeemed
Animal, Insect, & Rodent Control	Self-Liquidating 1,264,377	Cancelled, Abated or Adjusted
Other Welfare Services	Other 1,268,465	Transfers to Foreclosed Property
<b>RECREATION and CONSERVATION</b>	Total 2,575,983	Ending Balance 2,198.69
Beeches and Boardwalks	<b>ISSUED AND OUTSTANDING</b>	<b>PROPERTY ACQUIRED BY DEED OR</b>
Perks, Playgrounds, Shade Trees 82,162.00	School 43,141.22	<b>FORECLOSURE</b>
Land Reclamation & Conservation 2,651.17	Self-Liquidating 1,264,000.00	Beginning Balance 641,562.00
Other Recreational Services 11,800.00	Other 646,156.31	Transfers From Taxes or Liens
<b>EDUCATION (excluding schools)</b>	Total 1,953,297.53	Sale for Cash
Libraries	<b>EQUALIZED VALUATION BASIS</b>	Cancelled, Abated or Adjusted
Other Educational Services 250.00	<b>FOR NET DEBT COMPUTATION</b> 732,073.036	Ending Balance 641,562.00
<b>STATUTORY EXPENDITURES</b>	<b>REAL PROPERTY VALUATIONS</b>	<b>CURRENT FINANCES ENDING BALANCE</b>
Pensions & F. I. C. A. 200,892.00	Code Class # of Parcels % VAL'N ASSESSED VALUATION	<b>ASSETS</b>
Employee Fringe Benefits 283,093.00	1 Vacant Land 130 2.56 8,170,500.00	Cash 2,155,471.81
Other Statutory Expenditures 2,000.00	2 Residential 1985 95.19 304,005,900.00	Taxes Receivable 117,873.04
<b>MUNICIPAL FUNCTIONS</b> TOTAL 4,369,722.96	3 Farm 2 .05 141,700.00	Tax Title Liens 2,198.69
<b>CAPITAL IMPROVEMENTS</b> *MEMO*	4a Commercial 15 1.74 5,569,900.00	Foreclosed Property 641,562.00
<b>DEBT SERVICE</b>	4b Industrial 11 .46 1,469,700.00	Emergencies & Other Deferred Charges 20,000.00
Principal Payments 67,411.29	4c Apartments	State and Federal Aid Receivable
Interest Payments 28,612.50	Total 2143 319,357,700.00	Other Receivables 15,392.76
<b>DEFERRED CHARGES</b>	Lend Area 2.90 Sq. Miles	Total 2,952,498.30
SCHOOL, COUNTY, SPECIAL DISTRICT TAXES 12,381,434.21	Net Valuation Taxable-Municipal 319,735,900	<b>LIABILITIES, RESERVES, AND SURPLUS</b>
RESERVE FOR UNCOLLECTED TAXES 291,000.00	Net Valuation Taxable-County 731,536,820	Cash Liabilities 1,250,692.10
<b>EXPENDITURES</b> TOTAL 17,138,180.96	State Equalized Valuation 743,070,526	Reserves for Receivables 777,326.49
	State Equalization Ratio 43.00	Surplus 924,479.71
		Total 2,952,498.30

1606

Population 1990 7,987  
 Population 1994 8,128  
 S & P Rating  
 Moody Rating

General Tax Rate Per \$100 3.76  
 State Equalized Tax Rate 2.33

**NORTH HALEDON BOROUGH - PASSAIC CO.**

Form of Government:  
**Borough Council**

Number of Members on Governing Body - 6

PER CAPITA: Gross Debt 1,845.34 PER CENT: Gross Debt 2.79  
 Net Debt 1,749.76 Net Debt 2.65  
 Debt Service 177.56 Tax Levy Collected 98.62  
 Total Tax Levy 1,541.82 Tax Levy Cancelled, Abated  
 Municipal Expenditures 696.79 or Adjusted .07

EXPENDITURES-CURRENT YEAR		REVENUES REALIZED-CURRENT YEAR		PROPERTY TAXES-CURRENT YEAR		
<b>GENERAL GOVERNMENT</b>		<b>REVENUES REALIZED-CURRENT YEAR</b>		<b>PROPERTY TAXES-CURRENT YEAR</b>		
Governing Body & Public Boards	7,530.00	Property Taxes Collected	12,368,995.27	STATE EQUALIZED TAX RATE		
Municipal Clerk	100,470.17	Payments in Lieu of Taxes		Local District School Taxes	.81 3,250,074.00	
Financial Administration	89,565.00	Delinquent Tax & Lien Collections	93,680.22	Regional & Consolidated School Tax	.45 2,410,183.19	
Assessment of Taxes	40,355.19	Business Personalty Replacement Taxes	40,457.80	School Taxes In Municipel Budget		
Collection of Taxes	37,905.00	Taxes from Public Utilities	370,548.00	County Taxes	.57 * 3,077,517.03	
Planning, Housing & Development	29,374.00	Other Miscellaneous Tax Revenues		County Library Taxes		
Human Resources	97,010.09	State Aid Revenues	625,188.22	Local Municipal Purpose Taxes	.70 3,772,742.00	
Elections	3,785.83	Federal Aid Revenues		Veteran & Senior Citizen Taxes	97,200.00	
General Administration (other)	415,773.90			Total Taxes for Rate Computation	2.33 12,607,716.22	
<b>JUDICIARY</b>		<b>SALE OF ACQUIRED PROPERTY</b>		<b>SPECIAL DISTRICT TAXES</b>		
Municipal Courts	53,573.00	Sale of Acquired Property	399,013.24	Bank Corp. Taxes		
<b>PUBLIC SAFETY</b>		Other Miscellaneous Revenues		Added and Omitted Taxes		
Fire Protection	80,010.60		13,897,882.75	Total Taxes Levied - ABSTRACT	12,531,930.86	
Police Protection	985,167.00	Prior Years Surplus Appropriated	400,000.00	Total Taxes Billed	12,541,677.53	
Civil Defense & Disaster Control	1,725.00	<b>REVENUES TOTAL</b>	<b>14,297,882.75</b>	<b>TAXES COLLECTED</b>	<b>12,368,995.27</b>	
Environmental Inspection & Control	35,866.00	Reserve For Uncollected Taxes	175,991.00	Taxes Cancelled, Abated or Adjusted	8,343.57	
Other Public Safety		<b>CAPITAL OUTLAY TOTAL</b>	<b>383,373.28</b>	Transfer to Tax Title Liens or Foreclosed	278.98	
<b>PUBLIC WORKS</b>		<b>Public Enterprises</b>		Ending Balance		
Streets and Drainage	450,858.00	Recreation-Culture		164,059.71		
Sewers and Sewage Processing	319,863.17	Public Works	114,858.01	<b>PRIOR YEARS TAXES OUTSTANDING</b>		
Garbage and Trash Disposal	394,974.00	Buildings and Grounds	268,515.27	Beginning Balance		
Public Buildings and Grounds	33,875.00	Library and Education		116,586.59		
Other Public Works	24,675.00	Conservation		Collected		
<b>HEALTH and WELFARE</b>		All Other		93,680.22		
Health Services Except Environmental	26,718.35	<b>CAPITAL DEBT AUTHORIZED, ENDING BALANCE</b>		Cancelled, Abated or Adjusted		
Welfare-Public Assistance	2,241.00	ISSUED AND UNISSUED	GROSS DEBT	665.88		
Hospital, Clinics, First Aid		School	751,801	Transfers to Tax Title Liens or Foreclosed		
Animal, Insect, & Rodent Control	5,600.00	Self-Liquidating		Ending Balance		
Other Welfare Services		Other	14,247,100	22,240.49		
<b>RECREATION and CONSERVATION</b>		Total	14,998,901	<b>TAX TITLE LIENS OUTSTANDING</b>		
Beaches and Boardwalks		<b>ISSUED AND OUTSTANDING</b>		Beginning Balance		
Parks, Playgrounds, Shade Trees		School	751,801.85	2,206.29		
Land Reclamation & Conservation	2,728.00	Self-Liquidating		Transfer From Taxes		
Other Recreational Services	49,036.00	Other	14,247,100.00	278.98		
<b>EDUCATION (excluding schools)</b>		Total	14,998,901.85	Redeemed		
Libraries	179,510.00	<b>EQUALIZED VALUATION BASIS</b>		Cancelled, Abated or Adjusted		
Other Educational Services		FOR NET DEBT COMPUTATION		Transfers to Foreclosed Property		
<b>STATUTORY EXPENDITURES</b>		REAL PROPERTY VALUATIONS		Ending Balance		
Pensions & F. I. C. A.	216,677.00	Code	Class	# of Parcels	% VAL'N	ASSESSED VALUATION
Employee Fringe Benefits	344,575.70	1	Vacant Land	104	2.86	9,480,900.00
Other Statutory Expenditures		2	Residential	2338	90.97	301,434,800.00
<b>MUNICIPAL FUNCTIONS</b>		3	Farm	8	.14	466,300.00
<b>TOTAL</b>		4a	Commercial	82	5.22	17,282,900.00
4,029,412.00		4b	Industrial	7	.81	2,674,700.00
<b>CAPITAL IMPROVEMENTS</b>		4c	Apartments			
MEMO*		Total	2539			331,339,600.00
10,000.00		Land Area 3.50 Sq. Miles				
<b>DEBT SERVICE</b>		Net Valuation Taxable-Municipal		332,102,464		
Principal Payments	434,900.00	Net Valuation Taxable-County		540,482,253		
Interest Payments	1,008,308.56	State Equalized Valuation		536,477,658		
<b>DEFERRED CHARGES</b>		State Equalization Ratio		61.85		
14,900.00						
<b>SCHOOL, COUNTY, SPECIAL DISTRICT TAXES</b>						
8,737,774.22						
<b>RESERVE FOR UNCOLLECTED TAXES</b>						
175,991.00						
<b>EXPENDITURES</b>						
<b>TOTAL</b>						
14,401,285.78						

\*Includes County Health Service Taxes or County Open Space Tax. See Table 13.

Population 1990 9,994  
 Population 1994 10,112  
 S & P Rating  
 Moody Rating

General Tax Rate Per \$100 1.58  
 State Equalized Tax Rate 1.66

**NORTH HAVEN TWP. - BURLINGTON CO.**  
 Form of Government:  
**Township Committee**  
 Number of Members on Governing Body - 5

PER CAPITAL  
 Gross Debt 37.44  
 Net Debt 36.94  
 Debt Service 6.91  
 Total Tax Levy 290.98  
 Municipal Expenditures 180.32

PER CENT:  
 Gross Debt .23  
 Net Debt .22  
 Tax Levy Collected 93.41  
 Tax Levy Cancelled, Abated or Adjusted .27

EXPENDITURES-CURRENT YEAR		REVENUES REALIZED-CURRENT YEAR		PROPERTY TAXES-CURRENT YEAR	
<b>GENERAL GOVERNMENT</b>		Property Taxes Collected 2,749,254.00		STATE EQUALIZED TAX RATE	
Governing Body & Public Boards		Payments in Lieu of Taxes		Local District School Taxes .81	1,048,336.50
Municipal Clerk		Delinquent Tax & Lien Collections 154,328.00		Regional & Consolidated School Tax .45	779,626.29
Financial Administration 57,177.00		Business Personality Replacement Taxes 21,776.00		School Taxes in Municipal Budget	
Assessment of Taxes 16,768.00		Taxes from Public Utilities 520,308.00		County Taxes .52 *	889,086.30
Collection of Taxes 28,325.00		Other Miscellaneous Tax Revenues		County Library Taxes .03	58,102.50
Planning, Housing & Development 17,498.00		State Aid Revenues 380,772.00		Local Municipal Purpose Taxes .05	89,945.00
Human Resources 84,812.00		Federal Aid Revenues		Veteran & Senior Citizen Taxes	18,250.00
Elections				Total Taxes for Rate Computation 1.66	2,883,346.59
General Administration (other) 278,100.00		Sale of Acquired Property		Special District Taxes	
<b>JUDICIARY</b>		Other Miscellaneous Revenues		Bank Corp. Taxes	
Municipal Courts 61,000.00				Added and Omitted Taxes	77,277.00
<b>PUBLIC SAFETY</b>		Total 4,257,620.00		Total Taxes Levied - ABSTRACT	2,942,373.59
Fire Protection 44,314.00		Prior Years Surplus Appropriated 368,500.00		Total Taxes Billed	2,943,224.00
Police Protection 338,785.00		REVENUES TOTAL 4,626,120.00		TAXES COLLECTED	2,749,254.00
Civil Defense & Disaster Control 4,537.00		Reserve For Uncollected Taxes 207,896.00		Taxes Cancelled, Abated or Adjusted	7,876.00
Environmental Inspection & Control 44,076.00				Transfer to Tax Title Liens or Foreclosed	8,350.00
Other Public Safety		CAPITAL OUTLAY TOTAL 37,829.00		Ending Balance	177,744.00
<b>PUBLIC WORKS</b>		Public Enterprises		<b>PRIOR YEARS TAXES OUTSTANDING</b>	
Streets and Drainage 103,843.00		Recreation-Culture		Beginning Balance	154,946.00
Sewers and Sewage Processing 10,624.00		Public Works 13,850.00		Collected	153,241.00
Garbage and Trash Disposal 87,700.00		Buildings and Grounds 23,979.00		Cancelled, Abated or Adjusted	298.00
Public Buildings and Grounds 63,200.00		Library and Education		Transfers to Tax Title Liens or Foreclosed	
Other Public Works 110,500.00		Conservation		Ending Balance	1,407.00
<b>HEALTH and WELFARE</b>		All Other		TAX TITLE LIENS OUTSTANDING	
Health Services Except Environmental 8,714.00				Beginning Balance	56,727.00
Welfare-Public Assistance 5,850.00		CAPITAL DEBT AUTHORIZED, ENDING BALANCE		Transfer From Taxes	8,350.00
Hospital, Clinics, First Aid		ISSUED AND UNISSUED GROSS DEBT NET DEBT		Redeemed	1,087.00
Animal, Insect, & Rodent Control 500.00		School		Cancelled, Abated or Adjusted	
Other Welfare Services		Self-Liquidating		Transfers to Foreclosed Property	
<b>RECREATION and CONSERVATION</b>		Other 378,562	373,562	Ending Balance	63,990.00
Beeches and Boardwalks 25,060.00		Total 378,562	373,562	<b>PROPERTY ACQUIRED BY DEED OR FORECLOSURE</b>	
Parks, Playgrounds, Shade Trees		ISSUED AND OUTSTANDING		Beginning Balance	10,840.00
Land Reclamation & Conservation 8,000.00		School		Transfers From Taxes or Liens	
Other Recreational Services		Self-Liquidating		Sale for Cash	
<b>EDUCATION (excluding schools)</b>		Other 346,845.13	346,845.13	Cancelled, Abated or Adjusted	
Libraries 100.00		Total 346,845.13		Ending Balance	10,840.00
Other Educational Services		EQUALIZED VALUATION BASIS FOR NET DEBT COMPUTATION 166,646,323		<b>CURRENT FINANCES ENDING BALANCE</b>	
<b>STATUTORY EXPENDITURES</b>		REAL PROPERTY VALUATIONS		ASSETS	
Pensions & F. I. C. A. 63,650.00		Code Class # of Parcels % VAL'N ASSESSED VALUATION		Cash 1,498,163.00	
Employee Fringe Benefits 82,500.00		1 Vacant Land 212 5.41 9,734,050.00		Taxes Receivable 179,151.00	
Other Statutory Expenditures		2 Residential 774 67.20 120,888,750.00		Tax Title Liens 63,990.00	
<b>MUNICIPAL FUNCTIONS</b>	1,545,633.00	3 Farm 258 10.49 18,872,250.00		Foreclosed Property 10,840.00	
<b>CAPITAL IMPROVEMENTS</b>	*MEMO*	4a Commercial 60 13.18 23,715,300.00		Emergencies & Other Deferred Charges	
<b>DEBT SERVICE</b>		4b Industrial 9 3.72 6,689,000.00		State and Federal Aid Receivable	18,544.00
Principal Payments 60,450.00		4c Apartments 9 3.72 6,689,000.00		Other Receivables 30,141.00	
Interest Payments 9,419.00		Total 1313 179,899,350.00		Total 1,800,829.00	
<b>DEFERRED CHARGES</b>		Land Area 17.38 Sq. Miles		<b>LIABILITIES, RESERVES, AND SURPLUS</b>	
SCHOOL, COUNTY, SPECIAL DISTRICT TAXES 2,775,151.59		Net Valuation Taxable-Municipal 181,389,019		Cash Liabilities 698,880.00	
RESERVE FOR UNCOLLECTED TAXES 207,896.00		Net Valuation Taxable-County 173,470,739		Reserves for Receivables 284,122.00	
<b>EXPENDITURES</b>	TOTAL 4,598,549.59	State Equalized Valuation 172,334,256		Surplus 817,827.00	
		State Equalization Ratio 105.30		Total 1,800,829.00	

\*Includes County Health Service Taxes or County Open Specie Tax. See Table 13.

1814

Population 1990 **18,820**  
 Population 1994 **18,997**  
 S & P Rating  
 Moody Rating **A**

General Tax Rate Per \$100. **3.02**  
 State Equalized Tax Rate **2.97**

**NORTH PLAINFIELD BORO. - SOMERSET CO.**  
 Form of Government:  
**Mayor-Council Plan E (OMCL 50)**  
 Number of Members on Governing Body - 7

PER CAPITA:  
 Gross Debt **454.55** Gross Debt **1.03**  
 Net Debt **283.89** Net Debt **.64**  
 Debt Service **32.41** Tax Levy Collected **96.87**  
 Total Tax Levy **1,285.22** Tax Levy Cancelled, Abated or Adjusted **.17**  
 Municipal Expenditures **538.26**

EXPENDITURES-CURRENT YEAR		REVENUES REALIZED-CURRENT YEAR		PROPERTY TAXES-CURRENT YEAR		
<b>GENERAL GOVERNMENT</b>		<b>REVENUES REALIZED-CURRENT YEAR</b>		<b>STATE EQUALIZED TAX RATE</b> <b>1.78</b>		
Governing Body & Public Boards	4,575.00	Property Taxes Collected	23,718,695.69	Local District School Taxes	14,624,694.25	
Municipal Clerk	93,679.00	Payments in Lieu of Taxes		Regional & Consolidated School Tax		
Financial Administration	199,452.00	Delinquent Tax & Lien Collections	851,150.95	School Taxes in Municipal Budget		
Assessment of Taxes	42,700.00	Business Personality Replacement Taxes	142,670.68	County Taxes	3,414,855.94 *	
Collection of Taxes		Taxes from Public Utilities	842,474.00	County Library Taxes	282,166.29	
Planning, Housing & Development	6,600.00	Other Miscellaneous Tax Revenues		Local Municipal Purpose Taxes	6,093,366.61	
Human Resources	283,914.00	State Aid Revenues	1,358,436.30	Veteran & Senior Citizen Taxes	123,350.00	
Elections		Federal Aid Revenues		Total Taxes for Rate Computation	24,538,463.09	
General Administration (other)	1,297,798.69			Special District Taxes		
<b>JUDICIARY</b>		Sale of Acquired Property		Bank Corp. Taxes		
Municipal Courts	295,897.00	Other Miscellaneous Revenues	819,716.52	Added and Omitted Taxes	303.00	
<b>PUBLIC SAFETY</b>		Total	27,733,144.14	Total Taxes Levied - ABSTRACT	24,415,416.09	
Fire Protection	1,549,453.00	Prior Years Surplus Appropriated	400,000.00	Total Taxes Billed	24,484,624.75	
Police Protection	2,545,401.43	REVENUES TOTAL	28,133,144.14	TAXES COLLECTED	23,718,695.69	
Civil Defense & Disaster Control	2,000.00	Reserve For Uncollected Taxes	958,000.00	Taxes Cancelled, Abated or Adjusted	42,210.27	
Environmental Inspection & Control	60,116.00	<b>CAPITAL OUTLAY TOTAL</b>		Transfer to Tax Title Liens or Foreclosed	1,580.12	
Other Public Safety			1,344,420.60	Ending Balance	722,138.67	
<b>PUBLIC WORKS</b>		Public Enterprises	315,948.49	<b>PRIOR YEARS TAXES OUTSTANDING</b>		
Streets and Drainage	858,886.00	Recreation-Culture	18,777.32	Beginning Balance	926,843.44	
Sewers and Sewage Processing	233,611.00	Public Works	490,338.80	Collected	851,150.95	
Garbage and Trash Disposal		Buildings and Grounds	509,693.01	Cancelled, Abated or Adjusted	11,580.37	
Public Buildings and Grounds	91,345.00	Library and Education	9,662.98	Transfers to Tax Title Liens or Foreclosed		
Other Public Works		Conservation		Ending Balance	64,112.12	
<b>HEALTH and WELFARE</b>		All Other		<b>TAX TITLE LIENS OUTSTANDING</b>		
Health Services Except Environmental	175,164.00	<b>CAPITAL DEBT AUTHORIZED, ENDING BALANCE</b>		Beginning Balance	9,435.52	
Welfare-Public Assistance	34,159.00	ISSUED AND UNISSUED	GROSS DEBT	Transfer From Taxes	1,580.12	
Hospital, Clinics, First Aid		School	2,506,000	Redeemed		
Animal, Insect, & Rodent Control		Self-Liquidating	735,750	Cancelled, Abated or Adjusted		
Other Welfare Services		Other	5,393,402	Transfers to Foreclosed Property		
<b>RECREATION and CONSERVATION</b>		Total	8,635,152	Ending Balance	11,015.64	
Beaches and Boardwalks		<b>ISSUED AND OUTSTANDING</b>		<b>PROPERTY ACQUIRED BY DEED OR FORECLOSURE</b>		
Perks, Playgrounds, Shade Trees	3,800.00	School	2,506,000.00	Beginning Balance	396,200.00	
Land Reclamation & Conservation	8,377.98	Self-Liquidating	449,500.00	Transfers From Taxes or Liens		
Other Recreational Services	70,010.00	Other	4,931,252.00	Sale for Cash		
<b>EDUCATION (excluding schools)</b>		Total	7,886,752.00	Cancelled, Abated or Adjusted		
Libraries	35,464.00	<b>EQUALIZED VALUATION BASIS FOR NET DEBT COMPUTATION</b>		Ending Balance	396,200.00	
Other Educational Services		<b>REAL PROPERTY VALUATIONS</b>		<b>CURRENT FINANCES ENDING BALANCE</b>		
<b>STATUTORY EXPENDITURES</b>		Code	Class	# of Parcels	% VAL'N	ASSESSED VALUATION
Pensions & F. I. C. A.	638,285.84	1	Vacant Land	107	.49	3,922,800.00
Employee Fringe Benefits		2	Residential	4976	80.59	649,448,700.00
Other Statutory Expenditures		3	Farm			96,146,600.00
<b>MUNICIPAL FUNCTIONS TOTAL</b>		4a	Commercial	222	11.93	1,930,000.00
	8,530,688.94	4b	Industrial	4	.24	54,395,800.00
<b>CAPITAL IMPROVEMENTS *MEMO*</b>		4c	Apartments	26	6.75	805,843,900.00
	50,000.00	Total		5335		
<b>DEBT SERVICE</b>		Land Area	2.70	Sq Miles		
Principal Payments	410,000.00	Net Valuation Taxable-Municipal			808,063,424	
Interest Payments	205,781.25	Net Valuation Taxable-County			816,726,700	
<b>DEFERRED CHARGES</b>		State Equalized Valuation			823,001,659	
	120,874.32	State Equalization Ratio			98.18	
<b>SCHOOL, COUNTY, SPECIAL DISTRICT TAXES</b>				<b>LIABILITIES, RESERVES, AND SURPLUS</b>		
	18,321,716.48			Cash Liabilities	883,427.12	
<b>RESERVE FOR UNCOLLECTED TAXES</b>				Reserves for Receivables	1,253,901.37	
	958,000.00			Surplus	1,205,923.09	
<b>EXPENDITURES TOTAL</b>				Total	3,343,251.58	
	28,547,060.99					

Population 1990 **5,017**  
 Population 1994 **5,042**  
 S & P Rating  
 Moody Rating **AAA**

Ganarel Tax Rate Par \$100. **2.24**  
 State Equalized Tax Rate **2.44**

**NORTH WILDWOOD CITY - CAPE MAY CO.**  
 Form of Government:  
**City Charter Act (P.L. 1899 c.52)**  
 Number of Members on Governing Body - 7

PER CAPITA: Gross Debt **1,670.73** PER CENT: Gross Debt **1.31**  
 Net Debt **1,541.46** Net Debt **1.21**  
 Debt Service **311.67** Tax Levy Collected **88.32**  
 Total Tax Levy **2,976.18** Tax Levy Cancelled, Abated or Adjusted **.89**  
 Municipal Expenditures **2,977.29**

EXPENDITURES-CURRENT YEAR		REVENUES REALIZED-CURRENT YEAR		PROPERTY TAXES-CURRENT YEAR	
<b>GENERAL GOVERNMENT</b>		<b>REVENUES REALIZED-CURRENT YEAR</b>		<b>PROPERTY TAXES-CURRENT YEAR</b>	
Governing Body & Public Boards		Property Taxes Collected	<b>13,299,968.02</b>	STATE EQUALIZED TAX RATE	<b>.70</b>
Municipal Clerk		Payments in Lieu of Taxes		Local District School Taxes	<b>4,316,664.00</b>
Financial Administration	<b>126,126.96</b>	Delinquent Tax & Lien Collections	<b>1,501,553.01</b>	Regional & Consolidated School Tax	
Assessment of Taxes	<b>84,299.79</b>	Business Personality Replacement Taxes	<b>98,178.96</b>	School Taxes in Municipal Budget	
Collection of Taxes	<b>118,075.01</b>	Taxes from Public Utilities	<b>420,828.00</b>	County Taxes	<b>2,772,249.67</b> *
Planning, Housing & Development	<b>31,700.00</b>	Other Miscellaneous Tax Revenues		County Library Taxes	<b>175,244.11</b>
Human Resources	<b>121,777.00</b>	State Aid Revenues	<b>326,936.92</b>	Local Municipal Purpose Taxes	<b>7,683,456.56</b>
Elections	<b>3,000.00</b>	Federal Aid Revenues		Veteran & Senior Citizen Taxes	<b>81,200.00</b>
General Administration (other)	<b>1,227,601.71</b>			Total Taxes for Rate Computation	<b>15,028,814.34</b>
<b>JUDICIARY</b>		<b>REVENUES REALIZED-CURRENT YEAR</b>		<b>PROPERTY TAXES-CURRENT YEAR</b>	
Municipal Courts	<b>146,693.20</b>	Sale of Acquired Property		Special District Taxes	
<b>PUBLIC SAFETY</b>		Other Miscellaneous Revenues	<b>4,362,759.36</b>	Bank Corp. Taxes	
Fire Protection	<b>529,806.70</b>	Total	<b>20,010,224.27</b>	Added and Omitted Taxes	<b>58,310.12</b>
Police Protection	<b>2,113,037.37</b>	Prior Years Surplus Appropriated	<b>1,043,879.00</b>	Total Taxes Levied - ABSTRACT	<b>15,005,924.46</b>
Civil Defense & Disaster Control	<b>8,350.00</b>	REVENUES TOTAL	<b>21,054,103.27</b>	Total Taxes Billed	<b>15,058,134.85</b>
Environmental Inspection & Control	<b>55,000.00</b>	Reserve For Uncollected Taxes	<b>1,793,214.79</b>	TAXES COLLECTED	<b>13,299,968.02</b>
Other Public Safety		CAPITAL OUTLAY TOTAL	<b>620,870.74</b>	Taxes Cancelled, Abated or Adjusted	<b>131,831.45</b>
<b>PUBLIC WORKS</b>		<b>REVENUES REALIZED-CURRENT YEAR</b>		<b>PROPERTY TAXES-CURRENT YEAR</b>	
Streets and Drainage	<b>1,236,873.49</b>	Public Enterprises		Transfer to Tax Title Liens or Foreclosed	<b>214,437.44</b>
Sewers and Sewage Processing	<b>3,374,764.74</b>	Recreation-Cultura		Ending Balance	<b>1,411,897.94</b>
Garbage and Trash Disposal	<b>355,626.00</b>	Public Works	<b>284,840.47</b>	<b>PRIOR YEARS TAXES OUTSTANDING</b>	
Public Buildings and Grounds	<b>105,171.80</b>	Buildings and Grounds	<b>336,030.27</b>	Beginning Balance	<b>1,396,524.44</b>
Other Public Works	<b>50,450.00</b>	Library and Education		Collected	<b>1,355,508.32</b>
<b>HEALTH and WELFARE</b>		Conservation		Cancelled, Abated or Adjusted	
Health Services Except Environmental	<b>4,530.58</b>	Other		Transfers to Tax Title Liens or Foreclosed	
Welfare-Public Assistance	<b>35,000.00</b>	Capital Debt Authorized, Ending Balance		Ending Balance	<b>41,016.12</b>
Hospital, Clinics, First Aid		ISSUED AND UNISSUED		TAX TITLE LIENS OUTSTANDING	
Animal, Insect, & Rodent Control	<b>5,127.00</b>	School	<b>494,750</b>	Beginning Balance	<b>1,024,232.56</b>
Other Welfare Services		Self-Liquidating		Transfer From Taxes	<b>214,437.44</b>
<b>RECREATION and CONSERVATION</b>		Other	<b>7,929,052</b>	Redeemed	<b>146,044.69</b>
Beaches and Boardwalks	<b>297,407.92</b>	Total	<b>8,423,802</b>	Cancelled, Abated or Adjusted	<b>9,558.40</b>
Parks, Playgrounds, Shada Traas	<b>100,661.53</b>	<b>ISSUED AND OUTSTANDING</b>		Transfers to Foreclosed Property	
Land Reclamation & Conservation	<b>2,200.00</b>	School	<b>494,750.00</b>	Ending Balance	<b>1,083,066.91</b>
Other Recreational Services	<b>190,222.40</b>	Self-Liquidating		PROPERTY ACQUIRED BY DEED OR FORECLOSURE	
<b>EDUCATION (excluding schools)</b>		Other	<b>7,402,000.00</b>	Beginning Balance	<b>31,895.50</b>
Libraries		Total	<b>7,896,750.00</b>	Transfers From Taxes or Liens	
Other Educational Services		<b>EQUALIZED VALUATION BASIS FOR NET DEBT COMPUTATION</b>		Sale for Cash	
<b>STATUTORY EXPENDITURES</b>		<b>REAL PROPERTY VALUATIONS</b>		Cancelled, Abated or Adjusted	
Pensions & F. I. C. A.	<b>560,036.00</b>	Code	Class	# of Parcels	% VAL'N
Employee Fringe Benefits	<b>747,286.80</b>	1	Vacant Land	240	2.19
Other Statutory Expenditures	<b>14,000.00</b>	2	Residential	4999	71.88
<b>MUNICIPAL FUNCTIONS</b>		3	Farm		
CAPITAL IMPROVEMENTS	<b>20,000.00</b>	4a	Commercial	372	21.86
DEBT SERVICE		4b	Industrial		
Principal Payments	<b>1,075,000.00</b>	4c	Apartments	99	4.08
Interest Payments	<b>496,432.00</b>	Total		5710	
<b>DEFERRED CHARGES</b>		Land Area	1.70	Sq Miles	
SCHOOL, COUNTY, SPECIAL DISTRICT TAXES	<b>7,264,157.78</b>	Net Valuation Taxable-Municipal		<b>669,722,086</b>	
RESERVE FOR UNCOLLECTED TAXES	<b>1,793,214.79</b>	Net Valuation Taxable-County		<b>646,869,918</b>	
EXPENDITURES TOTAL	<b>22,275,630.57</b>	State Equalized Valuation		<b>614,708,476</b>	
		State Equalization Ratio		<b>108.97</b>	

0118

Population 1990 7,305  
 Population 1994 7,414  
 S & P Rating  
 Moody Rating

General Tax Rate Per \$100. 3.60  
 State Equalized Tax Rate 2.80

**NORTHFIELD CITY - ATLANTIC COUNTY**  
 Form of Government:  
**City Charter Act (P.L. 1897 c. 30)**  
 Number of Members on Governing Body - 7

PER CAPITA: PER CENT:  
 Gross Debt 375.40 Gross Debt .65  
 Net Debt 375.40 Net Debt .65  
 Debt Service 110.59 Tax Levy Collected 96.08  
 Total Tax Levy 1,638.24 Tax Levy Cancelled, Abated  
 Municipal Expenditures 926.25 or Adjusted .86

EXPENDITURES-CURRENT YEAR		REVENUES REALIZED-CURRENT YEAR		PROPERTY TAXES-CURRENT YEAR	
<b>GENERAL GOVERNMENT</b>		<b>REVENUES REALIZED-CURRENT YEAR</b>		<b>STATE EQUALIZED TAX RATE</b>	
Governing Body & Public Boards		Property Taxes Collected	11,672,095.96	Local District School Taxes	1.01 4,388,358.50
Municipal Clerk		Payments in Lieu of Taxes		Regional & Consolidated School Tax	.46 2,002,178.90
Financial Administration	75,500.00	Delinquent Tax & Lien Collections	316,062.91	School Taxes in Municipal Budget	
Assessment of Taxes	174,300.00	Business Personalty Replacement Taxes	93,912.60	County Taxes	.50 * 2,183,030.97
Collection of Taxes	60,200.00	Taxes from Public Utilities	471,795.00	County Library Taxes	
Planning, Housing & Development	16,055.00	Other Miscellaneous Tax Revenues		Local Municipal Purpose Taxes	.82 3,546,330.77
Human Resources	184,182.00	State Aid Revenues	471,816.21	Veteran & Senior Citizen Taxes	83,450.00
Elections	4,773.40	Federal Aid Revenues		Total Taxes for Rate Computation	2.79 12,203,349.14
General Administration (other)	460,900.00			Special District Taxes	
<b>JUDICIARY</b>		Sale of Acquired Property		Bank Corp. Taxes	
Municipal Courts	110,750.00	Other Miscellaneous Revenues	1,479,313.66	Added end Omitted Taxes	26,006.65
<b>PUBLIC SAFETY</b>				Total Taxes Levied - ABSTRACT	12,145,905.79
Fire Protection	396,191.00	Prior Years Surplus Appropriated	544,008.00	Total Taxes Billed	12,147,954.50
Police Protection	1,180,897.31	<b>REVENUES TOTAL</b>	<b>15,048,984.34</b>	<b>TAXES COLLECTED</b>	<b>11,672,095.96</b>
Civil Defense & Disaster Control	8,150.00	Reserve For Uncollected Taxes	505,889.77	Taxes Cancelled, Abated or Adjusted	104,210.31
Environmental Inspection & Control	72,800.00	<b>CAPITAL OUTLAY TOTAL</b>	<b>282,846.34</b>	Transfer to Tax Title Liens or Foreclosed	127,256.57
Other Public Safety				Ending Balance	244,391.66
<b>PUBLIC WORKS</b>		Public Enterprises		<b>PRIOR YEARS TAXES OUTSTANDING</b>	
Streets and Drainage	629,027.81	Recreation-Culture		Beginning Balance	310,708.42
Sewers and Sewage Processing	540,000.00	Public Works	87,615.83	Collected	212,149.50
Garbage and Trash Disposal	506,800.00	Buildings and Grounds	195,230.51	Cancelled, Abated or Adjusted	
Public Buildings and Grounds	168,200.00	Library and Education		Transfers to Tax Title Liens or Foreclosed	98,558.92
Other Public Works	24,500.00	Conservation		Ending Balance	
<b>HEALTH and WELFARE</b>		All Other		<b>TAX TITLE LIENS OUTSTANDING</b>	
Health Services Except Environmental				Beginning Balance	199,703.21
Welfare-Public Assistance	5,500.00	<b>CAPITAL DEBT AUTHORIZED, ENDING BALANCE</b>		Transfer From Taxes	242,059.21
Hospital, Clinics, First Aid		<b>ISSUED AND UNISSUED GROSS DEBT NET DEBT</b>		Redeemed	103,893.41
Animal, Insect, & Rodent Control	5,400.00	School		Cancelled, Abated or Adjusted	
Other Welfare Services		Self-Liquidating	2,783,182	Transfers to Foreclosed Property	
<b>RECREATION and CONSERVATION</b>		Other		Ending Balance	337,869.01
Beeches and Boardwalks		Total	2,783,182	<b>PROPERTY ACQUIRED BY DEED OR FORECLOSURE</b>	
Perks, Playgrounds, Shede Trees	55,225.00	<b>ISSUED AND OUTSTANDING</b>		Beginning Balance	4,900.00
Land Reclamation & Conservation		School		Transfers From Taxes or Liens	
Other Recreational Services	6,300.00	Self-Liquidating	2,465,500.00	Sale for Cash	
<b>EDUCATION (excluding schools)</b>		Other		Cancelled, Abated or Adjusted	
Libraries	142,500.00	Total	2,465,500.00	Ending Balance	4,900.00
Other Educational Services		<b>EQUALIZED VALUATION BASIS FOR NET DEBT COMPUTATION</b>	427,787,458	<b>CURRENT FINANCES ENDING BALANCE</b>	
<b>STATUTORY EXPENDITURES</b>		<b>REAL PROPERTY VALUATIONS</b>		<b>ASSETS</b>	
Pensions & F. I. C. A.	283,499.00	Code Class # of Parcels % VAL'N ASSESSED VALUATION		Cash	980,216.82
Employee Fringe Benefits	423,500.00	1 Vacant Land 314 4.53 15,181,900.00		Taxes Receivable	244,391.66
Other Statutory Expenditures	6,250.00	2 Residential 2786 71.20 238,619,300.00		Tax Title Liens	337,869.01
<b>MUNICIPAL FUNCTIONS TOTAL</b>	<b>5,541,400.52</b>	3 Farm 3 .06 193,400.00		Foreclosed Property	4,900.00
<b>CAPITAL IMPROVEMENTS *MEMO*</b>	<b>50,126.60</b>	4e Commercial 198 24.07 80,669,900.00		Emergencies & Other Deferred Charges	163,275.00
<b>DEBT SERVICE</b>		4b Industrial 3 .14 459,900.00		State and Federal Aid Receivable	74,971.44
Principal Payments	660,000.00	4c Apartments 3304 77.82 335,124,400.00		Other Receivables	65,961.63
Interest Payments	159,937.50	Total Land Area 3.50 Sq Miles		Total	1,871,585.56
<b>DEFERRED CHARGES</b>		Net Valuation Taxable-Municipal	336,814,284	<b>LIABILITIES, RESERVES, AND SURPLUS</b>	
SCHOOL, COUNTY, SPECIAL DISTRICT TAXES	8,573,568.37	Net Valuation Taxable-County	432,115,354	Cash Liabilities	592,556.11
RESERVE FOR UNCOLLECTED TAXES	505,889.77	State Equalized Valuation	432,330,336	Reserves for Receivables	653,122.30
<b>EXPENDITURES TOTAL</b>	<b>15,440,796.16</b>	State Equalization Ratio	77.82	Surplus	625,907.25
				Total	1,871,585.66

Population 1990 **4,563**  
 Population 1994 **4,626**  
 S & P Rating  
 Moody Rating **A**

General Tax Rate Per \$100. **2.72**  
 State Equalized Tax Rate **2.22**

**NORTHVALE BOROUGH - BERGEN COUNTY**  
 Form of Government:  
**Borough Council**  
 Number of Members on Governing Body - 6

ER CAPITAL: Gross Debt **997.97** PER CENT: Gross Debt **.96**  
 Net Debt **929.61** Net Debt **.90**  
 Debt Service **71.09** Tax Levy Collected **97.59**  
 Total Tax Levy **2,270.63** Tax Levy Cancelled, Abated  
 Municipal Expenditures **1,055.88** or Adjusted **.07**

EXPENDITURES-CURRENT YEAR		REVENUES REALIZED-CURRENT YEAR		PROPERTY TAXES-CURRENT YEAR		
<b>GENERAL GOVERNMENT</b>		<b>REVENUES REALIZED-CURRENT YEAR</b>		<b>STATE EQUALIZED TAX RATE</b>		
Governing Body & Public Boards		Property Taxes Collected	<b>10,285,658.74</b>	Local District School Taxes	<b>.80</b>	
Municipal Clerk		Payments in Lieu of Taxes		Regional & Consolidated School Tax	<b>.52</b>	
Financial Administration	<b>87,200.00</b>	Delinquent Tax & Lien Collections	<b>273,713.24</b>	School Taxes in Municipal Budget		
Assessment of Taxes	<b>16,848.00</b>	Business Personalty Replacement Taxes	<b>205,392.68</b>	County Taxes	<b>.24</b> *	
Collection of Taxes	<b>38,260.00</b>	Taxes from Public Utilities	<b>363,383.00</b>	County Library Taxes		
Planning, Housing & Development	<b>7,190.00</b>	Other Miscellaneous Tax Revenues		Local Municipal Purpose Taxes	<b>.66</b>	
Human Resources	<b>69,462.19</b>	State Aid Revenues	<b>341,155.31</b>	Veteran & Senior Citizen Taxes		
Elections	<b>2,650.00</b>	Federal Aid Revenues		Total Taxes for Rate Computation	<b>2.22</b>	
General Administration (other)	<b>403,207.00</b>			Special District Taxes		
<b>JUDICIARY</b>		<b>SALE OF ACQUIRED PROPERTY</b>		Bank Corp. Taxes		
Municipal Courts	<b>63,079.60</b>	Other Miscellaneous Revenues	<b>405,267.20</b>	Added and Omitted Taxes		
<b>PUBLIC SAFETY</b>		Total	<b>11,874,570.17</b>	Total Taxes Levied - ABSTRACT	<b>10,503,926.36</b>	
Fire Protection	<b>120,369.60</b>	Prior Years Surplus Appropriated	<b>390,000.00</b>	Total Taxes Billed	<b>10,539,205.76</b>	
Police Protection	<b>1,046,495.88</b>	REVENUES TOTAL	<b>12,264,570.17</b>	TAXES COLLECTED	<b>10,285,658.74</b>	
Civil Defense & Disaster Control	<b>1,155.00</b>	Reserve For Uncollected Taxes	<b>318,000.00</b>	Taxes Cancelled, Abated or Adjusted	<b>7,433.85</b>	
Environmental Inspection & Control	<b>49,510.00</b>	<b>CAPITAL OUTLAY TOTAL</b>		Transfer to Tax Title Liens or Foreclosed	<b>4,659.36</b>	
Other Public Safety			<b>534,711.18</b>	Ending Balance	<b>241,453.81</b>	
<b>PUBLIC WORKS</b>		<b>Public Enterprises</b>		<b>PRIOR YEARS TAXES OUTSTANDING</b>		
Streets and Drainage	<b>411,167.02</b>	Recreation-Culture		Beginning Balance	<b>292,832.02</b>	
Sewers and Sewage Processing	<b>510,739.00</b>	Public Works	<b>468.43</b>	Collected	<b>273,713.24</b>	
Garbage and Trash Disposal	<b>429,580.00</b>	Buildings and Grounds	<b>534,242.75</b>	Cancelled, Abated or Adjusted	<b>19,118.78</b>	
Public Buildings and Grounds	<b>25,000.00</b>	Library and Education		Transfers to Tax Title Liens or Foreclosed		
Other Public Works	<b>23,500.00</b>	Conservation		Ending Balance		
<b>HEALTH and WELFARE</b>		All Other		TAX TITLE LIENS OUTSTANDING		
Health Services Except Environmental	<b>30,885.00</b>	<b>CAPITAL DEBT AUTHORIZED, ENDING BALANCE</b>		Beginning Balance	<b>11,622.67</b>	
Welfare-Public Assistance	<b>2,700.00</b>	ISSUED AND UNISSUED	GROSS DEBT	Transfer From Taxes	<b>4,659.36</b>	
Hospital, Clinics, First Aid		School	<b>275,257</b>	Redeemed		
Animal, Insect, & Rodent Control		Self-Liquidating		Cancelled, Abated or Adjusted		
Other Welfare Services		Other	<b>4,341,329</b>	Transfers to Foreclosed Property		
<b>RECREATION and CONSERVATION</b>		Total	<b>4,616,586</b>	Ending Balance	<b>16,282.03</b>	
Beeches and Boardwalks		<b>ISSUED AND OUTSTANDING</b>		<b>PROPERTY ACQUIRED BY DEED OR FORECLOSURE</b>		
Perks, Playgrounds, Shade Trees	<b>10,000.00</b>	School	<b>275,257.43</b>	Beginning Balance	<b>6,635.00</b>	
Land Reclamation & Conservation	<b>160,536.42</b>	Self-Liquidating		Transfers From Taxes or Liens		
Other Recreational Services	<b>38,600.00</b>	Other	<b>3,740,600.00</b>	Sale for Cash		
<b>EDUCATION (excluding schools)</b>		Total	<b>4,015,857.43</b>	Cancelled, Abated or Adjusted		
Libraries	<b>88,211.00</b>	<b>EQUALIZED VALUATION BASIS FOR NET DEBT COMPUTATION</b>		Ending Balance	<b>6,635.00</b>	
Other Educational Services		<b>REAL PROPERTY VALUATIONS</b>		<b>CURRENT FINANCES ENDING BALANCE ASSETS</b>		
<b>STATUTORY EXPENDITURES</b>		Code	Class	# of Parcels	% VAL'N	ASSESSED VALUATION
Pensions & F. I. C. A.	<b>251,500.00</b>	1	Vacant Land	86	1.54	<b>5,928,200.00</b>
Employee Fringe Benefits	<b>275,000.00</b>	2	Residential	1383	60.14	<b>232,110,300.00</b>
Other Statutory Expenditures	<b>9,000.00</b>	3	Farm			<b>48,505,400.00</b>
<b>MUNICIPAL FUNCTIONS</b>		4e	Commercial	89	12.57	<b>99,407,100.00</b>
CAPITAL IMPROVEMENTS	<b>20,000.00</b>	4b	Industrial	52	25.76	<b>385,951,000.00</b>
DEBT SERVICE		4c	Apertments			
Prinicipal Payments	<b>175,000.00</b>	Total	<b>1610</b>	Land Area	<b>1.30</b>	Sq. Miles
Interest Payments	<b>153,871.50</b>	Net Valuation Taxable-Municipal			<b>387,053,891</b>	
<b>DEFERRED CHARGES</b>		Net Valuation Taxable-County			<b>396,237,940</b>	
SCHOOL, COUNTY, SPECIAL DISTRICT TAXES	<b>7,377,226.22</b>	State Equalized Valuation			<b>473,041,018</b>	
RESERVE FOR UNCOLLECTED TAXES	<b>318,000.00</b>	State Equalization Ratio			<b>81.78</b>	
EXPENDITURES TOTAL	<b>12,261,721.90</b>					



\*Includes County Health Service Taxes or County Open Specia Tax. See Table 13.

0241

Population 1990 4,858  
 Population 1994 5,427  
 S & P Rating  
 Moody Rating A2

General Tax Rate Per \$100. 2.35  
 State Equalized Tax Rate 1.96

# NORWOOD BOROUGH - BERGEN COUNTY

Form of Government:

Borough Council

Number of Members on Governing Body - 6

PER CAPITA:

Gross Debt 1,158.00  
 Net Debt 572.10  
 Debt Service 82.00  
 Total Tax Levy 2,163.31  
 Municipal Expenditures 894.04

PER CENT:

Gross Debt 1.10  
 Net Debt .54  
 Tax Levy Collected 97.42  
 Tax Levy Cancelled, Abated or Adjusted

EXPENDITURES-CURRENT YEAR		REVENUES REALIZED-CURRENT YEAR		PROPERTY TAXES-CURRENT YEAR	
<b>GENERAL GOVERNMENT</b>				<b>STATE EQUALIZED TAX RATE</b>	
Governing Body & Public Boards		Property Taxes Collected	11,437,345.28	Local District School Taxes	.74 4,325,665.00
Municipal Clerk		Payments in Lieu of Taxes		Regionel & Consolidated School Tax	.45 2,636,434.18
Financial Administration	37,085.00	Delinquent Tax & Lien Collections	532,804.99	School Taxes in Municipal Budget	
Assessment of Taxes	23,880.00	Business Personalty Replacement Taxes	61,563.00	County Taxes	.24 * 1,415,164.87
Collection of Taxes	47,700.00	Taxes from Public Utilities	462,930.00	County Library Taxes	
Planning, Housing & Development	16,600.00	Other Miscellaneous Tax Revenues		Local Municipal Purpose Taxes	.53 3,099,760.09
Human Resources	78,857.00	State Aid Revenues	275,706.68	Veteran & Senior Citizen Taxes	
Elections		Federal Aid Revenues		Total Taxes for Rete Computation	1.96 11,515,874.14
General Administration (other)	406,085.07			Special District Taxes	
<b>JUDICIARY</b>		Sale of Acquired Property		Bank Corp. Taxes	
Municipal Courts	27,300.00	Other Miscellaneous Revenues	365,551.10	Added and Omitted Taxes	
<b>PUBLIC SAFETY</b>			Total	Total Taxes Levied - ABSTRACT	263,275.84
Fire Protection	129,464.00	Prior Years Surplus Appropriated	550,000.00	Total Taxes Billed	11,740,299.98
Police Protection	1,103,213.14	<b>REVENUES</b>	<b>TOTAL</b>	TAXES COLLECTED	11,740,291.72
Civil Defense & Disaster Control		Reserve For Uncollected Taxes	710,985.61	Taxes Cancelled, Abated or Adjusted	11,437,345.28
Environmental Inspection & Control	84,100.00			Transfer to Tax Title Liens or Foreclosed	
Other Public Safety		<b>CAPITAL OUTLAY</b>	<b>TOTAL</b>	Ending Balance	16,835.40
<b>PUBLIC WORKS</b>			833,810.32	<b>PRIOR YEARS TAXES OUTSTANDING</b>	286,111.04
Streets and Drainage	404,978.32	Public Enterprises		Beginning Balance	562,331.95
Sewers and Sewage Processing	548,911.65	Recreation-Culture		Collected	532,289.55
Gerbage and Trash Disposal	83,845.00	Public Works	260,094.09	Cancelled, Abated or Adjusted	
Public Buildings and Grounds	13,000.00	Buildings and Grounds	572,898.33	Transfers to Tax Title Liens or Foreclosed	477.28
Other Public Works	20,700.00	Library and Education	817.90	Ending Balance	29,565.12
<b>HEALTH and WELFARE</b>		Conservation		<b>TAX TITLE LIENS OUTSTANDING</b>	
Health Services Except Environmental	69,321.00	All Other		Beginning Balance	125,706.29
Welfare-Public Assistance	3,204.00			Transfer From Taxes	17,371.58
Hospital, Clinics, First Aid		<b>CAPITAL DEBT AUTHORIZED, ENDING BALANCE</b>		Redeemed	515.44
Animal, Insect, & Rodent Control		<b>ISSUED AND UNISSUED</b>	<b>GROSS DEBT</b>	Cancelled, Abated or Adjusted	
Other Welfare Services		School	3,179,666	Transfers to Foreclosed Property	
<b>RECREATION and CONSERVATION</b>		Self-Liquidating		Ending Balance	142,562.43
Beeches and Boardwalks		Other	3,104,790	<b>PROPERTY ACQUIRED BY DEED OR</b>	
Perks, Playgrounds, Shade Trees	5,000.00	Total	6,284,456	<b>FORECLOSURE</b>	
Land Reclamation & Conservation	43,428.46	<b>ISSUED AND OUTSTANDING</b>		Beginning Balance	
Other Recreational Services	45,300.00	School	3,179,666.06	Transfers From Taxes or Liens	
<b>EDUCATION (excluding schools)</b>		Self-Liquidating		Sale for Cash	
Libraries	72,737.00	Other	2,669,200.00	Cancelled, Abated or Adjusted	
Other Educational Services		Total	5,848,866.06	Ending Balance	
<b>STATUTORY EXPENDITURES</b>		<b>EQUALIZED VALUATION BASIS</b>		<b>CURRENT FINANCES ENDING BALANCE</b>	
Pensions & F. I. C. A.	196,100.00	<b>FOR NET DEBT COMPUTATION</b>	573,224,846	<b>ASSETS</b>	
Employee Fringe Benefits	176,000.00	<b>REAL PROPERTY VALUATIONS</b>		Cash	2,082,049.00
Other Statutory Expenditures	6,000.00	<b>Code</b>	<b>Class</b>	<b># of Parcels</b>	<b>% VAL'N</b>
<b>MUNICIPAL FUNCTIONS</b>	<b>TOTAL</b>	1	Vacant Land	164	2.75
CAPITAL IMPROVEMENTS	*MEMO*	2	Residential	1577	77.62
DEBT SERVICE	25,000.00	3	Fern	2	.03
Prinicipal Payments	340,000.00	4a	Commercial	54	8.13
Interest Payments	104,987.62	4b	Industrial	42	9.95
		4c	Apertments	1	1.51
		Total	1840		
<b>DEFERRED CHARGES</b>	<b>53,164.89</b>	Land Area	2.90	Sq. Miles	
SCHOOL, COUNTY, SPECIAL DISTRICT TAXES	8,377,264.05	Net Valuation Taxable-Municipal	489,323,182		
RESERVE FOR UNCOLLECTED TAXES	710,985.61	Net Valuation Taxable-County	492,377,259		
<b>EXPENDITURES</b>	<b>TOTAL</b>	State Equalized Valuation	586,930,130		
	13,229,211.81	State Equalization Ratio	83.32		
				<b>LIABILITIES, RESERVES, AND SURPLUS</b>	
				Cash Liabilities	879,635.00
				Reserves for Receivables	632,154.00
				Surplus	1,313,414.00
				<b>Total</b>	2,825,203.00

0716

Population 1990 **27,099**  
 Population 1994 **26,448**  
 S & P Rating **A+**  
 Moody Rating **A1**

General Tax Rate Per \$100. **10.51**  
 State Equalized Tax Rate **2.95**

**NUTLEY TOWNSHIP - ESSEX COUNTY**

Form of Government:  
**Commission (1911)**

Number of Members on Governing Body - **5**

PER CAPITA:

Gross Debt **351.48**  
 Net Debt **276.62**  
 Debt Service **51.89**  
 Total Tax Levy **1,970.19**  
 Municipal Expenditures **899.27**

PER CENT:

Gross Debt **.53**  
 Net Debt **.42**  
 Tax Levy Collected **97.21**  
 Tax Levy Cancelled, Abated or Adjusted **.31**

EXPENDITURES-CURRENT YEAR		REVENUES REALIZED-CURRENT YEAR		PROPERTY TAXES-CURRENT YEAR		
<b>GENERAL GOVERNMENT</b>		<b>REVENUES REALIZED-CURRENT YEAR</b>		<b>STATE EQUALIZED TAX RATE</b>		
Governing Body & Public Boards	10,099.00	Property Taxes Collected	50,667,610.86	Local District School Taxes	1.44	
Municipal Clerk	130,489.00	Payments in Lieu of Taxes	69,558.77	Regional & Consolidated School Tax		
Financial Administration	263,599.00	Delinquent Tax & Lien Collections	1,143,311.96	School Taxes in Municipal Budget		
Assessment of Taxes	172,003.00	Business Personalty Replacement Taxes	600,198.96	County Taxes	.69 *	
Collection of Taxes	162,011.00	Taxes from Public Utilities	1,662,984.00	County Library Taxes		
Planning, Housing & Development	43,300.00	Other Miscellaneous Tax Revenues		Local Municipal Purpose Taxes	.82	
Human Resources	274,666.00	State Aid Revenues	2,664,240.86	Veteran & Senior Citizen Taxes		
Elections		Federal Aid Revenues		Total Taxes for Rate Computation	2.95	
General Administration (other)	1,448,340.00			Special District Taxes		
<b>JUDICIARY</b>		Sale of Acquired Property		Bank Corp. Taxes		
Municipal Courts	204,292.00	Other Miscellaneous Revenues	1,786,278.92	Added and Omitted Taxes	42,722.21	
<b>PUBLIC SAFETY</b>				Total Taxes Levied - ABSTRACT	52,107,626.64	
Fire Protection	1,721,337.00	Prior Years Surplus Appropriated	2,600,000.00	Total Taxes Billed	52,120,586.02	
Police Protection	3,957,306.00	REVENUES	61,194,184.33	TAXES COLLECTED	50,667,610.86	
Civil Defense & Disaster Control	30,981.00	Reserve For Uncollected Taxes	2,378,000.00	Taxes Cancelled, Abated or Adjusted	163,101.88	
Environmental Inspection & Control	233,621.00			Transfer to Tax Title Liens or Foreclosed	5,813.48	
Other Public Safety	9,723.00	<b>CAPITAL OUTLAY</b>	<b>798,704.78</b>	Ending Balance	1,284,060.00	
<b>PUBLIC WORKS</b>				<b>PRIOR YEARS TAXES OUTSTANDING</b>		
Streets and Drainage	1,073,397.48	Public Enterprises		Beginning Balance	1,173,158.61	
Sewers and Sewage Processing	2,110,229.52	Recreation-Culture		Collected	1,143,311.96	
Garbage and Trash Disposal	1,982,475.00	Public Works	240,662.97	Cancelled, Abated or Adjusted	8,928.27	
Public Buildings and Grounds	311,210.00	Buildings and Grounds	558,041.81	Transfers to Tax Title Liens or Foreclosed		
Other Public Works	56,577.00	Library and Education		Ending Balance	20,918.38	
<b>HEALTH and WELFARE</b>		Conservation		<b>TAX TITLE LIENS OUTSTANDING</b>		
Health Services Except Environmental	419,044.00	All Other		Beginning Balance	42,648.79	
Welfare-Public Assistance	38,050.00			Transfer From Taxes	5,813.48	
Hospital, Clinics, First Aid		<b>CAPITAL DEBT AUTHORIZED, ENDING BALANCE</b>		Redeemed		
Animal, Insect, & Rodent Control	35,000.00	ISSUED AND UNISSUED	GROSS DEBT	NET DEBT		
Other Welfare Services	1,000.00	School	1,558,000			
<b>RECREATION and CONSERVATION</b>		Self-Liquidating	422,000			
Beaches and Boardwalks		Other	7,315,993	7,315,993		
Perks, Playgrounds, Shade Trees	914,730.00	Total	9,295,993	7,315,993		
Land Reclamation & Conservation	10,587.00	<b>ISSUED AND OUTSTANDING</b>				
Other Recreational Services	211,500.00	School	1,558,000.00			
<b>EDUCATION (excluding schools)</b>		Self-Liquidating	6,696,000.00			
Libraries	924,580.00	Other	8,254,000.00			
Other Educational Services		Total	8,254,000.00			
<b>STATUTORY EXPENDITURES</b>		<b>EQUALIZED VALUATION BASIS</b>		<b>CURRENT FINANCES ENDING BALANCE</b>		
Pensions & F. I. C. A.	1,323,560.42	FOR NET DEBT COMPUTATION		ASSETS		
Employee Fringe Benefits	1,864,396.00	REAL PROPERTY VALUATIONS		Cash	8,401,826.45	
Other Statutory Expenditures	70,000.00	Code	Class	# of Parcels	% VAL'N	ASSESSED VALUATION
<b>MUNICIPAL FUNCTIONS</b>		1	Vacant Land	182	.33	1,606,900.00
<b>CAPITAL IMPROVEMENTS</b>		2	Residential	7655	71.80	354,101,000.00
<b>DEBT SERVICE</b>		3	Farm			42,434,900.00
Principal Payments	955,000.00	4a	Commercial	460	8.60	77,286,800.00
Interest Payments	417,350.50	4b	Industrial	52	15.67	17,736,600.00
<b>DEFERRED CHARGES</b>		4c	Apartments	68	3.60	493,166,200.00
SCHOOL, COUNTY, SPECIAL DISTRICT TAXES	37,548,281.99	Total		8417		
RESERVE FOR UNCOLLECTED TAXES	2,378,000.00	Land Area	3.40	Sq. Miles		495,441,140
EXPENDITURES	61,332,208.91	Net Valuation Taxable-Municipal				1,769,247,947
		Net Valuation Taxable-County				1,757,939,589
		State Equalized Valuation				28.09
		State Equalization Ratio				

0242

Population 1990 11,997  
 Population 1994 12,171  
 S & P Rating  
 Moody Rating A1

General Tax Rate Per \$100. 2.49  
 State Equalized Tax Rate 2.49

**OAKLAND BOROUGH - BERGEN COUNTY**  
 Form of Government:  
**Borough Council**  
 Number of Members on Governing Body - 6

PER CAPITA:  
 Gross Debt 673.32  
 Net Debt 487.47  
 Debt Service 73.93  
 Total Tax Levy 2,103.22  
 Municipal Expenditures 856.06

PER CENT:  
 Gross Debt 9.79  
 Net Debt 6.57  
 Tax Levy Collected 97.77  
 Tax Levy Cancelled, Abated or Adjusted .59

EXPENDITURES-CURRENT YEAR		REVENUES REALIZED-CURRENT YEAR		PROPERTY TAXES-CURRENT YEAR	
<b>GENERAL GOVERNMENT</b>		<b>REVENUES REALIZED-CURRENT YEAR</b>		<b>STATE EQUALIZED TAX RATE</b>	
Governing Body & Public Boards		Property Taxes Collected	25,043,018.00	Local District School Taxes	1.13 11,539,806.00
Municipal Clerk		Payments in Lieu of Taxes	33,951.00	Regional & Consolidated School Tax	.46 4,727,783.76
Financial Administration	108,180.00	Delinquent Tax & Lien Collections	497,699.00	School Taxes in Municipal Budget	
Assessment of Taxes	63,000.00	Business Personality Replacement Taxes	139,196.00	County Taxes	.28 * 2,910,456.44
Collection of Taxes	82,500.00	Taxes from Public Utilities	728,204.00	County Library Taxes	
Planning, Housing & Development	75,350.00	Other Miscellaneous Tax Revenues		Local Municipal Purpose Taxes	.62 6,365,714.00
Human Resources	110,420.00	State Aid Revenues	691,851.00	Veteran & Senior Citizen Taxes	75,150.00
Elections	5,600.00	Federal Aid Revenues		Total Taxes for Rate Computation	2.49 25,618,910.20
General Administration (other)	1,503,600.00			Special District Taxes	
<b>JUDICIARY</b>		Sale of Acquired Property		Bank Corp. Taxes	
Municipal Courts	180,000.00	Other Miscellaneous Revenues	1,088,813.00	Added and Omitted Taxes	54,556.00
<b>PUBLIC SAFETY</b>				Total Taxes Levied - ABSTRACT	25,598,316.20
Fire Protection	94,492.00	Prior Years Surplus Appropriated	1,100,000.00	Total Taxes Billed	25,614,355.00
Police Protection	2,286,000.00	<b>REVENUES TOTAL</b>	<b>29,322,732.00</b>	<b>TAXES COLLECTED</b>	<b>25,043,018.00</b>
Civil Defense & Disaster Control	6,400.00	Reserve For Uncollected Taxes	1,307,803.00	Taxes Cancelled, Abated or Adjusted	151,940.00
Environmental Inspection & Control	131,500.00	<b>CAPITAL OUTLAY TOTAL</b>	<b>723,866.00</b>	Transfer to Tax Title Liens or Foreclosed	29,529.00
Other Public Safety				Ending Balance	389,868.00
<b>PUBLIC WORKS</b>		Public Enterprises		<b>PRIOR YEARS TAXES OUTSTANDING</b>	
Streets and Drainage	859,709.00	Recreation-Culture		Beginning Balance	542,584.00
Sewers and Sewage Processing		Public Works	14,687.00	Collected	491,104.00
Garbage and Trash Disposal	1,060,778.00	Buildings and Grounds	709,179.00	Cancelled, Abated or Adjusted	11.00
Public Buildings and Grounds	202,400.00	Library and Education		Transfers to Tax Title Liens or Foreclosed	11,180.00
Other Public Works	42,600.00	Conservation		Ending Balance	40,289.00
<b>HEALTH and WELFARE</b>		All Other		<b>TAX TITLE LIENS OUTSTANDING</b>	
Health Services Except Environmental	152,686.00			Beginning Balance	87,703.00
Welfare-Public Assistance	12,000.00	<b>CAPITAL DEBT AUTHORIZED, ENDING BALANCE</b>		Transfer From Taxes	42,351.00
Hospital, Clinics, First Aid		<b>ISSUED AND UNISSUED</b>		Redeemed	6,595.00
Animal, Insect, & Rodent Control		School		Cancelled, Abated or Adjusted	
Other Welfare Services		Self-Liquidating	2,212,000	Transfers to Foreclosed Property	
<b>RECREATION and CONSERVATION</b>		Other	5,983,027	Ending Balance	123,459.00
Beaches and Boardwalks		Total	8,195,027	<b>PROPERTY ACQUIRED BY DEED OR FORECLOSURE</b>	
Perks, Playgrounds, Shade Trees	8,800.00	<b>ISSUED AND OUTSTANDING</b>		Beginning Balance	564,050.00
Land Reclamation & Conservation	66,879.00	School		Transfers From Taxes or Liens	
Other Recreational Services	184,300.00	Self-Liquidating	2,867,600.00	Sale for Cash	
<b>EDUCATION (excluding schools)</b>		Other	5,718,956.00	Cancelled, Abated or Adjusted	
Libraries	455,500.00	Total	8,586,556.00	Ending Balance	564,050.00
Other Educational Services		<b>EQUALIZED VALUATION BASIS FOR NET DEBT COMPUTATION</b>	<b>1,040,753.901</b>	<b>CURRENT FINANCES ENDING BALANCE</b>	
<b>STATUTORY EXPENDITURES</b>		<b>REAL PROPERTY VALUATIONS</b>		<b>ASSETS</b>	
Pensions & F. I. C. A.	506,005.00	Code Class # of Parcels % VAL'N		Cash	2,541,792.00
Employee Fringe Benefits		1 Vacant Land 229 3.99	40,777,300.00	Taxes Receivable	430,157.00
Other Statutory Expenditures		2 Residential 3957 75.15	767,330,500.00	Tax Title Liens	123,459.00
<b>MUNICIPAL FUNCTIONS</b>	<b>TOTAL</b>	3 Farm 14 .28	2,853,900.00	Foreclosed Property	564,050.00
<b>CAPITAL IMPROVEMENTS</b>	<b>* MEMO *</b>	4a Commercial 137 9.52	97,193,600.00	Emergencies & Other Delinquent Charges	
<b>DEBT SERVICE</b>		4b Industrial 53 11.05	112,872,100.00	State and Federal Aid Receivable	122,598.00
Principal Payments	581,291.00	4c Apartments		Other Receivables	509,428.00
Interest Payments	318,484.00	Total 4390	1,021,027,400.00	Total	4,291,484.00
<b>DEFERRED CHARGES</b>		Land Area 9.10 Sq Miles		<b>LIABILITIES, RESERVES, AND SURPLUS</b>	
SCHOOL, COUNTY, SPECIAL DISTRICT TAXES	19,178,046.20	Net Valuation Taxable-Municipal	1,026,497,947	Cash Liabilities	1,582,554.00
RESERVE FOR UNCOLLECTED TAXES	1,307,803.00	Net Valuation Taxable-County	1,014,817,236	Reserves for Receivables	1,627,094.00
<b>EXPENDITURES</b>	<b>TOTAL</b>	State Equalized Valuation	1,025,376,051	Surplus	1,081,836.00
		State Equalization Ratio	100.11	Total	4,291,484.00

Population 1990 **4,430**  
 Population 1994 **4,384**  
 S & P Rating  
 Moody Rating **A**

General Tax Rate Per \$100 **2.81**  
 State Equalized Tax Rate **2.88**

**OAKLYN BOROUGH - CAMDEN COUNTY**  
 Form of Government:  
**Borough Council**  
 Number of Members on Governing Body - 6

PER CAPITA:  
 Gross Debt **612.48** PER CENT:  
 Net Debt **306.83** Gross Debt **1.70**  
 Debt Service **50.20** Net Debt **.85**  
 Total Tax Levy **1,034.92** Tax Levy Collected **96.16**  
 Municipal Expenditures **489.51** Tax Levy Cancelled, Abated or Adjusted **.29**

EXPENDITURES-CURRENT YEAR		REVENUES REALIZED-CURRENT YEAR		PROPERTY TAXES-CURRENT YEAR		
<b>GENERAL GOVERNMENT</b>		<b>REVENUES REALIZED-CURRENT YEAR</b>		<b>STATE EQUALIZED TAX RATE</b> <b>2.81</b>		
Governing Body & Public Boards		Property Taxes Collected	<b>4,367,806.34</b>	Local District School Taxes	<b>1.41</b> <b>2,227,151.00</b>	
Municipal Clerk		Payments in Lieu of Taxes		Regional & Consolidated School Tax		
Financial Administration	<b>27,500.00</b>	Delinquent Tax & Lien Collections	<b>119,950.62</b>	School Taxes in Municipal Budget		
Assessment of Taxes	<b>12,936.53</b>	Business Personality Replacement Taxes	<b>26,706.88</b>	County Taxes	<b>.85</b> * <b>1,337,267.70</b>	
Collection of Taxes	<b>45,466.86</b>	Taxes from Public Utilities	<b>197,268.00</b>	County Library Taxes	<b>.03</b> <b>53,029.06</b>	
Planning, Housing & Development	<b>3,472.70</b>	Other Miscellaneous Tax Revenues		Local Municipal Purpose Taxes	<b>.58</b> <b>912,500.00</b>	
Human Resources	<b>80,866.00</b>	State Aid Revenues	<b>259,876.69</b>	Veteran & Senior Citizen Taxes	<b>65,600.00</b>	
Elections		Federal Aid Revenues		Total Taxes for Rate Computation	<b>2.87</b> <b>4,595,547.76</b>	
General Administration (other)	<b>182,980.15</b>			Special District Taxes		
<b>JUDICIARY</b>		Sale of Acquired Property		Bank Corp. Taxes		
Municipal Courts	<b>64,498.66</b>	Other Miscellaneous Revenues	<b>294,612.88</b>	Added and Omitted Taxes	<b>7,142.82</b>	
<b>PUBLIC SAFETY</b>		Total	<b>5,266,221.41</b>	Total Taxes Levied - ABSTRACT	<b>4,537,090.58</b>	
Fire Protection	<b>46,963.86</b>	Prior Years Surplus Appropriated	<b>381,000.00</b>	Total Taxes Billed	<b>4,542,039.60</b>	
Police Protection	<b>396,123.27</b>	<b>REVENUES TOTAL</b>	<b>5,647,221.41</b>	<b>TAXES COLLECTED</b>	<b>4,367,806.34</b>	
Civil Defense & Disaster Control	<b>1,125.00</b>	Reserve For Uncollected Taxes	<b>189,021.00</b>	Taxes Cancelled, Abated or Adjusted	<b>12,602.88</b>	
Environmental Inspection & Control	<b>22,363.79</b>	<b>CAPITAL OUTLAY TOTAL</b>	<b>107,368.92</b>	Transfer to Tax Title Liens or Foreclosed	<b>2,889.15</b>	
Other Public Safety				Ending Balance	<b>158,741.23</b>	
<b>PUBLIC WORKS</b>		Public Enterprises		<b>PRIOR YEARS TAXES OUTSTANDING</b>		
Streets and Drainage	<b>149,540.11</b>	Recreation-Culture		Beginning Balance	<b>130,375.40</b>	
Sewers and Sewage Processing	<b>37,864.54</b>	Public Works	<b>14,291.28</b>	Collected	<b>119,950.62</b>	
Garbage and Trash Disposal	<b>302,000.00</b>	Buildings and Grounds	<b>93,077.64</b>	Cancelled, Abated or Adjusted	<b>584.54</b>	
Public Buildings and Grounds	<b>66,104.37</b>	Library and Education		Transfers to Tax Title Liens or Foreclosed		
Other Public Works		Conservation		Ending Balance	<b>9,840.24</b>	
<b>HEALTH and WELFARE</b>		All Other		<b>TAX TITLE LIENS OUTSTANDING</b>		
Health Services Except Environmental	<b>42.54</b>			Beginning Balance	<b>13,206.22</b>	
Welfare-Public Assistance	<b>4,064.00</b>	<b>CAPITAL DEBT AUTHORIZED, ENDING BALANCE</b>		Transfer From Taxes	<b>2,889.15</b>	
Hospital, Clinics, First Aid		ISSUED AND UNISSUED	GROSS DEBT	Redeemed		
Animal, Insect, & Rodent Control		School	<b>1,241,000</b>	Cancelled, Abated or Adjusted		
Other Welfare Services		Self-Liquidating		Transfers to Foreclosed Property		
<b>RECREATION and CONSERVATION</b>		Other	<b>1,444,119</b>	Ending Balance	<b>16,095.37</b>	
Beeches and Boardwalks		Total	<b>2,685,119</b>	PROPERTY ACQUIRED BY DEED OR		
Perks, Playgrounds, Shade Trees	<b>5,290.16</b>	ISSUED AND OUTSTANDING		FORECLOSURE		
Land Reclamation & Conservation	<b>2,695.81</b>	School	<b>1,241,000.00</b>	Beginning Balance	<b>227.00</b>	
Other Recreational Services	<b>13,652.94</b>	Self-Liquidating		Transfers From Taxes or Liens		
<b>EDUCATION (excluding schools)</b>		Other	<b>1,443,450.00</b>	Sale for Cash		
Libraries	<b>32,561.59</b>	Total	<b>2,684,450.00</b>	Cancelled, Abated or Adjusted		
Other Educational Services		<b>EQUALIZED VALUATION BASIS</b>		Ending Balance	<b>227.00</b>	
<b>STATUTORY EXPENDITURES</b>		FOR NET DEBT COMPUTATION	<b>158,181,218</b>	<b>CURRENT FINANCES ENDING BALANCE</b>		
Pensions & F. I. C. A.	<b>82,278.83</b>	<b>REAL PROPERTY VALUATIONS</b>		ASSETS		
Employee Fringe Benefits	<b>151,512.12</b>	Code	Class	# of Parcels	% VAL'N	ASSESSED VALUATION
Other Statutory Expenditures		1	Vacant Land	23	.67	<b>1,078,300.00</b>
<b>MUNICIPAL FUNCTIONS</b>	<b>TOTAL</b>	2	Residential	1330	82.03	<b>132,299,800.00</b>
<b>CAPITAL IMPROVEMENTS</b>	<b>*MEMO*</b>	3	Farm			<b>18,605,500.00</b>
<b>DEBT SERVICE</b>		4e	Commercial	77	11.54	<b>809,500.00</b>
Principal Payments	<b>122,500.00</b>	4b	Industrial	2	.50	<b>8,495,000.00</b>
Interest Payments	<b>97,587.00</b>	4c	Apartments	17	5.27	<b>161,288,100.00</b>
		Total		1449		
<b>DEFERRED CHARGES</b>	<b>5,000.00</b>	Land Area	.63	Sq. Miles		
<b>SCHOOL, COUNTY, SPECIAL DISTRICT TAXES</b>	<b>3,617,447.76</b>	Net Valuation Taxable-Municipal				<b>161,671,774</b>
<b>RESERVE FOR UNCOLLECTED TAXES</b>	<b>189,021.00</b>	Net Valuation Taxable-County				<b>158,605,596</b>
<b>EXPENDITURES</b>	<b>TOTAL</b>	State Equalized Valuation				<b>157,845,453</b>
	<b>5,763,459.59</b>	State Equalization Ratio				<b>102.43</b>

\*Includes County Health Service Taxes or County Open Space Tax. See Table 13.

1337

Population 1990 **25,058**  
 Population 1994 **26,386**  
 S & P Rating  
 Moody Rating **A1**

General Tax Rate Per \$100. **2.50**  
 State Equalized Tax Rate **2.35**

**OCEAN TOWNSHIP - MONMOUTH COUNTY**

Form of Government:  
**Council-Manager Plan A (OMCL 50)**  
 Number of Members on Governing Body - 5

PER CAPITA:  
 Gross Debt **584.30** PER CENT:  
 Net Debt **422.09** Gross Debt **.90**  
 Debt Service **68.37** Net Debt **.65**  
 Total Tax Levy **1,644.92** Tax Levy Collected **97.55**  
 Municipal Expenditures **645.07** Tax Levy Cancelled, Abated or Adjusted **.10**

EXPENDITURES-CURRENT YEAR		REVENUES REALIZED-CURRENT YEAR		PROPERTY TAXES-CURRENT YEAR		
<b>GENERAL GOVERNMENT</b>				<b>STATE EQUALIZED TAX RATE</b>		
Governing Body & Public Boards	26,000.00	Property Taxes Collected	62,350,750.68	Local District School Taxes	1.35	
Municipal Clerk	108,046.00	Payments in Lieu of Taxes	31,196.23	Regional & Consolidated School Tax		
Financial Administration	181,562.00	Delinquent Tax & Lien Collections	1,109,713.17	School Taxes in Municipal Budget		
Assessment of Taxes	159,703.00	Business Personality Replacement Taxes	152,845.64	County Taxes	.45 *	
Collection of Taxes	90,627.00	Taxes from Public Utilities	1,940,428.00	County Library Taxes	.02	
Planning, Housing & Development	137,807.00	Other Miscellaneous Tax Revenues		Local Municipal Purpose Taxes	.53	
Human Resources	373,300.00	State Aid Revenues	1,723,014.48	Veteran & Senior Citizen Taxes		
Elections	7,700.00	Federal Aid Revenues		Total Taxes for Rate Computation	2.35	
General Administration (other)	2,290,194.08			Special District Taxes	1,387,615.00	
<b>JUDICIARY</b>				Bank Corp. Taxes		
Municipal Courts	179,174.00	Sale of Acquired Property		Added and Omitted Taxes	636,633.58	
<b>PUBLIC SAFETY</b>		Other Miscellaneous Revenues	2,052,765.06	Total Taxes Levied - ABSTRACT	43,402,968.55	
Fire Protection			49,360,713.26	Total Taxes Billed	43,414,761.89	
Police Protection	3,569,239.54	Prior Years Surplus Appropriated	1,799,930.00	TAXES COLLECTED	42,350,750.68	
Civil Defense & Disaster Control	2,000.00	REVENUES	51,160,643.26	Taxes Cancelled, Abated or Adjusted	44,541.86	
Environmental Inspection & Control	213,296.00	Reserve For Uncollected Taxes	1,805,668.21	Transfer to Tax Title Liens or Foreclosed	102,305.03	
Other Public Safety				Ending Balance	917,164.22	
<b>PUBLIC WORKS</b>		<b>CAPITAL OUTLAY</b>		<b>PRIOR YEARS TAXES OUTSTANDING</b>		
Streets and Drains	1,365,901.04	Public Enterprises		Beginning Balance	1,079,697.63	
Sewers and Sewage Processing	132,748.00	Recreation-Culture		Collected	1,053,409.95	
Garbage and Trash Disposal	1,837,233.00	Public Works	154,476.25	Cancelled, Abated or Adjusted	376.04	
Public Buildings and Grounds	770,273.00	Buildings and Grounds	569,041.49	Transfers to Tax Title Liens or Foreclosed	27.60	
Other Public Works	372,313.00	Library and Education		Ending Balance	25,884.04	
<b>HEALTH and WELFARE</b>		Conservation		<b>TAX TITLE LIENS OUTSTANDING</b>		
Health Services Except Environmental	171,275.00	All Other		Beginning Balance	208,192.22	
Welfare-Public Assistance	127,053.00			Transfer From Taxes	102,332.63	
Hospital, Clinics, First Aid		<b>CAPITAL DEBT AUTHORIZED, ENDING BALANCE</b>		Redeemed	56,303.22	
Animal, Insect, & Rodent Control	11,000.00	ISSUED AND UNISSUED		Cancelled, Abated or Adjusted		
Other Welfare Services		School	3,194,398	Transfers to Foreclosed Property		
<b>RECREATION and CONSERVATION</b>		Self-Liquidating		Ending Balance	254,221.63	
Beeches and Boardwalks		Other	12,222,908	<b>PROPERTY ACQUIRED BY DEED OR FORECLOSURE</b>		
Perks, Playgrounds, Shade Trees	3,500.00	Total	15,417,306	Beginning Balance	539,484.31	
Land Reclamation & Conservation	15,607.00	ISSUED AND OUTSTANDING		Transfers From Taxes or Liens		
Other Recreational Services	327,131.00	School	3,194,398.46	Sale for Cash		
<b>EDUCATION (excluding schools)</b>		Self-Liquidating		Cancelled, Abated or Adjusted		
Libraries	41,600.00	Other	9,447,650.62	Ending Balance	539,484.31	
Other Educational Services		Total	12,642,049.08	<b>CURRENT FINANCES ENDING BALANCE</b>		
<b>STATUTORY EXPENDITURES</b>		<b>EQUALIZED VALUATION BASIS FOR NET DEBT COMPUTATION</b>		<b>ASSETS</b>		
Pensions & F. I. C. A.	824,994.00			Cash	6,952,327.81	
Employee Fringe Benefits		<b>REAL PROPERTY VALUATIONS</b>		Taxes Receivable	943,048.26	
Other Statutory Expenditures		Code	Class	# of Parcels	% VAL'N	Assessed Valuation
<b>MUNICIPAL FUNCTIONS</b>		1	Vacant Land	923	3.62	59,678,100.00
CAPITAL IMPROVEMENTS	145,000.00	2	Residential	7069	75.11	1,238,898,900.00
DEBT SERVICE		3	Fern	9	.13	2,105,900.00
Principal Payments	1,231,105.00	4a	Commercial	351	16.14	266,290,500.00
Interest Payments	572,802.66	4b	Industrial	6	.26	4,236,000.00
<b>DEFERRED CHARGES</b>		4c	Apartments	14	4.74	78,260,100.00
SCHOOL, COUNTY, SPECIAL DISTRICT TAXES	72,000.00	Total	8372			1,664,469,500.00
RESERVE FOR UNCOLLECTED TAXES	33,474,244.76	Land Area	11.20	Sq. Miles		
EXPENDITURES	50,495,097.29	Net Valuation Taxable-Municipal				1,655,320,794
		Net Valuation Taxable-County				1,729,320,927
		State Equalized Valuation				1,761,166,288
		State Equalization Ratio				93.97
						LIABILITIES, RESERVES, AND SURPLUS
						Cash Liabilities
						Reserves for Receivables
						Surplus
						Total

\*Includes County Health Service Taxes or County Open Space Tax. See Table 13.

Population 1990 **5,416**  
 Population 1994 **5,656**  
 S & P Rating  
 Moody Rating

General Tax Rate Per \$100. **2.22**  
 State Equalized Tax Rate **2.50**

**OCEAN TOWNSHIP - OCEAN COUNTY**  
 Form of Government:  
**Township Committee**  
 Number of Members on Governing Body - 3

PER CENT:  
 Gross Debt **1,126.47** Gross Debt **1.70**  
 Net Debt **218.98** Net Debt **.33**  
 Debt Service **12.29** Tax Levy Collected **90.00**  
 Total Tax Levy **1,666.48** Tax Levy Cancelled, Abated or Adjusted **2.65**  
 Municipal Expenditures **748.16**

EXPENDITURES-CURRENT YEAR		REVENUES REALIZED-CURRENT YEAR		PROPERTY TAXES-CURRENT YEAR	
<b>GENERAL GOVERNMENT</b>		<b>REVENUES REALIZED-CURRENT YEAR</b>		<b>STATE EQUALIZED TAX RATE</b>	
Governing Body & Public Boards		Property Taxes Collected	<b>8,372,229.24</b>	Local District School Taxes	<b>1.38</b>
Municipal Clerk		Payments In Lieu of Taxes		Regional & Consolidated School Tax	
Financial Administration	<b>79,800.00</b>	Delinquent Tax & Lien Collections	<b>980,023.26</b>	School Taxes in Municipal Budget	
Assessment of Taxes	<b>64,667.00</b>	Business Personalty Replacement Taxes	<b>12,628.92</b>	County Taxes	<b>.47</b> *
Collection of Taxes	<b>60,900.00</b>	Taxes from Public Utilities	<b>542,986.00</b>	County Library Taxes	<b>.04</b>
Planning, Housing & Development	<b>24,600.00</b>	Other Miscellaneous Tax Revenues		Local Municipal Purpose Taxes	<b>.42</b>
Human Resources	<b>94,578.00</b>	State Aid Revenues	<b>360,495.39</b>	Veteran & Senior Citizen Taxes	
Elections	<b>2,200.00</b>	Federal Aid Revenues	<b>2,000.00</b>	Total Taxes for Rate Computation	<b>2.51</b>
General Administration (other)	<b>244,200.00</b>			Special District Taxes	
<b>JUDICIARY</b>		<b>SALE OF ACQUIRED PROPERTY</b>		Bank Corp. Taxes	
Municipal Courts	<b>96,610.00</b>	Other Miscellaneous Revenues	<b>489,754.47</b>	Added and Omitted Taxes	
<b>PUBLIC SAFETY</b>		<b>Total</b>		Total Taxes Levied - ABSTRACT	
Fire Protection	<b>22,030.00</b>	Prior Years Surplus Appropriated	<b>1,050,000.00</b>	Total Taxes Billed	
Police Protection	<b>818,468.00</b>	<b>REVENUES TOTAL</b>	<b>11,810,117.28</b>	TAXES COLLECTED	
Civil Defense & Disaster Control	<b>5,000.00</b>	Reserve For Uncollected Taxes	<b>1,109,096.69</b>	Taxes Cancelled, Abated or Adjusted	
Environmental Inspection & Control	<b>39,127.00</b>	<b>CAPITAL OUTLAY TOTAL</b>		Transfer to Tax Title Liens or Foreclosed	
Other Public Safety		<b>147,254.50</b>		Ending Balance	
<b>PUBLIC WORKS</b>		<b>Public Enterprises</b>		PRIOR YEARS TAXES OUTSTANDING	
Streets and Drainage	<b>319,113.87</b>	Recreation-Culture		Beginning Balance	
Sewers and Sewage Processing		Public Works		Collected	
Garbage and Trash Disposal	<b>361,000.00</b>	Buildings and Grounds		Cancelled, Abated or Adjusted	
Public Buildings and Grounds	<b>65,315.00</b>	Library and Education		Transfers to Tax Title Liens or Foreclosed	
Other Public Works	<b>27,000.00</b>	Conservation		Ending Balance	
<b>HEALTH and WELFARE</b>		All Other		TAX TITLE LIENS OUTSTANDING	
Health Services Except Environmental	<b>10,600.00</b>	<b>CAPITAL DEBT AUTHORIZED, ENDING BALANCE</b>		Beginning Balance	
Welfare-Public Assistance	<b>16,600.00</b>	<b>ISSUED AND UNISSUED</b>		Transfer From Taxes	
Hospital, Clinics, First Aid		GROSS DEBT		Redeemed	
Animal, Insect, & Rodent Control	<b>7,100.00</b>	NET DEBT		Cancelled, Abated or Adjusted	
Other Welfare Services		SCHOOL		Transfers to Foreclosed Property	
<b>RECREATION and CONSERVATION</b>		Self-Liquidating		Ending Balance	
Beeches and Boerdelwels	<b>13,900.00</b>	Other		PROPERTY ACQUIRED BY DEED OR	
Perks, Playgrounds, Shade Trees	<b>2,200.00</b>	Total		FORECLOSURE	
Land Reclamation & Conservation	<b>76,114.48</b>	<b>ISSUED AND OUTSTANDING</b>		Beginning Balance	
Other Recreational Services	<b>17,700.00</b>	SCHOOL		Transfers From Taxes or Liens	
<b>EDUCATION (excluding schools)</b>		Self-Liquidating		Sale for Cash	
Libraries		Other		Cancelled, Abated or Adjusted	
Other Educational Services		Total		Ending Balance	
<b>STATUTORY EXPENDITURES</b>		<b>EQUALIZED VALUATION BASIS</b>		CURRENT FINANCES ENDING BALANCE	
Pensions & F. I. C. A.	<b>193,299.00</b>	<b>FOR NET DEBT COMPUTATION</b>		ASSETS	
Employee Fringe Benefits	<b>341,930.00</b>	<b>REAL PROPERTY VALUATIONS</b>		Cash	
Other Statutory Expenditures	<b>7,000.00</b>	Code Class # of Parcels % VAL'N		Taxes Receivable	
<b>MUNICIPAL FUNCTIONS</b>		Code Class # of Parcels % VAL'N		Tax Title Liens	
CAPITAL IMPROVEMENTS	<b>45,000.00</b>	1 Vacant Land 1232 10.03		Foreclosed Property	
DEBT SERVICE		2 Residential 2859 83.42		Emergencies & Other Deferred Charges	
Principal Payments	<b>37,848.52</b>	3 Farm 2		State and Federal Aid Receivable	
Interest Payments	<b>31,684.44</b>	4e Commercial 74 6.34		Other Receivables	
<b>DEFERRED CHARGES</b>		4b Industrial 2 .20		Total	
SCHOOL, COUNTY, SPECIAL DISTRICT TAXES	<b>7,677,960.65</b>	4c Apartments		LIABILITIES, RESERVES, AND SURPLUS	
RESERVE FOR UNCOLLECTED TAXES	<b>1,109,096.69</b>	Total		Cash Liabilities	
EXPENDITURES TOTAL	<b>11,909,542.65</b>	Land Area 20.62 Sq Miles		Reserves for Receivables	
		Net Valuation Taxable-Municipal		Surplus	
		Net Valuation Taxable-County		Total	
		State Equalized Valuation			
		State Equalization Ratio			

\*Includes County Health Service Taxes or County Open Space Tax. See Table 13.

0508

Population 1990 15,512  
 Population 1994 15,643  
 S & P Rating AAA  
 Moody Rating AAA

General Tax Rate Per \$100. 1.48  
 State Equalized Tax Rate 1.51

OCEAN CITY CITY - CAPE MAY COUNTY  
 Form of Government:  
 Mayor-Council Plan D (OMCL 50)  
 Number of Members on Governing Body - 7

PER CAPITA: PER CENT:  
 Gross Debt 2,417.48 Gross Debt 1.20  
 Net Debt 2,380.98 Net Debt 1.18  
 Debt Service 328.06 Tax Levy Collected 96.86  
 Total Tax Levy 3,056.68 Tax Levy Cancelled, Abated or Adjusted  
 Municipal Expenditures 2,090.15 34

EXPENDITURES-CURRENT YEAR		REVENUES REALIZED-CURRENT YEAR		PROPERTY TAXES-CURRENT YEAR	
<b>GENERAL GOVERNMENT</b>		<b>REVENUES REALIZED-CURRENT YEAR</b>		<b>PROPERTY TAXES-CURRENT YEAR</b>	
Governing Body & Public Boards	79,300.00	Property Taxes Collected	46,464,645.79	STATE EQUALIZED TAX RATE	1.51
Municipal Clerk	199,500.00	Payments In Lieu of Taxes		Local District School Taxes	13,815,658.00
Financial Administration	550,500.00	Delinquent Tax & Lien Collections	1,475,652.12	Regional & Consolidated School Tax	
Assessment of Taxes		Business Personalty Replacement Taxes	223,828.16	School Taxes in Municipal Budget	
Collection of Taxes	176,500.00	Taxes from Public Utilities	2,317,868.00	County Taxes	13,374,129.66 *
Planning, Housing & Development	157,000.00	Other Miscellaneous Tax Revenues		County Library Taxes	
Human Resources	276,824.00	State Aid Revenues	588,197.23	Local Municipal Purpose Taxes	20,442,557.46
Elections		Federal Aid Revenues		Veteran & Senior Citizen Taxes	115,600.00
General Administration (other)	6,500,250.00			Total Taxes for Rate Computation	47,747,945.12
<b>JUDICIARY</b>		Sale of Acquired Property		Special District Taxes	
Municipal Courts	308,000.00	Other Miscellaneous Revenues	6,555,138.89	Bank Corp. Taxes	
<b>PUBLIC SAFETY</b>		Total	57,625,330.19	Added and Omitted Taxes	183,275.30
Fire Protection	2,791,000.00	Prior Years Surplus Appropriated	1,650,000.00	Total Taxes Levied - ABSTRACT	47,815,620.42
Police Protection	4,560,052.00	REVENUES TOTAL	59,275,330.19	Total Taxes Billed	47,968,763.33
Civil Defense & Disaster Control		Reserve For Uncollected Taxes	2,040,000.00	TAXES COLLECTED	46,464,645.79
Environmental Inspection & Control	352,000.00			Taxes Cancelled, Abated or Adjusted	164,187.61
Other Public Safety		CAPITAL OUTLAY TOTAL	3,635,521.08	Transfer to Tax Title Liens or Foreclosed	9,028.88
<b>PUBLIC WORKS</b>				Ending Balance	1,330,901.05
Streets and Drainage	1,396,426.23	Public Enterprises		<b>PRIOR YEARS TAXES OUTSTANDING</b>	
Sewers and Sewage Processing		Recreation-Culture	2,856.00	Beginning Balance	1,812,213.83
Garbage and Trash Disposal		Public Works	9,500.00	Collected	1,464,816.98
Public Buildings and Grounds	701,350.00	Buildings and Grounds	3,623,165.08	Cancelled, Abated or Adjusted	7,355.94
Other Public Works	3,813,400.00	Library and Education		Transfers to Tax Title Liens or Foreclosed	7,625.85
<b>HEALTH and WELFARE</b>		Conservation		Ending Balance	332,415.06
Health Services Except Environmental		All Other		<b>TAX TITLE LIENS OUTSTANDING</b>	
Wellfare-Public Assistance	39,800.00			Beginning Balance	51,864.99
Hospital, Clinics, First Aid		CAPITAL DEBT AUTHORIZED, ENDING BALANCE		Transfer From Taxes	16,708.43
Animal, Insect, & Rodent Control		ISSUED AND UNISSUED		Redeemed	10,835.14
Other Welfare Services		School	522,000	Cancelled, Abated or Adjusted	
<b>RECREATION and CONSERVATION</b>		Self-Liquidating	7,000	Transfers to Foreclosed Property	
Beaches and Boardwalks	837,500.00	Other	37,287,642	Ending Balance	57,738.28
Parks, Playgrounds, Shade Trees		Total	37,816,642	<b>PROPERTY ACQUIRED BY DEED OR FORECLOSURE</b>	
Land Reclamation & Conservation	4,500.00	ISSUED AND OUTSTANDING		Beginning Balance	521,576.00
Other Recreational Services	560,500.00	School	522,000.00	Transfers From Taxes or Liens	
<b>EDUCATION (excluding schools)</b>		Self-Liquidating	7,000.00	Sale for Cash	
Libraries	948,072.00	Other	33,411,358.96	Cancelled, Abated or Adjusted	
Other Educational Services	6,273.00	Total	33,940,358.96	Ending Balance	521,576.00
<b>STATUTORY EXPENDITURES</b>		EQUALIZED VALUATION BASIS FOR NET DEBT COMPUTATION	3,161,539,179	<b>CURRENT FINANCES ENDING BALANCE</b>	
Pensions & F. I. C. A.	1,224,500.00	REAL PROPERTY VALUATIONS		ASSETS	
Employee Fringe Benefits		Code Class # of Percels % VAL'N ASSESSED VALUATION		Cash	4,363,425.70
Other Statutory Expenditures	37,810.00	1 Vacant Land 1474 2.34 75,244,100.00		Taxes Receivable	1,663,316.11
<b>MUNICIPAL FUNCTIONS</b>		2 Residential 14188 88.76 2,856,785,700.00		Tax Title Liens	57,738.28
CAPITAL IMPROVEMENTS	194,000.00	3 Farm		Foreclosed Property	521,576.00
<b>DEBT SERVICE</b>		4a Commercial 511 8.13 261,649,200.00		Emergencies & Other Deferred Charges	
Principal Payments	3,456,895.53	4b Industrial 3 .02 514,300.00		State and Federal Aid Receivable	216,191.57
Interest Payments	1,674,883.51	4c Apartments 52 .76 24,417,100.00		Other Receivables	40,871.65
<b>DEFERRED CHARGES</b>		Total 16228 3,218,610,400.00		Total	6,863,119.31
SCHOOL, COUNTY, SPECIAL DISTRICT TAXES	3,315.01	Lend Area 5.83 Sq. Miles		<b>LIABILITIES, RESERVES, AND SURPLUS</b>	
RESERVE FOR UNCOLLECTED TAXES	2,040,000.00	Net Valuation Taxable-Municipal	3,228,749,191	Cash Liabilities	2,412,238.43
EXPENDITURES TOTAL	59,885,938.94	Net Valuation Taxable-County	3,134,062,158	Reserves for Receivables	2,283,502.04
		State Equalized Valuation	3,154,848,513	Surplus	2,167,378.84
		State Equalization Ratio	102.35	Total	6,863,119.31

\*Includes County Health Service Taxes or County Open Space Tax. See Table 13.

Population 1990 **2,078**  
 Population 1994 **2,144**  
 S & P Rating  
 Moody Rating

General Tax Rate Par \$100. **2.42**  
 State Equalized Tax Rate **2.37**

**OCEAN GATE BOROUGH - OCEAN COUNTY**

Form of Government:  
**Borough Council**

Number of Members on Governing Body - 6

PER CAPITA  
 Gross Debt **2,044.75**  
 Net Debt **657.37**  
 Debt Service **1,086.75**  
 Municipal Expenditures **681.31**

PER CENT:  
 Gross Debt **4.37**  
 Net Debt **1.40**  
 Tax Levy Collected **92.33**  
 Tax Levy Cancelled, Abated or Adjusted **.16**

EXPENDITURES-CURRENT YEAR		REVENUES REALIZED-CURRENT YEAR		PROPERTY TAXES-CURRENT YEAR			
<b>GENERAL GOVERNMENT</b>		<b>Property Taxes Collected</b>		<b>STATE EQUALIZED TAX RATE</b>			
Governing Body & Public Boards			<b>2,151,234.08</b>	Local District School Taxes	<b>.87</b> <b>852,976.00</b>		
Municipal Clerk				Regional & Consolidated School Tax	<b>.41</b> <b>405,197.87</b>		
Financial Administration	<b>24,712.00</b>	Payments in Lieu of Taxes		School Taxes in Municipal Budget			
Assessment of Taxes	<b>8,848.00</b>	Delinquent Tax & Lien Collections	<b>189,816.80</b>	County Taxes	<b>.48</b> * <b>474,171.70</b>		
Collection of Taxes	<b>25,303.00</b>	Business Personalty Replacement Taxes	<b>3,042.17</b>	County Library Taxes	<b>.04</b> <b>40,821.80</b>		
Planning, Housing & Development	<b>6,421.00</b>	Taxes from Public Utilities	<b>107,311.00</b>	Local Municipal Purpose Taxes	<b>.56</b> <b>552,796.85</b>		
Human Resources	<b>42,706.00</b>	Other Miscellaneous Tax Revenues		Veteran & Senior Citizen Taxes	<b>29,700.00</b>		
Elections		State Aid Revenues	<b>276,889.48</b>	Total Taxes for Rate Computation	<b>2.36</b> <b>2,355,664.22</b>		
General Administration (other)	<b>195,165.00</b>	Federal Aid Revenues		Special District Taxes			
<b>JUDICIARY</b>				Bank Corp. Taxes			
Municipal Courts	<b>38,202.29</b>	Sale of Acquired Property	<b>132,085.12</b>	Added and Omitted Taxes	<b>4,028.38</b>		
<b>PUBLIC SAFETY</b>		Other Miscellaneous Revenues	<b>2,860,378.65</b>	Total Taxes Levied - ABSTRACT	<b>2,329,992.60</b>		
Fire Protection	<b>27,276.50</b>	Total	<b>2,860,378.65</b>	Total Taxes Billed	<b>2,329,992.60</b>		
Police Protection	<b>213,436.14</b>	Prior Years Surplus Appropriated	<b>247,174.93</b>	<b>TAXES COLLECTED</b>	<b>2,151,234.08</b>		
Civil Defense & Disaster Control	<b>1,000.00</b>	<b>REVENUES TOTAL</b>	<b>3,107,553.58</b>	Taxes Cancelled, Abated or Adjusted	<b>3,679.79</b>		
Environmental Inspection & Control	<b>6,694.00</b>	Reserve For Uncollected Taxes	<b>235,239.09</b>	Transfer to Tax Title Liens or Foreclosed	<b>39,576.01</b>		
Other Public Safety		<b>CAPITAL OUTLAY TOTAL</b>	<b>15,295.18</b>	Ending Balance	<b>135,502.72</b>		
<b>PUBLIC WORKS</b>				<b>PRIOR YEARS TAXES OUTSTANDING</b>			
Streets and Drainage	<b>164,705.11</b>	Public Enterprises		Beginning Balance	<b>163,279.19</b>		
Sewers and Sewage Processing		Recreation-Culture	<b>15,035.18</b>	Collected	<b>161,270.83</b>		
Garbage and Trash Disposal	<b>189,091.00</b>	Public Works		Cancelled, Abated or Adjusted			
Public Buildings and Grounds	<b>48,876.00</b>	Buildings and Grounds	<b>260.00</b>	Transfers to Tax Title Liens or Foreclosed	<b>2,002.35</b>		
Other Public Works	<b>10,000.00</b>	Library and Education		Ending Balance	<b>6.01</b>		
<b>HEALTH and WELFARE</b>		Conservation		<b>TAX TITLE LIENS OUTSTANDING</b>			
Health Services Except Environmental	<b>2,800.00</b>	All Other		Beginning Balance	<b>138,715.29</b>		
Welfare-Public Assistance	<b>5,250.00</b>	<b>CAPITAL DEBT AUTHORIZED, ENDING BALANCE</b>		Transfer From Taxes	<b>41,578.36</b>		
Hospital, Clinics, First Aid		ISSUED AND UNISSUED	GROSS DEBT	Redeemed	<b>28,545.97</b>		
Animal, Insect, & Rodent Control	<b>2,400.00</b>	School	<b>2,392,000</b>	Cancelled, Abated or Adjusted			
Other Welfare Services		Self-Liquidating	<b>1,891,951</b>	Transfers to Foreclosed Property			
<b>RECREATION and CONSERVATION</b>		Other	<b>100,000</b>	Ending Balance	<b>151,747.68</b>		
Beaches and Boardwalks	<b>65,651.00</b>	Total	<b>4,383,951</b>	<b>PROPERTY ACQUIRED BY DEED OR FORECLOSURE</b>			
Parks, Playgrounds, Shaded Trails		<b>ISSUED AND OUTSTANDING</b>		Beginning Balance	<b>9,150.00</b>		
Land Reclamation & Conservation	<b>6,469.97</b>	School	<b>2,392,000.00</b>	Transfers From Taxes or Liens			
Other Recreational Services	<b>6,005.23</b>	Self-Liquidating	<b>1,718,805.00</b>	Sale for Cash			
<b>EDUCATION (excluding schools)</b>		Other	<b>50,000.00</b>	Cancelled, Abated or Adjusted			
Libraries		Total	<b>4,160,805.00</b>	Ending Balance	<b>9,150.00</b>		
Other Educational Services		<b>EQUALIZED VALUATION BASIS FOR NET DEBT COMPUTATION</b>		<b>CURRENT FINANCES ENDING BALANCE</b>			
<b>STATUTORY EXPENDITURES</b>		<b>REAL PROPERTY VALUATIONS</b>		<b>ASSETS</b>			
Pensions & F. I. C. A.	<b>52,000.00</b>	Code	Class	# of Parcels	% VAL'N	Cash	<b>620,778.22</b>
Employee Fringe Benefits	<b>70,000.00</b>	1	Vacant Land	67	2.00	Taxes Receivable	<b>135,508.73</b>
Other Statutory Expenditures	<b>6,000.00</b>	2	Residential	1008	94.70	Tax Title Liens	<b>151,747.68</b>
<b>MUNICIPAL FUNCTIONS</b>		3	Farm			Foreclosed Property	<b>9,150.00</b>
<b>CAPITAL IMPROVEMENTS</b>		4a	Commercial	21	3.31	Emergencias & Other Deferred Charges	<b>24,000.00</b>
<b>DEBT SERVICE</b>		4b	Industrial			State and Federal Aid Receivable	
Principal Payments		4c	Apartments			Other Receivables	<b>174,207.72</b>
Interest Payments		Total		1096		Total	<b>1,115,392.35</b>
<b>DEFERRED CHARGES</b>		Land Area		50	Sq. Miles	<b>LIABILITIES, RESERVES, AND SURPLUS</b>	
SCHOOL, COUNTY, SPECIAL DISTRICT TAXES	<b>1,773,167.37</b>	Nat Valuation Taxable-Municipal				Cash Liabilities	<b>571,034.55</b>
RESERVE FOR UNCOLLECTED TAXES	<b>235,239.09</b>	Nat Valuation Taxable-County				Reserves for Receivables	<b>470,614.13</b>
<b>EXPENDITURES</b>		State Equalized Valuation				Surplus	<b>85,096.70</b>
<b>TOTAL</b>		State Equalization Ratio				Total	<b>1,126,745.38</b>

1338

Population 1990 6,146  
 Population 1994 6,102  
 S & P Rating  
 Moody Rating

General Tax Rate Per \$100. 2.09  
 State Equalized Tax Rate 2.12

OCEANPORT BOROUGH - MONMOUTH CO.  
 Form of Government:  
**Borough Council**  
 Number of Members on Governing Body - 6

PER CAPITA: Gross Debt 206.53 PER CENT: Gross Debt .28  
 Net Debt 206.53 Net Debt .29  
 Debt Service 26.46 Tax Levy Collected 96.85  
 Total Tax Levy 1,582.31 Tax Levy Cancelled, Abated  
 Municipal Expenditures 571.19 or Adjusted

EXPENDITURES-CURRENT YEAR		REVENUES REALIZED-CURRENT YEAR			PROPERTY TAXES-CURRENT YEAR	
<b>GENERAL GOVERNMENT</b>		Property Taxes Collected 9,352,690.39			STATE EQUALIZED TAX RATE .80 3,597,526.00	
Governing Body & Public Boards		Payments in Lieu of Taxes	39,778.00	Local District School Taxes	.80	
Municipal Clerk		Delinquent Tax & Lien Collections	282,343.84	Regional & Consolidated School Tax	.45	2,038,433.87
Financial Administration	62,950.00	Business Personality Replacement Taxes	80,207.72	School Taxes in Municipal Budget		
Assessment of Taxes		Taxes from Public Utilities	402,183.00	County Taxes	.47	* 2,117,560.72
Collection of Taxes	53,613.51	Other Miscellaneous Tax Revenues		County Library Taxes	.02	88,598.04
Planning, Housing & Development	15,022.00	State Aid Revenues	265,563.54	Local Municipal Purpose Taxes	.38	1,713,750.00
Human Resources	86,055.00	Federal Aid Revenues		Veteran & Senior Citizen Taxes		32,800.00
Elections				Total Taxes for Rate Computation	2.12	9,588,668.63
General Administration (other)	505,491.00			Special District Taxes		
<b>JUDICIARY</b>		Sale of Acquired Property		Bank Corp. Taxes		
Municipal Courts	31,375.00	Other Miscellaneous Revenues	344,833.91	Added and Omitted Taxes		99,364.57
<b>PUBLIC SAFETY</b>		Total	10,767,600.40	Total Taxes Levied - ABSTRACT		9,655,233.20
Fire Protection	86,461.05	Prior Years Surplus Appropriated	504,000.00	Total Taxes Billed		9,656,806.43
Police Protection	1,005,621.26	REVENUES	11,271,600.40	TAXES COLLECTED		9,352,690.39
Civil Defense & Disaster Control		Reserve For Uncollected Taxes	399,542.17	Taxes Cancelled, Abated or Adjusted		
Environmental Inspection & Control	42,580.00	TOTAL	117,131.61	Transfer to Tax Title Liens or Foreclosed		
Other Public Safety		<b>CAPITAL OUTLAY</b>		Ending Balance		304,116.06
<b>PUBLIC WORKS</b>		Public Enterprises		<b>PRIOR YEARS TAXES OUTSTANDING</b>		
Streets and Drainage	277,915.64	Recreation-Culture	3,500.00	Beginning Balance		344,557.44
Sewers and Sewage Processing	9,200.00	Public Works	1,019.00	Collected		282,343.84
Garbage and Trash Disposal	356,526.12	Buildings and Grounds	112,612.61	Cancelled, Abated or Adjusted		
Public Buildings and Grounds	135,000.00	Library and Education		Transfers to Tax Title Liens or Foreclosed		
Other Public Works		Conservation		Ending Balance		62,213.60
<b>HEALTH and WELFARE</b>		All Other		<b>TAX TITLE LIENS OUTSTANDING</b>		
Health Services Except Environmental	3,630.00	<b>CAPITAL DEBT AUTHORIZED, ENDING BALANCE</b>			Beginning Balance	5,146.58
Welfare-Public Assistance	41,226.00	ISSUED AND UNISSUED	GROSS DEBT	NET DEBT	Transfer From Taxes	
Hospital, Clinics, First Aid	200.00	School			Redeemed	
Animal, Insect, & Rodent Control		Sell-Liquidating			Cancelled, Abated or Adjusted	
Other Welfare Services		Other	1,260,227	1,260,227	Transfers to Foreclosed Property	
<b>RECREATION and CONSERVATION</b>		Total	1,260,227	1,260,227	Ending Balance	5,146.58
Beeches and Boardwalks		<b>ISSUED AND OUTSTANDING</b>			<b>PROPERTY ACQUIRED BY DEED OR FORECLOSURE</b>	
Parks, Playgrounds, Shade Trees	3,500.00	School			Beginning Balance	175,750.00
Land Reclamation & Conservation	6,888.45	Self-Liquidating			Transfers From Taxes or Liens	
Other Recreational Services	28,335.00	Other		1,260,225.00	Sale for Cash	
<b>EDUCATION (excluding schools)</b>		Total		1,260,225.00	Cancelled, Abated or Adjusted	
Libraries	3,700.00	<b>EQUALIZED VALUATION BASIS</b>			Ending Balance	175,750.00
Other Educational Services	9,850.00	FOR NET DEBT COMPUTATION	446,854,632		<b>CURRENT FINANCES ENDING BALANCE</b>	
<b>STATUTORY EXPENDITURES</b>		<b>REAL PROPERTY VALUATIONS</b>		<b>ASSETS</b>		
Pensions & F. I. C. A.	159,450.00	Code	Class	# of Parcels	% VAL'N	ASSESSED VALUATION
Employee Fringe Benefits		1	Vacant Land	206	3.32	15,116,700.00
Other Statutory Expenditures		2	Residential	1825	79.05	359,429,400.00
<b>MUNICIPAL FUNCTIONS</b>		3	Farm	1	.02	103,200.00
TOTAL	2,922,590.03	4a	Commercial	51	15.20	69,116,600.00
<b>CAPITAL IMPROVEMENTS</b>		4b	Industrial	1	2.34	10,619,000.00
*MEMO*	10,000.00	4c	Apartments	1	.07	302,000.00
<b>DEBT SERVICE</b>		Total	2085			454,686,900.00
Principal Payments	77,800.00	Land Area	3.10	Sq Miles		
Interest Payments	71,464.38	Net Valuation Taxable-Municipal			455,984,827	
<b>DEFERRED CHARGES</b>		Net Valuation Taxable-County			450,518,827	
	13,980.00	State Equalized Valuation			450,504,507	
<b>SCHOOL, COUNTY, SPECIAL DISTRICT TAXES</b>		State Equalization Ratio			101.22	
	7,842,118.63					
<b>RESERVE FOR UNCOLLECTED TAXES</b>						
	399,542.17					
<b>EXPENDITURES</b>						
TOTAL	11,327,495.21					

1916

Population 1990 2,722  
 Population 1994 2,829  
 S & P Rating  
 Moody Rating AAA

General Tax Rate Par \$100. 3.01  
 State Equalized Tax Rate 3.12

OGDENSBURG BORO. - SUSSEX CO.

Form of Government:

Borough Council

Number of Members on Governing Body - 6

PER CAPITA:

Gross Debt 1,796.26  
 Net Debt 313.96  
 Debt Service 46.00  
 Total Tax Levy 1,262.99  
 Municipal Expenditures 730.15

PER CENT:

Gross Debt 4.42  
 Net Debt .77  
 Tax Levy Collected 92.98  
 Tax Levy Cancelled, Abated or Adjusted

EXPENDITURES-CURRENT YEAR		REVENUES REALIZED-CURRENT YEAR		PROPERTY TAXES-CURRENT YEAR	
<b>GENERAL GOVERNMENT</b>		<b>REVENUES REALIZED-CURRENT YEAR</b>		<b>PROPERTY TAXES-CURRENT YEAR</b>	
Governing Body & Public Boards		Property Taxes Collected	3,326,744.75	STATE EQUALIZED TAX RATE	
Municipal Clerk		Payments in Lieu of Taxes		Local District School Taxes	1.16
Financial Administration	36,373.00	Delinquent Tax & Lien Collections	213,470.87	Regional & Consolidated School Tax	.64
Assessment of Taxes	14,599.00	Business Personalty Replacement Taxes	68,393.96	School Taxes in Municipal Budget	
Collection of Taxes	27,437.00	Taxes from Public Utilities	59,323.00	County Taxes	.41 *
Planning, Housing & Development	30,529.00	Other Miscellaneous Tax Revenues		County Library Taxes	.04
Human Resources	7,889.00	State Aid Revenues	473,076.95	Local Municipal Purpasa Taxes	.88
Elections	400.00	Federal Aid Revenues		Veteran & Senior Citizen Taxes	
General Administration (other)	207,401.00			Total Taxes for Rate Computation	3.13
<b>JUDICIARY</b>		Sale of Acquired Property		Special District Taxes	
Municipal Courts	27,239.00	Other Miscellaneous Revenues	145,635.84	Bank Corp. Taxes	
<b>PUBLIC SAFETY</b>		Total	4,286,645.37	Added and Omitted Taxes	1,719.71
Fire Protection	39,824.00	Prior Years Surplus Appropriated	182,000.00	Total Taxes Levied - ABSTRACT	3,573,002.22
Police Protection	379,138.00	REVENUES TOTAL	4,468,645.37	Total Taxes Billad	3,577,946.72
Civil Defense & Disaster Control		Reserve For Uncollected Taxes	291,157.00	TAXES COLLECTED	3,326,744.75
Environmental Inspection & Control	12,665.00	CAPITAL OUTLAY TOTAL	209,048.17	Taxes Cancelled, Abated or Adjusted	
Other Public Safety		Public Entarprisas		Transfer to Tax Title Liens or Forclosed	40,818.98
<b>PUBLIC WORKS</b>		Recreation-Culture		Ending Balance	210,382.99
Straets and Drainage	339,627.00	Public Works	209,048.17	<b>PRIOR YEARS TAXES OUTSTANDING</b>	
Sawers and Sawage Processing	2,314.00	Buildings and Grounds		Beginning Balance	212,800.22
Garbage end Trash Disposal	195,000.00	Library and Education		Collected	212,787.79
Public Buildings end Grounds	75,438.00	Consarvation		Cancelled, Abated or Adjusted	
Other Public Works		All Other		Transfers to Tax Title Liens or Forclosed	
<b>HEALTH end WELFARE</b>		CAPITAL DEBT AUTHORIZED, ENDING BALANCE			
Health Sarvicas Excapt Environmental	37,050.00	ISSUED AND UNISSUED	GROSS DEBT	NET DEBT	
Welfare-Public Assistenca	1.00	School	1,668,066		
Hospital, Clinics, First Aid		Self-Liquidating	2,479,229		
Animal, Insect, & Rodent Control	10,934.00	Other	934,330	888,186	
Other Welfare Services		Total	5,081,627	888,186	
<b>RECREATION and CONSERVATION</b>		ISSUED AND OUTSTANDING			
Beaches end Boardwalks		School	1,668,066.37		
Perks, Playgrounds, Shade Traas	17,400.00	Self-Liquidating	2,333,709.63		
Land Reclamation & Conservation	807.00	Other	839,100.00		
Other Recraational Sarvicas	350.00	Total	4,840,876.00		
<b>EDUCATION (excluding schools)</b>		EQUALIZED VALUATION BASIS			
Libraries		FOR NET DEBT COMPUTATION	114,983,346		
Other Educational Services		REAL PROPERTY VALUATIONS		ASSESSED VALUATION	
<b>STATUTORY EXPENDITURES</b>		Code	Class	# of Parcels	% VAL'N
Pansions & F. I. C. A.	48,220.00	1	Vacant Land	77	4.10
Employee Fringe Benefits	110,500.00	2	Residantiel	787	84.08
Other Statutory Expenditures	1.00	3	Ferm	7	.79
<b>MUNICIPAL FUNCTIONS</b>		4a	Commercial	32	7.07
TOTAL	1,620,136.00	4b	Industrial	4	2.71
<b>CAPITAL IMPROVEMENTS</b>		4c	Apartments	5	1.24
DEBT SERVICE		Total	912		
Principal Payments	86,850.00	Land Area	2.20	Sq. Miles	
Interest Payments	43,285.45	Net Valuation Taxable-Municipal			118,418,111
<b>DEFERRED CHARGES</b>		Net Valuation Taxable-County			115,591,407
SCHOOL, COUNTY, SPECIAL DISTRICT TAXES	2,569,639.51	State Equalized Valuation			114,124,519
RESERVE FOR UNCOLLECTED TAXES	291,157.00	State Equalization Ratio			103.77
EXPENDITURES	TOTAL				
	4,635,242.39				
				<b>CURRENT FINANCES ENDING BALANCE</b>	
				ASSETS	
				Cash	506,306.14
				Taxes Receivable	210,395.42
				Tax Title Liens	150,681.67
				Forclosed Property	70,700.00
				Emergancies & Other Dalerred Charges	18,000.00
				State end Federal Aid Receivable	
				Other Receivables	79,230.13
				Total	1,035,313.36
				<b>LIABILITIES, RESERVES, AND SURPLUS</b>	
				Cash Liabilities	184,877.33
				Reserves for Receivables	511,007.22
				Surplus	339,428.81
				Total	1,035,313.36

1209

Population 1990 56,475  
 Population 1994 58,573  
 S & P Rating  
 Moody Rating AAA

General Tax Rate Per \$100 2.91  
 State Equalized Tax Rate 2.90

OLD BRIDGE TOWNSHIP - MIDDLESEX CO.  
 Form of Government  
 Mayor-Council Plan F (OMCL 50)  
 Number of Members on Governing Body - 9

PER CAPITA: Gross Debt 735.40  
 Net Debt 700.44  
 Debt Service 76.05  
 Total Tax Levy 1,410.54  
 Municipal Expenditures 632.36  
 PER CENT: Gross Debt 1.60  
 Net Debt 1.53  
 Tax Levy Collected 94.92  
 Tax Levy Cancelled, Abated or Adjusted .48

EXPENDITURES-CURRENT YEAR		REVENUES REALIZED-CURRENT YEAR		PROPERTY TAXES-CURRENT YEAR	
<b>GENERAL GOVERNMENT</b>		<b>REVENUES REALIZED-CURRENT YEAR</b>		<b>STATE EQUALIZED TAX RATE</b>	
Governing Body & Public Boards	142,229.00	Property Taxes Collected	77,245,525.38	Local District School Taxes	1.74 47,633,914.00
Municipal Clerk	335,363.10	Payments in Lieu of Taxes	169,114.00	Regional & Consolidated School Tax	
Financial Administration	575,035.72	Delinquent Tax & Lien Collections	3,271,408.00	School Taxes in Municipal Budget	
Assessment of Taxes	392,043.89	Business Personality Replacement Taxes	296,258.00	County Taxes	.42 * 11,538,253.46
Collection of Taxes	243,595.48	Taxes from Public Utilities	3,544,160.00	County Library Taxes	
Planning, Housing & Development	300,712.56	Other Miscellaneous Tax Revenues		Local Municipal Purpose Taxes	.73 20,140,823.88
Human Resources	850,794.70	State Aid Revenues	4,666,023.00	Veteran & Senior Citizen Taxes	370,750.00
Elections	34,000.00	Federal Aid Revenues		Total Taxes for Rate Computation	2.89 79,683,741.34
General Administration (other)	2,801,241.55			Special District Taxes	2,058,134.00
<b>JUDICIARY</b>		Sale of Acquired Property		Bank Corp. Taxes	
Municipal Courts	362,015.20	Other Miscellaneous Revenues	6,296,741.38	Added and Omitted Taxes	1,248,326.65
<b>PUBLIC SAFETY</b>		Total	93,489,229.76	Total Taxes Levied - ABSTRACT	82,619,451.99
Fire Protection		Prior Years Surplus Appropriated	2,200,000.00	Total Taxes Billed	81,377,030.68
Police Protection	7,014,282.30	<b>REVENUES TOTAL</b>	95,689,229.76	<b>TAXES COLLECTED</b>	77,245,525.38
Civil Defense & Disaster Control	4,000.00	Reserve For Uncollected Taxes	5,401,841.80	Taxes Cancelled, Abated or Adjusted	389,529.76
Environmental Inspection & Control	827,426.48	<b>CAPITAL OUTLAY TOTAL</b>	1,977,773.30	Transfer to Tax Title Liens or Foreclosed	1,066,180.19
Other Public Safety		Public Enterprises		Ending Balance	2,697,795.35
<b>PUBLIC WORKS</b>		Recreation-Culture	172,470.63	<b>PRIOR YEARS TAXES OUTSTANDING</b>	
Streets and Drainage	2,053,277.26	Public Works	241.57	Beginning Balance	4,406,704.60
Sewers and Sewage Processing		Buildings and Grounds	1,796,104.24	Collected	2,780,228.27
Garbage and Trash Disposal	656,521.26	Library and Education	8,956.86	Cancelled, Abated or Adjusted	625,013.94
Public Buildings and Grounds		Conservation		Transfers to Tax Title Liens or Foreclosed	117,528.54
Other Public Works	498,444.00	All Other		Ending Balance	883,933.85
<b>HEALTH and WELFARE</b>		<b>CAPITAL DEBT AUTHORIZED, ENDING BALANCE</b>		<b>TAX TITLE LIENS OUTSTANDING</b>	
Health Services Except Environmental	147,197.43	ISSUED AND UNISSUED		Beginning Balance	2,659,777.51
Welfare-Public Assistance	63,835.36	School	1,868,000	Transfer From Taxes	1,179,165.64
Hospital, Clinics, First Aid		Self-Liquidating	41,206,861	Redeemed	491,179.52
Animal, Insect, & Rodent Control	53,500.00	Other		Cancelled, Abated or Adjusted	
Other Welfare Services		Total	43,074,861	Transfers to Foreclosed Property	
<b>RECREATION and CONSERVATION</b>		<b>ISSUED AND OUTSTANDING</b>		Ending Balance	3,347,763.63
Beaches and Boardwalks	40,023.15	School	1,868,000.00	<b>PROPERTY ACQUIRED BY DEED OR FORECLOSURE</b>	
Parks, Playgrounds, Shade Trees		Self-Liquidating		Beginning Balance	3,476,300.00
Land Reclamation & Conservation	56,890.00	Other	33,003,842.39	Transfers From Taxes or Liens	
Other Recreational Services	752,639.34	Total	34,871,842.39	Sale for Cash	
<b>EDUCATION (excluding schools)</b>		<b>EQUALIZED VALUATION BASIS FOR NET DEBT COMPUTATION</b>	2,688,713,199	Cancelled, Abated or Adjusted	
Libraries	1,302,748.00	<b>REAL PROPERTY VALUATIONS</b>		Ending Balance	3,476,300.00
Other Educational Services	14,050.00	Code Class # of Parcels % VAL'N		<b>CURRENT FINANCES ENDING BALANCE</b>	
<b>STATUTORY EXPENDITURES</b>		1 Vacant Land 1491 5.56		<b>ASSETS</b>	
Pensions & F. I. C. A.	1,642,026.00	2 Residential 15332 75.46		Cash	15,031,465.32
Employee Fringe Benefits	4,993,295.00	3 Farm 163 .43		Taxes Receivable	3,587,011.19
Other Statutory Expenditures	187,500.00	4a Commercial 421 8.97		Tax Title Liens	3,347,763.63
<b>MUNICIPAL FUNCTIONS</b>		4b Industrial 58 2.18		Foreclosed Property	3,476,300.00
<b>CAPITAL IMPROVEMENTS</b>		4c Apartments 17 7.40		Emergencies & Other Deferred Charges	319,489.52
<b>DEBT SERVICE</b>		Total 17482		State and Federal Aid Receivable	187,849.00
Principal Payments	2,533,580.48	Land Area 38.31 Sq Miles		Other Receivables	40,285.22
Interest Payments	1,921,050.00	Net Valuation Taxable-Municipal	2,734,244,811	Total	25,990,163.96
<b>DEFERRED CHARGES</b>		Net Valuation Taxable-County	2,741,498,218	<b>LIABILITIES, RESERVES, AND SURPLUS</b>	
SCHOOL, COUNTY, SPECIAL DISTRICT TAXES	61,230,301.46	State Equalized Valuation	2,745,163,453	Cash Liabilities	10,523,880.14
RESERVE FOR UNCOLLECTED TAXES	5,401,841.80	State Equalization Ratio	99.60	Reserves for Receivables	10,451,360.04
<b>EXPENDITURES TOTAL</b>	98,269,547.52			Surplus	5,014,923.78
				Total	25,990,163.96

0243  
 Population 1990 4,254  
 Population 1994 4,593  
 S & P Rating  
 Moody Rating A1

General Tax Rate Per \$100. 1.84  
 State Equalized Tax Rate 1.63

OLD TAPPAN BOROUGH - BERGEN COUNTY

Form of Government:  
 Borough Council

Number of Members on Governing Body - 6

PER CAPITA:

Gross Debt 1,673.43  
 Net Debt 1,167.11  
 Debt Service 113.13  
 Total Tax Levy 2,280.91  
 Municipal Expenditures 1,081.27

PER CENT:

Gross Debt 1.31  
 Net Debt .91  
 Tax Levy Collected 97.60  
 Tax Levy Cancelled, Abated or Adjusted .29

EXPENDITURES-CURRENT YEAR		REVENUES REALIZED-CURRENT YEAR		PROPERTY TAXES-CURRENT YEAR	
<b>GENERAL GOVERNMENT</b>		<b>REVENUES REALIZED-CURRENT YEAR</b>		<b>PROPERTY TAXES-CURRENT YEAR</b>	
Governing Body & Public Boards		Property Taxes Collected	10,233,185.00	STATE EQUALIZED TAX RATE	
Municipal Clerk		Payments in Lieu of Taxes		Local District School Taxes	-.76
Financial Administration	80,000.00	Delinquent Tax & Lien Collections	173,646.00	Regional & Consolidated School Tax	-.43
Assessment of Taxes	17,700.00	Business Personalty Replacement Taxes	38,691.00	School Taxes in Municipal Budget	
Collection of Taxes	49,150.00	Taxes from Public Utilities	1,243,215.00	County Taxes	-.26 *
Planning, Housing & Development	693,380.00	Other Miscellaneous Tax Revenues		County Library Taxes	
Human Resources	65,842.50	State Aid Revenues	906,557.00	Local Municipal Purpose Taxes	-.18
Elections		Federal Aid Revenues		Veteran & Senior Citizen Taxes	
General Administration (other)	221,550.00			Total Taxes for Rate Computation	1.63
<b>JUDICIARY</b>				Special District Taxes	
Municipal Courts	23,545.00	Sale of Acquired Property	1,051,803.00	Bank Corp. Taxes	
<b>PUBLIC SAFETY</b>		Other Miscellaneous Revenues		Added and Omitted Taxes	263,072.00
Fire Protection	120,790.00			Total Taxes Liable - ABSTRACT	10,476,223.16
Police Protection	1,016,400.00			Total Taxes Liable	10,484,884.00
Civil Defense & Disaster Control		Prior Years Surplus Appropriated	800,000.00	<b>TAXES COLLECTED</b>	10,233,185.00
Environmental Inspection & Control	43,000.00	<b>REVENUES TOTAL</b>	14,447,097.00	Taxes Cancelled, Abated or Adjusted	30,080.00
Other Public Safety		Reserve For Uncollected Taxes	341,249.00	Transfer to Tax Title Liens or Foreclosed	72.00
<b>PUBLIC WORKS</b>		<b>CAPITAL OUTLAY TOTAL</b>	655,829.00	Ending Balance	221,547.00
Streets and Drainage	369,874.00	Public Enterprises		<b>PRIOR YEARS TAXES OUTSTANDING</b>	
Sewers and Sewage Processing	55,000.00	Recreation-Cultura		Beginning Balance	185,573.00
Garbage and Trash Disposal		Public Works	120,548.00	Collected	173,646.00
Public Buildings and Grounds	61,876.00	Buildings and Grounds	535,281.00	Cancelled, Abated or Adjusted	5,133.00
Other Public Works		Library and Education		Transfers to Tax Title Liens or Foreclosed	
<b>HEALTH and WELFARE</b>		Conservation		Ending Balance	6,794.00
Health Services Except Environmental	29,184.00	All Other		<b>TAX TITLE LIENS OUTSTANDING</b>	
Welfare-Public Assistance	2,150.00			Beginning Balance	1,239.00
Hospital, Clinics, First Aid		<b>CAPITAL DEBT AUTHORIZED, ENDING BALANCE</b>		Transfer From Taxes	72.00
Animal, Insect, & Rodant Control		ISSUED AND UNISSUED		Redeemed	
Other Welfare Services		School	2,267,897	Cancelled, Abated or Adjusted	
<b>RECREATION and CONSERVATION</b>		Self-Liquidating		Transfers to Foreclosed Property	
Beeches and Boardwalks		Other	5,418,169	Ending Balance	1,311.00
Perks, Playgrounds, Shada Traas	32,350.00	Total	7,686,066	<b>PROPERTY ACQUIRED BY DEED OR FORECLOSURE</b>	
Land Reclamation & Conservation	79,332.00	ISSUED AND OUTSTANDING		Beginning Balance	397,900.00
Other Recreational Services	310,929.00	School	2,267,897.00	Transfers From Taxes or Liens	
<b>EDUCATION (excluding schools)</b>		Self-Liquidating		Sala for Cash	
Libraries	127,681.00	Other	5,043,206.00	Cancelled, Abated or Adjusted	
Other Educational Services		Total	7,311,103.00	Ending Balance	397,900.00
<b>STATUTORY EXPENDITURES</b>		<b>EQUALIZED VALUATION BASIS FOR NET DEBT COMPUTATION</b>	587,537,297	<b>CURRENT FINANCES ENDING BALANCE</b>	
Pensions & F. I. C. A.	228,947.00	<b>REAL PROPERTY VALUATIONS</b>		<b>ASSETS</b>	
Employee Fringe Benefits	422,500.00	Code Class # of Parcels % VAL'N		Cash	1,878,614.00
Other Statutory Expenditures		1 Vacant Land 221 4.94	27,407,900.00	Taxes Receivable	228,341.00
<b>MUNICIPAL FUNCTIONS</b>		2 Residential 1378 82.65	458,100,400.00	Tax Title Liens	1,311.00
<b>CAPITAL IMPROVEMENTS</b>	4,051,180.50	3 Farm 9 .18	995,900.00	Foreclosed Property	397,900.00
<b>DEBT SERVICE</b>	27,566.00	4a Commercial 53 8.97	49,742,900.00	Emergencias & Other Deterrad Chergas	108,056.00
Principal Payments	328,095.00	4b Industrial 1 3.25	18,026,600.00	State and Federal Aid Receivable	828.00
Interest Payments	191,517.00	4c Apartments		Other Receivables	20,842.00
<b>DEFERRED CHARGES</b>	54,253.00	Total 1662	554,273,700.00	Total	2,635,892.00
SCHOOL, COUNTY, SPECIAL DISTRICT TAXES	9,075,791.16	Land Area 3.10 Sq. Miles		<b>LIABILITIES, RESERVES, AND SURPLUS</b>	
RESERVE FOR UNCOLLECTED TAXES	341,249.00	Net Valuation Taxable-Municipal	555,533,251	Cash Liabilities	635,166.00
<b>EXPENDITURES TOTAL</b>	14,042,085.66	Net Valuation Taxable-County	561,434,235	Reserves for Receivables	648,394.00
		State Equalized Valuation	626,286,276	Surplus	1,352,332.00
		State Equalization Ratio	88.68	Total	2,635,892.00

1706

Population 1990 1,683  
 Population 1994 1,726  
 S & P Rating  
 Moody Rating 9AA1

General Tax Rate Per \$100. 2.10  
 State Equalized Tax Rate 1.97

**OLDMANS TOWNSHIP - SALEM COUNTY**  
 Form of Government:  
**Township Committee**  
 Number of Members on Governing Body - 3

PER CAPITA:  
 Gross Debt 430.59  
 Net Debt 430.59  
 Debt Service 75.74  
 Total Tax Levy 1,487.01  
 Municipal Expenditures 665.94

PER CENT:  
 Gross Debt .65  
 Net Debt .65  
 Tax Levy Collected 92.86  
 Tax Levy Cancelled, Abated or Adjusted

EXPENDITURES-CURRENT YEAR		REVENUES REALIZED-CURRENT YEAR			PROPERTY TAXES-CURRENT YEAR		
<b>GENERAL GOVERNMENT</b>					<b>STATE EQUALIZED TAX RATE 1.02</b>		
Governing Body & Public Boards		Property Taxes Collected	2,393,366.00		Local District School Taxes	1,304,315.50	
Municipal Clerk		Payments in Lieu of Taxes			Regional & Consolidated School Tax		
Financial Administration	35,200.00	Delinquent Tax & Lien Collections	207,142.00		School Taxes in Municipal Budget		
Assessment of Taxes	21,340.00	Business Personalty Replacement Taxes	42,073.00		County Taxes	.77 *	
Collection of Taxes	16,840.00	Taxes from Public Utilities	198,187.00		County Library Taxes		
Planning, Housing & Development	12,200.00	Other Miscellaneous Tax Revenues			Local Municipal Purpose Taxes	.18	
Human Resources	12,977.00	State Aid Revenues	130,609.00		Veteran & Senior Citizen Taxes		
Elections		Federal Aid Revenues			Total Taxes for Rate Computation	1.97	
General Administration (other)	105,450.00				Special District Taxes		
<b>JUDICIARY</b>		Sale of Acquired Property			Bank Corp. Taxes		
Municipal Courts	31,500.00	Other Miscellaneous Revenues	197,293.00		Added and Omitted Taxes	45,974.00	
<b>PUBLIC SAFETY</b>			Total		Total Taxes Levied - ABSTRACT	2,566,574.67	
Fire Protection	51,642.00	Prior Years Surplus Appropriated	318,000.00		Total Taxes Billed	2,577,352.00	
Police Protection	10,350.00	REVENUES	TOTAL		TAXES COLLECTED	2,393,366.00	
Civil Defense & Disaster Control	2,600.00	Reserve For Uncollected Taxes	323,632.00		Taxes Cancelled, Abated or Adjusted		
Environmental Inspection & Control	25,300.00				Transfer to Tax Title Liens or Foreclosed	25,988.00	
Other Public Safety		<b>CAPITAL OUTLAY</b>		<b>TOTAL</b>	Ending Balance	157,998.00	
<b>PUBLIC WORKS</b>			1,253.00		<b>PRIOR YEARS TAXES OUTSTANDING</b>		
Streets and Drainage	113,505.00	Public Enterprises			Beginning Balance	201,075.00	
Sewers and Sewage Processing	850.00	Recreation-Culture			Collected	136,408.00	
Garbage and Trash Disposal	121,000.00	Public Works			Cancelled, Abated or Adjusted		
Public Buildings and Grounds	43,000.00	Buildings and Grounds	1,253.00		Transfers to Tax Title Liens or Foreclosed		
Other Public Works		Library and Education			Ending Balance	64,667.00	
<b>HEALTH and WELFARE</b>		Conservation			<b>TAX TITLE LIENS OUTSTANDING</b>		
Health Services Except Environmental	3,510.00	All Other			Beginning Balance	376,275.00	
Welfare-Public Assistance	1,650.00	<b>CAPITAL DEBT AUTHORIZED, ENDING BALANCE</b>			Transfer From Taxes	25,988.00	
Hospital, Clinics, First Aid	250.00	ISSUED AND UNISSUED	GROSS DEBT	NET DEBT	Redeemed	70,734.00	
Animal, Insect, & Rodent Control	6,200.00	School			Cancelled, Abated or Adjusted		
Other Welfare Services		Self-Liquidating	30,720	30,720	Transfers to Foreclosed Property		
<b>RECREATION and CONSERVATION</b>		Other	712,483	712,483	Ending Balance	331,529.00	
Beeches and Boerdwelts		Total	743,203	743,203	<b>PROPERTY ACQUIRED BY DEED OR FORECLOSURE</b>		
Perks, Playgrounds, Shade Trees	3,100.00	<b>ISSUED AND OUTSTANDING</b>			Beginning Balance	100.00	
Land Reclamation & Conservation		School			Transfers From Taxes or Liens		
Other Recreational Services	32,000.00	Self-Liquidating		30,720.00	Sale for Cash		
<b>EDUCATION (excluding schools)</b>		Other		700,000.00	Cancelled, Abated or Adjusted		
Libraries	650.00	Total		730,720.00	Ending Balance	100.00	
Other Educational Services		<b>EQUALIZED VALUATION BASIS FOR NET DEBT COMPUTATION</b>			<b>CURRENT FINANCES ENDING BALANCE</b>		
<b>STATUTORY EXPENDITURES</b>		114,645,538			<b>ASSETS</b>		
Pensions & F. I. C. A.	16,750.00	<b>REAL PROPERTY VALUATIONS</b>			Cash	1,019,927.00	
Employee Fringe Benefits		Code	Class	# of Parcels	% VAL'N	Taxes Receivable	222,665.00
Other Statutory Expenditures	1,100.00	1	Vecant Land	249	3.16	Tax Title Liens	331,529.00
<b>MUNICIPAL FUNCTIONS</b>		2	Residential	551	39.00	Foreclosed Property	100.00
CAPITAL IMPROVEMENTS	*MEMO*	3	Farm	358	9.44	Emergencies & Other Deferred Charges	33,000.00
DEBT SERVICE	10,000.00	4a	Commercial	45	8.85	State and Federal Aid Receivable	64,128.00
Principal Payments	85,295.00	4b	Industrial	11	39.54	Other Receivables	52,213.00
Interest Payments	45,435.00	4c	Apartments			Total	1,723,562.00
<b>DEFERRED CHARGES</b>		Total	1214			<b>LIABILITIES, RESERVES, AND SURPLUS</b>	
SCHOOL, COUNTY, SPECIAL DISTRICT TAXES	26,083.00	Land Area	19.40	Sq. Miles		Cash Liabilities	309,459.00
RESERVE FOR UNCOLLECTED TAXES	2,292,600.67	Net Valuation Taxable-Municipal			119,970,537	Reserves for Receivables	606,507.00
EXPENDITURES	TOTAL	Net Valuation Taxable-County			120,090,024	Surplus	807,596.00
	3,442,009.67	State Equalized Valuation			127,769,682	Total	1,723,562.00
		State Equalization Ratio			93.86		

\*Includes County Health Service Taxes or County Open Space Tax. See Table 13.

0244

Population 1990 8,024  
 Population 1994 8,093  
 S & P Rating  
 Moody Rating

General Tax Rate Per \$100. 2.86  
 State Equalized Tax Rate 2.16

**ORADELL BOROUGH - BERGEN COUNTY**  
 Form of Government:  
**Borough Council**  
 Number of Members on Governing Body - 6

PER CAPITA:  
 Gross Debt 635.61  
 Net Debt 354.36  
 Debt Service 135.31  
 Total Tax Levy 2,315.22  
 Municipal Expenditures 1,097.70

PER CENT:  
 Gross Debt .59  
 Net Debt .33  
 Tax Levy Collected 99.09  
 Tax Levy Cancelled, Abated or Adjusted .32

EXPENDITURES-CURRENT YEAR		REVENUES REALIZED-CURRENT YEAR		PROPERTY TAXES-CURRENT YEAR	
<b>GENERAL GOVERNMENT</b>				STATE EQUALIZED TAX RATE	
Governing Body & Public Boards		Property Taxes Collected	18,595,676.35	Local District School Taxes	.55 4,777,851.00
Municipal Clerk		Payments in Lieu of Taxes	56,496.00	Regional & Consolidated School Tax	.71 6,150,728.70
Financial Administration	20,000.00	Delinquent Tax & Lien Collections	213,410.84	School Taxes in Municipal Budget	
Assessment of Taxes	272,664.00	Business Personality Replacement Taxes	64,817.24	County Taxes	.28 * 2,443,995.36
Collection of Taxes	135,110.00	Taxes from Public Utilities	732,468.00	County Library Taxes	
Planning, Housing & Development	16,295.00	Other Miscellaneous Tax Revenues		Local Municipal Purpose Taxes	.61 5,323,571.00
Human Resources	88,682.62	State Aid Revenues	364,142.61	Veteran & Senior Citizen Taxes	52,550.00
Elections	2,800.00	Federal Aid Revenues		Total Taxes for Rate Computation	2.15 18,748,696.06
General Administration (other)	530,978.00			Special District Taxes	
<b>JUDICIARY</b>		Sale of Acquired Property	507,796.26	Bank Corp. Taxes	
Municipal Courts	72,042.00	Other Miscellaneous Revenues	20,534,807.30	Added and Omitted Taxes	40,959.05
<b>PUBLIC SAFETY</b>		Prior Years Surplus Appropriated	1,600,000.00	Total Taxes Levied - ABSTRACT	18,737,105.11
Fire Protection	164,132.30	REVENUES TOTAL	22,134,807.30	Total Taxes Billed	18,765,542.64
Police Protection	1,730,448.15	Reserve For Uncollected Taxes	529,180.08	TAXES COLLECTED	18,595,676.35
Civil Defense & Disaster Control	2,950.00	CAPITAL OUTLAY TOTAL	868,686.33	Taxes Cancelled, Abated or Adjusted	59,290.81
Environmental Inspection & Control	119,497.00	Public Enterprises		Transfer to Tax Title Liens or Foreclosed	
Other Public Safety		Recreation-Culture	12,056.00	Ending Balance	110,575.49
<b>PUBLIC WORKS</b>		Public Works	423,716.78	<b>PRIOR YEARS TAXES OUTSTANDING</b>	
Streets and Drainage	389,708.50	Buildings and Grounds	430,107.69	Beginning Balance	213,410.84
Sewers and Sewage Processing	954,421.47	Library and Education	2,805.86	Collected	213,410.84
Garbage and Trash Disposal	655,172.00	Conservation		Cancelled, Abated or Adjusted	
Public Buildings and Grounds	335,679.00	All Other		Transfers to Tax Title Liens or Foreclosed	
Other Public Works	30,000.00	<b>CAPITAL DEBT AUTHORIZED, ENDING BALANCE</b>		Ending Balance	
<b>HEALTH and WELFARE</b>		ISSUED AND UNISSUED	GROSS DEBT	NET DEBT	
Health Services Except Environmental	65,115.00	School	2,276,200		
Welfare-Public Assistance	4,227.00	Self-Liquidating			
Hospital, Clinics, First Aid		Other	2,867,828	2,867,828	
Animal, Insect, & Rodent Control	5,000.00	Total	5,144,028	2,867,828	
Other Welfare Services		<b>ISSUED AND OUTSTANDING</b>			
<b>RECREATION and CONSERVATION</b>		School	2,271,408.49		
Beaches and Boardwalks		Self-Liquidating			
Perks, Playgrounds, Shade Trees	246,564.00	Other	2,860,035.00		
Land Reclamation & Conservation	36,247.85	Total	5,131,443.49		
Other Recreational Services	99,580.00	<b>EQUALIZED VALUATION BASIS FOR NET DEBT COMPUTATION</b>			
<b>EDUCATION (excluding schools)</b>		REAL PROPERTY VALUATIONS		ASSESSED VALUATION	
Libraries	339,255.00	Code	Class	# of Parcels	% VAL'N
Other Educational Services		1	Vacant Land	32	.42
<b>STATUTORY EXPENDITURES</b>		2	Residential	2631	86.77
Pensions & F. I. C. A.	332,014.88	3	Farm		
Employee Fringe Benefits	609,327.60	4e	Commercial	92	12.30
Other Statutory Expenditures		4b	Industrial	1	.04
<b>MUNICIPAL FUNCTIONS</b>		4c	Apertments	5	.46
TOTAL	7,257,911.37	Total	2761		
<b>CAPITAL IMPROVEMENTS</b>		Land Area 2.55 Sq. Miles		654,705,720	
*MEMO*	40,000.00	Net Valuation Taxable-Municipal		851,936,253	
<b>DEBT SERVICE</b>		Net Valuation Taxable-County		865,158,232	
Principal Payments	1,000,000.00	State Equalized Valuation		75.62	
Interest Payments	95,030.93	State Equalization Ratio			
<b>DEFERRED CHARGES</b>					
SCHOOL, COUNTY, SPECIAL DISTRICT TAXES	13,372,575.06				
RESERVE FOR UNCOLLECTED TAXES	529,180.08				
EXPENDITURES TOTAL	22,256,269.84				
				<b>CURRENT FINANCES ENDING BALANCE ASSETS</b>	
				Cash	2,445,343.98
				Taxes Receivable	110,575.48
				Tax Title Liens	
				Foreclosed Property	29,898.00
				Emergencies & Other Deferred Charges	195,000.00
				State and Federal Aid Receivable	5,175.39
				Other Receivables	2,218.28
				Total	2,788,211.13
				<b>LIABILITIES, RESERVES, AND SURPLUS</b>	
				Cash Liabilities	1,141,279.37
				Reserves for Receivables	142,691.76
				Surplus	1,504,240.00
				Total	2,788,211.13

\*Includes County Health Service Taxes or County Open Specie Tax. See Table 13.

0717

Population 1990 29,925  
 Population 1994 29,345  
 S & P Rating  
 Moody Rating BAA

General Tax Rate Per \$100. 23.52  
 State Equalized Tax Rate 4.24

**ORANGE CITY TWP. - ESSEX COUNTY**  
 Form of Government:  
**Mayor-Council Plan D (OMCL 50)**  
 Number of Members on Governing Body - 7

PER CAPITA:  
 Gross Debt 1,061.82  
 Net Debt 485.66  
 Debt Service 82.98  
 Total Tax Levy 934.64  
 Municipal Expenditures 1,196.62

PER CENT:  
 Gross Debt 4.85  
 Net Debt 2.23  
 Tax Levy Collected 91.06  
 Tax Levy Cancelled, Abated or Adjusted

EXPENDITURES-CURRENT YEAR		REVENUES REALIZED-CURRENT YEAR		PROPERTY TAXES-CURRENT YEAR	
<b>GENERAL GOVERNMENT</b>		<b>REVENUES REALIZED-CURRENT YEAR</b>		<b>STATE EQUALIZED TAX RATE</b> 4.24	
Governing Body & Public Boards	370,182.06	Property Taxes Collected	23,770,631.66	Local District School Taxes	1.34 8,666,673.00
Municipal Clerk	250,600.50	Payments in Lieu of Taxes	865,558.39	Regional & Consolidated School Tax	
Financial Administration	1,170,496.07	Delinquent Tax & Lien Collections	2,352,814.69	School Taxes in Municipal Budget	.05 295,984.00
Assessment of Taxes	174,865.31	Business Personally Replacement Taxes	799,988.52	County Taxes	.73 * 4,689,052.93
Collection of Taxes		Taxes from Public Utilities	1,995,297.00	County Library Taxes	
Planning, Housing & Development	501,544.53	Other Miscellaneous Tax Revenues		Local Municipal Purpose Taxes	2.12 13,724,903.73
Human Resources	1,846,789.02	State Aid Revenues	8,866,188.60	Veteran & Senior Citizen Taxes	83,300.00
Elections		Federal Aid Revenues		Total Taxes for Rate Computation	4.24 27,459,913.66
General Administration (other)	2,360,695.66			Special District Taxes	
<b>JUDICIARY</b>		Sale of Acquired Property		Bank Corp. Taxes	
Municipal Courts	572,654.88	Other Miscellaneous Revenues	6,368,781.77	Added and Omitted Taxes	50,371.88
<b>PUBLIC SAFETY</b>		Total	45,019,260.63	Total Taxes Levied - ABSTRACT	27,426,985.54
Fire Protection	4,268,494.00	Prior Years Surplus Appropriated	340,221.32	Total Taxes Billed	26,103,451.56
Police Protection	5,160,205.12	REVENUES TOTAL	45,359,481.95	TAXES COLLECTED	23,770,631.66
Civil Defense & Disaster Control	5,232.76	Reserve for Uncollected Taxes	2,344,200.08	Taxes Cancelled, Abated or Adjusted	
Environmental Inspection & Control	439,527.43	<b>CAPITAL OUTLAY</b>	<b>TOTAL</b> 3,486,125.89	Transfer to Tax Title Liens or Foreclosed	
Other Public Safety		Public Enterprises	746,135.33	Ending Balance	2,332,819.90
<b>PUBLIC WORKS</b>		Recreation-Culture		<b>PRIOR YEARS TAXES OUTSTANDING</b>	
Streets and Drainage	1,476,302.59	Public Works		Beginning Balance	1,848,586.43
Sewers and Sewage Processing	1,586,273.67	Buildings and Grounds	639,990.56	Collected	1,319,379.32
Garbage and Trash Disposal	1,550,703.18	Library and Education	2,100,000.00	Cancelled, Abated or Adjusted	
Public Buildings and Grounds		Conservation		Transfers to Tax Title Liens or Foreclosed	4,116.50
Other Public Works	270,331.00	All Other		Ending Balance	525,090.61
<b>HEALTH and WELFARE</b>		<b>CAPITAL DEBT AUTHORIZED, ENDING BALANCE</b>		<b>TAX TITLE LIENS OUTSTANDING</b>	
Health Services Except Environmental	688,148.34	ISSUED AND UNISSUED		Beginning Balance	2,524,564.41
Welfare-Public Assistance	488,297.43	School	13,268,850	Transfer From Taxes	4,687.10
Hospital, Clinics, First Aid		Self-Liquidating	3,550,299	Redeemed	1,033,435.37
Animal, Insect, & Rodent Control	5,400.97	Other	14,339,834	Cancelled, Abated or Adjusted	
Other Welfare Services		Total	31,158,984	Transfers to Foreclosed Property	
<b>RECREATION and CONSERVATION</b>		ISSUED AND OUTSTANDING		Ending Balance	1,495,816.14
Beaches and Boardwalks		School	13,268,000.00	<b>PROPERTY ACQUIRED BY DEED OR FORECLOSURE</b>	
Parks, Playgrounds, Shade Trees	550,748.00	Self-Liquidating	3,119,000.00	Beginning Balance	1,209,300.00
Land Reclamation & Conservation		Other	14,334,645.69	Transfers From Taxes or Liens	
Other Recreational Services	394,174.66	Total	30,721,645.69	Sale for Cash	
<b>EDUCATION (excluding schools)</b>		EQUALIZED VALUATION BASIS		Cancelled, Abated or Adjusted	
Libraries	500,000.00	FOR NET DEBT COMPUTATION	642,382,666	Ending Balance	1,209,300.00
Other Educational Services	114,256.20	<b>REAL PROPERTY VALUATIONS</b>		<b>CURRENT FINANCES ENDING BALANCE</b>	
<b>STATUTORY EXPENDITURES</b>		Code Class # of Parcels % VAL'N	ASSESSED VALUATION	ASSETS	
Pensions & F. I. C. A.	1,993,963.67	1 Vacant Land 424 1.71	1,986,700.00	Cash	1,379,100.30
Employee Fringe Benefits	2,879,511.48	2 Residential 4141 55.63	64,444,000.00	Taxes Receivable	3,248,255.23
Other Statutory Expenditures		3 Farm		Tax Title Liens	1,269,373.90
<b>MUNICIPAL FUNCTIONS</b>	29,619,398.53	4a Commercial 432 17.82	20,641,400.00	Foreclosed Property	1,209,300.00
<b>CAPITAL IMPROVEMENTS</b> *MEMO*	1,000.00	4b Industrial 57 3.81	4,412,800.00	Emergencies & Other Deferred Charges	340,842.84
<b>DEBT SERVICE</b>		4c Apartments 177 21.03	24,366,800.00	State and Federal Aid Receivable	2,032,093.50
Principal Payments	1,179,000.00	Total 5231	115,851,700.00	Other Receivables	1,257,007.73
Interest Payments	1,256,180.84	Land Area 2.20 Sq. Miles		Total	10,735,973.50
<b>TYPE I SCHL DEBT</b> *MEMO*	704,911.38	Net Valuation Taxable-Municipal	116,420,500	<b>LIABILITIES, RESERVES, AND SURPLUS</b>	
<b>DEFERRED CHARGES</b>	716,009.63	Net Valuation Taxable-County	670,115,664	Cash Liabilities	898,073.81
SCHOOL, COUNTY, SPECIAL DISTRICT TAXES	13,651,709.93	State Equalized Valuation	643,702,283	Reserves for Receivables	8,837,351.24
RESERVE FOR UNCOLLECTED TAXES	2,344,200.08	State Equalization Ratio	18.02	Surplus	1,000,549.45
<b>EXPENDITURES</b> TOTAL	48,766,499.01			Total	10,735,973.50

\* ABOVE DEBT SERVICE INCLUDES TYPE I SCHOOL DEBT

†Includes County Health Service Taxes or County Open Space Tax. See Table 13.

Population 1990 **1,790**  
 Population 1994 **1,833**  
 S & P Retling  
 Moody Retling

General Tax Rate Per \$100. **2.81**  
 State Equalized Tax Rate **2.73**

**OXFORD TOWNSHIP - WARREN COUNTY**  
 Form of Government:  
**Township Committee**  
 Number of Members on Governing Body - 3

PER CAPITA: PER CENT:  
 Gross Debt **1,490.12** Gross Debt **3.07**  
 Net Debt **1,490.12** Net Debt **3.07**  
 Debt Service **22.50** Tax Levy Collected **87.54**  
 Total Tax Levy **1,283.33** Tax Levy Cancelled, Abated or Adjusted **.02**  
 Municipal Expenditures **952.43**

EXPENDITURES-CURRENT YEAR		REVENUES REALIZED-CURRENT YEAR			PROPERTY TAXES-CURRENT YEAR		
<b>GENERAL GOVERNMENT</b>		<b>REVENUES REALIZED-CURRENT YEAR</b>			<b>STATE EQUALIZED TAX RATE</b>		
Governing Body & Public Boards	7,800.00	Property Taxes Collected	2,059,310.01		Local District School Taxes	1.39 1,194,000.00	
Municipal Clerk	18,735.00	Payments in Lieu of Taxes	18,524.65		Regional & Consolidated School Tax		
Financial Administration	22,935.00	Delinquent Tax & Lien Collections	371,651.17		School Taxes in Municipal Budget		
Assessment of Taxes	23,000.00	Business Personalty Replacement Taxes	36,663.24		County Taxes	.68 * 585,367.42	
Collection of Taxes	20,390.00	Taxes from Public Utilities	129,134.00		County Library Taxes	.06 53,245.76	
Planing, Housing & Development	17,140.00	Other Miscellaneous Tax Revenues			Local Municipal Purpose Taxes	.59 505,034.57	
Human Resources	88,735.00	State Aid Revenues	120,309.07		Veteran & Senior Citizen Taxes	22,700.00	
Elections	800.00	Federal Aid Revenues			Total Taxes for Rate Computation	2.72 2,360,347.75	
General Administration (other)	161,100.00				Special District Taxes		
<b>JUDICIARY</b>		Sale of Acquired Property	658,205.86		Bank Corp. Taxes		
Municipal Courts	37,166.41	Other Miscellaneous Revenues	3,393,798.00		Added and Omitted Taxes	14,693.01	
<b>PUBLIC SAFETY</b>		Prior Years Surplus Appropriated	200,000.00		Total Taxes Levied - ABSTRACT	2,352,340.76	
Fire Protection	15,431.00	REVENUES TOTAL	3,593,798.00		Total Taxes Billed	2,352,550.05	
Police Protection	240,785.00	Reserve For Uncollected Taxes	582,568.30		TAXES COLLECTED	2,059,310.01	
Civil Defense & Disaster Control	3,000.00	CAPITAL OUTLAY TOTAL	111,312.27		Taxes Cancelled, Abated or Adjusted	410.26	
Environmental Inspection & Control		Public Enterprises			Transfer to Tax Title Liens or Foreclosed	117,793.75	
Other Public Safety		Recreation-Culture			Ending Balance	175,036.03	
<b>PUBLIC WORKS</b>		Public Works	10,446.21		<b>PRIOR YEARS TAXES OUTSTANDING</b>		
Streets and Drainage	46,737.44	Buildings and Grounds	100,866.06		Beginning Balance	302,270.31	
Sewers and Sewage Processing	6,352.93	Library and Education			Collected	302,270.31	
Garbage and Trash Disposal	63,300.00	Conservation			Cancelled, Abated or Adjusted		
Public Buildings and Grounds	17,313.26	All Other			Transfers to Tax Title Liens or Foreclosed		
Other Public Works	106,000.00				Ending Balance		
<b>HEALTH and WELFARE</b>		<b>CAPITAL DEBT AUTHORIZED, ENDING BALANCE</b>			<b>TAX TITLE LIENS OUTSTANDING</b>		
Health Services Except Environmental	300.00	ISSUED AND UNISSUED	GROSS DEBT	NET DEBT	Beginning Balance	1,052,269.68	
Welfare-Public Assistance	2,345.00	School			Transfer From Taxes	117,793.75	
Hospital, Clinics, First Aid		Sell-Liquidating	1,220,252	1,220,252	Redeemed	69,380.86	
Animal, Insect, & Rodent Control	100.00	Other	1,511,131	1,511,131	Cancelled, Abated or Adjusted	12.53	
Other Welfare Services		Total	2,731,384	2,731,384	Transfers to Foreclosed Property	702,946.98	
<b>RECREATION and CONSERVATION</b>		ISSUED AND OUTSTANDING			Ending Balance	397,723.06	
Beaches and Boardwalks		School		1,031,031.17	<b>PROPERTY ACQUIRED BY DEED OR FORECLOSURE</b>		
Parks, Playgrounds, Shade Trees	43,029.08	Sell-Liquidating		510,631.97	Beginning Balance	1,346,453.02	
Land Reclamation & Conservation	16,105.33	Other		1,541,663.14	Transfers From Taxes or Liens	702,946.98	
Other Recreational Services		Total			Sale for Cash		
<b>EDUCATION (excluding schools)</b>		EQUALIZED VALUATION BASIS	89,020,880		Cancelled, Abated or Adjusted		
Libraries	8,000.00	FOR NET DEBT COMPUTATION			Ending Balance	2,049,400.00	
Other Educational Services		REAL PROPERTY VALUATIONS			<b>CURRENT FINANCES ENDING BALANCE</b>		
<b>STATUTORY EXPENDITURES</b>		Code	Class	# of Parcels	% VAL'N	ASSETS	
Pensions & F. I. C. A.	46,414.40	1	Vacant Land	477	13.09	Cash	1,444,051.53
Employee Fringe Benefits	72,711.00	2	Residential	609	73.04	Taxes Receivable	175,036.03
Other Statutory Expenditures	3,400.00	3	Farm	66	2.80	Tax Title Liens	397,723.06
<b>MUNICIPAL FUNCTIONS</b>		4a	Commercial	26	5.14	Foreclosed Property	2,049,400.00
<b>CAPITAL IMPROVEMENTS</b>		4b	Industrial	4	5.60	Emergencies & Other Deferred Charges	12,000.00
<b>DEBT SERVICE</b>		4c	Apartments	2	.33	State and Federal Aid Receivable	78,381.23
Principal Payments	37,891.21	Total	1184		Other Receivables	48,688.68	
Interest Payments	3,346.05	Lend Area	5.70	Sq. Miles	Total	4,205,280.53	
<b>DEFERRED CHARGES</b>		Net Valuation Taxable-Municipal	83,197,758		<b>LIABILITIES, RESERVES, AND SURPLUS</b>		
SCHOOL, COUNTY, SPECIAL DISTRICT TAXES	1,832,613.18	Net Valuation Taxable-County	90,072,095		Cash Liabilities	654,932.79	
RESERVE FOR UNCOLLECTED TAXES	582,568.30	State Equalized Valuation	85,583,055		Reserves for Receivables	2,670,847.77	
<b>EXPENDITURES</b>		State Equalization Ratio	97.19		Surplus	879,499.97	
TOTAL	3,578,423.84				Total	4,205,280.53	

2118

Population 1990 20  
 Population 1994 20  
 S & P Rating  
 Moody Rating

General Tax Rate Per \$100. 6.43  
 State Equalized Tax Rate 5.65

**PAHAQUARRY TOWNSHIP - WARREN CO.**  
 Form of Government:  
**Township Committee**  
 Number of Members on Governing Body - 3

PER CAPITA:  
 Gross Debt  
 Net Debt  
 Debt Service  
 Total Tax Levy 1,601.94  
 Municipal Expenditures 4,529.34

PER CENT:  
 Gross Debt  
 Net Debt  
 Tax Levy Collected 100.00  
 Tax Levy Cancelled, Abated or Adjusted

EXPENDITURES-CURRENT YEAR	REVENUES REALIZED-CURRENT YEAR	PROPERTY TAXES-CURRENT YEAR
<b>GENERAL GOVERNMENT</b>		<b>STATE EQUALIZED TAX RATE</b> →
Governing Body & Public Boards	Property Taxes Collected 32,070.65	Local District School Taxes
Municipal Clerk	Payments in Lieu of Taxes	Regional & Consolidated School Tax
Financial Administration 5,625.00	Delinquent Tax & Lien Collections 449.88	School Taxes in Municipal Budget
Assessment of Taxes 600.00	Business Personalty Replacement Taxes 11,559.00	County Taxes .65 *
Collection of Taxes 825.00	Taxes from Public Utilities	County Library Taxes .06
Planning, Housing & Development	Other Miscellaneous Tax Revenues	Local Municipal Purpose Taxes 4.93
Human Resources	State Aid Revenues 6,282.56	Veteran & Senior Citizen Taxes
Elections	Federal Aid Revenues	Total Taxes for Rate Computation 5.64
General Administration (other) 18,374.00		Special District Taxes
<b>JUDICIARY</b>	Sale of Acquired Property	Bank Corp. Taxes
Municipal Courts	Other Miscellaneous Revenues 17,499.79	Added and Omitted Taxes
<b>PUBLIC SAFETY</b>	Total 67,861.88	Total Taxes Levied - ABSTRACT 32,038.80
Fire Protection 100.00	Prior Years Surplus Appropriated 43,426.92	Total Taxes Billed 32,070.65
Police Protection 100.00	REVENUES TOTAL 111,288.80	TAXES COLLECTED 32,070.65
Civil Defense & Disaster Control	Reserve For Uncollected Taxes	Taxes Cancelled, Abated or Adjusted
Environmental Inspection & Control		Transfer to Tax Title Liens or Foreclosed
Other Public Safety	<b>CAPITAL OUTLAY TOTAL</b>	Ending Balance
<b>PUBLIC WORKS</b>	Public Enterprises	<b>PRIOR YEARS TAXES OUTSTANDING</b>
Streets and Drainage 61,751.96	Recreation-Culture	Beginning Balance
Sewers and Sewage Processing	Public Works	Collected
Garbage and Trash Disposal	Buildings and Grounds	Cancelled, Abated or Adjusted
Public Buildings and Grounds	Library and Education	Transfers to Tax Title Liens or Foreclosed
Other Public Works	Conservation	Ending Balance
<b>HEALTH and WELFARE</b>	All Other	<b>TAX TITLE LIENS OUTSTANDING</b>
Health Services Except Environmental		Beginning Balance
Welfare-Public Assistance 100.00	<b>CAPITAL DEBT AUTHORIZED, ENDING BALANCE</b>	Transfer From Taxes
Hospital, Clinics, First Aid	ISSUED AND UNISSUED GROSS DEBT NET DEBT	Redeemed
Animal, Insect, & Rodent Control	School	Cancelled, Abated or Adjusted
Other Welfare Services	Self-Liquidating	Transfers to Foreclosed Property
<b>RECREATION and CONSERVATION</b>	Other	Ending Balance
Beaches and Boardwalks	Total	<b>PROPERTY ACQUIRED BY DEED OR FORECLOSURE</b>
Parks, Playgrounds, Shade Trees	ISSUED AND OUTSTANDING	Beginning Balance
Land Reclamation & Conservation	School	Transfers From Taxes or Liens
Other Recreational Services	Self-Liquidating	Sale for Cash
<b>EDUCATION (excluding schools)</b>	Other	Cancelled, Abated or Adjusted
Libraries	Total	Ending Balance
Other Educational Services	<b>EQUALIZED VALUATION BASIS FOR NET DEBT COMPUTATION</b> 454,390	<b>CURRENT FINANCES ENDING BALANCE ASSETS</b>
<b>STATUTORY EXPENDITURES</b>	<b>REAL PROPERTY VALUATIONS</b>	Cash 209,100.73
Pensions & F. I. C. A. 3,000.00	Code Class # of Parcels % VAL'N ASSESSED VALUATION	Taxes Receivable
Employee Fringe Benefits 110.80	1 Vacant Land 2 399,000.00	Tax Title Liens
Other Statutory Expenditures 110.80	2 Residential	Foreclosed Property
<b>MUNICIPAL FUNCTIONS TOTAL 90,586.76</b>	3 Farm	Emergencies & Other Deterred Charges
<b>CAPITAL IMPROVEMENTS *MEMO*</b>	4a Commercial	State and Federal Aid Receivable
<b>DEBT SERVICE</b>	4b Industrial	Other Receivables
Principal Payments	4c Apartments	Total 209,100.73
Interest Payments	Total 2 399,000.00	<b>LIABILITIES, RESERVES, AND SURPLUS</b>
<b>DEFERRED CHARGES</b>	Land Area 19.95 Sq. Miles	Cash Liabilities 56,976.76
SCHOOL, COUNTY, SPECIAL DISTRICT TAXES 4,038.80	Net Valuation Taxable-Municipal 498,766	Reserves for Receivables
RESERVE FOR UNCOLLECTED TAXES	Net Valuation Taxable-County 562,225	Surplus 152,123.97
<b>EXPENDITURES TOTAL 94,625.56</b>	State Equalized Valuation 554,156	Total 209,100.73
	State Equalization Ratio 87.81	

\*Includes County Health Service Taxes or County Open Space Tax. See Table 13

0245

Population 1990 14,536  
 Population 1994 14,751  
 S & P Rating AAA  
 Moody Rating AAA

General Tax Rate Par \$100. 2.09  
 State Equalized Tax Rate 2.09

**PALISADES PARK BOROUGH - BERGEN CO.**

Form of Government:  
**Borough Council**

Number of Members on Governing Body - 6

PER CAPITA:

Gross Debt 596.75  
 Net Debt 516.52  
 Debt Service 32.77  
 Total Tax Levy 1,192.48  
 Municipal Expenditures 714.33

PER CENT:

Gross Debt 1.01  
 Net Debt .87  
 Tax Levy Collected 94.59  
 Tax Levy Cancelled, Abated or Adjusted .86

EXPENDITURES-CURRENT YEAR		REVENUES REALIZED-CURRENT YEAR				PROPERTY TAXES-CURRENT YEAR	
<b>GENERAL GOVERNMENT</b>		<b>REVENUES REALIZED-CURRENT YEAR</b>				<b>PROPERTY TAXES-CURRENT YEAR</b>	
Governing Body & Public Boards	1,000.00	Property Taxes Collected	16,668,092.00		STATE EQUALIZED TAX RATE	1.06	8,895,559.00
Municipal Clerk		Payments in Lieu of Taxes			Local District School Taxes		
Financial Administration	17,978.00	Delinquent Tax & Lien Collections	549,030.00		Regional & Consolidated School Tax		
Assessment of Taxes	25,854.00	Business Personality Replacment Taxes	145,260.00		School Taxes in Municipal Budget		
Collection of Taxes	89,139.00	Taxes from Public Utilities	553,216.00		County Taxes	.28	* 2,379,672.53
Planning, Housing & Development	28,410.00	Other Miscellaneous Tax Revenues	1,398,283.00		County Library Taxes		
Human Resources	167,893.00	State Aid Revenues			Local Municipal Purpose Taxes	.75	6,294,424.00
Elections		Federal Aid Revenues			Veteran & Senior Citizen Taxes		93,300.00
General Administration (other)	694,678.00				Total Taxes for Rate Computation	2.09	17,662,955.53
<b>JUDICIARY</b>		Sale of Acquired Property	955,416.00		Special District Taxes		
Municipal Courts	99,900.00	Other Miscellaneous Revenues	20,269,297.00		Bank Corp. Taxes		20,597.00
<b>PUBLIC SAFETY</b>		Total	20,269,297.00		Added and Omitted Taxes		
Fire Protection	175,126.00	Prior Years Surplus Appropriated	700,000.00		Total Taxes Levied - ABSTRACT		17,590,252.53
Police Protection	2,245,996.00	REVENUES TOTAL	20,969,297.00		Total Taxes Billad		17,622,172.00
Civil Defense & Disaster Control	7,500.00	Reserve For Uncollected Taxes	982,768.00		TAXES COLLECTED		16,668,092.00
Environmental Inspection & Control	106,310.00				Taxes Cancelled, Abated or Adjusted		151,657.00
Other Public Safety		CAPITAL OUTLAY TOTAL	937,488.00		Transfer to Tax Title Liens or Foreclosed		180,277.00
<b>PUBLIC WORKS</b>					Ending Balance		622,146.00
Streets and Drainage	662,590.00	Public Enterprises	617.00		<b>PRIOR YEARS TAXES OUTSTANDING</b>		
Sawers and Sewage Processing	1,319,830.00	Recreation-Cultura	205,200.00		Beginning Balance		576,355.00
Garbage and Trash Disposal	942,500.00	Buildings and Grounds	456,665.00		Collected		543,372.00
Public Buildings and Grounds	34,600.00	Library and Education	275,006.00		Cancelled, Abated or Adjusted		
Other Public Works	47,000.00	Conservation			Transfers to Tax Title Liens or Foreclosed		
<b>HEALTH and WELFARE</b>		All Other			Ending Balance		32,983.00
Health Services Except Environmental	140,475.00				TAX TITLE LIENS OUTSTANDING		
Welfare-Public Assistance	25,650.00	CAPITAL DEBT AUTHORIZED, ENDING BALANCE			Beginning Balance		895,528.00
Hospital, Clinics, First Aid		ISSUED AND UNISSUED	GROSS DEBT		Transfer From Taxes		180,277.00
Animal, Insect, & Rodent Control	7,000.00	School	911,000		Redeamed		5,658.00
Other Welfare Services		Self-Liquidating	1,201,796		Cancelled, Abated or Adjusted		
<b>RECREATION and CONSERVATION</b>		Other	6,689,903		Transfers to Foreclosed Property		
Beaches and Boardwalks	10,200.00	Total	8,802,699		Ending Balance		1,070,147.00
Perks, Playgrounds, Shade Trees	236,285.00	ISSUED AND OUTSTANDING			PROPERTY ACQUIRED BY DEED OR FORECLOSURE		
Land Reclamation & Conservation	130,000.00	School	911,000.00		Beginning Balance		16,948.00
Other Recreational Services		Self-Liquidating	1,201,000.00		Transfers From Taxes or Liens		
<b>EDUCATION (excluding schools)</b>		Other	6,410,000.00		Sala for Cash		
Libraries	290,306.00	Total	8,522,000.00		Cancelled, Abated or Adjusted		
Other Educational Services		EQUALIZED VALUATION BASIS			Ending Balance		16,948.00
<b>STATUTORY EXPENDITURES</b>		FOR NET DEBT COMPUTATION	871,662,988		<b>CURRENT FINANCES ENDING BALANCE</b>		
Pensions & F. I. C. A.	409,922.00	REAL PROPERTY VALUATIONS			ASSETS		
Employee Fringe Benefits	764,300.00	Code Class # of Parcels % VAL'N	ASSESSED VALUATION		Cash		1,220,903.00
Other Statutory Expenditures	25,000.00	1 Vacant Land 100 2.16	18,208,600.00		Taxes Receivable		655,129.00
<b>MUNICIPAL FUNCTIONS</b>		2 Residential 2769 71.25	599,457,900.00		Tax Title Liens		1,070,147.00
<b>CAPITAL IMPROVEMENTS</b>		3 Farm	89,854,900.00		Foreclosed Property		16,948.00
<b>DEBT SERVICE</b>		4a Commercial 202 10.68	60,603,500.00		Emergencies & Other Deferred Charges		198,000.00
Principal Payments	300,000.00	4b Industrial 46 7.20	73,197,200.00		State and Federal Aid Receivable		31,465.00
Interest Payments	183,443.00	4c Apartments 78 8.70	841,322,100.00		Other Receivables		32,095.00
<b>DEFERRED CHARGES</b>		Total 3195			Total		3,224,687.00
SCHOOL, COUNTY, SPECIAL DISTRICT TAXES	11,275,231.53	Land Area 1.30 Sq. Miles			<b>LIABILITIES, RESERVES, AND SURPLUS</b>		
RESERVE FOR UNCOLLECTED TAXES	982,768.00	Net Valuation Taxable-Municipal	842,180,617		Cash Liabilities		761,805.00
<b>EXPENDITURES</b>		Net Valuation Taxable-County	838,424,386		Reserves for Receivables		1,774,319.00
TOTAL	21,812,363.53	State Equalized Valuation	843,107,090		Surplus		688,563.00
		State Equalization Ratio	99.89		Total		3,224,687.00

0327

Population 1990 7,056  
Population 1994 7,015  
S & P Rating  
Moody Rating BAA1

General Tax Rate Per \$100. 2.47  
State Equalized Tax Rate 2.42

**PALMYRA BOROUGH - BURLINGTON CO.**  
Form of Government:  
**Borough Council**  
Number of Members on Governing Body - 6

PER CAPITA:  
Gross Debt 1,572.57  
Net Debt 443.56  
Debt Service 37.18  
Total Tax Levy 1,002.05  
Municipal Expenditures 521.05

PER CENT:  
Gross Debt 3.80  
Net Debt 1.07  
Tax Levy Collected 95.89  
Tax Levy Cancelled, Abated or Adjusted .25

EXPENDITURES-CURRENT YEAR		REVENUES REALIZED-CURRENT YEAR			PROPERTY TAXES-CURRENT YEAR	
<b>GENERAL GOVERNMENT</b>					<b>STATE EQUALIZED TAX RATE</b>	
Governing Body & Public Boards		Property Taxes Collected			Local District School Taxes	
Municipal Clerk		Payments In Lieu of Taxes			Regional & Consolidated School Tax	
Financial Administration	10,980.00	Delinquent Tax & Lien Collections			School Taxes In Municipal Budget 1.27	
Assessment of Taxes	9,222.00	Business Personalty Replcement Taxes			County Taxes .53 *	
Collection of Taxes	7,425.00	Taxes from Public Utilities			County Library Taxes .03	
Plenning, Housing & Development	16,688.00	Other Miscellaneous Tax Revenues			Local Municipal Purpose Taxes .59	
Human Resources	66,361.32	State Aid Revenues			Veteran & Senior Citizen Taxes	
Elections		Federal Aid Revenues			Total Taxes for Rate Computation 2.42	
General Administration (other)	499,962.34	Sale of Acquired Property			Special District Taxes	
<b>JUDICIARY</b>		Other Miscellaneous Revenues			Bank Corp. Taxes	
Municipal Courts	55,291.00	Prior Years Surplus Appropriated			Added end Omitted Taxes	
<b>PUBLIC SAFETY</b>		REVENUES TOTAL			Total Taxes Levied - ABSTRACT	
Fire Protection	125,485.90	Reserve For Uncollected Taxes			Total Taxes Billed	
Police Protection	904,035.60	CAPITAL OUTLAY TOTAL			TAXES COLLECTED	
Civil Defense & Disester Control	699.96	Public Enterprises			Taxes Cancelled, Abated or Adjusted	
Environmental Inspection & Control		Recreation-Culture			Transfer to Tax Title Liens or Foreclosed	
Other Public Safety		Public Works			Ending Balance	
<b>PUBLIC WORKS</b>		Buildings and Grounds			PRIOR YEARS TAXES OUTSTANDING	
Streets and Drainage	272,703.14	Library and Education			Beginning Balance	
Sewers and Sewage Processing		Conservation			Collected	
Garbage and Trash Disposal	371,959.00	All Other			Cancelled, Abated or Adjusted	
Public Buildings and Grounds	19,200.00	CAPITAL DEBT AUTHORIZED, ENDING BALANCE			Transfers to Tax Title Liens or Foreclosed	
Other Public Works	21,500.00	ISSUED AND UNISSUED			Ending Balance	
<b>HEALTH and WELFARE</b>		SCHOOL			TAX TITLE LIENS OUTSTANDING	
Health Services Except Environmental	840.00	Self-Liquidating			Beginning Balance	
Welfare-Public Assistance	17,016.68	Other			Transfer From Taxes	
Hospital, Clinics, First Aid		Total			Redeemed	
Animal, Insect, & Rodent Control		ISSUED AND OUTSTANDING			Cancelled, Abated or Adjusted	
Other Welfare Services		SCHOOL			Transfers to Foreclosed Property	
<b>RECREATION and CONSERVATION</b>		Self-Liquidating			Ending Balance	
Beeches and Boardwalks		Other			PROPERTY ACQUIRED BY DEED OR	
Perks, Playgrounds, Shade Trees	19,150.00	Total			FORECLOSURE	
Land Reclamation & Conservation	573.90	EQUALIZED VALUATION BASIS			Beginning Balance	
Other Recreational Services	7,500.00	FOR NET DEBT COMPUTATION			Transfers From Taxes or Liens	
<b>EDUCATION (excluding schools)</b>		REAL PROPERTY VALUATIONS			Sale for Cash	
Libraries	2,000.00	Code Class # of Parcels % VALN			Cancelled, Abated or Adjusted	
Other Educational Services	5,000.00	ASSESSED VALUATION			Ending Balance	
<b>STATUTORY EXPENDITURES</b>		1 Vacant Land 171 2.21			CURRENT FINANCES ENDING BALANCE	
Pensions & F. I. C. A.	133,029.44	2 Residential 2436 81.50			ASSETS	
Employee Fringe Benefits	419,750.00	3 Farm			Cash	
Other Statutory Expenditures		4a Commercial 120 8.29			Taxes Receivable	
<b>MUNICIPAL FUNCTIONS</b>		4b Industrial 27 2.71			Tax Title Liens	
CAPITAL IMPROVEMENTS	2,986,373.28	4c Apartments 89 5.30			Foreclosed Property	
DEBT SERVICE	90,000.00	Total 2843			Emergencies & Other Deferred Charges	
Principal Payments	175,000.00	Land Area 1.92 Sq. Miles			State and Federal Aid Receivable	
Interest Payments	85,791.25	Net Valuation Taxable-Municipal			Other Receivables	
<b>DEFERRED CHARGES</b>		Net Valuation Taxable-County			Total	
SCHOOL, COUNTY, SPECIAL DISTRICT TAXES	13,200.00	State Equalized Valuation			LIABILITIES, RESERVES, AND SURPLUS	
RESERVE FOR UNCOLLECTED TAXES	5,317,003.87	State Equalization Ratio			Cash Liabilities	
EXPENDITURES TOTAL	8,972,165.15				Reserves for Receivables	
					Surplus	
					Total	

\*Includes County Health Service Taxes or County Open Space Tax See Table 13.

Population 1990 **25,067**  
 Population 1994 **25,193**  
 S & P Rating **AA**  
 Moody Rating **AAA**

General Tax Rate Per \$100. **1.90**  
 State Equalized Tax Rate **1.64**

**PARAMOROUGH - BERGEN COUNTY**  
 Form of Government:  
**Borough Council**  
 Number of Members on Governing Body - 6

PER CAPITA:  
 Gross Debt **919.82**  
 Net Debt **544.28**  
 Debt Service **99.18**  
 Total Tax Levy **2,266.95**  
 Municipal Expenditures **1,079.44**

PER CENT:  
 Gross Debt **.66**  
 Net Debt **.39**  
 Tax Levy Collected **98.09**  
 Tax Levy Cancelled, Abated or Adjusted **.97**

EXPENDITURES-CURRENT YEAR		REVENUES REALIZED-CURRENT YEAR		PROPERTY TAXES-CURRENT YEAR		
<b>GENERAL GOVERNMENT</b>				<b>STATE EQUALIZED TAX RATE</b> <b>1.64</b>		
Governing Body & Public Boards	52,700.00	Property Taxes Collected	56,226,013.27	Local District School Taxes	31,649,051.50	
Municipal Clerk	158,000.00	Payments in Lieu of Taxes		Regional & Consolidated School Tax		
Financial Administration	288,000.00	Delinquent Tax & Lien Collections	813,707.69	School Taxes in Municipal Budget		
Assessment of Taxes	391,900.00	Business Personalty Replacement Taxes	1,237,719.44	County Taxes	.25 * 8,606,730.68	
Collection of Taxes	119,500.00	Taxes from Public Utilities	2,571,623.00	County Library Taxes		
Planning, Housing & Development	127,145.00	Other Miscellaneous Tax Revenues	563,172.36	Local Municipal Purpose Taxes	.48 16,701,347.56	
Human Resources	182,565.00	State Aid Revenues	1,545,772.06	Veteran & Senior Citizen Taxes	244,450.00	
Elections		Federal Aid Revenues		Total Taxes for Rate Computation	1.64 57,201,579.74	
General Administration (other)	2,931,800.00			Special District Taxes		
<b>JUDICIARY</b>		Sale of Acquired Property		Bank Corp. Taxes		
Municipal Courts	380,631.48	Other Miscellaneous Revenues	2,080,852.06	Added and Omitted Taxes	154,184.39	
<b>PUBLIC SAFETY</b>		Total	65,038,859.88	Total Taxes Levied - ABSTRACT	57,111,314.13	
Fire Protection	926,782.80	Prior Years Surplus Appropriated	2,620,020.00	Total Taxes Billed	57,320,447.12	
Police Protection	7,979,868.00	REVENUES TOTAL	67,658,879.88	TAXES COLLECTED	56,226,013.27	
Civil Defense & Disaster Control	25,000.00	Reserve For Uncollected Taxes	2,070,947.53	Taxes Cancelled, Abated or Adjusted	210,135.60	
Environmental Inspection & Control	327,250.00	CAPITAL OUTLAY TOTAL	2,055,052.63	Transfer to Tax Title Liens or Foreclosed	17,863.80	
Other Public Safety				Ending Balance	866,434.45	
<b>PUBLIC WORKS</b>		Public Enterprises	354,070.93	<b>PRIOR YEARS TAXES OUTSTANDING</b>		
Streets and Drainage	1,767,035.66	Recreation-Culture	9,471.72	Beginning Balance	1,104,734.00	
Sewers and Sewage Processing		Public Works	847,826.37	Collected	813,707.69	
Garbage and Trash Disposal	2,120,000.00	Buildings and Grounds	843,339.11	Cancelled, Abated or Adjusted	51,014.83	
Public Buildings and Grounds	235,900.00	Library and Education	344.50	Transfers to Tax Title Liens or Foreclosed	4,862.00	
Other Public Works	120,000.00	Conservation		Ending Balance	235,149.48	
<b>HEALTH and WELFARE</b>		All Other		<b>TAX TITLE LIENS OUTSTANDING</b>		
Health Services Except Environmental	371,000.00	CAPITAL DEBT AUTHORIZED, ENDING BALANCE		Beginning Balance	52,773.52	
Welfare-Public Assistance	71,000.00	ISSUED AND UNISSUED	GROSS DEBT	Transfer From Taxes	22,725.80	
Hospital, Clinics, First Aid	103,100.00	School	3,650,000	Redeemed		
Animal, Insect, & Rodent Control	66,100.00	Self-Liquidating	5,355,358	Cancelled, Abated or Adjusted		
Other Welfare Services		Other	14,167,551	Transfers to Foreclosed Property		
<b>RECREATION and CONSERVATION</b>		Total	23,172,909	Ending Balance	75,499.32	
Beaches and Boardwalks		ISSUED AND OUTSTANDING		<b>PROPERTY ACQUIRED BY DEED OR FORECLOSURE</b>		
Parks, Playgrounds, Shade Trees	904,400.00	School	3,650,000.00	Beginning Balance		
Land Reclamation & Conservation	559,473.49	Self-Liquidating	3,031,188.12	Transfers From Taxes or Liens		
Other Recreational Services	43,960.00	Other	12,438,000.00	Sale for Cash		
<b>EDUCATION (excluding schools)</b>		Total	19,119,188.12	Cancelled, Abated or Adjusted		
Libraries	1,135,526.00	EQUALIZED VALUATION BASIS FOR NET DEBT COMPUTATION	3,493,105,228	Ending Balance		
Other Educational Services		REAL PROPERTY VALUATIONS		<b>CURRENT FINANCES ENDING BALANCE</b>		
<b>STATUTORY EXPENDITURES</b>		Code	Class	# of Parcels	% VAL'N	ASSESSED VALUATION
Pensions & F. I. C. A.	1,231,041.00	1	Vacant Land	271	1.47	44,197,200.00
Employee Fringe Benefits		2	Residential	7508	51.97	1,559,244,600.00
Other Statutory Expenditures		3	Farm	13	.03	1,057,000.00
<b>MUNICIPAL FUNCTIONS</b>		4a	Commercial	422	43.11	1,293,384,500.00
CAPITAL IMPROVEMENTS	110,000.00	4b	Industrial	36	3.41	102,176,600.00
DEBT SERVICE		4c	Apartments			
Principal Payments	1,796,000.00	Total	8250			3,000,059,900.00
Interest Payments	702,595.00	Lend Area	10.35	Sq. Miles		
<b>DEFERRED CHARGES</b>		Net Valuation Taxable-Municipal				3,008,750,670
SCHOOL, COUNTY, SPECIAL DISTRICT TAXES	40,255,782.18	Net Valuation Taxable-County				3,061,756,236
RESERVE FOR UNCOLLECTED TAXES	2,070,947.53	State Equalized Valuation				3,493,890,468
EXPENDITURES TOTAL	67,450,023.14	State Equalization Ratio				86.08

\*Includes County Health Service Taxes or County Open Space Tax. See Table 13.

0247

Population 1990 8,102  
 Population 1994 8,235  
 S & P Rating  
 Moody Rating A1

General Tax Rate Per \$100. 1.99  
 State Equalized Tax Rate 1.95

**PARK RIDGE BOROUGH - BERGEN COUNTY**  
 Form of Government:  
**Borough Council**  
 Number of Members on Governing Body - 6

PER CAPITA: Gross Debt 1,389.10  
 Net Debt 889.08  
 Debt Service 122.90  
 Total Tax Levy 2,023.74  
 Municipal Expenditures 884.11  
 PER CENT: Gross Debt 1.36  
 Net Debt .87  
 Tax Levy Collected 98.12  
 Tax Levy Cancelled, Abated or Adjusted .64

EXPENDITURES-CURRENT YEAR		REVENUES REALIZED-CURRENT YEAR		PROPERTY TAXES-CURRENT YEAR	
<b>GENERAL GOVERNMENT</b>		<b>REVENUES REALIZED-CURRENT YEAR</b>		<b>STATE EQUALIZED TAX RATE</b>	
Governing Body & Public Boards	12,598.00	Property Taxes Collected	16,394,784.73	Local District School Taxes	1.09
Municipal Clerk		Payments in Lieu of Taxes	400,000.00	Regional & Consolidated School Tax	
Financial Administration	15,750.00	Delinquent Tax & Lien Collections	227,809.47	School Taxes in Municipal Budget	
Assessment of Taxes	36,650.00	Business Personality Replacement Taxes	84,358.96	County Taxes	.28 *
Collection of Taxes	106,759.00	Taxes from Public Utilities	241,708.39	County Library Taxes	
Planning, Housing & Development	77,139.00	Other Miscellaneous Tax Revenues		Local Municipal Purpose Taxes	.56
Human Resources	88,330.00	State Aid Revenues	387,240.29	Veteran & Senior Citizen Taxes	
Elections		Federal Aid Revenues		Total Taxes for Rate Computation	1.93
General Administration (other)	545,743.00			Special District Taxes	
<b>JUDICIARY</b>		Sale of Acquired Property		Bank Corp. Taxes	
Municipal Courts	71,173.00	Other Miscellaneous Revenues	1,255,192.56	Added and Omitted Taxes	88,819.85
<b>PUBLIC SAFETY</b>				Total Taxes Levied - ABSTRACT	16,665,522.37
Fire Protection	115,835.00	Prior Years Surplus Appropriated	450,000.00	Total Taxes Billed	16,709,043.78
Police Protection	1,492,583.00	<b>REVENUES TOTAL</b>	<b>19,441,094.40</b>	<b>TAXES COLLECTED</b>	<b>16,394,784.73</b>
Civil Defense & Disaster Control	2,525.00	Reserve For Uncollected Taxes	328,753.00	Taxes Cancelled, Abated or Adjusted	106,769.46
Environmental Inspection & Control	60,968.00			Transfer to Tax Title Liens or Foreclosed	
Other Public Safety		<b>CAPITAL OUTLAY TOTAL</b>	<b>1,127,228.48</b>	Ending Balance	207,489.59
<b>PUBLIC WORKS</b>				<b>PRIOR YEARS TAXES OUTSTANDING</b>	
Streets and Drainage	540,177.00	Public Enterprises	3,395.00	Beginning Balance	231,627.10
Sewers and Sewage Processing	808,082.00	Recreation-Culture		Collected	227,809.47
Garbage and Trash Disposal	753,288.00	Public Works	612,549.09	Cancelled, Abated or Adjusted	
Public Buildings and Grounds	62,603.00	Buildings and Grounds	711,284.39	Transfers to Tax Title Liens or Foreclosed	
Other Public Works		Library and Education		Ending Balance	3,817.63
<b>HEALTH and WELFARE</b>		Conservation		<b>TAX TITLE LIENS OUTSTANDING</b>	
Health Services Except Environmental	65,294.00	All Other		Beginning Balance	
Welfare-Public Assistance	7,550.00			Transfer From Taxes	
Hospital, Clinics, First Aid		<b>CAPITAL DEBT AUTHORIZED, ENDING BALANCE</b>		Redeemed	
Animal, Insect, & Rodent Control		<b>ISSUED AND UNISSUED</b>		Cancelled, Abated or Adjusted	
Other Welfare Services	300.00	School	275,000	Transfers to Foreclosed Property	
<b>RECREATION and CONSERVATION</b>		Self-Liquidating	3,787,491	Ending Balance	
Beaches and Boardwalks		Other	7,376,785	<b>PROPERTY ACQUIRED BY DEED OR</b>	
Parks, Playgrounds, Shade Trees	7,421.00	Total	11,439,276	<b>FORECLOSURE</b>	
Land Reclamation & Conservation	71,090.00	<b>ISSUED AND OUTSTANDING</b>		Beginning Balance	104,800.00
Other Recreational Services	35,405.00	School	275,000.00	Transfers From Taxes or Liens	
<b>EDUCATION (excluding schools)</b>		Self-Liquidating	1,911,562.73	Sale for Cash	
Libraries	279,241.00	Other	6,735,000.00	Cancelled, Abated or Adjusted	
Other Educational Services	300.00	Total	8,921,562.73	Ending Balance	104,800.00
<b>STATUTORY EXPENDITURES</b>		<b>EQUALIZED VALUATION BASIS</b>		<b>CURRENT FINANCES ENDING BALANCE</b>	
Pensions & F. I. C. A.	299,565.00	<b>FOR NET DEBT COMPUTATION</b>	<b>839,328,291</b>	<b>ASSETS</b>	
Employee Fringe Benefits	370,247.00	<b>REAL PROPERTY VALUATIONS</b>		Cash	1,144,542.96
Other Statutory Expenditures		Code Class # of Parcels % VAL'N	<b>ASSESSED VALUATION</b>	Taxes Receivable	211,307.22
<b>MUNICIPAL FUNCTIONS</b>		1 Vacant Land 217 2.64	21,975,200.00	Tax Title Liens	
<b>CAPITAL IMPROVEMENTS</b>		2 Residential 2686 77.32	643,483,415.00	Foreclosed Property	104,800.00
<b>DEBT SERVICE</b>		3 Farm		Emergencies & Other Deferred Charges	
Principal Payments	640,000.00	4e Commercial 95 18.30	152,317,200.00	State and Federal Aid Receivable	4,716.00
Interest Payments	372,063.00	4b Industrial 6 .64	5,352,800.00	Other Receivables	24,726.00
		4c Apartments 9 1.09	9,063,800.00	Total	1,490,092.18
		Total 3013	832,192,415.00	<b>LIABILITIES, RESERVES, AND SURPLUS</b>	
<b>DEFERRED CHARGES</b>		Land Area 2.58 Sq. Miles		Cash Liabilities	396,706.76
SCHOOL, COUNTY, SPECIAL DISTRICT TAXES	11,753,452.52	Net Valuation Taxable-Municipal	835,187,132	Reserves for Receivables	340,833.22
RESERVE FOR UNCOLLECTED TAXES	328,753.00	Net Valuation Taxable-County	843,282,958	Surplus	752,552.20
<b>EXPENDITURES TOTAL</b>	<b>19,034,131.52</b>	State Equalized Valuation	854,429,559	Total	1,490,092.18
		State Equalization Ratio	97.74		

1429

**PARSIPPANY-TROY HILLS TWP. - MORRIS  
CO.**

PER CAPITA:

PER CENT:

Population 1990 **48,478**  
Population 1994 **49,364**  
S & P Rating **AA-**  
Moody Rating **AA**

General Tax Rate Per \$100. **3.80**  
State Equalized Tax Rate **2.17**

Form of Government:

Mayor-Council Plan E (OMCL 50)

Number of Members on Governing Body - 5

Gross Debt	<b>2,950.31</b>	Gross Debt	<b>3.42</b>
Net Debt	<b>1,949.25</b>	Net Debt	<b>2.26</b>
Debt Service	<b>161.40</b>	Tax Levy Collected	<b>97.50</b>
Total Tax Levy	<b>1,846.52</b>	Tax Levy Cancelled, Abated or Adjusted	<b>.77</b>
Municipal Expenditures	<b>791.72</b>		

EXPENDITURES-CURRENT YEAR	REVENUES REALIZED-CURRENT YEAR	PROPERTY TAXES-CURRENT YEAR	
<b>GENERAL GOVERNMENT</b>		STATE EQUALIZED TAX RATE <b>2.34</b>	
Governing Body & Public Boards		Local District School Taxes	<b>55,147,905.50</b>
Municipal Clerk		Regional & Consolidated School Tax	
Financial Administration	<b>558,311.00</b>	School Taxes in Municipal Budget	
Assessment of Taxes		County Taxes	<b>.31 * 12,797,875.01</b>
Collection of Taxes	<b>187,657.00</b>	County Library Taxes	
Planning, Housing & Development	<b>336,733.00</b>	Local Municipal Purpose Taxes	<b>.52 21,349,165.00</b>
Human Resources		Veteran & Senior Citizen Taxes	<b>220,200.00</b>
Elections		Total Taxes for Rate Computation	<b>2.17 89,515,145.51</b>
General Administration (other)	<b>3,812,940.00</b>	Special District Taxes	<b>1,358,636.21</b>
<b>JUDICIARY</b>		Bank Corp. Taxes	
Municipal Courts	<b>326,503.00</b>	Added and Omitted Taxes	<b>498,183.74</b>
<b>PUBLIC SAFETY</b>		Total Taxes Levied - ABSTRACT	<b>91,151,765.46</b>
Fire Protection	<b>226,272.00</b>	Total Taxes Billed	<b>91,360,415.14</b>
Police Protection	<b>8,739,058.58</b>	<b>TAXES COLLECTED</b>	<b>89,078,943.95</b>
Civil Defense & Disaster Control	<b>29,988.00</b>	Taxes Cancelled, Abated or Adjusted	<b>706,069.57</b>
Environmental Inspection & Control	<b>1,075,073.00</b>	Transfer to Tax Title Liens or Foreclosed	<b>8,680.77</b>
Other Public Safety		Ending Balance	<b>1,566,720.85</b>
<b>PUBLIC WORKS</b>		<b>PRIOR YEARS TAXES OUTSTANDING</b>	
Streets and Drainage	<b>934,935.59</b>	Beginning Balance	<b>1,449,870.61</b>
Sewers and Sewage Processing		Collected	<b>1,390,062.88</b>
Garbage and Trash Disposal	<b>3,584,608.00</b>	Cancelled, Abated or Adjusted	
Public Buildings and Grounds	<b>556,964.00</b>	Transfers to Tax Title Liens or Foreclosed	<b>28,140.45</b>
Other Public Works	<b>1,999,954.00</b>	Ending Balance	<b>31,667.28</b>
<b>HEALTH and WELFARE</b>		<b>TAX TITLE LIENS OUTSTANDING</b>	
Health Services Except Environmental	<b>13,828.00</b>	Beginning Balance	<b>264,302.70</b>
Welfare-Public Assistance	<b>604,293.00</b>	Transfer From Taxes	<b>37,756.35</b>
Hospital, Clinics, First Aid		Redeemed	<b>198,294.45</b>
Animal, Insect, & Rodent Control	<b>87,300.00</b>	Cancelled, Abated or Adjusted	<b>10,292.99</b>
Other Welfare Services		Transfers to Foreclosed Property	<b>1,745.35</b>
<b>RECREATION and CONSERVATION</b>		Ending Balance	<b>91,726.26</b>
Beeches and Boardwalks		<b>PROPERTY ACQUIRED BY DEED OR</b>	
Parks, Playgrounds, Shade Trees	<b>1,356,672.00</b>	<b>FORECLOSURE</b>	
Land Reclamation & Conservation		Beginning Balance	<b>1,455,500.00</b>
Other Recreational Services	<b>366,343.00</b>	Transfers From Taxes or Liens	
<b>EDUCATION (excluding schools)</b>		Sale for Cash	
Libraries	<b>1,426,000.00</b>	Cancelled, Abated or Adjusted	
Other Educational Services		Ending Balance	<b>1,455,500.00</b>
<b>STATUTORY EXPENDITURES</b>		<b>CURRENT FINANCES ENDING BALANCE</b>	
Pensions & F. I. C. A.	<b>1,740,994.00</b>	<b>ASSETS</b>	
Employee Fringe Benefits		Cash	<b>7,079,310.83</b>
Other Statutory Expenditures		Taxes Receivable	<b>1,598,388.13</b>
<b>MUNICIPAL FUNCTIONS</b>		Tax Title Liens	<b>91,726.26</b>
<b>CAPITAL IMPROVEMENTS</b>	<b>30,000.00</b>	Foreclosed Property	<b>1,455,500.00</b>
<b>DEBT SERVICE</b>		Emergencies & Other Deferred Charges	<b>5,000.00</b>
Principal Payments	<b>4,632,011.05</b>	State and Federal Aid Receivable	<b>22,775.10</b>
Interest Payments	<b>3,335,161.79</b>	Other Receivables	<b>104,404.82</b>
<b>DEFERRED CHARGES</b>	<b>491,860.58</b>	Total	<b>10,357,105.14</b>
<b>SCHOOL, COUNTY, SPECIAL DISTRICT TAXES</b>	<b>69,304,416.72</b>	<b>LIABILITIES, RESERVES, AND SURPLUS</b>	
<b>RESERVE FOR UNCOLLECTED TAXES</b>	<b>2,659,000.00</b>	Cash Liabilities	<b>5,353,851.09</b>
<b>EXPENDITURES</b>	<b>108,386,877.31</b>	Reserves for Receivables	<b>3,250,019.21</b>
		Surplus	<b>1,753,234.84</b>
		Total	<b>10,357,105.14</b>

REVENUES REALIZED-CURRENT YEAR				PROPERTY TAXES-CURRENT YEAR	
Property Taxes Collected		STATE EQUALIZED TAX RATE <b>2.34</b>			
Payments in Lieu of Taxes		Local District School Taxes	<b>55,147,905.50</b>		
Delinquent Tax & Lien Collections	<b>1,588,357.33</b>	Regional & Consolidated School Tax			
Business Personality Replacement Taxes	<b>487,669.84</b>	School Taxes in Municipal Budget			
Taxes from Public Utilities	<b>2,637,947.00</b>	County Taxes	<b>.31 * 12,797,875.01</b>		
Other Miscellaneous Tax Revenues	<b>1,080,902.52</b>	County Library Taxes			
State Aid Revenues	<b>2,209,481.16</b>	Local Municipal Purpose Taxes	<b>.52 21,349,165.00</b>		
Federal Aid Revenues		Veteran & Senior Citizen Taxes	<b>220,200.00</b>		
Sale of Acquired Property	<b>13,500.00</b>	Total Taxes for Rate Computation	<b>2.17 89,515,145.51</b>		
Other Miscellaneous Revenues	<b>4,915,441.45</b>	Special District Taxes	<b>1,358,636.21</b>		
Total	<b>102,148,243.25</b>	Bank Corp. Taxes			
Prior Years Surplus Appropriated	<b>5,000,000.00</b>	Added and Omitted Taxes	<b>498,183.74</b>		
<b>REVENUES</b>	<b>107,148,243.25</b>	Total Taxes Levied - ABSTRACT	<b>91,151,765.46</b>		
Reserve For Uncollected Taxes	<b>2,659,000.00</b>	Total Taxes Billed	<b>91,360,415.14</b>		
<b>CAPITAL OUTLAY</b>	<b>7,444,617.07</b>	<b>TAXES COLLECTED</b>	<b>89,078,943.95</b>		
Public Enterprises	<b>3,076,255.40</b>	Taxes Cancelled, Abated or Adjusted	<b>706,069.57</b>		
Recreation-Culture	<b>121,818.22</b>	Transfer to Tax Title Liens or Foreclosed	<b>8,680.77</b>		
Public Works	<b>1,567,931.75</b>	Ending Balance	<b>1,566,720.85</b>		
Buildings and Grounds	<b>2,678,611.70</b>	<b>PRIOR YEARS TAXES OUTSTANDING</b>			
Library and Education		Beginning Balance	<b>1,449,870.61</b>		
Conservation		Collected	<b>1,390,062.88</b>		
All Other		Cancelled, Abated or Adjusted			
<b>CAPITAL DEBT AUTHORIZED, ENDING BALANCE</b>		Transfers to Tax Title Liens or Foreclosed	<b>28,140.45</b>		
ISSUED AND UNISSUED		Ending Balance	<b>31,667.28</b>		
School		<b>TAX TITLE LIENS OUTSTANDING</b>			
Self-Liquidating	<b>68,014,291</b>	Beginning Balance	<b>264,302.70</b>		
Other	<b>77,624,772</b>	Transfer From Taxes	<b>37,756.35</b>		
Total	<b>145,639,063</b>	Redeemed	<b>198,294.45</b>		
ISSUED AND OUTSTANDING		Cancelled, Abated or Adjusted	<b>10,292.99</b>		
School		Transfers to Foreclosed Property	<b>1,745.35</b>		
Self-Liquidating		Ending Balance	<b>91,726.26</b>		
Other		<b>PROPERTY ACQUIRED BY DEED OR</b>			
Total		<b>FORECLOSURE</b>			
		Beginning Balance	<b>1,455,500.00</b>		
<b>EQUALIZED VALUATION BASIS</b>		Transfers From Taxes or Liens			
<b>FOR NET DEBT COMPUTATION</b>	<b>4,263,928.008</b>	Sale for Cash			
<b>REAL PROPERTY VALUATIONS</b>		Cancelled, Abated or Adjusted			
Code Class # of Percels % VAL'N		Ending Balance	<b>1,455,500.00</b>		
1 Vacant Land 686 1.87		<b>CURRENT FINANCES ENDING BALANCE</b>			
2 Residential 11721 47.45		<b>ASSETS</b>			
3 Farm 6 .02		Cash	<b>7,079,310.83</b>		
4a Commercial 560 37.91		Taxes Receivable	<b>1,598,388.13</b>		
4b Industrial 57 5.36		Tax Title Liens	<b>91,726.26</b>		
4c Apartments 31 7.40		Foreclosed Property	<b>1,455,500.00</b>		
Total 13061		Emergencies & Other Deferred Charges	<b>5,000.00</b>		
		State and Federal Aid Receivable	<b>22,775.10</b>		
		Other Receivables	<b>104,404.82</b>		
		Total	<b>10,357,105.14</b>		
		<b>LIABILITIES, RESERVES, AND SURPLUS</b>			
Land Area 24.30 Sq. Miles		Cash Liabilities	<b>5,353,851.09</b>		
Net Valuation Taxable-Municipal	<b>2,348,978,161</b>	Reserves for Receivables	<b>3,250,019.21</b>		
Net Valuation Taxable-County	<b>4,179,559,927</b>	Surplus	<b>1,753,234.84</b>		
State Equalized Valuation	<b>4,094,522,901</b>	Total	<b>10,357,105.14</b>		
State Equalization Ratio	<b>57.23</b>				

\*Includes County Health Service Taxes or County Open Space Tax. See Table 13.

1607

Population 1990 58,041  
 Population 1994 58,523  
 S & P Rating A  
 Moody Rating AAA

General Tax Rate Per \$100 4.00  
 State Equalized Tax Rate 3.98

**PASSAIC CITY - PASSAIC COUNTY**  
 Form of Government:  
**Mayor-Council Plan B (OMCL 50)**  
 Number of Members on Governing Body - 7

PER CAPITA:  
 Gross Debt 732.95  
 Net Debt 459.31  
 Debt Service 43.34  
 Total Tax Levy 925.59  
 Municipal Expenditures 997.08

PER CENT:  
 Gross Debt 3.21  
 Net Debt 2.01  
 Tax Levy Collected 90.23  
 Tax Levy Cancelled, Abated or Adjusted .31

EXPENDITURES-CURRENT YEAR		REVENUES REALIZED-CURRENT YEAR		PROPERTY TAXES-CURRENT YEAR	
<b>GENERAL GOVERNMENT</b>		<b>REVENUES REALIZED-CURRENT YEAR</b>		<b>PROPERTY TAXES-CURRENT YEAR</b>	
Governing Body & Public Boards	150,566.00	Property Taxes Collected	48,426,391.00	<b>STATE EQUALIZED TAX RATE</b>	
Municipal Clerk	210,336.00	Payments in Lieu of Taxes	306,615.00	Local District School Taxes	1.10
Financial Administration	531,326.00	Delinquent Tax & Lien Collections	2,812,624.00	Regional & Consolidated School Tax	
Assessment of Taxes	2,527,422.00	Business Personality Replacement Taxes	2,280,207.00	School Taxes in Municipal Budget	
Collection of Taxes	190,895.00	Taxes from Public Utilities	2,240,032.00	County Taxes	.58 *
Planning, Housing & Development	648,652.00	Other Miscellaneous Tax Revenues	249,708.00	County Library Taxes	
Human Resources	3,496,886.00	State Aid Revenues	11,269,207.00	Local Municipal Purpose Taxes	2.31
Elections	20,000.00	Federal Aid Revenues	1,181,080.00	Veteran & Senior Citizen Taxes	
General Administration (other)	6,612,226.00			Total Taxes for Rate Computation	3.99
<b>JUDICIARY</b>				Special District Taxes	
Municipal Courts	557,392.00	Sale of Acquired Property	7,895,871.00	Bank Corp. Taxes	
<b>PUBLIC SAFETY</b>		Other Miscellaneous Revenues	7,895,871.00	Added and Omitted Taxes	440,383.00
Fire Protection	7,026,579.00	Total	76,661,735.00	Total Taxes Levied - ABSTRACT	54,168,431.04
Police Protection	8,041,031.00	Prior Years Surplus Appropriated	402,274.00	Total Taxes Billed	53,669,827.00
Civil Defense & Disaster Control	25,440.00	<b>REVENUES TOTAL</b>	<b>77,064,009.00</b>	<b>TAXES COLLECTED</b>	<b>48,426,391.00</b>
Environmental Inspection & Control	293,439.00	Reserve For Uncollected Taxes	5,787,141.00	Taxes Cancelled, Abated or Adjusted	164,956.00
Other Public Safety		<b>CAPITAL OUTLAY TOTAL</b>	<b>1,263,410.00</b>	Transfer to Tax Title Liens or Foreclosed	399,189.00
<b>PUBLIC WORKS</b>				Ending Balance	4,679,291.00
Streets and Drainage	2,385,055.00	Public Enterprises		<b>PRIOR YEARS TAXES OUTSTANDING</b>	
Sewers and Sewage Processing	127,000.00	Recreation-Culture		Beginning Balance	3,142,463.00
Garbage and Trash Disposal	4,718,780.00	Public Works		Collected	2,677,164.00
Public Buildings and Grounds	821,089.00	Buildings and Grounds	1,263,410.00	Cancelled, Abated or Adjusted	139,606.00
Other Public Works	90,000.00	Library and Education		Transfers to Tax Title Liens or Foreclosed	107,725.00
<b>HEALTH and WELFARE</b>		Conservation		Ending Balance	217,968.00
Health Services Except Environmental	1,174,554.00	All Other		<b>TAX TITLE LIENS OUTSTANDING</b>	
Welfare-Public Assistance	170,500.00			Beginning Balance	2,192,151.00
Hospital, Clinics, First Aid	20,000.00	<b>CAPITAL DEBT AUTHORIZED, ENDING BALANCE</b>		Transfer From Taxes	538,874.00
Animal, Insect, & Rodent Control	93,091.00	ISSUED AND UNISSUED		Redeemed	1,450,432.00
Other Welfare Services	27,386.00	School	16,014,000	Cancelled, Abated or Adjusted	
<b>RECREATION and CONSERVATION</b>		Self-Liquidating		Transfers to Foreclosed Property	
Beaches and Boardwalks		Other	26,880,375	Ending Balance	1,280,593.00
Parks, Playgrounds, Shade Trees	48,043.00	Total	42,894,375	<b>PROPERTY ACQUIRED BY DEED OR FORECLOSURE</b>	
Land Reclamation & Conservation	18,220.00	ISSUED AND OUTSTANDING		Beginning Balance	744,791.00
Other Recreational Services	355,417.00	School	16,014,000.00	Transfers From Taxes or Liens	
<b>EDUCATION (excluding schools)</b>		Self-Liquidating		Sale for Cash	
Libraries	1,150,000.00	Other	26,878,000.00	Cancelled, Abated or Adjusted	
Other Educational Services		Total	42,892,000.00	Ending Balance	744,791.00
<b>STATUTORY EXPENDITURES</b>		<b>EQUALIZED VALUATION BASIS FOR NET DEBT COMPUTATION</b>	<b>1,334,987,688</b>	<b>CURRENT FINANCES ENDING BALANCE</b>	
Pensions & F. I. C. A.	3,456,500.00	<b>REAL PROPERTY VALUATIONS</b>		<b>ASSETS</b>	
Employee Fringe Benefits	3,657,389.00	Code Class # of Parcels % VAL'N	ASSESSED VALUATION	Cash	23,167,267.00
Other Statutory Expenditures	50,000.00	1 Vacant Land 313 .48	6,272,400.00	Taxes Receivable	4,830,235.00
<b>MUNICIPAL FUNCTIONS TOTAL</b>	<b>48,695,211.00</b>	2 Residential 6123 57.65	758,915,000.00	Tax Title Liens	1,605,230.00
<b>CAPITAL IMPROVEMENTS *MEMO*</b>	<b>88,000.00</b>	3 Farm		Foreclosed Property	744,791.00
<b>DEBT SERVICE</b>		4a Commercial 1277 21.85	287,672,600.00	Emergencies & Other Deferred Charges	
Principal Payments	1,125,000.00	4b Industrial 133 8.48	111,637,200.00	State and Federal Aid Receivable	2,763,636.00
Interest Payments	1,411,155.00	4c Apartments 390 11.54	151,953,300.00	Other Receivables	
<b>DEFERRED CHARGES</b>	<b>1,333,394.00</b>	Total 8236	1,316,450,500.00	Total	33,111,159.00
<b>SCHOOL, COUNTY, SPECIAL DISTRICT TAXES</b>	<b>22,592,054.04</b>	Land Area 3.20 Sq Miles		<b>LIABILITIES, RESERVES, AND SURPLUS</b>	
<b>RESERVE FOR UNCOLLECTED TAXES</b>	<b>5,787,141.00</b>	Net Valuation Taxable-Municipal	1,340,801,900	Cash Liabilities	23,765,586.00
<b>EXPENDITURES TOTAL</b>	<b>80,943,955.04</b>	Net Valuation Taxable-County	1,387,418,415	Reserves for Receivables	7,180,256.00
		State Equalized Valuation	1,347,113,128	Surplus	2,165,317.00
		State Equalization Ratio	99.53	Total	33,111,159.00

1430

Population 1990 7,826  
 Population 1994 8,009  
 S & P Rating AA  
 Moody Rating A1

General Tax Rate Per \$100. 2.97  
 State Equalized Tax Rate 1.96

LONG HILL TOWNSHIP - MORRIS COUNTY

Form of Government:  
 Township Committee

Number of Members on Governing Body - 5

PER CAPITA

Gross Debt 3,047.88  
 Net Debt 1,866.52  
 Debt Service 143.99  
 Total Tax Levy 1,852.49  
 Municipal Expenditures 973.85

PER CENT:

Gross Debt 3.43  
 Net Debt 2.10  
 Tax Levy Collected 97.98  
 Tax Levy Cancelled, Abated or Adjusted .13

EXPENDITURES-CURRENT YEAR		REVENUES REALIZED-CURRENT YEAR			PROPERTY TAXES-CURRENT YEAR	
<b>GENERAL GOVERNMENT</b>		<b>REVENUES REALIZED-CURRENT YEAR</b>			<b>PROPERTY TAXES-CURRENT YEAR</b>	
Governing Body & Public Boards		Property Taxes Collected		STATE EQUALIZED TAX RATE		
Municipal Clerk		Payments In Lieu of Taxes		Local District School Taxes	.84	6,373,326.00
Financial Administration	133,435.50	Delinquent Tax & Lien Collections	337,267.56	Regional & Consolidated School Tax	.28	2,155,843.90
Assessment of Taxes	28,023.00	Business Personality Replacement Taxes	107,170.96	School Taxes in Municipal Budget		
Collection of Taxes	46,350.00	Taxes from Public Utilities	1,427,785.00	County Taxes	.30 *	2,287,010.09
Planning, Housing & Development	161,462.00	Other Miscellaneous Tax Revenues		County Library Taxes		
Human Resources	99,977.00	State Aid Revenues	443,256.13	Local Municipal Purpose Taxes	.51	3,858,040.61
Elections		Federal Aid Revenues		Veteran & Senior Citizen Taxes		56,600.00
General Administration (other)	712,418.39			Total Taxes for Rate Computation	1.93	14,730,820.60
<b>JUDICIARY</b>		Sale of Acquired Property		Special District Taxes		
Municipal Courts	56,960.00	Other Miscellaneous Revenues		Bank Corp. Taxes		
<b>PUBLIC SAFETY</b>		Total	18,443,878.95	Added and Omitted Taxes		162,363.48
Fire Protection	193,139.10	Prior Years Surplus Appropriated	792,120.80	Total Taxes Levied - ABSTRACT		14,836,584.08
Police Protection	1,433,141.53	REVENUES TOTAL	19,235,999.75	Total Taxes Billed		14,883,317.00
Civil Defense & Disaster Control		Reserve For Uncollected Taxes	730,652.03	TAXES COLLECTED		14,582,944.50
Environmental Inspection & Control	111,135.00			Taxes Cancelled, Abated or Adjusted		19,972.12
Other Public Safety		<b>CAPITAL OUTLAY TOTAL</b>	<b>382,504.16</b>	Transfer to Tax Title Liens or Foreclosed		21,929.79
<b>PUBLIC WORKS</b>				Ending Balance		258,470.59
Streets and Drainage	680,478.05	Public Enterprises		<b>PRIOR YEARS TAXES OUTSTANDING</b>		
Sewers and Sewage Processing	479,200.00	Recreation-Culture	37,938.24	Beginning Balance		367,663.53
Garbage and Trash Disposal	708,262.67	Public Works	161,950.44	Collected		324,453.97
Public Buildings and Grounds	41,875.00	Buildings and Grounds	182,615.48	Cancelled, Abated or Adjusted		6,006.17
Other Public Works	25,000.00	Library and Education		Transfers to Tax Title Liens or Foreclosed		
<b>HEALTH and WELFARE</b>		Conservation		Ending Balance		37,203.39
Health Services Except Environmental	46,763.00	All Other		<b>TAX TITLE LIENS OUTSTANDING</b>		
Welfare-Public Assistance	8,820.00			Beginning Balance		76,060.06
Hospital, Clinics, First Aid		<b>CAPITAL DEBT AUTHORIZED, ENDING BALANCE</b>		Transfer From Taxes		25,365.90
Animal, Insect, & Rodent Control	9,900.00	ISSUED AND UNISSUED		Redeemed		12,813.59
Other Welfare Services		School	9,093,000	Cancelled, Abated or Adjusted		
<b>RECREATION and CONSERVATION</b>		Self-Liquidating		Transfers to Foreclosed Property		
Beeches and Boardwalks		Other	15,317,498	Ending Balance		88,612.37
Perks, Playgrounds, Shade Trees	6,325.00	Total	24,410,498	<b>PROPERTY ACQUIRED BY DEED OR FORECLOSURE</b>		
Land Reclamation & Conservation	9,457.36	ISSUED AND OUTSTANDING		Beginning Balance		206,425.00
Other Recreational Services	97,860.00	School		Transfers From Taxes or Liens		
<b>EDUCATION (excluding schools)</b>		Self-Liquidating		Sale for Cash		
Libraries	249,642.00	Other		Cancelled, Abated or Adjusted		
Other Educational Services		Total	3,103,000.00	Ending Balance		206,425.00
<b>STATUTORY EXPENDITURES</b>		<b>EQUALIZED VALUATION BASIS FOR NET DEBT COMPUTATION</b>		<b>CURRENT FINANCES ENDING BALANCE</b>		
Pensions & F. I. C. A.	291,250.00		711,173,758	<b>ASSETS</b>		
Employee Fringe Benefits	279,800.00	<b>REAL PROPERTY VALUATIONS</b>		Cash		2,383,157.21
Other Statutory Expenditures		Code Class # of Parcels % VAL'N		Taxes Receivable		295,673.98
<b>MUNICIPAL FUNCTIONS</b>		1 Vacant Land 472 3.57	17,432,550.00	Tax Title Liens		88,612.37
<b>CAPITAL IMPROVEMENTS</b>		2 Residential 2582 86.68	423,824,550.00	Foreclosed Property		206,425.00
<b>DEBT SERVICE</b>		3 Farm 25 .31	1,509,000.00	Emergencies & Other Deferred Charges		58,000.00
Principal Payments	650,511.74	4e Commercial 104 7.51	36,736,570.00	State and Federal Aid Receivable		
Interest Payments	502,712.09	4b Industrial 19 1.31	6,410,400.00	Other Receivables		31,735.59
<b>DEFERRED CHARGES</b>		4c Apartments 3 .62	3,049,900.00	Total		3,063,604.15
<b>SCHOOL, COUNTY, SPECIAL DISTRICT TAXES</b>		Total 3205	488,962,970.00	<b>LIABILITIES, RESERVES, AND SURPLUS</b>		
<b>RESERVE FOR UNCOLLECTED TAXES</b>		Land Area 12.50 Sq. Miles		Cash Liabilities		591,717.96
<b>EXPENDITURES</b>		Net Valuation Taxable-Municipal	493,991,728	Reserves for Receivables		622,446.94
TOTAL	5,910,674.60	Net Valuation Taxable-County	723,293,764	Surplus		1,849,439.25
<b>*MEMO*</b>	70,000.00	State Equalized Valuation	754,741,990	Total		3,063,604.15
		State Equalization Ratio	65.22			

1608

Population 1990 140,891  
 Population 1994 142,635  
 S & P Rating B88  
 Moody Rating BAA1

General Tax Rate Per \$100. 16.50  
 State Equalized Tax Rate 3.61

**PATERSON CITY - PASSAIC COUNTY**  
 Form of Government  
**Mayor-Council Plan D (OMCL 50)**  
 Number of Members on Governing Body - 9

PER CAPITA: Gross Debt 860.10 PER CENT: Gross Debt 4.23  
 Net Debt 554.06 Net Debt 2.72  
 Debt Service 116.44 Tax Levy Collected 91.23  
 Total Tax Levy 721.82 Tax Levy Cancelled, Abated  
 Municipal Expenditures 940.43 or Adjusted 1.46

EXPENDITURES-CURRENT YEAR		REVENUES REALIZED-CURRENT YEAR		PROPERTY TAXES-CURRENT YEAR	
<b>GENERAL GOVERNMENT</b>		<b>REVENUES REALIZED-CURRENT YEAR</b>		<b>PROPERTY TAXES-CURRENT YEAR</b>	
Governing Body & Public Boards	590,349.34	Property Taxes Collected	90,904,751.82	STATE EQUALIZED TAX RATE	
Municipal Clerk	223,502.01	Payments in Lieu of Taxes	7,705,969.12	Local District School Taxes	1.47 41,742,435.00
Financial Administration	1,658,795.65	Delinquent Tax & Lien Collections	8,367,323.93	Regional & Consolidated School Tax	
Assessment of Taxes	208,856.44	Business Personally Replacement Taxes	2,698,544.20	School Taxes in Municipal Budget	
Collection of Taxes		Taxes from Public Utilities	5,336,875.00	County Taxes	.57* 16,252,209.09
Planning, Housing & Development	3,697,894.55	Other Miscellaneous Tax Revenues		County Library Taxes	
Human Resources	4,678,280.93	Slate Aid Revenues	47,932,154.13	Local Municipal Purpose Taxes	1.57 44,817,112.80
Elections	140,527.19	Federal Aid Revenues	2,432,314.00	Veteran & Senior Citizen Taxes	459,500.00
General Administration (other)	12,606,713.80			Total Taxes for Rate Computation	3.61 103,271,256.89
<b>JUDICIARY</b>		Sale of Acquired Property		Special District Taxes	
Municipal Courts	1,735,975.93	Other Miscellaneous Revenues		Bank Corp. Taxes	
<b>PUBLIC SAFETY</b>				Added and Omitted Taxes	144,472.08
Fire Protection	16,451,990.87	Total	179,072,201.44	Total Taxes Levied - ABSTRACT	102,956,228.97
Police Protection	21,562,361.45	Prior Years Surplus Appropriated	2,283,000.00	Total Taxes Billed	99,647,769.99
Civil Defense & Disaster Control	17,000.00	<b>REVENUES TOTAL</b>	<b>181,355,201.44</b>	<b>TAXES COLLECTED</b>	<b>90,904,751.82</b>
Environmental Inspection & Control		Reserve For Uncollected Taxes	9,186,448.77	Taxes Cancelled, Abated or Adjusted	1,456,682.49
Other Public Safety		<b>CAPITAL OUTLAY TOTAL</b>	<b>10,069,129.99</b>	Transfer to Tax Title Liens or Foreclosed	1,745,164.00
<b>PUBLIC WORKS</b>				Ending Balance	5,541,171.68
Streets and Drainage	4,108,941.18	Public Enterprises		<b>PRIOR YEARS TAXES OUTSTANDING</b>	
Sewers and Sewage Processing	20,928,528.47	Recreation-Culture		Beginning Balance	5,111,554.21
Garbage and Trash Disposal		Public Works	4,738,069.82	Collected	4,159,157.79
Public Buildings and Grounds	2,485,586.26	Buildings and Grounds	2,129,879.18	Cancelled, Abated or Adjusted	151,994.64
Other Public Works	825,791.00	Library and Education	3,201,180.99	Transfers to Tax Title Liens or Foreclosed	662,795.55
<b>HEALTH and WELFARE</b>		Conservation		Ending Balance	137,606.23
Health Services Except Environmental	5,376,604.67	All Other		<b>TAX TITLE LIENS OUTSTANDING</b>	
Welfare-Public Assistance	874,697.16			Beginning Balance	10,855,733.69
Hospital, Clinics, First Aid		<b>CAPITAL DEBT AUTHORIZED, ENDING BALANCE</b>		Transfer From Taxes	2,422,813.02
Animal, Insect, & Rodent Control	125,996.00	<b>ISSUED AND UNISSUED GROSS DEBT NET DEBT</b>		Redeemed	6,299,236.14
Other Welfare Services	174,000.00	School	25,177,113	Cancelled, Abated or Adjusted	91,070.00
<b>RECREATION and CONSERVATION</b>		Self-Liquidating	12,955,000	Transfers to Foreclosed Property	191,506.88
Beaches and Boardwalks		Other	84,548,414	Ending Balance	6,696,733.69
Parks, Playgrounds, Shade Trees	672,586.41	Total	122,680,527	<b>PROPERTY ACQUIRED BY DEED OR FORECLOSURE</b>	
Land Reclamation & Conservation	51,208.15	<b>ISSUED AND OUTSTANDING</b>		Beginning Balance	317,007.46
Other Recreational Services	777,053.18	School	25,177,113.00	Transfers From Taxes or Liens	272,442.54
<b>EDUCATION (excluding schools)</b>		Self-Liquidating	12,955,000.00	Sale for Cash	
Libraries	1,192,498.00	Other	83,851,344.00	Cancelled, Abated or Adjusted	
Other Educational Services	194,855.40	Total	121,983,457.00	Ending Balance	589,450.00
<b>STATUTORY EXPENDITURES</b>		<b>EQUALIZED VALUATION BASIS FOR NET DEBT COMPUTATION</b>	<b>2,900,563,417</b>	<b>CURRENT FINANCES ENDING BALANCE ASSETS</b>	
Pensions & F. I. C. A.	6,600,243.61	<b>REAL PROPERTY VALUATIONS</b>		Cash	5,162,501.72
Employee Fringe Benefits		Code Class # of Parcels % VAL'N		Taxes Receivable	5,678,777.91
Other Statutory Expenditures	37,000.00	1 Vacant Land 2429 1.65	10,181,792.00	Tax Title Liens	6,969,943.69
<b>MUNICIPAL FUNCTIONS TOTAL</b>	<b>107,995,837.65</b>	2 Residential 17594 59.44	366,889,825.00	Foreclosed Property	589,450.00
<b>CAPITAL IMPROVEMENTS *MEMO*</b>	<b>230,000.00</b>	3 Farm		Emergencies & Other Deferred Charges	318,718.75
<b>DEBT SERVICE</b>		4a Commercial 2441 21.34	131,691,987.00	Slate and Federal Aid Receivable	217,275.00
Principal Payments	10,096,474.55	4b Industrial 451 10.42	64,319,463.00	Other Receivables	1,335,882.91
Interest Payments	6,512,050.28	4c Apartments 500 7.15	44,114,918.00	Total	20,272,549.98
<b>TYPE I SCHL DEBT *MEMO</b>	<b>4,658,900.75</b>	Total 23415	617,197,985.00	<b>LIABILITIES, RESERVES, AND SURPLUS</b>	
<b>DEFERRED CHARGES</b>	<b>347,000.00</b>	Land Area 8.44 Sq. Miles		Cash Liabilities	5,198,896.35
<b>SCHOOL, COUNTY, SPECIAL DISTRICT TAXES</b>	<b>57,994,644.09</b>	Net Valuation Taxable-Municipal	622,938,980	Reserves for Receivables	14,574,054.51
<b>RESERVE FOR UNCOLLECTED TAXES</b>	<b>9,186,448.77</b>	Net Valuation Taxable-County	2,929,930,103	Surplus	641,730.12
<b>EXPENDITURES TOTAL</b>	<b>192,132,455.34</b>	State Equalized Valuation	2,826,910,978	Total	20,414,680.98
		State Equalization Ratio	21.88		

\* ABOVE DEBT SERVICE INCLUDES TYPE I SCHOOL DEBT

\*Includes County Health Service Taxes or County Open Space Tax. See Table 13.

0814

Population 1990 6,577  
 Population 1994 6,523  
 S & P Rating  
 Moody Rating

General Tax Rate Per \$100. 3.13  
 State Equalized Tax Rate 2.58

## PAULSBORO BOROUGH - GLOUCESTER CO.

Form of Government:

Borough Council

Number of Members on Governing Body - 6

PER CAPITA:

Gross Debt 993.37  
 Net Debt 102.21  
 Debt Service 8.83  
 Total Tax Levy 1,138.66  
 Municipal Expenditures 667.19

PER CENT:

Gross Debt 2.22  
 Net Debt .23  
 Tax Levy Collected 93.93  
 Tax Levy Cancelled, Abated or Adjusted .32

EXPENDITURES-CURRENT YEAR		REVENUES REALIZED-CURRENT YEAR		PROPERTY TAXES-CURRENT YEAR	
<b>GENERAL GOVERNMENT</b>		<b>REVENUES REALIZED-CURRENT YEAR</b>		<b>PROPERTY TAXES-CURRENT YEAR</b>	
Governing Body & Public Boards	36,063.00	Property Taxes Collected	6,981,679.29	STATE EQUALIZED TAX RATE	1.06
Municipal Clerk	29,400.00	Payments in Lieu of Taxes		Local District School Taxes	3,061,488.00
Financial Administration	84,323.68	Delinquent Tax & Lien Collections	362,860.73	Regional & Consolidated School Tax	
Assessment of Taxes	25,946.72	Business Personality Rapiacament Taxes	122,361.64	School Taxes in Municipal Budget	
Collection of Taxes	41,211.82	Taxes from Public Utilities	190,118.00	County Taxes	.65 *
Planning, Housing & Development	11,050.05	Other Miscellaneous Tax Revenues		County Library Taxes	
Human Resources	135,997.75	State Aid Revenues	554,149.93	Local Municipal Purpose Taxes	.86
Elections	3,700.00	Federal Aid Revenues		Veteran & Senior Citizen Taxes	
General Administration (other)	487,915.47			Total Taxes for Rate Computation	2.57
<b>JUDICIARY</b>		Sala of Acquired Property	55,500.00	Special District Taxes	
Municipal Courts	50,868.70	Other Miscellaneous Revenues	297,916.73	Bank Corp. Taxes	
<b>PUBLIC SAFETY</b>				Add and Omitted Taxes	4,923.72
Fire Protection	84,737.36	Total	8,564,586.32	Total Taxes Levied - ABSTRACT	7,427,504.05
Police Protection	927,347.80	Prior Years Surplus Appropriated	537,490.68	Total Taxes Billed	7,433,182.42
Civil Defense & Disaster Control	1,500.00	REVENUES TOTAL	9,102,077.00	TAXES COLLECTED	6,981,679.29
Environmental Inspection & Control	55,519.54	Raserva For Uncollected Taxes	631,336.00	Taxes Cancelled, Abated or Adjusted	23,569.24
Other Public Safety		CAPITAL OUTLAY TOTAL	373,600.90	Transfer to Tax Title Liens or Foreclosed	24,882.79
<b>PUBLIC WORKS</b>				Ending Balance	403,051.10
Streets and Drainage	408,407.35	Public Enterprises	112,101.23	<b>PRIOR YEARS TAXES OUTSTANDING</b>	
Sewers and Sewage Processing		Recreation-Cultura		Beginning Balance	425,251.72
Garbage and Trash Disposal	559,000.00	Public Works		Collected	336,651.04
Public Buildings and Grounds	67,250.00	Buildings and Grounds	261,499.67	Cancelled, Abated or Adjusted	
Other Public Works	12,000.00	Library and Education		Transfers to Tax Title Liens or Foreclosed	1,412.67
<b>HEALTH and WELFARE</b>		Conservation		Ending Balance	87,188.01
Health Services Except Environmental	3,665.00	All Other		<b>TAX TITLE LIENS OUTSTANDING</b>	
Welfare-Public Assistance	14,148.99	<b>CAPITAL DEBT AUTHORIZED, ENDING BALANCE</b>		Beginning Balance	119,099.71
Hospital, Clinics, First Aid		ISSUED AND UNISSUED	GROSS DEBT	NET DEBT	
Animal, Insect, & Rodent Control	6,500.00	School	4,952,034	Transfer From Taxes	26,537.27
Other Welfare Services		Self-Liquidating	861,000	Radaamad	26,209.69
<b>RECREATION and CONSERVATION</b>		Other	666,742	Cancelled, Abated or Adjusted	
Baachas and Boardwalks		Total	6,479,776	Transfers to Foreclosed Property	
Parks, Playgrounds, Shade Trees	18,899.00	<b>ISSUED AND OUTSTANDING</b>		Ending Balance	119,427.29
Land Reclamation & Conservation	7,664.77	School	697,034.00	<b>PROPERTY ACQUIRED BY DEED OR FORECLOSURE</b>	
Other Recreational Services	5,500.00	Self-Liquidating	661,000.00	Beginning Balance	373,200.00
<b>EDUCATION (excluding schools)</b>		Other	666,742.28	Transfers From Taxes or Liens	
Libraries	99,435.00	Total	2,024,776.28	Sala for Cash	55,500.00
Other Educational Services		<b>EQUALIZED VALUATION BASIS FOR NET DEBT COMPUTATION</b>		Cancelled, Abated or Adjusted	
<b>STATUTORY EXPENDITURES</b>				Ending Balance	317,700.00
Pensions & F. I. C. A.	191,600.00			<b>CURRENT FINANCES ENDING BALANCE</b>	
Employee Fringe Benefits	287,482.00			<b>ASSETS</b>	
Other Statutory Expenditures	6,000.00			Cash	1,973,280.33
<b>MUNICIPAL FUNCTIONS</b>				Taxes Receivable	490,239.11
<b>CAPITAL IMPROVEMENTS</b>				Tax Title Liens	119,427.29
<b>DEBT SERVICE</b>				Foreclosed Property	317,700.00
Principal Payments	34,655.58			Emergencias & Other Deferred Charges	
Interest Payments	22,939.92			State and Federal Aid Receivable	
<b>DEFERRED CHARGES</b>				Other Receivables	76,910.51
SCHOOL, COUNTY, SPECIAL DISTRICT TAXES	4,930,880.33			Total	2,977,557.24
RESERVE FOR UNCOLLECTED TAXES	631,336.00			<b>LIABILITIES, RESERVES, AND SURPLUS</b>	
EXPENDITURES TOTAL	9,282,945.83			Cash Liabilities	710,999.01
				Reserves for Receivables	1,004,276.91
				Surplus	1,262,281.32
				Total	2,977,557.24

Population 1990 2,111  
 Population 1994 2,170  
 S & P Rating  
 Moody Rating AAA

General Tax Rate Per \$100. 1.43  
 State Equalized Tax Rate 1.40

**PEAPACK-GLADSTONE BORO. - SOMERSET CO.**  
 Form of Government:  
**Borough Council**  
 Number of Members on Governing Body - 6

PER CAPITA:  
 Gross Debt 6,329.84  
 Net Debt 2,394.82  
 Debt Service 98.60  
 Total Tax Levy 3,445.96  
 Municipal Expenditures 1,846.49

PER CENT:  
 Gross Debt 1.76  
 Net Debt .99  
 Tax Levy Collected 90.14  
 Tax Levy Cancelled, Abated or Adjusted 8.53

EXPENDITURES-CURRENT YEAR		REVENUES REALIZED-CURRENT YEAR			PROPERTY TAXES-CURRENT YEAR	
<b>GENERAL GOVERNMENT</b>		<b>REVENUES REALIZED-CURRENT YEAR</b>			<b>PROPERTY TAXES-CURRENT YEAR</b>	
Governing Body & Public Boards		Property Taxes Collected	6,761,595.75		STATE EQUALIZED TAX RATE 1.50 2,655,488.00	
Municipal Clerk		Payments in Lieu of Taxes	141,242.73		Local District School Taxes .39 * 2,037,382.68	
Financial Administration	95,009.00	Delinquent Tax & Lien Collections	28,648.76		Regional & Consolidated School Tax	
Assessment of Taxes	23,326.00	Business Personalty Replcement Taxes	254,140.00		School Taxes in Municipal Budget	
Collection of Taxes	39,480.00	Taxes from Public Utilities	73,037.76		County Taxes .03 171,037.14	
Planning, Housing & Development	37,280.00	Other Miscellaneous Tax Revenues			County Library Taxes .49 2,590,878.42	
Human Resources	40,260.00	State Aid Revenues			Veleren & Senior Citizen Taxes 9,900.00	
Elections		Federal Aid Revenues			Total Taxes for Rate Computation 1.41 7,464,686.24	
General Administration (other)	706,124.04				Special District Taxes	
<b>JUDICIARY</b>		Sale of Acquired Property	394,733.11		Bank Corp. Taxes	
Municipal Courts	34,005.00	Other Miscellaneous Revenues	7,653,398.11		Added and Omitted Taxes	
<b>PUBLIC SAFETY</b>			911,952.00		Total Taxes Levied - ABSTRACT 7,477,724.12	
Fire Protection	87,046.30	Prior Years Surplus Appropriated	8,565,350.11		Total Taxes Billed 7,501,613.67	
Police Protection	452,531.96	REVENUES TOTAL	1,238,055.46		TAXES COLLECTED 6,761,595.75	
Civil Defense & Disaster Control	1,150.00	RESERVE FOR UNCOLLECTED TAXES	5,704,515.11		Taxes Cancelled, Abated or Adjusted 639,546.97	
Environmental Inspection & Control	69,053.00	<b>CAPITAL OUTLAY TOTAL</b>			Transfer to Tax Title Liens or Foreclosed 8,795.04	
Other Public Safety					Ending Balance 91,675.91	
<b>PUBLIC WORKS</b>		Public Enterprises	2,937,969.01		<b>PRIOR YEARS TAXES OUTSTANDING</b>	
Streets and Drainage	243,574.80	Recreation-Culture	22,773.05		Beginning Balance 138,704.64	
Sewers and Sewage Processing	10,000.00	Public Works	2,743,773.05		Collected 137,638.58	
Garbage and Trash Disposal	218,276.00	Buildings and Grounds			Cancelled, Abated or Adjusted	
Public Buildings and Grounds	160,605.00	Library and Education			Transfers to Tax Title Liens or Foreclosed 1,066.06	
Other Public Works	16,000.00	Conservation			Ending Balance	
<b>HEALTH and WELFARE</b>		All Other			TAX TITLE LIENS OUTSTANDING	
Health Services Except Environmental	22,173.00				Beginning Balance 13,692.42	
Welfare-Public Assistance	1,652.00	<b>CAPITAL DEBT AUTHORIZED, ENDING BALANCE</b>			Transfer From Taxes 10,447.03	
Hospital, Clinics, First Aid		ISSUED AND UNISSUED	GROSS DEBT		Redeemed 3,604.15	
Animal, Insect, & Rodent Control		School			Cancelled, Abated or Adjusted	
Other Welfare Services		Self-Liquidating	4,199,000		Transfers to Foreclosed Property	
<b>RECREATION and CONSERVATION</b>		Other	5,196,750		Ending Balance 20,535.30	
Beaches and Boardwalks		Total	9,395,750		PROPERTY ACQUIRED BY DEED OR FORECLOSURE	
Parks, Playgrounds, Shade Trees		ISSUED AND OUTSTANDING			Beginning Balance 139,900.00	
Land Reclamation & Conservation	500.00	School			Transfers From Taxes or Liens	
Other Recreational Services	16,200.00	Self-Liquidating	4,199,000.00		Sale for Cash	
<b>EDUCATION (excluding schools)</b>		Other	4,876,000.00		Cancelled, Abated or Adjusted	
Libraries	3,300.00	Total	9,075,000.00		Ending Balance 139,900.00	
Other Educational Services		<b>EQUALIZED VALUATION BASIS FOR NET DEBT COMPUTATION</b>	532,808,201		<b>CURRENT FINANCES ENDING BALANCE ASSETS</b>	
<b>STATUTORY EXPENDITURES</b>		<b>REAL PROPERTY VALUATIONS</b>			Cash 1,912,778.11	
Pensions & F. I. C. A.	124,114.00	Code Class # of Parcels % VAL'N	ASSESSED VALUATION		Taxes Receivable 91,675.91	
Employee Fringe Benefits	141,617.00	1 Vacant Land 114 3.48	18,040,094.00		Tax Title Liens 20,535.30	
Other Statutory Expenditures		2 Residential 627 45.18	234,210,445.00		Foreclosed Property 139,900.00	
<b>MUNICIPAL FUNCTIONS TOTAL</b>	2,543,277.10	3 Farm 86 6.18	32,050,370.00		Emergencies & Other Deferred Charges 12,663.70	
<b>CAPITAL IMPROVEMENTS *MEMO*</b>		4a Commercial 34 42.10	218,235,900.00		State and Federal Aid Receivable 1,360.58	
<b>DEBT SERVICE</b>		4b Industrial 2 1.78	9,211,650.00		Other Receivables 62,561.60	
Principal Payments	80,813.00	4c Apartments 23 1.28	6,616,400.00		Total 2,241,475.20	
Interest Payments	133,139.88	Total 886	518,364,859.00		<b>LIABILITIES, RESERVES, AND SURPLUS</b>	
<b>DEFERRED CHARGES</b>	11,604.38	Land Area 5.80 Sq Miles			Cash Liabilities 495,536.46	
SCHOOL, COUNTY, SPECIAL DISTRICT TAXES	4,863,907.82	Net Valuation Taxable-Municipal	519,352,484		Reserves for Receivables 314,672.81	
RESERVE FOR UNCOLLECTED TAXES	1,238,055.46	Net Valuation Taxable-County	526,486,866		Surplus 1,431,265.93	
<b>EXPENDITURES TOTAL</b>	8,870,797.64	State Equalized Valuation	528,746,594		Total 2,241,475.20	
		State Equalization Ratio	98.22			

\*Includes County Health Service Taxes or County Open Space Tax. See Table 13.

Population 1990 1,367  
 Population 1994 1,342  
 S & P Rating  
 Moody Rating BAA1

General Tax Rate Per \$100. 2.60  
 State Equalized Tax Rate 2.56

PEMBERTON BOROUGH - BURLINGTON CO.

Form of Government:  
 Borough Council

Number of Members on Governing Body - 6

PER CAPITA:

Gross Debt 882.47  
 Net Debt 387.15  
 Debt Service 50.76  
 Total Tax Levy 715.03  
 Municipal Expenditures 545.38

PER CENT:

Gross Debt 3.23  
 Net Debt 1.42  
 Tax Levy Collected 93.28  
 Tax Levy Cancelled, Abated or Adjusted .22

EXPENDITURES-CURRENT YEAR		REVENUES REALIZED-CURRENT YEAR		PROPERTY TAXES-CURRENT YEAR	
<b>GENERAL GOVERNMENT</b>				<b>STATE EQUALIZED TAX RATE</b>	
Governing Body & Public Boards		Property Taxes Collected	895,386.26	Local District School Taxes	1.34 537,740.00
Municipal Clerk		Payments In Lieu of Taxes		Regional & Consolidated School Tax	
Financial Administration	11,500.00	Delinquent Tax & Lien Collections	61,358.90	School Taxes in Municipal Budget	
Assessment of Taxes	5,950.00	Business Personality Replacement Taxes	10,291.60	County Taxes	.53 * 197,526.02
Collection of Taxes	6,800.00	Taxes from Public Utilities	34,962.68	County Library Taxes	.03 12,899.08
Planning, Housing & Development	2,947.00	Other Miscellaneous Tax Revenues		Local Municipal Purpose Taxes	.56 210,000.00
Human Resources	54,104.00	State Aid Revenues	139,172.70	Veteran & Senior Citizen Taxes	5,250.00
Elections		Federal Aid Revenues		Total Taxes for Rate Computation	2.56 963,415.10
General Administration (other)	81,050.00			Special District Taxes	
<b>JUDICIARY</b>		Sale of Acquired Property		Bank Corp. Taxes	
Municipal Courts	35,280.14	Other Miscellaneous Revenues	216,791.75	Added and Omitted Taxes	1,400.92
<b>PUBLIC SAFETY</b>		Total	1,357,963.89	Total Taxes Levied - ABSTRACT	959,566.02
Fire Protection	15,814.50	Prior Years Surplus Appropriated	120,000.00	Total Taxes Billed	959,908.42
Police Protection	89,698.33	<b>REVENUES TOTAL</b>	<b>1,477,963.89</b>	<b>TAXES COLLECTED</b>	<b>895,386.26</b>
Civil Defense & Disaster Control	100.00	Raserva For Uncollected Taxes	138,806.90	Taxes Cancelled, Abated or Adjusted	2,159.46
Environmental Inspection & Control	17,520.00	<b>CAPITAL OUTLAY TOTAL</b>	<b>98,076.67</b>	Transfer to Tax Title Liens or Foreclosed	1,617.20
Other Public Safety		Public Enterprises	98,076.67	Ending Balance	60,745.50
<b>PUBLIC WORKS</b>		Recreation-Cultura		<b>PRIOR YEARS TAXES OUTSTANDING</b>	
Streets and Drainage	64,115.37	Public Works		Beginning Balance	65,152.78
Sewers and Sewage Processing		Buildings and Grounds		Collected	48,306.57
Garbage and Trash Disposal	56,125.00	Library and Education		Cancelled, Abated or Adjusted	
Public Buildings and Grounds	14,500.00	Conservation		Transfers to Tax Title Liens or Forclosed	10,969.06
Other Public Works		All Other		Ending Balance	5,877.15
<b>HEALTH and WELFARE</b>		<b>CAPITAL DEBT AUTHORIZED, ENDING BALANCE</b>		<b>TAX TITLE LIENS OUTSTANDING</b>	
Health Services Except Environmental	11,579.00	ISSUED AND UNISSUED		Beginning Balance	24,923.50
Welfare-Public Assistance	6,255.00	School	145,000	Transfer From Texas	10,969.06
Hospital, Clinics, First Aid		Self-Liquidating	694,278	Redeemed	13,047.33
Animal, Insect, & Rodent Control		Other	345,000	Cancelled, Abated or Adjusted	
Other Welfare Services		Total	1,184,278	Transfers to Foreclosed Property	22,845.23
<b>RECREATION and CONSERVATION</b>		ISSUED AND OUTSTANDING		Ending Balance	
Bench and Boardwalks		School	145,000.00	<b>PROPERTY ACQUIRED BY DEED OR FORECLOSURE</b>	
Parks, Playgrounds, Shade Trees	3,000.00	Self-Liquidating	613,000.00	Beginning Balance	37,737.57
Land Reclamation & Conservation		Other	345,000.00	Transfers From Taxes or Liens	24,462.43
Other Recreational Services		Total	1,103,000.00	Sale for Cash	
<b>EDUCATION (excluding schools)</b>		EQUALIZED VALUATION BASIS FOR NET DEBT COMPUTATION	36,665,628	Cancelled, Abated or Adjusted	
Libraries	5,000.00	<b>REAL PROPERTY VALUATIONS</b>		Ending Balance	62,200.00
Other Educational Services		Code Class # of Parcels % VAL'N ASSESSED VALUATION		<b>CURRENT FINANCES ENDING BALANCE</b>	
<b>STATUTORY EXPENDITURES</b>		1 Vacant Land 40 4.46 1,582,600.00		ASSETS	
Pensions & F. I. C. A.	24,234.90	2 Residential 302 69.07 24,489,300.00		Cash	306,798.39
Employeea Fringe Benalits	19,400.00	3 Farm 5 .03 10,800.00		Taxes Receivable	66,622.65
Other Statutory Expenditures		4a Commercial 46 18.69 6,626,000.00		Tax Title Liens	
<b>MUNICIPAL FUNCTIONS</b>		4b Industrial		Foreclosed Property	62,200.00
<b>CAPITAL IMPROVEMENTS</b>	5,000.00	4c Apartments 9 7.75 2,746,800.00		Emergencies & Other Dalarred Charges	1,680.14
<b>DEBT SERVICE</b>		Total 402 35,455,500.00		State and Federal Aid Receivable	85,624.61
Principal Payments	55,000.00	Land Area .76 Sq. Miles		Other Receivables	49,344.13
Interest Payments	13,120.00	Net Valuation Taxable-Municipal	36,865,673	Total	572,269.92
<b>DEFERRED CHARGES</b>		Net Valuation Taxable-County	38,511,484	<b>LIABILITIES, RESERVES, AND SURPLUS</b>	
SCHOOL, COUNTY, SPECIAL DISTRICT TAXES	748,165.10	State Equalized Valuation	37,405,604	Cash Liabilities	189,185.80
RESERVE FOR UNCOLLECTED TAXES	138,806.90	State Equalization Ratio	98.50	Reserves for Receivables	178,166.78
<b>EXPENDITURES TOTAL</b>	<b>1,480,065.24</b>			Surplus	204,917.34
				Total	572,269.92

\*Includes County Health Service Taxes or County Open Space Tax. See Table 13.

0329

Population 1990 **31,342**  
 Population 1994 **31,088**  
 S & P Rating  
 Moody Rating **AAA**

General Tax Rate Per \$100. **2.10**  
 State Equalized Tax Rate **2.16**

**PEMBERTON TWP. - BURLINGTON COUNTY**  
 Form of Government:  
**Mayor-Council Plan E (OMCL50)**  
 Number of Members on Governing Body - 5

PER CAPITA:  
 Gross Debt **763.65**  
 Net Debt **498.84**  
 Debt Service **30.30**  
 Total Tax Levy **555.44**  
 Municipal Expenditures **418.35**

PER CENT:  
 Gross Debt **3.04**  
 Net Debt **1.98**  
 Tax Levy Collected **91.59**  
 Tax Levy Cancelled, Abated or Adjusted **.49**

EXPENDITURES-CURRENT YEAR		REVENUES REALIZED-CURRENT YEAR		PROPERTY TAXES-CURRENT YEAR	
<b>GENERAL GOVERNMENT</b>		<b>REVENUES REALIZED-CURRENT YEAR</b>		<b>PROPERTY TAXES-CURRENT YEAR</b>	
Governing Body & Public Boards	359,453.00	Property Taxes Collected	15,817,541.00	STATE EQUALIZED TAX RATE	
Municipal Clerk	143,562.00	Payments in Lieu of Taxes		Local District School Taxes	
Financial Administration	252,366.00	Delinquent Tax & Lien Collections	1,616,989.00	Regional & Consolidated School Tax	
Assessment of Taxes	181,395.00	Business Personally Replacement Taxes	50,811.00	School Taxes in Municipal Budget	1.11 8,823,000.00
Collection of Taxes	184,273.00	Taxes from Public Utilities	1,385,162.00	County Taxes	* .51 4,054,357.51
Planning, Housing & Development	113,040.00	Other Miscellaneous Tax Revenues		County Library Taxes	.03 265,331.82
Human Resources	364,131.00	State Aid Revenues	2,067,682.00	Local Municipal Purpose Taxes	.51 4,035,585.00
Elections		Federal Aid Revenues		Veteran & Senior Citizen Taxes	187,100.00
General Administration (other)	822,650.00	Sale of Acquired Property		Total Taxes for Rate Computation	2.16 17,365,374.33
<b>JUDICIARY</b>		Other Miscellaneous Revenues	2,725,114.00	Special District Taxes	
Municipal Courts	231,953.00	Prior Years Surplus Appropriated	1,700,000.00	Bank Corp. Taxes	
<b>PUBLIC SAFETY</b>		REVENUES TOTAL	25,363,299.00	Added and Omitted Taxes	89,365.00
Fire Protection	108,037.00	Reserve For Uncollected Taxes	1,716,840.00	Total Taxes Levied - ABSTRACT	17,267,639.33
Police Protection	2,708,095.00	CAPITAL OUTLAY TOTAL	3,901,421.00	Total Taxes Billed	17,269,275.00
Civil Defense & Disaster Control	5,500.00	Public Enterprises		TAXES COLLECTED	15,817,541.00
Environmental Inspection & Control	246,014.00	Recreation-Culture	359,860.00	Taxes Cancelled, Abated or Adjusted	85,038.00
Other Public Safety		Public Works	33,355.00	Transfer to Tax Title Liens or Foreclosed	297,724.00
<b>PUBLIC WORKS</b>		Buildings and Grounds	3,508,206.00	Ending Balance	1,068,972.00
Streets and Drainage	917,722.00	Library and Education		<b>PRIOR YEARS TAXES OUTSTANDING</b>	
Sewers and Sewage Processing	46,789.00	Conservation		Beginning Balance	1,424,384.00
Garbage and Trash Disposal	1,215,000.00	All Other		Collected	1,211,727.00
Public Buildings and Grounds	546,548.00	CAPITAL DEBT AUTHORIZED, ENDING BALANCE		Cancelled, Abated or Adjusted	55,059.00
Other Public Works		ISSUED AND UNISSUED		Transfers to Tax Title Liens or Foreclosed	38,093.00
<b>HEALTH and WELFARE</b>		School		Ending Balance	119,505.00
Health Services Except Environmental	32,615.00	Self-Liquidating	11,098,383	TAX TITLE LIENS OUTSTANDING	
Welfare-Public Assistance	96,236.00	Other	12,641,965	Beginning Balance	2,939,784.00
Hospital, Clinics, First Aid		Total	23,740,348	Transfer From Taxes	335,817.00
Animal, Insect, & Rodent Control	68,608.00	ISSUED AND OUTSTANDING		Redeemed	405,262.00
Other Welfare Services		School		Cancelled, Abated or Adjusted	6,685.00
<b>RECREATION and CONSERVATION</b>		Self-Liquidating		Transfers to Foreclosed Property	
Beeches and Boardwalks		Other		Ending Balance	2,863,654.00
Perks, Playgrounds, Shade Trees	9,277.00	Total		<b>PROPERTY ACQUIRED BY DEED OR FORECLOSURE</b>	
Land Reclamation & Conservation		ISSUED AND UNISSUED		Beginning Balance	1,324,453.00
Other Recreational Services	349,181.00	School		Transfers From Taxes or Liens	
<b>EDUCATION (excluding schools)</b>		Self-Liquidating		Sale for Cash	
Libraries	10,000.00	Other		Cancelled, Abated or Adjusted	
Other Educational Services		Total		Ending Balance	1,324,453.00
<b>STATUTORY EXPENDITURES</b>		EQUALIZED VALUATION BASIS FOR NET DEBT COMPUTATION	781,518,642	<b>CURRENT FINANCES ENDING BALANCE</b>	
Pensions & F. I. C. A.	460,000.00	REAL PROPERTY VALUATIONS		ASSETS	
Employee Fringe Benefits	867,000.00	Code Class # of Parcels % VALN ASSESSED VALUATION		Cash	3,321,842.00
Other Statutory Expenditures		1 Vacant Land 4615 4.63 37,464,500.00		Taxes Receivable	1,188,477.00
<b>MUNICIPAL FUNCTIONS</b>		2 Residential 7571 84.46 683,397,400.00		Tax Title Liens	2,863,654.00
CAPITAL IMPROVEMENTS	83,000.00	3 Farm 476 2.36 19,098,000.00		Foreclosed Property	1,324,453.00
<b>DEBT SERVICE</b>		4a Commercial 151 5.18 41,891,650.00		Emergencies & Other Deferred Charges	254.00
Principal Payments	431,043.00	4b Industrial 6 .75 6,072,200.00		State and Federal Aid Receivable	106,902.00
Interest Payments	510,989.00	4c Apartments 13 2.62 21,211,000.00		Other Receivables	551,995.00
<b>DEFERRED CHARGES</b>		Total 12832 809,134,750.00		Total	9,357,577.00
SCHOOL, COUNTY, SPECIAL DISTRICT TAXES	7,225.00	Land Area 64.67 Sq Miles		<b>LIABILITIES, RESERVES, AND SURPLUS</b>	
RESERVE FOR UNCOLLECTED TAXES	13,142,689.33	Net Valuation Taxable-Municipal	816,923,599	Cash Liabilities	1,657,805.00
EXPENDITURES	26,148,231.33	Net Valuation Taxable-County	792,174,314	Reserves for Receivables	5,932,006.00
		State Equalized Valuation	795,038,071	Surplus	1,767,766.00
		State Equalization Ratio	102.78	Total	9,357,577.00

\*Includes County Health Service Taxes or County Open Space Tax. See Table 13.

Population 1990 **2,537**  
 Population 1994 **2,507**  
 S & P Rating  
 Moody Rating **A1**

General Tax Rate Per \$100. **2.27**  
 State Equalized Tax Rate **2.15**

**PENNINGTON BOROUGH - MERCER CO.**  
 Form of Government:  
**Borough Council**  
 Number of Members on Governing Body - 6

PER CAPITA: Gross Debt **3,426.45** PER CENT: Gross Debt **4.05**  
 Gross Debt **3,426.45** Net Debt **1,023.49** Net Debt **1.21**  
 Net Debt **1,023.49** Debt Service **69.30** Tax Levy Collected **96.34**  
 Debt Service **69.30** Total Tax Levy **1,918.10** Tax Levy Cancelled, Abated or Adjusted **.45**  
 Total Tax Levy **1,918.10** Municipal Expenditures **623.71**

EXPENDITURES-CURRENT YEAR		REVENUES REALIZED-CURRENT YEAR		PROPERTY TAXES-CURRENT YEAR		
<b>GENERAL GOVERNMENT</b>		<b>PROPERTY TAXES COLLECTED</b>		<b>STATE EQUALIZED TAX RATE</b>		
Governing Body & Public Boards		Property Taxes Collected	4,628,953.61	Local District School Taxes		
Municipal Clerk		Payments in Lieu of Taxes		Regional & Consolidated School Tax	1.26	
Financial Administration	7,900.00	Delinquent Tax & Lien Collections	99,144.44	School Taxes in Municipal Budget		
Assessment of Taxes	13,900.00	Business Personality Replacement Taxes	22,639.08	County Taxes	.55 *	
Collection of Taxes	11,491.50	Taxes from Public Utilities	138,862.00	County Library Taxes		
Planning, Housing & Development	29,955.81	Other Miscellaneous Tax Revenues		Local Municipal Purpose Taxes	.34	
Human Resources	33,000.00	State Aid Revenues	187,276.36	Veteran & Senior Citizen Taxes		
Elections	1,500.00	Federal Aid Revenues		Total Taxes for Rate Computation	2.15	
General Administration (other)	122,203.77			Special District Taxes	83,925.00	
<b>JUDICIARY</b>		<b>SALE OF ACQUIRED PROPERTY</b>		<b>BANK CORP. TAXES</b>		
Municipal Courts	23,265.00	Sale of Acquired Property	147,796.08	Added and Omitted Taxes	19,557.03	
<b>PUBLIC SAFETY</b>		<b>OTHER MISCELLANEOUS REVENUES</b>		<b>TOTAL TAXES LEVIED - ABSTRACT</b>		
Fire Protection		Other Miscellaneous Revenues	5,224,671.57	Total Taxes Billed	4,804,714.75	
Police Protection	227,709.00			TAXES COLLECTED	4,628,953.61	
Civil Defense & Disaster Control	200.00	Prior Years Surplus Appropriated	240,000.00	Taxes Cancelled, Abated or Adjusted	21,491.35	
Environmental Inspection & Control	22,172.03	<b>REVENUES TOTAL</b>	<b>5,464,671.57</b>	Transfer to Tax Title Liens or Foreclosed		
Other Public Safety		Reserve For Uncollected Taxes	168,334.88	Ending Balance	154,269.79	
<b>PUBLIC WORKS</b>		<b>CAPITAL OUTLAY TOTAL</b>		<b>PRIOR YEARS TAXES OUTSTANDING</b>		
Streets and Drainage	255,926.88	Public Enterprises	49,915.07	Beginning Balance	100,976.63	
Sewers and Sewage Processing		Recreation-Culture		Collected	99,144.44	
Garbage and Trash Disposal	224,834.94	Public Works	8,755.55	Cancelled, Abated or Adjusted	1,799.89	
Public Buildings and Grounds	19,174.22	Buildings and Grounds	612,019.90	Transfers to Tax Title Liens or Foreclosed	32.30	
Other Public Works		Library and Education		Ending Balance		
<b>HEALTH and WELFARE</b>		<b>CONSERVATION</b>		<b>TAX TITLE LIENS OUTSTANDING</b>		
Health Services Except Environmental	22,047.25	All Other		Beginning Balance		
Welfare-Public Assistance	410.00			Transfer From Taxes	50.51	
Hospital, Clinics, First Aid		<b>CAPITAL DEBT AUTHORIZED, ENDING BALANCE</b>		<b>REDEEMED</b>		
Animal, Insect, & Rodent Control		ISSUED AND UNISSUED	GROSS DEBT	NET DEBT		
Other Welfare Services		School	4,873,202			
<b>RECREATION and CONSERVATION</b>		Self-Liquidating	1,575,670	424,656		
Beeches and Boardwalks		Other	2,141,227	2,141,227		
Parks, Playgrounds, Shade Trees	7,000.00	Total	8,590,100	2,565,883		
Land Reclamation & Conservation		<b>ISSUED AND OUTSTANDING</b>		<b>PROPERTY ACQUIRED BY DEED OR FORECLOSURE</b>		
Other Recreational Services	26,325.25	School	1,972,578.83	Beginning Balance	17,810.00	
<b>EDUCATION (excluding schools)</b>		Self-Liquidating	985,000.00	Transfers From Taxes or Liens		
Libraries	71,703.00	Other	1,809,000.00	Sale for Cash		
Other Educational Services		Total	4,766,578.83	Cancelled, Abated or Adjusted		
<b>STATUTORY EXPENDITURES</b>		<b>EQUALIZED VALUATION BASIS FOR NET DEBT COMPUTATION</b>		<b>ENDING BALANCE</b>		
Pensions & F. I. C. A.	45,500.00				17,810.00	
Employee Fringe Benefits	47,294.19	<b>REAL PROPERTY VALUATIONS</b>		<b>CURRENT FINANCES ENDING BALANCE ASSETS</b>		
Other Statutory Expenditures		Code	Class	# of Parcels	% VALN	ASSESSED VALUATION
<b>MUNICIPAL FUNCTIONS TOTAL</b>		1	Vacant Land	63	.96	1,949,700.00
	1,213,512.84	2	Residential	786	86.43	176,421,100.00
<b>CAPITAL IMPROVEMENTS *MEMO*</b>		3	Farm	3		8,100.00
<b>DEBT SERVICE</b>		4a	Commercial	50	11.26	22,992,900.00
Principal Payments	70,000.00	4b	Industrial	1	1.05	2,150,000.00
Interest Payments	103,725.00	4c	Apartments	2	.30	605,000.00
<b>DEFERRED CHARGES</b>		Total		905		204,126,800.00
SCHOOL, COUNTY, SPECIAL DISTRICT TAXES	4,041,155.17	Land Area	.99	Sq. Miles		
RESERVE FOR UNCOLLECTED TAXES	168,334.88	Net Valuation Taxable-Municipal				207,767,523
EXPENDITURES TOTAL	5,604,789.89	Net Valuation Taxable-County				215,211,026
		State Equalized Valuation				218,850,844
		State Equalization Ratio				94.85

\*Includes County Health Service Taxes or County Open Specie Tax. See Table 13.

1707

Population 1990 5,228  
 Population 1994 5,016  
 S & P Rating  
 Moody Rating

General Tax Rate Per \$100. 3.18  
 State Equalized Tax Rate 3.06

**PENNS GROVE BORO. - SALEM CO.**  
 Form of Government:  
**Borough Council**  
 Number of Members on Governing Body - 6

PER CAPITA:  
 Gross Debt 467.97  
 Net Debt 172.75  
 Debt Service 3.07  
 Total Tax Levy 620.95  
 Municipal Expenditures 929.47

PER CENT:  
 Gross Debt 2.48  
 Net Debt .91  
 Tax Levy Collected 82.05  
 Tax Levy Cancelled, Abated or Adjusted 1.44

EXPENDITURES-CURRENT YEAR		REVENUES REALIZED-CURRENT YEAR		PROPERTY TAXES-CURRENT YEAR	
<b>GENERAL GOVERNMENT</b>		<b>REVENUES REALIZED-CURRENT YEAR</b>		<b>STATE EQUALIZED TAX RATE</b> →	
Governing Body & Public Boards		Property Taxes Collected	2,556,223.65	Local District School Taxes	
Municipal Clerk		Payments in Lieu of Taxes		Regional & Consolidated School Tax	1.37
Financial Administration	537,101.00	Delinquent Tax & Lien Collections	460,786.24	School Taxes in Municipal Budget	
Assessment of Taxes	12,050.00	Business Personalty Replacement Taxes	64,363.60	County Taxes	.83 *
Collection of Taxes	46,200.00	Taxes from Public Utilities	225,493.80	County Library Taxes	
Planning, Housing & Development	591,205.00	Other Miscellaneous Tax Revenues		Local Municipal Purpose Taxes	.86
Human Resources	166,517.00	State Aid Revenues	2,294,069.68	Veteran & Senior Citizen Taxes	
Elections		Federal Aid Revenues		Total Taxes for Rate Computation	3.06
General Administration (other)	321,330.00			Special District Taxes	
<b>JUDICIARY</b>		Sale of Acquired Property		Bank Corp. Taxes	
Municipal Courts	90,744.00	Other Miscellaneous Revenues	722,325.42	Added and Omitted Taxes	6,734.19
<b>PUBLIC SAFETY</b>		Total	6,323,260.39	Total Taxes Levied - ABSTRACT	3,114,692.47
Fire Protection	81,925.00	Prior Years Surplus Appropriated	267,000.00	Total Taxes Billed	3,115,277.78
Police Protection	952,900.75	<b>REVENUES TOTAL</b>	6,590,260.39	<b>TAXES COLLECTED</b>	2,556,223.65
Civil Defense & Disaster Control	1,500.00	Reserve For Uncollected Taxes	664,414.00	Taxes Cancelled, Abated or Adjusted	44,972.11
Environmental Inspection & Control	56,000.00	<b>CAPITAL OUTLAY TOTAL</b>	435,956.56	Transfer to Tax Title Liens or Foreclosed	84,856.29
Other Public Safety				Ending Balance	429,225.73
<b>PUBLIC WORKS</b>		Public Enterprises		<b>PRIOR YEARS TAXES OUTSTANDING</b>	
Streets and Drainage	240,964.99	Recreation-Culture		Beginning Balance	502,826.80
Sewers and Sewage Processing		Public Works	315,677.00	Collected	383,468.15
Garbage and Trash Disposal	229,500.00	Buildings and Grounds	120,279.56	Cancelled, Abated or Adjusted	88,460.09
Public Buildings and Grounds	66,235.00	Library and Education		Transfers to Tax Title Liens or Foreclosed	3,726.28
Other Public Works		Conservation		Ending Balance	27,172.28
<b>HEALTH and WELFARE</b>		All Other		<b>TAX TITLE LIENS OUTSTANDING</b>	
Health Services Except Environmental	6,350.00			Beginning Balance	363,898.72
Welfare-Public Assistance	17,027.00	<b>CAPITAL DEBT AUTHORIZED, ENDING BALANCE</b>		Transfer From Taxes	113,690.25
Hospital, Clinics, First Aid	275.00	ISSUED AND UNISSUED		Redeemed	77,316.09
Animal, Insect, & Rodent Control	5,505.00	School	1,480,835	Cancelled, Abated or Adjusted	
Other Welfare Services		Self-Liquidating		Transfers to Foreclosed Property	
<b>RECREATION and CONSERVATION</b>		Other	866,500	Ending Balance	400,272.88
Beaches and Boardwalks		Total	2,347,335	<b>PROPERTY ACQUIRED BY DEED OR FORECLOSURE</b>	
Parks, Playgrounds, Shade Trees	13,350.00	ISSUED AND OUTSTANDING		Beginning Balance	600,600.00
Land Reclamation & Conservation		School		Transfers From Taxes or Liens	
Other Recreational Services	32,764.00	Self-Liquidating		Sale for Cash	
<b>EDUCATION (excluding schools)</b>		Other		Cancelled, Abated or Adjusted	
Libraries	5,000.00	Total	1,480,056.93	Ending Balance	600,600.00
Other Educational Services		<b>EQUALIZED VALUATION BASIS FOR NET DEBT COMPUTATION</b>		<b>CURRENT FINANCES ENDING BALANCE</b>	
<b>STATUTORY EXPENDITURES</b>		REAL PROPERTY VALUATIONS		ASSETS	
Pensions & F. I. C. A.	148,481.65	Code Class # of Parcels % VAL'N ASSESSED VALUATION		Cash	743,707.06
Employee Fringe Benefits	262,486.00	1 Vacant Land 315 2.49 2,344,200.00		Taxes Receivable	456,398.01
Other Statutory Expenditures	8,000.00	2 Residential 1231 71.66 57,390,150.00		Tax Title Liens	400,272.88
<b>MUNICIPAL FUNCTIONS TOTAL</b>	3,893,411.39	3 Farm 2 1,900.00		Foreclosed Property	600,600.00
<b>CAPITAL IMPROVEMENTS *MEMO*</b>	40,000.00	4a Commercial 128 16.55 15,563,200.00		Emergencies & Other Deferred Charges	14,000.00
<b>DEBT SERVICE</b>		4b Industrial 8,741,200.00		State and Federal Aid Receivable	
Principal Payments	15,000.00	4c Apartments 16 9.30 8,741,200.00		Other Receivables	97,148.57
Interest Payments	412.86	Total 1692 96,040,650.00		Total	2,312,126.52
<b>DEFERRED CHARGES</b>	88,994.35	Land Area .90 Sq. Miles		<b>LIABILITIES, RESERVES, AND SURPLUS</b>	
<b>SCHOOL, COUNTY, SPECIAL DISTRICT TAXES</b>	2,237,958.28	Net Valuation Taxable-Municipal	97,752,943	Cash Liabilities	394,670.05
<b>RESERVE FOR UNCOLLECTED TAXES</b>	664,414.00	Net Valuation Taxable-County	102,047,260	Reserves for Receivables	1,554,419.46
<b>EXPENDITURES TOTAL</b>	6,900,193.88	State Equalized Valuation	101,335,723	Surplus	371,183.34
		State Equalization Ratio	96.33	Total	2,320,272.85

\*Includes County Health Service Taxes or County Open Space Tax. See Table 13.

0427

Population 1990 **34,738**  
 Population 1994 **34,544**  
 S & P Rating  
 Moody Rating **AAA**

General Tax Rate Per \$100. **7.62**  
 State Equalized Tax Rate **2.87**

**PENNSAUKEN TOWNSHIP - CAMDEN CO.**  
 Form of Government:  
**Town Council**  
 Number of Members on Governing Body - 5

PER CAPITA:  
 Gross Debt **1,332.27** PER CENT:  
 Net Debt **602.26** Gross Debt **3.11**  
 Debt Service **126.08** Net Debt **1.41**  
 Total Tax Levy **1,286.84** Tax Levy Collected **94.76**  
 Municipal Expenditures **765.52** Tax Levy Cancelled, Abated or Adjusted **1.07**

EXPENDITURES-CURRENT YEAR		REVENUES REALIZED-CURRENT YEAR		PROPERTY TAXES-CURRENT YEAR	
<b>GENERAL GOVERNMENT</b>		<b>REVENUES REALIZED-CURRENT YEAR</b>		<b>STATE EQUALIZED TAX RATE</b> <u>1.42</u>	
Governing Body & Public Boards		Property Taxes Collected	<b>42,128,085.21</b>	Local District School Taxes	<b>1.42</b>
Municipal Clerk	<b>123,675.00</b>	Payments In Lieu of Taxes		Regional & Consolidated School Tax	
Financial Administration	<b>388,355.12</b>	Delinquent Tax & Lien Collections	<b>2,578,885.02</b>	School Taxes in Municipal Budget	
Assessment of Taxes	<b>384,225.00</b>	Business Personally Replacement Taxes	<b>1,142,005.60</b>	County Taxes	<b>.85</b> *
Collection of Taxes	<b>164,250.00</b>	Taxes from Public Utilities	<b>3,811,500.51</b>	County Library Taxes	
Planning, Housing & Development	<b>183,035.00</b>	Other Miscellaneous Tax Revenues		Local Municipal Purpose Taxes	<b>.60</b>
Human Resources	<b>383,684.00</b>	State Aid Revenues	<b>2,346,907.31</b>	Veteran & Senior Citizen Taxes	
Elections		Federal Aid Revenues		Total Taxes for Rate Computation	<b>2.87</b>
General Administration (other)	<b>2,295,136.12</b>			Special District Taxes	<b>2,208,120.00</b>
<b>JUDICIARY</b>		Sale of Acquired Property		Bank Corp. Taxes	
Municipal Courts	<b>526,205.20</b>	Other Miscellaneous Revenues		Added and Omitted Taxes	<b>164,212.45</b>
<b>PUBLIC SAFETY</b>		Total	<b>57,626,566.17</b>	Total Taxes Levied - ABSTRACT	<b>44,452,704.47</b>
Fire Protection	<b>962,765.25</b>	Prior Years Surplus Appropriated	<b>2,702,000.00</b>	Total Taxes Billed	<b>44,459,093.63</b>
Police Protection	<b>6,537,686.51</b>	<b>REVENUES TOTAL</b>	<b>60,328,566.17</b>	<b>TAXES COLLECTED</b>	<b>42,128,085.21</b>
Civil Defense & Disaster Control	<b>14,795.00</b>	Reserve For Uncollected Taxes	<b>3,354,000.00</b>	Taxes Cancelled, Abated or Adjusted	<b>473,857.54</b>
Environmental Inspection & Control	<b>537,605.00</b>	<b>CAPITAL OUTLAY TOTAL</b>	<b>2,769,983.76</b>	Transfer to Tax Title Liens or Foreclosed	<b>73,467.59</b>
Other Public Safety		Public Enterprises	<b>138,719.63</b>	Ending Balance	<b>1,783,685.29</b>
<b>PUBLIC WORKS</b>		Recreation-Culture	<b>136,333.48</b>	<b>PRIOR YEARS TAXES OUTSTANDING</b>	
Streets and Drainage	<b>804,686.08</b>	Public Works	<b>1,456,074.72</b>	Beginning Balance	<b>2,822,681.13</b>
Sewers and Sewage Processing		Buildings and Grounds	<b>1,038,855.93</b>	Collected	<b>2,476,173.16</b>
Garbage and Trash Disposal		Library and Education		Cancelled, Abated or Adjusted	<b>191,426.46</b>
Public Buildings and Grounds	<b>388,025.00</b>	Conservation		Transfers to Tax Title Liens or Foreclosed	<b>101,964.03</b>
Other Public Works	<b>805,625.00</b>	All Other		Ending Balance	<b>53,117.48</b>
<b>HEALTH and WELFARE</b>		<b>CAPITAL DEBT AUTHORIZED, ENDING BALANCE</b>			
Health Services Except Environmental	<b>59,125.00</b>	ISSUED AND UNISSUED	GROSS DEBT	NET DEBT	
Welfare-Public Assistance	<b>61,595.00</b>	School	<b>16,492,000</b>		
Hospital, Clinics, First Aid		Self-Liquidating	<b>4,841,480</b>		
Animal, Insect, & Rodent Control		Other	<b>24,688,527</b>		
Other Welfare Services		Total	<b>46,022,008</b>		
<b>RECREATION and CONSERVATION</b>		<b>ISSUED AND OUTSTANDING</b>			
Beaches and Boardwalks	<b>225.00</b>	School	<b>16,492,000.00</b>		
Parks, Playgrounds, Shade Trees	<b>1,025.00</b>	Self-Liquidating			
Land Reclamation & Conservation	<b>500.00</b>	Other	<b>24,482,787.71</b>		
Other Recreational Services	<b>178,760.00</b>	Total	<b>40,974,787.71</b>		
<b>EDUCATION (excluding schools)</b>		<b>EQUALIZED VALUATION BASIS FOR NET DEBT COMPUTATION</b>			
Libraries	<b>561,023.00</b>	<b>REAL PROPERTY VALUATIONS</b>			
Other Educational Services	<b>10,000.00</b>	Code	Class	# of Parcels	% VAL'N
<b>STATUTORY EXPENDITURES</b>		<b>ASSESSED VALUATION</b>			
Pensions & F. I. C. A.	<b>1,044,500.00</b>	1	Vacant Land	454	1.46
Employee Fringe Benefits	<b>2,236,915.82</b>	2	Residential	10886	54.18
Other Statutory Expenditures		3	Farm		
<b>MUNICIPAL FUNCTIONS</b>		4a	Commercial	754	36.75
TOTAL	<b>18,653,422.10</b>	4b	Industrial	35	6.14
<b>CAPITAL IMPROVEMENTS</b>		4c	Apartments	28	1.47
*MEMO*	<b>100,000.00</b>	Total		12157	
<b>DEBT SERVICE</b>		Land Area	<b>10.56</b>	Sq. Miles	
Principal Payments	<b>3,154,910.13</b>	Net Valuation Taxable-Municipal	<b>552,029,958</b>		
Interest Payments	<b>1,200,470.64</b>	Net Valuation Taxable-County	<b>1,494,148,119</b>		
<b>DEFERRED CHARGES</b>		State Equalized Valuation	<b>1,459,169,682</b>		
SCHOOL, COUNTY, SPECIAL DISTRICT TAXES	<b>81,416.30</b>	State Equalization Ratio	<b>37.70</b>		
RESERVE FOR UNCOLLECTED TAXES	<b>3,354,000.00</b>	<b>CURRENT FINANCES ENDING BALANCE</b>			
EXPENDITURES TOTAL	<b>61,933,711.19</b>	<b>ASSETS</b>			
		Cash	<b>7,349,049.14</b>		
		Taxes Receivable	<b>1,836,802.77</b>		
		Tax Title Liens	<b>398,466.17</b>		
		Foreclosed Property	<b>1,304,112.82</b>		
		Emergencies & Other Deferred Charges	<b>245,228.00</b>		
		State and Federal Aid Receivable			
		Other Receivables	<b>216,845.55</b>		
		Total	<b>11,350,504.45</b>		
		<b>LIABILITIES, RESERVES, AND SURPLUS</b>			
		Cash Liabilities	<b>2,185,692.12</b>		
		Reserves for Receivables	<b>3,756,227.31</b>		
		Surplus	<b>5,408,585.02</b>		
		Total	<b>11,350,504.45</b>		

\*Includes County Health Service Taxes or County Open Space Tax. See Table 13.

1708

Population 1990 **13,794**  
 Population 1994 **13,468**  
 S & P Rating  
 Moody Rating **A**

General Tax Rate Per \$100. **2.01**  
 State Equalized Tax Rate **1.99**

**PENNSVILLE TOWNSHIP - SALEM COUNTY**  
 Form of Government:  
**Township Council**  
 Number of Members on Governing Body - 5

PER CAPITA:  
 Gross Debt **538.01** PER CENT:  
 Net Debt **208.19** Gross Debt **1.01**  
 Debt Service **24.90** Net Debt **.39**  
 Total Tax Levy **1,099.89** Tax Levy Collected **92.85**  
 Municipal Expenditures **651.34** Tax Levy Cancelled, Abated or Adjusted **.34**

EXPENDITURES-CURRENT YEAR		REVENUES REALIZED-CURRENT YEAR		PROPERTY TAXES-CURRENT YEAR		
<b>GENERAL GOVERNMENT</b>		<b>REVENUES REALIZED-CURRENT YEAR</b>		<b>STATE EQUALIZED TAX RATE</b> <u>1.09</u>		
Governing Body & Public Boards	43,300.00	Property Taxes Collected	13,796,930.00	Local District School Taxes	8,031,936.50	
Municipal Clerk	60,800.00	Payments in Lieu of Taxes	29,461.00	Regional & Consolidated School Tax		
Financial Administration	79,500.00	Delinquent Tax & Lien Collections	1,035,950.00	School Taxes in Municipal Budget		
Assessment of Taxes	57,650.00	Business Personalty Replacement Taxes	1,951,243.00	County Taxes	.89 *	
Collection of Taxes	77,600.00	Taxes from Public Utilities	3,475,553.00	County Library Taxes		
Planning, Housing & Development	31,600.00	Other Miscellaneous Tax Revenues		Local Municipal Purpose Taxes	.02	
Human Resource	141,799.00	State Aid Revenues	850,665.00	Valaran & Senior Citizen Taxes		
Elections		Federal Aid Revenues		Total Taxes for Rate Computation	2.00	
General Administration (other)	520,951.00			Special District Taxes		
<b>JUDICIARY</b>		Sale of Acquired Property		Bank Corp. Taxes		
Municipal Courts	120,500.00	Other Miscellaneous Revenues		Added and Omitted Taxes	144,040.00	
<b>PUBLIC SAFETY</b>		Total	22,076,724.00	Total Taxes Levied - ABSTRACT	14,813,356.15	
Fire Protection	203,717.00	Prior Years Surplus Appropriated	635,000.00	Total Taxes Billed	14,859,696.00	
Police Protection	2,036,944.00	REVENUES TOTAL	22,711,724.00	TAXES COLLECTED	13,796,930.00	
Civil Defense & Disaster Control	38,200.00	Rarava For Uncollected Taxes	950,000.00	Taxes Cancelled, Abated or Adjusted	50,563.00	
Environmental Inspection & Control		<b>CAPITAL OUTLAY TOTAL</b>		Transfer to Tax Title Liens or Foreclosed	49,118.00	
Other Public Safety			582,149.00	Ending Balance	963,085.00	
<b>PUBLIC WORKS</b>		Public Enterprises	80,876.00	<b>PRIOR YEARS TAXES OUTSTANDING</b>		
Streets and Drainage	1,152,891.00	Recreation-Cultura		Beginning Balance	808,982.00	
Sewers and Sewage Processing		Public Works	33,225.00	Collected	785,964.00	
Garbage and Trash Disposal	942,935.00	Buildings and Grounds	468,048.00	Cancelled, Abated or Adjusted	10,316.00	
Public Buildings and Grounds	107,100.00	Library and Education		Transfers to Tax Title Liens or Foreclosed	802.00	
Other Public Works		Conservation		Ending Balance	11,900.00	
<b>HEALTH and WELFARE</b>		All Other		<b>TAX TITLE LIENS OUTSTANDING</b>		
Health Services Except Environmental	122,200.00	<b>CAPITAL DEBT AUTHORIZED, ENDING BALANCE</b>		Beginning Balance	306,126.00	
Welfare-Public Assistance	18,650.00	ISSUED AND UNISSUED	GROSS DEBT	Transfer From Taxes	50,801.00	
Hospital, Clinics, First Aid	1,000.00	School	4,031,678	Radaamad	249,986.00	
Animal, Insect, & Rodent Control	23,300.00	Self-Liquidating	410,400	Cancelled, Abated or Adjusted	724.00	
Other Welfare Services		Other	2,803,900	Transfers to Foreclosed Property		
<b>RECREATION and CONSERVATION</b>		Total	7,245,978	Ending Balance	106,217.00	
Beaches and Boardwalks	4,700.00	<b>ISSUED AND OUTSTANDING</b>		<b>PROPERTY ACQUIRED BY DEED OR FORECLOSURE</b>		
Perks, Playgrounds, Shada Treas		School	4,031,678.00	Beginning Balance	145,823.00	
Land Reclamation & Conservation	3,841.00	Self-Liquidating	410,400.00	Transfers From Taxes or Liens		
Other Recraational Services	316,800.00	Other	2,684,254.00	Sala for Cash		
<b>EDUCATION (axcluding schools)</b>		Total	7,126,332.00	Cancelled, Abated or Adjusted		
Libraries	106,000.00	<b>EQUALIZED VALUATION BASIS</b>		Ending Balance	145,823.00	
Other Educational Services		<b>FOR NET DEBT COMPUTATION</b>		<b>CURRENT FINANCES ENDING BALANCE</b>		
<b>STATUTORY EXPENDITURES</b>		<b>REAL PROPERTY VALUATIONS</b>		<b>ASSETS</b>		
Pansions & F. f. C. A.	482,248.00	Code	Class	# of Parcels	% VAL'N	ASSESSED VALUATION
Employee Fringe Banafits	745,500.00	1	Vacant Land	1074	2.96	21,423,400.00
Other Statutory Expenditures	15,000.00	2	Residental	4371	58.73	425,201,300.00
<b>MUNICIPAL FUNCTIONS</b>		3	Farm	258	.97	7,012,100.00
<b>TOTAL</b>		4a	Commrcial	181	9.35	67,715,600.00
<b>* MEMO *</b>		4b	Industrial	5	25.50	184,654,100.00
<b>CAPITAL IMPROVEMENTS</b>		4c	Apartments	9	2.49	18,043,000.00
<b>DEBT SERVICE</b>		Total		5898		724,049,500.00
Principal Payments	139,200.00	Land Area	23.10	Sq. Miles		
Interest Payments	196,150.00	Net Valuation Taxable-Municipal				728,497,798
<b>DEFERRED CHARGES</b>		Net Valuation Taxable-County				776,924,908
SCHOOL, COUNTY, SPECIAL DISTRICT TAXES	62,150.00	State Equalized Valuation				735,959,209
RESERVE FOR UNCOLLECTED TAXES	14,553,835.15	State Equalization Ratio				98.98
EXPENDITURES	23,326,061.15					
				<b>LIABILITIES, RESERVES, AND SURPLUS</b>		
				Cash Liabilities		4,208,994.00
				Reserves for Receivables		1,264,351.00
				Surplus		728,410.00
				Total		6,201,755.00

\*Includes County Health Service Taxes or County Open Space Tax. See Table 13

1431

Population 1990 12,344  
 Population 1994 13,800  
 S & P Rating  
 Moody Rating AAA

General Tax Rate Per \$100. 3.55  
 State Equalized Tax Rate 2.32

**PEQUANNOCK TOWNSHIP - MORRIS CO.**  
 Form of Government:  
**Council-Manager Plan E (OMCL 50)**  
 Number of Members on Governing Body - 5

PER CAPITA:  
 Gross Debt 856.25  
 Net Debt 669.14  
 Debt Service 53.47  
 Total Tax Levy 1,643.78  
 Municipal Expenditures 616.42

PER CENT:  
 Gross Debt 1.29  
 Net Debt .98  
 Tax Levy Collected 96.90  
 Tax Levy Cancelled, Abated or Adjusted .93

EXPENDITURES-CURRENT YEAR		REVENUES REALIZED-CURRENT YEAR		PROPERTY TAXES-CURRENT YEAR		
<b>GENERAL GOVERNMENT</b>		<b>REVENUES REALIZED-CURRENT YEAR</b>		<b>STATE EQUALIZED TAX RATE</b>		
Governing Body & Public Boards		Property Taxes Collected	22,034,889.85	Local District School Taxes	1.80	
Municipal Clerk		Payments in Lieu of Taxes	70,842.00	Regional & Consolidated School Tax		
Financial Administration	268,773.00	Delinquent Tax & Lien Collections	474,366.81	School Taxes in Municipal Budget		
Assessment of Taxes	70,000.00	Business Personality Replacement Taxes	125,830.92	County Taxes	.31 *	
Collection of Taxes		Taxes from Public Utilities	846,829.00	County Library Taxes		
Planning, Housing & Development	93,130.00	Other Miscellaneous Tax Revenues		Local Municipal Purpose Taxes	.41	
Human Resources	282,147.00	State Aid Revenues	933,999.43	Veteran & Senior Citizen Taxes		
Elections		Federal Aid Revenues		Total Taxes for Rate Computation	2.32	
General Administration (other)	715,979.00			Special District Taxes		
<b>JUDICIARY</b>		Sale of Acquired Property	1,018,238.87	Bank Corp. Taxes		
Municipal Courts	94,271.00	Other Miscellaneous Revenues	25,504,996.88	Added and Omitted Taxes	222,247.52	
<b>PUBLIC SAFETY</b>		Prior Years Surplus Appropriated	1,550,000.00	Total Taxes Levied - ABSTRACT	22,684,230.86	
Fire Protection	117,062.00	REVENUES TOTAL	27,054,996.88	Total Taxes Billed	22,739,430.01	
Police Protection	1,703,606.04	Reserve For Uncollected Taxes	1,170,000.00	TAXES COLLECTED	22,034,889.85	
Civil Defense & Disaster Control	4,160.00	<b>CAPITAL OUTLAY TOTAL</b>		Taxes Cancelled, Abated or Adjusted	211,054.02	
Environmental Inspection & Control	118,482.00	Public Enterprises	249,193.47	Transfer to Tax Title Liens or Foreclosed	9,490.96	
Other Public Safety		Recreation-Culture		Ending Balance	483,995.18	
<b>PUBLIC WORKS</b>		Public Works	26,218.10	<b>PRIOR YEARS TAXES OUTSTANDING</b>		
Streets and Drainage	375,053.00	Buildings and Grounds	1,188,460.57	Beginning Balance	476,811.88	
Sewers and Sewage Processing	214,600.00	Library and Education		Collected	467,996.90	
Garbage and Trash Disposal		Conservation		Cancelled, Abated or Adjusted		
Public Buildings and Grounds	228,950.00	All Other		Transfers to Tax Title Liens or Foreclosed		
Other Public Works	59,850.00	<b>CAPITAL DEBT AUTHORIZED, ENDING BALANCE</b>		Ending Balance	8,814.98	
<b>HEALTH and WELFARE</b>		ISSUED AND UNISSUED	GROSS DEBT	NET DEBT		
Health Services Except Environmental	372,572.00	School				
Welfare-Public Assistance	3,050.00	Self-Liquidating	3,126,310	255,896		
Hospital, Clinics, First Aid		Other	9,103,962	8,978,229		
Animal, Insect, & Rodent Control	14,100.00	Total	12,230,272	9,234,125		
Other Welfare Services		<b>ISSUED AND OUTSTANDING</b>		<b>PROPERTY ACQUIRED BY DEED OR FORECLOSURE</b>		
<b>RECREATION and CONSERVATION</b>		School		Beginning Balance	601,550.00	
Beaches and Boardwalks		Self-Liquidating	2,080,000.00	Transfers From Taxes or Liens		
Perks, Playgrounds, Shade Trees	264,520.00	Other	6,710,000.00	Sale for Cash		
Land Reclamation & Conservation	22,048.29	Total	8,790,000.00	Cancelled, Abated or Adjusted		
Other Recreational Services	197,405.00	<b>EQUALIZED VALUATION BASIS FOR NET DEBT COMPUTATION</b>		Ending Balance	601,550.00	
<b>EDUCATION (excluding schools)</b>		<b>REAL PROPERTY VALUATIONS</b>		<b>CURRENT FINANCES ENDING BALANCE</b>		
Libraries	508,053.00	Code	Class	# of Parcels	% VAL'N	ASSESSED VALUATION
Other Educational Services	900.00	1	Vacant Land	370	1.78	11,207,250.00
<b>STATUTORY EXPENDITURES</b>		2	Residential	4361	84.03	529,797,000.00
Pensions & F. I. C. A.	402,509.00	3	Farm	39	.42	2,693,000.00
Employee Fringe Benefits	392,200.00	4a	Commercial	196	12.03	75,830,900.00
Other Statutory Expenditures		4b	Industrial	12	1.54	9,686,100.00
<b>MUNICIPAL FUNCTIONS</b>		4c	Apartments	1	.21	1,293,300.00
<b>CAPITAL IMPROVEMENTS</b>		Total	4979			630,507,550.00
<b>DEBT SERVICE</b>		Land Area 6.95 Sq Miles		Net Valuation Taxable-Municipal		632,505,126
Principal Payments	386,000.00	Net Valuation Taxable-County		State Equalized Valuation		953,401,793
Interest Payments	351,952.88	State Equalized Valuation		State Equalization Ratio		967,404,941
<b>DEFERRED CHARGES</b>		State Equalization Ratio				65.31
SCHOOL, COUNTY, SPECIAL DISTRICT TAXES	18,463,797.34	LIABILITIES, RESERVES, AND SURPLUS		Cash Liabilities		911,716.28
RESERVE FOR UNCOLLECTED TAXES	1,170,000.00	Cash Liabilities		Reserves for Receivables		1,190,122.24
EXPENDITURES TOTAL	26,970,359.55	Surplus		Total		1,882,786.88
		Total		Total		3,984,625.40

\*Includes County Health Service Taxes or County Open Space Tax. See Table 13.

1216

Population 1990 41,967  
 Population 1994 42,364  
 S & P Rating  
 Moody Rating BAA

General Tax Rate Per \$100. 2.97  
 State Equalized Tax Rate 2.96

**PERTH AMBOY CITY - MIDDLESEX COUNTY**  
 Form of Government:  
**Mayor-Council Plan B (OMCL 50)**  
 Number of Members on Governing Body - 5

PER CAPITA:  
 Gross Debt 2,603.43  
 Net Debt 1,235.63  
 Debt Service 85.89  
 Total Tax Levy 1,037.94  
 Municipal Expenditures 870.59

PER CENT:  
 Gross Debt 7.27  
 Net Debt 3.50  
 Tax Levy Collected 90.71  
 Tax Levy Cancelled, Abated or Adjusted .24

EXPENDITURES-CURRENT YEAR		REVENUES REALIZED-CURRENT YEAR		PROPERTY TAXES-CURRENT YEAR	
<b>GENERAL GOVERNMENT</b>		<b>REVENUES REALIZED-CURRENT YEAR</b>		<b>PROPERTY TAXES-CURRENT YEAR</b>	
Governing Body & Public Boards	125,820.00	Property Taxes Collected	38,718,142.05	STATE EQUALIZED TAX RATE	2.96
Municipal Clerk	201,397.00	Payments in Lieu of Taxes	98,381.82	Local District School Taxes	1.26
Financial Administration	963,228.80	Delinquent Tax & Lien Collections	2,617,166.16	Regional & Consolidated School Tax	
Assessment of Taxes	215,630.00	Business Personalty Replacement Taxes	1,672,438.88	School Taxes in Municipal Budget	
Collection of Taxes		Taxes from Public Utilities	1,722,586.00	County Taxes	.42 *
Planning, Housing & Development	45,046.00	Other Miscellaneous Tax Revenue		County Library Taxes	
Human Resources	1,554,836.00	State Aid Revenues	8,562,014.08	Local Municipal Purpose Taxes	1.28
Elections	55,000.00	Federal Aid Revenues	1,900.00	Veteran & Senior Citizen Taxes	
General Administration (other)	2,300,748.00			Total Taxes for Rate Computation	2.96
<b>JUDICIARY</b>		Sale of Acquired Property		Special District Taxes	
Municipal Courts	598,659.18	Other Miscellaneous Revenues	4,092,967.58	Bank Corp. Taxes	
<b>PUBLIC SAFETY</b>		Total	57,485,596.57	Added and Omitted Taxes	30,932.06
Fire Protection	2,740,315.00	Prior Years Surplus Appropriated		Total Taxes Levied - ABSTRACT	43,971,180.32
Police Protection	6,654,738.92	REVENUES TOTAL	57,485,596.57	Total Taxes Billed	42,682,752.43
Civil Defense & Disaster Control	24,900.00	Reserve For Uncollected Taxes	3,700,000.00	TAXES COLLECTED	38,718,142.05
Environmental Inspection & Control	754,209.00			Taxes Cancelled, Abated or Adjusted	104,180.78
Other Public Safety		CAPITAL OUTLAY TOTAL	35,854,792.91	Transfer to Tax Title Liens or Foreclosed	618.69
<b>PUBLIC WORKS</b>				Ending Balance	3,859,810.91
Streets and Drainage	1,570,466.00	Public Enterprises	1,447,649.01	<b>PRIOR YEARS TAXES OUTSTANDING</b>	
Sewers and Sewage Processing	2,762,658.35	Recreation-Culture		Beginning Balance	1,776,787.68
Garbage and Trash Disposal		Public Works		Collected	1,480,057.00
Public Buildings and Grounds	692,503.00	Buildings and Grounds	34,407,143.90	Cancelled, Abated or Adjusted	114,599.14
Other Public Works		Library and Education		Transfers to Tax Title Liens or Foreclosed	117,086.47
<b>HEALTH and WELFARE</b>		Conservation		Ending Balance	65,045.07
Health Services Except Environmental	246,219.00	All Other		<b>TAX TITLE LIENS OUTSTANDING</b>	
Welfare-Public Assistance	265,539.00			Beginning Balance	2,427,108.06
Hospital, Clinics, First Aid	39,250.00	CAPITAL DEBT AUTHORIZED, ENDING BALANCE		Transfer From Taxes	117,705.16
Animal, Insect, & Rodent Control	54,406.00	ISSUED AND UNISSUED		Redeamed	1,137,109.16
Other Welfare Services		School	32,162,000	Cancelled, Abated or Adjusted	
<b>RECREATION and CONSERVATION</b>		Self-Liquidating	24,935,994	Transfers to Foreclosed Property	
Beaches and Boardwalks		Other	53,193,651	Ending Balance	1,407,704.06
Parks, Playgrounds, Shade Trees	407,289.00	Total	110,291,645	PROPERTY ACQUIRED BY DEED OR	
Land Reclamation & Conservation	15,409.81	ISSUED AND OUTSTANDING		FORECLOSURE	
Other Recreational Services	265,514.00	School	32,162,000.00	Beginning Balance	388,200.00
<b>EDUCATION (excluding schools)</b>		Self-Liquidating	20,044,000.00	Transfers From Taxes or Liens	
Libraries	598,133.00	Other	48,365,000.00	Sale for Cash	
Other Educational Services	2,500.00	Total	100,571,000.00	Cancelled, Abated or Adjusted	
<b>STATUTORY EXPENDITURES</b>		EQUALIZED VALUATION BASIS		Ending Balance	388,200.00
Pensions & F. I. C. A.	2,099,934.00	FOR NET DEBT COMPUTATION	1,518,095,075	<b>CURRENT FINANCES ENDING BALANCE</b>	
Employee Fringe Benefits	2,738,000.00	<b>REAL PROPERTY VALUATIONS</b>		<b>ASSETS</b>	
Other Statutory Expenditures	30,000.00	Code Class # of Parcels % VALN		Cash	9,254,040.31
<b>MUNICIPAL FUNCTIONS</b>		1 Vacant Land 340 1.50		Taxes Receivable	3,924,855.98
CAPITAL IMPROVEMENTS	28,022,345.06	2 Residential 7147 54.53		Tax Title Liens	1,407,704.06
DEBT SERVICE	1.00	3 Farm		Foreclosed Property	388,200.00
Principal Payments	1,540,000.00	4a Commercial 858 14.98		Emergencies & Other Deferred Charges	10,000.00
Interest Payments	2,098,834.67	4b Industrial 186 24.09		State and Federal Aid Receivable	182,265.02
<b>DEFERRED CHARGES</b>		4c Apartments 142 4.90		Other Receivables	546,194.91
SCHOOL, COUNTY, SPECIAL DISTRICT TAXES	1,520,445.50	Total 8673		Total	15,713,260.28
RESERVE FOR UNCOLLECTED TAXES	24,995,195.02	Land Area 4.55 Sq. Miles		<b>LIABILITIES, RESERVES, AND SURPLUS</b>	
EXPENDITURES TOTAL	61,876,820.25	Net Valuation Taxable-Municipal	1,477,145,690	Cash Liabilities	8,462,169.18
		Net Valuation Taxable-County	1,499,874,037	Reserves for Receivables	6,266,954.95
		State Equalized Valuation	1,481,881,512	Surplus	984,136.15
		State Equalization Ratio	99.70	Total	15,713,260.28

\*Includes County Health Service Taxes or County Open Space Tax See Table 13

Population 1990 **15,757**  
 Population 1994 **15,812**  
 S & P Rating  
 Moody Rating

General Tax Rate Per \$100. **2.52**  
 State Equalized Tax Rate **2.61**

**PHILLIPSBURG TOWN - WARREN COUNTY**  
 Form of Government:  
**Council-Manager Plan B (OMCL 50)**  
 Number of Members on Governing Body - 5

PER CAPITA  
 Gross Debt **2,048.95** PER CENT:  
 Net Debt **482.91** Gross Debt **6.03**  
 Debt Service **47.80** Net Debt **1.42**  
 Total Tax Levy **867.72** Tax Levy Collected **89.44**  
 Municipal Expenditures **635.56** Tax Levy Cancelled, Abated or Adjusted **3.24**

EXPENDITURES-CURRENT YEAR		REVENUES REALIZED-CURRENT YEAR			PROPERTY TAXES-CURRENT YEAR	
<b>GENERAL GOVERNMENT</b>		<b>REVENUES REALIZED-CURRENT YEAR</b>			<b>STATE EQUALIZED TAX RATE</b>	
Governing Body & Public Boards	83,660.00	Property Taxes Collected	12,324,117.25	Local District School Taxes	1.22	6,398,509.00
Municipal Clerk	75,724.00	Payments in Lieu of Taxes	110,941.86	Regional & Consolidated School Tax		
Financial Administration	116,284.00	Delinquent Tax & Lien Collections	1,016,852.80	School Taxes in Municipal Budget		
Assessment of Taxes	74,184.00	Business Personality Replacement Taxes	484,958.56	County Taxes	.66 *	3,452,286.45
Collection of Taxes	66,849.00	Taxes from Public Utilities	714,741.00	County Library Taxes		
Planning, Housing & Development		Other Miscellaneous Tax Revenues		Local Municipal Purpose Taxes	.73	3,858,385.31
Human Resources	288,754.00	State Aid Revenues	1,934,345.81	Veteran & Senior Citizen Taxes		205,050.00
Elections	6,334.00	Federal Aid Revenues		Total Taxes for Rate Computation	2.61	13,914,230.76
General Administration (other)	836,540.00			Special District Taxes		
<b>JUDICIARY</b>		Sale of Acquired Property		Bank Corp. Taxes		
Municipal Courts	170,354.00	Other Miscellaneous Revenues		Added and Omitted Taxes		11,261.83
<b>PUBLIC SAFETY</b>		Total	18,336,980.26	Total Taxes Levied - ABSTRACT		13,720,442.59
Fire Protection	168,377.00	Prior Years Surplus Appropriated	1,200,000.00	Total Taxes Billed		13,778,547.87
Police Protection	1,702,436.00	<b>REVENUES TOTAL</b>	<b>19,536,980.26</b>	<b>TAXES COLLECTED</b>		<b>12,324,117.25</b>
Civil Defense & Disaster Control	4,500.00	Reserve For Uncollected Taxes	1,632,429.31	Taxes Cancelled, Abated or Adjusted		446,647.27
Environmental Inspection & Control	155,230.00	<b>CAPITAL OUTLAY TOTAL</b>	<b>1,646,631.93</b>	Transfer to Tax Title Liens or Foreclosed		60,038.70
Other Public Safety				Ending Balance		947,744.65
<b>PUBLIC WORKS</b>		Public Enterprises	330,335.11	<b>PRIOR YEARS TAXES OUTSTANDING</b>		
Streets and Drainage	364,743.11	Recreation-Culture		Beginning Balance		958,048.44
Sewers and Sewage Processing		Public Works	283,402.97	Collected		939,463.58
Garbage and Trash Disposal	842,139.00	Buildings and Grounds	1,032,893.85	Cancelled, Abated or Adjusted		12,990.00
Public Buildings and Grounds	178,240.00	Library and Education		Transfers to Tax Title Liens or Foreclosed		56.22
Other Public Works	4,000.00	Conservation		Ending Balance		5,538.64
<b>HEALTH and WELFARE</b>		All Other		<b>TAX TITLE LIENS OUTSTANDING</b>		
Health Services Except Environmental				Beginning Balance		273,332.75
Welfare-Public Assistance	1,052,151.00	<b>CAPITAL DEBT AUTHORIZED, ENDING BALANCE</b>		Transfer From Taxes		60,141.65
Hospital, Clinics, First Aid		ISSUED AND UNISSUED		Redeemed		77,389.22
Animal, Insect, & Rodent Control	11,500.00	School		Cancelled, Abated or Adjusted		264.47
Other Welfare Services	38,613.82	Self-Liquidating	24,762,101	Transfers to Foreclosed Property		
<b>RECREATION and CONSERVATION</b>		Other	7,635,840	Ending Balance		255,820.71
Beaches and Boardwalks		Total	32,397,941	<b>PROPERTY ACQUIRED BY DEED OR FORECLOSURE</b>		
Perks, Playgrounds, Shade Trees	95,942.00	<b>ISSUED AND OUTSTANDING</b>		Beginning Balance		874,470.00
Land Reclamation & Conservation	3,149.37	School		Transfers From Taxes or Liens		
Other Recreational Services	94,794.00	Self-Liquidating	20,291,512.54	Sale for Cash		
<b>EDUCATION (excluding schools)</b>		Other	6,018,976.31	Cancelled, Abated or Adjusted		
Libraries	396,412.00	Total	26,310,488.85	Ending Balance		874,470.00
Other Educational Services		<b>EQUALIZED VALUATION BASIS FOR NET DEBT COMPUTATION</b>	<b>537,157,918</b>	<b>CURRENT FINANCES ENDING BALANCE</b>		
<b>STATUTORY EXPENDITURES</b>		<b>REAL PROPERTY VALUATIONS</b>		<b>ASSETS</b>		
Pensions & F. I. C. A.	395,415.00	Code	Class	# of Parcels	% VAL'N	Assessed Valuation
Employee Fringe Benefits	422,600.00	1	Vacant Land	231	1.56	8,384,000.00
Other Statutory Expenditures	12,248.00	2	Residential	4425	70.20	377,905,532.00
<b>MUNICIPAL FUNCTIONS TOTAL</b>	<b>7,661,173.30</b>	3	Farm	3	.01	40,900.00
<b>CAPITAL IMPROVEMENTS *MEMO*</b>	<b>48,950.00</b>	4e	Commercial	329	14.58	78,474,580.00
<b>DEBT SERVICE</b>		4b	Industrial	32	10.26	55,236,620.00
Principal Payments	581,950.80	4c	Apartments	32	3.40	18,289,800.00
Interest Payments	173,921.12	Total	5052			538,331,432.00
<b>DEFERRED CHARGES</b>		Land Area	2.90	Sq. Miles		
SCHOOL, COUNTY, SPECIAL DISTRICT TAXES	9,850,795.45	Net Valuation Taxable-Municipal				544,991,635
RESERVE FOR UNCOLLECTED TAXES	1,632,429.31	Net Valuation Taxable-County				565,699,244
<b>EXPENDITURES TOTAL</b>	<b>19,900,269.98</b>	State Equalized Valuation				525,733,997
		State Equalization Ratio				103.71
		<b>LIABILITIES, RESERVES, AND SURPLUS</b>				
		Cash Liabilities				1,166,403.88
		Reserves for Receivables				2,187,126.70
		Surplus				2,263,477.94
		Total				5,617,008.52

1709

Population 1990 **3,250**  
 Population 1994 **3,365**  
 S & P Rating  
 Moody Rating

General Tax Rate Per \$100. **3.02**  
 State Equalized Tax Rate **1.91**

**PILESGROVE TOWNSHIP - SALEM COUNTY**

Form of Government:  
**Township Committee**

Number of Members on Governing Body - 3

PER CAPITA:  
 Gross Debt **617.27**  
 Net Debt **28.23**  
 Debt Service  
 Total Tax Levy **1,088.52**  
 Municipal Expenditures **412.21**

PER CENT:  
 Gross Debt **1.21**  
 Net Debt **.06**  
 Tax Levy Collected **93.28**  
 Tax Levy Cancelled, Abated or Adjusted

EXPENDITURES-CURRENT YEAR		REVENUES REALIZED-CURRENT YEAR		PROPERTY TAXES-CURRENT YEAR	
<b>GENERAL GOVERNMENT</b>		<b>REVENUES REALIZED-CURRENT YEAR</b>		<b>STATE EQUALIZED TAX RATE</b> →	
Governing Body & Public Boards		Property Taxes Collected	<b>3,430,992.70</b>	Local District School Taxes	
Municipal Clerk		Payments in Lieu of Taxes		Regional & Consolidated School Tax	<b>1.12</b>
Financial Administration	<b>45,569.00</b>	Delinquent Tax & Lien Collections	<b>171,012.08</b>	School Taxes in Municipal Budget	
Assessment of Taxes	<b>18,600.00</b>	Business Personalty Replacement Taxes	<b>45,057.56</b>	County Taxes	<b>.79</b> *
Collection of Taxes	<b>27,100.00</b>	Taxes from Public Utilities	<b>412,079.00</b>	County Library Taxes	
Planning, Housing & Development	<b>53,100.00</b>	Other Miscellaneous Tax Revenues		Local Municipal Purpose Taxes	
Human Resources	<b>25,667.00</b>	State Aid Revenues	<b>206,486.96</b>	Veteran & Senior Citizen Taxes	<b>23,450.00</b>
Elections		Federal Aid Revenues		Total Taxes for Rate Computation	<b>1.91</b>
General Administration (other)	<b>270,748.00</b>			Special District Taxes	
<b>JUDICIARY</b>		Sale of Acquired Property		Bank Corp. Taxes	
Municipal Courts	<b>33,900.00</b>	Other Miscellaneous Revenues	<b>287,863.32</b>	Added and Omitted Taxes	<b>86,911.74</b>
<b>PUBLIC SAFETY</b>		Total	<b>4,553,491.62</b>	Total Taxes Levied - ABSTRACT	<b>3,662,883.50</b>
Fire Protection	<b>59,639.00</b>	Prior Years Surplus Appropriated	<b>556,264.07</b>	Total Taxes Billed	<b>3,678,012.01</b>
Police Protection	<b>11,500.00</b>	<b>REVENUES TOTAL</b>	<b>5,109,755.69</b>	<b>TAXES COLLECTED</b>	<b>3,430,992.70</b>
Civil Defense & Disaster Control	<b>5,300.00</b>	Reserve For Uncollected Taxes	<b>220,901.49</b>	Taxes Cancelled, Abated or Adjusted	
Environmental Inspection & Control	<b>68,000.00</b>			Transfer to Tax Title Liens or Foreclosed	<b>1,457.43</b>
Other Public Safety		<b>CAPITAL OUTLAY TOTAL</b>		Ending Balance	<b>265,561.88</b>
<b>PUBLIC WORKS</b>				<b>PRIOR YEARS TAXES OUTSTANDING</b>	
Streets end Drainage	<b>248,583.96</b>	Public Enterprises		Beginning Balance	<b>168,886.47</b>
Sewers end Sewage Processing	<b>99,000.00</b>	Recreation-Culture		Collected	<b>167,433.23</b>
Garbage and Trash Disposal	<b>3,300.00</b>	Public Works		Cancelled, Abated or Adjusted	
Public Buildings end Grounds	<b>30,000.00</b>	Buildings end Grounds		Transfers to Tax Title Liens or Foreclosed	
Other Public Works	<b>30,000.00</b>	Library and Education		Ending Balance	<b>1,453.24</b>
<b>HEALTH end WELFARE</b>		Conservation		<b>TAX TITLE LIENS OUTSTANDING</b>	
Health Services Except Environmental	<b>2,800.00</b>	All Other		Beginning Balance	<b>7,546.72</b>
Welfare-Public Assistance	<b>3,300.00</b>			Transfer From Taxes	<b>1,457.43</b>
Hospital, Clinics, First Aid		<b>CAPITAL DEBT AUTHORIZED, ENDING BALANCE</b>		Redeemed	<b>3,578.85</b>
Animal, Insect, & Rodent Control	<b>5,000.00</b>	<b>ISSUED AND UNISSUED</b>		Cancelled, Abated or Adjusted	
Other Welfare Services		School	<b>1,982,106</b>	Transfers to Foreclosed Property	
<b>RECREATION and CONSERVATION</b>		Self-Liquidating		Ending Balance	<b>5,425.30</b>
Beeches end Boardwalks		Other	<b>95,000</b>	<b>PROPERTY ACQUIRED BY DEED OR FORECLOSURE</b>	
Parks, Playgrounds, Shade Trees	<b>25,000.00</b>	Total	<b>2,077,106</b>	Beginning Balance	<b>5,300.00</b>
Land Reclamation & Conservation		<b>ISSUED AND OUTSTANDING</b>		Transfers From Taxes or Liens	
Other Recreational Services		School	<b>1,982,106.74</b>	Sale for Cash	
<b>EDUCATION (excluding schools)</b>		Self-Liquidating		Cancelled, Abated or Adjusted	
Libraries	<b>6,500.00</b>	Other	<b>77,848.72</b>	Ending Balance	<b>5,300.00</b>
Other Educational Services		Total	<b>2,059,955.46</b>	<b>CURRENT FINANCES ENDING BALANCE</b>	
<b>STATUTORY EXPENDITURES</b>		<b>EQUALIZED VALUATION BASIS FOR NET DEBT COMPUTATION</b>		<b>ASSETS</b>	
Pensions & F. I. C. A.	<b>38,700.00</b>	<b>REAL PROPERTY VALUATIONS</b>		Cash	<b>2,440,573.39</b>
Employee Fringe Benefits	<b>43,000.00</b>	<b>Code Class # of Parcels % VAL'N ASSESSED VALUATION</b>		Taxes Receivable	<b>247,015.12</b>
Other Statutory Expenditures		1 Vacant Land 292 1.77 2,062,300.00		Tax Title Liens	<b>5,425.30</b>
<b>MUNICIPAL FUNCTIONS TOTAL</b>	<b>1,154,306.96</b>	2 Residential 938 66.98 78,231,150.00		Foreclosed Property	<b>5,300.00</b>
<b>CAPITAL IMPROVEMENTS *MEMO*</b>	<b>65,000.00</b>	3 Farm 653 20.92 24,438,100.00		Emergencies & Other Deferred Charges	<b>123.48</b>
<b>DEBT SERVICE</b>		4e Commercial 57 8.15 9,514,400.00		State and Federal Aid Receivable	
Principal Payments		4b Industrial 3 2.04 2,385,900.00		Other Receivables	<b>4,115.46</b>
Interest Payments		4c Apartments 3 .15 173,000.00		Total	<b>2,702,552.75</b>
<b>DEFERRED CHARGES</b>	<b>11,883.03</b>	Total 1946 116,804,850.00		<b>LIABILITIES, RESERVES, AND SURPLUS</b>	
SCHOOL, COUNTY, SPECIAL DISTRICT TAXES	<b>3,575,971.76</b>	Land Area 36.10 Sq. Miles		Cash Liabilities	<b>1,109,909.60</b>
RESERVE FOR UNCOLLECTED TAXES	<b>220,901.49</b>	Net Valuation Taxable-Municipal	<b>118,046,360</b>	Reserves for Receivables	<b>261,855.88</b>
<b>EXPENDITURES TOTAL</b>	<b>4,963,063.24</b>	Net Valuation Taxable-County	<b>175,812,786</b>	Surplus	<b>1,330,787.27</b>
		State Equalized Valuation	<b>186,381,548</b>	Total	<b>2,702,552.75</b>
		State Equalization Ratio	<b>63.09</b>		

\*Includes County Health Service Taxes or County Open Space Tax. See Table 13.

Population 1990 **1,954**  
 Population 1994 **2,002**  
 S & P Rating  
 Moody Rating

General Tax Rate Per \$100. **1.88**  
 State Equalized Tax Rate **2.05**

**PINE BEACH BOROUGH - OCEAN COUNTY**  
 Form of Government:  
**Borough Council**  
 Number of Members on Governing Body - 6

PER CAPITA  
 Gross Debt **2,292.44** Gross Debt **3.97**  
 Net Debt **888.18** Net Debt **1.54**  
 Debt Service **15.93** Tax Levy Collected **94.94**  
 Total Tax Levy **3,608.48** Tax Levy Cancelled, Abated  
 Municipal Expenditures **575.28** or Adjusted **.89**

EXPENDITURES-CURRENT YEAR		REVENUES REALIZED-CURRENT YEAR		PROPERTY TAXES-CURRENT YEAR	
<b>GENERAL GOVERNMENT</b>				<b>STATE EQUALIZED TAX RATE</b> →	
Governing Body & Public Boards				Local District School Taxes	
Municipal Clerk		Property Taxes Collected	<b>2,295,178.57</b>	Regional & Consolidated School Tax	<b>1.26</b> <b>1,453,656.07</b>
Financial Administration	<b>25,350.00</b>	Payments In Lieu of Taxes		School Taxes In Municipal Budget	
Assessment of Taxes	<b>8,150.00</b>	Delinquent Tax & Lien Collections	<b>98,604.62</b>	County Taxes	<b>.46</b> * <b>533,274.36</b>
Collection of Taxes	<b>9,147.00</b>	Business Personalty Replacement Taxes	<b>3,011.68</b>	County Library Taxes	<b>.04</b> <b>45,910.51</b>
Planning, Housing & Development	<b>19,250.00</b>	Taxes from Public Utilities	<b>172,364.00</b>	Local Municipal Purpose Taxes	<b>.29</b> <b>335,878.25</b>
Human Resources	<b>91,844.00</b>	Other Miscellaneous Tax Revenues		Veteran & Senior Citizen Taxes	<b>26,050.00</b>
Elections		State Aid Revenues	<b>138,690.00</b>	Total Taxes for Rate Computation	<b>2.05</b> <b>2,394,769.19</b>
General Administration (other)	<b>113,625.00</b>	Federal Aid Revenues		Special District Taxes	
<b>JUDICIARY</b>				Bank Corp. Taxes	
Municipal Courts	<b>14,150.00</b>	Sale of Acquired Property		Added and Omitted Taxes	<b>4,855,456.00</b>
<b>PUBLIC SAFETY</b>		Other Miscellaneous Revenues	<b>235,336.64</b>	Total Taxes Levied - ABSTRACT	<b>7,224,175.19</b>
Fire Protection	<b>9,381.10</b>		<b>Total</b> <b>2,943,185.51</b>	Total Taxes Billed	<b>2,417,573.75</b>
Police Protection	<b>258,551.88</b>	Prior Years Surplus Appropriated	<b>284,586.52</b>	<b>TAXES COLLECTED</b>	<b>2,295,178.57</b>
Civil Defense & Disaster Control	<b>5,865.00</b>	<b>REVENUES</b>	<b>TOTAL</b> <b>3,227,772.03</b>	Taxes Cancelled, Abated or Adjusted	<b>21,229.36</b>
Environmental Inspection & Control	<b>2,900.00</b>	Reserve For Uncollected Taxes	<b>163,745.36</b>	Transfer to Tax Title Liens or Foreclosed	<b>173.00</b>
Other Public Safety				Ending Balance	<b>101,042.82</b>
<b>PUBLIC WORKS</b>		<b>CAPITAL OUTLAY</b>	<b>TOTAL</b> <b>68,449.66</b>	<b>PRIOR YEARS TAXES OUTSTANDING</b>	
Streets and Drainage	<b>32,771.12</b>	Public Enterprises		Beginning Balance	<b>96,990.28</b>
Sewers and Sewage Processing	<b>25,500.00</b>	Recreation-Culture		Collected	<b>95,172.49</b>
Garbage and Trash Disposal	<b>136,250.00</b>	Public Works	<b>68,449.66</b>	Cancelled, Abated or Adjusted	
Public Buildings and Grounds	<b>10,500.00</b>	Buildings and Grounds		Transfers to Tax Title Liens or Foreclosed	<b>1,808.58</b>
Other Public Works	<b>49,439.00</b>	Library and Education		Ending Balance	<b>9.21</b>
<b>HEALTH and WELFARE</b>		Conservation		<b>TAX TITLE LIENS OUTSTANDING</b>	
Health Services Except Environmental	<b>4,664.00</b>	All Other		Beginning Balance	<b>18,388.31</b>
Welfare-Public Assistance	<b>2,600.00</b>			Transfer From Taxes	<b>1,956.90</b>
Hospital, Clinics, First Aid		<b>CAPITAL DEBT AUTHORIZED, ENDING BALANCE</b>		Redeemed	<b>3,432.13</b>
Animal, Insect, & Rodent Control	<b>2,310.00</b>	<b>ISSUED AND UNISSUED</b>	<b>GROSS DEBT</b>	Cancelled, Abated or Adjusted	
Other Welfare Services		School	<b>147,351</b>	Transfers to Foreclosed Property	
<b>RECREATION and CONSERVATION</b>		Self-Liquidating	<b>3,819,704</b>	Ending Balance	<b>16,913.08</b>
Beeches and Boardwalks	<b>10,025.00</b>	Other	<b>622,405</b>	<b>PROPERTY ACQUIRED BY DEED OR FORECLOSURE</b>	
Parks, Playgrounds, Shade Trees	<b>800.00</b>	<b>Total</b>	<b>4,589,460</b>	Beginning Balance	<b>12,200.00</b>
Land Reclamation & Conservation				Transfers From Taxes or Liens	
Other Recreational Services	<b>1,500.00</b>	<b>ISSUED AND OUTSTANDING</b>		Sale for Cash	
<b>EDUCATION (excluding schools)</b>		School	<b>147,351.10</b>	Cancelled, Abated or Adjusted	
Libraries		Self-Liquidating	<b>2,282,115.40</b>	Ending Balance	<b>12,200.00</b>
Other Educational Services		Other	<b>583,530.00</b>	<b>CURRENT FINANCES ENDING BALANCE</b>	
<b>STATUTORY EXPENDITURES</b>		<b>Total</b>	<b>3,012,996.50</b>	<b>ASSETS</b>	
Pensions & F. I. C. A.	<b>38,000.00</b>	<b>EQUALIZED VALUATION BASIS</b>		Cash	<b>670,141.19</b>
Employee Fringe Benefits	<b>81,000.00</b>	<b>FOR NET DEBT COMPUTATION</b>	<b>115,623,925</b>	Taxes Receivable	<b>101,052.03</b>
Other Statutory Expenditures	<b>2,500.00</b>	<b>REAL PROPERTY VALUATIONS</b>		Tax Title Liens	<b>16,913.08</b>
		<b>Code</b> <b>Class</b> <b># of Parcels</b> <b>% VAL'N</b>	<b>ASSESSED VALUATION</b>	Foreclosed Property	<b>12,200.00</b>
<b>MUNICIPAL FUNCTIONS</b>		1 Vacant Land      74      2.61	<b>3,270,500.00</b>	Emergencies & Other Deferred Charges	<b>14,408.77</b>
<b>CAPITAL IMPROVEMENTS</b>	<b>TOTAL</b> <b>956,073.10</b>	2 Residential      800      93.23	<b>116,835,200.00</b>	State and Federal Aid Receivable	
<b>DEBT SERVICE</b>	<b>*MEMO*</b> <b>32,600.00</b>	3 Farm		Other Receivables	<b>173,073.31</b>
Principal Payments	<b>26,000.00</b>	4e Commercial      20      4.00	<b>5,010,500.00</b>	<b>Total</b>	<b>987,788.38</b>
Interest Payments	<b>5,885.77</b>	4b Industrial		<b>LIABILITIES, RESERVES, AND SURPLUS</b>	
		4c Apartments      1      .16	<b>205,300.00</b>	Cash Liabilities	<b>448,954.54</b>
<b>DEFERRED CHARGES</b>		<b>Total</b> <b>895</b>	<b>125,321,500.00</b>	Reserves for Receivables	<b>303,238.42</b>
SCHOOL, COUNTY, SPECIAL DISTRICT TAXES	<b>2,032,840.94</b>	Land Area <b>.60</b> Sq. Miles		Surplus	<b>235,595.42</b>
RESERVE FOR UNCOLLECTED TAXES	<b>163,745.36</b>	Net Valuation Taxable-Municipal	<b>125,603,949</b>	<b>Total</b>	<b>987,788.38</b>
EXPENDITURES	<b>TOTAL</b> <b>3,184,545.17</b>	Net Valuation Taxable-County	<b>115,403,114</b>		
		State Equalized Valuation	<b>115,077,264</b>		
		State Equalization Ratio	<b>109.17</b>		

0428

Population 1990 9,854  
 Population 1994 10,210  
 S & P Rating  
 Moody Rating

General Tax Rate Per \$100. 3.08  
 State Equalized Tax Rate 3.09

**PINE HILL BOROUGH - CAMDEN COUNTY**

Form of Government:  
**Borough Council**

Number of Members on Governing Body - 6

PER CAPITA:		PER CENT:	
Gross Debt	1,179.96	Gross Debt	5.29
Net Debt	641.53	Net Debt	2.87
Debt Service	37.44	Tax Levy Collected	93.37
Total Tax Levy	784.50	Tax Levy Cancelled, Abated or Adjusted	.31
Municipal Expenditures	450.84		

EXPENDITURES-CURRENT YEAR		REVENUES REALIZED-CURRENT YEAR		PROPERTY TAXES-CURRENT YEAR	
<b>GENERAL GOVERNMENT</b>				<b>STATE EQUALIZED TAX RATE</b>	
Governing Body & Public Boards	12,390.00	Property Taxes Collected	7,490,352.44	Local District School Taxes	.91
Municipal Clerk		Payments In Lieu of Taxes	287,776.02	Regional & Consolidated School Tax	.52
Financial Administration	157,950.00	Delinquent Tax & Lien Collections	448,871.11	School Taxes In Municipal Budget	
Assessment of Taxes	30,050.00	Business Personalty Replacement Taxes	9,757.36	County Taxes	.83 *
Collection of Taxes	79,500.00	Taxes from Public Utilities	494,424.00	County Library Taxes	.03
Planning, Housing & Development	20,525.00	Other Miscellaneous Tax Revenues		Local Municipal Purpose Taxes	.77
Human Resources	35,983.25	State Aid Revenues	714,291.63	Veteran & Senior Citizen Taxes	
Elections	5,750.00	Federal Aid Revenues		Total Taxes for Rate Computation	3.06
General Administration (other)	377,650.00			Special District Taxes	297,120.55
<b>JUDICIARY</b>				Bank Corp. Taxes	
Municipal Courts	92,849.84	Sale of Acquired Property	473,816.26	Added and Omitted Taxes	171,697.17
<b>PUBLIC SAFETY</b>		Other Miscellaneous Revenues	673,816.26	Total Taxes Levied - ABSTRACT	8,009,744.24
Fire Protection	9,885.00			Total Taxes Billed	8,022,570.84
Police Protection	978,195.08	Prior Years Surplus Appropriated	710,000.00	TAXES COLLECTED	7,490,352.44
Civil Defense & Disaster Control	3,475.77	REVENUES TOTAL	10,629,288.82	Taxes Cancelled, Abated or Adjusted	25,264.44
Environmental Inspection & Control	125,035.00	Reserve For Uncollected Taxes	659,568.12	Transfer to Tax Title Liens or Foreclosed	67,635.03
Other Public Safety		CAPITAL OUTLAY TOTAL	251,985.99	Ending Balance	439,318.93
<b>PUBLIC WORKS</b>				<b>PRIOR YEARS TAXES OUTSTANDING</b>	
Streets and Drainage	409,003.65	Public Enterprises		Beginning Balance	450,497.92
Sewers and Sewage Processing		Recreation-Culture	35,015.71	Collected	437,293.89
Garbage and Trash Disposal	605,795.11	Public Works	37,382.20	Cancelled, Abated or Adjusted	1,411.57
Public Buildings and Grounds		Buildings and Grounds	179,588.08	Transfers to Tax Title Liens or Foreclosed	584.94
Other Public Works	26,200.00	Library and Education		Ending Balance	11,207.52
<b>HEALTH and WELFARE</b>		Conservation		<b>TAX TITLE LIENS OUTSTANDING</b>	
Health Services Except Environmental	200.00	All Other		Beginning Balance	664,625.40
Welfare-Public Assistance	8,828.75	<b>CAPITAL DEBT AUTHORIZED, ENDING BALANCE</b>		Transfer From Taxes	68,309.97
Hospital, Clinics, First Aid		ISSUED AND UNISSUED	GROSS DEBT	Redeemed	11,577.22
Animal, Insect, & Rodent Control	4,000.00	School	5,497,360	Cancelled, Abated or Adjusted	
Other Welfare Services		Self-Liquidating		Transfers to Foreclosed Property	
<b>RECREATION and CONSERVATION</b>		Other	6,550,032	Ending Balance	721,358.15
Beeches and Boardwalks		Total	12,047,392	<b>PROPERTY ACQUIRED BY DEED OR FORECLOSURE</b>	
Perks, Playgrounds, Shade Trees	14,050.00	<b>ISSUED AND OUTSTANDING</b>		Beginning Balance	213,900.00
Land Reclamation & Conservation	84,303.00	School	5,497,360.25	Transfers From Taxes or Liens	
Other Recreational Services	13,980.00	Self-Liquidating		Sale for Cash	935.00
<b>EDUCATION (excluding schools)</b>		Other	3,484,502.54	Cancelled, Abated or Adjusted	
Libraries		Total	8,981,862.79	Ending Balance	212,965.00
Other Educational Services		<b>EQUALIZED VALUATION BASIS FOR NET DEBT COMPUTATION</b>		<b>CURRENT FINANCES ENDING BALANCE ASSETS</b>	
<b>STATUTORY EXPENDITURES</b>				Cash	1,395,377.52
Pensions & F. I. C. A.	194,255.00	<b>REAL PROPERTY VALUATIONS</b>		Taxes Receivable	450,526.45
Employee Fringe Benefits	237,500.00	Code	Class	# of Parcels	% VAL'N
Other Statutory Expenditures	5,000.00	1	Residential	2583	83.81
<b>MUNICIPAL FUNCTIONS</b>		2	Farm	12	.16
CAPITAL IMPROVEMENTS	215,000.00	3	Commercial	49	3.70
DEBT SERVICE		4a	Industrial	5	.54
Principal Payments	237,920.40	4b	Apartment	6	7.63
Interest Payments	144,326.08	Total		3074	
<b>DEFERRED CHARGES</b>		Land Area	3.97	Sq. Miles	
SCHOOL, COUNTY, SPECIAL DISTRICT TAXES	28,895.77	Net Valuation Taxable-Municipal	245,421,751		
RESERVE FOR UNCOLLECTED TAXES	5,942,542.69	Net Valuation Taxable-County	239,567,777		
EXPENDITURES TOTAL	10,545,607.51	State Equalized Valuation	244,837,431		
		State Equalization Ratio	100.24		
				<b>LIABILITIES, RESERVES, AND SURPLUS</b>	
				Cash Liabilities	622,954.20
				Reserves for Receivables	1,455,658.53
				Surplus	882,928.05
				Total	2,961,540.78

\*Includes County Health Service Taxes or County Open Space Tax. See Table 13.

0429

Population 1990 19  
 Population 1994 19  
 S & P Rating  
 Moody Rating

General Tax Rate Par \$100. 2.88  
 State Equalized Tax Rate 2.03

**PINE VALLEY BOROUGH - CAMDEN CO.**  
 Form of Government:  
**Commission (1911)**  
 Number of Members on Governing Body - 3

PER CAPITA:  
 Gross Debt  
 Net Debt  
 Debt Service  
 Total Tax Levy 1,936.36  
 Municipal Expenditures 3,764.11

PER CENT:  
 Gross Debt  
 Net Debt  
 Tax Levy Collected 100.00  
 Tax Levy Cancelled, Abated or Adjusted

EXPENDITURES-CURRENT YEAR		REVENUES REALIZED-CURRENT YEAR		PROPERTY TAXES-CURRENT YEAR	
<b>GENERAL GOVERNMENT</b>		<b>REVENUES REALIZED-CURRENT YEAR</b>		<b>PROPERTY TAXES-CURRENT YEAR</b>	
Governing Body & Public Boards		Property Taxes Collected	226,916.58	STATE EQUALIZED TAX RATE	
Municipal Clerk		Payments In Lieu of Taxes		Local District School Taxes	
Financial Administration	2,250.00	Delinquent Tax & Lien Collections		Regional & Consolidated School Tax	
Assessment of Taxes	2,900.00	Business Personalty Replacement Taxes	949.04	School Taxes in Municipal Budget	
Collection of Taxes	865.00	Taxes from Public Utilities	1,798.00	County Taxes	.86 *
Planning, Housing & Development		Other Miscellaneous Tax Revenues		County Library Taxes	.03
Human Resources	48,768.48	State Aid Revenues	22,755.00	Local Municipal Purposal Taxes	1.14
Elections	2,461.00	Federal Aid Revenues		Valaran & Senior Citizen Taxes	
General Administration (other)	4,397.00			Total Taxes for Rate Computation	2.03
<b>JUDICIARY</b>		Sale of Acquired Property		Special District Taxes	
Municipal Courts	1,100.00	Other Miscellaneous Revenues	99,202.38	Bank Corp. Taxes	
<b>PUBLIC SAFETY</b>				Addad and Omittad Taxes	
Fire Protection	950.00			Total Taxes Laviad - ABSTRACT	226,790.80
Police Protection	141,354.52			Total Taxes Billad	226,916.58
Civil Defansa & Disastar Control				<b>TAXES COLLECTED</b>	226,916.58
Environmental Inspection & Control	9,600.00			Taxes Cancelled, Abatad or Adjustad	
Other Public Safety				Transstar to Tax Tilia Llans or Foreclosed	
<b>PUBLIC WORKS</b>				Ending Balance	
Streets and Drainage				<b>PRIOR YEARS TAXES OUTSTANDING</b>	
Sawars and Sawaga Proccassing				Baginning Balance	
Garbage end Trash Disposal	3,600.00			Collactad	
Public Buildings and Grounds				Cancelled, Abatad or Adjustad	
Other Public Works	1,200.00			Transfers to Tex Title Llans or Foreclosed	
<b>HEALTH end WELFARE</b>				Ending Balance	
Health Services Excapt Environmental				<b>TAX TITLE LIENS OUTSTANDING</b>	
Wallare-Public Assistance	170.00			Beginning Balance	
Hospital, Clinics, First Aid				Translar From Taxes	
Animal, Insect, & Rodent Control				Redaamad	
Other Wallare Sarvicas				Cancelled, Abatad or Adjustad	
<b>RECREATION and CONSERVATION</b>				Transfers to Foreclosed Property	
Beaches and Boardwalks				Ending Balance	
Parks, Playgrounds, Shada Treas				<b>PROPERTY ACOUIRED BY DEED OR</b>	
Lend Reclamation & Consarvation				<b>FORECLOSURE</b>	
Other Recreatioel Services				Beginning Balance	
<b>EDUCATION (excluding schools)</b>				Transfers From Taxes or Liens	
Libraries				Sala for Cash	
Other Educetioel Services				Cancelled, Abatad or Adjusted	
<b>STATUTORY EXPENDITURES</b>				Ending Balance	
Pensions & F. I. C. A.	15,040.00			<b>CURRENT FINANCES ENDING BALANCE</b>	
Employeea Fringe Banefits	26,462.00			<b>ASSETS</b>	
Other Statutory Expenditures	400.00			Cash	27,854.26
<b>MUNICIPAL FUNCTIONS</b>				Taxes Receivable	
<b>CAPITAL IMPROVEMENTS</b>				Tax Title Liens	
<b>DEBT SERVICE</b>				Foraclosed Property	
Principal Payments				Emergancias & Othar Delerrad Chergas	
Interest Payments				State end Federal Aid Receivable	
<b>DEFERRED CHARGES</b>				Other Receavibles	
SCHOOL, COUNTY, SPECIAL DISTRICT TAXES	99,722.80			Total	27,854.26
RESERVE FOR UNCOLLECTED TAXES				<b>LIABILITIES, RESERVES, AND SURPLUS</b>	
<b>EXPENDITURES</b>				Cash Liabilities	9,002.49
TOTAL	361,240.80			Reserves for Receavibles	
				Surplus	18,851.77
				Total	27,854.26

\*Includes County Health Service Taxes or County Open Space Tax. See Table 13.

1217

Population 1990 47,089  
 Population 1994 49,777  
 S & P Rating AA-  
 Moody Rating

General Tax Rate Per \$100. 2.89  
 State Equalized Tax Rate 2.11

**PISCATAWAY TWP. - MIDDLESEX COUNTY**  
 Form of Government:  
**Mayor-Council Plan F (OMCL 50)**  
 Number of Members on Governing Body - 7

PER CAPITA:  
 Gross Debt 632.82  
 Net Debt 514.86  
 Debt Service 63.04  
 Total Tax Levy 1,374.34  
 Municipal Expenditures 531.12

PER CENT:  
 Gross Debt 1.08  
 Net Debt .88  
 Tax Levy Collected 97.46  
 Tax Levy Cancelled, Abated or Adjusted .09

EXPENDITURES-CURRENT YEAR		REVENUES REALIZED-CURRENT YEAR		PROPERTY TAXES-CURRENT YEAR		
<b>GENERAL GOVERNMENT</b>		<b>REVENUES REALIZED-CURRENT YEAR</b>		<b>STATE EQUALIZED TAX RATE</b>		
Governing Body & Public Boards	54,000.00	Property Taxes Collected	66,323,034.73	Local District School Taxes	1.32 41,018,541.00	
Municipal Clerk	110,000.00	Payments in Lieu of Taxes	2,112,570.70	Regional & Consolidated School Tax		
Financial Administration	283,872.00	Delinquent Tax & Lien Collections	829,027.20	School Taxes in Municipal Budget		
Assessment of Taxes	605,200.00	Business Personality Replacement Taxes	3,859,249.00	County Taxes	.42 * 13,196,570.99	
Collection of Taxes	138,225.00	Taxes from Public Utilities	3,831,054.04	County Library Taxes		
Planning, Housing & Development	278,325.00	Other Miscellaneous Tax Revenues		Local Municipal Purpose Taxes	.37 11,542,724.27	
Human Resources	313,478.55	State Aid Revenues		Veteran & Senior Citizen Taxes	255,900.00	
Elections	22,400.00	Federal Aid Revenues		Total Taxes for Rate Computation	2.11 66,013,736.26	
General Administration (other)	1,338,041.43			Special District Taxes	2,031,532.00	
<b>JUDICIARY</b>		Sale of Acquired Property		Bank Corp. Taxes		
Municipal Courts	267,450.00	Other Miscellaneous Revenues	2,519,750.42	Added and Omitted Taxes	620,951.66	
<b>PUBLIC SAFETY</b>		Total	79,474,686.09	Total Taxes Levied - ABSTRACT	68,410,319.92	
Fire Protection	140,430.00	Prior Years Surplus Appropriated	1,600,000.00	Total Taxes Billed	68,051,275.34	
Police Protection	6,136,788.72	<b>REVENUES TOTAL</b>	<b>81,074,686.09</b>	<b>TAXES COLLECTED</b>	<b>66,323,034.73</b>	
Civil Defense & Disaster Control	5,924.00	Reserve For Uncollected Taxes	2,300,000.00	Taxes Cancelled, Abated or Adjusted	64,343.51	
Environmental Inspection & Control	537,344.00	<b>CAPITAL OUTLAY TOTAL</b>	<b>2,823,354.13</b>	Transfer to Tax Title Liens or Foreclosed	58,096.93	
Other Public Safety		Public Enterprises	18,558.63	Ending Balance	1,605,800.17	
<b>PUBLIC WORKS</b>		Recreation-Culture	78,172.93	<b>PRIOR YEARS TAXES OUTSTANDING</b>		
Streets and Drainage	1,150,339.53	Public Works	1,115,109.25	Beginning Balance	2,087,891.28	
Sewers and Sewage Processing	380,038.47	Buildings and Grounds	1,607,339.07	Collected	1,873,742.45	
Garbage and Trash Disposal	688,000.00	Library and Education	4,176.25	Cancelled, Abated or Adjusted	6,315.00	
Public Buildings and Grounds	561,500.00	Conservation		Transfers to Tax Title Liens or Foreclosed	26,948.57	
Other Public Works	882,900.00	All Other		Ending Balance	180,885.26	
<b>HEALTH and WELFARE</b>		<b>CAPITAL DEBT AUTHORIZED, ENDING BALANCE</b>		<b>TAX TITLE LIENS OUTSTANDING</b>		
Health Services Except Environmental	456,365.00	ISSUED AND UNISSUED		Beginning Balance	432,658.54	
Welfare-Public Assistance	278,550.00	School	1,884,000	Transfer From Taxes	86,004.32	
Hospital, Clinics, First Aid		Self-Liquidating	3,987,600	Redeemed	238,828.25	
Animal, Insect, & Rodent Control		Other	25,628,102	Cancelled, Abated or Adjusted		
Other Welfare Services		Total	31,499,702	Transfers to Foreclosed Property		
<b>RECREATION and CONSERVATION</b>		ISSUED AND OUTSTANDING		Ending Balance	279,834.61	
Beaches and Boardwalks		School	1,884,000.00	<b>PROPERTY ACQUIRED BY DEED OR FORECLOSURE</b>		
Parks, Playgrounds, Shade Trees	539,800.00	Self-Liquidating	1,553,500.00	Beginning Balance	3,211,450.00	
Land Reclamation & Conservation	5,000.00	Other	24,052,000.00	Transfers From Taxes or Liens		
Other Recreational Services	423,000.00	Total	27,489,500.00	Sale for Cash		
<b>EDUCATION (excluding schools)</b>		EQUALIZED VALUATION BASIS FOR NET DEBT COMPUTATION	2,914,966,602	Cancelled, Abated or Adjusted		
Libraries	1,376,735.00	<b>REAL PROPERTY VALUATIONS</b>		Ending Balance	3,211,450.00	
Other Educational Services	87,900.00	Code	Class	# of Parcels	% VAL'N	ASSESSED VALUATION
<b>STATUTORY EXPENDITURES</b>		1	Vacant Land	1303	3.17	70,927,600.00
Pensions & F. I. C. A.	1,412,705.00	2	Residential	10992	53.07	1,187,926,100.00
Employee Fringe Benefits	2,209,640.00	3	Farm	41	.38	8,453,500.00
Other Statutory Expenditures		4a	Commercial	215	5.35	119,713,900.00
<b>MUNICIPAL FUNCTIONS</b>	20,683,951.70	4b	Industrial	194	33.22	763,560,400.00
<b>CAPITAL IMPROVEMENTS</b>	75,000.00	4c	Apartments	20	4.82	137,885,800.00
<b>DEBT SERVICE</b>		Total	12765			2,238,467,300.00
Principal Payments	2,000,000.00	Land Area	18.90	Sq. Miles		2,276,897,492
Interest Payments	1,137,905.00	Net Valuation Taxable-Municipal				3,121,684,014
<b>DEFERRED CHARGES</b>	315,851.00	Net Valuation Taxable-County				3,103,983,876
SCHOOL, COUNTY, SPECIAL DISTRICT TAXES	56,246,643.99	State Equalized Valuation				73.02
RESERVE FOR UNCOLLECTED TAXES	2,300,000.00	State Equalization Ratio				
<b>EXPENDITURES TOTAL</b>	<b>82,684,351.69</b>					

\*Includes County Health Service Taxes or County Open Space Tax See Table 13.

PITMAN BOROUGH - GLOUCESTER COUNTY

Population 1990 9,365  
 Population 1994 9,284  
 S & P Rating  
 Moody Rating BAA1

General Tax Rate Per \$100. 2.67  
 State Equalized Tax Rate 2.70

Form of Government:  
 Borough Council

Number of Members on Governing Body - 6

PER CAPITA.

Gross Debt 807.29  
 Net Debt 472.25  
 Debt Service 33.26  
 Total Tax Levy 1,054.48  
 Municipal Expenditures 514.06

PER CENT:

Gross Debt 2.10  
 Net Debt 1.23  
 Tax Levy Collected 95.94  
 Tax Levy Cancelled, Abated or Adjusted .13

EXPENDITURES-CURRENT YEAR		REVENUES REALIZED-CURRENT YEAR		PROPERTY TAXES-CURRENT YEAR	
<b>GENERAL GOVERNMENT</b>		<b>REVENUES REALIZED-CURRENT YEAR</b>		<b>STATE EQUALIZED TAX RATE</b>	
Governing Body & Public Boards		Property Taxes Collected	9,411,889.72	Local District School Taxes	1.33 4,826,450.50
Municipal Clerk		Payments in Lieu of Taxes		Regional & Consolidated School Tax	
Financial Administration	32,602.00	Delinquent Tax & Lien Collections	449,884.80	School Taxes in Municipal Budget	
Assessment of Taxes	26,946.00	Business Personality Replacement Taxes	120,456.56	County Taxes	.62 * 2,255,405.45
Collection of Taxes	33,918.00	Taxes from Public Utilities	300,909.00	County Library Taxes	-.04 141,494.66
Planning, Housing & Development	21,625.00	Other Miscellaneous Tax Revenues		Local Municipal Purpose Taxes	-.70 2,519,000.00
Human Resources	79,580.00	State Aid Revenues	760,500.71	Veteran & Senior Citizen Taxes	
Elections	3,200.00	Federal Aid Revenues		Total Taxes for Rate Computation	2.69 9,825,050.61
General Administration (other)	310,553.00			Special District Taxes	
<b>JUDICIARY</b>		Sale of Acquired Property		Bank Corp. Taxes	
Municipal Courts	40,138.00	Other Miscellaneous Revenues	470,136.73	Added and Omitted Taxes	47,430.13
<b>PUBLIC SAFETY</b>		Total	11,513,777.52	Total Taxes Levied - ABSTRACT	9,789,780.74
Fire Protection	95,532.40	Prior Years Surplus Appropriated	307,000.00	Total Taxes Billed	9,810,095.71
Police Protection	838,879.83	REVENUES TOTAL	11,820,777.52	TAXES COLLECTED	9,411,889.72
Civil Defense & Disaster Control	2,726.00	Reserve For Uncollected Taxes	485,850.00	Taxes Cancelled, Abated or Adjusted	12,950.90
Environmental Inspection & Control	57,800.00			Transfer to Tax Title Liens or Foreclosed	
Other Public Safety		CAPITAL OUTLAY TOTAL	1,131,899.33	Ending Balance	385,245.09
<b>PUBLIC WORKS</b>		Public Enterprises	317,037.22	<b>PRIOR YEARS TAXES OUTSTANDING</b>	
Streets and Drainage	699,317.75	Recreation-Culture		Beginning Balance	471,832.24
Sewers and Sewage Processing	13,228.90	Public Works	437,985.62	Collected	428,833.79
Garbage and Trash Disposal	550,000.00	Buildings and Grounds	376,876.49	Cancelled, Abated or Adjusted	1,298.95
Public Buildings and Grounds	189,777.08	Library and Education		Transfers to Tax Title Liens or Foreclosed	
Other Public Works		Conservation		Ending Balance	41,699.50
<b>HEALTH and WELFARE</b>		All Other		TAX TITLE LIENS OUTSTANDING	
Health Services Except Environmental	82,722.00			Beginning Balance	21,051.01
Welfare-Public Assistance	15,897.00	<b>CAPITAL DEBT AUTHORIZED, ENDING BALANCE</b>		Transfer From Taxes	
Hospital, Clinics, First Aid		ISSUED AND UNISSUED	GROSS DEBT	Redeemed	21,051.01
Animal, Insect, & Rodent Control	730.00	School	2,134,000	Cancelled, Abated or Adjusted	
Other Welfare Services		Self-Liquidating	976,500	Transfers to Foreclosed Property	
<b>RECREATION and CONSERVATION</b>		Other	4,384,400	Ending Balance	
Beeches and Boardwalks		Total	7,494,900	PROPERTY ACQUIRED BY DEED OR	
Perks, Playgrounds, Shade Trees	94,682.00	<b>ISSUED AND OUTSTANDING</b>		FORECLOSURE	
Land Reclamation & Conservation	14,711.62	School	2,134,000.00	Beginning Balance	72,115.00
Other Recreational Services	28,287.00	Self-Liquidating	588,000.00	Transfers From Taxes or Liens	
<b>EDUCATION (excluding schools)</b>		Other	2,860,000.00	Sale for Cash	
Libraries	119,007.00	Total	5,582,000.00	Cancelled, Abated or Adjusted	
Other Educational Services		<b>EQUALIZED VALUATION BASIS</b>		Ending Balance	72,115.00
<b>STATUTORY EXPENDITURES</b>		FOR NET DEBT COMPUTATION		<b>CURRENT FINANCES ENDING BALANCE</b>	
Pensions & F. I. C. A.	171,848.00	REAL PROPERTY VALUATIONS		ASSETS	
Employee Fringe Benefits	285,667.00	Code	Class	# of Parcels	% VAL'N
Other Statutory Expenditures	3,150.00	1	Vacant Land	109	.69
<b>MUNICIPAL FUNCTIONS</b>		2	Residential	2882	82.96
TOTAL	3,812,525.58	3	Farm	7	.10
<b>CAPITAL IMPROVEMENTS</b>		4a	Commercial	157	7.62
*MEMO*	65,233.26	4b	Industrial	4	6.30
<b>DEBT SERVICE</b>		4c	Apartments	12	2.34
Principal Payments	145,000.00	Total		3171	
Interest Payments	163,752.50	Land Area	2.26	Sq. Miles	
<b>DEFERRED CHARGES</b>		Net Valuation Taxable-Municipal		365,642,531	
SCHOOL, COUNTY, SPECIAL DISTRICT TAXES	7,223,350.61	Net Valuation Taxable-County		365,120,632	
RESERVE FOR UNCOLLECTED TAXES	485,850.00	State Equalized Valuation		361,603,942	
EXPENDITURES TOTAL	11,995,862.88	State Equalization Ratio		101.12	
				<b>LIABILITIES, RESERVES, AND SURPLUS</b>	
				Cash	1,204,018.87
				Taxes Receivable	426,944.59
				Tax Title Liens	
				Foreclosed Property	72,115.00
				Emergencies & Other Deferred Charges	53,338.13
				State and Federal Aid Receivable	
				Other Receivables	484,079.63
				Total	2,240,496.22
				<b>LIABILITIES, RESERVES, AND SURPLUS</b>	
				Cash Liabilities	461,313.21
				Reserves for Receivables	983,139.22
				Surplus	796,043.79
				Total	2,240,496.22

1710

Population 1990 8,121  
 Population 1994 8,310  
 S & P Rating  
 Moody Rating 3AA1

General Tax Rate Per \$100. 2.64  
 State Equalized Tax Rate 2.00

PITTSGROVE TOWNSHIP - SALEM COUNTY

Form of Government:  
 Township Committee

Number of Members on Governing Body - 5

PER CAPITA:

Gross Debt 925.53  
 Net Debt 204.60  
 Debt Service 20.15  
 Total Tax Levy 831.21  
 Municipal Expenditures 305.23

PER CENT:

Gross Debt 2.48  
 Net Debt .55  
 Tax Levy Collected 92.45  
 Tax Levy Cancelled, Abated or Adjusted .02

EXPENDITURES-CURRENT YEAR		REVENUES REALIZED-CURRENT YEAR			PROPERTY TAXES-CURRENT YEAR	
<b>GENERAL GOVERNMENT</b>		<b>REVENUES REALIZED-CURRENT YEAR</b>			<b>STATE EQUALIZED TAX RATE</b>	
Governing Body & Public Boards		Property Taxes Collected	6,400,588.98	Local District School Taxes	1.09	3,521,487.00
Municipal Clerk		Payments In Lieu of Taxes	7,902.24	Regional & Consolidated School Tax		
Financial Administration	68,350.00	Delinquent Tax & Lien Collections	526,257.96	School Taxes in Municipal Budget		
Assessment of Taxes	49,446.00	Business Personality Replacements Taxes	49,139.40	County Taxes	.84 *	2,717,134.29
Collection of Taxes	32,521.13	Taxes from Public Utilities	382,119.00	County Library Taxes		
Planning, Housing & Development	36,896.60	Other Miscellaneous Tax Revenues		Local Municipal Purpose Taxes	.07	236,945.39
Human Resources	58,276.08	State Aid Revenues	501,101.97	Veteran & Senior Citizen Taxes		75,600.00
Elections	321.41	Federal Aid Revenues		Total Taxes for Rate Computation	2.00	6,551,166.67
General Administration (other)	411,768.14			Special District Taxes		334,792.04
<b>JUDICIARY</b>		Sale of Acquired Property		Bank Corp. Taxes		
Municipal Courts	73,802.12	Other Miscellaneous Revenues	481,376.60	Added and Omitted Taxes		97,027.78
<b>PUBLIC SAFETY</b>		Total	8,348,486.15	Total Taxes Levied - ABSTRACT		6,907,386.49
Fire Protection	5,854.03	Prior Years Surplus Appropriated	559,365.51	Total Taxes Billed		6,923,523.34
Police Protection	31,200.00	REVENUES	8,907,851.66	TAXES COLLECTED		6,400,588.98
Civil Defense & Disaster Control	6,028.00	Reserve For Uncollected Taxes	646,366.72	Taxes Cancelled, Abated or Adjusted		1,072.95
Environmental Inspection & Control	59,537.00	<b>CAPITAL OUTLAY</b>	<b>173,227.11</b>	Transfer to Tax Title Liens or Foreclosed		19,236.88
Other Public Safety		Public Enterprises		Ending Balance		502,624.53
<b>PUBLIC WORKS</b>		Recreation-Culture		<b>PRIOR YEARS TAXES OUTSTANDING</b>		
Streets and Drainage	21,340.90	Public Works	173,227.11	Beginning Balance		529,972.49
Sewers and Sewage Processing		Buildings and Grounds		Collected		526,257.96
Garbage and Trash Disposal		Library and Education		Cancelled, Abated or Adjusted		173.76
Public Buildings and Grounds		Conservation		Transfers to Tax Title Liens or Foreclosed		
Other Public Works	644,889.46	All Other		Ending Balance		3,540.77
<b>HEALTH and WELFARE</b>		<b>CAPITAL DEBT AUTHORIZED, ENDING BALANCE</b>		<b>TAX TITLE LIENS OUTSTANDING</b>		
Health Services Except Environmental	2,000.00	ISSUED AND UNISSUED		Beginning Balance		78,976.53
Welfare-Public Assistance	1,968.00	School	5,990,930	Transfer From Taxes		19,236.88
Hospital, Clinics, First Aid	4,000.00	Self-Liquidating		Redeemed		
Animal, Insect, & Rodent Control	6,369.94	Other	1,700,240	Cancelled, Abated or Adjusted		
Other Welfare Services		Total	7,691,170	Transfers to Foreclosed Property		
<b>RECREATION and CONSERVATION</b>		ISSUED AND OUTSTANDING		Ending Balance		98,213.41
Beeches and Boardwalks		School	5,990,930.00	<b>PROPERTY ACQUIRED BY DEED OR FORECLOSURE</b>		
Perks, Playgrounds, Shade Trees	12,000.00	Self-Liquidating		Beginning Balance		1,941,600.00
Land Reclamation & Conservation	1,343.99	Other	1,354,425.00	Transfers From Taxes or Liens		
Other Recreational Services	8,000.00	Total	7,345,355.00	Sale for Cash		
<b>EDUCATION (excluding schools)</b>		EQUALIZED VALUATION BASIS		Cancelled, Abated or Adjusted		
Libraries	500.00	FOR NET DEBT COMPUTATION	310,285,034	Ending Balance		1,941,600.00
Other Educational Services		<b>REAL PROPERTY VALUATIONS</b>		<b>CURRENT FINANCES ENDING BALANCE</b>		
<b>STATUTORY EXPENDITURES</b>		Code	Class	# of Parcels	% VAL'N	ASSESSED VALUATION
Pensions & F. I. C. A.	61,500.00	1	Vacant Land	707	5.93	14,401,300.00
Employee Fringe Benefits	116,090.58	2	Residential	2126	73.82	179,422,700.00
Other Statutory Expenditures		3	Farm	793	9.06	22,006,400.00
<b>MUNICIPAL FUNCTIONS</b>		4a	Commercial	70	11.20	27,222,700.00
<b>CAPITAL IMPROVEMENTS</b>		4b	Industrial			
<b>DEBT SERVICE</b>		4c	Apartments			
Principal Payments	144,000.01	Total	3696			243,053,100.00
Interest Payments	23,476.49	Land Area	46.50	Sq Miles		
<b>DEFERRED CHARGES</b>		Net Valuation Taxable-Municipal				244,761,713
SCHOOL, COUNTY, SPECIAL DISTRICT TAXES	8,600.67	Net Valuation Taxable-County				325,063,663
RESERVE FOR UNCOLLECTED TAXES	6,573,413.33	State Equalized Valuation				322,740,313
EXPENDITURES	9,109,860.60	State Equalization Ratio				75.71
<b>TOTAL</b>	<b>1,714,003.38</b>					
<b>TOTAL</b>	<b>25,423.02</b>					
<b>TOTAL</b>	<b>144,000.01</b>					
<b>TOTAL</b>	<b>23,476.49</b>					
<b>TOTAL</b>	<b>8,600.67</b>					
<b>TOTAL</b>	<b>6,573,413.33</b>					
<b>TOTAL</b>	<b>646,366.72</b>					
<b>TOTAL</b>	<b>9,109,860.60</b>					

\*Includes County Health Service Taxes or County Open Space Tax. See Table 13.

2012

Population 1990 46,567  
 Population 1994 46,401  
 S & P Rating A  
 Moody Rating BAA1

General Tax Rate Per \$100 3.36  
 State Equalized Tax Rate 3.20

**PLAINFIELD CITY - UNION COUNTY**  
 Form of Government:  
**Special Charter (P.L. 1968 c. 159)**  
 Number of Members on Governing Body - 7

PER CAPITA: Gross Debt 474.03 PER CENT: Gross Debt 1.50  
 Net Debt 312.36 Net Debt .99  
 Debt Service 44.89 Tax Levy Collected 88.91  
 Total Tax Levy 986.70 Tax Levy Cancelled, Abated or Adjusted .90  
 Municipal Expenditures 927.46

EXPENDITURES-CURRENT YEAR		REVENUES REALIZED-CURRENT YEAR		PROPERTY TAXES-CURRENT YEAR	
<b>GENERAL GOVERNMENT</b>		<b>REVENUES REALIZED-CURRENT YEAR</b>		<b>PROPERTY TAXES-CURRENT YEAR</b>	
Governing Body & Public Boards	151,896.00	Property Taxes Collected	40,243,261.07	STATE EQUALIZED TAX RATE	1.25
Municipal Clerk	248,362.00	Payments In Lieu of Taxes	482,795.91	Local District School Taxes	17,948,272.50
Financial Administration	1,664,456.79	Delinquent Tax & Lien Collections	2,215,353.62	Regional & Consolidated School Tax	
Assessment of Taxes	126,049.00	Business Personally Replacement Taxes	836,729.17	School Taxes in Municipal Budget	-02
Collection of Taxes	143,826.00	Taxes from Public Utilities	2,442,716.00	County Taxes	-46
Planning, Housing & Development	448,759.00	Other Miscellaneous Tax Revenues		County Library Taxes	
Human Resources	2,070,221.56	State Aid Revenues	9,731,767.16	Local Municipal Purpose Taxes	1.46
Elections		Federal Aid Revenues	105,759.00	Veteran & Senior Citizen Taxes	
General Administration (other)	2,940,103.55			Total Taxes for Rate Computation	3.19
<b>JUDICIARY</b>		Sale of Acquired Property		Special District Taxes	
Municipal Courts	522,318.98	Other Miscellaneous Revenues	5,484,454.76	Bank Corp Taxes	
<b>PUBLIC SAFETY</b>				Added and Omitted Taxes	17,125.56
Fire Protection	5,518,112.25			Total Taxes Levied - ABSTRACT	45,794,007.44
Police Protection	7,843,732.25	Prior Years Surplus Appropriated	1,550,000.00	Total Taxes Billed	45,261,511.00
Civil Defense & Disaster Control	16,500.00	<b>REVENUES TOTAL</b>	<b>63,092,836.69</b>	<b>TAXES COLLECTED</b>	<b>40,243,261.07</b>
Environmental Inspection & Control	528,200.00	Reserve For Uncollected Taxes	5,067,000.00	Taxes Cancelled, Abated or Adjusted	408,336.44
Other Public Safety				Transfer to Tax Title Liens or Foreclosed	
<b>PUBLIC WORKS</b>		<b>CAPITAL OUTLAY TOTAL</b>	<b>1,603,743.21</b>	Ending Balance	4,609,913.49
Streets and Drainage	790,576.00	Public Enterprises		<b>PRIOR YEARS TAXES OUTSTANDING</b>	
Sewers and Sewage Processing	690,000.00	Recreation-Culture		Beginning Balance	5,061,694.24
Garbage and Trash Disposal	40,115.00	Public Works		Collected	1,845,736.32
Public Buildings and Grounds		Buildings and Grounds	1,603,743.21	Cancelled, Abated or Adjusted	
Other Public Works	2,569,341.47	Library and Education		Transfers to Tax Title Liens or Foreclosed	
<b>HEALTH and WELFARE</b>		Conservation		Ending Balance	3,215,957.92
Health Services Except Environmental	1,278,776.95	All Other		<b>TAX TITLE LIENS OUTSTANDING</b>	
Welfare-Public Assistance	778,051.00			Beginning Balance	4,078,135.50
Hospital, Clinics, First Aid	20,000.00	<b>CAPITAL DEBT AUTHORIZED, ENDING BALANCE</b>		Transfer From Taxes	
Animal, Insect, & Rodent Control	39,700.00	ISSUED AND UNISSUED		Redeemed	369,617.30
Other Welfare Services	31,425.00	School	4,308,000	Cancelled, Abated or Adjusted	
<b>RECREATION and CONSERVATION</b>		Self-Liquidating	3,196,920	Transfers to Foreclosed Property	
Beaches and Boardwalks		Other	14,492,780	Ending Balance	3,708,518.20
Parks, Playgrounds, Shade Trees		Total	21,997,700	PROPERTY ACQUIRED BY DEED OR FORECLOSURE	
Land Reclamation & Conservation		ISSUED AND OUTSTANDING		Beginning Balance	1,616,500.00
Other Recreational Services	598,610.00	School	4,308,000.00	Transfers From Taxes or Liens	
<b>EDUCATION (excluding schools)</b>		Self-Liquidating		Sale for Cash	
Libraries	788,334.00	Other	13,605,000.00	Cancelled, Abated or Adjusted	
Other Educational Services	17,725.00	Total	17,913,000.00	Ending Balance	1,616,500.00
<b>STATUTORY EXPENDITURES</b>		<b>EQUALIZED VALUATION BASIS FOR NET DEBT COMPUTATION</b>	<b>1,467,616,053</b>	<b>CURRENT FINANCES ENDING BALANCE</b>	
Pensions & F. I. C. A.	2,602,331.36	<b>REAL PROPERTY VALUATIONS</b>		<b>ASSETS</b>	
Employee Fringe Benefits	3,266,466.00	Code Class # of Parcels % VAL'N		Cash	5,519,967.82
Other Statutory Expenditures	5,000.00	1 Vacant Land 393 .69		Taxes Receivable	7,825,871.41
<b>MUNICIPAL FUNCTIONS</b>		2 Residential 9088 76.55		Tax Title Liens	3,708,518.20
<b>CAPITAL IMPROVEMENTS</b>		3 Farm 1		Foreclosed Property	1,616,500.00
<b>DEBT SERVICE</b>		4a Commercial 736 13.06		Emergencies & Other Deferred Charges	46,221.47
Principal Payments	985,000.00	4b Industrial 71 3.02		State and Federal Aid Receivable	103,770.54
Interest Payments	1,097,791.83	4c Apartments 119 6.68		Other Receivables	136,288.90
<b>TYPE I SCHL DEBT *MEMO</b>		Total 10406		Total	18,957,138.34
DEFERRED CHARGES	166,362.40	Land Area 6.00 Sq Miles		<b>LIABILITIES, RESERVES, AND SURPLUS</b>	
SCHOOL COUNTY, SPECIAL DISTRICT TAXES	24,901,354.30	Net Valuation Taxable-Municipal	1,360,669,038	Cash Liabilities	3,976,474.20
RESERVE FOR UNCOLLECTED TAXES	5,067,000.00	Net Valuation Taxable-County	1,435,793,752	Reserves for Receivables	13,287,174.51
<b>EXPENDITURES TOTAL</b>	<b>67,936,497.69</b>	State Equalized Valuation	1,429,822,995	Surplus	1,693,485.63
		State Equalization Ratio	95.09	Total	18,957,138.34

\* ABOVE DEBT SERVICE INCLUDES TYPE I SCHOOL DEBT

\*Includes County Health Service Taxes or County Open Space Tax. See Table 13.

Population 1990 **14,213**  
 Population 1994 **15,213**  
 S & P Rating  
 Moody Rating **AA1**

General Tax Rate Per \$100. **1.99**  
 State Equalized Tax Rate **1.95**

**PLAINSBORO TOWNSHIP - MIDDLESEX CO.**

Form of Government:  
**Township Committee**

Number of Members on Governing Body - 3

PER CAPITA:  
 Gross Debt **2,856.06**  
 Net Debt **921.37**  
 Debt Service **60.50**  
 Total Tax Levy **2,052.27**  
 Municipal Expenditures **639.77**

PER CENT:  
 Gross Debt **2.98**  
 Net Debt **.96**  
 Tax Levy Collected **99.55**  
 Tax Levy Cancelled, Abated or Adjusted **.06**

EXPENDITURES-CURRENT YEAR		REVENUES REALIZED-CURRENT YEAR			PROPERTY TAXES-CURRENT YEAR	
<b>GENERAL GOVERNMENT</b>		<b>REVENUES REALIZED-CURRENT YEAR</b>			<b>PROPERTY TAXES-CURRENT YEAR</b>	
Governing Body & Public Boards	58,900.00	Property Taxes Collected	31,664,063.23	<b>STATE EQUALIZED TAX RATE</b>		
Municipal Clerk	169,463.00	Payments in Lieu of Taxes		Local District School Taxes		
Financial Administration	222,836.00	Delinquent Tax & Lien Collections	119,973.39	Regional & Consolidated School Tax	1.27	
Assessment of Taxes	241,871.00	Business Personality Replacement Taxes	74,379.48	School Taxes in Municipal Budget		
Collection of Taxes	88,750.00	Taxes from Public Utilities	1,424,720.00	County Taxes	.42 *	
Planning, Housing & Development	307,047.00	Other Miscellaneous Tax Revenues		County Library Taxes		
Human Resources	142,280.99	State Aid Revenues	725,451.42	Local Municipal Purpose Taxes	.26	
Elections	6,490.00	Federal Aid Revenues		Veteran & Senior Citizen Taxes		
General Administration (other)	1,425,303.00			Total Taxes for Rate Computation	1.95	
<b>JUDICIARY</b>		Sale of Acquired Property		Special District Taxes		
Municipal Courts	221,364.00	Other Miscellaneous Revenues	1,600,050.10	Bank Corp. Taxes		
<b>PUBLIC SAFETY</b>				Added and Omitted Taxes		
Fire Protection	89,385.00	Total	35,608,637.62	Total Taxes Levied - ABSTRACT		
Police Protection	2,131,499.78	Prior Years Surplus Appropriated	2,295,000.00	Total Taxes Billed		
Civil Defense & Disaster Control	9,725.00	<b>REVENUES</b>	<b>37,903,637.62</b>	<b>TAXES COLLECTED</b>	<b>31,664,063.23</b>	
Environmental Inspection & Control	601,760.00	Reserve For Uncollected Taxes	547,000.00	Taxes Cancelled, Abated or Adjusted	20,159.94	
Other Public Safety		<b>CAPITAL OUTLAY</b>	<b>475,192.14</b>	Transfer to Tax Title Liens or Foreclosed		
<b>PUBLIC WORKS</b>		Total		Ending Balance	123,554.69	
Streets and Drainage	544,076.13	Public Enterprises		<b>PRIOR YEARS TAXES OUTSTANDING</b>		
Sewers and Sewage Processing		Recreation-Culture		Beginning Balance	119,973.39	
Garbage and Trash Disposal	15,500.00	Public Works	196,962.67	Collected	119,973.39	
Public Buildings and Grounds	89,775.00	Buildings and Grounds	278,229.47	Cancelled, Abated or Adjusted		
Other Public Works		Library and Education		Transfers to Tax Title Liens or Foreclosed		
<b>HEALTH and WELFARE</b>		Conservation		Ending Balance		
Health Services Except Environmental	20,803.00	All Other		<b>TAX TITLE LIENS OUTSTANDING</b>		
Welfare-Public Assistance	18,842.00			Beginning Balance		
Hospital, Clinics, First Aid		<b>CAPITAL DEBT AUTHORIZED, ENDING BALANCE</b>		Transfer From Taxes		
Animal, Insect, & Rodent Control	14,900.00	<b>ISSUED AND UNISSUED</b>		Redeemed		
Other Welfare Services		School	29,432,438	Cancelled, Abated or Adjusted		
<b>RECREATION and CONSERVATION</b>		Self-Liquidating		Transfers to Foreclosed Property		
Beeches and Boardwalks		Other	14,016,811	Ending Balance		
Parks, Playgrounds, Shade Trees	166,151.00	Total	43,449,250	<b>PROPERTY ACQUIRED BY DEED OR FORECLOSURE</b>		
Land Reclamation & Conservation	122,720.42	<b>ISSUED AND OUTSTANDING</b>		Beginning Balance	7,600.00	
Other Recreational Services	167,761.00	School	11,307,747.56	Transfers From Taxes or Liens		
<b>EDUCATION (excluding schools)</b>		Self-Liquidating		Sale for Cash		
Libraries	488,479.00	Other	12,628,360.16	Cancelled, Abated or Adjusted		
Other Educational Services		Total	23,936,107.72	Ending Balance	7,600.00	
<b>STATUTORY EXPENDITURES</b>		<b>EQUALIZED VALUATION BASIS FOR NET DEBT COMPUTATION</b>		<b>CURRENT FINANCES ENDING BALANCE</b>		
Pensions & F. I. C. A.	382,882.22	<b>REAL PROPERTY VALUATIONS</b>		<b>ASSETS</b>		
Employee Fringe Benefits	466,787.00	Code	Class	# of Parcels	% VAL'N	
Other Statutory Expenditures		1	Vacant Land	495	2.98	
<b>MUNICIPAL FUNCTIONS</b>		2	Residential	3851	39.96	
<b>CAPITAL IMPROVEMENTS</b>		3	Farm	122	.52	
<b>* MEMO *</b>		4a	Commercial	74	41.97	
<b>DEBT SERVICE</b>		4b	Industrial	5	3.07	
Principal Payments	450,000.00	4c	Apartments	15	11.50	
Interest Payments	470,422.29	Total	4562			
<b>DEFERRED CHARGES</b>		Land Area	11.80	Sq. Miles		
SCHOOL, COUNTY, SPECIAL DISTRICT TAXES	25,963,887.04	Net Valuation Taxable-Municipal	1,506,441,462			
RESERVE FOR UNCOLLECTED TAXES	547,000.00	Net Valuation Taxable-County	1,506,398,730			
<b>EXPENDITURES</b>	<b>TOTAL</b>	State Equalized Valuation	1,533,255,442			
	<b>8,215,351.54</b>	State Equalization Ratio	98.24			
				<b>LIABILITIES, RESERVES, AND SURPLUS</b>		
				Cash Liabilities	1,860,067.79	
				Reserves for Receivables	283,096.36	
				Surplus	3,331,984.65	
				Total	5,475,148.80	

Population 1990 **16,027**  
 Population 1994 **16,496**  
 S & P Rating  
 Moody Rating **AAA**

General Tax Rate Per \$100. **2.98**  
 State Equalized Tax Rate **2.98**

**PLEASANTVILLE CITY - ATLANTIC COUNTY**

Form of Government:

**City Charter Act (P.L. 1897 c. 30)**

Number of Members on Governing Body - 7

PER CAPITA  
 Gross Debt **849.29**  
 Net Debt **488.17**  
 Debt Service **52.54**  
 Total Tax Levy **947.26**  
 Municipal Expenditures **745.45**

PER CENT:  
 Gross Debt **2.89**  
 Net Debt **1.66**  
 Tax Levy Collected **91.51**  
 Tax Levy Cancelled, Abated or Adjusted

EXPENDITURES-CURRENT YEAR		REVENUES REALIZED-CURRENT YEAR			PROPERTY TAXES-CURRENT YEAR	
<b>GENERAL GOVERNMENT</b>		<b>REVENUES REALIZED-CURRENT YEAR</b>			<b>STATE EQUALIZED TAX RATE</b>	
Governing Body & Public Boards		Property Taxes Collected		Local District School Taxes	1.24	6,483,756.00
Municipal Clerk	127,931.00	Payments in Lieu of Taxes		Regional & Consolidated School Tax		
Financial Administration	132,608.00	Delinquent Tax & Lien Collections	1,150,233.00	School Taxes in Municipal Budget		
Assessment of Taxes	68,478.00	Business Personalty Replacement Taxes	138,443.00	County Taxee	.49 *	2,540,132.32
Collection of Taxes	104,501.00	Taxes from Public Utilities	1,002,698.00	County Library Taxes	.03	175,149.18
Planning, Housing & Development	8,900.00	Other Miscellaneous Tax Revenues		Local Municipal Purpose Taxes	1.22	6,387,197.00
Human Resources	178,928.00	State Aid Revenues	1,479,457.00	Veteran & Senior Citizen Taxes		148,950.00
Elections	8,546.00	Federal Aid Revenues		Total Taxes for Rate Computation	2.98	15,735,184.50
General Administration (other)	807,179.00			Special District Taxes		
<b>JUDICIARY</b>		Sale of Acquired Property		Bank Corp. Taxes		
Municipal Courts	191,622.00	Other Miscellaneous Revenues		Added and Omitted Taxes		39,804.00
<b>PUBLIC SAFETY</b>		Total	2,017,642.00	Total Taxes Levied - ABSTRACT		15,626,038.50
Fire Protection	1,577,242.00	Prior Years Surplus Appropriated	500,000.00	Total Taxes Billed		15,626,596.00
Police Protection	2,337,358.00	<b>REVENUES TOTAL</b>	<b>20,587,625.00</b>	<b>TAXES COLLECTED</b>		<b>14,299,152.00</b>
Civil Defense & Disaster Control	4,500.00	Reserve For Uncollected Taxes	1,409,453.00	Taxes Cancelled, Abated or Adjusted		
Environmental Inspection & Control	274,718.00	<b>CAPITAL OUTLAY TOTAL</b>	<b>1,683,775.00</b>	Transfer to Tax Title Liens or Foreclosed		192,498.00
Other Public Safety				Ending Balance		1,134,946.00
<b>PUBLIC WORKS</b>		Public Enterprises	10,088.00	<b>PRIOR YEARS TAXES OUTSTANDING</b>		
Streets and Drainage	1,263,271.00	Recreation-Culture		Beginning Balance		982,418.00
Sewers and Sewage Processing	721,200.00	Public Works		Collected		599,690.00
Garbage and Trash Disposal		Buildings and Grounds	1,673,687.00	Cancelled, Abated or Adjusted		
Public Buildings and Grounds	324,731.00	Library and Education		Transfers to Tax Title Liens or Foreclosed		338,391.00
Other Public Works		Conservation		Ending Balance		44,337.00
<b>HEALTH and WELFARE</b>		All Other		<b>TAX TITLE LIENS OUTSTANDING</b>		
Health Services Except Environmental	67,398.00			Beginning Balance		653,599.00
Welfare-Public Assistance	40,003.00	<b>CAPITAL DEBT AUTHORIZED, ENDING BALANCE</b>		Transfer From Taxes		530,889.00
Hospital, Clinics, First Aid		ISSUED AND UNISSUED		Redeemed		550,543.00
Animal, Insect, & Rodent Control	23,250.00	School	694,000	Cancelled, Abated or Adjusted		
Other Welfare Services		Self-Liquidating	5,263,100	Transfers to Foreclosed Property		
<b>RECREATION and CONSERVATION</b>		Other	8,052,840	Ending Balance		633,945.00
Beeches and Boardwalks		Total	14,009,940	<b>PROPERTY ACQUIRED BY DEED OR FORECLOSURE</b>		
Perks, Playgrounds, Shade Trees	263,282.00	ISSUED AND OUTSTANDING		Beginning Balance		1,239,974.00
Land Reclamation & Conservation		School	694,000.00	Transfers From Taxes or Liens		
Other Recreational Services		Self-Liquidating	2,883,000.00	Sale for Cash		
<b>EDUCATION (excluding schools)</b>		Other	5,197,000.00	Cancelled, Abated or Adjusted		
Libraries		Total	8,774,000.00	Ending Balance		1,239,974.00
Other Educational Services		<b>EQUALIZED VALUATION BASIS</b>		<b>CURRENT FINANCES ENDING BALANCE</b>		
<b>STATUTORY EXPENDITURES</b>		FOR NET DEBT COMPUTATION	484,402,837	<b>ASSETS</b>		
Pensions & F. I. C. A.	585,905.00	<b>REAL PROPERTY VALUATIONS</b>		Cash		2,692,762.00
Employee Fringe Benefits	893,196.00	Code	Class	# of Parcels	% VAL'N	ASSESSED VALUATION
Other Statutory Expenditures		1	Residential	4986	66.81	331,542,520.00
<b>MUNICIPAL FUNCTIONS TOTAL</b>	<b>10,004,747.00</b>	2	Farm			
<b>CAPITAL IMPROVEMENTS *MEMO*</b>	<b>5,000.00</b>	3	Farm			
<b>DEBT SERVICE</b>		4a	Commercial	351	19.70	97,774,800.00
Principal Payments	575,000.00	4b	Industrial	40	4.47	22,179,300.00
Interest Payments	291,775.00	4c	Apartments	25	5.35	26,544,100.00
<b>DEFERRED CHARGES</b>	<b>15,942.00</b>	Total		6041		496,225,420.00
<b>SCHOOL, COUNTY, SPECIAL DISTRICT TAXES</b>	<b>9,199,037.50</b>	Land Area	5.80	Sq. Miles		
<b>RESERVE FOR UNCOLLECTED TAXES</b>	<b>1,409,453.00</b>	Net Valuation Taxable-Municipal				523,222,170
<b>EXPENDITURES TOTAL</b>	<b>21,495,954.50</b>	Net Valuation Taxable-County				507,699,531
		State Equalized Valuation				523,023,759
		State Equalization Ratio				100.04
						<b>LIABILITIES, RESERVES, AND SURPLUS</b>
						Cash Liabilities
						1,802,469.00
						Reserves for Receivables
						3,297,631.00
						Surplus
						1,231,075.00
						Total
						6,331,175.00

\*Includes County Health Service Taxes or County Open Space Tax. See Table 13.

1523

Population 1990 6,005  
 Population 1994 6,659  
 S & P Rating  
 Moody Rating

General Tax Rate Per \$100. 1.99  
 State Equalized Tax Rate 1.91

**PLUMSTED TOWNSHIP - OCEAN COUNTY**

Form of Government:

**Township Committee**

Number of Members on Governing Body - 3

PER CAPITA:

Gross Debt 1,736.40  
 Net Debt 480.75  
 Debt Service 2.79  
 Total Tax Levy 846.09  
 Municipal Expenditures 306.32

PER CENT:

Gross Debt 4.31  
 Net Debt 1.19  
 Tax Levy Collected 97.80  
 Tax Levy Cancelled, Abated or Adjusted .10

EXPENDITURES-CURRENT YEAR		REVENUES REALIZED-CURRENT YEAR		PROPERTY TAXES-CURRENT YEAR		
<b>GENERAL GOVERNMENT</b>				<b>STATE EQUALIZED TAX RATE</b>		
Governing Body & Public Boards		Property Taxes Collected	5,511,928.47	Local District School Taxes	1.30 3,690,517.00	
Municipal Clerk		Payments in Lieu of Taxes		Regionel & Consolidated School Tax		
Financial Administration	98,952.00	Delinquent Tax & Lien Collections	220,925.75	School Taxes in Municipal Budget		
Assessment of Taxes	34,618.00	Business Personalty Replacement Taxes	20,169.32	County Taxes	.46 * 1,301,057.45	
Collection of Taxes	62,751.00	Taxes from Public Utilities	380,063.00	County Library Taxes	.04 112,007.09	
Planning, Housing & Development	31,306.00	Other Miscellaneous Tax Revenues		Local Municipal Purpose Taxes	.12 334,584.75	
Human Resources	35,199.55	State Aid Revenues	273,949.43	Veteran & Senior Citizen Taxes	42,200.00	
Elections		Federal Aid Revenues		Total Taxes for Rate Computation	1.92 5,480,366.29	
General Administration (other)	275,378.00			Special District Taxes	137,781.00	
<b>JUDICIARY</b>				Bank Corp. Taxes		
Municipal Courts	62,825.00	Sale of Acquired Property	570,966.40	Added and Omitted Taxes	58,158.82	
<b>PUBLIC SAFETY</b>		Other Miscellaneous Revenues	570,966.40	Total Taxes Levied - ABSTRACT	5,634,106.11	
Fire Protection				Total Taxes Billed	5,636,062.40	
Police Protection	274,171.24	Prior Years Surplus Appropriated	500,000.00	<b>TAXES COLLECTED</b>	5,511,928.47	
Civil Defense & Disaster Control	5,551.00	<b>REVENUES TOTAL</b>	7,478,002.37	Taxes Cancelled, Abated or Adjusted	5,719.25	
Environmental Inspection & Control	77,505.00	Reserve For Uncollected Taxes	328,421.62	Transfer to Tax Title Liens or Foreclosed	366.88	
Other Public Safety		<b>CAPITAL OUTLAY TOTAL</b>	210,665.90	Ending Balance	118,047.80	
<b>PUBLIC WORKS</b>				<b>PRIOR YEARS TAXES OUTSTANDING</b>		
Streets and Drainage	193,086.86	Public Enterprises		Beginning Balance	236,898.19	
Sewers and Sewage Processing	6,075.00	Recreation-Culture	15,926.00	Collected	215,540.11	
Garbage and Trash Disposal	61,425.00	Public Works	128,930.66	Cancelled, Abated or Adjusted		
Public Buildings and Grounds	233,655.00	Buildings and Grounds	65,809.24	Transfers to Tax Title Liens or Foreclosed		
Other Public Works	37,000.00	Library and Education		Ending Balance	21,358.08	
<b>HEALTH and WELFARE</b>		Conservation		<b>TAX TITLE LIENS OUTSTANDING</b>		
Health Services Except Environmental	5,150.00	All Other		Beginning Balance	5,018.76	
Welfare-Public Assistance	10,216.00	<b>CAPITAL DEBT AUTHORIZED, ENDING BALANCE</b>		Transfer From Taxes	366.88	
		<b>ISSUED AND UNISSUED</b>		Redeemed	5,385.64	
		<b>GROSS DEBT</b>		Cancelled, Abated or Adjusted		
		<b>NET DEBT</b>		Transfers to Foreclosed Property		
		School	10,699,000	Ending Balance		
		Self-Liquidating		<b>PROPERTY ACQUIRED BY DEED OR</b>		
		Other	863,677	<b>FORECLOSURE</b>		
		Total	11,562,677	Beginning Balance		
		<b>ISSUED AND OUTSTANDING</b>		Transfers From Taxes or Liens		
		<b>SCHOOL</b>		Sale for Cash		
		<b>NET DEBT</b>		Cancelled, Abated or Adjusted		
		<b>296,263.78</b>		Ending Balance		
		<b>10,995,263.78</b>		<b>CURRENT FINANCES ENDING BALANCE</b>		
		<b>EQUALIZED VALUATION BASIS</b>		<b>ASSETS</b>		
		<b>FOR NET DEBT COMPUTATION</b>		Cash	2,971,950.60	
		<b>268,096,952</b>		Taxes Receivable	139,405.88	
		<b>REAL PROPERTY VALUATIONS</b>		Tax Title Liens		
		Code	Class	# of Parcels	% VAL'N	Foreclosed Property
				<b>ASSESSED VALUATION</b>		Emergencies & Other Deferred Charges
		1	Residential	1743	79.49	214,157,300.00
		2	Residential	1743	79.49	214,157,300.00
		3	Farm	332	6.20	16,696,800.00
		4a	Commercial	85	5.36	14,447,100.00
		4b	Industrial	5	.60	1,626,300.00
		4c	Apertments	8	.59	1,583,800.00
		Total		2738		269,401,600.00
		Land Area 40.70 Sq. Miles				
		Net Valuation Taxable-Municipal		273,158,733		
		Net Valuation Taxable-County		281,006,583		
		State Equalized Valuation		284,033,454		
		State Equalization Ratio		96.12		
<b>TOTAL</b>		<b>1,666,347.25</b>		<b>3,164,415.36</b>		
<b>CAPITAL IMPROVEMENTS</b>		<b>* MEMO * 17,500.00</b>				
<b>DEBT SERVICE</b>						
Principal Payments	18,559.45					
Interest Payments						
<b>DEFERRED CHARGES</b>						
SCHOOL, COUNTY, SPECIAL DISTRICT TAXES	28,485.00					
RESERVE FOR UNCOLLECTED TAXES	5,241,362.54					
EXPENDITURES	7,281,175.86					

\*Includes County Health Service Taxes or County Open Space Tax See Table 13.

Population 1990 **3,591**  
 Population 1994 **3,610**  
 S & P Rating  
 Moody Rating

General Tax Rate Per \$100. **2.30**  
 State Equalized Tax Rate **2.25**

**POHATCONG TOWNSHIP - WARREN CO.**  
 Form of Government:  
**Township Committee**  
 Number of Members on Governing Body - 3

PER CAPITA:  
 Gross Debt **295.22**  
 Net Debt **287.82**  
 Debt Service **36.24**  
 Total Tax Levy **1,419.53**  
 Municipal Expenditures **626.68**

PER CENT:  
 Gross Debt **.47**  
 Net Debt **.46**  
 Tax Levy Collected **93.06**  
 Tax Levy Cancelled, Abated or Adjusted

EXPENDITURES-CURRENT YEAR		REVENUES REALIZED-CURRENT YEAR			PROPERTY TAXES-CURRENT YEAR	
<b>GENERAL GOVERNMENT</b>		<b>REVENUES REALIZED-CURRENT YEAR</b>			<b>PROPERTY TAXES-CURRENT YEAR</b>	
Governing Body & Public Boards		Property Taxes Collected		STATE EQUALIZED TAX RATE		
Municipal Clerk		Payments in Lieu of Taxes		Local District School Taxes	<b>1.20</b>	<b>2,713,562.00</b>
Financial Administration	<b>67,200.00</b>	Delinquent Tax & Lien Collections	<b>228,489.95</b>	Regional & Consolidated School Tax		
Assessment of Taxes	<b>23,665.00</b>	Business Personalty Replacement Taxes	<b>55,286.76</b>	School Taxes in Municipal Budget		
Collection of Taxes		Taxes from Public Utilities	<b>226,046.00</b>	County Taxes	<b>.66 *</b>	<b>1,491,801.25</b>
Planning, Housing & Development	<b>46,706.00</b>	Other Miscellaneous Tax Revenues		County Library Taxes	<b>.06</b>	<b>135,639.16</b>
Human Resources	<b>66,722.00</b>	State Aid Revenues	<b>372,171.04</b>	Local Municipal Purpose Taxes	<b>.33</b>	<b>757,288.00</b>
Elections	<b>2,800.00</b>	Federal Aid Revenues		Veteran & Senior Citizen Taxes		<b>53,950.00</b>
General Administration (other)	<b>242,281.00</b>			Total Taxes for Rate Computation	<b>2.25</b>	<b>5,152,240.41</b>
<b>JUDICIARY</b>		Sale of Acquired Property		Special District Taxes		
Municipal Courts	<b>57,298.00</b>	Other Miscellaneous Revenues	<b>358,418.97</b>	Bank Corp. Taxes		
<b>PUBLIC SAFETY</b>				Added and Omitted Taxes		<b>26,198.84</b>
Fire Protection	<b>73,960.00</b>	Prior Years Surplus Appropriated	<b>400,000.00</b>	Total Taxes Levied - ABSTRACT		<b>5,124,489.25</b>
Police Protection	<b>397,859.00</b>	REVENUES	<b>6,419,536.73</b>	Total Taxes Billed		<b>5,136,681.48</b>
Civil Defense & Disaster Control	<b>4,468.00</b>	Reserve For Uncollected Taxes	<b>329,212.00</b>	TAXES COLLECTED		<b>4,779,124.01</b>
Environmental Inspection & Control	<b>24,061.00</b>			Taxes Cancelled, Abated or Adjusted		
Other Public Safety		<b>CAPITAL OUTLAY</b>	<b>108,442.80</b>	Transfer to Tax Title Liens or Foreclosed		<b>6,957.50</b>
<b>PUBLIC WORKS</b>				Ending Balance		<b>350,599.97</b>
Streets and Drainage	<b>472,750.00</b>	Public Enterprises	<b>17,997.56</b>	<b>PRIOR YEARS TAXES OUTSTANDING</b>		
Sewers and Sewage Processing		Recreation-Culture	<b>15,802.26</b>	Beginning Balance		<b>240,106.84</b>
Garbage and Trash Disposal		Public Works	<b>49,490.27</b>	Collected		<b>228,489.95</b>
Public Buildings and Grounds	<b>47,665.00</b>	Buildings and Grounds	<b>25,152.71</b>	Cancelled, Abated or Adjusted		
Other Public Works		Library and Education		Transfers to Tax Title Liens or Foreclosed		
<b>HEALTH and WELFARE</b>		Conservation		Ending Balance		<b>11,616.89</b>
Health Services Except Environmental	<b>2,000.00</b>	All Other		<b>TAX TITLE LIENS OUTSTANDING</b>		
Welfare-Public Assistance	<b>1,197.00</b>			Beginning Balance		<b>34,064.45</b>
Hospital, Clinics, First Aid		<b>CAPITAL DEBT AUTHORIZED, ENDING BALANCE</b>		Transfer From Taxes		<b>6,957.50</b>
Animal, Insect, & Rodent Control	<b>4,003.00</b>	ISSUED AND UNISSUED		Redeamed		
Other Welfare Services		School		Cancelled, Abated or Adjusted		
<b>RECREATION and CONSERVATION</b>		Self-Liquidating	<b>26,686</b>	Transfers to Foreclosed Property		
Beeches and Boardwalks		Other	<b>1,039,040</b>	Ending Balance		<b>41,021.95</b>
Perks, Playgrounds, Sheds Trees		Total	<b>1,065,726</b>	<b>PROPERTY ACQUIRED BY DEED OR FORECLOSURE</b>		
Land Reclamation & Conservation	<b>31,000.00</b>	ISSUED AND OUTSTANDING		Beginning Balance		<b>476,900.00</b>
Other Recreational Services	<b>3,449.00</b>	School		Transfers From Taxes or Liens		
<b>EDUCATION (excluding schools)</b>		Self-Liquidating		Sale for Cash		
Libraries		Other	<b>742,917.83</b>	Cancelled, Abated or Adjusted		
Other Educational Services		Total	<b>742,917.83</b>	Ending Balance		<b>476,900.00</b>
<b>STATUTORY EXPENDITURES</b>		<b>EQUALIZED VALUATION BASIS FOR NET DEBT COMPUTATION</b>		<b>CURRENT FINANCES ENDING BALANCE</b>		
Pensions & F. I. C. A.	<b>93,599.00</b>	REAL PROPERTY VALUATIONS		ASSETS		
Employee Fringe Benefits	<b>119,500.00</b>	Code Class # of Parcels % VAL'N ASSESSED VALUATION		Cash		<b>1,194,737.41</b>
Other Statutory Expenditures	<b>3,700.00</b>	1 Vacant Land 149 1.97 4,362,300.00		Taxes Receivable		<b>362,216.86</b>
<b>MUNICIPAL FUNCTIONS</b>	<b>TOTAL</b>	2 Residential 1220 62.60 138,361,100.00		Tax Title Liens		<b>41,021.95</b>
CAPITAL IMPROVEMENTS	<b>*MEMO*</b>	3 Farm 292 8.37 18,499,985.00		Foreclosed Property		<b>476,900.00</b>
DEBT SERVICE		4a Commercial 54 23.84 52,690,800.00		Emergencies & Other Deferred Charges		<b>4,000.00</b>
Principal Payments	<b>113,960.00</b>	4b Industrial 7 3.03 6,703,100.00		State and Federal Aid Receivable		
Interest Payments	<b>16,857.10</b>	4c Apartments 2 .18 391,100.00		Other Receivables		<b>101,084.18</b>
		Total 1724 221,008,385.00		Total		<b>2,179,960.40</b>
<b>DEFERRED CHARGES</b>	<b>16,412.77</b>	Land Area 14.08 Sq. Miles		<b>LIABILITIES, RESERVES, AND SURPLUS</b>		
SCHOOL, COUNTY, SPECIAL DISTRICT TAXES	<b>4,341,002.41</b>	Net Valuation Taxable-Municipal	<b>222,194,897</b>	Cash Liabilities		<b>490,162.21</b>
RESERVE FOR UNCOLLECTED TAXES	<b>329,212.00</b>	Net Valuation Taxable-County	<b>228,337,558</b>	Reserves for Receivables		<b>981,222.99</b>
<b>EXPENDITURES</b>	<b>TOTAL</b>	State Equalized Valuation	<b>226,820,392</b>	Surplus		<b>708,575.20</b>
	<b>6,603,327.28</b>	State Equalization Ratio	<b>97.95</b>	Total		<b>2,179,960.40</b>

1524

Population 1990 18,177  
 Population 1994 18,704  
 S & P Rating  
 Moody Rating AAA

General Tax Rate Per \$100. 2.06  
 State Equalized Tax Rate 2.03

POINT PLEASANT BOROUGH - OCEAN CO.

Form of Government:  
 Borough Council

Number of Members on Governing Body - 6

PER CAPITA:

Gross Debt 1,311.63  
 Net Debt 821.09  
 Debt Service 37.32  
 Total Tax Levy 1,349.53  
 Municipal Expenditures 486.27

PER CENT:

Gross Debt 1.98  
 Net Debt 1.24  
 Tax Levy Collected 96.07  
 Tax Levy Cancelled, Abated or Adjusted .20

EXPENDITURES-CURRENT YEAR		REVENUES REALIZED-CURRENT YEAR			PROPERTY TAXES-CURRENT YEAR	
<b>GENERAL GOVERNMENT</b>		<b>REVENUES REALIZED-CURRENT YEAR</b>			<b>PROPERTY TAXES-CURRENT YEAR</b>	
Governing Body & Public Boards		Property Taxes Collected	24,258,948.91		STATE EQUALIZED TAX RATE	1.26
Municipal Clerk		Payments in Lieu of Taxes	1,218,694.82		Local District School Taxes	15,612,755.00
Financial Administration	92,296.00	Delinquent Tax & Lien Collections	75,687.96		Regional & Consolidated School Tax	
Assessment of Taxes	102,996.00	Business Personally Replacement Taxes	915,780.00		School Taxes in Municipal Budget	
Collection of Taxes	70,838.00	Other Miscellaneous Tax Revenues	782,520.53		County Taxes	4.66 *
Planning, Housing & Development	61,962.00	State Aid Revenues			County Library Taxes	.04
Human Resources	134,660.00	Federal Aid Revenues			Local Municipal Purpose Taxes	.27
Elections					Veteran & Senior Citizen Taxes	
General Administration (other)	673,352.00				Total Taxes for Rate Computation	2.03
<b>JUDICIARY</b>		Sale of Acquired Property	857,129.41		Special District Taxes	
Municipal Courts	164,510.07	Other Miscellaneous Revenues	28,108,761.63		Bank Corp. Taxes	
<b>PUBLIC SAFETY</b>			2,383,946.00		Added and Omitted Taxes	81,106.60
Fire Protection	55,971.00	Prior Years Surplus Appropriated	2,492,707.63		Total Taxes Levied - ABSTRACT	25,241,688.58
Police Protection	1,962,591.67	REVENUES	1,607,543.24		Total Taxes Billed	25,250,779.14
Civil Defense & Disaster Control	7,125.00	Reserve For Uncollected Taxes	736,198.14		TAXES COLLECTED	24,258,948.91
Environmental Inspection & Control	80,947.00				Taxes Cancelled, Abated or Adjusted	49,413.37
Other Public Safety					Transfer to Tax Title Liens or Foreclosed	19,913.03
<b>PUBLIC WORKS</b>					Ending Balance	922,503.83
Streets and Drainage	530,043.79	<b>CAPITAL OUTLAY</b>			<b>PRIOR YEARS TAXES OUTSTANDING</b>	
Sewers and Sewage Processing	129,109.00	Public Enterprises	161,504.65		Beginning Balance	1,186,605.24
Garbage and Trash Disposal	1,265,000.00	Recreation-Culture	16,565.23		Collected	1,125,371.07
Public Buildings and Grounds	41,975.00	Public Works	277,838.23		Cancelled, Abated or Adjusted	45,259.05
Other Public Works		Buildings and Grounds	280,290.03		Transfers to Tax Title Liens or Foreclosed	239.73
<b>HEALTH and WELFARE</b>		Library and Education			Ending Balance	15,735.39
Health Services Except Environmental	60,469.00	Conservation			<b>TAX TITLE LIENS OUTSTANDING</b>	
Welfare-Public Assistance	26,888.00	All Other			Beginning Balance	122,016.25
Hospital, Clinics, First Aid					Transfer From Taxes	20,152.76
Animal, Insect, & Rodent Control	17,000.00				Redeemed	93,323.75
Other Welfare Services					Cancelled, Abated or Adjusted	161.93
<b>RECREATION and CONSERVATION</b>					Transfers to Foreclosed Property	25,537.99
Beaches and Boardwalks					Ending Balance	23,145.34
Perks, Playgrounds, Shade Trees					<b>PROPERTY ACQUIRED BY DEED OR FORECLOSURE</b>	
Land Reclamation & Conservation	14,427.53				Beginning Balance	169,662.01
Other Recreational Services	162,915.00				Transfers From Taxes or Liens	25,537.99
<b>EDUCATION (excluding schools)</b>					Sale for Cash	
Libraries					Cancelled, Abated or Adjusted	
Other Educational Services	245,000.00				Ending Balance	195,200.00
<b>STATUTORY EXPENDITURES</b>					<b>CURRENT FINANCES ENDING BALANCE</b>	
Pensions & F. I. C. A.	463,937.00				ASSETS	
Employee Fringe Benefits	374,939.00				Cash	5,604,328.60
Other Statutory Expenditures	20,000.00				Taxes Receivable	938,239.22
<b>MUNICIPAL FUNCTIONS</b>					Tax Title Liens	23,145.34
<b>CAPITAL IMPROVEMENTS</b>					Foreclosed Property	195,200.00
<b>DEBT SERVICE</b>					Emergencies & Other Deferred Charges	
Principal Payments	459,000.00				State and Federal Aid Receivable	
Interest Payments	239,087.17				Other Receivables	6,756.42
<b>DEFERRED CHARGES</b>					Total	6,767,669.58
SCHOOL, COUNTY, SPECIAL DISTRICT TAXES	21,786,462.38				<b>LIABILITIES, RESERVES, AND SURPLUS</b>	
RESERVE FOR UNCOLLECTED TAXES	1,607,543.24				Cash Liabilities	3,696,035.99
<b>EXPENDITURES</b>	<b>30,881,727.45</b>				Reserves for Receivables	1,163,340.98
					Surplus	1,908,292.61
					Total	6,767,669.58

\*Includes County Health Service Taxes or County Open Space Tax See Table 13.

PT. PLEASANT BEACH BORO. - OCEAN CO.

Population 1990 5,112  
 Population 1994 5,222  
 S & P Rating  
 Moody Rating BAA1

General Tax Rate Per \$100. 1.85  
 State Equalized Tax Rate 1.86

Form of Government:  
 Borough Council

Number of Members on Governing Body - 6

PER CAPITA: Gross Debt 1,041.54  
 Net Debt 845.06  
 Debt Service .38  
 Total Tax Levy 2,198.07  
 Municipal Expenditures 1,104.72

PER CENT: Gross Debt .87  
 Net Debt .71  
 Tax Levy Collected 94.50  
 Tax Levy Cancelled, Abated or Adjusted .40

EXPENDITURES-CURRENT YEAR		REVENUES REALIZED-CURRENT YEAR		PROPERTY TAXES-CURRENT YEAR		
<b>GENERAL GOVERNMENT</b>		<b>PROPERTY TAXES COLLECTED</b>		<b>STATE EQUALIZED TAX RATE</b>		
Governing Body & Public Boards		Property Taxes Collected	10,848,868.74	Local District School Taxes	.98	
Municipal Clerk		Payments In Lieu of Taxes		Regional & Consolidated School Tax		
Financial Administration	59,668.00	Delinquent Tax & Lien Collections	663,998.44	School Taxes in Municipal Budget		
Assessment of Taxes	32,400.00	Business Personalty Replacement Taxes	102,871.65	County Taxes	.47 *	
Collection of Taxes	43,550.00	Taxes from Public Utilities	620,326.00	County Library Taxes	.04	
Planning, Housing & Development	51,100.00	Other Miscellaneous Tax Revenues		Local Municipal Purpose Taxes	.37	
Human Resources	207,337.00	State Aid Revenues	344,893.59	Veteran & Senior Citizen Taxes		
Elections		Federal Aid Revenues		Total Taxes for Rate Computation	1.86	
General Administration (other)	579,540.00			Special District Taxes		
<b>JUDICIARY</b>		<b>SALE OF ACQUIRED PROPERTY</b>		Bank Corp. Taxes		
Municipal Courts	179,133.69	Sale of Acquired Property	1,758,706.56	Added and Omitted Taxes		
<b>PUBLIC SAFETY</b>		Other Miscellaneous Revenues		Total Taxes Levied - ABSTRACT		
Fire Protection	154,799.00		1,758,706.56	Total Taxes Billed		
Police Protection	1,651,518.60	TOTAL		14,339,664.98		
Civil Defense & Disaster Control	4,000.00	Prior Years Surplus Appropriated	1,053,125.00	TAXES COLLECTED		
Environmental Inspection & Control	136,383.00	REVENUES	15,392,789.98	Taxes Cancelled, Abated or Adjusted		
Other Public Safety	300.00	Reserve For Uncollected Taxes	800,854.98	Transfer to Tax Title Liens or Foreclosed		
<b>PUBLIC WORKS</b>		CAPITAL OUTLAY		Ending Balance		
Streets and Drains	286,215.39		133,837.07	PRIOR YEARS TAXES OUTSTANDING		
Sewers and Sewage Processing	137,000.00	Public Enterprises		Beginning Balance		
Garbage and Trash Disposal	446,000.00	Recreation-Culture	35,000.00	Collected		
Public Buildings and Grounds	186,320.00	Public Works	89,833.51	Cancelled, Abated or Adjusted		
Other Public Works	38,000.00	Buildings and Grounds	9,003.56	Transfers to Tax Title Liens or Foreclosed		
<b>HEALTH and WELFARE</b>		Library and Education		Ending Balance		
Health Services Except Environmental	22,500.00	Conservation		TAX TITLE LIENS OUTSTANDING		
Welfare-Public Assistance	23,695.00	All Other		Beginning Balance		
Hospital, Clinics, First Aid		CAPITAL DEBT AUTHORIZED, ENDING BALANCE		Transfer From Taxes		
Animal, Insect, & Rodent Control		ISSUED AND UNISSUED		Redeemed		
Other Welfare Services		School	1,026,000	Cancelled, Abated or Adjusted		
<b>RECREATION and CONSERVATION</b>		Self-Liquidating	1,669,877	Transfers to Foreclosed Property		
Beeches and Boardwalks	29,835.00	Other	2,743,041	Ending Balance		
Parks, Playgrounds, Shade Trees	44,020.00	Total	5,438,918	PROPERTY ACQUIRED BY DEED OR FORECLOSURE		
Land Reclamation & Conservation	7,639.11	ISSUED AND OUTSTANDING		Beginning Balance		
Other Recreational Services	6,000.00	School	1,026,000.00	Transfers From Taxes or Liens		
<b>EDUCATION (excluding schools)</b>		Self-Liquidating	1,409,000.00	Sale for Cash		
Libraries	3,100.00	Other	514,150.00	Cancelled, Abated or Adjusted		
Other Educational Services		Total	2,949,150.00	Ending Balance		
<b>STATUTORY EXPENDITURES</b>		EQUALIZED VALUATION BASIS FOR NET DEBT COMPUTATION		CURRENT FINANCES ENDING BALANCE		
Pensions & F. I. C. A.	248,480.00	REAL PROPERTY VALUATIONS		ASSETS		
Employee Fringe Benefits	378,000.00	Code	Class	# of Parcels	% VAL'N	Assessed Valuation
Other Statutory Expenditures	9,500.00	1	Vacant Land	200	3.80	23,420,000.00
<b>MUNICIPAL FUNCTIONS</b>		2	Residential	2585	69.25	427,133,900.00
CAPITAL IMPROVEMENTS	10,000.00	3	Farm			
DEBT SERVICE		4e	Commercial	279	25.19	155,382,000.00
Principal Payments	1,965.29	4b	Industrial			
Interest Payments		4c	Apartments	16	1.76	10,841,600.00
<b>DEFERRED CHARGES</b>		Total		3080		616,777,500.00
SCHOOL, COUNTY, SPECIAL DISTRICT TAXES	9,176,485.10	Land Area	1.50	Sq. Miles		
RESERVE FOR UNCOLLECTED TAXES	800,854.98	Net Valuation Taxable-Municipal				617,725,985
EXPENDITURES	14,945,339.16	Net Valuation Taxable-County				627,634,080
		State Equalized Valuation				615,942,502
		State Equalization Ratio				100.29
						LIABILITIES, RESERVES, AND SURPLUS
						Cash Liabilities
						Reserves for Receivables
						Surplus
						Total

\*Includes County Health Service Taxes or County Open Specie Tax. See Table 13.

1609  
 Population 1990 10,539  
 Population 1994 10,706  
 S & P Rating  
 Moody Rating A1

General Tax Rate Per \$100. 3.19  
 State Equalized Tax Rate 3.03

**POMPTON LAKES BOROUGH - PASSAIC CO.**  
 Form of Government:  
**Borough Council**  
 Number of Members on Governing Body - 6

PER CAPITA:  
 Gross Debt 566.42  
 Net Debt 459.15  
 Debt Service 63.45  
 Total Tax Levy 1,773.67  
 Municipal Expenditures 763.26

PER CENT:  
 Gross Debt .92  
 Net Debt .78  
 Tax Levy Collected 97.20  
 Tax Levy Cancelled, Abated or Adjusted .41

EXPENDITURES-CURRENT YEAR		REVENUES REALIZED-CURRENT YEAR		PROPERTY TAXES-CURRENT YEAR	
<b>GENERAL GOVERNMENT</b>				<b>STATE EQUALIZED TAX RATE</b>	
Governing Body & Public Boards		Property Taxes Collected	18,487,955.60	Local District School Taxes	1.84 10,247,963.50
Municipal Clerk		Payments in Lieu of Taxes	81,617.00	Regional & Consolidated School Tax	
Financial Administration	125,128.00	Delinquent Tax & Lien Collections	537,427.66	School Taxes in Municipal Budget	
Assessment of Taxes	522,700.00	Business Personalty Replacement Taxes	268,451.16	County Taxes	.59 * 3,664,828.20
Collection of Taxes	57,255.00	Taxes from Public Utilities	555,665.00	County Library Taxes	
Planning, Housing & Development	10,165.00	Other Miscellaneous Tax Revenues		Local Municipal Purpose Taxes	.80 5,028,000.00
Human Resources	67,285.75	State Aid Revenues	568,166.67	Veteran & Senior Citizen Taxes	94,500.00
Elections	4,200.00	Federal Aid Revenues		Total Taxes for Rate Computation	3.03 19,035,291.70
General Administration (other)	893,625.00			Special District Taxes	
<b>JUDICIARY</b>		Sale of Acquired Property		Bank Corp. Taxes	
Municipal Courts	86,127.92	Other Miscellaneous Revenues	502,379.28	Added and Omitted Taxes	48,150.94
<b>PUBLIC SAFETY</b>		Total	21,001,660.37	Total Taxes Levied - ABSTRACT	18,988,942.64
Fire Protection	93,558.00	Prior Years Surplus Appropriated	315,000.00	Total Taxes Billed	19,020,735.45
Police Protection	1,469,239.93	REVENUES TOTAL	21,316,660.37	TAXES COLLECTED	18,487,955.60
Civil Defense & Disaster Control	7,462.00	Reserve For Uncollected Taxes	759,669.41	Taxes Cancelled, Abated or Adjusted	78,127.28
Environmental Inspection & Control	89,155.00			Transfer to Tax Title Liens or Foreclosed	10,117.76
Other Public Safety		<b>CAPITAL OUTLAY TOTAL</b>	<b>537,887.56</b>	Ending Balance	444,534.81
<b>PUBLIC WORKS</b>				<b>PRIOR YEARS TAXES OUTSTANDING</b>	
Streets and Drainage	497,576.59	Public Enterprises		Beginning Balance	578,401.45
Sewers and Sewage Processing	275,927.00	Recreation-Culture		Collected	537,427.66
Garbage and Trash Disposal	1,030,775.00	Public Works	55,274.88	Cancelled, Abated or Adjusted	
Public Buildings and Grounds	136,500.00	Buildings and Grounds	482,612.68	Transfers to Tax Title Liens or Foreclosed	2,961.14
Other Public Works		Library and Education		Ending Balance	38,012.65
<b>HEALTH and WELFARE</b>		Conservation		<b>TAX TITLE LIENS OUTSTANDING</b>	
Health Services Except Environmental	130,310.00	All Other		Beginning Balance	25,804.46
Welfare-Public Assistance	5,001.00			Transfer From Taxes	13,193.76
Hospital, Clinics, First Aid		<b>CAPITAL DEBT AUTHORIZED, ENDING BALANCE</b>		Redeemed	
Animal, Insect, & Rodent Control		<b>ISSUED AND UNISSUED</b>		Cancelled, Abated or Adjusted	
Other Welfare Services		School	769,874	Transfers to Foreclosed Property	
<b>RECREATION and CONSERVATION</b>		Self-Liquidating		Ending Balance	38,998.22
Beaches and Boardwalks		Other	5,058,718	<b>PROPERTY ACQUIRED BY DEED OR FORECLOSURE</b>	
Parks, Playgrounds, Shade Trees	9,000.00	Total	5,828,592	Beginning Balance	95,275.00
Land Reclamation & Conservation	8,777.03	<b>ISSUED AND OUTSTANDING</b>		Transfers From Taxes or Liens	
Other Recreational Services	32,800.00	School	769,874.00	Sale for Cash	
<b>EDUCATION (excluding schools)</b>		Self-Liquidating		Cancelled, Abated or Adjusted	
Libraries	251,458.00	Other	4,420,800.00	Ending Balance	95,275.00
Other Educational Services	1,500.00	Total	5,190,674.00	<b>CURRENT FINANCES ENDING BALANCE</b>	
<b>STATUTORY EXPENDITURES</b>		<b>EQUALIZED VALUATION BASIS FOR NET DEBT COMPUTATION</b>	<b>630,657,240</b>	<b>ASSETS</b>	
Pensions & F. I. C. A.	418,140.00	<b>REAL PROPERTY VALUATIONS</b>		Cash	1,920,045.01
Employee Fringe Benefits	447,349.00	Code Class # of Parcels % VAL'N	<b>ASSESSED VALUATION</b>	Taxes Receivable	482,547.46
Other Statutory Expenditures		1 Vacant Land 251 1.45	8,593,800.00	Tax Title Liens	38,998.22
<b>MUNICIPAL FUNCTIONS</b>		2 Residential 3401 82.83	489,435,300.00	Foreclosed Property	95,275.00
<b>CAPITAL IMPROVEMENTS</b>	6,671,015.22	3 Farm		Emergencies & Other Deferred Charges	558,800.00
<b>DEBT SERVICE</b>	3,500.00	4a Commercial 163 9.71	57,366,900.00	State and Federal Aid Receivable	27,097.52
Principal Payments	450,000.00	4b Industrial 5 3.78	22,342,400.00	Other Receivables	58,412.31
Interest Payments	229,290.94	4c Apartments 6 2.22	13,142,400.00	Total	3,181,175.52
<b>DEFERRED CHARGES</b>	61,441.12	Total 3826	590,880,800.00	<b>LIABILITIES, RESERVES, AND SURPLUS</b>	
<b>SCHOOL, COUNTY, SPECIAL DISTRICT TAXES</b>	13,912,791.70	Land Area 3.00 Sq. Miles		Cash Liabilities	1,609,262.66
<b>RESERVE FOR UNCOLLECTED TAXES</b>	759,669.41	Net Valuation Taxable-Municipal	592,893,266	Reserves for Receivables	675,232.99
<b>EXPENDITURES TOTAL</b>	22,084,208.39	Net Valuation Taxable-County	646,200,812	Surplus	896,679.87
		State Equalized Valuation	624,582,058	Total	3,181,175.52
		State Equalization Ratio	94.91		

Population 1990 **992**  
 Population 1994 **1,030**  
 S & P Rating  
 Moody Rating

General Tax Rate Per \$100. **3.26**  
 State Equalized Tax Rate **2.15**

**PORT REPUBLIC CITY - ATLANTIC CO.**

Form of Government:  
**City Charter (P.L. 1897 c. 30)**

Number of Members on Governing Body - 7

PER CAPITA:  
 Gross Debt **398.06**  
 Net Debt **67.96**  
 Debt Service **91.03**  
 Total Tax Levy **1,341.45**  
 Municipal Expenditures **756.33**

PER CENT:  
 Gross Debt **.65**  
 Net Debt **.11**  
 Tax Levy Collected **91.69**  
 Tax Levy Cancelled, Abated or Adjusted **.18**

EXPENDITURES-CURRENT YEAR		REVENUES REALIZED-CURRENT YEAR		PROPERTY TAXES-CURRENT YEAR		
<b>GENERAL GOVERNMENT</b>		<b>REVENUES REALIZED-CURRENT YEAR</b>		<b>STATE EQUALIZED TAX RATE</b>		
Governing Body & Public Boards		Property Taxes Collected	<b>1,267,150.76</b>	Local District School Taxes	<b>1.37</b>	
Municipal Clerk		Payments in Lieu of Taxes	<b>3,656.00</b>	Regional & Consolidated School Tax		
Financial Administration	<b>35,650.00</b>	Delinquent Tax & Lien Collections	<b>118,864.83</b>	School Taxes in Municipal Budget	<b>.08</b>	
Assessment of Taxes	<b>7,090.00</b>	Business Personalty Replacement Taxes	<b>5,963.48</b>	County Taxes	<b>.51</b> *	
Collection of Taxes	<b>14,020.00</b>	Taxes from Public Utilities	<b>163,521.00</b>	County Library Taxes	<b>.03</b>	
Planning, Housing & Development	<b>5,850.00</b>	Other Miscellaneous Tax Revenues		Local Municipal Purpose Taxes	<b>.15</b>	
Human Resources	<b>10,332.00</b>	State Aid Revenues	<b>43,809.79</b>	Veteran & Senior Citizen Taxes		
Elections	<b>2,000.00</b>	Federal Aid Revenues		Total Taxes for Rate Computation	<b>2.14</b>	
General Administration (other)	<b>122,735.00</b>			Special District Taxes		
<b>JUDICIARY</b>		Sale of Acquired Property		Bank Corp. Taxes		
Municipal Courts	<b>44,225.00</b>	Other Miscellaneous Revenues	<b>128,149.71</b>	Added and Omitted Taxes	<b>10,114.32</b>	
<b>PUBLIC SAFETY</b>		Total	<b>1,731,115.57</b>	Total Taxes Levied - ABSTRACT	<b>1,381,695.42</b>	
Fire Protection	<b>13,771.00</b>	Prior Years Surplus Appropriated	<b>210,000.00</b>	Total Taxes Billed	<b>1,382,024.52</b>	
Police Protection	<b>18,000.00</b>	REVENUES TOTAL	<b>1,941,115.57</b>	TAXES COLLECTED	<b>1,267,150.76</b>	
Civil Defense & Disaster Control	<b>1,501.00</b>	Reserve for Uncollected Taxes	<b>177,326.80</b>	Taxes Cancelled, Abated or Adjusted	<b>2,533.77</b>	
Environmental Inspection & Control	<b>8,996.00</b>	<b>CAPITAL OUTLAY TOTAL</b>		Transfer to Tax Title Liens or Foreclosed	<b>41,544.19</b>	
Other Public Safety		Public Enterprises		Ending Balance	<b>70,795.80</b>	
<b>PUBLIC WORKS</b>		Recreation-Cultura		<b>PRIOR YEARS TAXES OUTSTANDING</b>		
Streets and Drainage	<b>58,164.79</b>	Public Works		Beginning Balance	<b>119,846.28</b>	
Sewers and Sewage Processing	<b>8,800.00</b>	Buildings and Grounds		Collected	<b>111,899.33</b>	
Garbage and Trash Disposal	<b>71,595.00</b>	Library and Education		Cancelled, Abated or Adjusted	<b>3,749.25</b>	
Public Buildings and Grounds	<b>22,150.00</b>	Conservation		Transfers to Tax Title Liens or Foreclosed		
Other Public Works	<b>3,001.00</b>	All Other		Ending Balance	<b>4,197.70</b>	
<b>HEALTH and WELFARE</b>		<b>CAPITAL DEBT AUTHORIZED, ENDING BALANCE</b>		<b>TAX TITLE LIENS OUTSTANDING</b>		
Health Services Except Environmental		ISSUED AND UNISSUED	GROSS DEBT	NET DEBT		
Welfare-Public Assistance	<b>2,700.00</b>	School	<b>340,000</b>			
Hospital, Clinics, First Aid		Self-Liquidating				
Animal, Insect, & Rodent Control	<b>1.00</b>	Other	<b>70,000</b>	<b>70,000</b>		
Other Welfare Services		Total	<b>410,000</b>	<b>70,000</b>		
<b>RECREATION and CONSERVATION</b>		<b>ISSUED AND OUTSTANDING</b>		<b>PROPERTY ACQUIRED BY DEED OR FORECLOSURE</b>		
Beaches and Boardwalks		School		Beginning Balance	<b>812,887.29</b>	
Parks, Playgrounds, Shada Trees	<b>20,405.00</b>	Self-Liquidating		Transfers From Taxes or Liens	<b>156,512.71</b>	
Land Reclamation & Conservation	<b>2,750.00</b>	Other		Sale for Cash		
Other Recreational Services	<b>1,000.00</b>	Total	<b>410,000.00</b>	Cancelled, Abated or Adjusted		
<b>EDUCATION (excluding schools)</b>		<b>EQUALIZED VALUATION BASIS FOR NET DEBT COMPUTATION</b>		<b>ENDING BALANCE</b>		
Libraries				<b>969,400.00</b>		
Other Educational Services		<b>REAL PROPERTY VALUATIONS</b>		<b>CURRENT FINANCES ENDING BALANCE</b>		
<b>STATUTORY EXPENDITURES</b>		Code	Class	# of Parcels	% VAL'N	ASSESSED VALUATION
Pensions & F. I. C. A.	<b>17,275.00</b>	1	Vacant Land	<b>185</b>	<b>12.03</b>	<b>4,956,900.00</b>
Employer Fringe Benefits	<b>15,000.00</b>	2	Residential	<b>383</b>	<b>81.23</b>	<b>33,484,700.00</b>
Other Statutory Expenditures		3	Farm	<b>18</b>	<b>2.76</b>	<b>1,137,927.00</b>
<b>MUNICIPAL FUNCTIONS</b>		4a	Commercial	<b>9</b>	<b>3.98</b>	<b>1,640,100.00</b>
CAPITAL IMPROVEMENTS	<b>8,000.00</b>	4b	Industrial			
DEBT SERVICE		4c	Apertments			
Principal Payments	<b>65,000.00</b>	Total	<b>595</b>			<b>41,219,627.00</b>
Interest Payments	<b>28,762.50</b>	Land Area	<b>8.10</b>	Sq. Miles		
<b>TYPE I SCHL DEBT *MEMO</b>		Net Valuation Taxable-Municipal				<b>42,031,560</b>
DEFERRED CHARGES	<b>916.00</b>	Net Valuation Taxable-County				<b>64,396,381</b>
SCHOOL, COUNTY, SPECIAL DISTRICT TAXES	<b>1,275,603.78</b>	State Equalized Valuation				<b>63,446,224</b>
RESERVE FOR UNCOLLECTED TAXES	<b>177,326.80</b>	State Equalization Ratio				<b>65.81</b>
EXPENDITURES TOTAL	<b>2,054,620.87</b>					

\* ABOVE DEBT SERVICE INCLUDES TYPE I SCHOOL DEBT

\*Includes County Health Service Taxes or County Open Space Tax. See Table 13.

1109

Population 1990 12,016  
 Population 1994 11,989  
 S & P Rating  
 Moody Rating AAA

General Tax Rate Per \$100. 4.17  
 State Equalized Tax Rate 2.09

PRINCETON BOROUGH - MERCER COUNTY

Form of Government:

Borough Council

Number of Members on Governing Body - 6

PER CAPITA:

Gross Debt 2,694.77  
 Net Debt 1,619.35  
 Debt Service 167.08  
 Total Tax Levy 1,512.99  
 Municipal Expenditures 1,162.38

PER CENT:

Gross Debt 3.68  
 Net Debt 2.21  
 Tax Levy Collected 97.32  
 Tax Levy Cancelled, Abated or Adjusted .05

EXPENDITURES-CURRENT YEAR		REVENUES REALIZED-CURRENT YEAR		PROPERTY TAXES-CURRENT YEAR		
<b>GENERAL GOVERNMENT</b>		<b>REVENUES REALIZED-CURRENT YEAR</b>		<b>PROPERTY TAXES-CURRENT YEAR</b>		
Governing Body & Public Boards		Property Taxes Collected	17,672,622.81	STATE EQUALIZED TAX RATE		
Municipal Clerk		Payments in Lieu of Taxes	474,257.09	Local District School Taxes		
Financial Administration	552,500.09	Delinquent Tax & Lien Collections	190,926.32	Regional & Consolidated School Tax	1.00	
Assessment of Taxes	212,330.00	Business Personalty Replacement Taxes	751,331.00	School Taxes in Municipal Budget		
Collection of Taxes	119,449.00	Taxes from Public Utilities	815,281.77	County Taxes	.58 *	
Planning, Housing & Development	73,008.00	Other Miscellaneous Tax Revenues		County Library Taxes		
Human Resources	263,515.65	State Aid Revenues		Local Municipal Purpose Taxes	.50	
Elections	4,500.00	Federal Aid Revenues		Veteran & Senior Citizen Taxes		
General Administration (other)	1,982,218.00			Total Taxes for Rate Computation	2.08	
<b>JUDICIARY</b>		Sale of Acquired Property	6,280,883.47	Special District Taxes		
Municipal Courts	218,950.96	Other Miscellaneous Revenues	26,185,302.46	Bank Corp. Taxes		
<b>PUBLIC SAFETY</b>		Total	26,185,302.46	Added and Omitted Taxes	51,426.66	
Fire Protection	377,746.20	Prior Years Surplus Appropriated	1,425,000.00	Total Taxes Levied - ABSTRACT	18,139,214.33	
Police Protection	2,070,596.81	REVENUES TOTAL	27,610,302.46	Total Taxes Billed	18,159,011.23	
Civil Defense & Disaster Control	200.00	Reserve For Uncollected Taxes	560,000.00	TAXES COLLECTED	17,672,622.81	
Environmental Inspection & Control	232,789.00			Taxes Cancelled, Abated or Adjusted	9,445.05	
Other Public Safety		CAPITAL OUTLAY TOTAL	1,884,285.00	Transfer to Tax Title Liens or Foreclosed	6,981.10	
<b>PUBLIC WORKS</b>		Public Enterprises	600.00	Ending Balance	469,962.27	
Streets and Drainage	884,515.00	Recreation-Culture		<b>PRIOR YEARS TAXES OUTSTANDING</b>		
Sewers and Sewage Processing	1,709,304.00	Public Works	1,240,533.00	Beginning Balance	465,840.32	
Garbage and Trash Disposal	476,916.00	Buildings and Grounds	639,934.00	Collected	454,862.05	
Public Buildings and Grounds	332,285.00	Library and Education	3,218.00	Cancelled, Abated or Adjusted		
Other Public Works		Conservation		Transfers to Tax Title Liens or Foreclosed		
<b>HEALTH and WELFARE</b>		All Other		Ending Balance	10,978.27	
Health Services Except Environmental	278,653.00	CAPITAL DEBT AUTHORIZED, ENDING BALANCE		TAX TITLE LIENS OUTSTANDING		
Welfare-Public Assistance	30,911.00	ISSUED AND UNISSUED	GROSS DEBT	Beginning Balance	25,167.40	
Hospital, Clinics, First Aid		School	3,370,814	Transfer From Taxes	6,981.10	
Animal, Insect, & Rodent Control	25,051.00	Self-Liquidating	6,323,000	Redeemed	19,395.04	
Other Welfare Services		Other	22,613,826	Cancelled, Abated or Adjusted		
<b>RECREATION and CONSERVATION</b>		Total	32,307,640	Transfers to Foreclosed Property		
Beeches and Boardwalks		ISSUED AND OUTSTANDING		Ending Balance	12,753.46	
Parks, Playgrounds, Shade Trees	6,850.00	School	3,370,814.76	<b>PROPERTY ACQUIRED BY DEED OR FORECLOSURE</b>		
Land Reclamation & Conservation	499.00	Self-Liquidating		Beginning Balance		
Other Recreational Services	210,550.00	Other	22,397,826.00	Transfers From Taxes or Liens		
<b>EDUCATION (excluding schools)</b>		Total	25,768,640.76	Sale for Cash		
Libraries	474,145.00	EQUALIZED VALUATION BASIS FOR NET DEBT COMPUTATION	877,263,926	Cancelled, Abated or Adjusted		
Other Educational Services		REAL PROPERTY VALUATIONS		Ending Balance		
<b>STATUTORY EXPENDITURES</b>		Code	Class	# of Parcels	% VAL'N	ASSESSED VALUATION
Pensions & F. I. C. A.	576,189.00	1	Vacant Land	148	1.66	7,114,700.00
Employee Fringe Benefits		2	Residential	2037	70.67	303,154,500.00
Other Statutory Expenditures		3	Farm			99,550,100.00
<b>MUNICIPAL FUNCTIONS</b>		4a	Commercial	190	23.21	19,165,200.00
CAPITAL IMPROVEMENTS	*MEMO*	4b	Industrial			428,984,500.00
DEBT SERVICE		4c	Apartments	44	4.47	
Principal Payments	1,193,000.00	Total		2419		
Interest Payments	810,115.86	Land Area	1.76	Sq. Miles		
<b>DEFERRED CHARGES</b>		Net Valuation Taxable-Municipal	434,234,642			
SCHOOL, COUNTY, SPECIAL DISTRICT TAXES	13,717,480.47	Net Valuation Taxable-County	905,565,630			
RESERVE FOR UNCOLLECTED TAXES	560,000.00	State Equalized Valuation	860,376,863			
EXPENDITURES TOTAL	27,653,268.04	State Equalization Ratio	50.17			
				<b>CURRENT FINANCES ENDING BALANCE ASSETS</b>		
				Cash	9,187,360.55	
				Taxes Receivable	480,940.54	
				Tax Title Liens	12,753.46	
				Foreclosed Property		
				Emergencies & Other Deferred Charges	180,000.00	
				State and Federal Aid Receivable		
				Other Receivables	432,141.29	
				Total	10,293,195.84	
				<b>LIABILITIES, RESERVES, AND SURPLUS</b>		
				Cash Liabilities	8,304,094.46	
				Reserves for Receivables	925,835.29	
				Surplus	1,063,266.09	
				Total	10,293,195.84	

1110  
 Population 1990 13,198  
 Population 1994 13,783  
 S & P Rating AA+  
 Moody Rating AAA

General Tax Rate Per \$100 4.34  
 State Equalized Tax Rate 1.86

PRINCETON TOWNSHIP - MERCER COUNTY

Form of Government:

Township Committee

Number of Members on Governing Body - 5

PER CAPITA:  
 Gross Debt 6,590.67  
 Net Debt 2,832.71  
 Debt Service 240.45  
 Total Tax Levy 2,550.61  
 Municipal Expenditures 1,344.34  
 PER CENT:  
 Gross Debt 3.55  
 Net Debt 2.19  
 Tax Levy Collected 97.61  
 Tax Levy Cancelled, Abated or Adjusted .10

EXPENDITURES-CURRENT YEAR		REVENUES REALIZED-CURRENT YEAR			PROPERTY TAXES-CURRENT YEAR	
<b>GENERAL GOVERNMENT</b>					<b>STATE EQUALIZED TAX RATE</b>	
Governing Body & Public Boards	232,286.00	Property Taxes Collected	34,345,988.93		Local District School Taxes	
Municipal Clerk	128,857.00	Payments in Lieu of Taxes	254,647.01		Regional & Consolidated School Tax	.92 16,999,449.31
Financial Administration	657,163.09	Delinquent Tax & Lien Collections	850,010.07		School Taxes in Municipal Budget	
Assessment of Taxes	485,430.00	Business Personality Replacement Taxes	142,512.64		County Taxes	.55 * 10,181,942.87
Collection of Taxes	90,793.00	Taxes from Public Utilities	1,174,856.00		County Library Taxes	
Planning, Housing & Development	1,029,645.00	Other Miscellaneous Tax Revenues	1,154,854.79		Local Municipal Purpose Taxes	.39 7,307,005.33
Human Resources	594,745.00	State Aid Revenues			Veteran & Senior Citizen Taxes	46,500.00
Elections	6,140.00	Federal Aid Revenues			Total Taxes for Rate Computation	1.86 34,534,897.51
General Administration (other)	1,819,105.00				Special District Taxes	
<b>JUDICIARY</b>		Sale of Acquired Property			Bank Corp. Taxes	
Municipal Courts	163,448.00	Other Miscellaneous Revenues	6,272,571.87		Added and Omitted Taxes	666,692.06
<b>PUBLIC SAFETY</b>		Total	44,195,441.31		Total Taxes Levied - ABSTRACT	35,155,089.57
Fire Protection	380,377.00	Prior Years Surplus Appropriated	2,550,000.00		Total Tax Billad	35,186,527.87
Police Protection	2,291,937.00	<b>REVENUES TOTAL</b>	46,745,441.31		<b>TAXES COLLECTED</b>	34,345,988.93
Civil Defense & Disaster Control	300.00	Reserve For Uncollected Taxes	2,073,420.00		Taxes Cancelled, Abated or Adjusted	35,194.49
Environmental Inspection & Control		<b>CAPITAL OUTLAY TOTAL</b>	1,996,348.86		Transfer to Tax Title Liens or Foreclosed	12,406.69
Other Public Safety					Ending Balance	792,937.76
<b>PUBLIC WORKS</b>		Public Enterprises	59,434.79		<b>PRIOR YEARS TAXES OUTSTANDING</b>	
Streets and Drainage	934,441.69	Recreation-Culture	4,444.90		Beginning Balance	950,648.46
Sewers and Sewage Processing	1,837,701.00	Public Works	53,390.76		Collected	818,305.32
Garbage and Trash Disposal		Buildings and Grounds	1,878,936.66		Cancelled, Abated or Adjusted	
Public Buildings and Grounds	125,985.00	Library and Education	141.75		Transfers to Tax Title Liens or Foreclosed	
Other Public Works		Conservation			Ending Balance	132,343.14
<b>HEALTH and WELFARE</b>		All Other			<b>TAX TITLE LIENS OUTSTANDING</b>	
Health Services Except Environmental	212,435.00				Beginning Balance	83,938.29
Welfare-Public Assistance	87,197.00	<b>CAPITAL DEBT AUTHORIZED, ENDING BALANCE</b>			Transfer From Taxes	12,406.69
Hospital, Clinics, First Aid		ISSUED AND UNISSUED	GROSS DEBT	NET DEBT	Redeamed	31,704.75
Animal, Insect, & Rodent Control	22,654.00	School	6,844,050		Cancelled, Abated or Adjusted	
Other Welfare Services		Self-Liquidating	7,600,000		Transfers to Foreclosed Property	
<b>RECREATION and CONSERVATION</b>		Other	48,826,356	39,043,250	Ending Balance	64,640.23
Beeches and Boardwalks	13,193.00	Total	63,270,406	39,043,250	<b>PROPERTY ACQUIRED BY DEED OR FORECLOSURE</b>	
Parks, Playgrounds, Shade Trees	31,467.00	<b>ISSUED AND OUTSTANDING</b>			Beginning Balance	
Land Reclamation & Conservation	447,378.00	School	6,844,050.00		Transfers From Taxes or Liens	
Other Recreational Services		Self-Liquidating			Sale for Cash	
<b>EDUCATION (excluding schools)</b>		Other	28,551,207.65		Cancelled, Abated or Adjusted	
Libraries	922,838.00	Total	35,395,257.65		Ending Balance	
Other Educational Services	20,795.00	<b>EQUALIZED VALUATION BASIS FOR NET DEBT COMPUTATION</b>	1,781,262,209		<b>CURRENT FINANCES ENDING BALANCE</b>	
<b>STATUTORY EXPENDITURES</b>		<b>REAL PROPERTY VALUATIONS</b>			<b>ASSETS</b>	
Pensions & F. I. C. A.	505,125.00	Code	Class	# of Parcels	% VAL'N	ASSESSED VALUATION
Employee Fringe Benefits		1	Vacant Land	597	2.75	21,787,600.00
Other Statutory Expenditures		2	Residential	4194	84.77	672,578,100.00
<b>MUNICIPAL FUNCTIONS</b>	13,041,285.78	3	Farm	82	2.21	17,526,600.00
<b>CAPITAL IMPROVEMENTS</b>	289,927.00	4a	Commercial	107	7.46	59,195,900.00
<b>DEBT SERVICE</b>		4b	Industrial	2	.23	1,786,400.00
Principal Payments	2,033,407.95	4c	Apartment	10	2.58	20,506,400.00
Interest Payments	1,280,747.69	Total	4992		793,381,000.00	
<b>DEFERRED CHARGES</b>	100,218.00	Land Area	16.25	Sq Miles		
<b>SCHOOL, COUNTY, SPECIAL DISTRICT TAXES</b>	27,181,392.18	Net Valuation Taxable-Municipal	795,387,922		Cash	11,779,870.30
<b>RESERVE FOR UNCOLLECTED TAXES</b>	2,073,420.00	Net Valuation Taxable-County	1,821,476,501		Taxes Receivable	925,280.90
<b>EXPENDITURES TOTAL</b>	45,710,471.60	State Equalized Valuation	1,849,657,132		Tax Title Liens	64,640.23
		State Equalization Ratio	42.94		Foreclosed Property	
					Emergencies & Other Deferred Charges	450,000.00
					State and Federal Aid Receivable	3,202.03
					Other Receivables	397,799.60
					Total	13,620,793.06
					<b>LIABILITIES, RESERVES, AND SURPLUS</b>	
					Cash Liabilities	6,592,656.85
					Reserves for Receivables	1,149,336.97
					Surplus	5,878,799.24
					Total	13,620,793.06

\*Includes County Health Service Taxes or County Open Space Tax See Table 13.

1610

Population 1990 5,053  
 Population 1994 5,080  
 S & P Rating  
 Moody Rating 3AA1

General Tax Rate Per \$100. 2.48  
 State Equalized Tax Rate 2.75

**PROSPECT PARK BOROUGH - PASSAIC CO.**  
 Form of Government:  
**Borough Council**  
 Number of Members on Governing Body - 6

PER CAPITA:  
 Gross Debt 286.44  
 Net Debt 149.76  
 Debt Service 11.91  
 Total Tax Levy 989.46  
 Municipal Expenditures 467.57

PER CENT:  
 Gross Debt .79  
 Net Debt .41  
 Tax Levy Collected 97.05  
 Tax Levy Cancelled, Abated or Adjusted 1.13

EXPENDITURES-CURRENT YEAR		REVENUES REALIZED-CURRENT YEAR		PROPERTY TAXES-CURRENT YEAR	
<b>GENERAL GOVERNMENT</b>		<b>REVENUES REALIZED-CURRENT YEAR</b>		<b>STATE EQUALIZED TAX RATE</b>	
Governing Body & Public Boards		Property Taxes Collected	4,888,155.00	Local District School Taxes	.56 1,711,435.00
Municipal Clerk		Payments in Lieu of Taxes		Regional & Consolidated School Tax	.45 818,352.89
Financial Administration	28,240.00	Delinquent Tax & Lien Collections	67,040.00	School Taxes in Municipal Budget	
Assessment of Taxes	7,700.00	Business Personalty Replacement Taxes	52,736.00	County Taxes	.58 * 1,053,176.33
Collection of Taxes	32,200.00	Taxes from Public Utilities	142,573.00	County Library Taxes	
Planning, Housing & Development	1,600.00	Other Miscellaneous Tax Revenues		Local Municipal Purpose Taxes	.79 1,443,509.00
Human Resources	78,404.00	State Aid Revenues	342,224.00	Veteren & Senior Citizen Taxes	37,850.00
Elections		Federal Aid Revenues		Total Taxes for Rete Computation	2.76 5,064,323.22
General Administration (other)	302,738.00			Special District Taxes	
<b>JUDICIARY</b>		Sale of Acquired Property	217,900.00	Bank Corp. Taxes	
Municipal Courts	79,805.00	Other Miscellaneous Revenues	5,710,628.00	Added and Omitted Taxes	
<b>PUBLIC SAFETY</b>		Total	5,710,628.00	Total Taxes Levied - ABSTRACT	5,026,473.22
Fire Protection	46,921.00	Prior Years Surplus Appropriated	155,000.00	Total Taxes Billed	5,036,610.00
Police Protection	578,264.00	REVENUES TOTAL	5,865,628.00	TAXES COLLECTED	4,888,155.00
Civil Defense & Disaster Control	980.00	Reserve For Uncollected Taxes	175,575.00	Taxes Cancelled, Abated or Adjusted	56,692.00
Environmental Inspection & Control	29,560.00	CAPITAL OUTLAY TOTAL	43,769.00	Transfer to Tax Title Liens or Foreclosed	339.00
Other Public Safety		Public Enterprises		Ending Balance	91,424.00
<b>PUBLIC WORKS</b>		Recreation-Culture		<b>PRIOR YEARS TAXES OUTSTANDING</b>	
Streets and Drelnage	123,855.00	Public Works	12,702.00	Beginning Balance	79,636.00
Sewers and Sewege Processing	152,275.00	Buildings and Grounds	31,067.00	Collected	67,040.00
Gerbage and Trash Disposal	289,000.00	Library and Education		Cancelled, Abated or Adjusted	
Public Buildings and Grounds	35,780.00	Conservation		Transfers to Tax Title Liens or Foreclosed	
Other Public Works		All Other		Ending Balance	12,596.00
<b>HEALTH and WELFARE</b>		<b>CAPITAL DEBT AUTHORIZED, ENDING BALANCE</b>		<b>TAX TITLE LIENS OUTSTANDING</b>	
Health Services Except Environmental	28,545.00	ISSUED AND UNISSUED	GROSS DEBT	NET DEBT	
Wellere-Public Assistance	4,725.00	School	666,835		
Hospital, Clinics, First Aid		Self-Liquidating			
Animal, Insect, & Rodent Control	1,800.00	Other	788,265	760,765	
Other Welfare Services		Total	1,455,100	760,765	
<b>RECREATION and CONSERVATION</b>		<b>ISSUED AND OUTSTANDING</b>		<b>PROPERTY ACQUIRED BY DEED OR FORECLOSURE</b>	
Beeches and Boardwalks		School		666,835.00	
Parks, Playgrounds, Shede Trees		Self-Liquidating			
Land Reclamation & Conservation	1,952.00	Other		757,500.00	
Other Recreational Services	3,425.00	Total		1,424,335.00	
<b>EDUCATION (excluding schools)</b>		<b>EQUALIZED VALUATION BASIS</b>		<b>CURRENT FINANCES ENDING BALANCE</b>	
Libraries		<b>FOR NET DEBT COMPUTATION</b>		<b>ASSETS</b>	
Other Educational Services					
<b>STATUTORY EXPENDITURES</b>					
Penelons & F. I. C. A.	100,867.00				
Employee Fringe Benefits	122,805.00				
Other Statutory Expenditures					
<b>MUNICIPAL FUNCTIONS</b>					
TOTAL	2,051,441.00				
<b>CAPITAL IMPROVEMENTS</b>					
*MEMO*	13,000.00				
<b>DEBT SERVICE</b>					
Principal Payments	45,000.00				
Interest Payments	15,509.00				
<b>DEFERRED CHARGES</b>					
SCHOOL, COUNTY, SPECIAL DISTRICT TAXES	87,748.00				
RESERVE FOR UNCOLLECTED TAXES	3,582,964.22				
EXPENDITURES TOTAL	5,958,237.22				
		<b>REAL PROPERTY VALUATIONS</b>			
		Code	Class	# of Parcels	% VAL'N
		1	Vecant Land	27	1.21
		2	Residential	1073	86.44
		3	Ferm		
		4e	Commerciel	71	10.64
		4b	Industrial	4	1.71
		4c	Apertments		
		Total		1175	
		Land Area .45 Sq. Miles			
		Net Valuation Taxable-Municipal		202,273,509	
		Net Valuation Taxable-County		186,569,662	
		State Equalized Valuation		182,277,481	
		State Equalization Ratio		111.00	
				603,781.00	
				104,020.00	
				2,852.00	
				250.00	
				898.00	
				State and Federal Aid Receivable	
				Other Receivables	
				Total	
				721,612.00	
				<b>LIABILITIES, RESERVES, AND SURPLUS</b>	
				Cash Liabilities	
				Reserves for Receivables	
				Surplus	
				Total	
				294,200.00	
				116,933.00	
				310,479.00	
				721,612.00	

1711

Population 1990 **2,511**  
 Population 1994 **2,550**  
 S & P Rating  
 Moody Rating

General Tax Rate Per \$100. **3.66**  
 State Equalized Tax Rate **2.04**

**QUINTON TOWNSHIP - SALEM COUNTY**  
 Form of Government:  
**Township Committee**  
 Number of Members on Governing Body - 3

PER CAPITA:  
 Gross Debt **320.00**  
 Net Debt **196.08**  
 Debt Service **9.17**  
 Total Tax Levy **868.48**  
 Municipal Expenditures **430.30**

PER CENT:  
 Gross Debt **.80**  
 Net Debt **.49**  
 Tax Levy Collected **87.76**  
 Tax Levy Cancelled, Abated or Adjusted **.42**

EXPENDITURES-CURRENT YEAR		REVENUES REALIZED-CURRENT YEAR			PROPERTY TAXES-CURRENT YEAR		
<b>GENERAL GOVERNMENT</b>		<b>REVENUES REALIZED-CURRENT YEAR</b>			<b>PROPERTY TAXES-CURRENT YEAR</b>		
Governing Body & Public Boards	15,435.00	Property Taxes Collected	1,944,744.69		STATE EQUALIZED TAX RATE	1.04	
Municipal Clerk	13,180.00	Payments In Lieu of Taxes			Local District School Taxes	1,133,026.00	
Financial Administration	29,170.25	Delinquent Tax & Lien Collections	264,024.29		Regional & Consolidated School Tax		
Assessment of Taxes	15,480.00	Business Personalty Replacement Taxes	30,753.80		School Taxes in Municipal Budget		
Collection of Taxes	31,915.00	Taxes from Public Utilities	239,305.00		County Taxes	.84 *	
Planning, Housing & Development	86,395.00	Other Miscellaneous Tax Revenues			County Library Taxes		
Human Resources	12,435.42	State Aid Revenues	197,574.27		Local Municipal Purpose Taxes	.16	
Elections		Federal Aid Revenues			Veteran & Senior Citizen Taxes		
General Administration (other)	79,383.08				Total Taxes for Rate Computation	2.04	
<b>JUDICIARY</b>		Sale of Acquired Property			Bank Corp. Taxes		
Municipal Courts	22,835.00	Other Miscellaneous Revenues	131,495.43		Added and Omitted Taxes	5,231.06	
<b>PUBLIC SAFETY</b>		Prior Years Surplus Appropriated			Total Taxes Levied - ABSTRACT	2,214,612.30	
Fire Protection	17,948.00	REVENUES TOTAL			Total Taxes Billed	2,216,063.51	
Police Protection	4,000.00	Reserve For Uncollected Taxes	302,859.31		TAXES COLLECTED	1,944,744.69	
Civil Defense & Disaster Control	6,070.00	<b>CAPITAL OUTLAY TOTAL</b>			Taxes Cancelled, Abated or Adjusted	9,332.67	
Environmental Inspection & Control	21,939.00	Public Enterprises			Transfer to Tax Title Liens or Foreclosed	18,971.57	
Other Public Safety		Recreation-Culture			Ending Balance	243,014.58	
<b>PUBLIC WORKS</b>		Public Works			<b>PRIOR YEARS TAXES OUTSTANDING</b>		
Streets and Drainage	85,126.20	Buildings and Grounds			Beginning Balance	234,588.77	
Sewers and Sewage Processing		Library and Education			Collected	215,271.80	
Garbage and Trash Disposal	212,260.00	Conservation			Cancelled, Abated or Adjusted		
Public Buildings and Grounds	43,815.00	All Other			Transfers to Tax Title Liens or Foreclosed	4,869.10	
Other Public Works		<b>CAPITAL DEBT AUTHORIZED, ENDING BALANCE</b>			Ending Balance	14,447.37	
<b>HEALTH and WELFARE</b>		<b>ISSUED AND UNISSUED GROSS DEBT NET DEBT</b>			<b>TAX TITLE LIENS OUTSTANDING</b>		
Health Services Except Environmental	2,255.00	School	316,000		Beginning Balance	109,818.13	
Welfare-Public Assistance	3,886.92	Self-Liquidating			Transfer From Taxes	24,554.07	
Hospital, Clinics, First Aid		Other	500,000	500,000	Redeemed	48,752.49	
Animal, Insect, & Rodent Control	7,000.00	Total	816,000	500,000	Cancelled, Abated or Adjusted		
Other Welfare Services		<b>ISSUED AND OUTSTANDING</b>			Transfers to Foreclosed Property		
<b>RECREATION and CONSERVATION</b>		School	316,000.00		Ending Balance	85,619.71	
Beeches and Boardwalks		Self-Liquidating			<b>PROPERTY ACQUIRED BY DEED OR FORECLOSURE</b>		
Parks, Playgrounds, Sheds Trees		Other	22,000.00		Beginning Balance	290,400.00	
Land Reclamation & Conservation		Total	338,000.00		Transfers From Taxes or Liens		
Other Recreational Services	2,000.00	<b>EQUALIZED VALUATION BASIS</b>			Sale for Cash		
<b>EDUCATION (excluding schools)</b>		<b>FOR NET DEBT COMPUTATION</b>			Cancelled, Abated or Adjusted		
Libraries		REAL PROPERTY VALUATIONS			Ending Balance	290,400.00	
Other Educational Services		Code	Class	# of Parcels	% VAL'N	<b>CURRENT FINANCES ENDING BALANCE</b>	
<b>STATUTORY EXPENDITURES</b>		<b>ASSESSED VALUATION</b>			<b>ASSETS</b>		
Pensions & F. I. C. A.	12,500.00	1	Vacant Land	454	4.16	Cash	671,384.29
Employee Fringe Benefits		2	Residential	794	68.47	Taxes Receivable	257,462.45
Other Statutory Expenditures	2,000.00	3	Farm	480	16.47	Tax Title Liens	85,619.71
<b>MUNICIPAL FUNCTIONS</b>		4e	Commercial	55	10.71	Foreclosed Property	290,400.00
TOTAL	727,028.87	4b	Industrial			Emergencies & Other Deferred Charges	6,500.00
<b>CAPITAL IMPROVEMENTS</b>		4c	Apartments	1	.19	State and Federal Aid Receivable	253,345.58
* MEMO *	25,000.00	Total	1784			Other Receivables	5,906.13
<b>DEBT SERVICE</b>		Land Area 24.35 Sq. Miles				Total	1,570,618.16
Principal Payments	22,000.00	Net Valuation Taxable-Municipal	60,379,302		<b>LIABILITIES, RESERVES, AND SURPLUS</b>		
Interest Payments	1,386.00	Net Valuation Taxable-County	108,622,612		Cash Liabilities	229,808.18	
<b>DEFERRED CHARGES</b>		State Equalized Valuation	107,866,694		Reserves for Receivables	639,388.29	
SCHOOL, COUNTY, SPECIAL DISTRICT TAXES	44,000.00	State Equalization Ratio	55.68		Surplus	701,421.69	
RESERVE FOR UNCOLLECTED TAXES	2,040,319.20				Total	1,570,618.16	
EXPENDITURES TOTAL	3,137,593.38						

\*Includes County Health Service Taxes or County Open Space Tax. See Table 13.

2013  
 Population 1990 25,325  
 Population 1994 25,279  
 S & P Rating  
 Moody Rating A1

General Tax Rate Per \$100 2.86  
 State Equalized Tax Rate 3.00

**RAHWAY CITY - UNION COUNTY**  
 Form of Government  
**Mayor-Council Plan F (OMCL 50)**  
 Number of Members on Governing Body - 9

PER CAPITA:  
 Gross Debt 1,212.88  
 Net Debt 548.53  
 Debt Service 61.59  
 Total Tax Levy 1,550.30  
 Municipal Expenditures 988.67

PER CENT:  
 Gross Debt 2.27  
 Net Debt 1.03  
 Tax Levy Collected 96.20  
 Tax Levy Cancelled, Abated or Adjusted .27

EXPENDITURES-CURRENT YEAR		REVENUES REALIZED-CURRENT YEAR		PROPERTY TAXES-CURRENT YEAR				
<b>GENERAL GOVERNMENT</b>		<b>REVENUES REALIZED-CURRENT YEAR</b>		<b>PROPERTY TAXES-CURRENT YEAR</b>				
Governing Body & Public Boards	64,634.00	Property Taxes Collected	36,949,285.08	STATE EQUALIZED TAX RATE	1.33			
Municipal Clerk	110,400.00	Payments in Lieu of Taxes	333,514.72	Local District School Taxes	19,871,739.00			
Financial Administration	303,308.00	Delinquent Tax & Lien Collections	1,521,249.20	Regional & Consolidated School Tax				
Assessment of Taxes	110,169.00	Business Personality Replacement Taxes	832,773.64	School Taxes in Municipal Budget				
Collection of Taxes		Taxes from Public Utilities	1,384,260.33	County Taxes	6,216,045.96			
Planning, Housing & Development	32,447.00	Other Miscellaneous Tax Revenues		County Library Taxes				
Human Resources	365,086.00	State Aid Revenues	4,472,504.92	Local Municipal Purpose Taxes	12,967,299.56			
Elections		Federal Aid Revenues	5,500.00	Veteran & Senior Citizen Taxes	310,150.00			
General Administration (other)	3,117,146.00			Total Taxes for Rate Computation	39,365,234.52			
<b>JUDICIARY</b>		Sale of Acquired Property		Special District Taxes	65,000.00			
Municipal Courts	194,173.00	Other Miscellaneous Revenues	3,006,329.74	Bank Corp. Taxes				
<b>PUBLIC SAFETY</b>				Added and Omitted Taxes	69,937.89			
Fire Protection	3,397,288.00		3,006,329.74	Total Taxes Levied - ABSTRACT	39,190,022.40			
Police Protection	4,898,764.37	Prior Years Surplus Appropriated	2,250,000.00	Total Taxes Billed	38,407,578.42			
Civil Defense & Disaster Control	29,731.00	<b>REVENUES TOTAL</b>	<b>50,755,417.63</b>	<b>TAXES COLLECTED</b>	<b>36,949,285.08</b>			
Environmental Inspection & Control	196,818.00	Reserve For Uncollected Taxes	1,472,446.22	Taxes Cancelled, Abated or Adjusted	102,712.43			
Other Public Safety		<b>CAPITAL OUTLAY TOTAL</b>	<b>1,835,514.13</b>	Transfer to Tax Title Liens or Foreclosed	128,533.60			
<b>PUBLIC WORKS</b>				Ending Balance	1,227,047.31			
Streets and Drainage	366,223.29	Public Enterprises	483,876.05	<b>PRIOR YEARS TAXES OUTSTANDING</b>				
Sewers and Sewage Processing	3,335,494.00	Recreation-Culture	154,113.75	Beginning Balance	1,313,440.65			
Garbage and Trash Disposal		Public Works	817,036.57	Collected	917,099.90			
Public Buildings and Grounds		Buildings and Grounds	380,487.76	Cancelled, Abated or Adjusted	9,903.71			
Other Public Works	2,041,829.00	Library and Education		Transfers to Tax Title Liens or Foreclosed	91.80			
<b>HEALTH and WELFARE</b>		Conservation		Ending Balance	386,345.24			
Health Services Except Environmental	791,310.00	All Other		<b>TAX TITLE LIENS OUTSTANDING</b>				
Welfare-Public Assistance	3,000.00			Beginning Balance	1,063,609.53			
Hospital, Clinics, First Aid	2,000.00	<b>CAPITAL DEBT AUTHORIZED, ENDING BALANCE</b>		Transfer From Taxes	128,651.58			
Animal, Insect, & Rodent Control	21,000.00	ISSUED AND UNISSUED		Redeemed	604,149.30			
Other Welfare Services	1,200.00	SCHOOL	9,667,000	Cancelled, Abated or Adjusted				
<b>RECREATION and CONSERVATION</b>		Self-Liquidating	6,757,204	Transfers to Foreclosed Property				
Beaches and Boardwalks		Other	14,236,295	Ending Balance	588,111.81			
Parks, Playgrounds, Shade Trees		Total	30,660,500	PROPERTY ACQUIRED BY DEED OR FORECLOSURE				
Land Reclamation & Conservation	52,229.46	ISSUED AND OUTSTANDING		Beginning Balance	1,775,600.00			
Other Recreational Services	329,462.00	SCHOOL	6,442,000.00	Transfers From Taxes or Liens				
<b>EDUCATION (excluding schools)</b>		Self-Liquidating	5,185,245.44	Sale for Cash				
Libraries	645,419.00	Other	12,997,000.00	Cancelled, Abated or Adjusted				
Other Educational Services		Total	24,624,245.44	Ending Balance	1,775,600.00			
<b>STATUTORY EXPENDITURES</b>		<b>EQUALIZED VALUATION BASIS FOR NET DEBT COMPUTATION</b>	<b>1,348,956,533</b>	<b>CURRENT FINANCES ENDING BALANCE</b>				
Pensions & F. I. C. A.	1,506,800.00	<b>REAL PROPERTY VALUATIONS</b>		<b>ASSETS</b>				
Employee Fringe Benefits		Code	Class	# of Parcels	% VALN	ASSESSED VALUATION		
Other Statutory Expenditures		1	Vacant Land	385	1.37	18,537,500.00	Cash	4,722,456.77
<b>MUNICIPAL FUNCTIONS TOTAL</b>	<b>21,895,931.12</b>	2	Residential	6992	68.84	928,269,700.00	Taxes Receivable	1,613,392.55
<b>CAPITAL IMPROVEMENTS *MEMO*</b>	<b>83,000.00</b>	3	Farm				Tax Title Liens	588,111.81
<b>DEBT SERVICE</b>		4a	Commercial	433	11.16	150,454,300.00	Foreclosed Property	1,775,600.00
Principal Payments	700,000.00	4b	Industrial	93	15.68	211,490,500.00	Emergencies & Other Deferred Charges	50,292.34
Interest Payments	857,005.65	4c	Apartments	75	2.94	39,701,100.00	State and Federal Aid Receivable	221,321.53
		Total		7978		1,348,453,100.00	Other Receivables	367,896.68
<b>DEFERRED CHARGES</b>	<b>67,103.00</b>	Land Area	4.00	Sq Miles			Total	9,339,071.70
SCHOOL, COUNTY, SPECIAL DISTRICT TAXES	26,152,784.96	Net Valuation Taxable-Municipal				1,364,496,746	<b>LIABILITIES, RESERVES, AND SURPLUS</b>	
RESERVE FOR UNCOLLECTED TAXES	1,472,446.22	Net Valuation Taxable-County				1,322,920,620	Cash Liabilities	2,250,686.14
<b>EXPENDITURES TOTAL</b>	<b>51,145,270.95</b>	State Equalized Valuation				1,302,367,313	Reserves for Receivables	4,365,001.04
		State Equalization Ratio				104.83	Surplus	2,956,940.09
							Total	9,552,627.27

Includes County Health Service Taxes or County Open Space Tax. See Table 13

Population 1990 13,228  
 Population 1994 14,086  
 S & P Rating  
 Moody Rating

General Tax Rate Per \$100. 2.33  
 State Equalized Tax Rate 2.10

RAMSEY BOROUGH - BERGEN COUNTY

Form of Government:

Borough Council

Number of Members on Governing Body - 6

PER CAPITA:

Gross Debt 545.85  
 Net Debt 464.43  
 Debt Service 45.96  
 Total Tax Levy 2,333.53  
 Municipal Expenditures 985.80

PER CENT:

Gross Debt .49  
 Net Debt .42  
 Tax Levy Collected 96.74  
 Tax Levy Cancelled, Abated or Adjusted .94

EXPENDITURES-CURRENT YEAR		REVENUES REALIZED-CURRENT YEAR		PROPERTY TAXES-CURRENT YEAR	
<b>GENERAL GOVERNMENT</b>				<b>STATE EQUALIZED TAX RATE</b>	
Governing Body & Public Boarde				Local District School Taxes 1.25 19,311,281.94	
Municipal Clerk				Regional & Consolidated School Tax	
Financial Administration				School Taxes in Municipal Budget	
Assessment of Taxes 112,000.00		Property Taxes Collected 31,867,077.34		County Taxes .28 * 4,380,209.24	
Collection of Taxes 155,100.00		Delinquent Tax & Lien Collections 1,042,233.92		County Library Taxes	
Planning, Housing & Development 53,000.00		Business Personalty Replacement Taxes 232,051.52		Local Municipal Purpose Taxes .57 8,820,157.77	
Humen Resources 167,488.00		Taxes from Public Utilities 1,056,985.00		Veteran & Senior Citizen Taxes 64,150.00	
Elections		Other Miscellaneous Tax Revenues		Total Taxes for Rate Computation 2.10 32,575,798.95	
General Administration (other) 1,712,605.81		State Aid Revenues 715,142.21		Special District Taxes	
<b>JUDICIARY</b>		Federal Aid Revenues		Bank Corp. Taxes	
Municipal Courts 171,306.14		Sale of Acquired Property		Added and Omitted Taxes 358,388.65	
<b>PUBLIC SAFETY</b>		Other Miscellaneous Revenues 1,293,511.75		Total Taxes Levied - ABSTRACT 32,870,037.60	
Fire Protection 189,500.80		Prior Years Surplus Appropriated 1,700,000.00		Total Taxes Billed 32,942,561.15	
Police Protection 2,378,673.36		<b>REVENUES TOTAL 37,907,001.74</b>		<b>TAXES COLLECTED 31,867,077.34</b>	
Civil Defense & Disaster Control 19,500.00		Reserve For Uncollected Taxes 1,921,209.47		Taxes Cancelled, Abated or Adjusted 309,363.39	
Environmental Inspection & Control 123,000.00		<b>CAPITAL OUTLAY TOTAL 1,634,793.84</b>		Transfer to Tax Title Liens or Foreclosed 2,048.07	
Other Public Safety		Public Enterprises 106,023.60		Ending Balance 764,072.35	
<b>PUBLIC WORKS</b>		Recreation-Culture		<b>PRIOR YEARS TAXES OUTSTANDING</b>	
Streets and Drainage 1,110,910.30		Public Works 1,009,020.50		Beginning Balance 1,077,269.40	
Sewers and Sewage Processing 636,500.00		Buildings and Grounds 505,619.74		Collected 1,008,849.24	
Gerbage and Trash Disposal 1,402,000.00		Library and Education 14,130.00		Cancelled, Abated or Adjusted 47,540.78	
Public Buildings and Grounds 110,000.00		Conservation		Transfers to Tax Title Liens or Foreclosed	
Other Public Works 60,000.00		All Other		Ending Balance 20,879.38	
<b>HEALTH and WELFARE</b>		<b>CAPITAL DEBT AUTHORIZED, ENDING BALANCE</b>		<b>TAX TITLE LIENS OUTSTANDING</b>	
Health Services Except Environmental 137,832.92		ISSUED AND UNISSUED GROSS DEBT NET DEBT		Beginning Balance 66,072.57	
Welfare-Public Assistance 3,000.00		School		Transfer From Taxes 2,048.07	
Hospital, Clinics, First Aid 13,000.00		Self-Liquidating 1,146,792		Redeemed 33,384.68	
Animal, Insect, & Rodent Control		Other 6,542,019		Cancelled, Abated or Adjusted 6,170.00	
Other Welfare Services		Total 7,688,811		Transfers to Foreclosed Property	
<b>RECREATION and CONSERVATION</b>		ISSUED AND OUTSTANDING		Ending Balance 28,565.96	
Beeches and Boardwalks 54,000.00		School		<b>PROPERTY ACQUIRED BY DEED OR FORECLOSURE</b>	
Parks, Playgrounds, Shede Trees 132,884.78		Self-Liquidating 760,621.16		Beginning Balance 28,100.00	
Other Recreational Services 69,350.00		Other 4,367,000.00		Transfers From Taxes or Liens	
<b>EDUCATION (excluding schools)</b>		Total 5,127,621.16		Sale for Cash	
Libraries 521,997.45		<b>EQUALIZED VALUATION BASIS FOR NET DEBT COMPUTATION 1,553,426,200</b>		Cancelled, Abated or Adjusted	
Other Educational Services		<b>REAL PROPERTY VALUATIONS</b>		Ending Balance 28,100.00	
<b>STATUTORY EXPENDITURES</b>		Code Class # of Parcels % VAL'N ASSESSED VALUATION		<b>CURRENT FINANCES ENDING BALANCE</b>	
Pensions & F. I. C. A. 696,584.89		1 Vacant Land 276 2.07 28,655,600.00		<b>ASSETS</b>	
Employee Fringe Benefits 930,000.00		2 Residential 4794 73.42 1,015,803,000.00		Cash 6,009,403.62	
Other Statutory Expenditures 100.00		3 Fern 7 .04 521,100.00		Taxes Receivable 784,951.73	
<b>MUNICIPAL FUNCTIONS TOTAL 10,960,334.45</b>		4e Commercial 210 17.65 244,251,600.00		Tex Title Liens 28,565.96	
<b>CAPITAL IMPROVEMENTS *MEMO* 446,000.00</b>		4b Industrial 26 6.04 83,563,700.00		Foreclosed Property 28,100.00	
<b>DEBT SERVICE</b>		4c Apartments 5 .78 10,733,800.00		Emergencies & Other Deferred Chargee	
Principal Payments 380,000.00		Total 5318 1,383,528,800.00		State and Federal Aid Receivable	
Interest Payments 267,372.00		Land Area 5.90 Sq. Miles		Other Receivables 16,003.53	
<b>DEFERRED CHARGES 357,115.90</b>		Net Valuation Taxable-Municipal 1,398,462,339		Total 6,867,024.84	
<b>SCHOOL, COUNTY, SPECIAL DISTRICT TAXES 23,691,491.18</b>		Net Valuation Taxable-County 1,557,108,899		<b>LIABILITIES, RESERVES, AND SURPLUS</b>	
<b>RESERVE FOR UNCOLLECTED TAXES 1,921,209.47</b>		State Equalized Valuation 1,548,099,319		Cash Liabilities 3,437,066.93	
<b>EXPENDITURES TOTAL 37,577,523.00</b>		State Equalization Ratio 90.24		Reserves for Receivables 857,621.22	
				Surplus 2,572,336.69	
				Total 6,867,024.84	

\*Includes County Health Service Taxes or County Open Space Tax. See Table 13.

1432

Population 1990 19,974  
 Population 1994 21,391  
 S & P Rating AA-  
 Moody Rating A1

General Tax Rate Per \$100. 4.41  
 State Equalized Tax Rate 2.23

**RANDOLPH TOWNSHIP - MORRIS COUNTY**  
 Form of Government:  
**Council-Manager Plan E (OMCL 50)**  
 Number of Members on Governing Body - 7

PER CAPITA:  
 Gross Debt 1,977.12  
 Net Debt 693.02  
 Debt Service 113.29  
 Total Tax Levy 1,877.15  
 Municipal Expenditures 915.89

PER CENT:  
 Gross Debt 2.51  
 Net Debt .88  
 Tax Levy Collected 97.51  
 Tax Levy Cancelled, Abated or Adjusted .56

EXPENDITURES-CURRENT YEAR		REVENUES REALIZED-CURRENT YEAR			PROPERTY TAXES-CURRENT YEAR	
<b>GENERAL GOVERNMENT</b>		<b>REVENUES REALIZED-CURRENT YEAR</b>			<b>PROPERTY TAXES-CURRENT YEAR</b>	
Governing Body & Public Boards		Property Taxes Collected		STATE EQUALIZED TAX RATE		
Municipal Clerk		Payments in Lieu of Taxes		Local District School Taxes	1.47	25,993,796.00
Financial Administration	275,706.00	Delinquent Tax & Lien Collections	1,072,749.27	Regional & Consolidated School Tax		
Assessment of Taxes	120,730.00	Business Personality Replacement Taxes	197,440.44	School Taxes in Municipal Budget		
Collection of Taxes	3,900.00	Taxes from Public Utilities	1,328,365.00	County Taxes	.30 *	5,304,191.23
Planning, Housing & Development	301,027.00	Other Miscellaneous Tax Revenues		County Library Taxes		
Human Resources	137,723.00	State Aid Revenues	1,134,839.60	Local Municipal Purpose Taxes	.46	8,080,406.00
Elections	8,500.00	Federal Aid Revenues		Veteran & Senior Citizen Taxes		63,250.00
General Administration (other)	1,340,899.00			Total Taxes for Rate Computation	2.23	39,441,643.23
<b>JUDICIARY</b>		Sele of Acquired Property		Special District Taxes		
Municipal Courts	214,273.18	Other Miscellaneous Revenues	7,497,263.16	Bank Corp. Taxes		
<b>PUBLIC SAFETY</b>		Total	50,445,687.60	Added and Omitted Taxes		775,664.92
Fire Protection	238,763.00	Prior Years Surplus Appropriated	1,205,000.00	Total Taxes Levied - ABSTRACT		40,154,058.15
Police Protection	2,835,687.75	<b>REVENUES TOTAL</b>	51,650,687.60	Total Taxes Billed		40,214,432.97
Civil Defense & Disaster Control	950.00	Reserve For Uncollected Taxes	1,461,360.85	<b>TAXES COLLECTED</b>		39,215,030.13
Environmental Inspection & Control	226,488.00			Taxes Cancelled, Abated or Adjusted		224,578.16
Other Public Safety		<b>CAPITAL OUTLAY TOTAL</b>	536,342.10	Transfer to Tax Title Liens or Foreclosed Ending Balance		44,765.54
<b>PUBLIC WORKS</b>				<b>PRIOR YEARS TAXES OUTSTANDING</b>		730,059.16
Streets and Drainage	1,331,329.84	Public Enterprises		Beginning Balance		1,059,375.46
Sewers and Sewage Processing		Recreation-Culture	493.19	Collected		965,314.08
Garbage and Trash Disposal	1,383,233.00	Public Works	78,032.80	Cancelled, Abated or Adjusted		62,110.49
Public Buildings and Grounds	378,504.00	Buildings and Grounds	457,816.11	Transfers to Tax Title Liens or Foreclosed Ending Balance		31,950.89
Other Public Works	950,494.00	Library and Education		<b>TAX TITLE LIENS OUTSTANDING</b>		
<b>HEALTH and WELFARE</b>		Conservation		Beginning Balance		296,362.66
Health Services Except Environmental	2,323,562.00	All Other		Transfer From Taxes		44,765.54
Welfare-Public Assistance	29,989.00			Redeemed		107,435.19
Hospital, Clinics, First Aid		<b>CAPITAL DEBT AUTHORIZED, ENDING BALANCE</b>		Cancelled, Abated or Adjusted		9,800.27
Animal, Insect, & Rodent Control	44,024.00	<b>ISSUED AND UNISSUED</b>		Transfers to Foreclosed Property		
Other Welfare Services		School	11,960,000	Ending Balance		223,892.74
<b>RECREATION and CONSERVATION</b>		Self-Liquidating		<b>PROPERTY ACQUIRED BY DEED OR FORECLOSURE</b>		
Beeches and Boardwalks		Other	30,332,539	Beginning Balance		31,300.00
Perks, Playgrounds, Shade Trees	244,350.00	Total	42,292,539	Transfers From Taxes or Liens		
Land Reclamation & Conservation	232,854.54	<b>ISSUED AND OUTSTANDING</b>		Sale for Cash		
Other Recreational Services	720,019.00	School	10,960,000.00	Cancelled, Abated or Adjusted		
<b>EDUCATION (excluding schools)</b>		Self-Liquidating		Ending Balance		31,300.00
Libraries	552,195.00	Other	27,726,303.73	<b>CURRENT FINANCES ENDING BALANCE</b>		
Other Educational Services	3,925.00	Total	38,686,303.73	<b>ASSETS</b>		
<b>STATUTORY EXPENDITURES</b>		<b>EQUALIZED VALUATION BASIS FOR NET DEBT COMPUTATION</b>	1,686,151,548	Cash		4,546,807.17
Pensions & F. I. C. A.	787,161.00	<b>REAL PROPERTY VALUATIONS</b>		Taxes Receivable		762,010.03
Employee Fringe Benefits	994,087.00	Code	Class	# of Parcels	% VALN	ASSESSED VALUATION
Other Statutory Expenditures		1	Vacant Land	775	4.81	42,719,450.00
<b>MUNICIPAL FUNCTIONS TOTAL</b>	15,680,374.31	2	Residential	5777	79.27	703,733,200.00
<b>CAPITAL IMPROVEMENTS *MEMO*</b>	131,000.00	3	Farm	86	.28	2,444,229.00
<b>DEBT SERVICE</b>		4a	Commercial	204	7.68	68,202,700.00
Principal Payments	1,558,004.47	4b	Industrial	31	4.24	37,623,600.00
Interest Payments	865,419.39	4c	Apartments	6	3.73	33,079,700.00
		Total		6879		887,802,879.00
<b>DEFERRED CHARGES</b>	26,720.00	Land Area	20.88	Sq. Miles		
SCHOOL, COUNTY, SPECIAL DISTRICT TAXES	31,297,987.23	Net Valuation Taxable-Municipal				892,269,820
RESERVE FOR UNCOLLECTED TAXES	1,461,360.85	Net Valuation Taxable-County				1,703,274,462
<b>EXPENDITURES TOTAL</b>	50,889,866.25	State Equalized Valuation				1,763,188,968
		State Equalization Ratio				50.48

\*Includes County Health Service Taxes or County Open Space Tax. See Table 13.

1816

Population 1990 5,798  
 Population 1994 5,940  
 S & P Rating  
 Moody Rating A

General Tax Rate Per \$100. 2.28  
 State Equalized Tax Rate 2.25

RARITAN BOROUGH - SOMERSET COUNTY

Form of Government:  
 Borough Council

Number of Members on Governing Body - 6

PER CAPITA: Gross Debt 1,024.21 PER CENT: Gross Debt 1.17  
 Net Debt 547.89 Net Debt .63  
 Debt Service 82.25 Tax Levy Collected 98.30  
 Total Tax Levy 1,979.28 Tax Levy Cancelled, Abated or Adjusted .23  
 Municipal Expenditures 928.62

EXPENDITURES-CURRENT YEAR		REVENUES REALIZED-CURRENT YEAR		PROPERTY TAXES-CURRENT YEAR	
<b>GENERAL GOVERNMENT</b>		<b>REVENUES REALIZED-CURRENT YEAR</b>		<b>PROPERTY TAXES-CURRENT YEAR</b>	
Governing Body & Public Boards		Property Taxes Collected	11,591,161.35	STATE EQUALIZED TAX RATE	
Municipal Clerk		Payments in Lieu of Taxes		Local District School Taxes	
Financial Administration	96,090.00	Delinquent Tax & Lien Collections	463,360.10	Regional & Consolidated School Tax	1.21 6,298,894.36
Assessment of Taxes	27,500.00	Business Personalty Replacement Taxes	248,033.60	School Taxes in Municipal Budget	
Collection of Taxes	25,010.00	Taxes from Public Utilities	414,999.00	County Taxes	.44 * 2,265,216.21
Planning, Housing & Development	12,085.00	Other Miscellaneous Tax Revenues		County Library Taxes	
Human Resources	68,807.00	State Aid Revenues	335,471.78	Local Municipal Purpose Taxes	.61 3,168,132.66
Elections	2,450.00	Federal Aid Revenues		Veteran & Senior Citizen Taxes	98,350.00
General Administration (other)	484,200.00			Total Taxes for Rate Computation	2.26 11,830,593.23
<b>JUDICIARY</b>		Sale of Acquired Property		Special District Taxes	
Municipal Courts	60,700.00	Other Miscellaneous Revenues	1,191,663.36	Bank Corp. Taxes	
<b>PUBLIC SAFETY</b>		Total	14,244,689.19	Added and Omitted Taxes	24,703.76
Fire Protection	124,801.10	Prior Years Surplus Appropriated	280,000.00	Total Taxes Levied - ABSTRACT	11,756,946.99
Police Protection	1,073,252.89	REVENUES TOTAL	14,524,689.19	Total Taxes Billed	11,791,799.45
Civil Defense & Disaster Control	500.00	Reserve For Uncollected Taxes	316,000.00	TAXES COLLECTED	11,591,161.35
Environmental Inspection & Control	44,400.00			Taxes Cancelled, Abated or Adjusted	27,705.95
Other Public Safety		<b>CAPITAL OUTLAY TOTAL</b>	<b>669,521.28</b>	Transfer to Tax Title Liens or Foreclosed	2,649.53
<b>PUBLIC WORKS</b>				Ending Balance	170,282.62
Streets and Drainage	292,737.70	Public Enterprises		<b>PRIOR YEARS TAXES OUTSTANDING</b>	
Sewers and Sewage Processing	758,000.00	Recreation-Culture	3,400.00	Beginning Balance	736,485.40
Garbage and Trash Disposal	676,500.00	Public Works	60,791.00	Collected	722,935.42
Public Buildings and Grounds	59,800.00	Buildings and Grounds	605,330.28	Cancelled, Abated or Adjusted	10,889.71
Other Public Works	21,000.00	Library and Education		Transfers to Tax Title Liens or Foreclosed	
<b>HEALTH and WELFARE</b>		Conservation		Ending Balance	2,660.27
Health Services Except Environmental	49,610.00	All Other		<b>TAX TITLE LIENS OUTSTANDING</b>	
Welfare-Public Assistance	6,160.00			Beginning Balance	17,586.75
Hospital, Clinics, First Aid		<b>CAPITAL DEBT AUTHORIZED, ENDING BALANCE</b>		Transfer From Taxes	2,649.53
Animal, Insect, & Rodent Control	3,700.00	ISSUED AND UNISSUED		Redeemed	5,424.68
Other Welfare Services		School	2,790,643	Cancelled, Abated or Adjusted	
<b>RECREATION and CONSERVATION</b>		Self-Liquidating		Transfers to Foreclosed Property	
Beeches and Boardwalks		Other	3,293,160	Ending Balance	14,811.60
Perks, Playgrounds, Shade Trees	50,290.00	Total	6,083,804	<b>PROPERTY ACQUIRED BY DEED OR FORECLOSURE</b>	
Land Reclamation & Conservation	2,480.08	ISSUED AND OUTSTANDING		Beginning Balance	3,585.00
Other Recreational Services	12,000.00	School	2,790,643.98	Transfers From Taxes or Liens	
<b>EDUCATION (excluding schools)</b>		Self-Liquidating		Sale for Cash	
Libraries		Other	3,027,051.24	Cancelled, Abated or Adjusted	
Other Educational Services	172,750.00	Total	5,817,695.22	Ending Balance	3,585.00
<b>STATUTORY EXPENDITURES</b>		<b>EQUALIZED VALUATION BASIS</b>		<b>CURRENT FINANCES ENDING BALANCE</b>	
Pensions & F. I. C. A.	231,600.00	FOR NET DEBT COMPUTATION	520,201,883	<b>ASSETS</b>	
Employee Fringe Benefits	329,900.00	<b>REAL PROPERTY VALUATIONS</b>		Cash	1,478,962.39
Other Statutory Expenditures		Code Class # of Parcels % VAL'N		Taxes Receivable	172,942.89
<b>MUNICIPAL FUNCTIONS</b>		1 Vacant Land 85 1.07	5,492,375.00	Tax Title Liens	14,811.60
<b>CAPITAL IMPROVEMENTS</b>		2 Residential 1681 51.26	262,218,655.00	Foreclosed Property	3,585.00
<b>DEBT SERVICE</b>		3 Farm 1 .12	610,200.00	Emergencies & Other Deferred Charges	25,000.00
Principal Payments	372,055.40	4a Commercial 173 18.15	92,849,195.00	State and Federal Aid Receivable	30,932.19
Interest Payments	116,504.21	4b Industrial 14 29.32	149,971,150.00	Other Receivables	56,319.54
<b>DEFERRED CHARGES</b>		4c Apartments 1 .07	364,700.00	Total	1,782,553.61
SCHOOL, COUNTY, SPECIAL DISTRICT TAXES	25,099.50	Total	511,506,275.00	<b>LIABILITIES, RESERVES, AND SURPLUS</b>	
RESERVE FOR UNCOLLECTED TAXES	8,564,110.57	Land Area 2.00 Sq Miles		Cash Liabilities	687,777.10
<b>EXPENDITURES</b>		Net Valuation Taxable-Municipal	513,846,972	Reserves for Receivables	247,659.03
TOTAL	14,080,093.45	Net Valuation Taxable-County	533,185,715	Surplus	847,117.48
		State Equalized Valuation	520,840,300	Total	1,782,553.61
		State Equalization Ratio	98.68		

\*Includes County Health Service Taxes or County Open Space Tax. See Table 13.

1021

Population 1990 15,616  
 Population 1994 16,952  
 S & P Rating  
 Moody Rating A

General Tax Rate Per \$100. 2.09  
 State Equalized Tax Rate 2.02

RARITAN TOWNSHIP - HUNTERDON CO.

Form of Government:  
 Township Committee

Number of Members on Governing Body - 5

PER CAPITA:  
 Gross Debt 2,211.22  
 Net Debt 443.04  
 Debt Service 63.57  
 Total Tax Levy 1,805.64  
 Municipal Expenditures 634.31

PER CENT:  
 Gross Debt 2.59  
 Net Debt .52  
 Tax Levy Collected 97.03  
 Tax Levy Cancelled, Abated or Adjusted .27

EXPENDITURES-CURRENT YEAR		REVENUES REALIZED-CURRENT YEAR		PROPERTY TAXES-CURRENT YEAR	
<b>GENERAL GOVERNMENT</b>		<b>REVENUES REALIZED-CURRENT YEAR</b>		<b>PROPERTY TAXES-CURRENT YEAR</b>	
Governing Body & Public Boards	32,825.00	Property Taxes Collected	29,789,863.79	STATE EQUALIZED TAX RATE	
Municipal Clerk	97,026.00	Payments in Lieu of Taxes		Local District School Taxes	1.05
Financial Administration	129,205.00	Delinquent Tax & Lien Collections	909,871.07	Regional & Consolidated School Tax	.37
Assessment of Taxes	102,026.00	Business Personality Replacement Taxes	318,030.64	School Taxes in Municipal Budget	
Collection of Taxes	54,430.00	Taxes from Public Utilities	1,792,452.00	County Taxes	.32
Planning, Housing & Development	181,744.00	Other Miscellaneous Tax Revenues		County Library Taxes	.03
Human Resources	82,603.00	State Aid Revenues	625,620.39	Local Municipal Purpose Taxes	.25
Elections	5,533.31	Federal Aid Revenues		Veteran & Senior Citizen Taxes	
General Administration (other)	626,109.00			Total Taxes for Rate Computation	2.02
<b>JUDICIARY</b>		Other Acquired Property		Special District Taxes	
Municipal Courts	162,120.00	State of Acquired Property		Bank Corp. Taxes	
<b>PUBLIC SAFETY</b>		Other Miscellaneous Revenues	1,254,582.90	Added and Omitted Taxes	
Fire Protection	268,944.00	Total	34,690,420.79	Total Taxes Levied - ABSTRACT	30,609,237.58
Police Protection	1,935,775.50	Prior Years Surplus Appropriated	2,710,000.00	Total Taxes Billed	30,703,236.30
Civil Defense & Disaster Control	25,630.00	<b>REVENUES TOTAL</b>	<b>37,400,420.79</b>	<b>TAXES COLLECTED</b>	<b>29,789,863.79</b>
Environmental Inspection & Control	300,127.00	Reserve For Uncollected Taxes	1,592,638.53	Taxes Cancelled, Abated or Adjusted	83,101.06
Other Public Safety		<b>CAPITAL OUTLAY TOTAL</b>	<b>1,036,756.71</b>	Transfer to Tax Title Liens or Foreclosed	46,420.99
<b>PUBLIC WORKS</b>				Ending Balance	783,868.46
Streets and Drainage	1,782,886.90	Public Enterprises		<b>PRIOR YEARS TAXES OUTSTANDING</b>	
Sewers and Sewage Processing		Recreation-Culture	216,042.47	Beginning Balance	974,380.40
Garbage and Trash Disposal		Public Works	767,864.47	Collected	817,399.08
Public Buildings and Grounds	674,652.00	Buildings and Grounds	52,849.77	Cancelled, Abated or Adjusted	69,909.16
Other Public Works	398,237.00	Library and Education		Transfers to Tax Title Liens or Foreclosed	1,579.94
<b>HEALTH and WELFARE</b>		Conservation		Ending Balance	85,492.22
Health Services Except Environmental	47,276.00	All Other		<b>TAX TITLE LIENS OUTSTANDING</b>	
Welfare-Public Assistance	27,895.00			Beginning Balance	278,803.62
Hospital, Clinics, First Aid		<b>CAPITAL DEBT AUTHORIZED, ENDING BALANCE</b>		Transfer From Taxes	48,000.93
Animal, Insect, & Rodent Control	4,300.00	<b>ISSUED AND UNISSUED</b>		Redeemed	92,472.01
Other Welfare Services		School	29,974,273	Cancelled, Abated or Adjusted	274.61
<b>RECREATION and CONSERVATION</b>		Self-Liquidating		Transfers to Foreclosed Property	
Beaches and Boardwalks		Other	7,510,400	Ending Balance	234,057.93
Parks, Playgrounds, Shade Trees	31,500.00	Total	37,484,673	<b>PROPERTY ACQUIRED BY DEED OR FORECLOSURE</b>	
Land Reclamation & Conservation	5,360.00	<b>ISSUED AND OUTSTANDING</b>		Beginning Balance	
Other Recreational Services	31,459.00	School	23,011,569.13	Transfers From Taxes or Liens	
<b>EDUCATION (excluding schools)</b>		Self-Liquidating		Sale for Cash	
Libraries		Other	6,669,000.00	Cancelled, Abated or Adjusted	
Other Educational Services	1,250.00	Total	29,680,569.13	Ending Balance	
<b>STATUTORY EXPENDITURES</b>		<b>EQUALIZED VALUATION BASIS FOR NET DEBT COMPUTATION</b>		<b>CURRENT FINANCES ENDING BALANCE</b>	
Pensions & F. I. C. A.	478,443.00	<b>REAL PROPERTY VALUATIONS</b>		ASSETS	
Employee Fringe Benefits	588,880.00	Code Class # of Parcels % VAL'N	ASSESSED VALUATION	Cash	5,146,097.11
Other Statutory Expenditures	6,257.00	1 Vacant Land 478 2.85	40,996,600.00	Taxes Receivable	869,340.68
<b>MUNICIPAL FUNCTIONS TOTAL</b>	<b>8,082,493.71</b>	2 Residential 5651 75.67	1,088,330,300.00	Tax Title Liens	234,057.93
<b>CAPITAL IMPROVEMENTS *MEMO*</b>	<b>41,720.00</b>	3 Farm 575 3.45	69,580,600.00	Foreclosed Property	
<b>DEBT SERVICE</b>		4e Commercial 208 11.94	171,731,900.00	Emergencies & Other Deferred Charges	
Principal Payments	570,000.00	4b Industrial 25 5.95	85,566,500.00	State and Federal Aid Receivable	12,814.54
Interest Payments	507,608.00	4c Apartments 2 .15	2,112,000.00	Other Receivables	6,904.79
<b>DEFERRED CHARGES</b>		Total 6939	1,438,317,900.00	Total	6,269,215.05
SCHOOL, COUNTY, SPECIAL DISTRICT TAXES	26,410,698.07	Land Area 38.60 Sq Miles		<b>LIABILITIES, RESERVES, AND SURPLUS</b>	
RESERVE FOR UNCOLLECTED TAXES	1,592,638.53	Net Valuation Taxable-Municipal	1,443,270,748	Cash Liabilities	1,315,869.38
<b>EXPENDITURES TOTAL</b>	<b>37,163,438.31</b>	Net Valuation Taxable-County	1,508,496,034	Reserves for Receivables	1,112,703.40
		State Equalized Valuation	1,490,818,447	Surplus	3,840,642.27
		State Equalization Ratio	96.80	Total	6,269,215.05

\*Includes County Health Service Taxes or County Open Space Tax. See Table 13.

Population 1990 13,600  
 Population 1994 14,479  
 S & P Rating AA-  
 Moody Rating

General Tax Rate Per \$100. 1.86  
 State Equalized Tax Rate 1.81

READINGTON TWP. - HUNTERDON CO.

Form of Government:

Township Committee

Number of Members on Governing Body - 5

PER CAPITA:

Gross Debt 845.43  
 Net Debt 633.88  
 Debt Service 58.83  
 Total Tax Levy 1,881.85  
 Municipal Expenditures 581.13

PER CENT:

Gross Debt .86  
 Net Debt .65  
 Tax Levy Collected 95.18  
 Tax Levy Cancelled, Abated or Adjusted .18

EXPENDITURES-CURRENT YEAR		REVENUES REALIZED-CURRENT YEAR		PROPERTY TAXES-CURRENT YEAR	
<b>GENERAL GOVERNMENT</b>		<b>REVENUES REALIZED-CURRENT YEAR</b>		<b>PROPERTY TAXES-CURRENT YEAR</b>	
Governing Body & Public Boards		Property Taxes Collected	26,065,431.36	STATE EQUALIZED TAX RATE	1.81
Municipal Clerk		Payments in Lieu of Taxes		Local District School Taxes	.71
Financial Administration	55,100.00	Delinquent Tax & Lien Collections	1,088,206.82	Regional & Consolidated School Tax	.44
Assessment of Taxes	87,050.00	Business Personalty Replacement Taxes	109,669.70	School Taxes in Municipal Budget	
Collection of Taxes	92,100.00	Taxes from Public Utilities	1,131,927.00	County Taxes	.34 *
Planning, Housing & Development	95,200.00	Other Miscellaneous Tax Revenues		County Library Taxes	.03
Human Resources	22,751.00	State Aid Revenues	489,849.35	Local Municipal Purpose Taxes	.28
Elections	4,500.00	Federal Aid Revenues		Veteran & Senior Citizen Taxes	
General Administration (other)	1,116,200.00			Total Taxes for Rate Computation	1.80
<b>JUDICIARY</b>		Sale of Acquired Property		Special District Taxes	
Municipal Courts	97,300.00	Other Miscellaneous Revenues		Bank Corp. Taxes	
<b>PUBLIC SAFETY</b>		Total	30,020,424.53	Added and Omitted Taxes	508,467.60
Fire Protection	231,997.60	Prior Years Surplus Appropriated	1,126,829.30	Total Taxes Levied - ABSTRACT	27,247,343.67
Police Protection	1,194,250.00	<b>REVENUES TOTAL</b>	<b>31,147,253.83</b>	Total Taxes Billed	27,384,068.92
Civil Defense & Disaster Control	2,000.00	Reserve For Uncollected Taxes	1,239,760.00	<b>TAXES COLLECTED</b>	<b>26,065,431.36</b>
Environmental Inspection & Control	439,300.00			Taxes Cancelled, Abated or Adjusted	48,274.06
Other Public Safety		<b>CAPITAL OUTLAY TOTAL</b>	<b>1,203,259.86</b>	Transfer to Tax Title Liens or Foreclosed	92,966.52
<b>PUBLIC WORKS</b>				Ending Balance	1,177,396.98
Streets and Drainage	1,159,602.68	Public Enterprises		<b>PRIOR YEARS TAXES OUTSTANDING</b>	
Sewers and Sewage Processing		Recreation-Culture	1,176.00	Beginning Balance	899,946.21
Garbage and Trash Disposal		Public Works	16,814.82	Collected	887,160.95
Public Buildings and Grounds	145,700.00	Buildings and Grounds	1,185,269.04	Cancelled, Abated or Adjusted	12,785.26
Other Public Works		Library and Education		Transfers to Tax Title Liens or Foreclosed	
<b>HEALTH and WELFARE</b>		Conservation		Ending Balance	
Health Services Except Environmental	36,150.00	All Other		<b>TAX TITLE LIENS OUTSTANDING</b>	
Welfare-Public Assistance	41,200.00			Beginning Balance	529,857.29
Hospital, Clinics, First Aid	4,000.00	<b>CAPITAL DEBT AUTHORIZED, ENDING BALANCE</b>		Transfer From Taxes	92,966.52
Animal, Insect, & Rodent Control		<b>ISSUED AND UNISSUED</b>		Redeemed	201,045.87
Other Welfare Services		<b>SCHOOL</b>	<b>3,063,000</b>	Cancelled, Abated or Adjusted	
<b>RECREATION and CONSERVATION</b>		Self-Liquidating		Transfers to Foreclosed Property	
Beeches and Boardwalks		Other	9,177,913	Ending Balance	421,777.93
Perks, Playgrounds, Shade Trees	100,800.00	Total	12,240,913	<b>PROPERTY ACQUIRED BY DEED OR FORECLOSURE</b>	
Land Reclamation & Conservation	535,000.00	<b>ISSUED AND OUTSTANDING</b>		Beginning Balance	22,650.00
Other Recreational Services	9,000.00	School		Transfers From Taxes or Liens	
<b>EDUCATION (excluding schools)</b>		Self-Liquidating		Sale for Cash	
Libraries	61,600.00	Other	6,676,013.43	Cancelled, Abated or Adjusted	
Other Educational Services	4,000.00	Total	9,739,013.43	Ending Balance	22,650.00
<b>STATUTORY EXPENDITURES</b>		<b>EQUALIZED VALUATION BASIS FOR NET DEBT COMPUTATION</b>	<b>1,617,999,028</b>	<b>CURRENT FINANCES ENDING BALANCE</b>	
Pensions & F. I. C. A.	288,800.00	<b>REAL PROPERTY VALUATIONS</b>		<b>ASSETS</b>	
Employee Fringe Benefits	492,800.00	Code Class # of Parcels % VAL'N		Cash	5,127,166.09
Other Statutory Expenditures		1 Vacant Land 411 3.78	56,423,900.00	Taxes Receivable	1,177,396.98
<b>MUNICIPAL FUNCTIONS</b>	<b>TOTAL</b>	2 Residential 4280 62.47	899,496,200.00	Tax Title Liens	421,777.93
<b>CAPITAL IMPROVEMENTS</b>	<b>*MEMO*</b>	3 Farm 837 5.42	78,123,542.00	Foreclosed Property	22,650.00
<b>DEBT SERVICE</b>		4e Commercial 234 27.03	389,185,000.00	Emergencies & Other Deterred Charges	
Principal Payments	838,793.38	4b Industrial 10 1.22	17,518,900.00	State and Federal Aid Receivable	2,635.10
Interest Payments	12,961.47	4c Apartments 2 .08	1,143,800.00	Other Receivables	238,998.77
<b>DEFERRED CHARGES</b>	<b>6,279.95</b>	Total 5774	1,439,891,342.00	Total	7,010,624.87
<b>SCHOOL, COUNTY, SPECIAL DISTRICT TAXES</b>	<b>22,577,876.07</b>	Land Area 47.65 Sq. Miles		<b>LIABILITIES, RESERVES, AND SURPLUS</b>	
<b>RESERVE FOR UNCOLLECTED TAXES</b>	<b>1,239,760.00</b>	Net Valuation Taxable-Municipal	1,444,924,800	Cash Liabilities	2,183,673.77
<b>EXPENDITURES TOTAL</b>	<b>30,992,072.15</b>	Net Valuation Taxable-County	1,569,248,276	Reserves for Receivables	1,880,823.68
		State Equalized Valuation	1,485,793,785	Surplus	2,946,127.42
		State Equalization Ratio	97.24	Total	7,010,624.87

1340

Population 1990 10,636  
 Population 1994 10,774  
 S & P Rating  
 Moody Rating AAA

General Tax Rate Per \$100. 2.90  
 State Equalized Tax Rate 2.67

**RED BANK BOROUGH - MONMOUTH CO.**  
 Form of Government:  
**Borough Council**  
 Number of Members on Governing Body - 6

PER CAPITA:  
 Gross Debt 1,710.71  
 Net Debt 771.64  
 Debt Service 83.53  
 Total Tax Levy 1,832.81  
 Municipal Expenditures 1,091.51

PER CENT:  
 Gross Debt 2.60  
 Net Debt 1.17  
 Tax Levy Collected 91.77  
 Tax Levy Cancelled, Abated or Adjusted 1.26

EXPENDITURES-CURRENT YEAR		REVENUES REALIZED-CURRENT YEAR		PROPERTY TAXES-CURRENT YEAR	
<b>GENERAL GOVERNMENT</b>		<b>REVENUES REALIZED-CURRENT YEAR</b>		<b>PROPERTY TAXES-CURRENT YEAR</b>	
Governing Body & Public Boards		Property Taxes Collected	18,121,537.53	STATE EQUALIZED TAX RATE	
Municipal Clerk		Payments in Lieu of Taxes	106,000.00	Local District School Taxes	.95 6,893,449.00
Financial Administration	321,533.69	Delinquent Tax & Lien Collections	1,612,630.13	Regional & Consolidated School Tax	.55 3,983,112.73
Assessment of Taxes	58,590.00	Business Personalty Replacement Taxes	327,193.32	School Taxes in Municipal Budget	
Collection of Taxes	27,780.00	Taxes from Public Utilities	1,799,467.00	County Taxes	.47 * 3,374,314.48
Planning, Housing & Development	162,000.00	Other Miscellaneous Tax Revenues	46,046.76	County Library Taxes	
Human Resources	226,361.00	State Aid Revenues	970,537.70	Local Municipal Purpose Taxes	.71 5,150,935.29
Elections	2,310.00	Federal Aid Revenues	26,739.00	Veteran & Senior Citizen Taxes	81,600.00
General Administration (other)	1,277,320.00			Total Taxes for Rate Computation	2.68 19,483,411.50
<b>JUDICIARY</b>		Sale of Acquired Property		Special District Taxes	236,140.00
Municipal Courts	141,500.00	Other Miscellaneous Revenues	1,461,321.79	Bank Corp. Taxes	
<b>PUBLIC SAFETY</b>		Total	24,471,473.23	Added and Omitted Taxes	108,781.36
Fire Protection	164,777.00	Prior Years Surplus Appropriated	828,858.95	Total Taxes Levied - ABSTRACT	19,746,732.86
Police Protection	2,552,363.00	<b>REVENUES TOTAL</b>	<b>25,300,332.18</b>	Total Taxes Billed	19,747,695.59
Civil Defense & Disaster Control	925.00	Reserve For Uncollected Taxes	1,805,934.18	<b>TAXES COLLECTED</b>	<b>18,121,537.53</b>
Environmental Inspection & Control	254,500.00	<b>CAPITAL OUTLAY TOTAL</b>	<b>2,100,241.66</b>	Taxes Cancelled, Abated or Adjusted	249,622.28
Other Public Safety				Transfer to Tax Title Liens or Foreclosed	136,851.94
<b>PUBLIC WORKS</b>				Ending Balance	1,239,683.84
Streets and Drainage	625,178.40	Public Enterprises	624,585.51	<b>PRIOR YEARS TAXES OUTSTANDING</b>	
Sewers and Sewage Processing	455,500.00	Recreation-Culture	12,435.00	Beginning Balance	1,926,838.54
Garbage and Trash Disposal	720,000.00	Public Works	13,948.00	Collected	1,596,615.48
Public Buildings and Grounds	144,269.00	Buildings and Grounds	1,449,273.15	Cancelled, Abated or Adjusted	14,925.68
Other Public Works		Library and Education		Transfers to Tax Title Liens or Foreclosed	128,192.90
<b>HEALTH and WELFARE</b>		Conservation		Ending Balance	187,104.48
Health Services Except Environmental	175,750.85	All Other		<b>TAX TITLE LIENS OUTSTANDING</b>	
Welfare-Public Assistance	35,350.00			Beginning Balance	326,869.83
Hospital, Clinics, First Aid		<b>CAPITAL DEBT AUTHORIZED, ENDING BALANCE</b>		Transfer From Taxes	329,390.04
Animal, Insect, & Rodent Control		ISSUED AND UNISSUED		Redeemed	16,014.65
Other Welfare Services	23,400.00	School	3,016,901	Cancelled, Abated or Adjusted	
<b>RECREATION and CONSERVATION</b>		Sell-Liquidating	4,712,469	Transfers to Foreclosed Property	
Beaches and Boardwalks		Other	10,701,769	Ending Balance	640,245.22
Parks, Playgrounds, Shade Trees	109,500.00	Total	18,431,140	<b>PROPERTY ACQUIRED BY DEED OR FORECLOSURE</b>	
Land Reclamation & Conservation	5,000.00	ISSUED AND OUTSTANDING		Beginning Balance	230,200.00
Other Recreational Services	113,975.00	School	2,374,151.02	Transfers From Taxes or Liens	
<b>EDUCATION (excluding schools)</b>		Sell-Liquidating	3,965,200.00	Sale for Cash	
Libraries	358,000.00	Other	8,945,869.89	Cancelled, Abated or Adjusted	
Other Educational Services		Total	15,285,220.91	Ending Balance	230,200.00
<b>STATUTORY EXPENDITURES</b>		<b>EQUALIZED VALUATION BASIS FOR NET DEBT COMPUTATION</b>	<b>709,058,822</b>	<b>CURRENT FINANCES ENDING BALANCE</b>	
Pensions & F. I. C. A.	581,082.00	<b>REAL PROPERTY VALUATIONS</b>		<b>ASSETS</b>	
Employee Fringe Benefits		Code Class # of Parcels % VAL'N	ASSESSED VALUATION	Cash	3,742,043.02
Other Statutory Expenditures		1 Vacant Land 247 1.38	8,981,300.00	Taxes Receivable	1,426,788.32
<b>MUNICIPAL FUNCTIONS</b>		2 Residential 3222 57.96	377,832,600.00	Tax Title Liens	640,245.22
CAPITAL IMPROVEMENTS	200,000.00	3 Farm		Foreclosed Property	230,200.00
<b>DEBT SERVICE</b>		4e Commercial 496 29.35	191,319,350.00	Emergencies & Other Deferred Charges	396,459.16
Principal Payments	629,042.01	4b Industrial 68 3.05	19,884,200.00	State and Federal Aid Receivable	14,773.13
Interest Payments	270,950.19	4c Apartments 27 8.26	53,817,500.00	Other Receivables	36,352.26
		Total 4060	651,834,950.00	Total	6,486,861.11
<b>DEFERRED CHARGES</b>		Land Area 1.75 Sq. Miles		<b>LIABILITIES, RESERVES, AND SURPLUS</b>	
SCHOOL, COUNTY, SPECIAL DISTRICT TAXES	517,055.06	Net Valuation Taxable-Municipal	667,220,572	Cash Liabilities	2,276,308.62
RESERVE FOR UNCOLLECTED TAXES	14,487,016.21	Net Valuation Taxable-County	732,779,678	Reserves for Receivables	2,333,585.80
<b>EXPENDITURES TOTAL</b>	<b>26,246,962.59</b>	State Equalized Valuation	724,320,019	Surplus	1,876,966.69
		State Equalization Ratio	91.96	Total	6,486,861.11

0249  
 Population 1990 9,996  
 Population 1994 10,079  
 S & P Rating  
 Moody Rating A3

General Tax Rate Per \$100. 1.89  
 State Equalized Tax Rate 1.58

**RIDGEFIELD BOROUGH - BERGEN COUNTY**  
 Form of Government:  
**Borough Council**  
 Number of Members on Governing Body - 6

PER CAPITA:  
 Gross Debt 758.36  
 Net Debt 732.07  
 Debt Service 106.89  
 Total Tax Levy 1,404.06  
 Municipal Expenditures 1,163.81

PER CENT:  
 Gross Debt .86  
 Net Debt .83  
 Tax Levy Collected 96.10  
 Tax Levy Cancelled, Abated or Adjusted .13

EXPENDITURES-CURRENT YEAR		REVENUES REALIZED-CURRENT YEAR		PROPERTY TAXES-CURRENT YEAR	
<b>GENERAL GOVERNMENT</b>		<b>REVENUES REALIZED-CURRENT YEAR</b>		<b>PROPERTY TAXES-CURRENT YEAR</b>	
Governing Body & Public Boards		Property Taxes Collected	13,369,258.00	STATE EQUALIZED TAX RATE	1.52
Municipal Clerk		Payments in Lieu of Taxes		Local District School Taxes	8,223,207.00
Financial Administration	129,922.00	Delinquent Tax & Lien Collections	537,834.00	Regional & Consolidated School Tax	
Assessment of Taxes	22,632.00	Business Personality Replacement Taxes	218,105.00	School Taxes in Municipal Budget	
Collection of Taxes	79,063.00	Taxes from Public Utilities	5,770,311.00	County Taxes	2,540,781.02 *
Planning, Housing & Development	54,600.00	Other Miscellaneous Tax Revenues	723,157.00	County Library Taxes	
Human Resources	7,000.00	State Aid Revenues	326,942.00	Local Municipal Purpose Taxes	3,364,995.00
Elections		Federal Aid Revenues	2,249.00	Veteran & Senior Citizen Taxes	93,475.00
General Administration (other)	1,036,472.00			Total Taxes for Rate Computation	14,222,458.02
<b>JUDICIARY</b>		Sale of Acquired Property		Special District Taxes	
Municipal Courts	139,298.00	Other Miscellaneous Revenues	1,151,455.00	Bank Corp. Taxes	
<b>PUBLIC SAFETY</b>				Added and Omitted Taxes	22,508.00
Fire Protection	259,000.00	Total	22,099,311.00	Total Taxes Levied - ABSTRACT	14,151,491.02
Police Protection	2,503,974.00	Prior Years Surplus Appropriated	200,000.00	Total Taxes Billed	13,911,602.00
Civil Defense & Disaster Control	17,348.00	<b>REVENUES</b>	<b>22,299,311.00</b>	<b>TAXES COLLECTED</b>	<b>13,369,258.00</b>
Environmental Inspection & Control	99,600.00	Reserve For Uncollected Taxes	600,500.00	Taxes Cancelled, Abated or Adjusted	18,245.00
Other Public Safety		<b>CAPITAL OUTLAY</b>	<b>509,253.00</b>	Transfer to Tax Title Liens or Foreclosed	3,958.00
<b>PUBLIC WORKS</b>				Ending Balance	520,141.00
Streets and Drainage	1,136,978.00	Public Enterprises		<b>PRIOR YEARS TAXES OUTSTANDING</b>	
Sewers and Sewage Processing	1,300,462.00	Recreation-Culture		Beginning Balance	543,508.00
Garbage and Trash Disposal	868,239.00	Public Works	196,327.00	Collected	543,274.00
Public Buildings and Grounds	341,000.00	Buildings and Grounds	312,926.00	Cancelled, Abated or Adjusted	
Other Public Works	60,000.00	Library and Education		Transfers to Tax Title Liens or Foreclosed	234.00
<b>HEALTH and WELFARE</b>		Conservation		Ending Balance	
Health Services Except Environmental	135,603.00	AR Other		<b>TAX TITLE LIENS OUTSTANDING</b>	
Welfare-Public Assistance	50,033.00			Beginning Balance	19,015.00
Hospital, Clinics, First Aid		<b>CAPITAL DEBT AUTHORIZED, ENDING BALANCE</b>		Transfer From Taxes	4,230.00
Animal, Insect, & Rodent Control	10,200.00	<b>ISSUED AND UNISSUED</b>	<b>GROSS DEBT</b>	Redeemed	9,058.00
Other Welfare Services	13,000.00	School		Cancelled, Abated or Adjusted	1,011.00
<b>RECREATION and CONSERVATION</b>		Self-Liquidating	265,000	Transfers to Foreclosed Property	
Beaches and Boardwalks		Other	7,378,531	Ending Balance	13,176.00
Parks, Playgrounds, Shade Trees	134,260.00	Total	7,643,531	<b>PROPERTY ACQUIRED BY DEED OR FORECLOSURE</b>	
Land Reclamation & Conservation	7,351.00	<b>ISSUED AND OUTSTANDING</b>		Beginning Balance	108,685.00
Other Recreational Services	12,000.00	School		Transfers From Taxes or Liens	
<b>EDUCATION (excluding schools)</b>		Self-Liquidating	265,000.00	Sale for Cash	
Libraries	357,356.00	Other	7,378,531.00	Cancelled, Abated or Adjusted	
Other Educational Services		Total	7,643,531.00	Ending Balance	108,685.00
<b>STATUTORY EXPENDITURES</b>		<b>EQUALIZED VALUATION BASIS FOR NET DEBT COMPUTATION</b>	<b>890,539,434</b>	<b>CURRENT FINANCES ENDING BALANCE</b>	
Pensions & F. I. C. A.	487,200.00	<b>REAL PROPERTY VALUATIONS</b>		<b>ASSETS</b>	
Employee Fringe Benefits	702,000.00	Code Class # of Parcels % VAL'N	<b>ASSESSED VALUATION</b>	Cash	31,931.32
Other Statutory Expenditures	35,000.00	1 Vacant Land 111 2.11	15,842,000.00	Taxes Receivable	5,201.41
<b>MUNICIPAL FUNCTIONS</b>		2 Residential 2491 66.18	495,988,250.00	Tax Title Liens	131.76
<b>CAPITAL IMPROVEMENTS</b>	<b>TOTAL</b>	3 Farm		Foreclosed Property	1,086.85
<b>DEBT SERVICE</b>	<b>*MEMO*</b>	4a Commercial 176 12.60	94,414,750.00	Emergencies & Other Deferred Charges	
Principal Payments	563,067.00	4b Industrial 87 15.82	118,567,100.00	State and Federal Aid Receivable	967.73
Interest Payments	514,262.00	4c Apartments 14 3.29	24,647,700.00	Other Receivables	280.65
<b>DEFERRED CHARGES</b>		Total 2879	749,459,800.00	Total	39,599.72
SCHOOL, COUNTY, SPECIAL DISTRICT TAXES	10,763,988.02	Land Area 2.60 Sq. Miles		<b>LIABILITIES, RESERVES, AND SURPLUS</b>	
RESERVE FOR UNCOLLECTED TAXES	600,500.00	Net Valuation Taxable-Municipal	750,980,416	Cash Liabilities	20,028.06
<b>EXPENDITURES</b>	<b>TOTAL</b>	Net Valuation Taxable-County	881,345,069	Reserves for Receivables	6,700.67
		State Equalized Valuation	895,224,170	Surplus	12,870.99
		State Equalization Ratio	83.86	Total	39,599.72

0250

Population 1990 12,454  
 Population 1994 12,530  
 S & P Rating  
 Moody Rating

General Tax Rate Per \$100. 2.65  
 State Equalized Tax Rate 2.59

**RIDGEFIELD PARK VILLAGE - BERGEN CO.**  
 Form of Government:  
**Commission (1911)**  
 Number of Members on Governing Body - 5

PER CAPITA: PER CENT:  
 Gross Debt 690.86 Gross Debt 1.14  
 Net Debt 506.47 Net Debt .84  
 Debt Service 2.29 Tax Levy Collected 95.94  
 Total Tax Levy 1,552.44 Tax Levy Cancelled, Abated  
 Municipal Expenditures 896.16 or Adjusted .32

EXPENDITURES-CURRENT YEAR		REVENUES REALIZED-CURRENT YEAR		PROPERTY TAXES-CURRENT YEAR	
<b>GENERAL GOVERNMENT</b>				<b>STATE EQUALIZED TAX RATE</b>	
Governing Body & Public Boards	43,150.00	Property Taxes Collected	18,702,657.00	Local District School Taxes	1.47 11,045,894.00
Municipal Clerk	101,814.00	Payments in Lieu of Taxes		Regionel & Consolidated School Tax	
Financial Administration	33,525.00	Delinquent Tax & Lien Collections	571,225.00	School Taxes in Municipal Budget	
Assessment of Taxes	112,188.00	Business Personnel Replacement Taxes	211,883.00	County Taxes	.29 * 2,207,320.42
Collection of Taxes	122,440.00	Taxes from Public Utilities	653,643.00	County Library Taxes	
Planning, Housing & Development	41,625.00	Other Miscellaneous Tax Revenues		Local Municipal Purpose Taxes	.82 6,183,708.00
Human Resources	168,515.00	State Aid Revenues	1,166,192.00	Veteran & Senior Citizen Taxes	79,800.00
Elections	8,166.00	Federal Aid Revenues		Total Taxes for Rate Computation	2.58 19,516,722.42
General Administration (other)	646,077.00			Special District Taxes	
<b>JUDICIARY</b>		Sale of Acquired Property		Bank Corp. Taxes	
Municipal Courts	155,388.00	Other Miscellaneous Revenues	1,784,358.00	Added and Omitted Taxes	15,130.00
<b>PUBLIC SAFETY</b>		Total	23,089,958.00	Total Taxes Levied - ABSTRACT	19,452,052.42
Fire Protection	255,318.00	Prior Years Surplus Appropriated	1,341,500.00	Total Taxes Billed	19,495,034.00
Police Protection	2,279,969.00	<b>REVENUES</b>	<b>TOTAL</b>	<b>TAXES COLLECTED</b>	<b>18,702,657.00</b>
Civil Defense & Disaster Control	12,600.00	Reserve For Uncollected Taxes	1,161,000.00	Taxes Cancelled, Abated or Adjusted	62,661.00
Environmental Inspection & Control	181,982.00			Transfer to Tax Title Liens or Foreclosed	259,814.00
Other Public Safety		<b>CAPITAL OUTLAY</b>	<b>TOTAL</b>	Ending Balance	469,902.00
<b>PUBLIC WORKS</b>				<b>PRIOR YEARS TAXES OUTSTANDING</b>	
Streets and Drainage	567,773.00	Public Enterprises	132,426.00	Beginning Balance	631,964.00
Sewers and Sewage Processing	1,184,705.00	Recreation-Culture	15,680.00	Collected	564,010.00
Garbage and Trash Disposal	1,130,000.00	Public Works	399,703.00	Cancelled, Abated or Adjusted	
Public Buildings and Grounds	519,711.00	Buildings and Grounds	493,251.00	Transfers to Tax Title Liens or Foreclosed	
Other Public Works	3,600.00	Library and Education	7,106.00	Ending Balance	67,954.00
<b>HEALTH and WELFARE</b>		Conservation		<b>TAX TITLE LIENS OUTSTANDING</b>	
Health Services Except Environmental	130,526.00	All Other		Beginning Balance	1,090,888.00
Welfare-Public Assistance	18,350.00			Transfer From Taxes	259,814.00
Hospital, Clinics, First Aid		<b>CAPITAL DEBT AUTHORIZED, ENDING BALANCE</b>		Redeemed	7,215.00
Animal, Insect, & Rodent Control	12,000.00	<b>ISSUED AND UNISSUED</b>	<b>GROSS DEBT</b>	Cancelled, Abated or Adjusted	
Other Welfare Services		School	1,850,000	Transfers to Foreclosed Property	
<b>RECREATION and CONSERVATION</b>		Sell-Liquidating	460,500	Ending Balance	1,343,487.00
Beeches and Boardwalks		Other	6,346,018	<b>PROPERTY ACQUIRED BY DEED OR</b>	
Perks, Playgrounds, Shade Trees	235,100.00	Total	8,656,518	<b>FORECLOSURE</b>	
Land Reclamation & Conservation	62,652.00	<b>ISSUED AND OUTSTANDING</b>		Beginning Balance	69,840.00
Other Recreational Services	186,830.00	School	1,850,000.00	Transfers From Taxes or Liens	
<b>EDUCATION (excluding schools)</b>		Sell-Liquidating	460,000.00	Sale for Cash	
Libraries	256,224.00	Other	4,425,000.00	Cancelled, Abated or Adjusted	
Other Educational Services		Total	6,735,000.00	Ending Balance	69,840.00
<b>STATUTORY EXPENDITURES</b>		<b>EQUALIZED VALUATION BASIS</b>		<b>CURRENT FINANCES ENDING BALANCE</b>	
Pensions & F. I. C. A.	420,553.00	<b>FOR NET DEBT COMPUTATION</b>	<b>756,681,652</b>	<b>ASSETS</b>	
Employee Fringe Benefits	1,107,659.00	<b>REAL PROPERTY VALUATIONS</b>		Cash	4,938,500.00
Other Statutory Expenditures		Code Class # of Parcels % VAL'N	<b>ASSESSED VALUATION</b>	Taxes Receivable	537,856.00
<b>MUNICIPAL FUNCTIONS</b>	<b>TOTAL</b>	1 Vacant Land 82 2.31	16,936,400.00	Tax Title Liens	1,343,487.00
<b>CAPITAL IMPROVEMENTS</b>	<b>*MEMO*</b>	2 Residential 2830 57.85	424,005,900.00	Foreclosed Property	69,840.00
<b>DEBT SERVICE</b>		3 Farm		Emergencies & Other Deferred Charges	80,000.00
Principal Payments		4a Commercial 188 28.34	207,700,600.00	State and Federal Aid Receivable	4,065.00
Interest Payments	28,665.00	4b Industrial 24 3.75	27,454,400.00	Other Receivables	331,198.00
		4c Apartments 42 7.76	56,875,200.00	Total	7,304,946.00
		Total 3166	732,972,500.00	<b>LIABILITIES, RESERVES, AND SURPLUS</b>	
<b>DEFERRED CHARGES</b>	<b>40,735.00</b>	Land Area 2.00 Sq. Miles		Cash Liabilities	3,040,245.00
<b>SCHOOL, COUNTY, SPECIAL DISTRICT TAXES</b>	<b>13,253,216.42</b>	Net Valuation Taxable-Municipal	<b>735,090,735</b>	Reserves for Receivables	2,282,381.00
<b>RESERVE FOR UNCOLLECTED TAXES</b>	<b>1,161,000.00</b>	Net Valuation Taxable-County	<b>772,295,397</b>	Surplus	1,982,320.00
<b>EXPENDITURES</b>	<b>TOTAL</b>	State Equalized Valuation	<b>751,195,905</b>	Total	<b>7,304,946.00</b>
		State Equalization Ratio	<b>97.85</b>		

Population 1990 **24,152**  
 Population 1994 **24,353**  
 S & P Rating  
 Moody Rating **AA1**

General Tax Rate Per \$100. **2.44**  
 State Equalized Tax Rate **2.28**

**RIDGEWOOD VILLAGE - BERGEN COUNTY**  
 Form of Government:  
**Council-Manager Plan B (OMCL 50)**  
 Number of Members on Governing Body - 5

Gross Debt **1,114.47** Gross Debt **1.04**  
 Net Debt **227.82** Net Debt **.21**  
 Debt Service **54.32** Tax Levy Collected **98.47**  
 Total Tax Levy **2,497.00** Tax Levy Cancelled, Abated  
 Municipal Expenditures **925.26** or Adjusted **.23**

EXPENDITURES-CURRENT YEAR		REVENUES REALIZED-CURRENT YEAR		PROPERTY TAXES-CURRENT YEAR		
<b>GENERAL GOVERNMENT</b>		<b>REVENUES REALIZED-CURRENT YEAR</b>		<b>PROPERTY TAXES-CURRENT YEAR</b>		
Governing Body & Public Boards	32,293.00	Property Taxes Collected	59,920,099.52	STATE EQUALIZED TAX RATE		
Municipal Clerk	101,351.00	Payments in Lieu of Taxes	73,323.94	Local District School Taxes	1.42 37,743,983.00	
Financial Administration	278,257.00	Delinquent Tax & Lien Collections	1,107,621.55	Regional & Consolidated School Tax		
Assessment of Taxes	131,698.00	Business Personality Replacement Taxes	256,345.76	School Taxes in Municipal Budget		
Collection of Taxes	61,211.00	Taxes from Public Utilities	1,406,411.00	County Taxes	.28 * 7,507,621.13	
Planning, Housing & Development	125,615.00	Other Miscellaneous Tax Revenues		County Library Taxes		
Human Resources	64,931.00	State Aid Revenues	1,339,682.95	Local Municipal Purpose Taxes	.58 15,372,257.46	
Elections	29,015.00	Federal Aid Revenues	4,000.00	Veteran & Senior Citizen Taxes	91,750.00	
General Administration (other)	835,970.00			Total Taxes for Rate Computation	2.28 60,715,611.59	
<b>JUDICIARY</b>		<b>REVENUES REALIZED-CURRENT YEAR</b>		<b>PROPERTY TAXES-CURRENT YEAR</b>		
Municipal Courts	178,918.00	Sale of Acquired Property		Special District Taxes		
<b>PUBLIC SAFETY</b>		Other Miscellaneous Revenues	2,234,509.62	Bank Corp. Taxes		
Fire Protection	2,834,845.00	Total	66,341,994.34	Added and Omitted Taxes	185,683.18	
Police Protection	3,205,554.00	Prior Years Surplus Appropriated	882,000.00	Total Taxes Levied - ABSTRACT	60,809,544.77	
Civil Defense & Disaster Control	120,904.00	REVENUES TOTAL	57,223,994.34	Total Taxes Billed	60,848,573.59	
Environmental Inspection & Control	953,618.00	Reserve For Uncollected Taxes	1,683,714.08	TAXES COLLECTED	59,920,099.52	
Other Public Safety		CAPITAL OUTLAY TOTAL	645,774.37	Taxes Cancelled, Abated or Adjusted	142,784.82	
<b>PUBLIC WORKS</b>		<b>REVENUES REALIZED-CURRENT YEAR</b>		<b>PROPERTY TAXES-CURRENT YEAR</b>		
Streets and Drainage	1,808,900.00	Public Enterprises		Transfer to Tax Title Liens or Foreclosed	470.90	
Sewers and Sewage Processing	688,420.00	Recreation-Cultura	15,380.25	Ending Balance	785,218.35	
Garbage and Trash Disposal	1,881,003.00	Public Works	6,044.96	<b>PRIOR YEARS TAXES OUTSTANDING</b>		
Public Buildings and Grounds	157,168.00	Buildings and Grounds	615,549.16	Beginning Balance	1,188,938.17	
Other Public Works	846,172.00	Library and Education	8,800.00	Collected	1,107,621.55	
<b>HEALTH and WELFARE</b>		All Other		Cancelled, Abated or Adjusted		
Health Services Except Environmental	262,421.00	<b>CAPITAL DEBT AUTHORIZED, ENDING BALANCE</b>		Transfers to Tax Title Liens or Foreclosed	128.52	
Welfare-Public Assistance	21,482.00	ISSUED AND UNISSUED		Ending Balance	81,188.10	
Hospital, Clinics, First Aid		School		<b>TAX TITLE LIENS OUTSTANDING</b>		
Animal, Insect, & Rodent Control	3,500.00	Self-Liquidating	21,581,725	Beginning Balance	2,637.30	
Other Welfare Services		Other	5,558,953	Transfer From Taxes	599.44	
<b>RECREATION and CONSERVATION</b>		Total	27,140,679	Redeemed		
Beaches and Boardwalks		ISSUED AND OUTSTANDING		Cancelled, Abated or Adjusted		
Parks, Playgrounds, Shade Trees	579,986.00	School		Transfers to Foreclosed Property		
Land Reclamation & Conservation	152,341.52	Self-Liquidating	12,221,725.22	Ending Balance	3,236.74	
Other Recreational Services	381,232.00	Other	3,157,000.00	<b>PROPERTY ACQUIRED BY DEED OR FORECLOSURE</b>		
<b>EDUCATION (excluding schools)</b>		Total	15,378,725.22	Beginning Balance	45,755.00	
Libraries	1,321,727.00	<b>EQUALIZED VALUATION BASIS FOR NET DEBT COMPUTATION</b>		Transfers From Taxes or Liens		
Other Educational Services		<b>REAL PROPERTY VALUATIONS</b>		Sale for Cash		
<b>STATUTORY EXPENDITURES</b>		Code	Class	# of Parcels	% VAL'N	Cancelled, Abated or Adjusted
Pensions & F. I. C. A.	558,421.00	1	Vacant Land	140	.55	Ending Balance
Employee Fringe Benefits	1,708,516.00	2	Residential	7420	88.00	45,755.00
Other Statutory Expenditures	4,000.00	3	Farm	2	.05	
<b>MUNICIPAL FUNCTIONS</b>		4a	Commercial	335	9.71	
<b>CAPITAL IMPROVEMENTS</b>		4b	Industrial			
<b>DEBT SERVICE</b>		4c	Apartment	27	1.69	
Principal Payments	1,076,000.00	Total	7924			
Interest Payments	246,868.86	Land Area	5.90	Sq. Miles		
<b>DEFERRED CHARGES</b>		Net Valuation Taxable-Municipal	2,486,184,033			
SCHOOL, COUNTY, SPECIAL DISTRICT TAXES	45,251,604.13	Net Valuation Taxable-County	2,613,954,172			
RESERVE FOR UNCOLLECTED TAXES	1,683,714.08	State Equalized Valuation	2,657,677,539			
EXPENDITURES TOTAL	67,784,488.37	State Equalization Ratio	93.51			
				<b>CURRENT FINANCES ENDING BALANCE</b>		
				<b>ASSETS</b>		
				Cash	12,097,848.12	
				Taxes Receivable	866,406.45	
				Tax Title Liens	3,236.74	
				Foreclosed Property	45,755.00	
				Emergencies & Other Detarred Charges	57,700.00	
				State and Federal Aid Receivable	47,093.75	
				Other Receivables	26,398.58	
				Total	13,144,438.64	
				<b>LIABILITIES, RESERVES, AND SURPLUS</b>		
				Cash Liabilities	8,833,407.62	
				Reserves for Receivables	941,796.77	
				Surplus	3,369,234.25	
				Total	13,144,438.64	

1611

Population 1990 12,623  
 Population 1994 12,831  
 S & P Rating  
 Moody Rating AAA

General Tax Rate Per \$100. 3.00  
 State Equalized Tax Rate 2.94

**RINGWOOD BOROUGH - PASSAIC COUNTY**  
 Form of Government:  
**Council-Manager Plan E (OMCL 50)**  
 Number of Members on Governing Body - 6

PER CAPITA:  
 Gross Debt 906.76  
 Net Debt 496.52  
 Debt Service 117.22  
 Total Tax Levy 1,806.23  
 Municipal Expenditures 740.79

PER CENT:  
 Gross Debt 1.49  
 Net Debt .82  
 Tax Levy Collected 96.44  
 Tax Levy Cancelled, Abated or Adjusted .04

EXPENDITURES-CURRENT YEAR		REVENUES REALIZED-CURRENT YEAR			PROPERTY TAXES-CURRENT YEAR		
<b>GENERAL GOVERNMENT</b>		<b>REVENUES REALIZED-CURRENT YEAR</b>			<b>PROPERTY TAXES-CURRENT YEAR</b>		
Governing Body & Public Boards	33,975.00	Property Taxes Collected	22,363,020.35		STATE EQUALIZED TAX RATE		
Municipal Clerk		Payments in Lieu of Taxes			Local District School Taxes	1.19	
Financial Administration	114,336.00	Delinquent Tax & Lien Collections	711,483.28		Regional & Consolidated School Tax	.51	
Assessment of Taxes	100,379.00	Business Personalty Replacement Taxes	20,146.08		School Taxes in Municipal Budget		
Collection of Taxes	49,532.00	Taxes from Public Utilities	1,448,975.34		County Taxes	.56 *	
Planning, Housing & Development	95,604.00	Other Miscellaneous Tax Revenues			County Library Taxes		
Human Resources	40,281.00	State Aid Revenues	704,976.63		Local Municipal Purpose Taxes	.69	
Elections	14,800.00	Federal Aid Revenues			Veteran & Senior Citizen Taxes		
General Administration (other)	811,398.00				Total Taxes for Rate Computation	2.95	
<b>JUDICIARY</b>		Sale of Acquired Property	728,504.45		Special District Taxes		
Municipal Courts	86,710.00	Other Miscellaneous Revenues	25,977,106.13		Bank Corp. Taxes		
<b>PUBLIC SAFETY</b>		Prior Years Surplus Appropriated	760,000.00		Added and Omitted Taxes	56,866.37	
Fire Protection	156,843.00	REVENUES TOTAL	26,737,106.13		Total Taxes Levied - ABSTRACT	23,175,686.67	
Police Protection	1,602,869.00	Reserve For Uncollected Taxes	861,606.00		Total Taxes Billed	23,187,330.37	
Civil Defense & Disaster Control	25,443.00				TAXES COLLECTED	22,363,020.35	
Environmental Inspection & Control	87,830.00				Taxes Cancelled, Abated or Adjusted	9,647.41	
Other Public Safety		CAPITAL OUTLAY TOTAL	1,308,181.54		Transfer to Tax Title Liens or Foreclosed	66,549.26	
<b>PUBLIC WORKS</b>		Public Enterprises			Ending Balance	748,113.31	
Streets and Drainage	1,105,109.00	Recreation-Culture			<b>PRIOR YEARS TAXES OUTSTANDING</b>		
Sewers and Sewage Processing	970,108.00	Public Works	292,081.71		Beginning Balance	546,686.16	
Garbage and Trash Disposal		Buildings and Grounds	1,016,099.83		Collected	531,841.84	
Public Buildings and Grounds	53,510.00	Library and Education			Cancelled, Abated or Adjusted	4,584.24	
Other Public Works	53,500.00	Conservation			Transfers to Tax Title Liens or Foreclosed		
<b>HEALTH and WELFARE</b>		All Other			Ending Balance	10,260.08	
Health Services Except Environmental	169,644.00				<b>TAX TITLE LIENS OUTSTANDING</b>		
Welfare-Public Assistance	13,071.00	CAPITAL DEBT AUTHORIZED, ENDING BALANCE			Beginning Balance	346,913.22	
Hospital, Clinics, First Aid		ISSUED AND UNISSUED	GROSS DEBT		Transfer From Taxes	66,549.26	
Animal, Insect, & Rodent Control		School	167,832		Redeemed	179,641.44	
Other Welfare Services		Self-Liquidating	1,167,500		Cancelled, Abated or Adjusted		
<b>RECREATION and CONSERVATION</b>		Other	10,299,322		Transfers to Foreclosed Property		
Beaches and Boardwalks		Total	11,634,654		Ending Balance	233,821.04	
Parks, Playgrounds, Shede Trees	115,661.00	<b>ISSUED AND OUTSTANDING</b>			<b>PROPERTY ACQUIRED BY DEED OR FORECLOSURE</b>		
Land Reclamation & Conservation	1,955.00	School	167,832.10		Beginning Balance	243,800.00	
Other Recreational Services	56,460.00	Self-Liquidating	1,167,500.00		Transfers From Taxes or Liens		
<b>EDUCATION (excluding schools)</b>		Other	9,962,645.00		Sale for Cash		
Libraries	197,505.00	Total	11,297,977.10		Cancelled, Abated or Adjusted		
Other Educational Services		<b>EQUALIZED VALUATION BASIS FOR NET DEBT COMPUTATION</b>			Ending Balance	243,800.00	
<b>STATUTORY EXPENDITURES</b>		REAL PROPERTY VALUATIONS			<b>CURRENT FINANCES ENDING BALANCE</b>		
Pensions & F. I. C. A.	378,493.00	Code	Class	# of Parcels	% VAL'N	ASSETS	
Employee Fringe Benefits	690,958.00	1	Vacant Land	412	6.60	Cash	2,519,100.78
Other Statutory Expenditures		2	Residential	4094	88.11	Taxes Receivable	758,373.39
<b>MUNICIPAL FUNCTIONS</b>		3	Farm	31	.24	Tax Title Liens	233,821.04
CAPITAL IMPROVEMENTS	7,025,972.00	4a	Commercial	56	3.41	Foreclosed Property	243,800.00
DEBT SERVICE		4b	Industrial	18	1.65	Emergencies & Other Deterred Charges	
Principal Payments	1,170,000.00	4c	Apartments			State and Federal Aid Receivable	
Interest Payments	334,055.82	Total	4611			Other Receivables	26,499.11
<b>DEFERRED CHARGES</b>		Land Area 27.50 Sq. Miles			Total		3,781,594.32
SCHOOL, COUNTY, SPECIAL DISTRICT TAXES	113,420.20	Net Valuation Taxable-Municipal	768,453,952		<b>LIABILITIES, RESERVES, AND SURPLUS</b>		
RESERVE FOR UNCOLLECTED TAXES	17,707,463.10	Net Valuation Taxable-County	774,970,855		Cash Liabilities	1,040,606.41	
EXPENDITURES	27,212,517.12	State Equalized Valuation	783,215,904		Reserves for Receivables	1,262,493.54	
		State Equalization Ratio	98.11		Surplus	1,478,494.37	
					Total	3,781,594.32	

\*Includes County Health Service Taxes or County Open Space Tax. See Table 13.

0252

Population 1990 **10,603**  
 Population 1994 **10,691**  
 S & P Rating  
 Moody Rating **A1**

General Tax Rate Per \$100. **2.29**  
 State Equalized Tax Rate **2.30**

**RIVER EDGE BOROUGH - BERGEN COUNTY**  
 Form of Government:  
**Borough Council**  
 Number of Members on Governing Body - 6

PER CAPITA:  
 Gross Debt **869.02**  
 Net Debt **673.16**  
 Debt Service **72.59**  
 Total Tax Levy **1,750.95**  
 Municipal Expenditures **825.57**

PER CENT:  
 Gross Debt **1.17**  
 Net Debt **.90**  
 Tax Levy Collected **98.62**  
 Tax Levy Cancelled, Abated or Adjusted **.26**

EXPENDITURES-CURRENT YEAR		REVENUES REALIZED-CURRENT YEAR		PROPERTY TAXES-CURRENT YEAR	
<b>GENERAL GOVERNMENT</b>				<b>STATE EQUALIZED TAX RATE</b>	
Governing Body & Public Boards		Property Taxes Collected	<b>18,528,117.68</b>	Local District School Taxes	<b>.61</b>
Municipal Clerk		Payments in Lieu of Taxes		Regional & Consolidated School Tax	<b>.72</b>
Financial Administration	<b>119,214.00</b>	Delinquent Tax & Lien Collections	<b>230,721.54</b>	School Taxes in Municipal Budget	
Assessment of Taxes	<b>28,902.00</b>	Business Personalty Replacement Taxes	<b>82,811.48</b>	County Taxes	<b>.28</b> *
Collection of Taxes	<b>39,994.00</b>	Taxes from Public Utilities	<b>768,668.00</b>	County Library Taxes	
Planning, Housing & Development	<b>41,072.00</b>	Other Miscellaneous Tax Revenues		Local Municipal Purpose Taxes	<b>.68</b>
Human Resources	<b>93,955.00</b>	State Aid Revenues	<b>639,083.95</b>	Veteran & Senior Citizen Taxes	
Elections		Federal Aid Revenues		Total Taxes for Rate Computation	<b>2.29</b>
General Administration (other)	<b>758,230.00</b>			Special District Taxes	
<b>JUDICIARY</b>		Sale of Acquired Property		Bank Corp. Taxes	
Municipal Courts	<b>98,696.00</b>	Other Miscellaneous Revenues	<b>836,004.49</b>	Added and Omitted Taxes	
<b>PUBLIC SAFETY</b>				Total Taxes Levied - ABSTRACT	<b>18,719,413.04</b>
Fire Protection	<b>212,013.30</b>	Prior Years Surplus Appropriated	<b>1,004,000.00</b>	Total Taxes Billed	<b>18,787,030.82</b>
Police Protection	<b>1,944,073.42</b>	<b>REVENUES TOTAL</b>	<b>22,089,407.14</b>	<b>TAXES COLLECTED</b>	<b>18,528,117.68</b>
Civil Defense & Disaster Control	<b>13,676.00</b>	Reserve For Uncollected Taxes	<b>428,905.81</b>	Taxes Cancelled, Abated or Adjusted	<b>49,545.81</b>
Environmental Inspection & Control	<b>94,219.00</b>			Transfer to Tax Title Liens or Foreclosed	<b>2,061.00</b>
Other Public Safety		<b>CAPITAL OUTLAY TOTAL</b>	<b>1,725,260.55</b>	Ending Balance	<b>207,306.33</b>
<b>PUBLIC WORKS</b>		Public Enterprises		<b>PRIOR YEARS TAXES OUTSTANDING</b>	
Streets and Drainage	<b>103,660.28</b>	Recreation-Culture	<b>1,195,732.66</b>	Beginning Balance	<b>234,067.89</b>
Sewers and Sewage Processing	<b>748,410.00</b>	Public Works	<b>92,553.86</b>	Collected	<b>230,748.96</b>
Garbage and Trash Disposal	<b>767,000.00</b>	Buildings and Grounds	<b>436,974.03</b>	Cancelled, Abated or Adjusted	<b>1,336.18</b>
Public Buildings and Grounds	<b>122,336.00</b>	Library and Education		Transfers to Tax Title Liens or Foreclosed	<b>1,962.00</b>
Other Public Works	<b>766,171.77</b>	Conservation		Ending Balance	<b>20.74</b>
<b>HEALTH and WELFARE</b>		All Other		<b>TAX TITLE LIENS OUTSTANDING</b>	
Health Services Except Environmental	<b>116,610.50</b>			Beginning Balance	
Welfare-Public Assistance	<b>7,294.00</b>	<b>CAPITAL DEBT AUTHORIZED, ENDING BALANCE</b>		Transfer From Taxes	<b>4,498.36</b>
Hospital, Clinics, First Aid		<b>ISSUED AND UNISSUED GROSS DEBT NET DEBT</b>		Redeemed	
Animal, Insect, & Rodent Control	<b>7,285.00</b>	School	<b>2,093,999</b>	Cancelled, Abated or Adjusted	
Other Welfare Services		Self-Liquidating		Transfers to Foreclosed Property	
<b>RECREATION and CONSERVATION</b>		Other	<b>7,196,707</b>	Ending Balance	<b>4,498.36</b>
Beeches and Boardwalks		Total	<b>9,290,707</b>	<b>PROPERTY ACQUIRED BY DEED OR FORECLOSURE</b>	
Perks, Playgrounds, Shade Trees	<b>14,978.00</b>	<b>ISSUED AND OUTSTANDING</b>		Beginning Balance	
Land Reclamation & Conservation	<b>288,613.71</b>	School	<b>2,087,591.51</b>	Transfers From Taxes or Liens	
Other Recreational Services	<b>63,419.00</b>	Self-Liquidating		Sale for Cash	
<b>EDUCATION (excluding schools)</b>		Other	<b>6,000,000.00</b>	Cancelled, Abated or Adjusted	
Libraries	<b>371,212.00</b>	Total	<b>8,087,591.51</b>	Ending Balance	
Other Educational Services		<b>EQUALIZED VALUATION BASIS FOR NET DEBT COMPUTATION</b>	<b>795,364,054</b>	<b>CURRENT FINANCES ENDING BALANCE ASSETS</b>	
<b>STATUTORY EXPENDITURES</b>		<b>REAL PROPERTY VALUATIONS</b>		Cash	<b>7,290,942.18</b>
Pensions & F. I. C. A.	<b>364,796.12</b>	Code Class # of Parcels % VAL'N ASSESSED VALUATION		Taxes Receivable	<b>207,327.07</b>
Employee Fringe Benefits	<b>414,829.00</b>	1 Vacant Land 61 .40 3,244,300.00		Tax Title Liens	<b>4,498.36</b>
Other Statutory Expenditures	<b>15,100.00</b>	2 Residential 3173 84.58 681,012,157.00		Foreclosed Property	
<b>MUNICIPAL FUNCTIONS TOTAL</b>	<b>7,615,760.10</b>	3 Farm 121 9.50 76,505,200.00		Emergencies & Other Deferred Charges	<b>24,649.00</b>
<b>CAPITAL IMPROVEMENTS *MEMO*</b>	<b>87,172.00</b>	4a Commercial 6 .53 4,229,100.00		State and Federal Aid Receivable	<b>6,630.03</b>
<b>DEBT SERVICE</b>		4b Industrial 14 4.99 40,195,000.00		Other Receivables	
Principal Payments	<b>450,000.00</b>	Total 3375 835,185,757.00		Total	<b>7,534,046.64</b>
Interest Payments	<b>326,087.50</b>	Land Area 1.90 Sq. Miles		<b>LIABILITIES, RESERVES, AND SURPLUS</b>	
<b>DEFERRED CHARGES</b>	<b>5,417.65</b>	Net Valuation Taxable-Municipal	<b>818,129,427</b>	Cash Liabilities	<b>1,414,178.76</b>
<b>SCHOOL, COUNTY, SPECIAL DISTRICT TAXES</b>	<b>13,091,725.10</b>	Net Valuation Taxable-County	<b>806,082,304</b>	Reserves for Receivables	<b>211,825.43</b>
<b>RESERVE FOR UNCOLLECTED TAXES</b>	<b>428,905.81</b>	State Equalized Valuation	<b>814,602,130</b>	Surplus	<b>5,908,042.45</b>
<b>EXPENDITURES TOTAL</b>	<b>21,917,896.16</b>	State Equalization Ratio	<b>100.44</b>	Total	<b>7,534,046.64</b>

0253

Population 1990 9,410  
 Population 1994 9,660  
 S & P Rating  
 Moody Rating A1

General Tax Rate Per \$100 3.49  
 State Equalized Tax Rate 2.19

**RIVER VALE TOWNSHIP - BERGEN COUNTY**  
 Form of Government:  
**Mayor-Council Plan E (OMCL 50)**  
 Number of Members on Governing Body - 5

PER CAPITA:  
 Gross Debt 180.68  
 Net Debt 180.68  
 Debt Service 73.23  
 Total Tax Levy 2,106.56  
 Municipal Expenditures 684.38

PER CENT:  
 Gross Debt .19  
 Net Debt .19  
 Tax Levy Collected 98.53  
 Tax Levy Cancelled, Abated or Adjusted .29

EXPENDITURES-CURRENT YEAR		REVENUES REALIZED-CURRENT YEAR		PROPERTY TAXES-CURRENT YEAR	
<b>GENERAL GOVERNMENT</b>		<b>REVENUES REALIZED-CURRENT YEAR</b>		<b>STATE EQUALIZED TAX RATE</b>	
Governing Body & Public Boards	9,500.00	Property Taxes Collected	20,056,312.72	Local District School Taxes	.94
Municipal Clerk	90,558.00	Payments in Lieu of Taxes		Regional & Consolidated School Tax	.48
Financial Administration	110,617.00	Delinquent Tax & Lien Collections	161,769.99	School Taxes in Municipal Budget	
Assessment of Taxes		Business Personality Replacement Taxes	62,066.88	County Taxes	.29 *
Collection of Taxes	29,777.00	Taxes from Public Utilities	642,989.00	County Library Taxes	
Planning, Housing & Development	5,140.00	Other Miscellaneous Tax Revenues		Local Municipal Purpose Taxes	.48
Human Resources	147,116.00	State Aid Revenues	446,414.58	Veteran & Senior Citizen Taxes	
Elections		Federal Aid Revenues		Total Taxes for Rate Computation	2.19
General Administration (other)	467,392.00			Special District Taxes	
<b>JUDICIARY</b>				Bank Corp. Taxes	
Municipal Courts	33,346.63	Sale of Acquired Property		Added and Omitted Taxes	134,074.28
<b>PUBLIC SAFETY</b>		Other Miscellaneous Revenues	503,565.36	Total Taxes Levied - ABSTRACT	20,349,333.28
Fire Protection	224,794.00	Total	21,873,118.53	Total Taxes Billed	20,354,982.26
Police Protection	1,493,843.04	Prior Years Surplus Appropriated	510,000.00	<b>TAXES COLLECTED</b>	20,056,312.72
Civil Defense & Disaster Control		<b>REVENUES TOTAL</b>	22,383,118.53	Taxes Cancelled, Abated or Adjusted	59,118.61
Environmental Inspection & Control	66,330.00	Reserve For Uncollected Taxes	512,806.31	Transfer to Tax Title Liens or Foreclosed	27.92
Other Public Safety		<b>CAPITAL OUTLAY TOTAL</b>	112,340.31	Ending Balance	239,523.01
<b>PUBLIC WORKS</b>				<b>PRIOR YEARS TAXES OUTSTANDING</b>	
Streets and Drainage	142,700.00	Public Enterprises		Beginning Balance	171,054.67
Sewers and Sewage Processing	598,904.00	Recreation-Culture		Collected	161,976.15
Garbage and Trash Disposal		Public Works	30,156.25	Cancelled, Abated or Adjusted	
Public Buildings and Grounds	111,100.00	Buildings and Grounds	82,184.06	Transfers to Tax Title Liens or Foreclosed	
Other Public Works	580,554.00	Library and Education		Ending Balance	9,078.52
<b>HEALTH and WELFARE</b>		Conservation		<b>TAX TITLE LIENS OUTSTANDING</b>	
Health Services Except Environmental	54,181.00	All Other		Beginning Balance	323.31
Welfare-Public Assistance	9,350.00			Transfer From Taxes	27.92
Hospital, Clinics, First Aid		<b>CAPITAL DEBT AUTHORIZED, ENDING BALANCE</b>		Redeemed	
Animal, Insect, & Rodent Control	2,000.00	<b>ISSUED AND UNISSUED</b>		Cancelled, Abated or Adjusted	
Other Welfare Services		School		Transfers to Foreclosed Property	
<b>RECREATION and CONSERVATION</b>		Self-Liquidating		Ending Balance	351.23
Beeches and Boardwalks		Other	1,745,350	<b>PROPERTY ACQUIRED BY DEED OR FORECLOSURE</b>	
Perks, Playgrounds, Shede Trees		Total	1,745,350	Beginning Balance	299,300.00
Land Reclamation & Conservation	156,382.08	<b>ISSUED AND OUTSTANDING</b>		Transfers From Taxes or Liens	
Other Recreational Services	48,650.00	School		Sale for Cash	
<b>EDUCATION (excluding schools)</b>		Self-Liquidating		Cancelled, Abated or Adjusted	
Libraries	335,000.00	Other	1,702,600.00	Ending Balance	299,300.00
Other Educational Services		Total	1,702,600.00	<b>CURRENT FINANCES ENDING BALANCE</b>	
<b>STATUTORY EXPENDITURES</b>		<b>EQUALIZED VALUATION BASIS FOR NET DEBT COMPUTATION</b>	906,592,636	<b>ASSETS</b>	
Pensions & F. I. C. A.	344,000.00	<b>REAL PROPERTY VALUATIONS</b>		Cash	2,590,856.13
Employee Fringe Benefits	290,003.00	<b>Code Class # of Percels % VAL'N ASSESSED VALUATION</b>		Taxes Receivable	248,601.53
Other Statutory Expenditures		1 Vacant Land 129 1.10 6,344,329.00		Tax Title Liens	351.23
<b>MUNICIPAL FUNCTIONS TOTAL</b>	5,351,234.75	2 Residential 3105 91.68 530,467,284.00		Foreclosed Property	299,300.00
<b>CAPITAL IMPROVEMENTS *MEMO*</b>	5,000.00	3 Farm 1 .06 365,000.00		Emergencies & Other Deferred Charges	155,000.00
<b>DEBT SERVICE</b>		4e Commercial 49 6.41 37,076,440.00		State and Federal Aid Receivable	
Principal Payments	611,900.00	4b Industrial		Other Receivables	104,995.03
Interest Payments	95,518.45	4c Apartments 3 .75 4,353,900.00		Total	3,399,103.92
<b>DEFERRED CHARGES</b>	39,665.87	Total 3287 578,606,953.00		<b>LIABILITIES, RESERVES, AND SURPLUS</b>	
SCHOOL, COUNTY, SPECIAL DISTRICT TAXES	15,746,485.06	Land Area 4.20 Sq. Miles		Cash Liabilities	1,686,414.02
RESERVE FOR UNCOLLECTED TAXES	512,806.31	Net Valuation Taxable-Municipal	579,395,642	Reserves for Receivables	653,247.79
<b>EXPENDITURES TOTAL</b>	22,357,610.44	Net Valuation Taxable-County	920,357,124	Surplus	1,059,442.11
		State Equalized Valuation	922,137,340	Total	3,399,103.92
		State Equalization Ratio	62.80		

\*Includes County Health Service Taxes or County Open Specie Tax. See Table 13.

1433

Population 1990 2,370  
 Population 1994 2,405  
 S & P Rating  
 Moody Rating

General Tax Rate Par \$100. 1.97  
 State Equalized Tax Rate 2.01

**RIVERDALE BOROUGH - MORRIS COUNTY**  
 Form of Government:  
**Borough Council**  
 Number of Members on Governing Body - 6

PER CAPITA:  
 Gross Debt 439.25  
 Net Debt 228.91  
 Debt Service 3.82  
 Total Tax Levy 2,126.03  
 Municipal Expenditures 1,090.09

PER CENT:  
 Gross Debt .43  
 Net Debt .22  
 Tax Levy Collected 97.35  
 Tax Levy Cancelled, Abated or Adjusted

EXPENDITURES-CURRENT YEAR		REVENUES REALIZED-CURRENT YEAR		PROPERTY TAXES-CURRENT YEAR	
<b>GENERAL GOVERNMENT</b>		<b>REVENUES REALIZED-CURRENT YEAR</b>		<b>PROPERTY TAXES-CURRENT YEAR</b>	
Governing Body & Public Boards		Property Taxes Collected	4,978,900.44	STATE EQUALIZED TAX RATE	1.03
Municipal Clerk		Payments in Lieu of Taxes		Local District School Taxes	2,606,845.00
Finance Administration	31,350.00	Delinquent Tax & Lien Collections	169,585.83	Regional & Consolidated School Tax	
Assessment of Taxes	67,250.00	Business Personalty Replacement Taxes	78,425.00	School Taxes in Municipal Budget	
Collection of Taxes	36,400.00	Taxes from Public Utilities	327,946.00	County Taxes	.31 *
Planning, Housing & Development	22,450.00	Other Miscellaneous Tax Revenues		County Library Taxes	792,627.43
Human Resources	17,785.19	State Aid Revenues	145,018.80	Local Municipal Purpose Taxes	.67
Elections		Federal Aid Revenues		Veteran & Senior Citizen Taxes	24,450.00
General Administration (other)	374,825.00			Total Taxes for Rate Computation	2.01
<b>JUDICIARY</b>				Special District Taxes	
Municipal Courts	48,600.00	Sale of Acquired Property		Bank Corp. Taxes	
<b>PUBLIC SAFETY</b>		Other Miscellaneous Revenues	188,509.37	Added and Omitted Taxes	20,182.74
Fire Protection	37,001.60			Total Taxes Levied - ABSTRACT	5,113,110.55
Police Protection	734,934.69	Prior Years Surplus Appropriated	247,163.00	Total Taxes Billed	5,114,271.37
Civil Defense & Disaster Control	3,500.00	REVENUES TOTAL	6,135,548.44	TAXES COLLECTED	4,978,900.44
Environmental Inspection & Control	30,650.00	Reserve For Uncollected Taxes	410,676.43	Taxes Cancelled, Abated or Adjusted	
Other Public Safety				Transfer to Tax Title Liens or Foreclosed	19,621.20
<b>PUBLIC WORKS</b>		<b>CAPITAL OUTLAY TOTAL</b>	<b>63,590.44</b>	Ending Balance	115,749.73
Streets and Drainage	149,058.20	Public Enterprises		<b>PRIOR YEARS TAXES OUTSTANDING</b>	
Sewers and Sewage Processing		Recreation-Culture		Beginning Balance	146,700.93
Garbage and Trash Disposal	150,000.00	Public Works	41,261.05	Collected	146,700.93
Public Buildings and Grounds	16,001.00	Buildings and Grounds	22,329.39	Cancelled, Abated or Adjusted	
Other Public Works	20,000.00	Library and Education		Transfers to Tax Title Liens or Foreclosed	
<b>HEALTH and WELFARE</b>		Conservation		Ending Balance	
Health Services Except Environmental	50,426.00	All Other		<b>TAX TITLE LIENS OUTSTANDING</b>	
Welfare-Public Assistance	12,000.00			Beginning Balance	94,986.49
Hospital, Clinics, First Aid	350.00	<b>CAPITAL DEBT AUTHORIZED, ENDING BALANCE</b>		Transfer From Taxes	19,621.20
Animal, Insect, & Rodent Control		<b>ISSUED AND UNISSUED</b>		Redeemed	22,884.90
Other Welfare Services		<b>GROSS DEBT</b>		Cancelled, Abated or Adjusted	
<b>RECREATION and CONSERVATION</b>		School	305,000	Transfers to Foreclosed Property	
Beeches and Boardwalks		Self-Liquidating	209,500	Ending Balance	91,722.79
Parks, Playgrounds, Shady Trails	8,050.00	Other	541,900	<b>PROPERTY ACQUIRED BY DEED OR FORECLOSURE</b>	
Land Reclamation & Conservation		Total	1,056,400	Beginning Balance	
Other Recreational Services	3,000.00	<b>ISSUED AND OUTSTANDING</b>		Transfers From Taxes or Liens	
<b>EDUCATION (excluding schools)</b>		School	305,000.00	Sale for Cash	
Libraries	21,900.00	Self-Liquidating	28,500.00	Cancelled, Abated or Adjusted	
Other Educational Services		Other	175,900.00	Ending Balance	
<b>STATUTORY EXPENDITURES</b>		Total	509,400.00	<b>CURRENT FINANCES ENDING BALANCE</b>	
Pensions & F. I. C. A.	113,679.00	<b>EQUALIZED VALUATION BASIS</b>		<b>ASSETS</b>	
Employers Fringe Benefits	171,308.35	<b>FOR NET DEBT COMPUTATION</b>	245,184,947	Cash	934,983.93
Other Statutory Expenditures	1,000.00	<b>REAL PROPERTY VALUATIONS</b>		Texas Receivable	115,749.73
<b>MUNICIPAL FUNCTIONS</b>		<b>Code Class # of Parcels % VAL'N</b>		Tax Title Liens	91,722.79
<b>CAPITAL IMPROVEMENTS</b>		1 Vacant Land 110 8.17	20,128,600.00	Foreclosed Property	
<b>DEBT SERVICE</b>		2 Residential 742 51.87	127,833,800.00	Emergencies & Other Deferred Charges	20,000.00
Principal Payments	5,000.00	3 Farm		State and Federal Aid Receivable	
Interest Payments	4,175.63	4a Commercial 98 26.28	64,771,100.00	Other Receivables	26,764.42
<b>DEFERRED CHARGES</b>		4b Industrial 27 13.53	33,480,600.00	Total	1,189,220.87
SCHOOL, COUNTY, SPECIAL DISTRICT TAXES	80,300.00	4c Apartments 1 .10	239,700.00	<b>LIABILITIES, RESERVES, AND SURPLUS</b>	
RESERVE FOR UNCOLLECTED TAXES	3,399,472.43	Total 978	246,453,800.00	Cash Liabilities	283,821.13
EXPENDITURES TOTAL	6,021,143.52	Land Area 1.87 Sq. Miles		Reserves for Receivables	216,477.21
		Net Valuation Taxable-Municipal	258,583,179	Surplus	688,922.53
		Net Valuation Taxable-County	259,625,339	Total	1,189,220.87
		State Equalized Valuation	253,443,195		
		State Equalization Ratio	102.13		

\*Includes County Health Service Taxes or County Open Space Tax. See Table 13.

0330

Population 1990 7,974  
 Population 1994 7,899  
 S & P Rating  
 Moody Rating AAA

General Tax Rate Per \$100. 2.36  
 State Equalized Tax Rate 2.31

**RIVERSIDE TOWNSHIP - BURLINGTON CO.**  
 Form of Government:  
**Township Committee**  
 Number of Members on Governing Body - 5

PER CAPITA: PER CENT:  
 Gross Debt 745.47 Gross Debt 2.18  
 Net Debt 736.59 Net Debt 2.15  
 Debt Service 60.28 Tax Levy Collected 93.70  
 Total Tax Levy 828.58 Tax Levy Cancelled, Abated  
 Municipal Expenditures 443.09 or Adjusted .03

EXPENDITURES-CURRENT YEAR		REVENUES REALIZED-CURRENT YEAR			PROPERTY TAXES-CURRENT YEAR	
<b>GENERAL GOVERNMENT</b>		<b>Property Taxes Collected</b> 6,134,806.44			<b>STATE EQUALIZED TAX RATE</b> 1.32 3,576,674.00	
Governing Body & Public Boards		Payments in Lieu of Taxes		Local District School Taxes		
Municipal Clerk		Delinquent Tax & Lien Collections	264,596.42	Regional & Consolidated School Tax		
Financial Administration	67,119.00	Business Personality Replacement Taxes	177,822.96	School Taxes in Municipal Budget		
Assessment of Taxes	19,010.00	Taxes from Public Utilities	471,714.00	County Taxes	.52 *	1,419,987.76
Collection of Taxes	35,679.00	Other Miscellaneous Tax Revenues		County Library Taxes	.03	94,543.66
Planning, Housing & Development	4,249.00	State Aid Revenues	423,727.91	Local Municipal Purpose Taxes	.43	1,160,500.00
Human Resources	77,845.00	Federal Aid Revenues		Veteran & Senior Citizen Taxes		127,200.00
Elections				Total Taxes for Rate Computation	2.30	6,378,905.42
General Administration (other)	343,868.00			Special District Taxes		285,100.00
<b>JUDICIARY</b>		Sale of Acquired Property		Bank Corp. Taxes		
Municipal Courts	86,858.39	Other Miscellaneous Revenues	538,526.37	Added and Omitted Taxes		8,115.30
<b>PUBLIC SAFETY</b>		Total	8,011,194.10	Total Taxes Levied - ABSTRACT		6,544,920.72
Fire Protection	1,000.00	Prior Years Surplus Appropriated	700,000.00	Total Taxes Billed		6,547,596.52
Police Protection	807,495.25	<b>REVENUES</b>	8,711,194.10	<b>TAXES COLLECTED</b>		6,134,806.44
Civil Defense & Disaster Control	500.00	Reserve For Uncollected Taxes	379,300.00	Taxes Cancelled, Abated or Adjusted		1,644.21
Environmental Inspection & Control	40,000.00	<b>CAPITAL OUTLAY</b>	355,823.63	Transfer to Tax Title Liens or Foreclosed		
Other Public Safety		<b>TOTAL</b>	355,823.63	Ending Balance		411,145.87
<b>PUBLIC WORKS</b>		Public Enterprises		<b>PRIOR YEARS TAXES OUTSTANDING</b>		
Streets and Drainage	346,595.49	Recreation-Culture		Beginning Balance		378,624.93
Sewers and Sewage Processing		Public Works	9,909.29	Collected		262,108.27
Garbage and Trash Disposal	314,222.00	Buildings and Grounds	345,914.34	Cancelled, Abated or Adjusted		
Public Buildings and Grounds	48,000.00	Library and Education		Transfers to Tax Title Liens or Foreclosed		
Other Public Works		Conservation		Ending Balance		116,516.66
<b>HEALTH and WELFARE</b>		All Other		<b>TAX TITLE LIENS OUTSTANDING</b>		
Health Services Except Environmental	4,724.00			Beginning Balance		11,345.61
Welfare-Public Assistance	10,577.00	<b>CAPITAL DEBT AUTHORIZED, ENDING BALANCE</b>		Transfer From Taxes		
Hospital, Clinics, First Aid		<b>ISSUED AND UNISSUED</b>		Redeemed		2,488.15
Animal, Insect, & Rodent Control	9,000.00	School		Cancelled, Abated or Adjusted		
Other Welfare Services		Self-Liquidating		Transfers to Foreclosed Property		
<b>RECREATION and CONSERVATION</b>		Other	5,888,487	Ending Balance		8,857.46
Beeches and Boardwalks		Total	5,888,487	<b>PROPERTY ACQUIRED BY DEED OR</b>		
Perks, Playgrounds, Shade Trees	15,600.00			<b>FORECLOSURE</b>		
Land Reclamation & Conservation	2,196.50	<b>ISSUED AND OUTSTANDING</b>		Beginning Balance		12,630.00
Other Recreational Services	5,350.00	School		Transfers From Taxes or Liens		
<b>EDUCATION (excluding schools)</b>		Self-Liquidating		Settled for Cash		
Libraries	15,000.00	Other	5,206,357.24	Cancelled, Abated or Adjusted		
Other Educational Services		Total	5,206,357.24	Ending Balance		12,630.00
<b>STATUTORY EXPENDITURES</b>		<b>EQUALIZED VALUATION BASIS</b>		<b>CURRENT FINANCES ENDING BALANCE</b>		
Pensions & F. I. C. A.	104,191.00	<b>FOR NET DEBT COMPUTATION</b>	270,296.381	<b>ASSETS</b>		
Employee Fringe Benefits	231,058.00	<b>REAL PROPERTY VALUATIONS</b>		Cash		1,228,725.12
Other Statutory Expenditures	7,250.00	<b>Code Class # of Parcels % VAL'N ASSESSED VALUATION</b>		Taxes Receivable		527,662.53
<b>MUNICIPAL FUNCTIONS</b>		1 Vacant Land 122 1.47 3,850,800.00		Tax Title Liens		8,857.46
<b>CAPITAL IMPROVEMENTS</b>		2 Residential 2425 83.39 218,085,525.00		Foreclosed Property		12,630.00
<b>DEBT SERVICE</b>		3 Farm 20,419,400.00		Emergencies & Other Deferred Charges		
Principal Payments	286,100.00	4a Commercial 151 7.81 12,706,150.00		State and Federal Aid Receivable		
Interest Payments	190,026.24	4b Industrial 22 4.86 6,466,800.00		Other Receivables		15,893.68
<b>DEFERRED CHARGES</b>		4c Apartments 16 2.47 261,528,675.00		Total		1,793,768.79
SCHOOL, COUNTY, SPECIAL DISTRICT TAXES	47,120.00	Total Land Area 1.54 Sq Miles		<b>LIABILITIES, RESERVES, AND SURPLUS</b>		
RESERVE FOR UNCOLLECTED TAXES	5,376,305.42	Net Valuation Taxable-Municipal	265,185,772	Cash Liabilities		660,139.24
<b>EXPENDITURES</b>		Net Valuation Taxable-County	282,269,425	Reserves for Receivables		565,043.67
TOTAL	8,876,239.29	State Equalized Valuation	271,260,366	Surplus		568,585.88
		State Equalization Ratio	97.73	Total		1,793,768.79

\*Includes County Health Service Taxes or County Open Space Tax. See Table 13.

0331

Population 1990 2,775  
 Population 1994 2,708  
 S & P Rating AAA  
 Moody Rating 3AA1

General Tax Rate Per \$100. 2.94  
 State Equalized Tax Rate 2.66

**RIVERTON BOROUGH - BURLINGTON CO.**  
 Form of Government:  
**Borough Council**  
 Number of Members on Governing Body - 6

PER CAPITA:  
 Gross Debt 435.01  
 Net Debt 435.01  
 Debt Service 92.65  
 Total Tax Levy 1,419.37  
 Municipal Expenditures 685.08

PER CENT:  
 Gross Debt .82  
 Net Debt .82  
 Tax Levy Collected 97.39  
 Tax Levy Cancelled, Abated or Adjusted .14

EXPENDITURES-CURRENT YEAR		REVENUES REALIZED-CURRENT YEAR			PROPERTY TAXES-CURRENT YEAR	
<b>GENERAL GOVERNMENT</b>		<b>REVENUES REALIZED-CURRENT YEAR</b>			<b>STATE EQUALIZED TAX RATE</b>	
Governing Body & Public Boards		Property Taxes Collected		Local District School Taxes	1.52	2,194,416.00
Municipal Clerk		Payments In Lieu of Taxes		Regional & Consolidated School Tax		
Financial Administration	47,420.00	Delinquent Tax & Lien Collections	62,084.80	School Taxes in Municipal Budget		
Assessment of Taxes	6,233.00	Business Personalty Replacement Taxes	15,291.92	County Taxes	.52 *	749,439.47
Collection of Taxes	17,980.00	Taxes from Public Utilities	152,387.00	County Library Taxes	.03	48,941.60
Planning, Housing & Development	7,900.00	Other Miscellaneous Tax Revenues		Local Municipal Purpose Taxes	.58	841,873.20
Human Resources	56,416.00	State Aid Revenues	198,159.86	Veteran & Senior Citizen Taxes		26,150.00
Elections		Federal Aid Revenues		Total Taxes for Rate Computation	2.65	3,860,820.27
General Administration (other)	183,350.00			Special District Taxes		
<b>JUDICIARY</b>		Sale of Acquired Property	7,000.00	Bank Corp. Taxes		
Municipal Courts	21,000.00	Other Miscellaneous Revenues	346,307.31	Added and Omitted Taxes		8,991.44
<b>PUBLIC SAFETY</b>				Total Taxes Levied - ABSTRACT		3,843,661.71
Fire Protection	64,154.00			Total Taxes Billed		3,845,860.43
Police Protection	341,557.92	Prior Years Surplus Appropriated	400,000.00	<b>TAXES COLLECTED</b>		<b>3,745,343.33</b>
Civil Defense & Disaster Control	750.00	<b>REVENUES TOTAL</b>	<b>4,926,574.22</b>	Taxes Cancelled, Abated or Adjusted		5,326.32
Environmental Inspection & Control	20,270.00	Reserve For Uncollected Taxes	117,566.20	Transfer to Tax Title Liens or Foreclosed		4,834.30
Other Public Safety		<b>CAPITAL OUTLAY TOTAL</b>	<b>130,144.01</b>	Ending Balance		90,356.48
<b>PUBLIC WORKS</b>				<b>PRIOR YEARS TAXES OUTSTANDING</b>		
Streets and Drainage	188,648.67	Public Enterprises		Beginning Balance		67,501.40
Sewers and Sewage Processing	116,148.00	Recreation-Culture		Collected		62,084.80
Garbage and Trash Disposal	207,350.00	Public Works	130,144.01	Cancelled, Abated or Adjusted		725.50
Public Buildings and Grounds	2,000.00	Buildings and Grounds		Transfers to Tax Title Liens or Foreclosed		4,691.10
Other Public Works	13,000.00	Library and Education		Ending Balance		
<b>HEALTH and WELFARE</b>		Conservation		<b>TAX TITLE LIENS OUTSTANDING</b>		
Health Services Except Environmental	2,315.00	All Other		Beginning Balance		
Welfare-Public Assistance	930.00			Transfer From Taxes		10,610.35
Hospital, Clinics, First Aid		<b>CAPITAL DEBT AUTHORIZED, ENDING BALANCE</b>		Redeemed		
Animal, Insect, & Rodent Control		<b>ISSUED AND UNISSUED</b>		Cancelled, Abated or Adjusted		
Other Welfare Services		School		Transfers to Foreclosed Property		
<b>RECREATION and CONSERVATION</b>		Self-Liquidating		Ending Balance		10,610.35
Beeches and Boardwalks		Other	1,178,000	<b>PROPERTY ACQUIRED BY DEED OR FORECLOSURE</b>		
Perks, Playgrounds, Shade Trees	33,550.00	Total	1,178,000	Beginning Balance		9,025.00
Land Reclamation & Conservation	3,121.36	<b>ISSUED AND OUTSTANDING</b>		Transfers From Taxes or Liens		
Other Recreational Services	19,457.91	School		Sale for Cash		7,000.00
<b>EDUCATION (excluding schools)</b>		Self-Liquidating		Cancelled, Abated or Adjusted		
Libraries	7,000.00	Other	1,178,000.00	Ending Balance		2,025.00
Other Educational Services		Total	1,178,000.00	<b>CURRENT FINANCES ENDING BALANCE</b>		
<b>STATUTORY EXPENDITURES</b>		<b>EQUALIZED VALUATION BASIS FOR NET DEBT COMPUTATION</b>		<b>ASSETS</b>		
Pensions & F. I. C. A.	58,537.10		143,567,055	Cash		1,214,177.19
Employee Fringe Benefits	66,150.00	<b>REAL PROPERTY VALUATIONS</b>		Taxes Receivable		90,356.48
Other Statutory Expenditures		Code Class # of Parcels % VAL'N		Tax Title Liens		10,610.35
<b>MUNICIPAL FUNCTIONS TOTAL</b>	<b>1,485,238.96</b>	1 Vacant Land 32 1.05		Foreclosed Property		2,025.00
<b>CAPITAL IMPROVEMENTS *MEMO*</b>		2 Residential 873 89.60		Emergencies & Other Deferred Charges		
<b>DEBT SERVICE</b>		3 Farm		State and Federal Aid Receivable		43,936.00
Principal Payments	164,000.00	4a Commercial 47 6.14		Other Receivables		44,568.77
Interest Payments	86,886.00	4b Industrial 1 .82		Total		1,405,673.78
		4c Apartments 11 2.38		<b>LIABILITIES, RESERVES, AND SURPLUS</b>		
<b>DEFERRED CHARGES</b>	<b>1,500.00</b>	Total	964	Cash Liabilities		684,366.24
SCHOOL, COUNTY, SPECIAL DISTRICT TAXES	2,992,797.07	Land Area .70 Sq. Miles		Reserves for Receivables		147,560.60
RESERVE FOR UNCOLLECTED TAXES	117,566.20	Net Valuation Taxable-Municipal	130,590,479	Surplus		573,746.94
<b>EXPENDITURES TOTAL</b>	<b>4,847,988.23</b>	Net Valuation Taxable-County	146,119,990	Total		1,405,673.78
		State Equalized Valuation	144,480,038			
		State Equalization Ratio	90.36			

\*Includes County Health Service Taxes or County Open Space Tax. See Table 13.

0254

Population 1990 5,587  
 Population 1994 5,644  
 S & P Rating AAA  
 Moody Rating AAA

General Tax Rate Per \$100. 2.17  
 State Equalized Tax Rate 1.76

ROCHELLE PARK TOWNSHIP - BERGEN CO.

Form of Government:  
 Township Committee

Number of Members on Governing Body - 5

PER CAPITA:

Gross Debt 921.62  
 Net Debt 921.62  
 Debt Service 55.99  
 Total Tax Levy 1,765.72  
 Municipal Expenditures 1,035.48

PER CENT:

Gross Debt 1.00  
 Net Debt 1.00  
 Tax Levy Collected 97.75  
 Tax Levy Cancelled, Abated or Adjusted

EXPENDITURES-CURRENT YEAR		REVENUES REALIZED-CURRENT YEAR		PROPERTY TAXES-CURRENT YEAR	
<b>GENERAL GOVERNMENT</b>				<b>STATE EQUALIZED TAX RATE</b>	
Governing Body & Public Boards		Property Taxes Collected	9,751,019.60	Local District School Taxes	.82 4,631,415.00
Municipal Clerk	85,336.04	Payments In Lieu of Taxes		Regional & Consolidated School Tax	
Financial Administration	110,500.00	Delinquent Tax & Lien Collections	91,566.02	School Taxes in Municipal Budget	
Assessment of Taxes	46,371.00	Business Personalty Replacement Taxes	94,641.56	County Taxes	.24 * 1,341,671.02
Collection of Taxes	41,182.96	Taxes from Public Utilities	384,772.00	County Library Taxes	
Planning, Housing & Development	76,209.41	Other Miscellaneous Tax Revenues		Local Municipal Purpose Taxes	.70 3,990,757.53
Human Resources	93,905.00	State Aid Revenues	337,783.51	Veteran & Senior Citizen Taxes	87,200.00
Elections		Federal Aid Revenues		Total Taxes for Rate Computation	1.76 10,050,843.55
General Administration (other)	657,583.56			Special District Taxes	
<b>JUDICIARY</b>		Sale of Acquired Property		Bank Corp. Taxes	
Municipal Courts	113,270.65	Other Miscellaneous Revenues	552,098.54	Added and Omitted Taxes	2,101.85
<b>PUBLIC SAFETY</b>		Total	11,211,881.23	Total Taxes Levied - ABSTRACT	9,965,745.40
Fire Protection	141,103.74	Prior Years Surplus Appropriated	550,000.00	Total Taxes Billed	9,975,195.00
Police Protection	1,593,779.59	<b>REVENUES TOTAL</b>	<b>11,761,881.23</b>	<b>TAXES COLLECTED</b>	<b>9,751,019.60</b>
Civil Defense & Disaster Control	1,700.00	Reserve For Uncollected Taxes	406,827.38	Taxes Cancelled, Abated or Adjusted	
Environmental Inspection & Control	91,345.00			Transfer to Tax Title Liens or Foreclosed	
Other Public Safety		<b>CAPITAL OUTLAY TOTAL</b>	<b>2,008,375.73</b>	Ending Balance	224,165.40
<b>PUBLIC WORKS</b>				<b>PRIOR YEARS TAXES OUTSTANDING</b>	
Streets and Drains	75,431.30	Public Enterprises		Beginning Balance	127,436.32
Sewers and Sewage Processing	633,297.78	Recreation-Culture	86,711.64	Collected	91,566.02
Garbage and Trash Disposal	360,500.00	Public Works	235,662.38	Cancelled, Abated or Adjusted	
Public Buildings and Grounds	173,655.00	Buildings and Grounds	1,630,093.06	Transfers to Tax Title Liens or Foreclosed	
Other Public Works	294,992.68	Library and Education	55,908.65	Ending Balance	35,870.30
<b>HEALTH and WELFARE</b>		Conservation		<b>TAX TITLE LIENS OUTSTANDING</b>	
Health Services Except Environmental	58,668.00	All Other		Beginning Balance	
Welfare-Public Assistance	8,800.00			Transfer From Taxes	
Hospital, Clinics, First Aid		<b>CAPITAL DEBT AUTHORIZED, ENDING BALANCE</b>		Redeemed	
Animal, Insect, & Rodent Control	400.00	<b>ISSUED AND UNISSUED</b>		Cancelled, Abated or Adjusted	
Other Welfare Services		School		Transfers to Foreclosed Property	
<b>RECREATION and CONSERVATION</b>		Self-Liquidating		Ending Balance	
Beeches and Boardwalks		Other	5,201,644	<b>PROPERTY ACQUIRED BY DEED OR FORECLOSURE</b>	
Perks, Playgrounds, Shade Trees		Total	5,201,644	Beginning Balance	5,850.00
Land Reclamation & Conservation	40,214.31	<b>ISSUED AND OUTSTANDING</b>		Transfers From Taxes or Liens	
Other Recreational Services	26,352.00	School		Sale for Cash	
<b>EDUCATION (excluding schools)</b>		Self-Liquidating		Cancelled, Abated or Adjusted	
Libraries	62,000.00	Other	4,710,500.00	Ending Balance	5,850.00
Other Educational Services		Total	4,710,500.00	<b>CURRENT FINANCES ENDING BALANCE</b>	
<b>STATUTORY EXPENDITURES</b>		<b>EQUALIZED VALUATION BASIS FOR NET DEBT COMPUTATION</b>	<b>522,281,840</b>	<b>ASSETS</b>	
Pensions & F. I. C. A.	255,245.00	<b>REAL PROPERTY VALUATIONS</b>		Cash	2,743,607.00
Employee Fringe Benefits		Code Class # of Parcels % VAL'N	<b>ASSESSED VALUATION</b>	Taxes Receivable	260,036.00
Other Statutory Expenditures		1 Vacant Land 69 1.68	7,194,500.00	Tax Title Liens	
<b>MUNICIPAL FUNCTIONS</b>	<b>TOTAL</b>	2 Residential 1724 55.48	237,714,050.00	Foreclosed Property	5,850.00
<b>CAPITAL IMPROVEMENTS</b>	<b>* MEMO *</b>	3 Farm		Emergencies & Other Deferred Charges	140,000.00
<b>DEBT SERVICE</b>		4a Commercial 114 33.01	141,435,500.00	State and Federal Aid Receivable	
Principal Payments	178,500.00	4b Industrial 31 7.91	33,907,550.00	Other Receivables	275.00
Interest Payments	137,481.85	4c Apartments 3 1.92	8,234,600.00	Total	3,149,768.00
		Total 1941	428,486,200.00	<b>LIABILITIES, RESERVES, AND SURPLUS</b>	
<b>DEFERRED CHARGES</b>		Land Area 1.10 Sq. Miles		Cash Liabilities	1,953,663.00
SCHOOL, COUNTY, SPECIAL DISTRICT TAXES	79,590.32	Net Valuation Taxable-Municipal	459,589,085	Reserves for Receivables	266,161.00
RESERVE FOR UNCOLLECTED TAXES	5,972,886.02	Net Valuation Taxable-County	464,631,764	Surplus	929,944.00
<b>EXPENDITURES</b>	<b>TOTAL</b>	State Equalized Valuation	559,055,325	Total	3,149,768.00
		State Equalization Ratio	81.16		

\*Includes County Health Service Taxes or County Open Space Tax. See Table 13.

1434

Population 1990 6,243  
 Population 1994 6,342  
 S & P Rating  
 Moody Rating A

General Tax Rate Per \$100. 2.39  
 State Equalized Tax Rate 2.45

**ROCKAWAY BOROUGH - MORRIS COUNTY**

Form of Government:

**Borough Council**

Number of Members on Governing Body - 6

PER CAPITA:

Gross Debt 461.07  
 Net Debt 363.19  
 Debt Service 59.38  
 Total Tax Levy 1,644.53  
 Municipal Expenditures 714.73

PER CENT:

Gross Debt .69  
 Net Debt .54  
 Tax Levy Collected 96.82  
 Tax Levy Cancelled, Abated or Adjusted .15

EXPENDITURES-CURRENT YEAR		REVENUES REALIZED-CURRENT YEAR			PROPERTY TAXES-CURRENT YEAR	
<b>GENERAL GOVERNMENT</b>					<b>STATE EQUALIZED TAX RATE</b>	
Governing Body & Public Boards		Property Taxes Collected	10,137,480.90	Local District School Taxes	.85	3,610,514.50
Municipal Clerk		Payments In Lieu of Taxes		Rajonel & Consolidated School Tax	.66	2,776,443.44
Financial Administration	74,553.70	Delinquent Tax & Lien Collections	357,706.89	School Taxes In Municipal Budget		
Assessment of Taxes	28,600.00	Business Personality Replacement Taxes	182,949.40	County Taxes	.32 *	1,337,402.22
Collection of Taxes	29,600.00	Taxes from Public Utilities	336,940.00	County Library Taxes		
Planning, Housing & Development	17,460.00	Other Miscellaneous Tax Revenues	357,517.04	Local Municipal Purpose Taxes	.62	2,637,405.36
Human Resources	88,517.74	State Aid Revenues		Veteran & Senior Citizen Taxes		55,550.00
Elections		Federal Aid Revenues		Total Taxes for Rate Computation	2.45	10,417,315.52
General Administration (other)	380,200.00			Special District Taxes		
<b>JUDICIARY</b>		Sale of Acquired Property		Bank Corp. Taxes		
Municipal Courts	48,750.00	Other Miscellaneous Revenues	423,911.36	Added and Omitted Taxes		67,825.01
<b>PUBLIC SAFETY</b>				Total Taxes Levied - ABSTRACT		10,429,590.53
Fire Protection	82,043.60	Total	11,796,505.59	Total Taxes Billad		10,470,394.87
Police Protection	846,341.51	Prior Years Surplus Appropriated	573,000.00	<b>TAXES COLLECTED</b>		10,137,480.90
Civil Defense & Disaster Control	500.00	<b>REVENUES TOTAL</b>	12,369,505.59	Taxes Cancelled, Abated or Adjusted		15,290.05
Environmental Inspection & Control	57,800.00	Reserve For Uncollected Taxes	623,244.32	Transfer to Tax Title Liens or Foreclosed		68,277.40
Other Public Safety		<b>CAPITAL OUTLAY TOTAL</b>	106,776.17	Ending Balance		249,346.52
<b>PUBLIC WORKS</b>				<b>PRIOR YEARS TAXES OUTSTANDING</b>		
Streets and Drainage	312,884.62	Public Enterprises		Beginning Balance		286,227.21
Sewers and Sewage Processing	389,100.00	Recreation-Cultura	14,613.50	Collected		286,225.52
Garbage and Trash Disposal	405,000.00	Public Works	77,738.67	Cancelled, Abated or Adjusted		1.69
Public Buildings and Grounds	40,700.00	Buildings and Grounds	2,793.50	Transfers to Tax Title Liens or Foreclosed		
Other Public Works	59,900.00	Library and Education	11,630.50	Ending Balance		
<b>HEALTH and WELFARE</b>		Conservation		<b>TAX TITLE LIENS OUTSTANDING</b>		
Health Services Except Environmental	100,365.00	All Other		Beginning Balance		579,008.99
Welfare-Public Assistance	9,200.00			Transfer From Taxes		68,277.40
Hospital, Clinics, First Aid		<b>CAPITAL DEBT AUTHORIZED, ENDING BALANCE</b>		Redeemed		71,481.37
Animal, Insect, & Rodent Control		<b>ISSUED AND UNISSUED</b>		Cancelled, Abated or Adjusted		
Other Welfare Services		School	620,742	Transfers to Foreclosed Property		
<b>RECREATION and CONSERVATION</b>		Self-Liquidating	1,177,152	Ending Balance		575,805.02
Beaches and Boardwalks		Other	1,126,225	<b>PROPERTY ACQUIRED BY DEED OR FORECLOSURE</b>		
Parks, Playgrounds, Shady Trails	12,000.00	Total	2,924,120	Beginning Balance		64,800.00
Land Reclamation & Conservation	23,127.21	<b>ISSUED AND OUTSTANDING</b>		Transfers From Taxes or Liens		
Other Recreational Services	69,820.00	School	620,742.61	Sale for Cash		
<b>EDUCATION (excluding schools)</b>		Self-Liquidating	784,072.95	Cancelled, Abated or Adjusted		
Libraries	140,395.00	Other	996,725.00	Ending Balance		64,800.00
Other Educational Services		Total	2,401,540.56	<b>CURRENT FINANCES ENDING BALANCE</b>		
<b>STATUTORY EXPENDITURES</b>		<b>EQUALIZED VALUATION BASIS FOR NET DEBT COMPUTATION</b>	422,968,086	<b>ASSETS</b>		
Pensions & F. I. C. A.	136,216.00	<b>REAL PROPERTY VALUATIONS</b>		Cash		2,018,608.27
Employee Fringe Benefits	179,885.00	<b>Code Class # of Parcels % VAL'N ASSESSED VALUATION</b>		Taxes Receivable		249,346.52
Other Statutory Expenditures		1 Vacant Land 134 1.55 6,677,100.00		Tax Title Liens		575,805.02
<b>MUNICIPAL FUNCTIONS TOTAL</b>	3,532,959.38	2 Residential 1782 67.46 291,286,000.00		Foreclosed Property		64,800.00
<b>CAPITAL IMPROVEMENTS *MEMO*</b>		3 Farm		Emergencies & Other Deferred Charges		
<b>DEBT SERVICE</b>		4a Commercial 183 23.26 100,411,750.00		State and Federal Aid Receivable		3,639.35
Principal Payments	304,987.05	4b Industrial 11 4.08 17,619,900.00		Other Receivables		10,210.43
Interest Payments	71,614.75	4c Apartments 18 3.65 15,767,400.00		Total		2,922,409.59
<b>DEFERRED CHARGES</b>		Total 2128 431,762,150.00		<b>LIABILITIES, RESERVES, AND SURPLUS</b>		
SCHOOL, COUNTY, SPECIAL DISTRICT TAXES	7,724,360.16	Land Area 2.00 Sq. Miles		Cash Liabilities		481,663.95
RESERVE FOR UNCOLLECTED TAXES	623,244.32	Net Valuation Taxable-Municipal	433,440,411	Reserves for Receivables		900,161.97
<b>EXPENDITURES TOTAL</b>	12,257,165.66	Net Valuation Taxable-County	423,788,570	Surplus		1,540,583.67
		State Equalized Valuation	423,526,966	Total		2,922,409.59
		State Equalization Ratio	102.35			

\*Includes County Health Service Taxes or County Open Space Tax. See Table 13

1435

Population 1990 19,572
Population 1994 20,782
S & P Rating A+
Moody Rating A1

General Tax Rate Per \$100. 4.04
State Equalized Tax Rate 2.41

ROCKAWAY TWP. - MORRIS CO.
Form of Government:
Mayor-Council Plan F (OMCL 50)
Number of Members on Governing Body - 9

PER CAPITA: Gross Debt 1,492.16
Net Debt 1,293.84
Debt Service 92.61
Total Tax Levy 2,142.79
Municipal Expenditures 874.92
PER CENT: Gross Debt 1.75
Net Debt 1.52
Tax Levy Collected 95.83
Tax Levy Cancelled, Abated or Adjusted 1.38

Table with columns: EXPENDITURES-CURRENT YEAR, REVENUES REALIZED-CURRENT YEAR, PROPERTY TAXES-CURRENT YEAR. Includes sub-sections like GENERAL GOVERNMENT, PUBLIC SAFETY, HEALTH and WELFARE, and various financial metrics.

Population 1990 270  
 Population 1994 274  
 S & P Rating  
 Moody Rating

General Tax Rate Per \$100. .69  
 State Equalized Tax Rate .69

ROCKLEIGH BOROUGH - BERGEN COUNTY

Form of Government:

Borough Council

Number of Members on Governing Body - 6

PER CAPITA:

Gross Debt 5,083.32  
 Net Debt 5,083.32  
 Debt Service 279.98  
 Total Tax Levy 4,241.23  
 Municipal Expenditures 3,621.25

PER CENT:

Gross Debt .84  
 Net Debt .84  
 Tax Levy Collected 98.64  
 Tax Levy Cancelled, Abated or Adjusted 1.10

EXPENDITURES-CURRENT YEAR		REVENUES REALIZED-CURRENT YEAR		PROPERTY TAXES-CURRENT YEAR	
<b>GENERAL GOVERNMENT</b>		<b>REVENUES REALIZED-CURRENT YEAR</b>		<b>PROPERTY TAXES-CURRENT YEAR</b>	
Governing Body & Public Boards		Property Taxes Collected	1,156,874.00	STATE EQUALIZED TAX RATE	
Municipal Clerk		Payments in Lieu of Taxes		Local District School Taxes	.08 130,518.00
Financial Administration	20,898.00	Delinquent Tax & Lien Collections	2,283.00	Regional & Consolidated School Tax	
Assessment of Taxes	44,096.00	Business Personality Replacement Taxes	39,203.00	School Taxes in Municipal Budget	
Collection of Taxes	6,895.00	Taxes from Public Utilities	75,697.00	County Taxes	.26 * 438,709.98
Planning, Housing & Development	49,601.00	Other Miscellaneous Tax Revenues		County Library Taxes	
Human Resources		State Aid Revenues	25,153.00	Local Municipal Purpose Taxes	.35 590,865.00
Elections		Federal Aid Revenues		Veteran & Senior Citizen Taxes	1,550.00
General Administration (other)	155,940.00			Total Taxes for Rate Computation	.69 1,161,642.98
<b>JUDICIARY</b>		Sale of Acquired Property		Special District Taxes	
Municipal Courts	2,441.00	Other Miscellaneous Revenues	30,327.00	Bank Corp. Taxes	
<b>PUBLIC SAFETY</b>				Added and Omitted Taxes	2,005.00
Fire Protection	45,010.00	Total	1,329,537.00	Total Taxes Levied - ABSTRACT	1,162,097.98
Police Protection	238,754.00	Prior Years Surplus Appropriated	138,430.00	Total Taxes Billed	1,172,779.00
Civil Defense & Disaster Control		<b>REVENUES TOTAL</b>	<b>1,467,967.00</b>	<b>TAXES COLLECTED</b>	<b>1,156,874.00</b>
Environmental Inspection & Control	19,810.00	Reserve For Uncollected Taxes	136,264.00	Taxes Cancelled, Abated or Adjusted	12,947.00
Other Public Safety		<b>CAPITAL OUTLAY TOTAL</b>	<b>101,343.00</b>	Transfer to Tax Title Liens or Foreclosed	
<b>PUBLIC WORKS</b>				Ending Balance	2,958.00
Streets and Drainage	49,788.00	Public Enterprises		<b>PRIOR YEARS TAXES OUTSTANDING</b>	
Sewers and Sewage Processing		Recreation-Culture	40,873.00	Beginning Balance	2,286.00
Garbage and Trash Disposal	27,663.00	Public Works	4,902.00	Collected	2,283.00
Public Buildings and Grounds	22,977.00	Buildings and Grounds	55,568.00	Cancelled, Abated or Adjusted	3.00
Other Public Works		Library and Education		Transfers to Tax Title Liens or Foreclosed	
<b>HEALTH and WELFARE</b>		Conservation		Ending Balance	
Health Services Except Environmental	8,734.00	All Other		<b>TAX TITLE LIENS OUTSTANDING</b>	
Welfare-Public Assistance	800.00			Beginning Balance	
Hospital, Clinics, First Aid	600.00	<b>CAPITAL DEBT AUTHORIZED, ENDING BALANCE</b>		Transfer From Taxes	
Animal, Insect, & Rodent Control	1,000.00	<b>ISSUED AND UNISSUED GROSS DEBT NET DEBT</b>		Redeemed	
Other Welfare Services		School		Cancelled, Abated or Adjusted	
<b>RECREATION and CONSERVATION</b>		Self-Liquidating		Transfers to Foreclosed Property	
Beaches and Boardwalks		Other	1,392,829	Ending Balance	
Perks, Playgrounds, Shade Trees	9,948.00	Total	1,392,829	<b>PROPERTY ACQUIRED BY DEED OR FORECLOSURE</b>	
Land Reclamation & Conservation	2,514.00	<b>ISSUED AND OUTSTANDING</b>		Beginning Balance	
Other Recreational Services	1,800.00	School		Transfers From Taxes or Liens	
<b>EDUCATION (excluding schools)</b>		Self-Liquidating		Sale for Cash	
Libraries		Other	389,850.00	Cancelled, Abated or Adjusted	
Other Educational Services	1,000.00	Total	389,850.00	Ending Balance	
<b>STATUTORY EXPENDITURES</b>		<b>EQUALIZED VALUATION BASIS</b>		<b>CURRENT FINANCES ENDING BALANCE</b>	
Pensions & F. I. C. A.	8,875.00	<b>FOR NET DEBT COMPUTATION</b>	165,611,144	<b>ASSETS</b>	
Employee Fringe Benefits		<b>REAL PROPERTY VALUATIONS</b>		Cash	597,476.00
Other Statutory Expenditures		<b>Code Class # of Parcels % VAL'N ASSESSED VALUATION</b>		Taxes Receivable	2,958.00
<b>MUNICIPAL FUNCTIONS TOTAL</b>	<b>719,144.00</b>	1 Vacant Land 20 4.69 7,925,400.00		Tax Title Liens	
<b>CAPITAL IMPROVEMENTS *MEMO*</b>	<b>15,000.00</b>	2 Residential 64 26.80 45,291,800.00		Foreclosed Property	
<b>DEBT SERVICE</b>		3 Farm 3 3.83 6,477,800.00		Emergencies & Other Deterred Charges	48,038.00
Principal Payments	65,000.00	4a Commercial 14 64.68 109,334,400.00		State and Federal Aid Receivable	3,150.00
Interest Payments	11,715.00	4c Apartments		Other Receivables	1,061.00
<b>DEFERRED CHARGES</b>	<b>5,300.00</b>	Total 101 169,029,400.00		Total	652,683.00
<b>SCHOOL, COUNTY, SPECIAL DISTRICT TAXES</b>	<b>569,227.98</b>	Land Area 1.00 Sq. Miles		<b>LIABILITIES, RESERVES, AND SURPLUS</b>	
<b>RESERVE FOR UNCOLLECTED TAXES</b>	<b>136,264.00</b>	Net Valuation Taxable-Municipal	169,677,326	Cash Liabilities	445,580.00
<b>EXPENDITURES TOTAL</b>	<b>1,506,650.98</b>	Net Valuation Taxable-County	152,870,698	Reserves for Receivables	4,019.00
		State Equalized Valuation	169,356,779	Surplus	203,084.00
		State Equalization Ratio	100.19	Total	652,683.00

1817

Population 1990 693  
 Population 1994 722  
 S & P Rating  
 Moody Rating

General Tax Rate Per \$100. 3.77  
 State Equalized Tax Rate 1.78

**ROCKY HILL BOROUGH - SOMERSET CO.**  
 Form of Government:  
**Borough Council**  
 Number of Members on Governing Body - 6

PER CAPITA:  
 Gross Debt 322.16  
 Net Debt 322.16  
 Debt Service 14.68  
 Total Tax Levy 1,592.73  
 Municipal Expenditures 705.90

PER CENT:  
 Gross Debt .39  
 Net Debt .38  
 Tax Levy Collected 95.84  
 Tax Levy Cancelled, Abated or Adjusted

EXPENDITURES-CURRENT YEAR		REVENUES REALIZED-CURRENT YEAR			PROPERTY TAXES-CURRENT YEAR	
<b>GENERAL GOVERNMENT</b>		<b>REVENUES REALIZED-CURRENT YEAR</b>			<b>STATE EQUALIZED TAX RATE</b>	
Governing Body & Public Boards		Property Taxes Collected		Local District School Taxes	.59	634,404.00
Municipal Clerk		Payments in Lieu of Taxes		Ragionel & Consolidated School Tax		
Financial Administration	19,500.00	Delinquent Tax & Lien Collections	39,770.94	School Taxes in Municipal Budget		
Assessment of Taxes	5,150.00	Business Personalty Replacement Taxes	26,014.44	County Taxes	.43 *	278,447.59
Collection of Taxes	7,705.00	Taxes from Public Utilities	54,540.00	County Library Taxes	.04	22,970.19
Planning, Housing & Development	9,369.00	Other Miscellaneous Tax Revenue		Local Municipal Purpose Taxes	.33	213,651.37
Human Resources		State Aid Revenues	29,938.28	Veteran & Senior Citizen Taxes		3,800.00
Elections	500.00	Federal Aid Revenues		Total Taxes for Rate Computation	1.79	1,153,273.15
General Administration (other)	62,290.00			Special District Taxes		
<b>JUDICIARY</b>		Sale of Acquired Property		Bank Corp. Taxes		
Municipal Courts	8,900.00	Other Miscellaneous Revenues	55,468.63	Addad end Omitted Taxes		477.90
<b>PUBLIC SAFETY</b>				Total Taxes Levied - ABSTRACT		1,149,951.05
Fire Protection	36,033.20	Prior Years Surplus Appropriated	163,709.17	Total Taxes Billed		1,150,481.25
Police Protection	17,000.00	<b>REVENUES TOTAL</b>	<b>1,472,072.72</b>	<b>TAXES COLLECTED</b>		<b>1,102,631.26</b>
Civil Defense & Disaster Control	1,000.00	Reserve For Uncollected Taxes	118,300.00	Taxes Cancelled, Abated or Adjusted		
Environmental Inspection & Control	5,000.00			Transfer to Tax Title Liens or Foreclosed		
Other Public Safety		<b>CAPITAL OUTLAY TOTAL</b>	<b>103,791.51</b>	Ending Balance		47,849.99
<b>PUBLIC WORKS</b>				<b>PRIOR YEARS TAXES OUTSTANDING</b>		
Streets and Drainage	40,490.00	Public Enterprises		Beginning Balance		50,228.43
Sewers and Sewage Processing	14,500.00	Recreation-Culture		Collected		39,770.94
Garbage and Trash Disposal	70,300.00	Public Works	57,291.51	Cancelled, Abated or Adjusted		
Public Buildings and Grounds	15,000.00	Buildings and Grounds	46,500.00	Transfers to Tax Title Liens or Foreclosed		
Other Public Works		Library and Education		Ending Balance		10,457.49
<b>HEALTH and WELFARE</b>		Conservation		<b>TAX TITLE LIENS OUTSTANDING</b>		
Health Services Except Environmental	8,750.00	All Other		Beginning Balance		
Welfare-Public Assistance	175.00			Transfer From Taxes		
Hospital, Clinics, First Aid		<b>CAPITAL DEBT AUTHORIZED, ENDING BALANCE</b>		Redeemed		
Animal, Insect, & Rodent Control		<b>ISSUED AND UNISSUED GROSS DEBT NET DEBT</b>		Cancelled, Abated or Adjusted		
Other Welfare Services		School		Transfers to Foreclosed Property		
<b>RECREATION and CONSERVATION</b>		Self-Liquidating	900 900	Ending Balance		
Beeches and Boardwalks		Other	231,700 231,700	<b>PROPERTY ACQUIRED BY DEED OR FORECLOSURE</b>		
Parks, Playgrounds, Sheds Trees	50.00	Total	232,600 232,600	Beginning Balance		
Land Reclamation & Conservation		<b>ISSUED AND OUTSTANDING</b>		Transfers From Taxes or Liens		
Other Recreational Services	5,000.00	School		Sale for Cash		
<b>EDUCATION (excluding schools)</b>		Self-Liquidating		Cancelled, Abated or Adjusted		
Libraries	4,500.00	Other		Ending Balance		
Other Educational Services		Total		<b>CURRENT FINANCES ENDING BALANCE ASSETS</b>		
<b>STATUTORY EXPENDITURES</b>		<b>EQUALIZED VALUATION BASIS FOR NET DEBT COMPUTATION</b>	<b>61,526,279</b>	Cash		296,745.12
Pensions & F. I. C. A.	4,550.00	<b>REAL PROPERTY VALUATIONS</b>		Taxes Receivable		58,307.48
Employee Fringe Benefits		Code Class # of Parcels % VAL'N		Tax Title Liens		
Other Statutory Expenditures		1 Vacant Land 14 .79	240,300.00	Foreclosed Property		
<b>MUNICIPAL FUNCTIONS</b>		2 Residential 251 92.09	27,972,010.00	Emergencies & Other Deferred Charges		3,361.53
<b>CAPITAL IMPROVEMENTS</b>		3 Farm 7 .11	33,300.00	State and Federal Aid Receivable		5,078.65
<b>DEBT SERVICE</b>		4a Commercial 18 5.64	1,711,610.00	Other Receivables		12,436.07
Principal Payments	10,000.00	4b Industrial		Total		375,928.85
Interest Payments	600.00	4c Apartments 5 1.37	415,930.00	<b>LIABILITIES, RESERVES, AND SURPLUS</b>		
		Total 295	30,373,150.00	Cash Liabilities		110,591.27
<b>DEFERRED CHARGES</b>		Land Area .60 Sq. Miles		Reserves for Receivables		70,743.55
SCHOOL, COUNTY, SPECIAL DISTRICT TAXES	45,000.00	Net Valuation Taxable-Municipal	30,423,369	Surplus		194,594.03
RESERVE FOR UNCOLLECTED TAXES	935,821.78	Net Valuation Taxable-County	65,490,198	Total		375,928.85
EXPENDITURES TOTAL	1,445,483.98	State Equalized Valuation	64,250,494			
		State Equalization Ratio	47.31			

\*Includes County Health Service Taxes or County Open Space Tax See Table 13.

Population 1990 **884**  
 Population 1994 **890**  
 S & P Rating  
 Moody Rating

General Tax Rate Per \$100. **5.12**  
 State Equalized Tax Rate **6.30**

**ROOSEVELT BOROUGH - MONMOUTH CO.**

Form of Government:

**Borough Council**

Number of Members on Governing Body - 6

PER CAPITA:  
 Gross Debt **4,785.59** PER CENT: **10.32**  
 Net Debt **798.04** Net Debt **1.72**  
 Debt Service **11.07** Tax Levy Collected **93.69**  
 Total Tax Levy **1,986.91** Tax Levy Cancelled, Abated or Adjusted **.04**  
 Municipal Expenditures **566.96**

EXPENDITURES-CURRENT YEAR		REVENUES REALIZED-CURRENT YEAR		PROPERTY TAXES-CURRENT YEAR	
<b>GENERAL GOVERNMENT</b>		<b>REVENUES REALIZED-CURRENT YEAR</b>		<b>STATE EQUALIZED TAX RATE</b>	
Governing Body & Public Boards		Property Taxes Collected	<b>1,656,831.64</b>	Local District School Taxes	<b>3.20</b> <b>1,317,170.00</b>
Municipal Clerk		Payments In Lieu of Taxes		Regional & Consolidated School Tax	
Financial Administration	<b>23,800.00</b>	Delinquent Tax & Lien Collections	<b>74,579.88</b>	School Taxes In Municipal Budget	
Assessment of Taxes	<b>3,176.00</b>	Business Personality Replacement Taxes	<b>4,604.00</b>	County Taxes	<b>.48</b> * <b>195,629.46</b>
Collection of Taxes	<b>10,420.00</b>	Taxes from Public Utilities	<b>52,774.00</b>	County Library Taxes	<b>.02</b> <b>8,181.13</b>
Planning, Housing & Development	<b>8,300.00</b>	Other Miscellaneous Tax Revenues		Local Municipal Purpose Taxes	<b>.60</b> <b>247,371.56</b>
Human Resources	<b>8,667.00</b>	State Aid Revenues	<b>77,194.77</b>	Veteran & Senior Citizen Taxes	<b>6,100.00</b>
Elections		Federal Aid Revenues		Total Taxes for Rate Computation	<b>6.30</b> <b>1,774,452.15</b>
General Administration (other)	<b>110,817.00</b>			Special District Taxes	
<b>JUDICIARY</b>		Sale of Acquired Property		Bank Corp. Taxes	
Municipal Courts	<b>4,000.00</b>	Other Miscellaneous Revenues	<b>34,396.14</b>	Added and Omitted Taxes	
<b>PUBLIC SAFETY</b>		Total	<b>1,900,380.43</b>	Total Taxes Levied - ABSTRACT	<b>1,768,352.15</b>
Fire Protection	<b>7,495.00</b>	Prior Years Surplus Appropriated	<b>155,000.00</b>	Total Taxes Billed	<b>1,768,490.32</b>
Police Protection	<b>11,250.00</b>	<b>REVENUES TOTAL</b>	<b>2,055,380.43</b>	<b>TAXES COLLECTED</b>	<b>1,656,831.64</b>
Civil Defense & Disaster Control	<b>3,436.53</b>	Reserve For Uncollected Taxes	<b>115,311.00</b>	Taxes Cancelled, Abated or Adjusted	<b>774.17</b>
Environmental Inspection & Control		<b>CAPITAL OUTLAY TOTAL</b>	<b>192,289.74</b>	Transfer to Tax Title Liens or Foreclosed	<b>13,371.22</b>
Other Public Safety				Ending Balance	<b>97,513.29</b>
<b>PUBLIC WORKS</b>		Public Enterprises		<b>PRIOR YEARS TAXES OUTSTANDING</b>	
Streets and Drainage	<b>67,025.39</b>	Recreation-Culture		Beginning Balance	<b>82,021.04</b>
Sewers and Sewage Processing	<b>100.00</b>	Public Works	<b>192,289.74</b>	Collected	<b>74,579.88</b>
Garbage and Trash Disposal	<b>60,000.00</b>	Buildings and Grounds		Cancelled, Abated or Adjusted	<b>1.91</b>
Public Buildings and Grounds	<b>24,500.00</b>	Library and Education		Transfers to Tax Title Liens or Foreclosed	
Other Public Works		Conservation		Ending Balance	<b>7,439.25</b>
<b>HEALTH and WELFARE</b>		All Other		<b>TAX TITLE LIENS OUTSTANDING</b>	
Health Services Except Environmental				Beginning Balance	<b>33,312.08</b>
Welfare-Public Assistance		<b>CAPITAL DEBT AUTHORIZED, ENDING BALANCE</b>		Transfer From Taxes	<b>13,371.22</b>
Hospital, Clinics, First Aid		ISSUED AND UNISSUED	GROSS DEBT	Redeemed	
Animal, Insect, & Rodent Control		School	<b>950,000</b>	Cancelled, Abated or Adjusted	
Other Welfare Services		Self-Liquidating	<b>2,780,978</b>	Transfers to Foreclosed Property	
<b>RECREATION and CONSERVATION</b>		Other	<b>528,197</b>	Ending Balance	<b>46,683.30</b>
Beeches and Boardwalks		Total	<b>4,259,175</b>	<b>PROPERTY ACQUIRED BY DEED OR FORECLOSURE</b>	
Parks, Playgrounds, Shade Trees	<b>7,698.00</b>	ISSUED AND OUTSTANDING		Beginning Balance	
Land Reclamation & Conservation	<b>3,993.45</b>	School	<b>948,000.00</b>	Transfers From Taxes or Liens	
Other Recreational Services	<b>1,000.00</b>	Self-Liquidating	<b>2,780,978.92</b>	Sale for Cash	
<b>EDUCATION (excluding schools)</b>		Other	<b>308,630.00</b>	Cancelled, Abated or Adjusted	
Libraries		Total	<b>4,037,608.92</b>	Ending Balance	
Other Educational Services	<b>524.58</b>	<b>EQUALIZED VALUATION BASIS FOR NET DEBT COMPUTATION</b>	<b>41,267,737</b>	<b>CURRENT FINANCES ENDING BALANCE</b>	
<b>STATUTORY EXPENDITURES</b>		<b>REAL PROPERTY VALUATIONS</b>		<b>ASSETS</b>	
Pensions & F. I. C. A.	<b>9,429.50</b>	Code	Class	# of Parcels	% VAL'N
Employee Fringe Benefits	<b>13,200.00</b>	1	Vacant Land	4	.73
Other Statutory Expenditures	<b>600.00</b>	2	Residential	304	88.39
<b>MUNICIPAL FUNCTIONS</b>		3	Farm	18	3.64
<b>CAPITAL IMPROVEMENTS</b>	<b>* MEMO *</b>	4a	Commercial	6	2.91
<b>DEBT SERVICE</b>		4b	Industrial	3	1.43
Principal Payments		4c	Apartments	1	2.91
Interest Payments	<b>9,848.73</b>	Total		336	
<b>DEFERRED CHARGES</b>		Land Area	<b>1.93</b>	Sq. Miles	
SCHOOL, COUNTY, SPECIAL DISTRICT TAXES	<b>1,520,980.59</b>	Net Valuation Taxable-Municipal	<b>34,493,666</b>	Cash Liabilities	<b>638,113.04</b>
RESERVE FOR UNCOLLECTED TAXES	<b>115,311.00</b>	Net Valuation Taxable-County	<b>41,329,776</b>	Reserves for Receivables	<b>159,876.40</b>
<b>EXPENDITURES TOTAL</b>	<b>2,025,572.77</b>	State Equalized Valuation	<b>41,084,150</b>	Surplus	<b>194,076.11</b>
		State Equalization Ratio	<b>83.90</b>	Total	<b>992,065.55</b>
				<b>LIABILITIES, RESERVES, AND SURPLUS</b>	
				Cash Liabilities	<b>638,113.04</b>
				Reserves for Receivables	<b>159,876.40</b>
				Surplus	<b>194,076.11</b>
				Total	<b>992,065.55</b>

\*Includes County Health Service Taxes or County Open Space Tax. See Table 13.

0718

Population 1990 4,847  
 Population 1994 4,826  
 S & P Rating  
 Moody Rating AAA

General Tax Rate Per \$100. 7.02  
 State Equalized Tax Rate 1.81

ROSELAND BOROUGH - ESSEX COUNTY  
 Form of Government:  
**Borough Council**  
 Number of Members on Governing Body - 6

PER CAPITA:  
 Gross Debt 1,890.93  
 Net Debt 1,751.88  
 Debt Service 149.70  
 Total Tax Levy 3,822.05  
 Municipal Expenditures 1,520.68

PER CENT:  
 Gross Debt .95  
 Net Debt .88  
 Tax Levy Collected 95.05  
 Tax Levy Cancelled, Abated or Adjusted 4.27

EXPENDITURES-CURRENT YEAR		REVENUES REALIZED-CURRENT YEAR		PROPERTY TAXES-CURRENT YEAR		
<b>GENERAL GOVERNMENT</b>		<b>REVENUES REALIZED-CURRENT YEAR</b>		<b>STATE EQUALIZED TAX RATE</b>		
Governing Body & Public Boards		Property Taxes Collected	17,278,185.98	Local District School Taxes	.24	
Municipal Clerk		Payments In Lieu of Taxes		Regional & Consolidated School Tax	.39	
Financial Administration	24,754.00	Delinquent Tax & Lien Collections	148,404.72	School Taxes In Municipal Budget		
Assessment of Taxes	376,153.00	Business Personalty Replacement Taxes	162,787.20	County Taxes	.66 *	
Collection of Taxes	26,272.00	Taxes from Public Utilities	800,093.00	County Library Taxes		
Planning, Housing & Development	100,054.00	Other Miscellaneous Tax Revenues		Local Municipal Purpose Taxes	.51	
Human Resources	52,694.00	State Aid Revenues	221,763.32	Veteran & Senior Citizen Taxes		
Elections	1,740.00	Federal Aid Revenues		Total Taxes for Rate Computation	1.80	
General Administration (other)	1,323,008.65			Special District Taxes		
<b>JUDICIARY</b>		Sale of Acquired Property		Bank Corp. Taxes		
Municipal Courts	90,919.35	Other Miscellaneous Revenues	621,356.84	Added and Omitted Taxes	212,249.37	
<b>PUBLIC SAFETY</b>		Total	19,232,591.06	Total Taxes Levied - ABSTRACT	18,445,227.67	
Fire Protection	125,509.00	Prior Years Surplus Appropriated	420,000.00	Total Taxes Billed	18,178,107.43	
Police Protection	1,538,817.39	REVENUES TOTAL	19,652,591.06	TAXES COLLECTED	17,278,185.98	
Civil Defense & Disaster Control	4,583.00	Reserve For Uncollected Taxes	435,000.00	Taxes Cancelled, Abated or Adjusted	775,405.53	
Environmental Inspection & Control	142,742.00	<b>CAPITAL OUTLAY TOTAL</b>		Transfer to Tax Title Liens or Foreclosed	1,651.89	
Other Public Safety			1,286,584.32	Ending Balance	122,864.03	
<b>PUBLIC WORKS</b>		Public Enterprises		<b>PRIOR YEARS TAXES OUTSTANDING</b>		
Streets and Drainage	395,746.33	Recreation-Culture	93.16	Beginning Balance	117,203.30	
Sewers and Sewage Processing	139,790.50	Public Works	88,832.46	Collected	112,401.88	
Garbage and Trash Disposal	321,204.00	Buildings and Grounds	1,195,693.14	Cancelled, Abated or Adjusted	4,749.90	
Public Buildings and Grounds	270,684.00	Library and Education	1,965.56	Transfers to Tax Title Liens or Foreclosed		
Other Public Works		Conservation		Ending Balance	51.52	
<b>HEALTH and WELFARE</b>		All Other		<b>TAX TITLE LIENS OUTSTANDING</b>		
Health Services Except Environmental	48,764.00	<b>CAPITAL DEBT AUTHORIZED, ENDING BALANCE</b>		Beginning Balance	73,082.97	
Welfare-Public Assistance	1,267.00	ISSUED AND UNISSUED	GROSS DEBT	Transfer From Taxes	1,651.89	
Hospital, Clinics, First Aid		School	56,686	Redeemed	36,002.84	
Animal, Insect, & Rodent Control	4,300.00	Self-Liquidating	614,362	Cancelled, Abated or Adjusted	26,300.00	
Other Welfare Services		Other	8,454,584	Transfers to Foreclosed Property		
<b>RECREATION and CONSERVATION</b>		Total	9,125,633	Ending Balance	12,432.02	
Beaches and Boardwalks		<b>ISSUED AND OUTSTANDING</b>		<b>PROPERTY ACQUIRED BY DEED OR FORECLOSURE</b>		
Parks, Playgrounds, Sheds Trees	14,933.00	School	56,686.90	Beginning Balance	247,200.00	
Land Reclamation & Conservation	3,606.00	Self-Liquidating	504,617.00	Transfers From Taxes or Liens		
Other Recreational Services	105,506.00	Other	6,124,870.63	Sale for Cash		
<b>EDUCATION (excluding schools)</b>		Total	6,686,174.53	Cancelled, Abated or Adjusted		
Libraries	318,800.00	<b>EQUALIZED VALUATION BASIS FOR NET DEBT COMPUTATION</b>		Ending Balance	247,200.00	
Other Educational Services	1,200.00	<b>REAL PROPERTY VALUATIONS</b>		<b>CURRENT FINANCES ENDING BALANCE ASSETS</b>		
<b>STATUTORY EXPENDITURES</b>		Code	Class	# of Parcels	% VAL'N	Assessed Valuation
Pensions & F. I. C. A.	206,968.00	1	Vacant Land	172	2.45	6,302,700.00
Employee Fringe Benefits		2	Residential	1508	34.71	89,200,400.00
Other Statutory Expenditures	3,350.00	3	Farm	2	.02	64,500.00
<b>MUNICIPAL FUNCTIONS TOTAL</b>		4a	Commercial	67	54.57	140,232,700.00
CAPITAL IMPROVEMENTS	2,000.00	4b	Industrial	25	5.28	13,572,500.00
DEBT SERVICE		4c	Apartments	1	2.96	7,616,900.00
Principal Payments	414,581.95	Total		1775		256,989,700.00
Interest Payments	307,849.22	Land Area 3.58 Sq. Miles		Net Valuation Taxable-Municipal		259,857,900
<b>DEFERRED CHARGES</b>				Net Valuation Taxable-County		968,777,405
SCHOOL, COUNTY, SPECIAL DISTRICT TAXES	540,000.00			State Equalized Valuation		998,400,923
SCHOOL, COUNTY, SPECIAL DISTRICT TAXES	13,076,958.84			State Equalization Ratio		25.76
RESERVE FOR UNCOLLECTED TAXES	435,000.00					
EXPENDITURES TOTAL	20,415,755.23					

\*Includes County Health Service Taxes or County Open Space Tax. See Table 13.

2014

Population 1990 20,314  
 Population 1994 20,250  
 S & P Rating  
 Moody Rating AAA

General Tax Rate Per \$100 3.83  
 State Equalized Tax Rate 3.76

**ROSELLE BOROUGH - UNION COUNTY**  
 Form of Government:  
**Borough Council**  
 Number of Members on Governing Body - 6

PER CAPITA:  
 Gross Debt 1,152.48 PER CENT:  
 Net Debt 1,141.27 Gross Debt 2.92  
 Debt Service 56.18 Net Debt 2.89  
 Total Tax Levy 1,512.90 Tax Levy Collected 94.92  
 Municipal Expenditures 961.83 or Adjusted .19

EXPENDITURES-CURRENT YEAR		REVENUES REALIZED-CURRENT YEAR			PROPERTY TAXES-CURRENT YEAR	
<b>GENERAL GOVERNMENT</b>		<b>REVENUES REALIZED-CURRENT YEAR</b>			<b>PROPERTY TAXES-CURRENT YEAR</b>	
Governing Body & Public Boards		Property Taxes Collected	29,254,702.36		STATE EQUALIZED TAX RATE	
Municipal Clerk		Payments in Lieu of Taxes			Local District School Taxes	1.76 14,300,285.50
Financial Administration	100,000.00	Delinquent Tax & Lien Collections	2,032,575.32		Regional & Consolidated School Tax	
Assessment of Taxes	95,000.00	Business Personality Replacement Taxes	216,995.24		School Taxes in Municipal Budget	
Collection of Taxes	215,000.00	Taxes from Public Utilities	1,149,274.00		County Taxes	.46 * 3,739,717.87
Planning, Housing & Development	14,000.00	Other Miscellaneous Tax Revenues			County Library Taxes	
Human Resources	235,116.00	State Aid Revenues	1,880,859.78		Local Municipal Purpose Taxes	1.55 12,596,315.13
Elections		Federal Aid Revenues			Veteran & Senior Citizen Taxes	204,600.00
General Administration (other)	1,192,683.13				Total Taxes for Rate Computation	3.77 30,840,918.50
<b>JUDICIARY</b>		Sale of Acquired Property			Special District Taxes	
Municipal Courts	203,477.26	Other Miscellaneous Revenues			Bank Corp. Taxes	
<b>PUBLIC SAFETY</b>		Total			Added and Omitted Taxes	
Fire Protection	1,918,853.92	2,253,098.69			Total Taxes Levied - ABSTRACT	30,636,318.50
Police Protection	3,546,000.09	36,787,505.39			Total Taxes Billed	30,821,133.10
Civil Defense & Disaster Control	12,500.00	Prior Years Surplus Appropriated	600,000.00		<b>TAXES COLLECTED</b>	29,254,702.36
Environmental Inspection & Control	185,000.00	<b>REVENUES TOTAL</b>	37,387,505.39		Taxes Cancelled, Abated or Adjusted	58,937.09
Other Public Safety		Reserve For Uncollected Taxes	2,247,000.00		Transfer to Tax Title Liens or Foreclosed	231,190.65
<b>PUBLIC WORKS</b>		<b>CAPITAL OUTLAY TOTAL</b>			Ending Balance	1,276,303.00
Streets and Drainage	1,426,252.66	731,974.37			<b>PRIOR YEARS TAXES OUTSTANDING</b>	
Sewers and Sewage Processing	1,931,500.00	Public Enterprises			Beginning Balance	1,543,105.15
Garbage and Trash Disposal	1,860,000.00	Recreation-Culture			Collected	1,649,069.67
Public Buildings and Grounds	60,000.00	Public Works	137,782.37		Cancelled, Abated or Adjusted	
Other Public Works	55,000.00	Buildings and Grounds	594,192.00		Transfers to Tax Title Liens or Foreclosed	8,612.40
<b>HEALTH and WELFARE</b>		Library and Education			Ending Balance	85,423.08
Health Services Except Environmental	230,000.00	Conservation			<b>TAX TITLE LIENS OUTSTANDING</b>	
Welfare-Public Assistance	97,000.00	All Other			Beginning Balance	889,767.13
Hospital, Clinics, First Aid		<b>CAPITAL DEBT AUTHORIZED, ENDING BALANCE</b>			Transfer From Taxes	242,267.09
Animal, Insect, & Rodent Control	16,000.00	ISSUED AND UNISSUED	GROSS DEBT	NET DEBT	Redeemed	583,505.65
Other Welfare Services		School			Cancelled, Abated or Adjusted	
<b>RECREATION and CONSERVATION</b>		Self-Liquidating			Transfers to Foreclosed Property	
Beaches and Boardwalks		Other	23,337,795	23,110,781	Ending Balance	548,528.57
Parks, Playgrounds, Shade Trees	60,000.00	Total	23,337,795	23,110,781	<b>PROPERTY ACQUIRED BY DEED OR FORECLOSURE</b>	
Land Reclamation & Conservation		<b>ISSUED AND OUTSTANDING</b>			Beginning Balance	350,626.00
Other Recreational Services	119,000.00	School			Transfers From Taxes or Liens	
<b>EDUCATION (excluding schools)</b>		Self-Liquidating			Sale for Cash	
Libraries	273,000.00	Other		16,484,000.00	Cancelled, Abated or Adjusted	
Other Educational Services		Total		16,484,000.00	Ending Balance	350,626.00
<b>STATUTORY EXPENDITURES</b>		<b>EQUALIZED VALUATION BASIS FOR NET DEBT COMPUTATION</b>			<b>CURRENT FINANCES ENDING BALANCE</b>	
Pensions & F. I. C. A.	851,843.00	798,451,219			<b>ASSETS</b>	
Employee Fringe Benefits	1,325,000.00	<b>REAL PROPERTY VALUATIONS</b>			Cash	7,764,601.18
Other Statutory Expenditures		Code	Class	# of Parcels	% VALN	ASSESSED VALUATION
<b>MUNICIPAL FUNCTIONS</b>		1	Vacant Land	126	.90	7,076,301.00
TOTAL	16,022,226.06	2	Residential	5166	77.18	609,219,180.00
<b>CAPITAL IMPROVEMENTS</b>		3	Farm			72,924,200.00
*MEMO*	10,000.00	4a	Commercial	238	9.24	69,361,100.00
<b>DEBT SERVICE</b>		4b	Industrial	87	6.25	50,744,860.00
Principal Payments	480,000.00	4c	Apartments	46	6.43	789,305,641.00
Interest Payments	657,726.73	Total		5663		
<b>DEFERRED CHARGES</b>		Land Area 2.70 Sq. Miles			LIABILITIES, RESERVES, AND SURPLUS	
SCHOOL, COUNTY, SPECIAL DISTRICT TAXES	70,075.13	Net Valuation Taxable-Municipal			Cash Liabilities	3,663,995.17
RESERVE FOR UNCOLLECTED TAXES	18,040,003.37	Net Valuation Taxable-County			Reserves for Receivables	2,824,912.52
EXPENDITURES TOTAL	37,517,031.29	State Equalized Valuation			Surplus	4,318,033.69
		State Equalization Ratio			Total	10,806,941.38

\*Includes County Health Service Taxes or County Open Space Tax. See Table 13.

2015

Population 1990 12,805  
 Population 1994 12,762  
 S & P Rating  
 Moody Rating A

General Tax Rate Per \$100. 6.03  
 State Equalized Tax Rate 3.07

ROSELLE PARK BORO. - UNION CO.  
 Form of Government:  
**Borough Council**  
 Number of Members on Governing Body - 6

PER CAPITA:  
 Gross Debt 520.61  
 Net Debt 515.36  
 Debt Service 78.59  
 Total Tax Levy 1,392.71  
 Municipal Expenditures 661.34

PER CENT:  
 Gross Debt 1.14  
 Net Debt 1.12  
 Tax Levy Collected 98.00  
 Tax Levy Cancelled, Abated or Adjusted .48

EXPENDITURES-CURRENT YEAR		REVENUES REALIZED-CURRENT YEAR		PROPERTY TAXES-CURRENT YEAR	
<b>GENERAL GOVERNMENT</b>		<b>REVENUES REALIZED-CURRENT YEAR</b>		<b>STATE EQUALIZED TAX RATE</b>	
Governing Body & Public Boards		Property Taxes Collected	17,442,123.46	Local District School Taxes	1.76
Municipal Clerk		Payments in Lieu of Taxes		Regional & Consolidated School Tax	10,181,973.00
Financial Administration	81,000.00	Delinquent Tax & Lien Collections	267,802.57	School Taxes in Municipal Budget	
Assessment of Taxes	60,732.50	Business Personalty Replacement Taxes	115,096.12	County Taxes	.45 *
Collection of Taxes	85,200.00	Taxes from Public Utilities	577,160.00	County Library Taxes	
Planning, Housing & Development	9,322.00	Other Miscellaneous Tax Revenues		Local Municipal Purpose Taxes	.86
Human Resources	244,521.00	State Aid Revenues	1,550,505.64	Voter and Senior Citizen Taxes	
Elections		Federal Aid Revenues		Total Taxes for Rate Computation	3.07
General Administration (other)	938,160.00			Special District Taxes	
<b>JUDICIARY</b>		Sale of Acquired Property		Bank Corp. Taxes	
Municipal Courts	85,338.00	Other Miscellaneous Revenues	696,664.80	Added and Omitted Taxes	10,814.92
<b>PUBLIC SAFETY</b>				Total Taxes Levied - ABSTRACT	17,773,712.92
Fire Protection	198,428.30	Prior Years Surplus Appropriated	730,000.00	Total Taxes Billad	17,797,883.84
Police Protection	1,756,109.76	<b>REVENUES TOTAL</b>	<b>21,379,332.59</b>	<b>TAXES COLLECTED</b>	<b>17,442,123.46</b>
Civil Defense & Disaster Control	17,060.00	Reserve For Uncollected Taxes	506,000.00	Taxes Cancelled, Abated or Adjusted	84,601.81
Environmental Inspection & Control	71,200.00			Transfer to Tax Title Liens or Foreclosed	4,824.28
Other Public Safety		<b>CAPITAL OUTLAY TOTAL</b>	<b>1,048,651.25</b>	Ending Balance	266,334.29
<b>PUBLIC WORKS</b>		Public Enterprises		<b>PRIOR YEARS TAXES OUTSTANDING</b>	
Streets and Drainage	776,599.32	Recreation-Cultura		Beginning Balance	284,685.00
Sewers and Sewage Processing	142,200.00	Public Works	227,907.02	Collected	267,802.57
Garbage and Trash Disposal	832,260.54	Buildings and Grounds	790,492.14	Cancelled, Abated or Adjusted	
Public Buildings and Grounds	194,785.00	Library and Education	30,252.09	Transfers to Tax Title Liens or Foreclosed	
Other Public Works		Conservation		Ending Balance	16,882.43
<b>HEALTH and WELFARE</b>		All Other		<b>TAX TITLE LIENS OUTSTANDING</b>	
Health Services Except Environmental	75,885.00			Beginning Balance	9,716.12
Welfare-Public Assistance	8,800.00	<b>CAPITAL DEBT AUTHORIZED, ENDING BALANCE</b>		Transfer From Taxes	4,824.28
Hospital, Clinics, First Aid		<b>ISSUED AND UNISSUED</b>		Redeemed	
Animal, Insect, & Rodent Control	12,500.00	School		Cancelled, Abated or Adjusted	
Other Welfare Services		Self-Liquidating		Transfers to Foreclosed Property	
<b>RECREATION and CONSERVATION</b>		Other	6,644,000	Ending Balance	14,540.40
Beeches and Boardwalks		Total	6,644,000	<b>PROPERTY ACQUIRED BY DEED OR FORECLOSURE</b>	
Parks, Playgrounds, Shade Trees	38,939.00	<b>ISSUED AND OUTSTANDING</b>		Beginning Balance	163,650.00
Land Reclamation & Conservation		School		Transfers From Taxes or Liens	163,650.00
Other Recreational Services	34,800.00	Self-Liquidating		Sale for Cash	
<b>EDUCATION (excluding schools)</b>		Other		Cancelled, Abated or Adjusted	
Libraries	275,783.00	Total	6,543,000.00	Ending Balance	327,300.00
Other Educational Services		<b>EQUALIZED VALUATION BASIS FOR NET DEBT COMPUTATION</b>	<b>584,998,007</b>	<b>CURRENT FINANCES ENDING BALANCE</b>	
<b>STATUTORY EXPENDITURES</b>		<b>REAL PROPERTY VALUATIONS</b>		<b>ASSETS</b>	
Pensions & F. I. C. A.	385,491.00	Code Class # of Parcels % VAL'N	ASSESSED VALUATION	Cash	3,931,942.65
Employee Fringe Benefits	590,125.00	1 Vacant Land 41 .22	641,200.00	Taxes Receivable	283,216.72
Other Statutory Expenditures	15,000.00	2 Residential 3305 78.71	231,318,600.00	Tax Title Liens	14,540.40
<b>MUNICIPAL FUNCTIONS</b>	<b>TOTAL</b>	3 Farm		Foreclosed Property	163,650.00
<b>CAPITAL IMPROVEMENTS</b>	<b>*MEMO*</b>	4a Commercial 180 8.77	25,786,200.00	Emergencies & Other Deferred Charges	45,000.00
<b>DEBT SERVICE</b>		4b Industrial 25 2.45	7,192,400.00	State and Federal Aid Receivable	50,060.40
Principal Payments	661,065.00	4c Apartments 34 9.85	28,946,300.00	Other Receivables	92,759.95
Interest Payments	341,932.81	Total 3585	293,884,700.00	Total	4,581,170.12
<b>DEFERRED CHARGES</b>	<b>783.90</b>	Land Area 1.30 Sq. Miles		<b>LIABILITIES, RESERVES, AND SURPLUS</b>	
<b>SCHOOL, COUNTY, SPECIAL DISTRICT TAXES</b>	<b>12,807,283.78</b>	Net Valuation Taxable-Municipal	294,487,896	Cash Liabilities	2,829,579.32
<b>RESERVE FOR UNCOLLECTED TAXES</b>	<b>506,000.00</b>	Net Valuation Taxable-County	564,048,105	Reserves for Receivables	554,167.07
<b>EXPENDITURES</b>	<b>TOTAL</b>	State Equalized Valuation	577,639,717	Surplus	1,197,423.73
		State Equalization Ratio	50.93	Total	4,581,170.12

\*Includes County Health Service Taxes or County Open Space Tax. See Table 13.

1436

Population 1990 20,429  
 Population 1994 21,902  
 S & P Rating  
 Moody Rating AAA

General Tax Rate Per \$100. 4.36  
 State Equalized Tax Rate 2.13

ROXBURY TOWNSHIP - MORRIS COUNTY  
 Form of Government:  
 Council-Manager Plan F (OMCL 50)  
 Number of Members on Governing Body - 5

PER CAPITA:  
 Gross Dabt 2,679.27  
 Nat Dabt 1,801.58  
 Dabt Service 50.58  
 Total Tax Levy 1,447.76  
 Municipal Expenditures 655.43  
 PER CENT:  
 Gross Debt 4.14  
 Nat Debt 2.79  
 Tax Levy Collected 97.10  
 Tax Levy Cancelled, Abated or Adjusted .31

EXPENDITURES-CURRENT YEAR		REVENUES REALIZED-CURRENT YEAR		PROPERTY TAXES-CURRENT YEAR	
<b>GENERAL GOVERNMENT</b>				<b>STATE EQUALIZED TAX RATE</b>	
Governing Body & Public Boards	46,831.00	Property Taxes Collected	30,823,733.77	Local District School Taxes	1.33 19,586,312.00
Municipal Clerk	119,339.00	Payments in Lieu of Taxes		Regional & Consolidated School Tax	
Financial Administration	200,523.00	Delinquent Tax & Lien Collections	1,036,361.85	School Taxes in Municipal Budget	
Assessment of Taxes	88,574.00	Business Personality Replacement Taxes	388,507.00	County Taxes	.32 * 4,689,912.69
Collection of Taxes	110,451.00	Taxes from Public Utilities	1,394,854.00	County Library Taxes	
Planning, Housing & Development	87,581.00	Other Miscellaneous Tax Revenues		Local Municipal Purpose Taxes	.48 7,115,245.38
Human Resources	340,782.00	State Aid Revenues	1,195,588.61	Vataram & Senior Citizen Taxes	126,900.00
Elections	5,000.00	Federal Aid Revenues		Total Taxes for Rata Computation	2.13 31,518,370.06
General Administration (other)	1,438,048.00			Special District Taxes	
<b>JUDICIARY</b>		Seizure of Acquired Property		Bank Corp. Taxes	
Municipal Courts	186,256.00	Other Miscellaneous Revenues	1,882,675.44	Add and Omitted Taxes	317,380.43
<b>PUBLIC SAFETY</b>		Total	36,721,720.67	Total Taxes Levied - ABSTRACT	31,708,850.49
Fire Protection	289,215.00	Prior Years Surplus Appropriated	1,600,000.00	Total Taxes Billad	31,744,958.05
Police Protection	2,220,476.49	REVENUES TOTAL	38,321,720.67	TAXES COLLECTED	30,823,733.77
Civil Defense & Disaster Control	5,477.00	Reserve For Uncollected Taxes	1,258,365.74	Taxes Cancelled, Abated or Adjusted	97,931.96
Environmental Inspection & Control	282,313.00	<b>CAPITAL OUTLAY TOTAL</b>		Transfer to Tax Title Liens or Foreclosed	120,251.23
Other Public Safety			3,304,639.26	Ending Balance	703,041.09
<b>PUBLIC WORKS</b>		Public Enterprises	564,781.85	<b>PRIOR YEARS TAXES OUTSTANDING</b>	
Streets and Drainage	1,262,624.08	Recreation-Culture	185,620.07	Beginning Balance	900,785.22
Sewer and Sewage Processing	465,382.00	Public Works	92,103.83	Collected	898,826.40
Garbage and Trash Disposal	986,700.00	Buildings and Grounds	2,462,133.51	Cancelled, Abated or Adjusted	
Public Buildings and Grounds	172,208.00	Library and Education		Transfers to Tax Title Liens or Foreclosed	552.24
Other Public Works	141,751.00	Conservation		Ending Balance	1,406.58
<b>HEALTH and WELFARE</b>		All Other		<b>TAX TITLE LIENS OUTSTANDING</b>	
Health Services Except Environmental	262,330.00	<b>CAPITAL DEBT AUTHORIZED, ENDING BALANCE</b>		Beginning Balance	405,089.61
Welfare-Public Assistance	41,544.00	ISSUED AND UNISSUED	GROSS DEBT	NET DEBT	
Hospital, Clinics, First Aid		School	3,309,000		
Animal, Insect, & Rodent Control	35,000.00	Self-Liquidating	42,160,799	26,316,662	
Other Welfare Services		Other	13,211,590	13,141,590	
<b>RECREATION and CONSERVATION</b>		Total	58,681,389	39,458,252	
Beeches and Boardwalks		<b>ISSUED AND OUTSTANDING</b>			
Perks, Playgrounds, Shade Trees	227,267.00	School	3,309,000.00		
Land Reclamation & Conservation	254,554.25	Self-Liquidating	41,961,544.06		
Other Recreational Services	322,811.00	Other	10,134,000.00		
<b>EDUCATION (excluding schools)</b>		Total	55,404,544.06		
Libraries	636,672.00	<b>EQUALIZED VALUATION BASIS</b>			
Other Educational Services	2,500.00	FOR NET DEBT COMPUTATION		1,416,185,526	
<b>STATUTORY EXPENDITURES</b>		<b>REAL PROPERTY VALUATIONS</b>			
Pensions & F. I. C. A.	335,408.00	Code	Class	# of Parcels	% VAL'N
Employee Fringe Benefits	1,207,190.00	1	Vacant Land	652	3.43
Other Statutory Expenditures	100.00	2	Residential	6821	77.42
<b>MUNICIPAL FUNCTIONS</b>		3	Farm	54	.28
TOTAL	11,776,907.82	4e	Commercial	329	14.35
<b>CAPITAL IMPROVEMENTS</b>		4b	Industrial	40	4.35
*MEMO*	100,000.00	4c	Apartments	9	.16
<b>DEBT SERVICE</b>		Total	7905		712,976,900.00
Principal Payments	600,000.00	Land Area	21.46	Sq. Miles	
Interest Payments	507,773.25	Net Valuation Taxable-Municipal		719,166,536	
<b>DEFERRED CHARGES</b>		Net Valuation Taxable-County		1,480,426,777	
SCHOOL, COUNTY, SPECIAL DISTRICT TAXES	24,276,224.68	State Equalized Valuation		1,462,520,373	
RESERVE FOR UNCOLLECTED TAXES	1,258,365.74	State Equalization Ratio		48.96	
EXPENDITURES TOTAL	38,631,368.49				
				<b>CURRENT FINANCES ENDING BALANCE</b>	
				<b>ASSETS</b>	
				Cash	3,051,234.83
				Taxes Receivable	704,447.67
				Tax Title Liens	384,384.36
				Foreclosed Property	371,960.00
				Emergencies & Other Deferred Charges	26,623.93
				State and Federal Aid Receivable	27,474.54
				Other Receivables	144,911.43
				Total	4,711,036.76
				<b>LIABILITIES, RESERVES, AND SURPLUS</b>	
				Cash Liabilities	1,923,076.25
				Reserves for Receivables	1,605,703.46
				Surplus	1,182,257.05
				Total	4,711,036.76

\*Includes County Health Service Taxes or County Open Specie Tax. See Table 13.

1342

Population 1990 6,701  
 Population 1994 6,771  
 S & P Rating  
 Moody Rating AA

General Tax Rate Per \$100. 2.05  
 State Equalized Tax Rate 1.87

**RUMSON BOROUGH - MONMOUTH CO.**  
 Form of Government:  
**Borough Council**  
 Number of Members on Governing Body - 6

ER CAPITA:  
 Gross Debt 1,083.03  
 at Debt 891.68  
 abt Sarvice 169.17  
 etel Tax Lavy 2,938.09  
 nicipal Expenditures 1,262.29

PER CENT:  
 Gross Debt .70  
 Net Debt .57  
 Tax Lavy Collected 95.10  
 Tax Lavy Cancelled, Abated or Adjustad .68

EXPENDITURES-CURRENT YEAR		REVENUES REALIZED-CURRENT YEAR		PROPERTY TAXES-CURRENT YEAR		
<b>GENERAL GOVERNMENT</b>		<b>REVENUES REALIZED-CURRENT YEAR</b>		<b>STATE EQUALIZED TAX RATE</b>		
Governing Body & Public Boards		Property Taxes Collected	18,925,829.89	Local District School Taxes	.52	
Municipal Clerk		Payments in Lieu of Taxes		Regional & Consolidated School Tax	.44	
Financial Administration	119,853.06	Delinquent Tax & Lien Collections	1,042,028.57	School Taxes in Municipal Budget		
Assessment of Taxes	95,713.56	Business Personalty Replacement Taxes	28,282.12	County Taxes	.46 *	
Collection of Taxes	100,515.66	Taxes from Public Utilities	598,116.00	County Library Taxes	.02	
Planning, Housing & Dvelopment	52,356.89	Other Miscellaneous Tax Revenues		Local Municipal Purpose Taxes	.43	
Human Resources	44,073.31	State Aid Revenues	268,805.24	Veteran & Senior Citizen Taxes		
Elections	2,400.00	Federal Aid Revenues		Total Taxes for Rate Computation	1.87	
General Administration (other)	467,456.79			Special District Taxes		
<b>JUDICIARY</b>		Sale of Acquired Property		Bank Corp. Taxes		
Municipal Courts	71,443.00	Other Miscellaneous Revenues	1,634,930.00	Added and Omitted Taxes	81,965.80	
<b>PUBLIC SAFETY</b>		Other Miscellaneous Revenues		Total Taxes Levied - ABSTRACT	19,893,791.59	
Fire Protection	132,856.54			Total Taxes Billed	19,900,831.20	
Police Protection	1,099,724.00	Prior Years Surplus Appropriated	1,150,000.00	<b>TAXES COLLECTED</b>	18,925,829.89	
Civil Defense & Disaster Control	4,000.00	<b>REVENUES TOTAL</b>	23,647,989.82	Taxes Cancelled, Abated or Adjustad	134,737.90	
Environmental Inspection & Control	124,677.69	Reserve For Uncollected Taxes	1,457,489.44	Transfer to Tax Title Liens or Foreclosed		
Other Public Safety		<b>CAPITAL OUTLAY TOTAL</b>		Ending Balance	840,263.41	
<b>PUBLIC WORKS</b>		Public Enterprises		<b>PRIOR YEARS TAXES OUTSTANDING</b>		
Streets and Drainage	980,878.72	Recreation-Cultura		Beginning Balanca	1,370,553.19	
Sewers and Sewage Processing	1,399,578.00	Public Works	66,079.41	Collected	1,042,028.57	
Garbage and Trash Disposal	200,129.00	Buildings and Grounds	379,462.04	Cancelled, Abated or Adjustad	6,716.01	
Public Buildings and Grounds	52,403.00	Library and Education		Transfers to Tax Title Liens or Foreclosed		
Other Public Works		Conservation		Ending Balance	321,808.61	
<b>HEALTH and WELFARE</b>		All Other		<b>TAX TITLE LIENS OUTSTANDING</b>		
Health Services Except Environmental	20,611.00	<b>CAPITAL DEBT AUTHORIZED, ENDING BALANCE</b>		Beginning Balance		
Welfare-Public Assistance	300.00	ISSUED AND UNISSUED		Transfer From Taxes		
Hospital, Clinics, First Aid		School	1,295,652	Redeemed		
Animal, Insect, & Rodent Control	31,303.88	Self-Liquidating		Cancelled, Abated or Adjusted		
Other Welfare Services		Other	6,037,536	Transfers to Forclosed Property		
<b>RECREATION and CONSERVATION</b>		Total	7,333,189	Ending Balance		
Beaches and Boardwalks		ISSUED AND OUTSTANDING		<b>PROPERTY ACQUIRED BY DEED OR FORECLOSURE</b>		
Parks, Playgrounds, Shede Trees	53,980.00	School	1,295,652.31	Beginning Balanca		
Land Reclamation & Conservation	16,898.13	Self-Liquidating		Transfers From Taxes or Liens		
Other Recreational Services	64,631.87	Other	6,033,632.00	Sele for Cash		
<b>EDUCATION (excluding schools)</b>		Total	7,329,284.31	Cancelled, Abated or Adjusted		
Libraries	41,000.00	<b>EQUALIZED VALUATION BASIS FOR NET DEBT COMPUTATION</b>		Ending Balanca		
Other Educational Services		1,053,312,798		5,800.00		
<b>STATUTORY EXPENDITURES</b>		<b>REAL PROPERTY VALUATIONS</b>		<b>CURRENT FINANCES ENDING BALANCE</b>		
Pensions & F. I. C. A.	324,909.52	Code	Class	# of Percels	% VAL'N	ASSETS
Employee Fringa Benelits	393,755.00	1	Vacant Land	70	1.13	Cash
Other Statutory Expenditures		2	Residential	2409	94.01	Taxes Receivable
<b>MUNICIPAL FUNCTIONS TOTAL</b>						Tax Titla Liens
CAPITAL IMPROVEMENTS	5,895,448.62					Foreclosed Property
DEBT SERVICE	50,000.00					Emergencies & Other Deferred Charges
Principal Payments	804,989.00					State and Federal Aid Receivable
Interest Payments	340,481.09					Other Receivables
<b>DEFERRED CHARGES</b>						Total
SCHOOL, COUNTY, SPECIAL DISTRICT TAXES	48,587.26					9,875,532.44
RESERVE FOR UNCOLLECTED TAXES	15,239,578.29					<b>LIABILITIES, RESERVES, AND SURPLUS</b>
EXPENDITURES TOTAL	23,786,573.70					Cash Liabilities
						Reserves for Receivables
						Surplus
						Total
						9,875,532.44

\*Includes County Health Service Taxes or County Open Space Tax. See Table 13.

0430

Population 1990 9,042  
 Population 1994 8,983  
 S & P Rating  
 Moody Rating 3AA1

General Tax Rate Per \$100. 2.99  
 State Equalized Tax Rate 3.14

**RUNNEMEDE BOROUGH - CAMDEN CO.**  
 Form of Government:  
**Borough Council**  
 Number of Members on Governing Body - 6

PER CAPITA:  
 Gross Debt 360.90  
 Net Debt 198.29  
 Debt Service 24.28  
 Total Tax Levy 1,073.47  
 Municipal Expenditures 475.41

PER CENT:  
 Gross Debt 1.06  
 Net Debt .58  
 Tax Levy Collected 95.74  
 Tax Levy Cancelled, Abated or Adjusted .47

EXPENDITURES-CURRENT YEAR		REVENUES REALIZED-CURRENT YEAR		PROPERTY TAXES-CURRENT YEAR	
<b>GENERAL GOVERNMENT</b>				<b>STATE EQUALIZED TAX RATE</b>	
Governing Body & Public Boards	27,866.70	Property Taxes Collected	9,242,542.69	Local District School Taxes	1.20
Municipal Clerk		Payments in Lieu of Taxes		Regional & Consolidated School Tax	.43
Financial Administration	40,382.00	Delinquent Tax & Lien Collections	447,305.49	School Taxes in Municipal Budget	
Assessment of Taxes	18,726.72	Business Personality Replacement Taxes	69,972.08	County Taxes	.83 *
Collection of Taxes	78,815.00	Taxes from Public Utilities	564,785.00	County Library Taxes	
Planning, Housing & Development	16,010.92	Other Miscellaneous Tax Revenues		Local Municipal Purpose Taxes	.68
Human Resources	154,487.73	State Aid Revenues	639,565.29	Veteran & Senior Citizen Taxes	
Elections	3,256.22	Federal Aid Revenues		Total Taxes for Rate Computation	3.14
General Administration (other)	349,198.17			Special District Taxes	
<b>JUDICIARY</b>		Sale of Acquired Property		Bank Corp. Taxes	
Municipal Courts	65,054.00	Other Miscellaneous Revenues	329,705.16	Added and Omitted Taxes	29,275.10
<b>PUBLIC SAFETY</b>		Total	11,293,875.71	Total Taxes Levied - ABSTRACT	9,643,005.92
Fire Protection	125,180.18	Prior Years Surplus Appropriated	360,000.00	Total Taxes Billed	9,653,438.47
Police Protection	636,095.86	REVENUES TOTAL	11,653,875.71	TAXES COLLECTED	9,242,542.69
Civil Defense & Disaster Control		Reserve For Uncollected Taxes	747,997.23	Taxes Cancelled, Abated or Adjusted	45,080.49
Environmental Inspection & Control	66,625.95	<b>CAPITAL OUTLAY TOTAL</b>		Transfer to Tax Title Liens or Foreclosed	25,361.18
Other Public Safety			301,036.78	Ending Balance	340,454.11
<b>PUBLIC WORKS</b>		Public Enterprises		<b>PRIOR YEARS TAXES OUTSTANDING</b>	
Streets and Drainage	290,611.86	Recreation-Culture	20,456.00	Beginning Balance	539,559.08
Sewers and Sewage Processing		Public Works	63,799.78	Collected	440,993.86
Garbage and Trash Disposal	580,000.00	Buildings and Grounds	216,783.00	Cancelled, Abated or Adjusted	24,246.11
Public Buildings and Grounds		Library and Education		Transfers to Tax Title Liens or Foreclosed	37,929.08
Other Public Works		Conservation		Ending Balance	36,390.03
<b>HEALTH and WELFARE</b>		All Other		<b>TAX TITLE LIENS OUTSTANDING</b>	
Health Services Except Environmental	11,432.09	<b>CAPITAL DEBT AUTHORIZED, ENDING BALANCE</b>		Beginning Balance	53,660.89
Welfare-Public Assistance	6,400.01	ISSUED AND UNISSUED	GROSS DEBT	Transfer From Taxes	63,290.26
Hospital, Clinics, First Aid		School	729,279	Redeemed	6,311.63
Animal, Insect, & Rodent Control		Self-Liquidating		Cancelled, Abated or Adjusted	
Other Welfare Services		Other	2,512,717	Transfers to Foreclosed Property	
<b>RECREATION and CONSERVATION</b>		Total	3,241,997	Ending Balance	110,639.52
Beeches and Boardwalks		<b>ISSUED AND OUTSTANDING</b>		<b>PROPERTY ACQUIRED BY DEED OR FORECLOSURE</b>	
Perks, Playgrounds, Shade Trees		School	729,279.76	Beginning Balance	23,817.50
Land Reclamation & Conservation	15,794.40	Self-Liquidating		Transfers From Taxes or Liens	
Other Recreational Services	41,600.00	Other	1,427,000.00	Sale for Cash	
<b>EDUCATION (excluding schools)</b>		Total	2,156,279.76	Cancelled, Abated or Adjusted	
Libraries	103,344.00	<b>EQUALIZED VALUATION BASIS FOR NET DEBT COMPUTATION</b>		Ending Balance	23,817.50
Other Educational Services		304,682,677		<b>CURRENT FINANCES ENDING BALANCE</b>	
<b>STATUTORY EXPENDITURES</b>		<b>REAL PROPERTY VALUATIONS</b>		<b>ASSETS</b>	
Pensions & F. I. C. A.	140,103.04	Code	Class	# of Percels	% VAL'N
Employee Fringe Benefits	282,558.94	1	Vecant Land	119	1.26
Other Statutory Expenditures		2	Residential	2496	77.28
<b>MUNICIPAL FUNCTIONS</b>		<b>ASSESSED VALUATION</b>		Cash	2,374,764.72
TOTAL	3,053,543.79	3	Farm		4,018,400.00
<b>CAPITAL IMPROVEMENTS</b>		4e	Commercial	170	11.28
*MEMO*	20,000.00	4b	Industrial	13	3.75
Principal Payments	131,700.00	4c	Apartments	20	6.43
Interest Payments	86,373.12	Total	2818		318,267,300.00
<b>DEFERRED CHARGES</b>		Land Area	2.00	Sq. Miles	
SCHOOL, COUNTY, SPECIAL DISTRICT TAXES	7,536,730.82	Net Valuation Taxable-Municipal			321,766,395
RESERVE FOR UNCOLLECTED TAXES	747,997.23	Net Valuation Taxable-County			307,876,123
EXPENDITURES TOTAL	11,807,311.43	State Equalized Valuation			307,044,446
		State Equalization Ratio			104.85
				<b>LIABILITIES, RESERVES, AND SURPLUS</b>	
				Cash Liabilities	1,975,195.88
				Reserves for Receivables	528,769.75
				Surplus	926,737.27
				Total	3,430,702.90

\*Includes County Health Service Taxes or County Open Space Tax. See Table 13.

0256

Population 1990 17,790  
 Population 1994 17,930  
 S & P Rating  
 Moody Rating AAA

General Tax Rate Per \$100 2.48  
 State Equalized Tax Rate 2.44

RUTHERFORD BOROUGH - BERGEN CO.

Form of Government:

Borough Council

Number of Members on Governing Body - 6

PER CAPITA:

Gross Debt 663.76  
 Net Debt 498.96  
 Debt Service 53.10  
 Total Tax Levy 1,742.37  
 Municipal Expenditures 915.03

PER CENT:

Gross Debt .93  
 Net Debt .70  
 Tax Levy Collected 96.71  
 Tax Levy Cancelled, Abated or Adjusted 1.33

EXPENDITURES-CURRENT YEAR		REVENUES REALIZED-CURRENT YEAR		PROPERTY TAXES-CURRENT YEAR	
<b>GENERAL GOVERNMENT</b>		<b>REVENUES REALIZED-CURRENT YEAR</b>		<b>STATE EQUALIZED TAX RATE</b>	
Governing Body & Public Boards		Property Taxes Collected	30,305,424.68	Local District School Taxes	1.25 16,111,115.00
Municipal Clerk		Payments in Lieu of Taxes		Regional & Consolidated School Tax	
Financial Administration	36,500.00	Delinquent Tax & Lien Collections	849,441.28	School Taxes in Municipal Budget	
Assessment of Taxes	93,317.00	Business Personalty Replacement Taxes	157,259.64	County Taxes	.29 * 3,789,099.33
Collection of Taxes	170,012.00	Taxes from Public Utilities	919,713.00	County Library Taxes	
Planning, Housing & Development	24,350.00	Other Miscellaneous Tax Revenues		Local Municipal Purpose Taxes	.88 11,337,087.00
Human Resources	106,495.00	State Aid Revenues	1,926,666.32	Veteran & Senior Citizen Taxes	154,100.00
Elections		Federal Aid Revenues		Total Taxes for Rate Computation	2.42 31,391,401.33
General Administration (other)	1,360,065.00			Special District Taxes	
<b>JUDICIARY</b>		Sale of Acquired Property		Bank Corp. Taxes	
Municipal Courts	157,366.00	Other Miscellaneous Revenues	1,394,632.02	Added and Omitted Taxes	3,344.50
<b>PUBLIC SAFETY</b>		Total	35,553,136.94	Total Taxes Levied - ABSTRACT	31,240,645.83
Fire Protection	353,712.00	Prior Years Surplus Appropriated	525,000.00	Total Taxes Billed	31,337,620.95
Police Protection	3,526,516.00	<b>REVENUES TOTAL</b>	<b>36,078,136.94</b>	<b>TAXES COLLECTED</b>	<b>30,305,424.68</b>
Civil Defense & Disaster Control	1,730.00	Reserve For Uncollected Taxes	1,182,000.00	Taxes Cancelled, Abated or Adjusted	415,463.57
Environmental Inspection & Control	128,810.00	<b>CAPITAL OUTLAY TOTAL</b>		Transfer to Tax Title Liens or Foreclosed	4,987.28
Other Public Safety		Public Enterprises		Ending Balance	611,745.42
<b>PUBLIC WORKS</b>		Recreation-Culture	20,824.20	<b>PRIOR YEARS TAXES OUTSTANDING</b>	
Streets and Drainage	978,332.00	Public Works	90,601.38	Beginning Balance	864,204.25
Sewers and Sewage Processing	1,873,016.00	Buildings and Grounds	1,675,657.89	Collected	847,928.15
Garbage and Trash Disposal	1,428,450.00	Library and Education	3,468.40	Cancelled, Abated or Adjusted	16,243.66
Public Buildings and Grounds	182,650.00	Conservation		Transfers to Tax Title Liens or Foreclosed	
Other Public Works	87,000.00	All Other		Ending Balance	32.44
<b>HEALTH and WELFARE</b>		<b>CAPITAL DEBT AUTHORIZED, ENDING BALANCE</b>		<b>TAX TITLE LIENS OUTSTANDING</b>	
Health Services Except Environmental	267,089.00	ISSUED AND UNISSUED	GROSS DEBT	NET DEBT	
Welfare-Public Assistance	56,665.00	School	2,955,000		29,372.34
Hospital, Clinics, First Aid		Self-Liquidating			4,987.28
Animal, Insect, & Rodent Control		Other	8,946,272	Redeemed	1,513.13
Other Welfare Services		Total	11,901,272	Cancelled, Abated or Adjusted	
<b>RECREATION and CONSERVATION</b>		ISSUED AND OUTSTANDING		Transfers to Foreclosed Property	
Beaches and Boardwalks		School	2,955,000.00	Ending Balance	32,846.49
Perks, Playgrounds, Shade Trees	473,564.00	Self-Liquidating		<b>PROPERTY ACQUIRED BY DEED OR FORECLOSURE</b>	
Land Reclamation & Conservation		Other	8,946,272.00	Beginning Balance	10,925.00
Other Recreational Services	387,593.00	Total	11,901,272.00	Transfers From Taxes or Liens	
<b>EDUCATION (excluding schools)</b>		<b>EQUALIZED VALUATION BASIS FOR NET DEBT COMPUTATION</b>		Sole for Cash	
Libraries	583,663.00	REAL PROPERTY VALUATIONS	ASSESSED VALUATION	Cancelled, Abated or Adjusted	
Other Educationel Services	7,500.00	Code Class # of Parcels % VAL'N		Ending Balance	10,925.00
<b>STATUTORY EXPENDITURES</b>		1 Vacant Land 111 1.37	17,039,100.00	<b>CURRENT FINANCES ENDING BALANCE</b>	
Pensions & F. I. C. A.	742,055.00	2 Residential 4951 74.18	921,860,500.00	<b>ASSETS</b>	
Employee Fringe Benefits	1,181,862.00	3 Farm		Cash	3,544,017.59
Other Statutory Expenditures		4a Commercial 238 15.40	191,329,700.00	Taxes Receivable	611,777.86
<b>MUNICIPAL FUNCTIONS TOTAL</b>		4b Industrial 26 4.41	54,804,100.00	Tax Title Liens	32,846.49
<b>CAPITAL IMPROVEMENTS *MEMO*</b>	<b>14,206,312.00</b>	4c Apartments 32 4.65	57,732,500.00	Foreclosed Property	10,925.00
<b>DEBT SERVICE</b>		Total 5358	1,242,765,900.00	Emergencies & Other Deferred Charges	
Principal Payments	560,596.00	Land Area 2.60 Sq. Miles		State and Federal Aid Receivable	
Interest Payments	391,530.86	Net Valuation Taxable-Municipal	1,263,466,889	Other Receivables	2,786.25
<b>DEFERRED CHARGES</b>		Net Valuation Taxable-County	1,322,715,539	Total	4,202,353.19
SCHOOL, COUNTY, SPECIAL DISTRICT TAXES	66,068.00	State Equalized Valuation	1,284,316,546	<b>LIABILITIES, RESERVES, AND SURPLUS</b>	
RESERVE FOR UNCOLLECTED TAXES	1,182,000.00	State Equalization Ratio	98.35	Cash Liabilities	3,132,722.77
<b>EXPENDITURES TOTAL</b>	<b>36,306,721.19</b>			Reserves for Receivables	658,335.60
				Surplus	411,294.82
				Total	4,202,353.19

\*Includes County Health Service Taxes or County Open Space Tax. See Table 13.

0257

Population 1990 13,296  
 Population 1994 13,450  
 S & P Rating  
 Moody Rating A1

General Tax Rate Per \$100. 1.84  
 State Equalized Tax Rate 1.85

**SADDLE BROOK TWP. - BERGEN CO.**  
 Form of Government:  
**Mayor-Council Plan B (OMCL 50)**  
 Number of Members on Governing Body - 7

PER CAPITA:  
 Gross Debt 732.30  
 Net Debt 675.10  
 Debt Service 94.42  
 Total Tax Levy 1,578.55  
 Municipal Expenditures 809.94

PER CENT:  
 Gross Debt .90  
 Net Debt .74  
 Tax Levy Collected 95.28  
 Tax Levy Cancelled, Abated or Adjusted .85

EXPENDITURES-CURRENT YEAR		REVENUES REALIZED-CURRENT YEAR			PROPERTY TAXES-CURRENT YEAR		
<b>GENERAL GOVERNMENT</b>		<b>REVENUES REALIZED-CURRENT YEAR</b>			<b>PROPERTY TAXES-CURRENT YEAR</b>		
Governing Body & Public Boards	30,470.00	Property Taxes Collected	20,240,283.00		STATE EQUALIZED TAX RATE	1.00	
Municipal Clerk	90,124.00	Payments in Lieu of Taxes			Local District School Taxes	11,435,315.50	
Financial Administration	338,313.00	Delinquent Tax & Lien Collections	611,485.00		Regional & Consolidated School Tax		
Assessment of Taxes	31,506.00	Business Personalty Replacement Taxes	362,887.00		School Taxes In Municipal Budget		
Collection of Taxes	76,146.00	Taxes from Public Utilities	1,000,511.00		County Taxes	.25 *	
Planning, Housing & Development	12,334.00	Other Miscellaneous Tax Revenues			County Library Taxes	2,865,022.29	
Human Resources	175,729.00	State Aid Revenues	702,968.00		Local Municipal Purpose Taxes	.60	
Elections	9,364.00	Federal Aid Revenues			Veteran & Senior Citizen Taxes	198,850.00	
General Administration (other)	849,202.00				Total Taxes for Rate Computation	1.85	
<b>JUDICIARY</b>		Sale of Acquired Property	743,893.00		Special District Taxes		
Municipal Courts	156,177.00	Other Miscellaneous Revenues	23,662,027.00		Bank Corp. Taxes		
<b>PUBLIC SAFETY</b>			Total		Added and Omitted Taxes	18,883.00	
Fire Protection	224,721.00	Prior Years Surplus Appropriated	850,000.00		Total Taxes Levied - ABSTRACT	21,231,539.79	
Police Protection	2,468,182.00	REVENUES	TOTAL		Total Taxes Billed	21,242,392.00	
Civil Defense & Disaster Control	11,980.00	Reserve For Uncollected Taxes	1,268,000.00		TAXES COLLECTED	20,240,283.00	
Environmental Inspection & Control	80,019.00				Taxes Cancelled, Abated or Adjusted	180,392.00	
Other Public Safety		CAPITAL OUTLAY	TOTAL		Transfer to Tax Title Liens or Foreclosed	12,363.00	
<b>PUBLIC WORKS</b>			958,043.00		Ending Balance	809,354.00	
Streets and Drainage	583,635.00	Public Enterprises			<b>PRIOR YEARS TAXES OUTSTANDING</b>		
Sewers and Sewage Processing	621,350.00	Recreation-Culture	731.00		Beginning Balance	642,465.00	
Garbage and Trash Disposal	906,467.00	Public Works	29,954.00		Collected	611,485.00	
Public Buildings and Grounds	154,601.00	Buildings and Grounds	926,990.00		Cancelled, Abated or Adjusted		
Other Public Works	33,000.00	Library and Education	368.00		Transfers to Tax Title Liens or Foreclosed		
<b>HEALTH and WELFARE</b>		Conservation			Ending Balance	30,980.00	
Health Services Except Environmental	35,034.00	All Other			TAX TITLE LIENS OUTSTANDING		
Welfare-Public Assistance	9,198.00				Beginning Balance	55,508.00	
Hospital, Clinics, First Aid		CAPITAL DEBT AUTHORIZED, ENDING BALANCE			Transfer From Taxes	12,363.00	
Animal, Insect, & Rodent Control	15,800.00	ISSUED AND UNISSUED	GROSS DEBT		Redeemed		
Other Welfare Services		School	174,849		Cancelled, Abated or Adjusted		
<b>RECREATION and CONSERVATION</b>		Self-Liquidating	673,900		Transfers to Foreclosed Property		
Beaches and Boardwalks		Other	9,000,671		Ending Balance	67,871.00	
Parks, Playgrounds, Shade Trees	20,000.00	Total	9,849,420		PROPERTY ACQUIRED BY DEED OR		
Land Reclamation & Conservation	161,813.00				FORECLOSURE		
Other Recreational Services	125,087.00	ISSUED AND OUTSTANDING			Beginning Balance	163,649.00	
<b>EDUCATION (excluding schools)</b>		School	174,849.00		Transfers From Taxes or Liens		
Libraries	445,055.00	Self-Liquidating			Sale for Cash		
Other Educational Services		Other	8,417,650.00		Cancelled, Abated or Adjusted		
<b>STATUTORY EXPENDITURES</b>		Total	8,592,499.00		Ending Balance	163,649.00	
Pensions & F. I. C. A.	422,864.00	EQUALIZED VALUATION BASIS			<b>CURRENT FINANCES ENDING BALANCE</b>		
Employee Fringe Benefits	190,000.00	FOR NET DEBT COMPUTATION	1,228,051,906		ASSETS		
Other Statutory Expenditures	10,115.00	REAL PROPERTY VALUATIONS			Cash	2,178,045.00	
<b>MUNICIPAL FUNCTIONS</b>		Code	Class	# of Parcels	% VAL'N	Taxes Receivable	840,334.00
<b>CAPITAL IMPROVEMENTS</b>		1	Vacant Land	81	1.11	Tax Title Liens	67,871.00
<b>DEBT SERVICE</b>		2	Residential	3970	61.90	Foreclosed Property	163,649.00
Principal Payments	840,000.00	3	Farm			Emergencies & Other Deferred Charges	50,000.00
Interest Payments	429,897.00	4e	Commercial	125	16.93	State and Federal Aid Receivable	30,000.00
<b>DEFERRED CHARGES</b>		4b	Industrial	85	17.52	Other Receivables	52,659.00
SCHOOL, COUNTY, SPECIAL DISTRICT TAXES	67,500.00	4c	Apartments	6	2.54	Total	3,382,558.00
RESERVE FOR UNCOLLECTED TAXES	14,300,337.79	Total	4267			LIABILITIES, RESERVES, AND SURPLUS	
EXPENDITURES	25,194,020.79	Land Area	2.70	Sq. Miles		Cash Liabilities	1,407,054.00
		Net Valuation Taxable-Municipal	1,153,451,599			Reserves for Receivables	1,120,600.00
		Net Valuation Taxable-County	1,036,039,705			Surplus	854,904.00
		State Equalized Valuation	1,161,555,594			Total	3,382,558.00
		State Equalization Ratio	100.47				

\*Includes County Health Service Taxes or County Open Specie Tax. See Table 13.

0258

Population 1990 2,950  
Population 1994 3,018  
S & P Rating  
Moody Rating

General Tax Rate Per \$100 .85  
State Equalized Tax Rate .86

SADDLE RIVER BOROUGH - BERGEN CO.  
Form of Government:  
Borough Council  
Number of Members on Governing Body - 6

PER CAPITA:  
Gross Debt 463.88  
Net Debt 463.88  
Debt Service 111.75  
Total Tax Levy 2,816.64  
Municipal Expenditures 1,513.18  
PER CENT:  
Gross Debt .14  
Net Debt .14  
Tax Levy Collected 979.46  
Tax Levy Cancelled, Abated or Adjusted .27

EXPENDITURES-CURRENT YEAR		REVENUES REALIZED-CURRENT YEAR			PROPERTY TAXES-CURRENT YEAR	
<b>GENERAL GOVERNMENT</b>		<b>REVENUES REALIZED-CURRENT YEAR</b>			<b>STATE EQUALIZED TAX RATE</b>	
Governing Body & Public Boards		Property Taxes Collected		8,393,744.86	Local District School Taxes	.32
Municipal Clerk		Payments In Lieu of Taxes		276,606.57	Regional & Consolidated School Tax	
Financial Administration	62,700.00	Delinquent Tax & Lien Collections		4,955.00	School Taxes In Municipal Budget	
Assessment of Taxes	114,000.00	Business Personality Replacement Taxes		403,690.00	County Taxes	.30 *
Collection of Taxes	28,050.00	Taxes from Public Utilities		102,647.01	County Library Taxes	
Planning, Housing & Development	56,000.00	Other Miscellaneous Tax Revenues			Local Municipal Purpose Taxes	.23
Human Resources	52,698.70	State Aid Revenues			Veteran & Senior Citizen Taxes	
Elections		Federal Aid Revenues			Total Taxes for Rate Computation	.85
General Administration (other)	416,700.00				Special District Taxes	
<b>JUDICIARY</b>		Sale of Acquired Property		572,363.38	Bank Corp. Taxes	
Municipal Courts	70,895.96	Other Miscellaneous Revenues		9,756,006.82	Added and Omitted Taxes	
<b>PUBLIC SAFETY</b>				9,756,006.82	Total Taxes Levied - ABSTRACT	
Fire Protection	70,151.10	Prior Years Surplus Appropriated		1,217,494.00	Total Taxes Billed	856,973.71
Police Protection	1,047,978.00	<b>REVENUES</b>	<b>TOTAL</b>	10,971,500.82	<b>TAXES COLLECTED</b>	8,393,744.86
Civil Defense & Disaster Control	8,800.00	Reserve For Uncollected Taxes		754,000.00	Taxes Cancelled, Abated or Adjusted	2,329.85
Environmental Inspection & Control	127,500.00	<b>CAPITAL OUTLAY</b>	<b>TOTAL</b>	566,281.50	Transfer to Tax Title Liens or Foreclosed	
Other Public Safety					Ending Balance	173,656.00
<b>PUBLIC WORKS</b>		Public Enterprises			<b>PRIOR YEARS TAXES OUTSTANDING</b>	
Streets and Drainage	376,142.85	Recreation-Culture		9,775.00	Beginning Balance	287,289.99
Sewers and Sewage Processing	9,000.00	Public Works		556,506.50	Collected	276,606.57
Garbage and Trash Disposal	400,500.00	Buildings and Grounds			Cancelled, Abated or Adjusted	
Public Buildings and Grounds	118,000.00	Library and Education			Transfers to Tax Title Liens or Foreclosed	
Other Public Works	5,000.00	Conservation			Ending Balance	10,683.42
<b>HEALTH and WELFARE</b>		All Other			<b>TAX TITLE LIENS OUTSTANDING</b>	
Health Services Except Environmental	25,150.00				Beginning Balance	
Welfare-Public Assistance	2,500.00	<b>CAPITAL DEBT AUTHORIZED, ENDING BALANCE</b>			Transfer From Taxes	
Hospital, Clinics, First Aid	4,500.00	<b>ISSUED AND UNISSUED</b>	<b>GROSS DEBT</b>	<b>NET DEBT</b>	Redeemed	
Animal, Insect, & Rodent Control		School			Cancelled, Abated or Adjusted	
Other Welfare Services		Self-Liquidating			Transfers to Foreclosed Property	
<b>RECREATION and CONSERVATION</b>		Other	1,400,000	1,400,000	Ending Balance	
Beeches and Boardwalks		Total	1,400,000	1,400,000	<b>PROPERTY ACQUIRED BY DEED OR FORECLOSURE</b>	
Parks, Playgrounds, Shade Trees	10,850.00	<b>ISSUED AND OUTSTANDING</b>			Beginning Balance	
Land Reclamation & Conservation	28,207.20	School			Transfers From Taxes or Liens	
Other Recreational Services	15,000.00	Self-Liquidating			Sale for Cash	
<b>EDUCATION (excluding schools)</b>		Other		670,000.00	Cancelled, Abated or Adjusted	
Librerie		Total		670,000.00	Ending Balance	
Other Educational Services	1,500.00	<b>EQUALIZED VALUATION BASIS FOR NET DEBT COMPUTATION</b>		1,028,647,319	<b>CURRENT FINANCES ENDING BALANCE</b>	
<b>STATUTORY EXPENDITURES</b>		<b>REAL PROPERTY VALUATIONS</b>			<b>ASSETS</b>	
Penelons & F. I. C. A.	228,400.00	Code Class # of Parcels % VAL'N			Cash	2,510,745.59
Employee Fringe Benefits	174,000.00	1 Vacant Land 156 5.66		56,677,600.00	Taxes Receivable	184,339.42
Other Statutory Expenditures		2 Residential 1089 92.86		929,845,700.00	Tax Title Liens	
<b>MUNICIPAL FUNCTIONS</b>	<b>TOTAL</b>	3 Farm 15 .37		3,717,000.00	Foreclosed Property	
<b>CAPITAL IMPROVEMENTS</b>	<b>*MEMO*</b>	4e Commercial 15 1.11		11,081,500.00	Emergencies & Other Deferred Charges	80,000.00
<b>DEBT SERVICE</b>		4b Industrial			State and Federal Aid Receivable	12,593.00
Principal Payments	310,000.00	4c Apartments			Other Receivables	237,226.17
Interest Payments	27,266.05	Total	1275	1,001,321,800.00	Total	3,024,904.18
<b>DEFERRED CHARGES</b>		Land Area 4.90 Sq. Miles			<b>LIABILITIES, RESERVES, AND SURPLUS</b>	
SCHOOL, COUNTY, SPECIAL DISTRICT TAXES	21,300.00	Net Valuation Taxable-Municipal		1,002,643,051	Cash Liabilities	1,057,355.19
RESERVE FOR UNCOLLECTED TAXES	6,122,241.32	Net Valuation Taxable-County		1,031,377,155	Reserves for Receivables	421,565.59
<b>EXPENDITURES</b>	<b>TOTAL</b>	State Equalized Valuation		996,670,953	Surplus	1,545,983.40
	10,689,031.18	State Equalization Ratio		100.60	Total	3,024,904.18



Population 1990 6,883
Population 1994 6,647
S & P Rating
Moody Rating BAA1

General Tax Rate Per \$100. 3.31
State Equalized Tax Rate 2.90

SALEM CITY - SALEM COUNTY
Form of Government:
Special Charter (P.L. 1858 c. 65)
Number of Members on Governing Body - 9

PER CAPITA:
Gross Debt 1,455.33
Net Debt 319.93
Debt Service 65.34
Total Tax Levy 612.74
Municipal Expenditures 911.36
PER CENT:
Gross Debt 7.46
Net Debt 1.64
Tax Levy Collected 85.91
Tax Levy Cancelled, Abated or Adjusted .36

Table with columns: EXPENDITURES-CURRENT YEAR, REVENUES REALIZED-CURRENT YEAR, PROPERTY TAXES-CURRENT YEAR. Includes sub-sections like GENERAL GOVERNMENT, JUDICIARY, PUBLIC SAFETY, PUBLIC WORKS, HEALTH and WELFARE, RECREATION and CONSERVATION, EDUCATION, STATUTORY EXPENDITURES, MUNICIPAL FUNCTIONS, CAPITAL IMPROVEMENTS, DEBT SERVICE, DEFERRED CHARGES, and REAL PROPERTY VALUATIONS.

1917

Population 1990 1,732  
 Population 1994 1,805  
 S & P Rating  
 Moody Rating

General Tax Rate Per \$100. 1.85  
 State Equalized Tax Rate 1.82

**SANDYSTON TOWNSHIP - SUSSEX CO.**  
 Form of Government:  
**Township Committee**  
 Number of Members on Governing Body - 3

PER CAPITA:  
 Gross Debt  
 Net Debt  
 Debt Service  
 Total Tax Levy 1,253.16  
 Municipal Expenditures 394.68

PER CENT:  
 Gross Debt  
 Net Debt  
 Tax Levy Collected 91.49  
 Tax Levy Cancelled, Abated or Adjusted .13

EXPENDITURES-CURRENT YEAR		REVENUES REALIZED-CURRENT YEAR			PROPERTY TAXES-CURRENT YEAR	
<b>GENERAL GOVERNMENT</b>		Property Taxes Collected 2,069,949.58			STATE EQUALIZED TAX RATE 1.22 1,516,895.53	
Governing Body & Public Boards		Payments in Lieu of Taxes	31,574.59	Regional & Consolidated School Tax		
Municipal Clerk		Delinquent Tax & Lien Collections	173,211.47	School Taxes in Municipal Budget		
Financial Administration	23,158.38	Business Personality Replacement Taxes	14,602.84	County Taxes	.46 *	568,411.48
Assessment of Taxes	35,500.00	Taxes from Public Utilities	123,587.00	County Library Taxes	.04	47,482.79
Collection of Taxes	20,500.00	Other Miscellaneous Tax Revenues		Local Municipal Purpose Taxes	.10	121,900.00
Planning, Housing & Development	30,615.00	State Aid Revenues	72,023.63	Veteran & Senior Citizen Taxes		23,050.00
Human Resources	17,696.09	Federal Aid Revenues		Total Taxes for Rate Computation	1.82	2,277,739.80
Elections				Special District Taxes		
General Administration (other)	79,050.00			Bank Corp. Taxes		
<b>JUDICIARY</b>		Sale of Acquired Property		Added and Omitted Taxes		7,268.34
Municipal Courts	34,500.00	Other Miscellaneous Revenues	128,517.66	Total Taxes Levied - ABSTRACT		2,261,958.14
<b>PUBLIC SAFETY</b>		Total	2,613,466.77	Total Taxes Billed		2,262,427.41
Fire Protection	37,767.00	Prior Years Surplus Appropriated	80,170.00	TAXES COLLECTED		2,069,949.58
Police Protection	14,952.00	REVENUES TOTAL	2,693,636.77	Taxes Cancelled, Abated or Adjusted		3,004.66
Civil Defense & Disaster Control	550.00	Reserve For Uncollected Taxes	211,445.00	Transfer to Tax Title Liens or Foreclosed		15,952.25
Environmental Inspection & Control	24,950.00	CAPITAL OUTLAY TOTAL	3,223.00	Ending Balance		173,520.92
Other Public Safety				<b>PRIOR YEARS TAXES OUTSTANDING</b>		
<b>PUBLIC WORKS</b>		Public Enterprises		Beginning Balance		187,882.51
Streets and Drainage	121,176.00	Recreation-Culture		Collected		151,287.31
Sewers and Sewage Processing		Public Works	3,223.00	Cancelled, Abated or Adjusted		143.00
Garbage and Trash Disposal		Buildings and Grounds		Transfers to Tax Title Liens or Foreclosed		1,426.19
Public Buildings and Grounds	11,400.00	Library and Education		Ending Balance		35,026.01
Other Public Works		Conservation		<b>TAX TITLE LIENS OUTSTANDING</b>		
<b>HEALTH and WELFARE</b>		All Other		Beginning Balance		83,272.91
Health Services Except Environmental	4,300.00	<b>CAPITAL DEBT AUTHORIZED, ENDING BALANCE</b>			Transfer From Taxes	17,557.57
Welfare-Public Assistance	940.00	ISSUED AND UNISSUED	GROSS DEBT	Redeemed		21,924.16
Hospital, Clinics, First Aid	2,700.00	School		Cancelled, Abated or Adjusted		
Animal, Insect, & Rodent Control		Self-Liquidating		Transfers to Foreclosed Property		
Other Welfare Services		Other		Ending Balance		78,906.32
<b>RECREATION and CONSERVATION</b>		Total		<b>PROPERTY ACQUIRED BY DEED OR FORECLOSURE</b>		
Beaches and Boardwalks		ISSUED AND OUTSTANDING		Beginning Balance		50,600.00
Perks, Playgrounds, Shade Trees		School		Transfers From Taxes or Liens		
Land Reclamation & Conservation		Self-Liquidating		Sale for Cash		
Other Recreational Services	2,200.00	Other		Cancelled, Abated or Adjusted		
<b>EDUCATION (excluding schools)</b>		Total		Ending Balance		50,600.00
Libraries		EQUALIZED VALUATION BASIS		<b>CURRENT FINANCES ENDING BALANCE</b>		
Other Educational Services		FOR NET DEBT COMPUTATION	123,355,862	ASSETS		
<b>STATUTORY EXPENDITURES</b>		<b>REAL PROPERTY VALUATIONS</b>			Cash	303,606.70
Pensions & F. I. C. A.	20,600.00	Code	Class	# of Parcels	% VAL'N	ASSESSED VALUATION
Employee Fringe Benefits		1	Vacant Land	252	8.19	9,895,300.00
Other Statutory Expenditures		2	Residential	776	75.14	90,839,600.00
<b>MUNICIPAL FUNCTIONS</b>		3	Farm	219	8.39	9,771,400.00
CAPITAL IMPROVEMENTS	5,000.00	4a	Commercial	46	7.44	8,989,600.00
DEBT SERVICE		4b	Industrial	5	1.15	1,394,700.00
Principal Payments		4c	Apartments			
Interest Payments		Total		1298		120,890,600.00
<b>DEFERRED CHARGES</b>		Land Area 41.40 Sq. Miles			Total	
SCHOOL, COUNTY, SPECIAL DISTRICT TAXES	2,132,789.80	Net Valuation Taxable-Municipal		121,900,490	LIABILITIES, RESERVES, AND SURPLUS	
RESERVE FOR UNCOLLECTED TAXES	211,445.00	Net Valuation Taxable-County		125,421,918	Cash Liabilities	92,150.81
EXPENDITURES TOTAL	2,845,188.27	State Equalized Valuation		124,078,810	Reserves for Receivables	363,133.22
		State Equalization Ratio		98.23	Surplus	227,055.89
					Total	682,339.92



Population 1990 **34,986**  
 Population 1994 **36,322**  
 S & P Rating  
 Moody Rating **AA**

General Tax Rate Per \$100. **1.89**  
 State Equalized Tax Rate **1.80**

**SAYREVILLE BOROUGH - MIDDLESEX CO.**

Form of Government:

**Borough Council**

Number of Members on Governing Body - 6

PER CAPITA: Gross Debt **1,351.27** PER CENT: Gross Debt **2.29**  
 Net Debt **954.62** Net Debt **1.62**  
 Debt Service **118.56** Tax Levy Collected **98.13**  
 Total Tax Levy **1,051.03** Tax Levy Cancelled, Abated or Adjusted **.21**  
 Municipal Expenditures **810.58**

EXPENDITURES-CURRENT YEAR		REVENUES REALIZED-CURRENT YEAR		PROPERTY TAXES-CURRENT YEAR	
<b>GENERAL GOVERNMENT</b>		<b>REVENUES REALIZED-CURRENT YEAR</b>		<b>PROPERTY TAXES-CURRENT YEAR</b>	
Governing Body & Public Boards		Property Taxes Collected	<b>37,460,263.39</b>	STATE EQUALIZED TAX RATE	
Municipal Clerk		Payments In Lieu of Taxes	<b>1,080,000.00</b>	Local District School Taxes	<b>1.74</b> <b>24,004,931.00</b>
Financial Administration	<b>414,800.00</b>	Delinquent Tax & Lien Collections	<b>685,374.90</b>	Regional & Consolidated School Tax	
Assessment of Taxes	<b>256,800.00</b>	Business Personalty Replacement Taxes	<b>1,449,161.68</b>	School Taxes in Municipal Budget	
Collection of Taxes	<b>140,400.00</b>	Taxes from Public Utilities	<b>10,509,302.00</b>	County Taxes	<b>.43</b> * <b>9,142,461.49</b>
Planning, Housing & Development	<b>117,600.00</b>	Other Miscellaneous Tax Revenues		County Library Taxes	
Human Resources	<b>525,543.00</b>	State Aid Revenues	<b>1,725,801.97</b>	Local Municipal Purpose Taxes	<b>.23</b> <b>4,882,845.00</b>
Elections	<b>20,700.00</b>	Federal Aid Revenues		Veteran & Senior Citizen Taxes	<b>353,750.00</b>
General Administration (other)	<b>2,427,851.00</b>			Total Taxes for Rate Computation	<b>1.80</b> <b>38,383,987.49</b>
<b>JUDICIARY</b>		Sale of Acquired Property		Special District Taxes	
Municipal Courts	<b>367,533.00</b>	Other Miscellaneous Revenues	<b>5,106,102.89</b>	Bank Corp. Taxes	
<b>PUBLIC SAFETY</b>				Added and Omitted Taxes	<b>145,430.96</b>
Fire Protection	<b>418,585.00</b>		<b>Total</b> <b>58,016,006.83</b>	Total Taxes Levied - ABSTRACT	<b>38,175,668.45</b>
Police Protection	<b>6,353,196.00</b>	Prior Years Surplus Appropriated	<b>4,430,000.00</b>	Total Taxes Billed	<b>38,175,668.45</b>
Civil Defense & Disaster Control	<b>20,000.00</b>	<b>REVENUES</b>	<b>TOTAL</b> <b>62,446,006.83</b>	<b>TAXES COLLECTED</b>	<b>37,460,263.39</b>
Environmental Inspection & Control	<b>229,863.00</b>	Reserve For Uncollected Taxes	<b>2,406,531.00</b>	Taxes Cancelled, Abated or Adjusted	<b>80,848.53</b>
Other Public Safety		<b>CAPITAL OUTLAY</b>	<b>TOTAL</b> <b>3,621,163.64</b>	Transfer to Tax Title Liens or Foreclosed	<b>16,834.23</b>
<b>PUBLIC WORKS</b>				Ending Balance	<b>617,722.30</b>
Streets and Drainage	<b>1,075,961.00</b>	Public Enterprises		<b>PRIOR YEARS TAXES OUTSTANDING</b>	
Sewers and Sewage Processing	<b>2,263,934.00</b>	Recreation-Culture	<b>43,924.26</b>	Beginning Balance	<b>1,316,845.00</b>
Garbage and Trash Disposal	<b>1,953,975.00</b>	Public Works	<b>2,485,645.50</b>	Collected	<b>685,374.90</b>
Public Buildings and Grounds	<b>986,400.00</b>	Buildings and Grounds	<b>1,081,206.88</b>	Cancelled, Abated or Adjusted	
Other Public Works	<b>166,000.00</b>	Library and Education	<b>10,387.00</b>	Transfers to Tax Title Liens or Foreclosed	<b>121.56</b>
<b>HEALTH and WELFARE</b>		Conservation		Ending Balance	<b>631,348.54</b>
Health Services Except Environmental	<b>162,300.00</b>	All Other		<b>TAX TITLE LIENS OUTSTANDING</b>	
Welfare-Public Assistance	<b>51,700.00</b>			Beginning Balance	<b>259,195.00</b>
Hospital, Clinics, First Aid		<b>CAPITAL DEBT AUTHORIZED, ENDING BALANCE</b>		Transfer From Taxes	<b>16,955.79</b>
Animal, Insect, & Rodent Control	<b>9,000.00</b>	<b>ISSUED AND UNISSUED</b>	<b>GROSS DEBT</b>	Redeemed	
Other Welfare Services	<b>11,000.00</b>	School	<b>1,150,000</b>	Cancelled, Abated or Adjusted	
<b>RECREATION and CONSERVATION</b>		Self-Liquidating	<b>13,517,810</b>	Transfers to Foreclosed Property	<b>10,274.51</b>
Beeches and Boardwalks		Other	<b>34,413,000</b>	Ending Balance	<b>265,876.28</b>
Perks, Playgrounds, Shade Trees	<b>899,500.00</b>	Total	<b>49,080,810</b>	<b>PROPERTY ACQUIRED BY DEED OR FORECLOSURE</b>	
Land Reclamation & Conservation	<b>5,200.00</b>	<b>ISSUED AND OUTSTANDING</b>		Beginning Balance	<b>245,525.49</b>
Other Recreational Services	<b>16,000.00</b>	School	<b>1,150,000.00</b>	Transfers From Taxes or Liens	<b>10,274.51</b>
<b>EDUCATION (excluding schools)</b>		Self-Liquidating	<b>13,350,000.00</b>	Sale for Cash	
Libraries	<b>747,400.00</b>	Other	<b>28,319,000.00</b>	Cancelled, Abated or Adjusted	
Other Educational Services	<b>4,300.00</b>	Total	<b>42,819,000.00</b>	Ending Balance	<b>255,800.00</b>
<b>STATUTORY EXPENDITURES</b>		<b>EQUALIZED VALUATION BASIS FOR NET DEBT COMPUTATION</b>	<b>2,146,931,753</b>	<b>CURRENT FINANCES ENDING BALANCE</b>	
Pensions & F. I. C. A.	<b>1,239,000.00</b>	<b>REAL PROPERTY VALUATIONS</b>		<b>ASSETS</b>	
Employee Fringe Benefits	<b>1,507,800.00</b>	Code Class # of Parcels % VAL'N	<b>ASSESSED VALUATION</b>	Cash	<b>6,593,274.70</b>
Other Statutory Expenditures	<b>100.00</b>	1 Vacant Land 892 4.64	<b>92,197,300.00</b>	Texas Receivable	<b>1,249,070.84</b>
<b>MUNICIPAL FUNCTIONS</b>	<b>TOTAL</b> <b>22,392,441.00</b>	2 Residential 10211 69.15	<b>1,375,119,100.00</b>	Tax Title Liens	<b>265,876.28</b>
<b>CAPITAL IMPROVEMENTS</b>	<b>*MEMO*</b> <b>263,000.00</b>	3 Farm 4 .02	<b>486,200.00</b>	Foreclosed Property	<b>255,800.00</b>
<b>DEBT SERVICE</b>		4e Commercial 385 9.34	<b>185,800,500.00</b>	Emergencies & Other Deferred Charges	<b>290,000.00</b>
Principal Payments	<b>2,740,000.00</b>	4b Industrial 37 10.49	<b>208,661,100.00</b>	State and Federal Aid Receivable	
Interest Payments	<b>1,566,473.75</b>	4c Apartments 21 6.35	<b>126,203,000.00</b>	Other Receivables	<b>227,795.24</b>
<b>DEFERRED CHARGES</b>	<b>336,316.35</b>	Total 11550	<b>1,988,467,200.00</b>	Total	<b>8,881,817.06</b>
SCHOOL, COUNTY, SPECIAL DISTRICT TAXES	<b>33,147,392.49</b>	Land Area 16.60 Sq Miles		<b>LIABILITIES, RESERVES, AND SURPLUS</b>	
RESERVE FOR UNCOLLECTED TAXES	<b>2,406,531.00</b>	Net Valuation Taxable-Municipal	<b>2,012,788,939</b>	Cash Liabilities	<b>3,256,755.00</b>
<b>EXPENDITURES</b>	<b>TOTAL</b> <b>62,589,154.59</b>	Net Valuation Taxable-County	<b>2,119,905,320</b>	Reserves for Receivables	<b>1,998,542.36</b>
		State Equalized Valuation	<b>2,110,418,256</b>	Surplus	<b>3,626,519.70</b>
		State Equalization Ratio	<b>95.32</b>	Total	<b>8,881,817.06</b>

2016

Population 1990 21,160  
 Population 1994 22,368  
 S & P Rating  
 Moody Rating AA

General Tax Rate Per \$100. 4.68  
 State Equalized Tax Rate 2.45

SCOTCH PLAINS TOWNSHIP - UNION CO.  
 Form of Government:  
 Council-Manager Plan E (OMCL 50)  
 Number of Members on Governing Body - 5

PER CAPITA: PER CENT:  
 Gross Debt 542.08 Gross Debt .73  
 Net Debt 373.98 Net Debt .50  
 Debt Service 22.35 Tax Levy Collected 98.22  
 Total Tax Levy 1,890.02 Tax Levy Cancelled, Abated  
 Municipal Expenditures 607.49 or Adjusted .12

EXPENDITURES-CURRENT YEAR		REVENUES REALIZED-CURRENT YEAR		PROPERTY TAXES-CURRENT YEAR	
<b>GENERAL GOVERNMENT</b>		<b>REVENUES REALIZED-CURRENT YEAR</b>		<b>PROPERTY TAXES-CURRENT YEAR</b>	
Governing Body & Public Boards		Property Taxes Collected	41,568,987.42	STATE EQUALIZED TAX RATE	
Municipal Clerk		Payments in Lieu of Taxes		Local District School Taxes	
Financial Administration	156,336.65	Delinquent Tax & Lien Collections	825,871.98	Regional & Consolidated School Tax	1.57
Assessment of Taxes	81,879.00	Business Personalty Replacement Taxes	134,129.92	School Taxes in Municipal Budget	
Collection of Taxes	92,325.00	Taxes from Public Utilities	1,559,076.00	County Taxes	.47 *
Planning, Housing & Development	125,225.00	Other Miscellaneous Tax Revenues		County Library Taxes	
Human Resources	225,437.66	State Aid Revenues	1,276,801.22	Local Municipal Purpose Taxes	.41
Elections	6,550.00	Federal Aid Revenues		Veteran & Senior Citizen Taxes	
General Administration (other)	1,205,520.00			Total Taxes for Rate Computation	2.45
<b>JUDICIARY</b>		Sale of Acquired Property		Special District Taxes	
Municipal Courts	94,270.00	Other Miscellaneous Revenues	1,572,929.67	Bank Corp. Taxes	
<b>PUBLIC SAFETY</b>				Added and Omitted Taxes	
Fire Protection	462,892.00			Total Taxes Levied - ABSTRACT	42,275,920.85
Police Protection	2,813,341.20	Prior Years Surplus Appropriated	2,015,324.00	Total Taxes Billed	42,321,654.32
Civil Defense & Disaster Control	11,285.00	<b>REVENUES TOTAL</b>	<b>48,953,120.21</b>	<b>TAXES COLLECTED</b>	<b>41,568,987.42</b>
Environmental Inspection & Control	261,200.00	Reserve For Uncollected Taxes	1,245,000.00	Taxes Cancelled, Abated or Adjusted	49,582.68
Other Public Safety		<b>CAPITAL OUTLAY TOTAL</b>	<b>1,253,391.89</b>	Transfer to Tax Title Liens or Foreclosed	34,682.55
<b>PUBLIC WORKS</b>				Ending Balance	668,401.67
Streets and Drainage	2,198,576.22	Public Enterprises		<b>PRIOR YEARS TAXES OUTSTANDING</b>	
Sewers and Sewage Processing	1,040,650.00	Recreation-Culture		Beginning Balance	858,805.58
Garbage and Trash Disposal		Public Works	258,781.12	Collected	793,695.91
Public Buildings and Grounds	164,371.00	Buildings and Grounds	994,610.77	Cancelled, Abated or Adjusted	2,367.91
Other Public Works	60,000.00	Library and Education		Transfers to Tax Title Liens or Foreclosed	
<b>HEALTH and WELFARE</b>		Conservation		Ending Balance	62,741.76
Health Services Except Environmental	61,850.00	All Other		<b>TAX TITLE LIENS OUTSTANDING</b>	
Welfare-Public Assistance	26,000.00			Beginning Balance	204,875.60
Hospital, Clinics, First Aid	2,000.00	<b>CAPITAL DEBT AUTHORIZED, ENDING BALANCE</b>		Transfer From Taxes	34,682.55
Animal, Insect, & Rodent Control		<b>ISSUED AND UNISSUED</b>		Redeemed	32,176.07
Other Welfare Services		School	3,699,634	Cancelled, Abated or Adjusted	
<b>RECREATION and CONSERVATION</b>		Self-Liquidating		Transfers to Foreclosed Property	
Beeches and Boardwalks		Other	8,425,520	Ending Balance	207,382.08
Parks, Playgrounds, Shade Trees	286,583.00	Total	12,125,154	<b>PROPERTY ACQUIRED BY DEED OR FORECLOSURE</b>	
Land Reclamation & Conservation	22,953.36	<b>ISSUED AND OUTSTANDING</b>		Beginning Balance	261,924.00
Other Recreational Services	247,909.00	School	3,691,067.00	Transfers From Taxes or Liens	
<b>EDUCATION (excluding schools)</b>		Self-Liquidating		Sale for Cash	
Libraries	616,056.00	Other	5,593,000.00	Cancelled, Abated or Adjusted	
Other Educational Services		Total	9,284,067.00	Ending Balance	261,924.00
<b>STATUTORY EXPENDITURES</b>		<b>EQUALIZED VALUATION BASIS FOR NET DEBT COMPUTATION</b>		<b>CURRENT FINANCES ENDING BALANCE</b>	
Pensions & F. I. C. A.	658,200.00		1,669,452,651	<b>ASSETS</b>	
Employee Fringe Benefits	822,000.00	<b>REAL PROPERTY VALUATIONS</b>		Cash	6,591,361.78
Other Statutory Expenditures		Code Class # of Parcels % VAL'N		Taxes Receivable	731,143.43
<b>MUNICIPAL FUNCTIONS</b>		1 Vacant Land 406 1.82	16,225,500.00	Tax Title Liens	207,382.08
<b>CAPITAL IMPROVEMENTS</b>		2 Residential 6782 86.40	770,818,800.00	Foreclosed Property	261,924.00
<b>DEBT SERVICE</b>		3 Farm 16 .23	2,012,400.00	Emergencies & Other Deferred Charges	
Principal Payments	285,000.00	4a Commercial 241 7.07	63,093,900.00	State and Federal Aid Receivable	29,078.95
Interest Payments	214,835.35	4b Industrial 26 .71	6,359,900.00	Other Receivables	180,702.32
		4c Apartments 8 3.77	33,673,500.00	Total	8,001,592.56
		Total 7479	892,184,000.00	<b>LIABILITIES, RESERVES, AND SURPLUS</b>	
<b>DEFERRED CHARGES</b>		Land Area 9.20 Sq. Miles		Cash Liabilities	4,528,100.90
SCHOOL, COUNTY, SPECIAL DISTRICT TAXES	34,818,112.10	Net Valuation Taxable-Municipal	894,677,817	Reserves for Receivables	1,381,151.83
RESERVE FOR UNCOLLECTED TAXES	1,245,000.00	Net Valuation Taxable-County	1,696,689,471	Surplus	2,092,339.83
<b>EXPENDITURES</b>		State Equalized Valuation	1,708,390,567	Total	8,001,592.56
TOTAL	11,743,408.09	State Equalization Ratio	52.30		
	<b>* MEMO *</b>				
	85,000.00				

1343

Population 1990 1,693  
 Population 1994 1,710  
 S & P Rating  
 Moody Rating 3AA1

General Tax Rate Par \$100 2.06  
 State Equalized Tax Rate 2.04

SEA BRIGHT BOROUGH - MONMOUTH CO.  
 Form of Government:  
**Borough Council**  
 Number of Members on Governing Body - 6

PER CAPITA:  
 Gross Debt 2,721.77  
 Net Debt 2,721.77  
 Debt Service 284.87  
 Total Tax Levy 2,400.57  
 Municipal Expenditures 1,859.99

PER CENT:  
 Gross Debt 2.35  
 Net Debt 2.36  
 Tax Levy Collected 94.74  
 Tax Levy Cancelled, Abated or Adjusted .13

EXPENDITURES-CURRENT YEAR		REVENUES REALIZED-CURRENT YEAR		PROPERTY TAXES-CURRENT YEAR	
<b>GENERAL GOVERNMENT</b>		<b>REVENUES REALIZED-CURRENT YEAR</b>		<b>PROPERTY TAXES-CURRENT YEAR</b>	
Governing Body & Public Boards		Property Taxes Collected	3,895,085.88	STATE EQUALIZED TAX RATE	
Municipal Clerk		Payments In Lieu of Taxes		Local District School Taxes	.26 515,271.00
Financial Administration	33,030.75	Delinquent Tax & Lien Collections	213,824.33	Ragional & Consolidated School Tax	.29 579,176.10
Assessment of Taxes	19,062.00	Business Parsonely Replcement Taxes	34,871.76	School Taxes In Municipal Budget	
Collection of Taxes	32,064.00	Taxes from Public Utilitias	142,978.00	County Taxaa	.45 * 903,605.46
Planning, Housing & Developmant	23,500.00	Other Miscellaneous Tax Ravanuas		County Library Taxes	.02 38,548.66
Human Rausourcas	78,263.21	Stata Aid Ravanuas	306,265.79	Local Municipal Purposa Taxes	1.03 2,065,900.00
Elections		Federal Aid Ravanuaa		Veteran & Sanlor Citizan Taxes	
General Administration (other)	287,629.95			Total Taxes for Rate Computation	2.05 4,113,751.22
<b>JUDICIARY</b>		Sela ol Acquired Property		Speclal District Taxes	
Municipal Courts	146,000.00	Other Miscellaneous Ravanuas	403,290.92	Bank Corp. Taxes	
<b>PUBLIC SAFETY</b>				Added end Omitted Taxes	
Fire Protection	51,671.90	Total	4,996,316.68	Total Taxes Lavied - ABSTRACT	4,104,982.14
Police Protection	651,558.97	Prior Years Surplus Appropriated	58,300.00	Total Taxes Billad	4,111,430.30
Chvl Dafansa & Disastar Control	65,758.00	<b>REVENUES TOTAL</b>	<b>5,054,616.68</b>	<b>TAXES COLLECTED</b>	<b>3,895,085.88</b>
Environmantel Inspektion & Control	18,082.77	Reserve For Uncollected Taxes	233,599.33	Taxes Cancelled, Abated or Adjustad	5,275.62
Other Public Safety		<b>CAPITAL OUTLAY TOTAL</b>	<b>2,409,201.22</b>	Trnsfer to Tax Title Liens or Foreclosed	1,021.68
<b>PUBLIC WORKS</b>				Ending Balance	210,047.12
Streets and Drainaga	178,976.85	Public Entarprises		<b>PRIOR YEARS TAXES OUTSTANDING</b>	
Sewars and Sewaga Processing		Racraation-Cultura	236,484.14	Beginning Balance	225,858.16
Garbaga and Trash Disposol	317,250.00	Public Works	1,763,645.43	Collected	213,824.33
Public Buildings and Grounds	12,500.00	Buildings and Grounds	409,071.65	Cancelled, Abatad or Adjusted	8,746.00
Other Public Works	35,626.25	Librery and Education		Trnsfers to Tax Titla Liens or Foreclosed	3,287.83
<b>HEALTH and WELFARE</b>		Conservation		Ending Befence	
Health Sarvicas Except Environmantal	34,200.00	All Other		<b>TAX TITLE LIENS OUTSTANDING</b>	
Walbara-Public Assistance	2,284.00			Beginning Balance	2,504.85
Hospital, Clinics, First Aid		<b>CAPITAL DEBT AUTHORIZED, ENDING BALANCE</b>		Trnsfer From Taxes	4,309.51
Animal, Insect, & Rodent Control		<b>ISSUED AND UNISSUED</b>		Redeemed	
Other Walbara Sarvicas		School		Cancelled, Abatad or Adjusted	
<b>RECREATION and CONSERVATION</b>		Self-Liquidating		Trnslars to Foreclosed Property	
Beachas and Boardwelks		Other	4,654,229	Ending Balance	6,814.36
Parks, Playgrounds, Shade Traas	13,844.84	Total	4,654,229	<b>PROPERTY ACQOURED BY DEED OR FORECLOSURE</b>	
Land Reclamallon & Consarvation	45,023.76	<b>ISSUED AND OUTSTANDING</b>		Beginning Balance	6,600.00
Other Recraational Sarvicas		School		Trnsfers From Taxes or Liens	
<b>EDUCATION (excluding schools)</b>		Self-Liquidating		Sale for Cash	
Librarias	20,000.00	Other	3,787,600.37	Cancelled, Abated or Adjusted	
Other Educationel Sarvicas		Total	3,787,600.37	Ending Balance	6,600.00
<b>STATUTORY EXPENDITURES</b>		<b>EQUALIZED VALUATION BASIS</b>		<b>CURRENT FINANCES ENDING BALANCE</b>	
Pensions & F. I. C. A.	124,332.99	<b>FOR NET DEBT COMPUTATION</b>	<b>196,802,437</b>	<b>ASSETS</b>	
Employee Fringa Banafits	182,535.05	<b>REAL PROPERTY VALUATIONS</b>		Cesh	1,320,863.74
Other Statutory Expendituras		<b>Code Class # of Parcels % VALN ASSESSED VALUATION</b>		Taxes Receivaba	210,047.12
<b>MUNICIPAL FUNCTIONS</b>		1 Vacant Land 146 .90	1,791,400.00	Tax Titla Liens	6,814.36
<b>CAPITAL IMPROVEMENTS</b>		2 Residantiel 1021 75.40	149,370,700.00	Foreclosed Property	6,600.00
<b>DEBT SERVICE</b>		3 Farm		Emergencies & Other Defarred Chergas	77,250.00
Principal Payments	347,761.51	4a Commercial 73 21.71	43,005,100.00	Stata and Fadaral Aid Receivaba	100,200.00
Interest Payments	139,360.26	4b Industrial		Other Receivabias	19,743.00
		4c Apartments 8 1.98	3,929,600.00	Total	1,741,518.22
		Total 1248	198,096,800.00	<b>LIABILITIES, RESERVES, AND SURPLUS</b>	
<b>DEFERRED CHARGES</b>		Land Area .60 Sq. Miles		Cash Liabilities	1,244,175.40
SCHOOL, COUNTY, SPECIAL DISTRICT TAXES	2,036,601.22	Net Valuation Taxable-Municipal	198,841,913	Reserves for Receivabias	243,204.48
RESERVE FOR UNCOLLECTED TAXES	233,599.33	Net Valuation Taxable-County	198,659,781	Surplus	254,138.34
<b>EXPENDITURES TOTAL</b>	<b>5,217,180.43</b>	State Equalized Valuation	201,105,991	Total	1,741,518.22
		State Equalization Ratio	98.87		

\*Includes County Health Service Taxes or County Open Space Tax. See Table 13

1344

Population 1990 2,099  
 Population 1994 2,128  
 S & P Rating  
 Moody Rating A

General Tax Rate Per \$100. 1.11  
 State Equalized Tax Rate 1.23

**SEA GIRT BOROUGH - MONMOUTH CO.**  
 Form of Government:  
**Borough Council**  
 Number of Members on Governing Body - 6

PER CAPITA:  
 Gross Debt 1,825.41  
 Net Debt 1,621.63  
 Debt Service 204.92  
 Total Tax Levy 2,956.40  
 Municipal Expenditures 1,405.49

PER CENT:  
 Gross Debt .77  
 Net Debt .69  
 Tax Levy Collected 96.61  
 Tax Levy Cancelled, Abated or Adjusted .73

EXPENDITURES-CURRENT YEAR		REVENUES REALIZED-CURRENT YEAR			PROPERTY TAXES-CURRENT YEAR	
<b>GENERAL GOVERNMENT</b>					<b>STATE EQUALIZED TAX RATE</b>	
Governing Body & Public Boards	23,050.00	Property Taxes Collected	6,082,131.05		Local District School Taxes	.43 2,174,707.00
Municipal Clerk		Payments in Lieu of Taxes			Regional & Consolidated School Tax	
Financial Administration	7,500.00	Delinquent Tax & Lien Collections	134,369.82		School Taxes in Municipal Budget	
Assessment of Taxes	12,200.00	Business Personality Replacement Taxes	9,698.72		County Taxes	.45 * 2,297,708.71
Collection of Taxes	37,150.00	Taxes from Public Utilities	156,285.00		County Library Taxes	.02 97,815.48
Planning, Housing & Development	13,481.00	Other Miscellaneous Tax Revenues			Local Municipal Purpose Taxes	.33 1,688,800.00
Human Resources	48,450.03	State Aid Revenues	300,396.49		Veteran & Senior Citizen Taxes	12,600.00
Elections		Federal Aid Revenues			Total Taxes for Rate Computation	1.23 6,271,631.19
General Administration (other)	223,436.00				Special District Taxes	
<b>JUDICIARY</b>		Sale of Acquired Property	318,161.94		Bank Corp. Taxes	
Municipal Courts	63,525.00	Other Miscellaneous Revenues	7,001,043.02		Added and Omitted Taxes	32,179.84
<b>PUBLIC SAFETY</b>			Total 7,001,043.02		Total Taxes Levied - ABSTRACT	6,291,211.03
Fire Protection	28,871.00	Prior Years Surplus Appropriated	487,000.00		Total Taxes Billed	6,295,232.43
Police Protection	753,196.16	<b>REVENUES</b>	<b>TOTAL</b>		<b>TAXES COLLECTED</b>	<b>6,082,131.05</b>
Civil Defense & Disaster Control	3,209.00	Reserve For Uncollected Taxes	188,724.18		Taxes Cancelled, Abated or Adjusted	45,735.82
Environmental Inspection & Control	16,500.00	<b>CAPITAL OUTLAY</b>	<b>TOTAL</b>		Transfer to Tax Title Liens or Foreclosed	
Other Public Safety			420,256.71		Ending Balance	167,365.56
<b>PUBLIC WORKS</b>		Public Enterprises	151,525.89		<b>PRIOR YEARS TAXES OUTSTANDING</b>	
Streets and Drainage	408,776.80	Recreation-Culture	17,159.23		Beginning Balance	146,111.64
Sewers and Sewage Processing	15,000.00	Public Works	120,071.88		Collected	134,369.82
Garbage and Trash Disposal	214,731.00	Buildings and Grounds	131,499.71		Cancelled, Abated or Adjusted	10,658.47
Public Buildings and Grounds	62,950.00	Library and Education			Transfers to Tax Title Liens or Foreclosed	
Other Public Works		Conservation			Ending Balance	1,033.35
<b>HEALTH and WELFARE</b>		All Other			<b>TAX TITLE LIENS OUTSTANDING</b>	
Health Services Except Environmental	17,268.00				Beginning Balance	
Welfare-Public Assistance	2,977.00	<b>CAPITAL DEBT AUTHORIZED, ENDING BALANCE</b>			Transfer From Taxes	
Hospital, Clinics, First Aid		<b>ISSUED AND UNISSUED</b>	<b>GROSS DEBT</b>		Redeemed	
Animal, Insect, & Rodent Control		School			Cancelled, Abated or Adjusted	
Other Welfare Services		Self-Liquidating	1,056,740		Transfers to Foreclosed Property	
<b>RECREATION and CONSERVATION</b>		Other	2,827,723		Ending Balance	
Beeches and Boardwalks		Total	3,884,463		<b>PROPERTY ACQUIRED BY DEED OR FORECLOSURE</b>	
Perks, Playgrounds, Shade Trees	45,400.00				Beginning Balance	
Land Reclamation & Conservation	24,540.00	<b>ISSUED AND OUTSTANDING</b>			Transfers From Taxes or Liens	
Other Recreational Services	12,500.00	School			Sale for Cash	
<b>EDUCATION (excluding schools)</b>		Self-Liquidating	676,500.00		Cancelled, Abated or Adjusted	
Libraries	31,710.00	Other	2,535,000.00		Ending Balance	
Other Educational Services		Total	3,211,500.00		<b>CURRENT FINANCES ENDING BALANCE</b>	
<b>STATUTORY EXPENDITURES</b>		<b>EQUALIZED VALUATION BASIS</b>			<b>ASSETS</b>	
Pensions & F. I. C. A.	122,449.27	<b>FOR NET DEBT COMPUTATION</b>	503,092,929		Cash	484,860.25
Employee Fringe Benefits	173,205.00	<b>REAL PROPERTY VALUATIONS</b>			Taxes Receivable	168,448.91
Other Statutory Expenditures		Code Class # of Parcels % VAL'N	<b>ASSESSED VALUATION</b>		Tax Title Liens	
<b>MUNICIPAL FUNCTIONS</b>		1 Vacant Land 45 2.77	15,516,000.00		Foreclosed Property	3,200.00
<b>CAPITAL IMPROVEMENTS</b>		2 Residential 1187 93.17	522,394,700.00		Emergencies & Other Deferred Charges	29,273.74
<b>DEBT SERVICE</b>		3 Farm			State and Federal Aid Receivable	315,000.00
Principal Payments	280,000.00	4a Commercial 46 4.06	22,781,700.00		Other Receivables	2,725.88
Interest Payments	156,077.00	4b Industrial			Total	1,003,508.78
		4c Apartments			<b>LIABILITIES, RESERVES, AND SURPLUS</b>	
		Total 1278	560,692,400.00		Cash Liabilities	656,184.49
<b>DEFERRED CHARGES</b>		Land Area 1.05 Sq. Miles			Reserves for Receivables	342,403.33
SCHOOL, COUNTY, SPECIAL DISTRICT TAXES	4,570,231.19	Net Valuation Taxable-Municipal	561,205,429		Surplus	4,920.96
RESERVE FOR UNCOLLECTED TAXES	188,724.18	Net Valuation Taxable-County	496,308,349		Total	1,003,508.78
<b>EXPENDITURES</b>	<b>TOTAL</b>	State Equalized Valuation	508,478,602			
	2,362,075.26	State Equalization Ratio	110.38			
	10,000.00					
	280,000.00					
	156,077.00					
	4,000.00					
	4,570,231.19					
	188,724.18					
	7,561,107.63					

Population 1990 **2,692**  
 Population 1994 **2,781**  
 S & P Rating  
 Moody Rating **AAA**

General Tax Rate Per \$100. **1.48**  
 State Equalized Tax Rate **1.42**

**SEA ISLE CITY CITY - CAPE MAY COUNTY**

Form of Government:  
**Commission (1911)**

Number of Members on Governing Body - 3

PER CAPITA:  
 Gross Debt **7,775.48** PER CENT:  
 Net Debt **5,595.69** Gross Debt **2.23**  
 Debt Service **745.19** Net Debt **1.64**  
 Total Tax Levy **4,880.91** Tax Levy Collected **95.73**  
 Municipal Expenditures **3,664.17** Tax Levy Cancelled, Abated or Adjusted **.18**

EXPENDITURES-CURRENT YEAR		REVENUES REALIZED-CURRENT YEAR		PROPERTY TAXES-CURRENT YEAR	
<b>GENERAL GOVERNMENT</b>		<b>Property Taxes Collected</b>		<b>STATE EQUALIZED TAX RATE</b> <b>1.42</b>	
Governing Body & Public Boards		Payments in Lieu of Taxes		Local District School Taxes	<b>26</b>
Municipal Clerk		Delinquent Tax & Lien Collections	<b>683,309.17</b>	Regional & Consolidated School Tax	
Financial Administration	<b>310,240.00</b>	Business Personality Replacement Taxes	<b>18,816.52</b>	School Taxes in Municipal Budget	
Assessment of Taxes	<b>81,887.50</b>	Taxes from Public Utilities	<b>352,189.00</b>	County Taxes	<b>.43</b> *
Collection of Taxes	<b>105,800.00</b>	Other Miscellaneous Tax Revenues		County Library Taxes	<b>.03</b>
Planning, Housing & Development	<b>19,940.00</b>	State Aid Revenues	<b>283,529.38</b>	Local Municipal Purpose Taxes	<b>.69</b>
Human Resources	<b>85,190.00</b>	Federal Aid Revenues	<b>2,000.00</b>	Veteran & Senior Citizen Taxes	
Elections	<b>3,100.00</b>			Total Taxes for Rate Computation	<b>1.41</b>
General Administration (other)	<b>849,187.50</b>			Special District Taxes	
<b>JUDICIARY</b>		Sale of Acquired Property		Bank Corp. Taxes	
Municipal Courts	<b>117,647.78</b>	Other Miscellaneous Revenues	<b>1,690,568.91</b>	Added and Omitted Taxes	
<b>PUBLIC SAFETY</b>		Total	<b>16,110,907.68</b>	Total Taxes Levied - ABSTRACT	<b>52,186.36</b>
Fire Protection	<b>48,195.65</b>	Prior Years Surplus Appropriated	<b>1,100,000.00</b>	Total Taxes Billed	<b>13,573,810.85</b>
Police Protection	<b>1,742,118.58</b>	REVENUES	<b>17,210,907.68</b>	TAXES COLLECTED	<b>13,080,494.70</b>
Civil Defense & Disaster Control	<b>11,955.00</b>	Reserve For Uncollected Taxes	<b>735,149.95</b>	Taxes Cancelled, Abated or Adjusted	<b>24,534.02</b>
Environmental Inspection & Control	<b>211,425.00</b>	CAPITAL OUTLAY	<b>1,066,494.04</b>	Transfer to Tax Title Liens or Foreclosed	<b>2,906.76</b>
Other Public Safety				Ending Balance	<b>556,656.11</b>
<b>PUBLIC WORKS</b>		Public Enterprises	<b>155,733.61</b>	<b>PRIOR YEARS TAXES OUTSTANDING</b>	
Streets and Drainage	<b>538,674.27</b>	Recreation-Culture	<b>354,926.80</b>	Beginning Balance	<b>668,981.30</b>
Sewers and Sewage Processing	<b>245,925.00</b>	Public Works	<b>52,723.79</b>	Collected	<b>668,269.84</b>
Garbage and Trash Disposal	<b>576,206.25</b>	Buildings and Grounds	<b>503,109.84</b>	Cancelled, Abated or Adjusted	
Public Buildings and Grounds	<b>224,727.50</b>	Library and Education		Transfers to Tax Title Liens or Foreclosed	
Other Public Works	<b>157,990.00</b>	Conservation		Ending Balance	<b>711.46</b>
<b>HEALTH and WELFARE</b>		All Other		TAX TITLE LIENS OUTSTANDING	
Health Services Except Environmental	<b>3,000.00</b>			Beginning Balance	<b>15,435.70</b>
Welfare-Public Assistance	<b>12,765.00</b>	CAPITAL DEBT AUTHORIZED, ENDING BALANCE		Transfer From Taxes	<b>2,906.76</b>
Hospital, Clinics, First Aid		ISSUED AND UNISSUED		Redeemed	<b>15,039.33</b>
Animal, Insect, & Rodent Control		School		Cancelled, Abated or Adjusted	
Other Welfare Services		Sell-Liquidating	<b>6,062,000</b>	Transfers to Foreclosed Property	
<b>RECREATION and CONSERVATION</b>		Other	<b>15,561,620</b>	Ending Balance	<b>3,303.13</b>
Beeches and Boardwalks	<b>509,334.45</b>	Total	<b>21,623,620</b>	PROPERTY ACQUIRED BY DEED OR FORECLOSURE	
Perks, Playgrounds, Shade Trees	<b>1,050.00</b>	ISSUED AND OUTSTANDING		Beginning Balance	<b>69,433.00</b>
Land Reclamation & Conservation	<b>2,850.00</b>	School		Transfers From Taxes or Liens	
Other Recreational Services	<b>205,625.00</b>	Sell-Liquidating	<b>4,762,000.00</b>	Sale for Cash	
<b>EDUCATION (excluding schools)</b>		Other	<b>12,574,511.03</b>	Cancelled, Abated or Adjusted	
Libraries	<b>3,000.00</b>	Total	<b>17,336,511.03</b>	Ending Balance	<b>69,433.00</b>
Other Educational Services	<b>680.00</b>	EQUALIZED VALUATION BASIS		CURRENT FINANCES ENDING BALANCE	
<b>STATUTORY EXPENDITURES</b>		FOR NET DEBT COMPUTATION	<b>946,744,806</b>	ASSETS	
Pensions & F. I. C. A.	<b>530,496.30</b>	REAL PROPERTY VALUATIONS		Cash	<b>2,031,408.39</b>
Employee Fringe Benefits	<b>681,703.75</b>	Code Class # of Parcels % VAL'N		Taxes Receivable	<b>557,370.57</b>
Other Statutory Expenditures	<b>18,000.00</b>	1 Vacant Land 468 2.54	<b>23,296,600.00</b>	Tax Title Liens	<b>3,303.13</b>
<b>MUNICIPAL FUNCTIONS</b>		2 Residential 4992 92.05	<b>842,937,800.00</b>	Foreclosed Property	<b>69,433.00</b>
CAPITAL IMPROVEMENTS	<b>30,000.00</b>	3 Farm		Emergencies & Other Deferred Charges	<b>38,279.04</b>
DEBT SERVICE		4a Commercial 167 5.33	<b>48,819,400.00</b>	State and Federal Aid Receivable	<b>7,667.15</b>
Principal Payments	<b>1,304,334.25</b>	4b Industrial		Other Receivables	<b>366,979.66</b>
Interest Payments	<b>768,031.26</b>	4c Apartments 2 .08	<b>732,100.00</b>	Total	<b>3,074,440.94</b>
<b>DEFERRED CHARGES</b>	<b>83,820.00</b>	Total	<b>915,785,900.00</b>	LIABILITIES, RESERVES, AND SURPLUS	
SCHOOL, COUNTY, SPECIAL DISTRICT TAXES	<b>6,895,697.35</b>	Land Area 2.39 Sq. Miles		Cash Liabilities	<b>941,703.80</b>
RESERVE FOR UNCOLLECTED TAXES	<b>735,149.95</b>	Net Valuation Taxable-Municipal	<b>919,757,313</b>	Reserves for Receivables	<b>1,000,487.23</b>
EXPENDITURES	<b>17,085,747.34</b>	Net Valuation Taxable-County	<b>955,540,471</b>	Surplus	<b>1,132,249.91</b>
		State Equalized Valuation	<b>957,815,700</b>	Total	<b>3,074,440.94</b>
		State Equalization Ratio	<b>96.01</b>		

1526

Population 1990 2,366  
 Population 1994 2,406  
 S & P Rating  
 Moody Rating BAA

General Tax Rate Per \$100. 2.66  
 State Equalized Tax Rate 2.86

SEASIDE HEIGHTS BOROUGH - OCEAN CO.  
 Form of Government:  
**Borough Council**  
 Number of Members on Governing Body - 6

PER CAPITA: PER CENT:  
 Gross Debt 3,827.29 Gross Debt 3.65  
 Net Debt 2,867.70 Net Debt 2.74  
 Debt Service 322.35 Tax Levy Collected 88.12  
 Total Tax Levy 2,866.70 Tax Levy Cancelled, Abated  
 Municipal Expenditures 3,014.27 or Adjusted .64

EXPENDITURES-CURRENT YEAR		REVENUES REALIZED-CURRENT YEAR		PROPERTY TAXES-CURRENT YEAR	
<b>GENERAL GOVERNMENT</b>		<b>REVENUES REALIZED-CURRENT YEAR</b>		<b>STATE EQUALIZED TAX RATE</b>	
Governing Body & Public Boards		Property Taxes Collected	6,080,091.47	Local District School Taxes	.87 2,094,162.00
Municipal Clerk		Payments In Lieu of Taxes		Regional & Consolidated School Tax	.41 980,218.88
Financial Administration	70,148.00	Delinquent Tax & Lien Collections	789,434.21	School Taxes in Municipal Budget	
Assessment of Taxes	12,570.00	Business Personality Replacement Taxes	47,688.60	County Taxes	.48 * 1,151,053.81
Collection of Taxes	48,033.00	Taxes from Public Utilities	139,194.00	County Library Taxes	.04 99,143.13
Planning, Housing & Development	9,700.00	Other Miscellaneous Tax Revenues		Local Municipal Purpose Taxes	1.07 2,571,730.81
Human Resources	90,090.00	State Aid Revenues	161,330.83	Veteran & Senior Citizen Taxes	
Elections		Federal Aid Revenues		Total Taxes for Rate Computation	2.87 6,921,008.63
General Administration (other)	902,527.00			Special District Taxes	
<b>JUDICIARY</b>		Sale of Acquired Property		Bank Corp. Taxes	
Municipal Courts	222,681.50	Other Miscellaneous Revenues	3,315,859.46	Added and Omitted Taxes	970.40
<b>PUBLIC SAFETY</b>				Total Taxes Levied - ABSTRACT	6,897,279.03
Fire Protection	46,324.00			Total Taxes Billed	6,899,608.01
Police Protection	2,082,239.02	Prior Years Surplus Appropriated	268,000.00	<b>TAXES COLLECTED</b>	6,080,091.47
Civil Defense & Disaster Control	5,000.00	<b>REVENUES TOTAL</b>	10,801,598.57	Taxes Cancelled, Abated or Adjusted	44,385.79
Environmental Inspection & Control	45,662.00	Reserve For Uncollected Taxes	979,574.52	Transfer to Tax Title Liens or Foreclosed	
Other Public Safety		<b>CAPITAL OUTLAY TOTAL</b>	814,293.11	Ending Balance	775,130.75
<b>PUBLIC WORKS</b>				<b>PRIOR YEARS TAXES OUTSTANDING</b>	
Streets and Drainage	60,734.78	Public Enterprises	1,494.75	Beginning Balance	888,115.26
Sewers and Sewage Processing	735.10	Recreation-Culture	122,113.18	Collected	787,043.95
Garbage and Trash Disposal	291,000.00	Public Works	420,834.57	Cancelled, Abated or Adjusted	4,105.08
Public Buildings and Grounds	142,933.00	Buildings and Grounds	269,850.61	Transfers to Tax Title Liens or Foreclosed	
Other Public Works	57,025.00	Library and Education		Ending Balance	96,966.23
<b>HEALTH and WELFARE</b>		Conservation		<b>TAX TITLE LIENS OUTSTANDING</b>	
Health Services Except Environmental	50,226.00	All Other		Beginning Balance	14,281.31
Welfare-Public Assistance	16,813.00			Transfer From Taxes	
Hospital, Clinics, First Aid		<b>CAPITAL DEBT AUTHORIZED, ENDING BALANCE</b>		Redeemed	2,390.26
Animal, Insect, & Rodent Control	13,987.00	ISSUED AND UNISSUED		Cancelled, Abated or Adjusted	
Other Welfare Services		School	2,083,000	Transfers to Foreclosed Property	
<b>RECREATION and CONSERVATION</b>		Self-Liquidating	2,978,450	Ending Balance	11,891.05
Beeches and Boardwalks	455,964.00	Other	4,147,000	<b>PROPERTY ACQUIRED BY DEED OR</b>	
Perks, Playgrounds, Shade Trees	5,500.00	Total	9,208,450	<b>FORECLOSURE</b>	
Land Reclamation & Conservation				Beginning Balance	
Other Recreational Services	3,000.00	ISSUED AND OUTSTANDING		Transfers From Taxes or Liens	
<b>EDUCATION (excluding schools)</b>		School	2,083,000.00	Sale for Cash	
Libraries		Self-Liquidating	2,943,000.00	Cancelled, Abated or Adjusted	
Other Educational Services		Other	3,668,700.00	Ending Balance	
<b>STATUTORY EXPENDITURES</b>		Total	8,694,700.00	<b>CURRENT FINANCES ENDING BALANCE</b>	
Pensions & F. I. C. A.	200,707.00	<b>EQUALIZED VALUATION BASIS</b>		<b>ASSETS</b>	
Employee Fringe Benefits	408,768.50	<b>FOR NET DEBT COMPUTATION</b>	252,255,379	Cash	1,970,480.43
Other Statutory Expenditures	21,000.00	<b>REAL PROPERTY VALUATIONS</b>		Taxes Receivable	872,096.98
		Code Class # of Parcels % VAL'N	ASSESSED VALUATION	Tax Title Liens	11,891.05
<b>MUNICIPAL FUNCTIONS</b>	<b>TOTAL</b>	1 Vacant Land 81 2.52	6,522,400.00	Foreclosed Property	
<b>CAPITAL IMPROVEMENTS</b>	<b>*MEMO*</b>	2 Residential 1579 56.33	145,680,100.00	Emergencies & Other Deferred Charges	176,000.00
<b>DEBT SERVICE</b>		3 Farm		State and Federal Aid Receivable	82,323.25
Principal Payments	525,000.00	4a Commercial 182 30.46	78,776,740.00	Other Receivables	85,477.43
Interest Payments	250,572.36	4b Industrial		Total	3,198,269.14
		4c Apartments 82 10.68	27,625,500.00	<b>LIABILITIES, RESERVES, AND SURPLUS</b>	
		Total 1924	258,604,740.00	Cash Liabilities	1,028,859.20
<b>DEFERRED CHARGES</b>		Land Area .35 Sq. Miles		Reserves for Receivables	942,287.14
SCHOOL, COUNTY, SPECIAL DISTRICT TAXES	4,324,577.82	Net Valuation Taxable-Municipal	259,249,785	Surplus	1,227,122.80
RESERVE FOR UNCOLLECTED TAXES	979,574.52	Net Valuation Taxable-County	251,939,983	Total	3,198,269.14
<b>EXPENDITURES TOTAL</b>	<b>11,576,919.38</b>	State Equalized Valuation	240,805,465		
		State Equalization Ratio	107.68		

Population 1990 1,871  
 Population 1994 1,901  
 S & P Rating  
 Moody Rating

General Tax Rate Per \$100. 2.16  
 State Equalized Tax Rate 2.03

**SEASIDE PARK BOROUGH - OCEAN CO.**  
 Form of Government:  
**Borough Council**  
 Number of Members on Governing Body - 6

PER CAPITA: Gross Debt 2,270.90 PER CENT: Gross Debt 1.08  
 Net Debt 1,515.78 Net Debt .72  
 Debt Service 168.29 Tax Levy Collected 93.72  
 Total Tax Levy 4,187.51 Tax Levy Cancelled, Abated or Adjusted .71  
 Municipal Expenditures 2,772.74

EXPENDITURES-CURRENT YEAR		REVENUES REALIZED-CURRENT YEAR		PROPERTY TAXES-CURRENT YEAR	
<b>GENERAL GOVERNMENT</b>		<b>REVENUES REALIZED-CURRENT YEAR</b>		<b>PROPERTY TAXES-CURRENT YEAR</b>	
Governing Body & Public Boards	12,500.00	Property Taxes Collected	7,462,702.18	STATE EQUALIZED TAX RATE	2.27
Municipal Clerk		Payments in Lieu of Taxes		Local District School Taxes	.52
Financial Administration	73,300.00	Delinquent Tax & Lien Collections	594,597.17	Regional & Consolidated School Tax	
Assessment of Taxes	2,869.00	Business Personalty Replacement Taxes	19,667.28	School Taxes in Municipal Budget	
Collection of Taxes	48,220.00	Taxes from Public Utilities	205,960.00	County Taxes	.49 *
Planning, Housing & Development	60,400.00	Other Miscellaneous Tax Revenues		County Library Taxes	.04
Human Resources	46,279.00	State Aid Revenues	87,719.95	Local Municipal Purpose Taxes	.72
Elections		Federal Aid Revenues		Veteran & Senior Citizen Taxes	
General Administration (other)	719,313.92			Total Taxes for Rate Computation	2.04
<b>JUDICIARY</b>				Special District Taxes	
Municipal Courts	150,200.00	Sale of Acquired Property		Bank Corp. Taxes	
<b>PUBLIC SAFETY</b>		Other Miscellaneous Revenues	1,518,578.34	Added and Omitted Taxes	7,830.99
Fire Protection	42,552.00	Total	9,889,224.92	Total Taxes Levied - ABSTRACT	7,960,460.22
Police Protection	909,898.75	Prior Years Surplus Appropriated	188,854.00	Total Taxes Billed	7,962,379.37
Civil Defense & Disaster Control	2,775.00	<b>REVENUES TOTAL</b>	<b>10,078,078.92</b>	<b>TAXES COLLECTED</b>	<b>7,462,702.18</b>
Environmental Inspection & Control	65,600.00	Reserve For Uncollected Taxes	655,802.87	Taxes Cancelled, Abated or Adjusted	56,215.28
Other Public Safety		<b>CAPITAL OUTLAY TOTAL</b>	<b>481,560.16</b>	Transfer to Tax Title Liens or Foreclosed	2,013.75
<b>PUBLIC WORKS</b>				Ending Balance	441,448.16
Streets and Drainage	98,086.20	Public Enterprises	270,201.32	<b>PRIOR YEARS TAXES OUTSTANDING</b>	
Sewers and Sewage Processing	2,500.00	Recreation-Culture		Beginning Balance	573,348.25
Garbage and Trash Disposal	144,000.00	Public Works	47,105.45	Collected	521,892.76
Public Buildings and Grounds	41,500.00	Buildings and Grounds	164,253.39	Cancelled, Abated or Adjusted	3,851.19
Other Public Works	690,350.00	Library and Education		Transfers to Tax Title Liens or Foreclosed	31,449.72
<b>HEALTH and WELFARE</b>		Conservation		Ending Balance	16,154.58
Health Services Except Environmental		All Other		<b>TAX TITLE LIENS OUTSTANDING</b>	
Welfare-Public Assistance	4,690.00			Beginning Balance	34,258.36
Hospital, Clinics, First Aid		<b>CAPITAL DEBT AUTHORIZED, ENDING BALANCE</b>		Transfer From Taxes	49,347.35
Animal, Insect, & Rodent Control	6,000.00	<b>ISSUED AND UNISSUED GROSS DEBT NET DEBT</b>		Redeemed	72,704.41
Other Welfare Services	1,500.00	School		Cancelled, Abated or Adjusted	
<b>RECREATION and CONSERVATION</b>		Self-Liquidating	1,435,483	Transfers to Foreclosed Property	
Beeches and Boardwalks	269,051.00	Other	2,881,505	Ending Balance	10,901.30
Perks, Playgrounds, Shade Trees		Total	4,316,988	<b>PROPERTY ACQUIRED BY DEED OR FORECLOSURE</b>	
Land Reclamation & Conservation	3,500.00	<b>ISSUED AND OUTSTANDING</b>		Beginning Balance	15,000.00
Other Recreational Services	21,900.00	School		Transfers From Taxes or Liens	
<b>EDUCATION (excluding schools)</b>		Self-Liquidating	1,433,711.10	Sale for Cash	
Libraries		Other	2,774,321.00	Cancelled, Abated or Adjusted	
Other Educational Services		Total	4,208,032.10	Ending Balance	15,000.00
<b>STATUTORY EXPENDITURES</b>		<b>EQUALIZED VALUATION BASIS FOR NET DEBT COMPUTATION</b>		<b>CURRENT FINANCES ENDING BALANCE ASSETS</b>	
Pensions & F. I. C. A.	271,773.00	<b>REAL PROPERTY VALUATIONS</b>		Cash	2,367,025.41
Employee Fringe Benefits	505,500.00	<b>Code Class # of Parcels % VAL'N ASSESSED VALUATION</b>		Taxes Receivable	457,602.74
Other Statutory Expenditures		1 Vacant Land 77 2.19 8,031,800.00		Tax Title Liens	10,901.30
<b>MUNICIPAL FUNCTIONS</b>		2 Residential 1821 84.43 309,704,500.00		Foreclosed Property	15,000.00
<b>CAPITAL IMPROVEMENTS</b>	25,000.00	3 Farm		Emergencies & Other Deferred Charges	30,000.00
<b>DEBT SERVICE</b>		4a Commercial 96 10.46 38,387,000.00		State and Federal Aid Receivable	3,058.85
Principal Payments	202,686.64	4b Industrial		Other Receivables	7,473.12
Interest Payments	117,225.29	4c Apartments 27 2.92 10,716,300.00		Total	2,891,061.42
<b>DEFERRED CHARGES</b>	101,000.00	Total 2021 366,839,600.00		<b>LIABILITIES, RESERVES, AND SURPLUS</b>	
<b>SCHOOL, COUNTY, SPECIAL DISTRICT TAXES</b>	5,148,330.36	Land Area .60 Sq. Miles		Cash Liabilities	2,004,335.31
<b>RESERVE FOR UNCOLLECTED TAXES</b>	655,802.87	Net Valuation Taxable-Municipal	367,755,315	Reserves for Receivables	490,977.16
<b>EXPENDITURES TOTAL</b>	<b>10,419,303.03</b>	Net Valuation Taxable-County	413,902,222	Surplus	395,748.95
		State Equalized Valuation	390,548,854	Total	2,891,061.42
		State Equalization Ratio	94.15		

0909

Population 1990 14,061  
 Population 1994 13,848  
 S & P Rating AA-  
 Moody Rating AA

General Tax Rate Per \$100. 1.97  
 State Equalized Tax Rate 2.26

**SECAUCUS TOWN - HUDSON COUNTY**  
 Form of Government:  
**Town Council**  
 Number of Members on Governing Body - 7

PER CAPITA: Gross Debt 933.47  
 Net Debt 895.99  
 Debt Service 126.76  
 Total Tax Levy 3,538.88  
 Municipal Expenditures 1,998.14  
 PER CENT: Gross Debt .55  
 Net Debt .53  
 Tax Levy Collected 97.49  
 Tax Levy Cancelled, Abated or Adjusted .54

EXPENDITURES-CURRENT YEAR		REVENUES REALIZED-CURRENT YEAR		PROPERTY TAXES-CURRENT YEAR	
<b>GENERAL GOVERNMENT</b>				<b>STATE EQUALIZED TAX RATE</b>	
Governing Body & Public Boards	32,200.00	Property Taxes Collected	47,780,224.14	Local District School Taxes	.81 13,267,953.50
Municipal Clerk		Payments In Lieu of Taxes		Regional & Consolidated School Tax	
Financial Administration	261,406.00	Delinquent Tax & Lien Collections	1,130,389.39	School Taxes in Municipal Budget	37,450.00
Assessment of Taxes	3,043,163.00	Business Personality Replacement Taxes	646,635.44	County Taxes	.72 * 15,664,785.18
Collection of Taxes	109,113.00	Taxes from Public Utilities	1,383,875.20	County Library Taxes	
Planning, Housing & Development	17,250.00	Other Miscellaneous Tax Revenues		Local Municipal Purpose Taxes	.92 19,907,964.91
Human Resources	432,091.00	State Aid Revenues	848,846.22	Veteran & Senior Citizen Taxes	128,500.00
Elections	46,300.00	Federal Aid Revenues		Total Taxes for Rate Computation	2.25 48,986,653.59
General Administration (other)	1,900,056.00			Special District Taxes	
<b>JUDICIARY</b>		Sale of Acquired Property		Bank Corp. Taxes	
Municipal Courts	409,541.00	Other Miscellaneous Revenues	1,874,868.18	Added and Omitted Taxes	148,187.66
<b>PUBLIC SAFETY</b>				Total Taxes Levied - ABSTRACT	49,006,341.25
Fire Protection	324,244.20			Total Taxes Billed	49,011,322.02
Police Protection	4,711,600.48	Prior Years Surplus Appropriated	2,290,750.00	<b>TAXES COLLECTED</b>	47,780,224.14
Civil Defense & Disaster Control	19,505.00	<b>REVENUES TOTAL</b>	55,955,588.57	Taxes Cancelled, Abated or Adjusted	263,353.93
Environmental Inspection & Control	196,456.00	Reserve For Uncollected Taxes	1,542,134.02	Transfer to Tax Title Liens or Foreclosed	127,600.38
Other Public Safety		<b>CAPITAL OUTLAY TOTAL</b>	1,707,410.97	Ending Balance	840,143.57
<b>PUBLIC WORKS</b>				<b>PRIOR YEARS TAXES OUTSTANDING</b>	
Streets and Drainage	1,650,594.68	Public Enterprises		Beginning Balance	1,330,717.43
Sewers and Sewage Processing	4,645,003.00	Recreation-Culture		Collected	1,102,638.68
Garbage and Trash Disposal	692,000.00	Public Works	1,452.80	Cancelled, Abated or Adjusted	30,677.42
Public Buildings and Grounds	527,400.00	Buildings and Grounds	1,705,958.17	Transfers to Tax Title Liens or Foreclosed	23,851.60
Other Public Works		Library and Education		Ending Balance	173,549.73
<b>HEALTH and WELFARE</b>		Conservation		<b>TAX TITLE LIENS OUTSTANDING</b>	
Health Services Except Environmental	293,038.00	All Other		Beginning Balance	341,251.74
Welfare-Public Assistance				Transfer From Taxes	158,740.10
Hospital, Clinics, First Aid		<b>CAPITAL DEBT AUTHORIZED, ENDING BALANCE</b>		Redeemed	27,750.71
Animal, Insect, & Rodent Control	8,625.00	<b>ISSUED AND UNISSUED</b>		Cancelled, Abated or Adjusted	
Other Welfare Services	159,842.33	School	519,000	Transfers to Foreclosed Property	9,015.14
<b>RECREATION and CONSERVATION</b>		Self-Liquidating		Ending Balance	463,225.99
Beeches and Boardwalks		Other	12,407,727	<b>PROPERTY ACQUIRED BY DEED OR FORECLOSURE</b>	
Perks, Playgrounds, Shade Trees	303,770.00	Total	12,926,727	Beginning Balance	78,984.86
Land Reclamation & Conservation	15,312.76	<b>ISSUED AND OUTSTANDING</b>		Transfers From Taxes or Liens	9,015.14
Other Recreational Services	133,813.00	School	519,000.00	Sale for Cash	
<b>EDUCATION (excluding schools)</b>		Self-Liquidating		Cancelled, Abated or Adjusted	
Libraries	797,038.00	Other	9,835,000.00	Ending Balance	88,000.00
Other Educational Services		Total	10,354,000.00	<b>CURRENT FINANCES ENDING BALANCE</b>	
<b>STATUTORY EXPENDITURES</b>		<b>EQUALIZED VALUATION BASIS FOR NET DEBT COMPUTATION</b>	2,345,170,064	<b>ASSETS</b>	
Pensions & F. I. C. A.	1,180,051.47	<b>REAL PROPERTY VALUATIONS</b>		Cash	8,220,840.41
Employee Fringe Benefits	1,639,792.00	Code Class # of Parcels % VAL'N		Taxes Receivable	1,013,693.30
Other Statutory Expenditures		1 Vacant Land 229 5.60	138,654,000.00	Tax Title Liens	463,225.99
<b>MUNICIPAL FUNCTIONS</b>		2 Residential 4354 27.28	675,695,300.00	Foreclosed Property	88,000.00
<b>CAPITAL IMPROVEMENTS</b>	75,000.00	3 Farm		Emergencies & Other Deferred Charges	4,733.33
<b>DEBT SERVICE</b>		4a Commercial 223 27.94	692,088,000.00	State and Federal Aid Receivable	105,878.38
Principal Payments	1,080,000.00	4b Industrial 157 38.46	952,535,500.00	Other Receivables	420,806.50
Interest Payments	675,421.42	4c Apartments 12 .72	17,831,200.00	Total	10,316,977.91
<b>TYPE I SCHL DEBT</b>	37,450.00	Total	2,476,804,000.00	<b>LIABILITIES, RESERVES, AND SURPLUS</b>	
<b>DEFERRED CHARGES</b>	823,470.67	Land Area 5.80 Sq. Miles		Cash Liabilities	6,673,301.55
<b>SCHOOL, COUNTY, SPECIAL DISTRICT TAXES</b>	28,950,188.68	Net Valuation Taxable-Municipal	2,486,672,891	Reserves for Receivables	1,985,525.79
<b>RESERVE FOR UNCOLLECTED TAXES</b>	1,542,134.02	Net Valuation Taxable-County	2,399,134,573	Surplus	1,658,150.57
<b>EXPENDITURES</b>	23,549,203.92	State Equalized Valuation	2,166,996,313	Total	10,316,977.91
<b>TOTAL</b>	23,549,203.92	State Equalization Ratio	114.84		

\* ABOVE DEBT SERVICE INCLUDES TYPE I SCHOOL DEBT

\*Includes County Health Service Taxes or County Open Space Tax. See Table 13.

Population 1990 **5,765**  
 Population 1994 **5,938**  
 S & P Rating  
 Moody Rating

General Tax Rate Per \$100. **1.95**  
 State Equalized Tax Rate **2.02**

**SHAMONG TOWNSHIP - BURLINGTON CO.**

Form of Government:

**Township Committee**

Number of Members on Governing Body - 3

PER CAPITA:  
 Gross Dabt **1,279.73** PER CENT:  
 Nat Dabt **77.14** Gross Dabt **2.60**  
 Dabt Service **4.55** Nat Debt **.16**  
 Total Tax Levy **1,045.61** Tax Levy Collected **95.91**  
 Municipal Expenditures **309.38** Tax Levy Cancelled, Abated or Adjusted **.45**

EXPENDITURES-CURRENT YEAR		REVENUES REALIZED-CURRENT YEAR		PROPERTY TAXES-CURRENT YEAR	
<b>GENERAL GOVERNMENT</b>				<b>STATE EQUALIZED TAX RATE</b>	
Governing Body & Public Boards		Property Taxes Collected	<b>5,957,805.00</b>	Local District School Taxes	<b>1.11</b> <b>3,326,597.00</b>
Municipal Clerk		Payments In Lieu of Taxes		Ragional & Consolidated School Tax	<b>.37</b> <b>1,120,826.65</b>
Financial Administration	<b>29,055.00</b>	Delinquent Tax & Lien Collections	<b>210,060.00</b>	School Taxes In Municipal Budget	
Assessment of Taxes	<b>21,600.00</b>	Business Personalty Replacement Taxes	<b>12,908.00</b>	County Taxes	<b>.50</b> * <b>1,505,308.12</b>
Collection of Taxes	<b>63,500.00</b>	Taxes from Public Utilities	<b>282,522.00</b>	County Library Taxes	<b>.03</b> <b>99,151.18</b>
Planning, Housing & Development	<b>18,119.00</b>	Other Miscellaneous Tax Revenues		Local Municipal Purpose Taxes	
Human Resources	<b>22,393.00</b>	State Aid Revenues	<b>572,230.00</b>	Veteran & Senior Citizen Taxes	<b>18,000.00</b>
Elections		Federal Aid Revenues		Total Taxes for Rate Computation	<b>2.01</b> <b>6,069,882.95</b>
General Administration (other)	<b>341,152.00</b>			Special District Taxes	
<b>JUDICIARY</b>		Sale of Acquired Property	<b>2,811.00</b>	Bank Corp. Taxes	
Municipal Courts	<b>47,000.00</b>	Other Miscellaneous Revenues	<b>602,457.00</b>	Added and Omitted Taxes	<b>156,934.00</b>
<b>PUBLIC SAFETY</b>			<b>7,640,793.00</b> Total	Total Taxes Levied - ABSTRACT	<b>6,208,816.95</b>
Fire Protection	<b>45,250.00</b>	Prior Years Surplus Appropriated	<b>570,196.00</b>	Total Taxes Billed	<b>6,211,874.00</b>
Police Protection	<b>35,000.00</b>	<b>REVENUES TOTAL</b>	<b>8,210,989.00</b>	<b>TAXES COLLECTED</b>	<b>5,957,805.00</b>
Civil Defense & Disaster Control	<b>6,330.00</b>	Reserve For Uncollected Taxes	<b>374,802.00</b>	Taxes Cancelled, Abated or Adjusted	<b>27,986.00</b>
Environmental Inspection & Control	<b>63,070.00</b>	<b>CAPITAL OUTLAY TOTAL</b>	<b>52,771.00</b>	Transfer to Tax Title Liens or Foreclosed	<b>21,482.00</b>
Other Public Safety				Ending Balance	<b>204,601.00</b>
<b>PUBLIC WORKS</b>		Public Enterprises		<b>PRIOR YEARS TAXES OUTSTANDING</b>	
Streets and Drainage	<b>478,902.00</b>	Recreation-Culture		Beginning Balance	<b>214,938.00</b>
Sewers and Sewage Processing		Public Works	<b>52,771.00</b>	Collected	<b>210,059.00</b>
Garbage and Trash Disposal		Buildings and Grounds		Cancelled, Abated or Adjusted	<b>4,724.00</b>
Public Buildings and Grounds	<b>70,000.00</b>	Library and Education		Transfers to Tax Title Liens or Foreclosed	<b>155.00</b>
Other Public Works	<b>43,000.00</b>	Conservation		Ending Balance	
<b>HEALTH and WELFARE</b>		All Other		<b>TAX TITLE LIENS OUTSTANDING</b>	
Health Services Except Environmental	<b>2,609.00</b>			Beginning Balance	<b>121,305.00</b>
Welfare-Public Assistance	<b>1,817.00</b>	<b>CAPITAL DEBT AUTHORIZED, ENDING BALANCE</b>		Transfer From Taxes	<b>21,637.00</b>
Hospital, Clinics, First Aid		<b>ISSUED AND UNISSUED</b>		Redeemed	
Animal, Insect, & Rodent Control	<b>5,000.00</b>	School	<b>7,140,975</b>	Cancelled, Abated or Adjusted	
Other Welfare Services	<b>200.00</b>	Self-Liquidating		Transfers to Foreclosed Property	<b>37,926.00</b>
<b>RECREATION and CONSERVATION</b>		Other	<b>458,080</b>	Ending Balance	<b>105,016.00</b>
Beeches and Boardwalks		Total	<b>7,599,055</b>	<b>PROPERTY ACQUIRED BY DEED OR FORECLOSURE</b>	
Perks, Playgrounds, Shade Trees	<b>45,000.00</b>	<b>ISSUED AND OUTSTANDING</b>		Beginning Balance	<b>819,099.00</b>
Land Reclamation & Conservation	<b>13,500.00</b>	School	<b>7,140,975.12</b>	Transfers From Taxes or Liens	<b>37,926.00</b>
Other Recreational Services	<b>28,000.00</b>	Self-Liquidating		Sale for Cash	<b>2,811.00</b>
<b>EDUCATION (excluding schools)</b>		Other	<b>188,999.00</b>	Cancelled, Abated or Adjusted	<b>30,989.00</b>
Libraries		Total	<b>7,329,974.12</b>	Ending Balance	<b>823,225.00</b>
Other Educational Services		<b>EQUALIZED VALUATION BASIS FOR NET DEBT COMPUTATION</b>	<b>291,923,647</b>	<b>CURRENT FINANCES ENDING BALANCE</b>	
<b>STATUTORY EXPENDITURES</b>		<b>REAL PROPERTY VALUATIONS</b>		<b>ASSETS</b>	
Pansions & F. I. C. A.	<b>36,915.00</b>	Code Class # of Parcels % VAL'N ASSESSED VALUATION		Cash	<b>2,570,155.00</b>
Employee Fringe Benefits		1 Vacant Land 382 4.15 12,747,700.00		Taxes Receivable	<b>204,601.00</b>
Other Statutory Expenditures	<b>750.00</b>	2 Residential 1626 89.60 275,173,550.00		Tax Title Liens	<b>105,016.00</b>
<b>MUNICIPAL FUNCTIONS TOTAL</b>	<b>1,418,162.00</b>	3 Farm 239 2.97 9,106,950.00		Foreclosed Property	<b>823,225.00</b>
<b>CAPITAL IMPROVEMENTS *MEMO*</b>	<b>1,000.00</b>	4a Commercial 44 2.76 8,485,050.00		Emergencias & Other Dafarrad Charges	<b>1,470.00</b>
<b>DEBT SERVICE</b>		4b Industrial 6 .52 1,586,700.00		State and Federal Aid Receivable	<b>236,313.00</b>
Principal Payments	<b>27,000.00</b>	4c Apartments		Other Receivables	<b>415,147.00</b>
Interest Payments		Total 2297 307,099,950.00		Total	<b>4,355,927.00</b>
<b>DEFERRED CHARGES</b>	<b>17,110.00</b>	Land Area 46.61 Sq. Miles		<b>LIABILITIES, RESERVES, AND SURPLUS</b>	
<b>SCHOOL, COUNTY, SPECIAL DISTRICT TAXES</b>	<b>6,051,882.95</b>	Net Valuation Taxable-Municipal	<b>309,874,093</b>	Cash Liabilities	<b>1,518,651.00</b>
<b>RESERVE FOR UNCOLLECTED TAXES</b>	<b>374,802.00</b>	Net Valuation Taxable-County	<b>296,025,621</b>	Reserves for Receivables	<b>1,547,989.00</b>
<b>EXPENDITURES TOTAL</b>	<b>7,888,956.95</b>	State Equalized Valuation	<b>299,718,593</b>	Surplus	<b>1,289,287.00</b>
		State Equalization Ratio	<b>103.42</b>	Total	<b>4,355,927.00</b>

0611  
 Population 1990 408  
 Population 1994 417  
 S & P Rating  
 Moody Rating

General Tax Rate Per \$100. 3.73  
 State Equalized Tax Rate 3.06

**SHILOH BOROUGH - CUMBERLAND CO.**  
 Form of Government:  
**Borough Council**  
 Number of Members on Governing Body - 6

PER CAPITA:  
 Gross Debt 184.07  
 Net Debt  
 Debt Service  
 Total Tax Levy 1,024.44  
 Municipal Expenditures 529.92  
 PER CENT:  
 Gross Debt .53  
 Net Debt  
 Tax Levy Collected 88.28  
 Tax Levy Cancelled, Abated or Adjusted .17

EXPENDITURES-CURRENT YEAR	REVENUES REALIZED-CURRENT YEAR	PROPERTY TAXES-CURRENT YEAR
<b>GENERAL GOVERNMENT</b>		<b>STATE EQUALIZED TAX RATE</b>
Governing Body & Public Boards		Local District School Taxes 1.36 189,766.00
Municipal Clerk		Regional & Consolidated School Tax .37 51,300.43
Financial Administration	5,300.00	School Taxes in Municipal Budget
Assessment of Taxes	2,650.00	County Taxes 1.08 * 151,463.80
Collection of Taxes	1,742.60	County Library Taxes
Planning, Housing & Development		Local Municipal Purpose Taxes .25 34,660.37
Human Resources	4,000.00	Veteran & Senior Citizen Taxes
Elections		Total Taxes for Rate Computation 3.06 435,690.60
General Administration (other)	28,043.30	Special District Taxes
<b>JUDICIARY</b>		Bank Corp. Taxes
Municipal Courts	600.00	Added and Omitted Taxes
<b>PUBLIC SAFETY</b>		Total Taxes Levied - ABSTRACT 427,190.60
Fire Protection	1,727.80	Total Taxes Billed 427,190.60
Police Protection		TAXES COLLECTED 377,104.38
Civil Defense & Disaster Control	47.70	Taxes Cancelled, Abated or Adjusted 721.04
Environmental Inspection & Control		Transfer to Tax Title Liens or Foreclosed 3,538.27
Other Public Safety		Ending Balance 45,826.91
<b>PUBLIC WORKS</b>		<b>PRIOR YEARS TAXES OUTSTANDING</b>
Streets and Drainage	83,808.83	Beginning Balance 46,855.42
Sewers and Sewage Processing	6,608.42	Collected 45,202.34
Garbage and Trash Disposal	28,865.31	Cancelled, Abated or Adjusted 1,653.08
Public Buildings and Grounds	3,240.74	Transfers to Tax Title Liens or Foreclosed
Other Public Works		Ending Balance 10,468.98
<b>HEALTH and WELFARE</b>		<b>TAX TITLE LIENS OUTSTANDING</b>
Health Services Except Environmental	3.00	Beginning Balance 10,468.98
Welfare-Public Assistance		Transfer from Taxes 3,538.27
Hospital, Clinics, First Aid		Redeemed 3,538.27
Animal, Insect, & Rodent Control	250.00	Cancelled, Abated or Adjusted
Other Welfare Services		Transfers to Foreclosed Property
<b>RECREATION and CONSERVATION</b>		Ending Balance 10,468.98
Beaches and Boardwalks		<b>PROPERTY ACQUIRED BY DEED OR FORECLOSURE</b>
Perks, Playgrounds, Shade Trees		Beginning Balance
Land Reclamation & Conservation	130.86	Transfers From Taxes or Liens
Other Recreational Services		Sale for Cash
<b>EDUCATION (excluding schools)</b>		Cancelled, Abated or Adjusted
Libraries		Ending Balance
Other Educational Services		<b>CURRENT FINANCES ENDING BALANCE</b>
<b>STATUTORY EXPENDITURES</b>		<b>ASSETS</b>
Pensions & F. I. C. A.	500.00	Cash 87,304.23
Employee Fringe Benefits		Taxes Receivable 45,826.91
Other Statutory Expenditures	100.00	Tax Title Liens 10,468.98
<b>MUNICIPAL FUNCTIONS</b>		Foreclosed Property 34,404.05
CAPITAL IMPROVEMENTS *MEMO*	167,618.56	Emergencies & Other Deferred Charges
DEBT SERVICE	13,000.00	State and Federal Aid Receivable
Principal Payments		Other Receivables
Interest Payments		Total 178,004.17
<b>DEFERRED CHARGES</b>		<b>LIABILITIES, RESERVES, AND SURPLUS</b>
SCHOOL, COUNTY, SPECIAL DISTRICT TAXES	750.76	Cash Liabilities 33,531.00
RESERVE FOR UNCOLLECTED TAXES	392,530.23	Reserves for Receivables 90,699.94
EXPENDITURES TOTAL	613,505.40	Surplus 53,773.23
		Total 178,004.17
	<b>REVENUES REALIZED-CURRENT YEAR</b>	
	Property Taxes Collected 377,106.38	
	Payments In Lieu of Taxes	
	Delinquent Tax & Lien Collections 48,740.61	
	Business Personality Replacement Taxes 4,597.84	
	Taxes from Public Utilities 18,594.63	
	Other Miscellaneous Tax Revenues	
	State Aid Revenues 100,197.16	
	Federal Aid Revenues	
	Sale of Acquired Property	
	Other Miscellaneous Revenues 13,805.83	
	Total 563,040.45	
	Prior Years Surplus Appropriated 27,134.04	
	<b>REVENUES TOTAL</b> 590,174.49	
	Reserve For Uncollected Taxes 52,605.85	
	<b>CAPITAL OUTLAY TOTAL</b> 13,833.53	
	Public Enterprises	
	Recreation-Culture	
	Public Works 13,807.09	
	Buildings and Grounds 26.44	
	Library and Education	
	Conservation	
	All Other	
	<b>CAPITAL DEBT AUTHORIZED, ENDING BALANCE</b>	
	<b>ISSUED AND UNISSUED GROSS DEBT NET DEBT</b>	
	School 76,758	
	Self-Liquidating	
	Other	
	Total 76,758	
	<b>ISSUED AND OUTSTANDING</b>	
	School 76,758.37	
	Self-Liquidating	
	Other	
	Total 76,758.37	
	<b>EQUALIZED VALUATION BASIS FOR NET DEBT COMPUTATION</b> 14,583,013	
	<b>REAL PROPERTY VALUATIONS</b>	
	Code Class # of Parcels % VAL'N ASSESSED VALUATION	
	1 Vacant Land 10 .81 91,225.00	
	2 Residential 171 78.51 8,896,900.00	
	3 Farm 30 14.11 1,599,578.00	
	4e Commercial 16 6.45 731,000.00	
	4b Industrial	
	4c Apartments 1 .11 12,900.00	
	Total 228 11,331,603.00	
	Land Area 1.18 Sq. Miles	
	Net Valuation Taxable-Municipal 11,455,802	
	Net Valuation Taxable-County 14,773,856	
	State Equalized Valuation 13,938,173	
	State Equalization Ratio 82.03	

Population 1990 **1,352**  
 Population 1994 **1,368**  
 S & P Rating  
 Moody Rating

General Tax Rate Per \$100 **1.37**  
 State Equalized Tax Rate **1.40**

**SHIP BOTTOM BOROUGH - OCEAN COUNTY**  
 Form of Government:  
**Borough Council**  
 Number of Members on Governing Body - 6

PER CAPITA: Gross Debt **2,816.11** PER CENT: Gross Debt **1.07**  
 Net Debt **1,533.96** Net Debt **.58**  
 Debt Service **161.48** Tax Levy Collected **95.20**  
 Total Tax Levy **3,743.85** Tax Levy Cancelled, Abated or Adjusted **.34**  
 Municipal Expenditures **2,658.37**

EXPENDITURES-CURRENT YEAR		REVENUES REALIZED-CURRENT YEAR		PROPERTY TAXES-CURRENT YEAR		
<b>GENERAL GOVERNMENT</b>		<b>REVENUES REALIZED-CURRENT YEAR</b>		<b>PROPERTY TAXES-CURRENT YEAR</b>		
Governing Body & Public Boards		Property Taxes Collected	4,875,641.77	STATE EQUALIZED TAX RATE		
Municipal Clerk		Payments in Lieu of Taxes		Local District School Taxes		
Financial Administration	51,000.00	Delinquent Tax & Lien Collections	205,433.66	Regional & Consolidated School Tax	.29	
Assessment of Taxes	49,100.00	Business Personalty Replacement Taxes	23,691.80	School Taxes in Municipal Budget	.11	
Collection of Taxes	57,300.00	Taxes from Public Utilities	235,209.62	County Taxes	.45 *	
Planning, Housing & Development	50,600.00	Other Miscellaneous Tax Revenues		County Library Taxes	.04	
Human Resources	57,380.00	State Aid Revenues	69,364.61	Local Municipal Purpose Taxes	.51	
Elections		Federal Aid Revenues		Veteran & Senior Citizen Taxes		
General Administration (other)	335,500.00			Total Taxes for Rate Computation	1.40	
<b>JUDICIARY</b>				Special District Taxes		
Municipal Courts	54,400.00	Sale of Acquired Property		Bank Corp. Taxes		
<b>PUBLIC SAFETY</b>		Other Miscellaneous Revenues	734,999.38	Added and Omitted Taxes		
Fire Protection	47,309.80			Total Taxes Levied - ABSTRACT	22,730.74	
Police Protection	688,404.00	Prior Years Surplus Appropriated	800,000.00	Total Taxes Billed	5,121,583.80	
Civil Defense & Disaster Control	2,500.00	REVENUES TOTAL	6,944,340.84	TAXES COLLECTED	4,875,641.77	
Environmental Inspection & Control	30,800.00	Reserve For Uncollected Taxes	310,666.00	Taxes Cancelled, Abated or Adjusted	17,549.38	
Other Public Safety		CAPITAL OUTLAY TOTAL	322,237.94	Transfer to Tax Title Liens or Foreclosed	14,253.48	
<b>PUBLIC WORKS</b>				Ending Balance	214,139.17	
Streets and Drainage	246,079.35	Public Enterprises		<b>PRIOR YEARS TAXES OUTSTANDING</b>		
Sewers and Sewage Processing	67,200.00	Recreation-Culture	6,220.50	Beginning Balance	223,035.77	
Garbage and Trash Disposal	404,000.00	Public Works	290,163.51	Collected	205,433.66	
Public Buildings and Grounds	56,800.00	Buildings and Grounds	25,853.93	Cancelled, Abated or Adjusted		
Other Public Works		Library and Education		Transfers to Tax Title Liens or Foreclosed		
<b>HEALTH and WELFARE</b>		All Other		Ending Balance	17,602.11	
Health Services Except Environmental	36,200.00	<b>CAPITAL DEBT AUTHORIZED, ENDING BALANCE</b>		<b>TAX TITLE LIENS OUTSTANDING</b>		
Welfare-Public Assistance	2,200.00	ISSUED AND UNISSUED	GROSS DEBT	NET DEBT		
Hospital, Clinics, First Aid	3,500.00	School	1,490,855			
Animal, Insect, & Rodent Control	10,000.00	Self-Liquidating				
Other Welfare Services		Other	2,358,841	2,098,463		
<b>RECREATION and CONSERVATION</b>		Total	3,849,696	2,098,463		
Beeches and Boardwalks	288,600.00	<b>ISSUED AND OUTSTANDING</b>		<b>PROPERTY ACQUIRED BY DEED OR FORECLOSURE</b>		
Perks, Playgrounds, Shade Trees		School		Beginning Balance	20,010.00	
Land Reclamation & Conservation	24,000.00	Self-Liquidating		Transfers From Taxes or Liens		
Other Recreational Services		Other		Sale for Cash		
<b>EDUCATION (excluding schools)</b>		Total	1,277,030.67	Cancelled, Abated or Adjusted		
Libraries		<b>EQUALIZED VALUATION BASIS FOR NET DEBT COMPUTATION</b>		Ending Balance	20,010.00	
Other Educational Services	300.00	361,369,898		<b>CURRENT FINANCES ENDING BALANCE</b>		
<b>STATUTORY EXPENDITURES</b>		<b>REAL PROPERTY VALUATIONS</b>		<b>ASSETS</b>		
Pensions & F. I. C. A.	206,000.00	Code	Class	# of Parcels	% VAL'N	ASSESSED VALUATION
Employee Fringe Benefits	310,000.00	1	Vacant Land	97	3.70	13,758,900.00
Other Statutory Expenditures	4,000.00	2	Residential	1673	79.67	295,957,480.00
<b>MUNICIPAL FUNCTIONS TOTAL</b>		3	Farm			57,638,300.00
CAPITAL IMPROVEMENTS	3,083,173.15	4e	Commercial	159	15.52	4,145,800.00
<b>DEBT SERVICE</b>		4b	Industrial			371,500,480.00
Principal Payments	128,719.58	4c	Apartments	9	1.12	
Interest Payments	92,187.42	Total		1938		
<b>DEFERRED CHARGES</b>		Land Area		.71	Sq. Miles	
SCHOOL, COUNTY, SPECIAL DISTRICT TAXES	21,900.00	Net Valuation Taxable-Municipal				372,186,103
RESERVE FOR UNCOLLECTED TAXES	3,233,853.06	Net Valuation Taxable-County				365,769,084
EXPENDITURES TOTAL	6,870,499.21	State Equalized Valuation				363,940,224
		State Equalization Ratio				102.27

\*Includes County Health Service Taxes or County Open Space Tax. See Table 13.

1345

Population 1990 **3,096**  
 Population 1994 **3,200**  
 S & P Rating  
 Moody Rating **A**

General Tax Rate Par \$100. **2.21**  
 State Equalized Tax Rate **2.17**

**SHREWSBURY BORO. - MONMOUTH CO.**  
 Form of Government:  
**Borough Council**  
 Number of Members on Governing Body - 6

PER CAPITA:  
 Gross Debt **1,499.21**  
 Net Debt **1,060.97**  
 Debt Service **187.55**  
 Total Tax Levy **2,806.37**  
 Municipal Expenditures **1,357.49**

PER CENT:  
 Gross Debt **1.20**  
 Net Debt **.85**  
 Tax Levy Collected **96.85**  
 Tax Levy Cancelled, Abated or Adjusted

EXPENDITURES-CURRENT YEAR	REVENUES REALIZED-CURRENT YEAR	PROPERTY TAXES-CURRENT YEAR
<b>GENERAL GOVERNMENT</b>		<b>STATE EQUALIZED TAX RATE</b>
Governing Body & Public Boards	Property Taxes Collected <b>8,697,166.36</b>	Local District School Taxes <b>.73</b>
Municipal Clerk	Payments in Lieu of Taxes	Regional & Consolidated School Tax <b>.40</b>
Financial Administration <b>19,516.00</b>	Delinquent Tax & Lien Collections <b>326,100.22</b>	School Taxes in Municipal Budget
Assessment of Taxes <b>34,713.00</b>	Business Personally Replacament Taxes <b>88,329.76</b>	County Taxes <b>.46</b> *
Collection of Taxes <b>82,689.00</b>	Taxes from Public Utilities <b>335,449.00</b>	County Library Taxes <b>.02</b>
Planning, Housing & Development <b>29,348.00</b>	Other Miscellaneous Tax Revenues	Local Municipal Purpose Taxes <b>.55</b>
Human Resources <b>85,885.00</b>	State Aid Revenues <b>192,302.55</b>	Veteran & Senior Citizen Taxes
Elections	Federal Aid Revenues	Total Taxes for Rate Computation <b>2.16</b>
General Administration (other) <b>398,550.00</b>	Sale of Acquired Property	Special District Taxes
<b>JUDICIARY</b>	Other Miscellaneous Revenues <b>446,146.40</b>	Bank Corp. Taxes
Municipal Courts <b>79,146.94</b>	Total <b>10,085,490.29</b>	Add and Omitted Taxes <b>118,780.39</b>
<b>PUBLIC SAFETY</b>	Prior Years Surplus Appropriated <b>973,000.00</b>	Total Taxes Levied - ABSTRACT <b>8,980,384.09</b>
Fire Protection <b>92,934.20</b>	REVENUES TOTAL <b>11,058,490.29</b>	Total Taxes Billed <b>8,980,384.09</b>
Police Protection <b>983,137.38</b>	Reserve For Uncollected Taxes <b>384,321.47</b>	TAXES COLLECTED <b>8,697,166.36</b>
Civil Defense & Disaster Control	CAPITAL OUTLAY TOTAL <b>477,196.10</b>	Taxes Cancelled, Abated or Adjusted
Environmental Inspection & Control <b>35,399.00</b>	Public Enterprises	Transfer to Tax Title Liens or Foreclosed
Other Public Safety	Recreation-Culture <b>69,911.58</b>	Ending Balance <b>283,219.73</b>
<b>PUBLIC WORKS</b>	Public Works <b>344,007.49</b>	<b>PRIOR YEARS TAXES OUTSTANDING</b>
Streets and Driveways <b>345,661.75</b>	Buildings and Grounds <b>63,277.03</b>	Beginning Balance <b>330,203.54</b>
Sewers and Sewage Processing <b>102,569.00</b>	Library and Education	Collected <b>326,100.22</b>
Garbage and Trash Disposal <b>260,141.00</b>	Conservation	Cancelled, Abated or Adjusted
Public Buildings and Grounds <b>16,776.00</b>	All Other	Transfers to Tax Title Liens or Foreclosed
Other Public Works <b>35,000.00</b>		Ending Balance <b>4,103.32</b>
<b>HEALTH and WELFARE</b>	CAPITAL DEBT AUTHORIZED, ENDING BALANCE	<b>TAX TITLE LIENS OUTSTANDING</b>
Health Services Except Environmental	ISSUED AND UNISSUED GROSS DEBT	Beginning Balance <b>328.91</b>
Welfare-Public Assistance <b>3,279.00</b>	School <b>1,402,387</b>	Transfer From Taxes
Hospital, Clinics, First Aid	Self-Liquidating	Radaamad
Animal, Insect, & Rodent Control <b>864.00</b>	Other <b>3,395,090</b>	Cancelled, Abated or Adjusted
Other Welfare Services	Total <b>4,797,477</b>	Transfers to Foreclosed Property
<b>RECREATION and CONSERVATION</b>	ISSUED AND OUTSTANDING	Ending Balance <b>328.91</b>
Bachas and Boardwalks	School <b>1,402,387.67</b>	<b>PROPERTY ACQUIRED BY DEED OR</b>
Parks, Playgrounds, Shada Traas	Self-Liquidating	<b>FORECLOSURE</b>
Land Reclamation & Conservation <b>600.00</b>	Other <b>3,394,000.00</b>	Beginning Balance
Other Recreational Services <b>1,000.00</b>	Total <b>4,796,387.67</b>	Transfers From Taxes or Liens
<b>EDUCATION (excluding schools)</b>	EQUALIZED VALUATION BASIS	Sale for Cash
Libraries	FOR NET DEBT COMPUTATION <b>401,460,362</b>	Cancelled, Abated or Adjusted
Other Educational Services	REAL PROPERTY VALUATIONS	Ending Balance
<b>STATUTORY EXPENDITURES</b>	Code Class # of Parcels % VALN ASSESSED VALUATION	<b>CURRENT FINANCES ENDING BALANCE</b>
Pensions & F. I. C. A. <b>185,847.00</b>	1 Vacant Land 89 2.95 11,727,300.00	<b>ASSETS</b>
Employee Fringe Benefits <b>449,530.00</b>	2 Residential 1127 56.48 224,520,600.00	Cash <b>1,442,819.71</b>
Other Statutory Expenditures	3 Farm 2 .11 458,500.00	Taxes Receivable <b>287,323.05</b>
<b>MUNICIPAL FUNCTIONS</b>	4a Commercial 168 40.45 160,785,100.00	Tax Title Liens <b>328.91</b>
<b>CAPITAL IMPROVEMENTS</b>	4b Industrial	Foreclosed Property
<b>*MEMO*</b> <b>30,000.00</b>	4c Apartments	Emergencias & Other Deferred Charges <b>50,289.87</b>
<b>DEBT SERVICE</b>	Total <b>1386</b> <b>397,491,500.00</b>	State and Federal Aid Receivable
Principal Payments <b>460,000.00</b>	Land Area <b>2.30</b> Sq. Miles	Other Receivables <b>13,839.00</b>
Interest Payments <b>140,145.83</b>	Net Valuation Taxable-Municipal <b>401,070,557</b>	Total <b>1,794,600.54</b>
<b>DEFERRED CHARGES</b>	Net Valuation Taxable-County <b>406,162,670</b>	<b>LIABILITIES, RESERVES, AND SURPLUS</b>
<b>SCHOOL, COUNTY, SPECIAL DISTRICT TAXES</b>	State Equalized Valuation <b>409,017,143</b>	Cash Liabilities <b>831,235.66</b>
<b>RESERVE FOR UNCOLLECTED TAXES</b>	State Equalization Ratio <b>98.04</b>	Reserves for Receivables <b>301,490.96</b>
<b>EXPENDITURES</b>		Surplus <b>661,873.92</b>
TOTAL <b>10,936,210.53</b>		Total <b>1,794,600.54</b>

Population 1990 **1,098**  
 Population 1994 **1,110**  
 S & P Rating  
 Moody Rating

General Tax Rate Per \$100. **3.74**  
 State Equalized Tax Rate **3.59**

**SHREWSBURY TWP. - MONMOUTH CO.**  
 Form of Government:  
**Township Committee**  
 Number of Members on Governing Body - 3

PER CAPITA:  
 Gross Debt **767.57** Gross Debt **2.92**  
 Net Debt **154.89** Net Debt **.59**  
 Debt Service **18.44** Tax Levy Collected **99.81**  
 Total Tax Levy **921.35** Tax Levy Cancelled, Abated or Adjusted  
 Municipal Expenditures **546.05**

EXPENDITURES-CURRENT YEAR		REVENUES REALIZED-CURRENT YEAR		PROPERTY TAXES-CURRENT YEAR	
<b>GENERAL GOVERNMENT</b>		<b>REVENUES REALIZED-CURRENT YEAR</b>		<b>STATE EQUALIZED TAX RATE</b>	
Governing Body & Public Boards		Property Taxes Collected	<b>1,020,803.95</b>	Local District School Taxes	<b>1.33</b> <b>379,168.76</b>
Municipal Clerk		Payments in Lieu of Taxes		Regional & Consolidated School Tax	<b>.45</b> <b>129,280.98</b>
Financial Administration	<b>15,942.00</b>	Delinquent Tax & Lien Collections	<b>586.95</b>	School Taxes In Municipal Budget	
Assessment of Taxes	<b>5,341.00</b>	Business Personally Replacement Taxes	<b>749.00</b>	County Taxes	<b>.47</b> * <b>132,979.50</b>
Collection of Taxes	<b>4,741.00</b>	Taxes from Public Utilities	<b>37,027.00</b>	County Library Taxes	<b>.02</b> <b>5,665.01</b>
Planning, Housing & Development		Other Miscellaneous Tax Revenues		Local Municipal Purpose Taxes	<b>1.32</b> <b>375,605.95</b>
Human Resources	<b>4,000.00</b>	State Aid Revenues	<b>114,128.76</b>	Veteran & Senior Citizen Taxes	<b>6,400.00</b>
Elections	<b>1,313.00</b>	Federal Aid Revenues		Total Taxes for Rate Computation	<b>3.59</b> <b>1,029,100.20</b>
General Administration (other)	<b>136,880.00</b>			Special District Taxes	
<b>JUDICIARY</b>		Sale of Acquired Property	<b>15,684.67</b>	Bank Corp. Taxes	
Municipal Courts	<b>7,600.00</b>	Other Miscellaneous Revenues	<b>1,188,980.33</b>	Added and Omitted Taxes	
<b>PUBLIC SAFETY</b>		Prior Years Surplus Appropriated	<b>61,000.00</b>	Total Taxes Levied - ABSTRACT	<b>1,022,700.20</b>
Fire Protection	<b>7,715.00</b>	<b>REVENUES TOTAL</b>	<b>1,249,980.33</b>	Total Taxes Billed	<b>1,022,700.20</b>
Police Protection	<b>4,850.00</b>	Rasarva For Uncollected Taxes	<b>7,941.00</b>	<b>TAXES COLLECTED</b>	<b>1,020,803.95</b>
Civil Defense & Disaster Control	<b>3,600.00</b>			Taxes Cancelled, Abated or Adjusted	
Environmental Inspection & Control	<b>6,888.00</b>	<b>CAPITAL OUTLAY TOTAL</b>		Transfer to Tax Title Liens or Foreclosed Ending Balance	<b>1,896.25</b>
Other Public Safety				<b>PRIOR YEARS TAXES OUTSTANDING</b>	
<b>PUBLIC WORKS</b>		Public Enterprises		Beginning Balance	<b>1,895.85</b>
Streets and Drainage	<b>68,000.79</b>	Recreation-Culture		Collected	<b>586.95</b>
Sewers and Sewage Processing	<b>110,000.00</b>	Public Works		Cancelled, Abated or Adjusted	
Garbage and Trash Disposal	<b>100,000.00</b>	Buildings and Grounds		Transfers to Tax Title Liens or Foreclosed Ending Balance	<b>1,308.90</b>
Public Buildings and Grounds	<b>27,100.00</b>	Library and Education		<b>TAX TITLE LIENS OUTSTANDING</b>	
Other Public Works		Conservation		Beginning Balance	
<b>HEALTH and WELFARE</b>		All Other		Transfer From Taxes	
Health Services Except Environmental	<b>10,020.00</b>			Redeamed	
Welfare-Public Assistance		<b>CAPITAL DEBT AUTHORIZED, ENDING BALANCE</b>		Cancelled, Abated or Adjusted	
Hospital, Clinics, First Aid		ISSUED AND UNISSUED		Transfers to Foreclosed Property	
Animal, Insect, & Rodent Control	<b>1,000.00</b>	School	<b>680,072</b>	Ending Balance	
Other Welfare Services		Self-Liquidating		<b>PROPERTY ACQUIRED BY DEED OR FORECLOSURE</b>	
<b>RECREATION and CONSERVATION</b>		Other	<b>171,930</b>	Beginning Balance	
Beaches and Boardwalks		Total	<b>852,002</b>	Transfers From Taxes or Liens	
Perks, Playgrounds, Shade Trees	<b>9,290.00</b>			Sale for Cash	
Land Reclamation & Conservation	<b>18,000.00</b>	ISSUED AND OUTSTANDING		Cancelled, Abated or Adjusted	
Other Recreational Services	<b>1,300.00</b>	School	<b>680,072.15</b>	Ending Balance	
<b>EDUCATION (excluding schools)</b>		Self-Liquidating		<b>CURRENT FINANCES ENDING BALANCE</b>	
Libraries		Other	<b>62,800.00</b>	<b>ASSETS</b>	
Other Educational Services		Total	<b>742,872.15</b>	Cash	<b>158,059.70</b>
<b>STATUTORY EXPENDITURES</b>		<b>EQUALIZED VALUATION BASIS FOR NET DEBT COMPUTATION</b>	<b>29,138,676</b>	Taxes Receivable	<b>3,205.15</b>
Pensions & F. I. C. A.	<b>13,500.00</b>	<b>REAL PROPERTY VALUATIONS</b>		Tax Title Liens	
Employee Fringe Benefits	<b>5,200.00</b>	Code Class # of Parcels % VAL'N		Foreclosed Property	
Other Statutory Expenditures		1 Vacant Land		Emergencies & Other Delinquent Charges	
<b>MUNICIPAL FUNCTIONS</b>		2 Residential <b>122 33.42</b>	<b>9,103,800.00</b>	State and Federal Aid Receivable	
<b>CAPITAL IMPROVEMENTS</b>		3 Farm		Other Receivables	<b>3,768.78</b>
<b>DEBT SERVICE</b>		4a Commercial		Total	<b>165,033.63</b>
Principal Payments	<b>17,996.76</b>	4b Industrial		<b>LIABILITIES, RESERVES, AND SURPLUS</b>	
Interest Payments	<b>2,468.40</b>	4c Apartments <b>269 66.58</b>	<b>18,134,300.00</b>	Cash Liabilities	<b>108,315.00</b>
<b>DEFERRED CHARGES</b>		Total	<b>27,238,100.00</b>	Reserves for Receivables	<b>6,973.93</b>
SCHOOL, COUNTY, SPECIAL DISTRICT TAXES	<b>15,431.00</b>	Land Area <b>.09</b> Sq. Miles		Surplus	<b>49,744.70</b>
RESERVE FOR UNCOLLECTED TAXES	<b>647,094.25</b>	Net Valuation Taxable-Municipal	<b>27,308,648</b>	Total	<b>165,033.63</b>
EXPENDITURES	<b>1,253,212.20</b>	Net Valuation Taxable-County	<b>28,863,104</b>		
		State Equalized Valuation	<b>28,446,525</b>		
		State Equalization Ratio	<b>95.99</b>		

0431

Population 1990 5,440  
 Population 1994 5,550  
 S & P Rating  
 Moody Rating BAA

General Tax Rate Per \$100 4.57  
 State Equalized Tax Rate 2.93

**SOMERDALE BOROUGH - CAMDEN CO.**  
 Form of Government:  
**Borough Council**  
 Number of Members on Governing Body - 6

PER CAPITA:  
 Gross Debt 683.98  
 Net Debt 471.95  
 Debt Service 72.61  
 Total Tax Levy 1,106.10  
 Municipal Expenditures 550.13

PER CENT:  
 Gross Debt 1.85  
 Net Debt 1.28  
 Tax Levy Collected 90.67  
 Tax Levy Cancelled, Abated or Adjusted 6.18

EXPENDITURES-CURRENT YEAR		REVENUES REALIZED-CURRENT YEAR		PROPERTY TAXES-CURRENT YEAR	
<b>GENERAL GOVERNMENT</b>		<b>REVENUES REALIZED-CURRENT YEAR</b>		<b>PROPERTY TAXES-CURRENT YEAR</b>	
Governing Body & Public Boards		Property Taxes Collected	5,568,526.76	STATE EQUALIZED TAX RATE	2.83
Municipal Clerk		Payments in Lieu of Taxes		Local District School Taxes	.83
Financial Administration	66,850.00	Delinquent Tax & Lien Collections	235,463.48	Regional & Consolidated School Tax	.56
Assessment of Taxes	9,000.00	Business Personalty Replacement Taxes	41,001.80	School Taxes in Municipal Budget	
Collection of Taxes	34,962.46	Taxes from Public Utilities	346,019.77	County Taxes	.82 *
Planning, Housing & Development	12,285.00	Other Miscellaneous Tax Revenues		County Library Taxes	.03
Human Resources	34,017.14	State Aid Revenues	385,323.60	Local Municipal Purpose Taxes	.68
Elections	2,653.60	Federal Aid Revenues		Veteran & Senior Citizen Taxes	
General Administration (other)	277,758.02			Total Taxes for Rete Computation	2.92
<b>JUDICIARY</b>				Special District Taxes	
Municipal Courts	85,763.06	Sale of Acquired Property		Bank Corp. Taxes	
<b>PUBLIC SAFETY</b>		Other Miscellaneous Revenues	402,400.93	Added and Omitted Taxes	
Fire Protection	90,845.70			Total Taxes Levied - ABSTRACT	6,138,834.82
Police Protection	515,984.86	Total	6,978,736.34	Total Taxes Billed	6,141,759.39
Civil Defense & Disaster Control	1,750.00	Prior Years Surplus Appropriated	434,000.00	<b>TAXES COLLECTED</b>	5,568,526.76
Environmental Inspection & Control	75,265.00	<b>REVENUES</b>	7,412,736.34	Taxes Cancelled, Abated or Adjusted	379,319.66
Other Public Safety		Reserve For Uncollected Taxes	510,983.28	Transfer to Tax Title Liens or Foreclosed	6,628.41
<b>PUBLIC WORKS</b>		<b>CAPITAL OUTLAY</b>	481,228.75	Ending Balance	187,284.56
Streets and Drainage	102,425.27			<b>PRIOR YEARS TAXES OUTSTANDING</b>	
Sewers and Sewage Processing		Public Enterprises		Beginning Balance	427,755.46
Garbage and Trash Disposal	422,250.92	Recreation-Culture		Collected	235,463.48
Public Buildings and Grounds	42,400.00	Public Works		Cancelled, Abated or Adjusted	
Other Public Works		Buildings and Grounds	481,228.75	Transfers to Tax Title Liens or Foreclosed	50,204.54
<b>HEALTH and WELFARE</b>		Library and Education		Ending Balance	142,087.44
Health Services Except Environmental	3,434.00	Conservation		<b>TAX TITLE LIENS OUTSTANDING</b>	
Welfare-Public Assistance	6,850.00	All Other		Beginning Balance	50,323.21
Hospital, Clinics, First Aid				Transfer From Taxes	
Animal, Insect, & Rodent Control	4,000.00	<b>CAPITAL DEBT AUTHORIZED, ENDING BALANCE</b>		Redeemed	50,204.54
Other Welfare Services		<b>ISSUED AND UNISSUED</b>		Cancelled, Abated or Adjusted	45.00
<b>RECREATION and CONSERVATION</b>		School	1,060,196	Transfers to Foreclosed Property	
Beeches and Boardwalks		Self-Liquidating	15,000	Ending Balance	73.67
Perks, Playgrounds, Shade Trees		Other	2,720,900	<b>PROPERTY ACQUIRED BY DEED OR FORECLOSURE</b>	
Land Reclamation & Conservation	5,537.69	Total	3,796,096	Beginning Balance	109,247.05
Other Recreational Services	13,600.00	<b>ISSUED AND OUTSTANDING</b>		Transfers From Taxes or Liens	56,832.95
<b>EDUCATION (excluding schools)</b>		School	1,060,196.68	Sale for Cash	
Libraries	6,000.00	Self-Liquidating	15,000.00	Cancelled, Abated or Adjusted	
Other Educational Services		Other	2,246,000.00	Ending Balance	166,080.00
<b>STATUTORY EXPENDITURES</b>		Total	3,321,196.68	<b>CURRENT FINANCES ENDING BALANCE</b>	
Pensions & F. I. C. A.	120,655.00	<b>EQUALIZED VALUATION BASIS</b>		ASSETS	
Employee Fringe Benefits	198,000.00	FOR NET DEBT COMPUTATION	205,303.418	Cash	981,898.97
Other Statutory Expenditures	5,000.00	<b>REAL PROPERTY VALUATIONS</b>		Taxes Receivable	329,372.00
<b>MUNICIPAL FUNCTIONS</b>		Code Class # of Parcels % VAL'N		Tax Title Liens	73.67
<b>CAPITAL IMPROVEMENTS</b>				Foreclosed Property	166,080.00
<b>DEBT SERVICE</b>				Emergencies & Other Delerred Charges	8,410.87
Principal Payments	283,500.00	1 Vacent Land 149 1.75	2,317,800.00	State and Federal Aid Receivable	
Interest Payments	119,460.18	2 Residential 1672 70.38	93,217,700.00	Other Receivables	49,455.18
<b>DEFERRED CHARGES</b>		3 Farm	24,331,500.00	Total	1,535,290.69
SCHOOL, COUNTY, SPECIAL DISTRICT TAXES	4,658,034.21	4e Commercial 121 18.37	8,068,350.00	<b>LIABILITIES, RESERVES, AND SURPLUS</b>	
RESERVE FOR UNCOLLECTED TAXES	510,983.28	4b Industrial 41 6.09	4,507,600.00	Cash Liabilities	660,695.19
<b>EXPENDITURES</b>		4c Apartments 7 3.40	132,442,950.00	Reserves for Receivables	544,980.85
TOTAL	7,711,265.39	Total 1990	64.06	Surplus	329,614.65
		Land Area 1.36 Sq. Miles		Total	1,535,290.69
		Net Valuation Taxable-Municipal	133,020,389		
		Net Valuation Taxable-County	203,257,969		
		State Equalized Valuation	207,325,722		
		State Equalization Ratio	64.06		

0121  
 Population 1990 11,216  
 Population 1994 11,215  
 S & P Rating A  
 Moody Rating

General Tax Rate Per \$100. 3.22  
 State Equalized Tax Rate 2.56

SOMERS POINT CITY - ATLANTIC COUNTY  
 Form of Government:  
 City Charter Act (P.L. 1897 c. 30)  
 Number of Members on Governing Body - 7

PER CAPITA:  
 Gross Debt 516.94  
 Net Debt 343.07  
 Debt Service 73.74  
 Total Tax Levy 1,351.80  
 Municipal Expenditures 656.69  
 PER CENT:  
 Gross Debt .97  
 Net Debt .64  
 Tax Levy Collected 95.60  
 Tax Levy Cancelled, Abated or Adjusted .83

EXPENDITURES-CURRENT YEAR		REVENUES REALIZED-CURRENT YEAR		PROPERTY TAXES-CURRENT YEAR	
<b>GENERAL GOVERNMENT</b>		<b>PROPERTY TAXES COLLECTED</b>		<b>STATE EQUALIZED TAX RATE</b>	
Governing Body & Public Boards	106,880.28	Property Taxes Collected	16,492,901.51	Local District School Taxes	.87 5,078,503.00
Municipal Clerk	66,517.22	Payments In Lieu of Taxes		Regional & Consolidated School Tax	.52 3,054,478.97
Financial Administration	62,851.86	Delinquent Tax & Lien Collections	645,073.00	School Taxes In Municipal Budget	
Assessment of Taxes	71,360.43	Business Personalty Replacement Taxes	82,198.68	County Taxes	.51 * 2,975,631.33
Collection of Taxes	44,630.86	Taxes from Public Utilities	562,401.00	County Library Taxes	.03 204,653.45
Planning, Housing & Development	166,848.00	Other Miscellaneous Tax Revenues		Local Municipal Purpose Taxes	.63 3,691,030.39
Human Resources	611,287.25	State Aid Revenues	1,389,590.49	Veteran & Senior Citizen Taxes	96,400.00
Elections		Federal Aid Revenues		Total Taxes for Rate Computation	2.56 15,100,697.14
General Administration (other)	111,841.00			Special District Taxes	
<b>JUDICIARY</b>		Sale of Acquired Property	885,428.08	Bank Corp. Taxes	
Municipal Courts	188,659.40	Other Miscellaneous Revenues	18,057,592.76	Added and Omitted Taxes	156,089.11
<b>PUBLIC SAFETY</b>		Total	18,057,592.76	Total Taxes Levied - ABSTRACT	15,160,386.25
Fire Protection	1,367,324.00	Prior Years Surplus Appropriated	315,000.00	Total Taxes Billed	15,160,505.77
Police Protection	6,850.00	<b>REVENUES TOTAL</b>	<b>18,372,592.76</b>	<b>TAXES COLLECTED</b>	<b>14,492,901.51</b>
Civil Defense & Disaster Control	58,493.00	Reserve For Uncollected Taxes	821,713.73	Taxes Cancelled, Abated or Adjusted	125,872.49
Environmental Inspection & Control		<b>CAPITAL OUTLAY TOTAL</b>	<b>173,074.82</b>	Transfer to Tax Title Liens or Foreclosed	
Other Public Safety				Ending Balance	541,731.77
<b>PUBLIC WORKS</b>		Public Enterprises		<b>PRIOR YEARS TAXES OUTSTANDING</b>	
Streets and Drainage	845,015.26	Recreation-Culture	3,624.00	Beginning Balance	870,467.13
Sewers and Sewage Processing	722,080.46	Public Works	131,009.40	Collected	645,073.00
Garbage and Trash Disposal	43,852.10	Buildings and Grounds	38,441.42	Cancelled, Abated or Adjusted	5,841.46
Public Buildings and Grounds	338,935.00	Library and Education		Transfers to Tax Title Liens or Foreclosed	
Other Public Works		Conservation		Ending Balance	219,532.67
<b>HEALTH and WELFARE</b>		All Other		<b>TAX TITLE LIENS OUTSTANDING</b>	
Health Services Except Environmental	16,648.00			Beginning Balance	25,572.07
Welfare-Public Assistance	10,628.00	<b>CAPITAL DEBT AUTHORIZED, ENDING BALANCE</b>		Transfer From Taxes	
Hospital, Clinics, First Aid		<b>ISSUED AND UNISSUED</b>		Redeemed	
Animal, Insect, & Rodent Control	5,400.00	School		Cancelled, Abated or Adjusted	
Other Welfare Services		Self-Liquidating		Transfers to Foreclosed Property	
<b>RECREATION and CONSERVATION</b>		Other	5,797,531	Ending Balance	25,572.07
Beeches and Boardwalks	65,092.00	Total	5,797,531	<b>PROPERTY ACQUIRED BY DEED OR FORECLOSURE</b>	
Parks, Playgrounds, Shade Trees	5,250.00	<b>ISSUED AND OUTSTANDING</b>		Beginning Balance	13,412.50
Land Reclamation & Conservation		School		Transfers From Taxes or Liens	
Other Recreational Services		Self-Liquidating		Sale for Cash	
<b>EDUCATION (excluding schools)</b>		Other	5,795,761.14	Cancelled, Abated or Adjusted	
Libraries		Total	5,795,761.14	Ending Balance	13,412.50
Other Educational Services		<b>EQUALIZED VALUATION BASIS FOR NET DEBT COMPUTATION</b>		<b>CURRENT FINANCES ENDING BALANCE</b>	
<b>STATUTORY EXPENDITURES</b>				<b>ASSETS</b>	
Pensions & F. I. C. A.	247,930.80	<b>REAL PROPERTY VALUATIONS</b>		Cash	1,140,327.24
Employee Fringe Benefits	463,087.00	Code Class # of Parcels % VAL'N		Taxes Receivable	761,264.44
Other Statutory Expenditures	8,000.00	1 Vacant Land 321 2.94	13,500,700.00	Tax Title Liens	25,572.07
<b>MUNICIPAL FUNCTIONS TOTAL</b>	<b>5,633,461.92</b>	2 Residential 3719 69.23	318,090,200.00	Foreclosed Property	13,412.50
<b>CAPITAL IMPROVEMENTS *MEMO*</b>	<b>6,000.00</b>	3 Farm 226 20.50	94,204,100.00	Emergencies & Other Deferred Charges	11,341.56
<b>DEBT SERVICE</b>		4e Commercial 4b Industrial 29 7.32	33,651,800.00	State and Federal Aid Receivable	61,937.70
Principal Payments	622,632.72	Total 4295	459,446,800.00	Other Receivables	
Interest Payments	204,366.00	Land Area 4.08 Sq Miles		Total	2,013,855.51
<b>DEFERRED CHARGES</b>	<b>82,548.59</b>	Net Valuation Taxable-Municipal	465,830,965	<b>LIABILITIES, RESERVES, AND SURPLUS</b>	
<b>SCHOOL, COUNTY, SPECIAL DISTRICT TAXES</b>	<b>11,313,266.75</b>	Net Valuation Taxable-County	593,222,658	Cash Liabilities	580,314.05
<b>RESERVE FOR UNCOLLECTED TAXES</b>	<b>821,713.73</b>	State Equalized Valuation	583,361,185	Reserves for Receivables	862,186.71
<b>EXPENDITURES TOTAL</b>	<b>18,677,989.71</b>	State Equalization Ratio	79.63	Surplus	571,354.75
				Total	2,013,855.51

1818  
 Population 1990 11,632  
 Population 1994 11,716  
 S & P Rating  
 Moody Rating A1

General Tax Rate Per \$100. 4.03  
 State Equalized Tax Rate 3.01

**SOMERVILLE BOROUGH - SOMERSET CO.**  
 Form of Government:  
**Borough Council**  
 Number of Members on Governing Body - 6

PER CAPITA:  
 Gross Debt 1,113.21  
 Net Debt 929.14  
 Debt Service 66.45  
 Total Tax Levy 1,645.37  
 Municipal Expenditures 841.65

PER CENT:  
 Gross Debt 2.07  
 Net Debt 1.72  
 Tax Levy Collected 95.78  
 Tax Levy Cancelled, Abated or Adjusted .14

EXPENDITURES-CURRENT YEAR		REVENUES REALIZED-CURRENT YEAR		PROPERTY TAXES-CURRENT YEAR	
<b>GENERAL GOVERNMENT</b>				<b>STATE EQUALIZED TAX RATE</b>	
Governing Body & Public Boards		Property Taxes Collected	18,469,201.79	Local District School Taxes	1.72
Municipal Clerk		Payments in Lieu of Taxes	133,412.83	Regional & Consolidated School Tax	
Financial Administration	93,040.80	Delinquent Tax & Lien Collections	1,070,354.10	School Taxes in Municipal Budget	
Assessment of Taxes	41,668.61	Business Personalty Replacement Taxes	252,385.28	County Taxes	.44 *
Collection of Taxes	50,836.92	Taxes from Public Utilities	1,017,629.00	County Library Taxes	
Planning, Housing & Development	93,380.48	Other Miscellaneous Tax Revenues		Local Municipal Purpose Taxes	.86
Human Resources	106,934.00	State Aid Revenues	718,011.60	Veteran & Senior Citizen Taxes	
Elections	5,547.01	Federal Aid Revenues		Total Taxes for Rate Computation	3.02
General Administration (other)	1,135,298.55			Special District Taxes	154,669.96
<b>JUDICIARY</b>				Bank Corp. Taxes	
Municipal Courts	154,950.23	Sale of Acquired Property		Added and Omitted Taxes	9,856.91
<b>PUBLIC SAFETY</b>		Other Miscellaneous Revenues	1,183,862.99	Total Taxes Levied - ABSTRACT	19,277,107.06
Fira Protection	280,246.70	Total	22,844,857.59	Total Taxes Billed	19,282,799.82
Police Protection	2,467,015.64	Prior Years Surplus Appropriated	901,760.00	TAXES COLLECTED	18,469,201.79
Civil Defense & Disaster Control	2,095.75	REVENUES	23,746,617.59	Taxes Cancelled, Abated or Adjusted	26,310.62
Environmental Inspection & Control	136,124.92	Reserve For Uncollected Taxes	1,134,000.00	Transfer to Tax Title Liens or Foreclosed	23,556.62
Other Public Safety		CAPITAL OUTLAY	1,621,588.84	Ending Balance	763,730.79
<b>PUBLIC WORKS</b>				<b>PRIOR YEARS TAXES OUTSTANDING</b>	
Straats and Drainage	884,481.79	Public Enterprises	135,553.35	Beginning Balanca	1,021,651.78
Sewers and Sewaga Processing	60,961.75	Recreation-Culture		Collected	1,005,744.31
Garbage and Trash Disposal	650,858.92	Public Works	674,423.45	Cancelled, Abated or Adjusted	
Public Buildings and Grounds	197,856.00	Buildings and Grounds	811,612.04	Transfers to Tax Title Liens or Foreclosed	
Other Public Works		Library and Education		Ending Balanca	15,907.47
<b>HEALTH and WELFARE</b>		Conservation		TAX TITLE LIENS OUTSTANDING	
Health Services Except Environmental	205,827.70	All Other		Beginning Balanca	180,863.05
Welfara-Public Assistance	63,348.12	<b>CAPITAL DEBT AUTHORIZED, ENDING BALANCE</b>		Transfer From Taxes	23,556.62
Hospital, Clinics, First Aid		ISSUED AND UNISSUED		Redeemed	64,609.79
Animal, Insect, & Rodant Control	28,817.04	School	2,094,000	Cancelled, Abated or Adjusted	
Other Welfare Services		Self-Liquidating	701,092	Transfers to Foreclosed Property	
<b>RECREATION and CONSERVATION</b>		Other	10,247,261	Ending Balance	139,809.88
Beaches and Boardwalks		Total	13,062,353	PROPERTY ACQUIRED BY DEED OR	
Parks, Playgrounds, Shade Trees	24,687.72	<b>ISSUED AND OUTSTANDING</b>		FORECLOSURE	
Land Reclamation & Conservation		School	2,094,000.00	Beginning Balance	4,800.00
Other Recreational Services	133,806.42	Self-Liquidating	380,000.00	Transfers From Taxes or Liens	
<b>EDUCATION (excluding schools)</b>		Other	6,487,000.00	Sale for Cash	
Libraries	271,145.00	Total	8,961,000.00	Cancelled, Abated or Adjusted	
Other Educational Services		<b>EQUALIZED VALUATION BASIS</b>		Ending Balance	4,800.00
<b>STATUTORY EXPENDITURES</b>		FOR NET DEBT COMPUTATION		<b>CURRENT FINANCES ENDING BALANCE</b>	
Pansions & F. I. C. A.	364,950.22	REAL PROPERTY VALUATIONS		ASSETS	
Employeea Fringe Benefits	494,353.64	Code	Class	# of Parcels	% VAL'N
Other Statutory Expenditures		1	Vacant Land	85	.95
<b>MUNICIPAL FUNCTIONS</b>		ASSESSSED VALUATION		Cash	2,265,418.63
CAPITAL IMPROVEMENTS	25,000.00	2	Residential	2649	61.78
<b>DEBT SERVICE</b>		3	Farm		
Principal Payments	525,000.00	4a	Commercial	413	27.72
Interest Payments	253,500.46	4b	Industrial	18	2.93
<b>DEFERRED CHARGES</b>		4c	Apartments	32	6.62
SCHOOL, COUNTY, SPECIAL DISTRICT TAXES	13,802,221.74	Total		3197	
RESERVE FOR UNCOLLECTED TAXES	1,134,000.00	Land Area	2.30	Sq. Miles	
<b>EXPENDITURES</b>		Net Valuation Taxable-Municipal	473,224,578		
TOTAL	23,662,956.13	Net Valuation Taxable-County	655,162,083		
		State Equalized Valuation	629,799,391		
		State Equalization Ratio	74.70		
				LIABILITIES, RESERVES, AND SURPLUS	
				Cash Liabilities	859,060.03
				Reserves for Receivables	972,986.90
				Surplus	1,433,290.37
				Total	3,265,337.30

1220

Population 1990 7,863  
 Population 1994 7,872  
 S & P Rating AAA  
 Moody Rating AAA

General Tax Rate Per \$100 4.48  
 State Equalized Tax Rate 2.30

**SOUTH AMBOY CITY - MIDD. COUNTY**  
 Form of Government:  
**Mayor-Council Plan D (OMCL 50)**  
 Number of Members on Governing Body - 5

PER CAPITA:  
 Gross Debt 3,181.85  
 Net Debt 1,472.76  
 Debt Service 100.27  
 Total Tax Levy 1,006.84  
 Municipal Expenditures 1,203.88

PER CENT:  
 Gross Debt 7.20  
 Net Debt 3.33  
 Tax Levy Collected 91.80  
 Tax Levy Cancelled, Abated or Adjusted

EXPENDITURES-CURRENT YEAR		REVENUES REALIZED-CURRENT YEAR		PROPERTY TAXES-CURRENT YEAR	
<b>GENERAL GOVERNMENT</b>		<b>PROPERTY TAXES COLLECTED</b>		<b>STATE EQUALIZED TAX RATE</b>	
Governing Body & Public Boards		Property Taxes Collected	7,000,420.49	Local District School Taxes	1.55
Municipal Clerk		Payments In Lieu of Taxes		Regional & Consolidated School Tax	
Financial Administration	99,779.10	Delinquent Tax & Lien Collections	384,807.26	School Taxes in Municipal Budget	
Assessment of Taxes	9,438.17	Business Personalty Replacement Taxes	57,453.24	County Taxes	.42 *
Collection of Taxes	45,282.39	Taxes from Public Utilities	4,039,453.34	County Library Taxes	
Planning, Housing & Development	74,765.47	Other Miscellaneous Tax Revenues		Local Municipal Purpose Taxes	.32
Human Resources	406,570.79	State Aid Revenues	1,663,278.65	Veteran & Senior Citizen Taxes	
Elections	2,708.70	Federal Aid Revenues		Total Taxes for Rate Computation	2.29
General Administration (other)	826,691.43			Special District Taxes	
<b>JUDICIARY</b>		Sale of Acquired Property		Bank Corp. Taxes	
Municipal Courts	104,170.30	Other Miscellaneous Revenues	1,445,941.81	Added and Omitted Taxes	8,968.41
<b>PUBLIC SAFETY</b>		<b>Total</b>	<b>14,591,354.79</b>	Total Taxes Levied - ABSTRACT	7,925,879.61
Fire Protection	391,131.80	Prior Years Surplus Appropriated	581,500.00	Total Taxes Billed	7,625,538.64
Police Protection	1,695,918.18	<b>REVENUES</b>	<b>15,172,854.79</b>	<b>TAXES COLLECTED</b>	<b>7,000,420.49</b>
Civil Defense & Disaster Control	1,823.11	Reserve For Uncollected Taxes	512,317.75	Taxes Cancelled, Abated or Adjusted	
Environmental Inspection & Control	75,719.67	<b>CAPITAL OUTLAY</b>	<b>819,151.38</b>	Transfer to Tax Title Liens or Foreclosed	
Other Public Safety		<b>TOTAL</b>	<b>819,151.38</b>	Ending Balance	625,118.15
<b>PUBLIC WORKS</b>		Public Enterprises	127,462.66	<b>PRIOR YEARS TAXES OUTSTANDING</b>	
Streets and Drainage	808,063.50	Recreation-Culture	1,688.47	Beginning Balance	545,099.93
Sewers and Sewage Processing	627,466.94	Public Works	536,960.15	Collected	357,376.51
Garbage and Trash Disposal	456,200.00	Buildings and Grounds	153,040.10	Cancelled, Abated or Adjusted	
Public Buildings and Grounds	420,079.42	Library and Education		Transfers to Tax Title Liens or Foreclosed	
Other Public Works		Conservation		Ending Balance	187,723.42
<b>HEALTH and WELFARE</b>		All Other		<b>TAX TITLE LIENS OUTSTANDING</b>	
Health Services Except Environmental	109,446.21			Beginning Balance	207,784.77
Welfare-Public Assistance	24,983.41	<b>CAPITAL DEBT AUTHORIZED, ENDING BALANCE</b>		Transfer From Taxes	
Hospital, Clinics, First Aid		<b>ISSUED AND UNISSUED</b>	<b>GROSS DEBT</b>	Redeemed	27,208.48
Animal, Insect, & Rodent Control	7,023.04	School	13,454,000	Cancelled, Abated or Adjusted	
Other Welfare Services	2,000.00	Self-Liquidating	550,275	Transfers to Foreclosed Property	
<b>RECREATION and CONSERVATION</b>		Other	11,043,282	Ending Balance	180,576.29
Beaches and Boardwalks		<b>Total</b>	<b>25,047,557</b>	<b>PROPERTY ACQUIRED BY DEED OR FORECLOSURE</b>	
Parks, Playgrounds, Shade Trees	6,818.55	<b>ISSUED AND OUTSTANDING</b>		Beginning Balance	370,000.00
Land Reclamation & Conservation		School	13,454,000.00	Transfers From Taxes or Liens	
Other Recreational Services	235,411.44	Self-Liquidating	550,000.00	Sale for Cash	
<b>EDUCATION (excluding schools)</b>		Other	10,929,500.00	Cancelled, Abated or Adjusted	
Libraries	204,000.00	<b>Total</b>	<b>24,933,500.00</b>	Ending Balance	370,000.00
Other Educational Services		<b>EQUALIZED VALUATION BASIS FOR NET DEBT COMPUTATION</b>	<b>347,715,602</b>	<b>CURRENT FINANCES ENDING BALANCE</b>	
<b>STATUTORY EXPENDITURES</b>		<b>REAL PROPERTY VALUATIONS</b>		<b>ASSETS</b>	
Pensions & F. I. C. A.	429,919.45	Code	Class	# of Parcels	% VAL'N
Employee Fringe Benefits	878,806.71	1	Vacant Land	104	2.50
Other Statutory Expenditures		2	Residential	2160	78.98
<b>MUNICIPAL FUNCTIONS</b>	<b>TOTAL</b>	3	Farm		
<b>CAPITAL IMPROVEMENTS</b>	<b>* MEMO *</b>	4a	Commercial	158	10.24
<b>DEBT SERVICE</b>		4b	Industrial	13	7.35
Principal Payments	348,515.00	4c	Apartments	8	.94
Interest Payments	440,830.47	<b>Total</b>	<b>2443</b>		
<b>DEFERRED CHARGES</b>	<b>231,092.10</b>			<b>ASSESSED VALUATION</b>	
<b>SCHOOL, COUNTY, SPECIAL DISTRICT TAXES</b>	<b>6,819,090.20</b>	Land Area	1.45	Sq. Miles	
<b>RESERVE FOR UNCOLLECTED TAXES</b>	<b>512,317.75</b>	Net Valuation Taxable-Municipal		176,876,917	
<b>EXPENDITURES</b>	<b>TOTAL</b>	Net Valuation Taxable-County		338,556,851	
	<b>16,296,063.30</b>	State Equalized Valuation		344,944,635	
		State Equalization Ratio		51.24	
				<b>LIABILITIES, RESERVES, AND SURPLUS</b>	
				Cash Liabilities	2,020,809.80
				Reserves for Receivables	2,025,435.07
				Surplus	22,640.50
				<b>Total</b>	<b>4,068,885.37</b>

\*Includes County Health Service Taxes or County Open Space Tax. See Table 13.

1347

Population 1990 1,482  
 Population 1994 1,516  
 S & P Rating  
 Moody Rating

General Tax Rate Per \$100 2.03  
 State Equalized Tax Rate 2.34

**SOUTH BELMAR BORO. - MONMOUTH CO.**

Form of Government:  
**Borough Council**

Number of Members on Governing Body - 6

**PER CAPITA:**

Gross Debt 688.32  
 Net Debt 683.89  
 Debt Service 63.30  
 Total Tax Levy 1,617.99  
 Municipal Expenditures 1,201.37

**PER CENT:**

Gross Debt 1.00  
 Net Debt .99  
 Tax Levy Collected 93.96  
 Tax Levy Cancelled, Abated or Adjusted

EXPENDITURES-CURRENT YEAR		REVENUES REALIZED-CURRENT YEAR		PROPERTY TAXES-CURRENT YEAR	
<b>GENERAL GOVERNMENT</b>		<b>REVENUES REALIZED-CURRENT YEAR</b>		<b>PROPERTY TAXES-CURRENT YEAR</b>	
Governing Body & Public Boards		Property Taxes Collected 2,132,653.50		STATE EQUALIZED TAX RATE 1.50 1,363,626.00	
Municipal Clerk		Payments in Lieu of Taxes		Local District School Taxes	
Financial Administration 54,750.00		Delinquent Tax & Lien Collections 133,019.45		Regional & Consolidated School Tax	
Assessment of Taxes 7,374.00		Business Personally Replacement Taxes 9,068.32		School Taxes in Municipal Budget	
Collection of Taxes 17,898.00		Taxes from Public Utilities 92,805.00		County Taxes .47 * 490,357.42	
Planning, Housing & Development 5,500.00		Other Miscellaneous Tax Revenues		County Library Taxes .02 20,508.38	
Human Resources 87,626.00		State Aid Revenues 551,591.99		Local Municipal Purpose Taxes .55 571,659.00	
Elections 408.00		Federal Aid Revenues		Veteran & Senior Citizen Taxes 19,700.00	
General Administration (other) 137,210.00		Sale of Acquired Property		Total Taxes for Rate Computation 2.34 2,465,850.80	
<b>JUDICIARY</b>		Other Miscellaneous Revenues 385,888.56		Special District Taxes	
Municipal Courts 64,985.15		Other Miscellaneous Revenues		Bank Corp. Taxes	
<b>PUBLIC SAFETY</b>		Total 3,305,026.82		Added and Omitted Taxes 6,729.61	
Fire Protection 20,977.00		Prior Years Surplus Appropriated 256,591.63		Total Taxes Levied - ABSTRACT 2,452,880.41	
Police Protection 593,299.58		REVENUES TOTAL 3,561,618.45		Total Taxes Billed 2,269,745.98	
Civil Defense & Disaster Control		Reserve For Uncollected Taxes 198,106.74		TAXES COLLECTED 2,132,653.50	
Environmental Inspection & Control 36,517.00		<b>CAPITAL OUTLAY TOTAL 297,964.15</b>		Taxes Cancelled, Abated or Adjusted	
Other Public Safety		Public Enterprises 20,778.00		Transfer to Tax Title Liens or Foreclosed	
<b>PUBLIC WORKS</b>		Recreation-Culture		Ending Balance 137,092.48	
Streets and Drainage 50,936.00		Public Works		<b>PRIOR YEARS TAXES OUTSTANDING</b>	
Sewers and Sewage Processing		Buildings and Grounds 277,186.15		Beginning Balance 165,636.47	
Garbage and Trash Disposal 141,515.00		Library and Education		Collected 132,791.68	
Public Buildings and Grounds 31,000.00		Conservation		Cancelled, Abated or Adjusted	
Other Public Works		All Other		Transfers to Tax Title Liens or Foreclosed	
<b>HEALTH and WELFARE</b>		<b>CAPITAL DEBT AUTHORIZED, ENDING BALANCE</b>		Ending Balance 32,842.79	
Health Services Except Environmental 1,532.30		ISSUED AND UNISSUED GROSS DEBT NET DEBT		TAX TITLE LIENS OUTSTANDING	
Welfare-Public Assistance 2,955.00		School		Beginning Balance 227.77	
Hospital, Clinics, First Aid		Self-Liquidating		Transfer From Taxes	
Animal, Insect, & Rodent Control		Other 1,043,496 1,036,781		Redeemed 227.77	
Other Welfare Services		Total 1,043,496 1,036,781		Cancelled, Abated or Adjusted	
<b>RECREATION and CONSERVATION</b>		<b>ISSUED AND OUTSTANDING</b>		Transfers to Foreclosed Property	
Beaches and Boardwalks		School		Ending Balance	
Parks, Playgrounds, Shade Trees		Self-Liquidating		PROPERTY ACQUIRED BY DEED OR FORECLOSURE	
Land Reclamation & Conservation 69,267.39		Other		Beginning Balance 61,300.00	
Other Recreational Services 86.00		Total 937,121.32 937,121.32		Transfers From Taxes or Liens	
<b>EDUCATION (excluding schools)</b>		<b>EQUALIZED VALUATION BASIS FOR NET DEBT COMPUTATION 104,591,372</b>		Sale for Cash	
Libraries		<b>REAL PROPERTY VALUATIONS</b>		Cancelled, Abated or Adjusted	
Other Educational Services		Code Class # of Parcels % VAL'N ASSESSED VALUATION		Ending Balance 61,300.00	
<b>STATUTORY EXPENDITURES</b>		1 Vacant Land 50 1.84 2,213,200.00		<b>CURRENT FINANCES ENDING BALANCE</b>	
Pensions & F. I. C. A. 66,202.70		2 Residential 867 86.01 103,184,930.00		<b>ASSETS</b>	
Employee Fringe Benefits 134,663.00		3 Farm		Cash 677,408.33	
Other Statutory Expenditures 2,000.00		4a Commercial 39 10.78 12,934,800.00		Taxes Receivable 169,935.27	
<b>MUNICIPAL FUNCTIONS TOTAL 1,526,682.12</b>		4b Industrial 2 .54 645,000.00		Tax Title Liens	
<b>CAPITAL IMPROVEMENTS *MEMO* 60,000.00</b>		4c Apartments 1 .82 988,200.00		Foreclosed Property 61,300.00	
<b>DEBT SERVICE</b>		Total 959 119,966,130.00		Emergencies & Other Deferred Charges	
Principal Payments 71,467.91		Land Area .20 Sq. Miles		State and Federal Aid Receivable 4,514.56	
Interest Payments 24,489.67		Net Valuation Taxable-Municipal 120,322,583		Other Receivables 40,742.62	
Deferred Charges 531.09		Net Valuation Taxable-County 104,880,456		Total 953,900.78	
SCHOOL, COUNTY, SPECIAL DISTRICT TAXES 1,874,691.80		State Equalized Valuation 104,584,194		<b>LIABILITIES, RESERVES, AND SURPLUS</b>	
RESERVE FOR UNCOLLECTED TAXES 198,106.74		State Equalization Ratio 115.10		Cash Liabilities 295,633.83	
<b>EXPENDITURES TOTAL 3,695,769.33</b>				Reserves for Receivables 271,977.89	
				Surplus 386,289.06	
				Total 953,900.78	

\*Includes County Health Service Taxes or County Open Space Tax. See Table 13.

Population 1990 **4,185**  
 Population 1994 **4,231**  
 S & P Rating  
 Moody Rating **A3**

General Tax Rate Per \$100. **3.21**  
 State Equalized Tax Rate **3.17**

**SOUTH BOUND BROOK BORO. - SOM. CO.**

Form of Government:  
**Borough Council**

Number of Members on Governing Body - **6**

PER CAPITA:		PER CENT:	
Gross Debt	<b>442.73</b>	Gross Debt	<b>1.12</b>
Net Debt	<b>442.73</b>	Net Debt	<b>1.12</b>
Debt Service	<b>51.06</b>	Tax Levy Collected	<b>96.77</b>
Total Tax Levy	<b>1,273.25</b>	Tax Levy Cancelled, Abated or Adjusted	<b>.92</b>
Municipal Expenditures	<b>663.95</b>		

EXPENDITURES-CURRENT YEAR		REVENUES REALIZED-CURRENT YEAR		PROPERTY TAXES-CURRENT YEAR	
<b>GENERAL GOVERNMENT</b>		<b>REVENUES REALIZED-CURRENT YEAR</b>		<b>PROPERTY TAXES-CURRENT YEAR</b>	
Governing Body & Public Boards		Property Taxes Collected	<b>5,218,333.85</b>	STATE EQUALIZED TAX RATE	
Municipal Clerk		Payments in Lieu of Taxes		Local District School Taxes	<b>1.74</b> <b>2,950,898.00</b>
Financial Administration	<b>47,419.00</b>	Delinquent Tax & Lien Collections	<b>113,295.93</b>	Regional & Consolidated School Tax	
Assessment of Taxes	<b>6,688.00</b>	Business Personalty Replacement Taxes	<b>77,440.32</b>	School Taxes in Municipal Budget	
Collection of Taxes	<b>44,044.91</b>	Taxes from Public Utilities	<b>240,534.00</b>	County Taxes	<b>.42</b> * <b>716,386.91</b>
Planning, Housing & Development	<b>91,700.00</b>	Other Miscellaneous Tax Revenues		County Library Taxes	
Human Resources	<b>84,998.70</b>	State Aid Revenues	<b>389,803.91</b>	Local Municipal Purpose Taxes	<b>1.01</b> <b>1,714,695.37</b>
Elections	<b>1,100.00</b>	Federal Aid Revenues		Veteran & Senior Citizen Taxes	<b>40,950.00</b>
General Administration (other)	<b>145,100.00</b>			Total Taxes for Rate Computation	<b>3.17</b> <b>5,422,930.28</b>
<b>JUDICIARY</b>		Sale of Acquired Property		Special District Taxes	
Municipal Courts	<b>48,710.09</b>	Other Miscellaneous Revenues	<b>172,931.54</b>	Bank Corp. Taxes	
<b>PUBLIC SAFETY</b>				Added and Omitted Taxes	<b>5,159.26</b>
Fire Protection	<b>65,710.90</b>	Prior Years Surplus Appropriated	<b>176,000.00</b>	Total Taxes Levied - ABSTRACT	<b>5,387,139.54</b>
Police Protection	<b>652,124.59</b>	REVENUES	<b>6,388,339.55</b>	Total Taxes Billed	<b>5,392,586.63</b>
Civil Defense & Disaster Control	<b>945.00</b>	Reserve For Uncollected Taxes	<b>258,000.00</b>	TAXES COLLECTED	<b>5,218,333.85</b>
Environmental Inspection & Control	<b>20,636.00</b>			Taxes Cancelled, Abated or Adjusted	<b>49,529.58</b>
Other Public Safety		CAPITAL OUTLAY	<b>460,758.47</b>	Transfer to Tax Title Liens or Foreclosed	<b>24,678.37</b>
<b>PUBLIC WORKS</b>				Ending Balance	<b>10,044.83</b>
Streets and Drainage	<b>50,051.34</b>	Public Enterprises		<b>PRIOR YEARS TAXES OUTSTANDING</b>	
Sewers and Sewage Processing	<b>226,652.36</b>	Recreation-Culture	<b>2,426.79</b>	Beginning Balance	<b>129,399.51</b>
Garbage and Trash Disposal	<b>300,798.64</b>	Public Works	<b>17,965.87</b>	Collected	<b>97,889.91</b>
Public Buildings and Grounds	<b>7,700.00</b>	Buildings and Grounds	<b>440,365.81</b>	Cancelled, Abated or Adjusted	
Other Public Works	<b>120,836.00</b>	Library and Education		Transfers to Tax Title Liens or Foreclosed	<b>24,751.20</b>
<b>HEALTH and WELFARE</b>		Conservation		Ending Balance	<b>6,758.40</b>
Health Services Except Environmental	<b>36,510.00</b>	All Other		TAX TITLE LIENS OUTSTANDING	
Welfare-Public Assistance	<b>6,082.00</b>			Beginning Balance	<b>24,891.39</b>
Hospital, Clinics, First Aid		CAPITAL DEBT AUTHORIZED, ENDING BALANCE		Transfer From Taxes	<b>53,651.91</b>
Animal, Insect, & Rodent Control	<b>4,000.00</b>	ISSUED AND UNISSUED		Redeemed	<b>15,406.02</b>
Other Welfare Services		School		Cancelled, Abated or Adjusted	
<b>RECREATION and CONSERVATION</b>		Self-Liquidating		Transfers to Foreclosed Property	
Beeches and Boardwalks		Other	<b>1,873,195</b>	Ending Balance	<b>63,137.28</b>
Parks, Playgrounds, Sheds Trees	<b>2,692.00</b>	Total	<b>1,873,195</b>	PROPERTY ACQUIRED BY DEED OR FORECLOSURE	
Land Reclamation & Conservation		ISSUED AND OUTSTANDING		Beginning Balance	<b>12,735.00</b>
Other Recreational Services	<b>10,313.00</b>	School		Transfers From Taxes or Liens	
<b>EDUCATION (excluding schools)</b>		Self-Liquidating		Sale for Cash	
Libraries	<b>64,364.00</b>	Other	<b>1,545,525.00</b>	Cancelled, Abated or Adjusted	
Other Educational Services		Total	<b>1,545,525.00</b>	Ending Balance	<b>12,735.00</b>
<b>STATUTORY EXPENDITURES</b>		EQUALIZED VALUATION BASIS FOR NET DEBT COMPUTATION	<b>167,886,368</b>	<b>CURRENT FINANCES ENDING BALANCE</b>	
Pensions & F. I. C. A.	<b>151,721.00</b>	REAL PROPERTY VALUATIONS		ASSETS	
Employee Fringe Benefits	<b>113,757.00</b>	Code Class # of Parcels % VAL'N		Cash	<b>420,882.34</b>
Other Statutory Expenditures		1 Vacant Land 45 .64	<b>1,055,800.00</b>	Taxes Receivable	<b>106,803.23</b>
<b>MUNICIPAL FUNCTIONS</b>		2 Residential 1117 83.60	<b>138,937,400.00</b>	Tax Title Liens	<b>63,137.28</b>
CAPITAL IMPROVEMENTS	<b>*MEMO*</b> <b>30,000.00</b>	3 Farm		Foreclosed Property	
DEBT SERVICE		4a Commercial 42 7.57	<b>12,578,300.00</b>	Emergencies & Other Deterred Charges	<b>32,000.00</b>
Principal Payments	<b>160,000.00</b>	4b Industrial 2 1.09	<b>1,816,300.00</b>	State and Federal Aid Receivable	
Interest Payments	<b>56,016.47</b>	4c Apartments 8 7.10	<b>11,802,800.00</b>	Other Receivables	<b>18,223.61</b>
<b>DEFERRED CHARGES</b>		Total 1214	<b>166,190,600.00</b>	Total	<b>641,046.46</b>
SCHOOL, COUNTY, SPECIAL DISTRICT TAXES	<b>3,667,284.91</b>	Land Area .70 Sq. Miles		<b>LIABILITIES, RESERVES, AND SURPLUS</b>	
RESERVE FOR UNCOLLECTED TAXES	<b>258,000.00</b>	Net Valuation Taxable-Municipal	<b>167,311,409</b>	Cash Liabilities	<b>252,427.05</b>
EXPENDITURES	<b>TOTAL</b> <b>6,476,455.91</b>	Net Valuation Taxable-County	<b>168,965,369</b>	Reserves for Receivables	<b>188,164.12</b>
		State Equalized Valuation	<b>169,159,838</b>	Surplus	<b>200,455.29</b>
		State Equalization Ratio	<b>98.90</b>	Total	<b>641,046.46</b>

1221

Population 1990 25,792  
 Population 1994 29,190  
 S & P Rating  
 Moody Rating AAA

General Tax Rate Per \$100. 1.96  
 State Equalized Tax Rate 2.15

**SOUTH BRUNSWICK TWP. - MIDD. CO.**  
 Form of Government:  
**Township Committee**  
 Number of Members on Governing Body - 5

PER CAPITA:  
 Gross Debt 4,395.44  
 Net Debt 912.65  
 Debt Service 112.35  
 Total Tax Levy 2,065.11  
 Municipal Expenditures 755.34

PER CENT:  
 Gross Debt 4.59  
 Net Debt .95  
 Tax Levy Collected 97.52  
 Tax Levy Cancelled, Abated or Adjusted 1.08

EXPENDITURES-CURRENT YEAR		REVENUES REALIZED-CURRENT YEAR		PROPERTY TAXES-CURRENT YEAR	
<b>GENERAL GOVERNMENT</b>		<b>REVENUES REALIZED-CURRENT YEAR</b>		<b>PROPERTY TAXES-CURRENT YEAR</b>	
Governing Body & Public Boards	2,420.00	Property Taxes Collected	58,929,143.72	STATE EQUALIZED TAX RATE	1.37
Municipal Clerk		Payments in Lieu of Taxes	28,737.11	Local District School Taxes	37,593,660.00
Financial Administration	144,439.00	Delinquent Tax & Lien Collections	1,419,949.00	Regional & Consolidated School Tax	
Assessment of Taxes	263,260.00	Business Personality Replacement Taxes	607,979.16	School Taxes in Municipal Budget	
Collection of Taxes	198,060.00	Taxes from Public Utilities	4,823,024.26	County Taxes	.47 *
Planning, Housing & Development	372,923.71	Other Miscellaneous Tax Revenues		County Library Taxaa	
Human Resources	84,904.75	State Aid Revenues	1,464,335.70	Local Municipal Purpose Taxes	.30
Elections	11,770.00	Federal Aid Revenues		Veteran & Senior Citizen Taxes	
General Administration (other)	2,899,879.80			Total Taxes for Rate Computation	2.14
<b>JUDICIARY</b>		Sale of Acquired Property	15,460.00	Special District Taxes	1,017,275.00
Municipal Courts	351,641.58	Other Miscellaneous Revenues	3,874,888.35	Bank Corp. Taxes	
<b>PUBLIC SAFETY</b>		Total	71,163,517.30	Added and Omitted Taxes	424,988.58
Fire Protection	64,462.46	Prior Years Surplus Appropriated	1,967,500.89	Total Taxes Levied - ABSTRACT	60,280,473.30
Police Protection	4,784,738.55	REVENUES TOTAL	73,131,018.19	Total Taxes Billad	60,428,109.48
Civil Defense & Disaster Control		Rasarya For Uncollected Taxes	1,520,480.24	TAXES COLLECTED	58,929,143.72
Environmental Inspection & Control	767,379.11			Taxes Cancelled, Abated or Adjusted	653,790.94
Other Public Safety		<b>CAPITAL OUTLAY</b>	<b>TOTAL</b>	Transfer to Tax Title Liens or Foreclosed	33,499.11
<b>PUBLIC WORKS</b>			4,662,811.82	Ending Balance	811,675.71
Straits and Drainage	747,062.28	Public Enterprises	1,976,351.96	<b>PRIOR YEARS TAXES OUTSTANDING</b>	
Sawars and Sawaga Processing		Recreation-Culture	31,648.97	Beginning Balance	1,460,335.15
Garbage and Trash Disposal	1,026,893.00	Public Works	91,796.19	Collected	1,352,759.06
Public Buildings and Grounds	472,026.31	Buildings and Grounds	2,563,014.70	Cancelled, Abated or Adjusted	23,961.02
Other Public Works		Library and Education		Transfers to Tax Title Liens or Foreclosed	156.29
<b>HEALTH and WELFARE</b>		Conservation		Ending Balance	83,458.78
Health Services Except Environmental	169,357.00	All Other		<b>TAX TITLE LIENS OUTSTANDING</b>	
Welfare-Public Assistance				Beginning Balance	210,553.26
Hospital, Clinics, First Aid		<b>CAPITAL DEBT AUTHORIZED, ENDING BALANCE</b>		Transfer From Taxes	33,710.03
Animal, Insect, & Rodent Control	53,728.00	ISSUED AND UNISSUED	GROSS DEBT	Redeemed	67,189.94
Other Welfare Services		School	69,299,140	Cancelled, Abated or Adjusted	
<b>RECREATION and CONSERVATION</b>		Self-Liquidating	32,363,556	Transfers to Foreclosed Property	
Baachas and Boardwalks		Other	26,640,128	Ending Balance	177,073.35
Parks, Playgrounds, Shada Trees	3,335.00	Total	128,302,825	NET DEBT	26,640,128
Land Reclamation & Conservation	263,279.00			<b>ISSUED AND OUTSTANDING</b>	
Other Recraational Services	694,976.42	School	22,937,140.00	School	22,937,140.00
<b>EDUCATION (excluding schools)</b>		Self-Liquidating	20,485,505.00	Self-Liquidating	20,485,505.00
Libraries	1,250,000.00	Other	21,766,495.00	Other	21,766,495.00
Other Educational Services		Total	65,189,140.00	<b>EQUALIZED VALUATION BASIS</b>	
<b>STATUTORY EXPENDITURES</b>				FOR NET DEBT COMPUTATION	2,794,470,162
Pansions & F. I. C. A.	1,240,812.04	<b>REAL PROPERTY VALUATIONS</b>			
Employee Fringa Benalits	1,379,256.95	Code	Class	# of Parcels	% VAL'N
Other Statutory Expenditures	250.00	1	Vacant Land	1063	5.05
<b>MUNICIPAL FUNCTIONS</b>	<b>TOTAL</b>	2	Residential	8635	47.30
CAPITAL IMPROVEMENTS	*MEMO*	3	Farm	432	.96
DEBT SERVICE		4a	Commercial	266	8.96
Principal Payments	1,800,000.00	4b	Industrial	171	35.40
Interest Payments	1,479,570.25	4c	Apartment	16	2.34
<b>DEFERRED CHARGES</b>		Total	10583		
SCHOOL, COUNTY, SPECIAL DISTRICT TAXES	1,466.00	Land Area	41.00	Sq Miles	
RESERVE FOR UNCOLLECTED TAXES	51,498,961.27	Net Valuation Taxable-Municipal	3,008,777,323		
EXPENDITURES	<b>TOTAL</b>	Net Valuation Taxable-County	3,027,661,120		
	73,547,332.72	State Equalized Valuation	2,748,865,797		
		State Equalization Ratio	109.53		
				<b>CURRENT FINANCES ENDING BALANCE</b>	
				ASSETS	
				Cash	8,348,183.41
				Taxes Receivable	895,134.49
				Tax Title Liens	177,073.35
				Foreclosed Property	188,950.00
				Emergencias & Other Datarrad Chergas	40,000.00
				State and Federal Aid Receivable	20,225.85
				Other Receivables	
				Total	9,669,567.10
				<b>LIABILITIES, RESERVES, AND SURPLUS</b>	
				Cash Liabilities	7,131,417.32
				Reserves for Receivables	1,261,157.84
				Surplus	1,276,991.94
				Total	9,669,567.10

Population 1990 **2,106**  
 Population 1994 **2,168**  
 S & P Rating **A**  
 Moody Rating **AAA**

General Tax Rate Par \$100. **2.06**  
 State Equalized Tax Rate **2.07**

**SOUTH HACKENSACK TWP. - BERGEN CO.**  
 Form of Government:  
**Township Committee**  
 Number of Members on Governing Body - 5

PER CAPITA:  
 Gross Debt **1,571.32** PER CENT:  
 Net Debt **1,345.64** Gross Debt **.96**  
 Debt Service **150.19** Net Debt **.82**  
 Total Tax Levy **3,257.06** Tax Levy Collected **93.74**  
 Municipal Expenditures **2,366.77** Tax Levy Cancelled, Abated or Adjusted **3.36**

EXPENDITURES-CURRENT YEAR		REVENUES REALIZED-CURRENT YEAR		PROPERTY TAXES-CURRENT YEAR	
<b>GENERAL GOVERNMENT</b>		<b>REVENUES REALIZED-CURRENT YEAR</b>		<b>PROPERTY TAXES-CURRENT YEAR</b>	
Governing Body & Public Boards		Property Taxes Collected	<b>6,645,696.80</b>	STATE EQUALIZED TAX RATE	
Municipal Clerk		Payments in Lieu of Taxes		Local District School Taxes	<b>2,677,805.00</b>
Financial Administration	<b>59,053.00</b>	Delinquent Tax & Lien Collections	<b>251,179.00</b>	Regional & Consolidated School Tax	
Assessment of Taxes	<b>174,530.00</b>	Business Personalty Replacement Taxes	<b>297,378.00</b>	School Taxes in Municipal Budget	
Collection of Taxes	<b>19,974.00</b>	Taxes from Public Utilities	<b>320,196.00</b>	County Taxes	<b>1,028,272.75</b>
Planning, Housing & Development	<b>9,484.00</b>	Other Miscellaneous Tax Revenues		County Library Taxes	
Human Resources	<b>73,037.00</b>	State Aid Revenues	<b>150,444.00</b>	Local Municipal Purpose Taxes	<b>3,350,229.05</b>
Elections	<b>1,800.00</b>	Federal Aid Revenues		Water & Sanitary Collection Taxes	<b>30,750.00</b>
General Administration (other)	<b>384,518.00</b>			Total Taxes for Rate Computation	<b>7,087,056.80</b>
<b>JUDICIARY</b>		<b>Capital Outlay</b>		<b>PROPERTY TAXES-CURRENT YEAR</b>	
Municipal Courts	<b>57,460.00</b>	Public Enterprises		Special District Taxes	
<b>PUBLIC SAFETY</b>		Recreation-Culture		Bank Corp. Taxes	
Fire Protection	<b>143,561.08</b>	Public Works	<b>264,640.95</b>	Added and Omitted Taxes	<b>5,008.30</b>
Police Protection	<b>1,371,561.00</b>	Buildings and Grounds	<b>37,162.30</b>	Total Taxes Levied - ABSTRACT	<b>7,061,315.10</b>
Civil Defense & Disaster Control	<b>1,138.00</b>	Library and Education		Total Taxes Billed	<b>7,089,328.26</b>
Environmental Inspection & Control	<b>34,875.00</b>	Conservation		TAXES COLLECTED	<b>6,645,696.80</b>
Other Public Safety		All Other		Taxes Cancelled, Abated or Adjusted	<b>238,241.06</b>
<b>PUBLIC WORKS</b>		<b>CAPITAL DEBT AUTHORIZED, ENDING BALANCE</b>		<b>PRIOR YEARS TAXES OUTSTANDING</b>	
Streets and Drainage	<b>35,814.00</b>	ISSUED AND UNISSUED		Beginning Balance	<b>256,265.08</b>
Sewers and Sewage Processing	<b>762,005.00</b>	School		Collected	<b>251,033.48</b>
Garbage and Trash Disposal	<b>222,500.00</b>	Self-Liquidating		Cancelled, Abated or Adjusted	<b>5,112.00</b>
Public Buildings and Grounds	<b>35,500.00</b>	Other	<b>3,406,625</b>	Transfers to Tax Title Liens or Foreclosed	<b>119.60</b>
Other Public Works	<b>342,800.00</b>	Total	<b>3,406,625</b>	Ending Balance	
<b>HEALTH and WELFARE</b>		<b>NET DEBT</b>		<b>TAX TITLE LIENS OUTSTANDING</b>	
Health Services Except Environmental	<b>15,548.00</b>	School		Beginning Balance	<b>201,022.44</b>
Welfare-Public Assistance	<b>4,285.00</b>	Self-Liquidating		Transfer From Taxes	<b>145.25</b>
Hospital, Clinics, First Aid		Other	<b>2,917,350</b>	Redeemed	<b>145.25</b>
Animal, Insect, & Rodent Control	<b>2,700.00</b>	Total	<b>2,917,350</b>	Cancelled, Abated or Adjusted	
Other Welfare Services		<b>ISSUED AND OUTSTANDING</b>		Transfers to Foreclosed Property	
<b>RECREATION and CONSERVATION</b>		School		Ending Balance	<b>201,022.44</b>
Beaches and Boardwalks		Self-Liquidating		<b>PROPERTY ACQUIRED BY DEED OR FORECLOSURE</b>	
Parks, Playgrounds, Shade Trees		Other		Beginning Balance	<b>34,375.00</b>
Land Reclamation & Conservation	<b>17,396.00</b>	Total	<b>2,962,300.00</b>	Transfers From Taxes or Liens	
Other Recreational Services	<b>27,640.00</b>	<b>EQUALIZED VALUATION BASIS FOR NET DEBT COMPUTATION</b>		Sale for Cash	
<b>EDUCATION (excluding schools)</b>		<b>REAL PROPERTY VALUATIONS</b>		Cancelled, Abated or Adjusted	
Libraries		Code	Class	# of Parcels	% VAL'N
Other Educational Services		1	Vacant Land	62	3.89
<b>STATUTORY EXPENDITURES</b>		<b>ASSESSED VALUATION</b>		Ending Balance	<b>201,022.44</b>
Pensions & F. I. C. A.	<b>302,073.00</b>	2	Residential	513	28.86
Employee Fringe Benefits	<b>239,240.00</b>	3	Farm		
Other Statutory Expenditures	<b>3,000.00</b>	4e	Commercial	49	9.84
<b>MUNICIPAL FUNCTIONS</b>		4b	Industrial	160	57.42
TOTAL	<b>4,341,492.08</b>	4c	Apartments		
<b>CAPITAL IMPROVEMENTS</b>		Total		784	
DEBT SERVICE	<b>97,680.00</b>	Land Area	<b>.50</b>	Sq Miles	
Principal Payments	<b>199,500.00</b>	Net Valuation Taxable-Municipal		<b>343,899,027</b>	
Interest Payments	<b>126,119.00</b>	Net Valuation Taxable-County		<b>377,512,641</b>	
<b>DEFERRED CHARGES</b>		State Equalized Valuation		<b>341,547,822</b>	
SCHOOL, COUNTY, SPECIAL DISTRICT TAXES	<b>23,032.00</b>	State Equalization Ratio		<b>100.69</b>	
RESERVE FOR UNCOLLECTED TAXES	<b>3,706,077.75</b>	<b>CURRENT FINANCES ENDING BALANCE</b>		<b>ASSETS</b>	
EXPENDITURES	<b>8,837,234.83</b>	Total		Cash	
		<b>356,153,302</b>		<b>603,410.00</b>	
				Taxes Receivable	
				<b>205,390.00</b>	
				Tax Title Liens	
				<b>201,023.00</b>	
				Foreclosed Property	
				<b>34,375.00</b>	
				Emergencies & Other Delinquent Charges	
				<b>53,165.00</b>	
				State and Federal Aid Receivable	
				Other Receivables	
				Total	
				<b>1,097,363.00</b>	
				<b>LIABILITIES, RESERVES, AND SURPLUS</b>	
				Cash Liabilities	
				<b>310,031.00</b>	
				Reserves for Receivables	
				<b>440,788.00</b>	
				Surplus	
				<b>346,544.00</b>	
				Total	
				<b>1,097,363.00</b>	

\*Includes County Health Service Taxes or County Open Space Tax. See Table 13.

0816

Population 1990 1,919  
 Population 1994 2,087  
 S & P Rating  
 Moody Rating

General Tax Rate Per \$100 3.35  
 State Equalized Tax Rate 2.06

**SOUTH HARRISON TWP. - GLOUCESTER CO.**

Form of Government:  
**Township Committee**  
 Number of Members on Governing Body - 3

PER CAPITA:  
 Gross Debt 1,319.05  
 Net Debt 107.46  
 Debt Service 29.30  
 Total Tax Levy 984.50  
 Municipal Expenditures 587.79

PER CENT:  
 Gross Debt 2.96  
 Net Debt .24  
 Tax Levy Collected 91.78  
 Tax Levy Cancelled, Abated or Adjusted .03

EXPENDITURES-CURRENT YEAR		REVENUES REALIZED-CURRENT YEAR		PROPERTY TAXES-CURRENT YEAR	
<b>GENERAL GOVERNMENT</b>		<b>REVENUES REALIZED-CURRENT YEAR</b>		<b>STATE EQUALIZED TAX RATE</b>	
Governing Body & Public Boards		Property Taxes Collected	1,890,809.72	Local District School Taxes	.89 888,295.00
Municipal Clerk		Payments in Lieu of Taxes		Regional & Consolidated School Tax	.46 456,875.41
Financial Administration	24,028.00	Delinquent Tax & Lien Collections	176,314.05	School Taxes In Municipal Budget	
Assessment of Taxes	9,504.00	Business Personality Replacement Taxes	20,756.92	County Taxes	.60 * 595,489.90
Collection of Taxes	12,758.00	Taxes from Public Utilities	56,084.00	County Library Taxes	.04 37,345.46
Planning, Housing & Development	5,422.00	Other Miscellaneous Tax Revenues		Local Municipal Purpose Taxes	.06 60,941.69
Human Resources	37,294.02	State Aid Revenues	194,032.12	Veteran & Senior Citizen Taxes	
Elections	1,400.00	Federal Aid Revenues		Total Taxes for Rate Computation	2.05 2,051,497.46
General Administration (other)	187,502.00			Special District Taxes	
<b>JUDICIARY</b>		Sele of Acquired Property		Bank Corp. Taxes	
Municipal Courts	15,552.00	Other Miscellaneous Revenues	542,437.19	Added and Omitted Taxes	
<b>PUBLIC SAFETY</b>		Total	2,880,434.00	Total Taxes Levied - ABSTRACT	2,054,649.75
Fire Protection	28,479.60	Prior Years Surplus Appropriated	342,900.00	Total Taxes Billed	2,060,158.55
Police Protection	198,004.00	<b>REVENUES TOTAL</b>	<b>3,223,334.00</b>	<b>TAXES COLLECTED</b>	<b>1,890,809.72</b>
Civil Defense & Disaster Control	1,210.00	Reserve For Uncollected Taxes	223,876.59	Taxes Cancelled, Abated or Adjusted	598.72
Environmental Inspection & Control	36,040.00	<b>CAPITAL OUTLAY TOTAL</b>	<b>2,995.99</b>	Transfer to Tax Title Liens or Foreclosed	8,733.45
Other Public Safety				Ending Balance	160,016.66
<b>PUBLIC WORKS</b>		Public Enterprises		<b>PRIOR YEARS TAXES OUTSTANDING</b>	
Streets and Drainage	166,701.06	Recreation-Culture		Beginning Balance	311,991.74
Sewers and Sewage Processing		Public Works		Collected	174,515.80
Garbage and Trash Disposal	128,756.00	Buildings and Grounds	2,995.99	Cancelled, Abated or Adjusted	
Public Buildings and Grounds		Library and Education		Transfers to Tax Title Liens or Foreclosed	
Other Public Works		Conservation		Ending Balance	137,475.94
<b>HEALTH and WELFARE</b>		All Other		<b>TAX TITLE LIENS OUTSTANDING</b>	
Health Services Except Environmental	300.00			Beginning Balance	44,599.52
Welfare-Public Assistance	1,968.00	<b>CAPITAL DEBT AUTHORIZED, ENDING BALANCE</b>		Transfer From Taxes	8,733.45
Hospital, Clinics, First Aid		ISSUED AND UNISSUED		Redeemed	1,798.25
Animal, Insect, & Rodent Control	50.00	School	2,537,810	Cancelled, Abated or Adjusted	
Other Welfare Services		Self-Liquidating		Transfers to Foreclosed Property	
<b>RECREATION and CONSERVATION</b>		Other	215,040	Ending Balance	51,534.72
Beeches and Boardwalks		Total	2,752,850	<b>PROPERTY ACQUIRED BY DEED OR FORECLOSURE</b>	
Perks, Playgrounds, Shade Trees	11,000.00	ISSUED AND OUTSTANDING		Beginning Balance	
Land Reclamation & Conservation	9,599.54	School	2,488,626.72	Transfers From Taxes or Liens	
Other Recreational Services		Self-Liquidating		Sele for Cash	
<b>EDUCATION (excluding schools)</b>		Other	215,040.00	Cancelled, Abated or Adjusted	
Libraries		Total	2,703,666.72	Ending Balance	
Other Educational Services		<b>EQUALIZED VALUATION BASIS FOR NET DEBT COMPUTATION</b>	<b>92,960,927</b>	<b>CURRENT FINANCES ENDING BALANCE</b>	
<b>STATUTORY EXPENDITURES</b>		<b>REAL PROPERTY VALUATIONS</b>		<b>ASSETS</b>	
Pensions & F. I. C. A.	30,418.00	Code Class # of Parcels % VAL'N		Cash	822,460.87
Employee Fringe Benefits	35,500.00	1 Vacant Land 84 3.07	1,860,400.00	Taxes Receivable	297,492.60
Other Statutory Expenditures	200.00	2 Residential 476 69.68	42,190,100.00	Tax Title Liens	51,534.72
<b>MUNICIPAL FUNCTIONS TOTAL</b>	<b>941,686.22</b>	3 Farm 377 24.74	14,978,545.00	Foreclosed Property	
<b>CAPITAL IMPROVEMENTS *MEMO*</b>	<b>15,000.00</b>	4a Commercial 13 2.27	1,374,000.00	Emergencies & Other Deferred Charges	
<b>DEBT SERVICE</b>		4b Industrial		State and Federal Aid Receivable	
Principle Payments	53,760.00	4c Apartments 1 .24	148,100.00	Other Receivables	131,773.54
Interest Payments	7,392.00	Total 951	60,551,145.00	Total	1,303,261.73
<b>DEFERRED CHARGES</b>		Land Area 15.63 Sq Miles		<b>LIABILITIES, RESERVES, AND SURPLUS</b>	
SCHOOL, COUNTY, SPECIAL DISTRICT TAXES	1,978,005.77	Net Valuation Taxable-Municipal	61,028,545	Cash Liabilities	252,720.06
RESERVE FOR UNCOLLECTED TAXES	223,876.59	Net Valuation Taxable-County	96,244,105	Reserves for Receivables	480,800.86
<b>EXPENDITURES TOTAL</b>	<b>3,204,720.58</b>	State Equalized Valuation	98,998,625	Surplus	569,740.81
		State Equalization Ratio	61.46	Total	1,303,261.73

0719

Population 1990 16,390
Population 1994 16,219
S & P Rating
Moody Rating AA

General Tax Rate Per \$100. 3.45
State Equalized Tax Rate 3.40

SOUTH ORANGE VILLAGE TWP. - ESSEX CO.,
Form of Government:
Special Charter (P.L. 1977 c. 183)
Number of Members on Governing Body - 7

PER CAPITA:
Gross Debt 1,280.52
Net Debt 483.06
Debt Service 82.41
Total Tax Levy 2,220.43
Municipal Expenditures 1,025.34
PER CENT:
Gross Debt 1.93
Net Debt .73
Tax Levy Collected 94.95
Tax Levy Cancelled, Abated or Adjusted 1.44

Table with columns: EXPENDITURES-CURRENT YEAR, REVENUES REALIZED-CURRENT YEAR, PROPERTY TAXES-CURRENT YEAR, and various sub-sections like GENERAL GOVERNMENT, JUDICIARY, PUBLIC SAFETY, etc.

1222

Population 1990 20,489  
 Population 1994 20,656  
 S & P Rating A+  
 Moody Rating AAA

General Tax Rate Per \$100 3.03  
 State Equalized Tax Rate 2.31

## SOUTH PLAINFIELD BORO. - MIDDLESEX CO.

Form of Government:

Borough Council

Number of Members on Governing Body - 6

PER CAPITA:

Gross Debt 1,625.91  
 Net Debt 1,231.66  
 Debt Service 122.44  
 Total Tax Levy 1,954.40  
 Municipal Expenditures 821.84

PER CENT:

Gross Debt 1.90  
 Net Debt 1.44  
 Tax Levy Collected 96.40  
 Tax Levy Cancelled, Abated or Adjusted .73

EXPENDITURES-CURRENT YEAR		REVENUES REALIZED-CURRENT YEAR		PROPERTY TAXES-CURRENT YEAR	
<b>GENERAL GOVERNMENT</b>		<b>REVENUES REALIZED-CURRENT YEAR</b>		<b>STATE EQUALIZED TAX RATE</b>	
Governing Body & Public Boards	5,000.00	Property Taxes Collected	38,484,036.80	Local District School Taxes	1.47 25,618,906.00
Municipal Clerk		Payments in Lieu of Taxes		Regional & Consolidated School Tax	
Financial Administration	171,500.00	Delinquent Tax & Lien Collections	1,409,279.55	School Taxes in Municipal Budget	
Assessment of Taxes	198,465.00	Business Personalty Replacement Taxes	583,461.08	County Taxes	.43 * 7,468,806.97
Collection of Taxes	89,500.00	Taxes from Public Utilities	2,096,425.75	County Library Taxes	
Planning, Housing & Development	48,505.00	Other Miscellaneous Tax Revenues		Local Municipal Purpose Taxes	.42 7,256,100.63
Human Resources	215,970.00	State Aid Revenues	1,310,851.84	Veteran & Senior Citizen Taxes	223,050.00
Elections		Federal Aid Revenues		Total Taxes for Rate Computation	2.32 40,566,863.60
General Administration (other)	1,211,385.00			Special District Taxes	
<b>JUDICIARY</b>				Bank Corp. Taxes	
Municipal Courts	251,025.00			Added and Omitted Taxes	26,368.15
<b>PUBLIC SAFETY</b>		Sale of Acquired Property	2,273,619.54	Total Taxes Levied - ABSTRACT	40,370,181.75
Fire Protection	641,167.00	Other Miscellaneous Revenues	48,157,674.56	Total Taxes Billed	39,920,585.91
Police Protection	3,955,967.81			<b>TAXES COLLECTED</b>	38,484,036.80
Civil Defense & Disaster Control	40,250.00	Prior Years Surplus Appropriated	2,200,000.00	Taxes Cancelled, Abated or Adjusted	291,326.41
Environmental Inspection & Control	210,325.00	<b>REVENUES TOTAL</b>	48,357,674.56	Transfer to Tax Title Liens or Foreclosed	171,487.29
Other Public Safety		Reserve For Uncollected Taxes	1,644,323.05	Ending Balance	973,735.41
<b>PUBLIC WORKS</b>		<b>CAPITAL OUTLAY TOTAL</b>	1,842,048.08	<b>PRIOR YEARS TAXES OUTSTANDING</b>	
Streets and Drainage	1,413,559.64			Beginning Balance	1,356,012.73
Sewers and Sewage Processing	351,050.00	Public Enterprises	276,731.11	Collected	973,353.42
Garbage and Trash Disposal		Recreation-Culture	37,830.94	Cancelled, Abated or Adjusted	
Public Buildings and Grounds	304,750.00	Public Works	494,067.34	Transfers to Tax Title Liens or Foreclosed	202,468.36
Other Public Works	52,000.00	Buildings and Grounds	1,033,418.69	Ending Balance	180,190.95
<b>HEALTH and WELFARE</b>		Library and Education		<b>TAX TITLE LIENS OUTSTANDING</b>	
Health Services Except Environmental	258,400.00	Conservation		Beginning Balance	688,705.92
Welfare-Public Assistance	57,555.00	All Other		Transfer From Taxes	406,934.43
Hospital, Clinics, First Aid				Redeemed	435,926.13
Animal, Insect, & Rodent Control		<b>CAPITAL DEBT AUTHORIZED, ENDING BALANCE</b>		Cancelled, Abated or Adjusted	164.17
Other Welfare Services		<b>ISSUED AND UNISSUED</b>		Transfers to Foreclosed Property	
<b>RECREATION and CONSERVATION</b>		School	694,725	Ending Balance	659,550.05
Beaches and Boardwalks		Self-Liquidating	7,748,000	<b>PROPERTY ACQUIRED BY DEED OR FORECLOSURE</b>	
Parks, Playgrounds, Shade Trees	20,061.35	Other	25,142,029	Beginning Balance	5,674,280.00
Land Reclamation & Conservation	246,507.65	Total	33,584,754	Transfers From Taxes or Liens	
Other Recreational Services	296,100.00	<b>ISSUED AND OUTSTANDING</b>		Sale for Cash	
<b>EDUCATION (excluding schools)</b>		School		Cancelled, Abated or Adjusted	
Libraries	612,944.00	Self-Liquidating	1,428,000.00	Ending Balance	5,674,280.00
Other Educational Services	12,750.00	Other	21,431,000.00	<b>CURRENT FINANCES ENDING BALANCE</b>	
<b>STATUTORY EXPENDITURES</b>		Total	22,859,000.00	<b>ASSETS</b>	
Pensions & F. I. C. A.	785,539.00	<b>EQUALIZED VALUATION BASIS FOR NET DEBT COMPUTATION</b>	1,772,253,560	Cash	4,799,825.93
Employee Fringe Benefits	1,318,200.00	<b>REAL PROPERTY VALUATIONS</b>		Taxes Receivable	1,153,926.36
Other Statutory Expenditures		Code Class # of Parcels % VAL'N	ASSESSED VALUATION	Tax Title Liens	659,550.05
<b>MUNICIPAL FUNCTIONS</b>		1 Vacant Land 576 2.15	28,436,000.00	Foreclosed Property	5,674,280.00
<b>CAPITAL IMPROVEMENTS</b>	12,768,476.45	2 Residential 6534 55.56	734,985,500.00	Emergencies & Other Delerred Charges	107,000.00
<b>DEBT SERVICE</b>		3 Farm 16 .01	181,300.00	State and Federal Aid Receivable	92,712.43
Principal Payments	1,405,000.00	4a Commercial 213 10.38	137,299,500.00	Other Receivables	1,324,601.50
Interest Payments	1,124,080.56	4b Industrial 310 31.90	422,060,100.00	Total	13,811,896.27
<b>DEFERRED CHARGES</b>	33,987.42	4c Apartments		<b>LIABILITIES, RESERVES, AND SURPLUS</b>	
<b>SCHOOL, COUNTY, SPECIAL DISTRICT TAXES</b>	33,087,712.97	Total	7649	Cash Liabilities	4,191,705.93
<b>RESERVE FOR UNCOLLECTED TAXES</b>	1,644,323.05	Land Area 8.20 Sq. Miles		Reserves for Receivables	8,812,357.91
<b>EXPENDITURES TOTAL</b>	50,063,580.45	Net Valuation Taxable-Municipal	1,333,285,189	Surplus	807,832.43
		Net Valuation Taxable-County	1,758,610,659	Total	13,811,896.27
		State Equalized Valuation	1,743,991,247		
		State Equalization Ratio	76.31		

Population 1990 **13,692**  
 Population 1994 **13,776**  
 S & P Rating  
 Moody Rating **AAA**

General Tax Rate Per \$100. **4.57**  
 State Equalized Tax Rate **2.83**

**SOUTH RIVER BOROUGH - MIDDLESEX CO.**

Form of Government:  
**Borough Council**  
 Number of Members on Governing Body - 6

PER CAPITA:  
 Gross Debt **609.72**  
 Net Debt **496.04**  
 Debt Service **47.05**  
 Total Tax Levy **1,204.98**  
 Municipal Expenditures **579.23**

PER CENT:  
 Gross Debt **1.40**  
 Net Debt **1.14**  
 Tax Levy Collected **97.65**  
 Tax Levy Cancelled, Abated or Adjusted

EXPENDITURES-CURRENT YEAR		REVENUES REALIZED-CURRENT YEAR		PROPERTY TAXES-CURRENT YEAR		
<b>GENERAL GOVERNMENT</b>		<b>REVENUES REALIZED-CURRENT YEAR</b>		<b>STATE EQUALIZED TAX RATE</b> <u>1.73</u>		
Governing Body & Public Boards	13,950.00	Property Taxes Collected	16,223,403.04	Local District School Taxes	10,114,212.18	
Municipal Clerk	86,350.00	Payments In Lieu of Taxes		Ragional & Consolidated School Tax		
Financial Administration	84,050.00	Delinquent Tax & Lien Collections	397,526.80	School Taxes in Municipal Budget		
Assessment of Taxes	61,300.00	Business Personality Replacement Taxes	126,010.88	County Taxes	2,450,598.53 *	
Collection of Taxes	63,795.00	Taxes from Public Utilities	291,583.00	County Library Taxes		
Planning, Housing & Development	48,057.00	Other Miscellaneous Tax Revenues		Local Municipal Purpose Taxes	3,943,806.00	
Human Resources	142,086.00	State Aid Revenues	1,023,115.31	Veteran & Senior Citizen Taxes	206,950.00	
Elections	8,810.00	Federal Aid Revenues		Total Taxes for Rate Computation	16,715,566.71	
General Administration (other)	411,140.00			Special District Taxes		
<b>JUDICIARY</b>		Sale of Acquired Property	1,852,343.65	Bank Corp. Taxes		
Municipal Courts	81,208.00	Other Miscellaneous Revenues	19,913,982.68	Added and Omitted Taxes	91,194.37	
<b>PUBLIC SAFETY</b>		Prior Years Surplus Appropriated	829,078.00	Total Taxes Levied - ABSTRACT	16,599,811.09	
Fire Protection	120,812.00	REVENUES TOTAL	20,743,060.68	Total Taxes Billad	16,613,796.59	
Police Protection	1,835,821.32	Reserve For Uncollected Taxes	635,611.47	<b>TAXES COLLECTED</b>	16,223,403.04	
Civil Defense & Disaster Control	12,200.00	<b>CAPITAL OUTLAY TOTAL</b>		Taxes Cancelled, Abated or Adjusted		
Environmental Inspection & Control	107,286.00	Public Enterprises	75,578.87	Transfer to Tax Title Liens or Foreclosed		
Other Public Safety		Recreation-Culture	13,498.00	Ending Balance	390,393.53	
<b>PUBLIC WORKS</b>		Public Works	129,018.70	<b>PRIOR YEARS TAXES OUTSTANDING</b>		
Streets and Drainage	330,177.70	Buildings and Grounds	396,766.32	Beginning Balance	438,922.56	
Sewers and Sewage Processing	501,000.00	Library and Education		Collected	394,580.26	
Garbage and Trash Disposal	1,100,575.00	Conservation		Cancelled, Abated or Adjusted		
Public Buildings and Grounds	69,533.00	All Other		Transfers to Tax Title Liens or Forclosed	20,989.09	
Other Public Works	53,384.00	<b>CAPITAL DEBT AUTHORIZED, ENDING BALANCE</b>		Ending Balance	23,353.21	
<b>HEALTH and WELFARE</b>		ISSUED AND UNISSUED	GROSS DEBT	NET DEBT		
Health Services Except Environmental	78,201.00	School				
Welfare-Public Assistance	47,900.00	Self-Liquidating	4,057,200	2,491,200		
Hospital, Clinics, First Aid		Other	4,342,251	4,342,251		
Animal, Insect, & Rodent Control	18,425.00	Total	8,399,451	6,833,451		
Other Welfare Services		<b>ISSUED AND OUTSTANDING</b>				
<b>RECREATION and CONSERVATION</b>		School		3,486,000.00		
Beaches and Boardwalks	88,150.00	Self-Liquidating		3,162,000.00		
Parks, Playgrounds, Sheds Treas		Other		6,648,000.00		
Land Reclamation & Conservation	126,866.68	<b>EQUALIZED VALUATION BASIS FOR NET DEBT COMPUTATION</b>		599,600,339		
Other Recreational Services	82,984.00	<b>REAL PROPERTY VALUATIONS</b>				
<b>EDUCATION (excluding schools)</b>		Code	Class	# of Parcels	% VAL'N	ASSESSED VALUATION
Libraries	274,867.00	1	Vacant Land	305	1.73	6,219,200.00
Other Educational Services	9,500.00	2	Residential	4039	85.32	307,441,100.00
<b>STATUTORY EXPENDITURES</b>		3	Farm	1		3,700.00
Pensions & F. I. C. A.	428,993.00	4e	Commercial	204	7.20	25,961,500.00
Employee Fringe Benefits	282,600.00	4b	Industrial	30	3.01	10,860,300.00
Other Statutory Expenditures		4c	Apartments	12	2.74	9,872,000.00
<b>MUNICIPAL FUNCTIONS</b>		Total		4591		360,357,800.00
CAPITAL IMPROVEMENTS	27,100.00	Land Area	2.80	Sq. Miles		
<b>DEBT SERVICE</b>		Nat Valuation Taxable-Municipal				361,544,906
Principal Payments	410,000.00	Nat Valuation Taxable-County				568,480,596
Interest Payments	238,172.50	State Equalized Valuation				582,596,916
<b>DEFERRED CHARGES</b>		State Equalization Ratio				61.98
SCHOOL, COUNTY, SPECIAL DISTRICT TAXES	12,564,810.71	<b>CURRENT FINANCES ENDING BALANCE</b>		<b>ASSETS</b>		
RESERVE FOR UNCOLLECTED TAXES	635,611.47	Cash				2,016,971.91
<b>EXPENDITURES TOTAL</b>		20,544,232.76	Taxes Receivable			413,746.74
			Tax Title Liens			113,336.99
			Foreclosed Property			30,220.00
			Emergencies & Other Deferred Charges			1,483.61
			State and Federal Aid Receivable			
			Other Receivables			282,160.49
			Total			2,857,919.74
			<b>LIABILITIES, RESERVES, AND SURPLUS</b>			
			Cash Liabilities			1,030,490.72
			Reserves for Receivables			839,464.22
			Surplus			987,964.80
			Total			2,857,919.74

1529

Population 1990 **3,869**  
 Population 1994 **3,937**  
 S & P Rating  
 Moody Rating

General Tax Rate Per \$100. **2.72**  
 State Equalized Tax Rate **2.60**

**SOUTH TOMS RIVER BORO. - OCEAN CO.**  
 Form of Government:  
**Borough Council**  
 Number of Members on Governing Body - 6

PER CAPITA:  
 Gross Debt **204.10**  
 Net Debt **132.64**  
 Debt Service **27.08**  
 Total Tax Levy **655.32**  
 Municipal Expenditures **454.58**

PER CENT:  
 Gross Debt **.80**  
 Net Debt **.52**  
 Tax Levy Collected **90.85**  
 Tax Levy Cancelled, Abated or Adjusted **.25**

EXPENDITURES-CURRENT YEAR		REVENUES REALIZED-CURRENT YEAR		PROPERTY TAXES-CURRENT YEAR	
<b>GENERAL GOVERNMENT</b>		<b>REVENUES REALIZED-CURRENT YEAR</b>		<b>STATE EQUALIZED TAX RATE</b>	
Governing Body & Public Boards	11,600.00	Property Taxes Collected	2,344,495.60	Local District School Taxes	
Municipal Clerk	52,000.00	Payments In Lieu of Taxes		Regional & Consolidated School Tax	1.27
Financial Administration	64,000.00	Delinquent Tax & Lien Collections	258,249.25	School Taxes in Municipal Budget	
Assessment of Taxes	7,657.00	Business Personality Replacement Taxes	19,093.40	County Taxes	.47 *
Collection of Taxes	25,750.00	Taxes from Public Utilities	175,831.00	County Library Taxes	.04
Planning, Housing & Development	7,500.00	Other Miscellaneous Tax Revenues		Local Municipal Purpose Taxes	.81
Human Resources	67,226.50	State Aid Revenues	251,104.56	Veteran & Senior Citizen Taxes	
Elections		Federal Aid Revenues		Total Taxes for Rate Computation	2.59
General Administration (other)	227,893.00			Special District Taxes	
<b>JUDICIARY</b>		<b>SALE OF ACQUIRED PROPERTY</b>		Bank Corp. Taxes	
Municipal Courts	44,500.00	Sale of Acquired Property	179,178.30	Added and Omitted Taxes	
<b>PUBLIC SAFETY</b>		Other Miscellaneous Revenues		Total Taxes Levied - ABSTRACT	
Fire Protection	42,176.00			Total Taxes Billed	
Police Protection	318,285.60	Prior Years Surplus Appropriated	338,000.00	<b>TAXES COLLECTED</b>	
Civil Defense & Disaster Control	801.00	REVENUES	3,565,952.11	Taxes Cancelled, Abated or Adjusted	
Environmental Inspection & Control	9,350.00	Reserve For Uncollected Taxes	282,000.00	Transfer to Tax Title Liens or Foreclosed	
Other Public Safety		<b>CAPITAL OUTLAY</b>		Ending Balance	
<b>PUBLIC WORKS</b>			TOTAL	PRIOR YEARS TAXES OUTSTANDING	
Streets and Drainage	75,909.87	Public Enterprises	293,811.31	Beginning Balance	
Sewers and Sewage Processing	23,401.00	Recreation-Culture		Collected	
Garbage and Trash Disposal	262,400.00	Public Works	131,271.88	Cancelled, Abated or Adjusted	
Public Buildings and Grounds	15,400.00	Buildings and Grounds	162,539.43	Transfers to Tax Title Liens or Foreclosed	
Other Public Works	16,150.00	Library and Education		Ending Balance	
<b>HEALTH and WELFARE</b>		Conservation		<b>TAX TITLE LIENS OUTSTANDING</b>	
Health Services Except Environmental	29,570.00	All Other		Beginning Balance	
Welfare-Public Assistance	19,150.00	<b>CAPITAL DEBT AUTHORIZED, ENDING BALANCE</b>		Transfer From Taxes	
Hospital, Clinics, First Aid		ISSUED AND UNISSUED	GROSS DEBT	Redeemed	
Animal, Insect, & Rodent Control		School	142,329	Cancelled, Abated or Adjusted	
Other Welfare Services		Self-Liquidating		Transfers to Foreclosed Property	
<b>RECREATION and CONSERVATION</b>		Other	661,200	Ending Balance	
Beeches and Boardwalks		Total	803,529	<b>PROPERTY ACQUIRED BY DEED OR FORECLOSURE</b>	
Parks, Playgrounds, Shade Trees	10,000.00	<b>ISSUED AND OUTSTANDING</b>		Beginning Balance	
Land Reclamation & Conservation		School	142,946.75	Transfers From Taxes or Liens	
Other Recreational Services	1,500.00	Self-Liquidating		Sale for Cash	
<b>EDUCATION (excluding schools)</b>		Other	498,000.00	Cancelled, Abated or Adjusted	
Libraries		Total	640,946.75	Ending Balance	
Other Educational Services		<b>EQUALIZED VALUATION BASIS</b>		<b>CURRENT FINANCES ENDING BALANCE</b>	
<b>STATUTORY EXPENDITURES</b>		FOR NET DEBT COMPUTATION		ASSETS	
Pensions & F. I. C. A.	62,166.00	<b>REAL PROPERTY VALUATIONS</b>		Cash	
Employee Fringe Benefits		Code	Class	# of Parcels	% VAL'N
Other Statutory Expenditures	1,000.00	1	Vacant Land	74	2.19
<b>MUNICIPAL FUNCTIONS</b>		2	Residential	1073	82.74
TOTAL	1,395,385.97	3	Fern		
<b>CAPITAL IMPROVEMENTS</b>		4e	Commercial	46	14.30
*MEMO*	23,450.00	4b	Industrial	2	.77
<b>DEBT SERVICE</b>		4c	Apartments		
Principal Payments	94,423.15	Total	1195		
Interest Payments	12,173.68	Land Area	1.20	Sq. Miles	
<b>DEFERRED CHARGES</b>		Net Valuation Taxable-Municipal	94,709,343	LIABILITIES, RESERVES, AND SURPLUS	
SCHOOL, COUNTY, SPECIAL DISTRICT TAXES	5,680.00	Net Valuation Taxable-County	101,109,325	Cash Liabilities	
RESERVE FOR UNCOLLECTED TAXES	282,000.00	State Equalized Valuation	99,130,134	Reserves for Receivables	
EXPENDITURES	TOTAL	State Equalization Ratio	95.51	Surplus	
	3,557,930.18			Total	

Population 1990 10,202  
 Population 1994 10,253  
 S & P Rating  
 Moody Rating AAA

General Tax Rate Per \$100. 2.01  
 State Equalized Tax Rate 1.84

**SOUTHAMPTON TWP. - BURLINGTON CO.**  
 Form of Government:  
**Township Committee**  
 Number of Members on Governing Body - 5

PER CAPITA:  
 Gross Debt 1,140.87  
 Net Debt 215.49  
 Debt Service 2.37  
 Total Tax Levy 934.67  
 Municipal Expenditures 252.90

PER CENT:  
 Gross Debt 2.35  
 Net Debt .44  
 Tax Levy Collected 95.97  
 Tax Levy Cancelled, Abated or Adjusted .52

EXPENDITURES-CURRENT YEAR		REVENUES REALIZED-CURRENT YEAR		PROPERTY TAXES-CURRENT YEAR			
<b>GENERAL GOVERNMENT</b>		<b>REVENUES REALIZED-CURRENT YEAR</b>		<b>STATE EQUALIZED TAX RATE</b>			
Governing Body & Public Boards		Property Taxes Collected	9,200,680.00	Local District School Taxes	.87 4,492,158.00		
Municipal Clerk		Payments in Lieu of Taxes	417,551.00	Rational & Consolidated School Tax	.40 2,048,107.71		
Financial Administration	34,755.00	Delinquent Tax & Lien Collections	417,551.00	School Taxes in Municipal Budget			
Assessment of Taxes	39,250.00	Business Personality Replacement Taxes	40,674.00	County Taxes	.51 * 2,606,114.10		
Collection of Taxes	49,100.00	Taxes from Public Utilities	824,354.00	County Library Taxes	.03 171,059.66		
Planning, Housing & Development	29,700.00	Other Miscellaneous Tax Revenues		Local Municipal Purpose Taxes	.03 179,000.00		
Human Resources	15,388.00	State Aid Revenue	357,377.00	Veteran & Senior Citizen Taxes			
Elections	5,200.00	Federal Aid Revenues		Total Taxes for Rate Computation	1.84 9,700,239.47		
General Administration (other)	338,355.00			Special District Taxes			
<b>JUDICIARY</b>		Sale of Acquired Property		Bank Corp. Taxes			
Municipal Courts	78,500.00	Other Miscellaneous Revenue		Add and Omitted Taxes	86,743.00		
<b>PUBLIC SAFETY</b>		Total	11,306,348.00	Total Taxes Levied - ABSTRACT	9,583,182.47		
Fire Protection	83,957.00	Prior Years Surplus Appropriated	534,327.00	Total Taxes Billable	9,587,380.00		
Police Protection	30,000.00	REVENUES TOTAL	11,840,675.00	TAXES COLLECTED	9,200,680.00		
Civil Defense & Disaster Control	5,420.00	Reserve For Uncollected Taxes	541,345.00	Taxes Cancelled, Abated or Adjusted	50,082.00		
Environmental Inspection & Control	66,500.00	<b>CAPITAL OUTLAY TOTAL</b>		Transfer to Tax Title Liens or Foreclosed	14,140.00		
Other Public Safety			189,071.00	Ending Balance	322,478.00		
<b>PUBLIC WORKS</b>		Public Enterprises	129,416.00	<b>PRIOR YEARS TAXES OUTSTANDING</b>			
Streets and Drainage	485,085.00	Recreation-Culture		Beginning Balance	479,787.00		
Sewers and Sewage Processing	8,050.00	Public Works	37,376.00	Collected	417,551.00		
Garbage and Trash Disposal	319,000.00	Buildings and Grounds	22,279.00	Cancelled, Abated or Adjusted	1,444.00		
Public Buildings and Grounds	46,500.00	Library and Education		Transfers to Tax Title Liens or Foreclosed	21.00		
Other Public Works		Conservation		Ending Balance	60,771.00		
<b>HEALTH and WELFARE</b>		All Other		<b>TAX TITLE LIENS OUTSTANDING</b>			
Health Services Except Environmental	500.00	<b>CAPITAL DEBT AUTHORIZED, ENDING BALANCE</b>		Beginning Balance	146,234.00		
Welfare-Public Assistance	4,326.00	ISSUED AND UNISSUED		Transfer From Taxes	14,161.00		
Hospital, Clinics, First Aid		School	7,192,975	Redeemed			
Animal, Insect, & Rodent Control	2,000.00	Self-Liquidating	2,295,000	Cancelled, Abated or Adjusted	591.00		
Other Welfare Services		Other	2,209,410	Transfers to Foreclosed Property			
<b>RECREATION and CONSERVATION</b>		Total	11,697,385	Ending Balance	159,804.00		
Beeches and Boardwalks		<b>ISSUED AND OUTSTANDING</b>		<b>PROPERTY ACQUIRED BY DEED OR FORECLOSURE</b>			
Parks, Playgrounds, Shade Trees	14,200.00	School	7,192,975.12	Beginning Balance	26,200.00		
Land Reclamation & Conservation	8,533.00	Self-Liquidating	1,100,000.00	Transfers From Taxes or Liens			
Other Recreational Services	29,000.00	Other	2,207,943.00	Sale for Cash			
<b>EDUCATION (excluding schools)</b>		Total	10,500,918.12	Cancelled, Abated or Adjusted			
Libraries	40,000.00	<b>EQUALIZED VALUATION BASIS FOR NET DEBT COMPUTATION</b>		Ending Balance	26,200.00		
Other Educational Services	700.00		498,496,625	<b>CURRENT FINANCES ENDING BALANCE</b>			
<b>STATUTORY EXPENDITURES</b>		<b>REAL PROPERTY VALUATIONS</b>		<b>ASSETS</b>			
Pensions & F. I. C. A.	100,000.00	Code	Class	# of Parcels	% VAL'N	Cash	1,387,082.00
Employee Fringe Benefits	176,000.00	1	Vacant Land	810	3.67	Taxes Receivable	383,249.00
Other Statutory Expenditures	5,000.00	2	Residential	3862	82.90	Tax Title Liens	159,804.00
<b>MUNICIPAL FUNCTIONS</b>		3	Farm	491	5.67	Foreclosed Property	26,200.00
<b>CAPITAL IMPROVEMENTS</b>		4e	Commercial	139	5.99	Emergencies & Other Deferred Charges	24,800.00
<b>DEBT SERVICE</b>		4b	Industrial	26	1.77	State and Federal Aid Receivable	53,082.00
Principal Payments	3,068.00	4c	Apertments			Other Receivables	80,027.00
Interest Payments	21,197.00	Total	5328			Total	2,114,244.00
<b>DEFERRED CHARGES</b>		Land Area	43.31	Sq. Miles		<b>LIABILITIES, RESERVES, AND SURPLUS</b>	
SCHOOL, COUNTY, SPECIAL DISTRICT TAXES	9,317,439.47	Net Valuation Taxable-Municipal				Cash Liabilities	732,698.00
RESERVE FOR UNCOLLECTED TAXES	541,345.00	Net Valuation Taxable-County				Reserves for Receivables	649,280.00
EXPENDITURES TOTAL	11,910,468.47	State Equalized Valuation				Surplus	732,266.00
		State Equalization Ratio				Total	2,114,244.00

\*Includes County Health Service Taxes or County Open Space Tax. See Table 13.

1918

Population 1990 15,157  
 Population 1994 16,209  
 S & P Rating A+  
 Moody Rating A1

General Tax Rate Per \$100. 3.03  
 State Equalized Tax Rate 2.34

SPARTA TOWNSHIP - SUSSEX COUNTY  
 Form of Government:  
 Council-Manager Plan B (OMCL 50)  
 Number of Members on Governing Body - 5

PER CAPITA: Gross Debt 762.15  
 Net Debt 313.33  
 Debt Service 36.28  
 Total Tax Levy 1,825.03  
 Municipal Expenditures 680.42  
 PER CENT: Gross Debt 1.01  
 Net Debt .41  
 Tax Levy Collected 96.25  
 Tax Levy Cancelled, Abated or Adjusted .21

EXPENDITURES-CURRENT YEAR		REVENUES REALIZED-CURRENT YEAR		PROPERTY TAXES-CURRENT YEAR	
<b>GENERAL GOVERNMENT</b>				<b>STATE EQUALIZED TAX RATE</b>	
Governing Body & Public Boards	23,350.00	Property Taxes Collected	28,504,878.26	Local District School Taxes	1.49
Municipal Clerk	61,350.00	Payments In Lieu of Taxes	96,928.70	Regional & Consolidated School Tax	
Financial Administration		Delinquent Tax & Lien Collections	1,098,416.31	School Taxes In Municipal Budget	
Assessment of Taxes	106,505.00	Business Personality Replacement Taxes	122,245.44	County Taxes	.41 *
Collection of Taxes	242,415.00	Taxes from Public Utilities	863,130.00	County Library Taxes	
Planning, Housing & Development	117,265.00	Other Miscellaneous Tax Revenues		Local Municipal Purpose Taxes	.45
Human Resources	151,229.00	State Aid Revenues	807,185.92	Veteran & Senior Citizen Taxes	
Elections	21,000.00	Federal Aid Revenues		Total Taxes for Rate Computation	2.35
General Administration (other)	508,828.00			Special District Taxes	
<b>JUDICIARY</b>		Sale of Acquired Property		Bank Corp. Taxes	
Municipal Courts	101,809.63	Other Miscellaneous Revenues	1,262,844.48	Added and Omitted Taxes	
<b>PUBLIC SAFETY</b>				Total Taxes Levied - ABSTRACT	564,554.44
Fire Protection	117,984.00			Total Taxes Billed	29,581,856.59
Police Protection	2,272,685.00	Prior Years Surplus Appropriated	1,875,000.00	TAXES COLLECTED	28,504,878.26
Civil Defense & Disaster Control	250.00	REVENUES TOTAL	34,630,629.11	Taxes Cancelled, Abated or Adjusted	61,772.52
Environmental Inspection & Control	199,285.00	Reserve For Uncollected Taxes	2,037,225.39	Transfer to Tax Title Liens or Foreclosed	23,955.79
Other Public Safety		CAPITAL OUTLAY TOTAL	4,495,433.80	Ending Balance	1,023,415.61
<b>PUBLIC WORKS</b>				<b>PRIOR YEARS TAXES OUTSTANDING</b>	
Streets and Drains	1,549,493.73	Public Enterprises	1,899,109.55	Beginning Balance	1,097,841.63
Sewers and Sewage Processing	154,983.37	Recreation-Culture	699.00	Collected	907,311.75
Garbage and Trash Disposal		Public Works	1,581,960.74	Cancelled, Abated or Adjusted	127,368.63
Public Buildings and Grounds		Buildings and Grounds	1,013,664.51	Transfers to Tax Title Liens or Foreclosed	12,278.45
Other Public Works		Library and Education		Ending Balance	50,882.80
<b>HEALTH and WELFARE</b>		Conservation		<b>TAX TITLE LIENS OUTSTANDING</b>	
Health Services Except Environmental	298,883.18	All Other		Beginning Balance	324,776.91
Welfare-Public Assistance	65,130.00			Transfer From Taxes	38,321.11
Hospital, Clinics, First Aid		CAPITAL DEBT AUTHORIZED, ENDING BALANCE		Redeemed	191,104.56
Animal, Insect, & Rodent Control	15,420.00	ISSUED AND UNISSUED		Cancelled, Abated or Adjusted	
Other Welfare Services		School	69,871	Transfers to Foreclosed Property	
<b>RECREATION and CONSERVATION</b>		Self-Liquidating	7,411,994	Ending Balance	171,993.46
Beeches and Boardwalks		Other	4,871,865	<b>PROPERTY ACQUIRED BY DEED OR FORECLOSURE</b>	
Perks, Playgrounds, Shade Trees	26,500.00	Total	12,353,730	Beginning Balance	219,505.00
Land Reclamation & Conservation	12,196.63			Transfers From Taxes or Liens	
Other Recreational Services	298,500.00	ISSUED AND OUTSTANDING		Sale for Cash	
<b>EDUCATION (excluding schools)</b>		School	69,871.00	Cancelled, Abated or Adjusted	
Libraries	496,772.00	Self-Liquidating	7,031,994.85	Ending Balance	219,505.00
Other Educational Services		Other	4,539,840.00	<b>CURRENT FINANCES ENDING BALANCE</b>	
<b>STATUTORY EXPENDITURES</b>		Total	11,641,705.85	ASSETS	
Pensions & F. I. C. A.	627,808.00	EQUALIZED VALUATION BASIS		Cash	4,345,891.19
Employee Fringe Benefits	778,998.00	FOR NET DEBT COMPUTATION	1,227,914,438	Taxes Receivable	1,074,298.41
Other Statutory Expenditures		<b>REAL PROPERTY VALUATIONS</b>		Tax Title Liens	171,993.46
<b>MUNICIPAL FUNCTIONS</b>		Code Class # of Parcels % VAL'N	ASSESSED VALUATION	Foreclosed Property	219,505.00
CAPITAL IMPROVEMENTS	8,248,640.54	1 Vacant Land 1503 5.62	53,459,150.00	Emergencies & Other Deferred Charges	
DEBT SERVICE	*MEMO* 44,025.00	2 Residential 5491 85.03	809,279,500.00	State and Federal Aid Receivable	18,000.00
Principal Payments	425,005.00	3 Farm 261 1.32	12,561,350.00	Other Receivables	91,613.64
Interest Payments	163,133.24	4e Commercial 180 5.83	55,515,200.00	Total	5,921,301.70
<b>DEFERRED CHARGES</b>		4b Industrial 38 2.08	19,779,300.00	<b>LIABILITIES, RESERVES, AND SURPLUS</b>	
SCHOOL, COUNTY, SPECIAL DISTRICT TAXES	154,870.00	4c Apartments 2 .12	1,143,200.00	Cash Liabilities	1,441,006.97
RESERVE FOR UNCOLLECTED TAXES	23,446,504.14	Total 7475	951,737,700.00	Reserves for Receivables	1,495,005.89
EXPENDITURES TOTAL	34,475,378.31	Land Area 38.50 Sq. Miles		Surplus	2,985,288.84
		Net Valuation Taxable-Municipal	955,574,597	Total	5,921,301.70
		Net Valuation Taxable-County	1,236,278,379		
		State Equalized Valuation	1,236,498,081		
		State Equalization Ratio	77.21		

\*Includes County Health Service Taxes or County Open Space Tax. See Table 13.

1224

Population 1990 7,983  
 Population 1994 8,047  
 S & P Rating  
 Moody Rating AAA

General Tax Rate Per \$100. 4.98  
 State Equalized Tax Rate 2.68

SPOTSWOOD BOROUGH - MIDDLESEX CO.

Form of Government:

Mayor-Council Plan B (OMCL 50)

Number of Members on Governing Body - 5

PER CAPITA:

Gross Debt 775.18  
 Net Debt 381.00  
 Debt Service 57.67  
 Total Tax Levy 1,194.12  
 Municipal Expenditures 553.77

PER CENT:

Gross Debt 1.71  
 Net Debt .87  
 Tax Levy Collected 97.25  
 Tax Levy Cancelled, Abated or Adjusted .04

EXPENDITURES-CURRENT YEAR		REVENUES REALIZED-CURRENT YEAR		PROPERTY TAXES-CURRENT YEAR	
<b>GENERAL GOVERNMENT</b>		<b>REVENUES REALIZED-CURRENT YEAR</b>		<b>STATE EQUALIZED TAX RATE 1.86</b>	
Governing Body & Public Boards	3,315.00	Property Taxes Collected	9,350,753.05	Local District School Taxes	5,932,420.00
Municipal Clerk	60,280.00	Payments in Lieu of Taxes	32,306.00	Regional & Consolidated School Tax	
Financial Administration	169,605.00	Delinquent Tax & Lien Collections	249,411.46	School Taxes in Municipal Budget	
Assessment of Taxes	12,195.00	Business Personnel Replacement Taxes	236,686.84	County Taxes	.43 * 1,544,852.76
Collection of Taxes		Taxes from Public Utilities	393,173.00	County Library Taxes	
Planning, Housing & Development	22,755.00	Other Miscellaneous Tax Revenues		Local Municipal Purpose Taxes	.59 2,120,397.58
Human Resources	84,222.87	State Aid Revenues	699,274.27	Veteran & Senior Citizen Taxes	57,850.00
Elections	13,385.00	Federal Aid Revenues		Total Taxes for Rate Computation	2.68 9,655,520.34
General Administration (other)	242,105.00			Special District Taxes	
<b>JUDICIARY</b>		Sale of Acquired Property		Bank Corp. Taxes	
Municipal Courts	73,633.00	Other Miscellaneous Revenues	595,899.93	Added and Omitted Taxes	11,444.44
<b>PUBLIC SAFETY</b>		Total	11,557,504.55	Total Taxes Levied - ABSTRACT	9,609,114.78
Fire Protection	44,272.10	Prior Years Surplus Appropriated	200,000.00	Total Taxes Billed	9,614,919.97
Police Protection	1,131,960.81	<b>REVENUES TOTAL</b>	<b>11,757,504.55</b>	<b>TAXES COLLECTED</b>	<b>9,350,753.05</b>
Civil Defense & Disaster Control	700.00	Reserve For Uncollected Taxes	296,850.51	Taxes Cancelled, Abated or Adjusted	4,145.58
Environmental Inspection & Control	86,915.00	<b>CAPITAL OUTLAY TOTAL</b>	<b>595,941.32</b>	Transfer to Tax Title Liens or Foreclosed	18,931.93
Other Public Safety				Ending Balance	241,089.41
<b>PUBLIC WORKS</b>		Public Enterprises	318,046.10	<b>PRIOR YEARS TAXES OUTSTANDING</b>	
Streets and Drainage	475,495.64	Recreation-Culture		Beginning Balance	257,371.09
Sewers and Sewage Processing	33,918.00	Public Works	12,057.17	Collected	245,931.03
Garbage and Trash Disposal	237,000.00	Buildings and Grounds	265,838.05	Cancelled, Abated or Adjusted	5.04
Public Buildings and Grounds	53,100.00	Library and Education		Transfers to Tax Title Liens or Foreclosed	6,876.40
Other Public Works	28,100.00	Conservation		Ending Balance	4,558.61
<b>HEALTH and WELFARE</b>		All Other		<b>TAX TITLE LIENS OUTSTANDING</b>	
Health Services Except Environmental	53,608.00	<b>CAPITAL DEBT AUTHORIZED, ENDING BALANCE</b>		Beginning Balance	103,489.50
Welfare-Public Assistance	73,695.00	ISSUED AND UNISSUED		Transfer From Taxes	27,656.26
Hospital, Clinics, First Aid		School	1,563,000	Redeemed	3,480.43
Animal, Insect, & Rodent Control	4,065.00	Self-Liquidating	1,208,000	Cancelled, Abated or Adjusted	
Other Welfare Services	4,710.00	Other	3,466,907	Transfers to Foreclosed Property	55,917.90
<b>RECREATION and CONSERVATION</b>		Total	6,237,907	Ending Balance	71,747.43
Beeches and Boardwalks		<b>ISSUED AND OUTSTANDING</b>		<b>PROPERTY ACQUIRED BY DEED OR FORECLOSURE</b>	
Parks, Playgrounds, Shade Trees		School	1,563,000.00	Beginning Balance	149,482.10
Land Reclamation & Conservation	74,649.71	Self-Liquidating	1,167,500.00	Transfers From Taxes or Liens	
Other Recreational Services	26,650.00	Other	3,392,500.00	Sale for Cash	
<b>EDUCATION (excluding schools)</b>		Total	6,123,000.00	Cancelled, Abated or Adjusted	
Libraries	127,441.00	<b>EQUALIZED VALUATION BASIS FOR NET DEBT COMPUTATION</b>	<b>350,737,064</b>	Ending Balance	149,482.10
Other Educational Services		<b>REAL PROPERTY VALUATIONS</b>		<b>CURRENT FINANCES ENDING BALANCE</b>	
<b>STATUTORY EXPENDITURES</b>		Code Class # of Parcels % VAL'N	ASSESSED VALUATION	ASSETS	
Pensions & F. I. C. A.	262,823.00	1 Vacant Land 407 1.53	2,919,200.00	Cash	495,136.55
Employee Fringe Benefits	277,694.00	2 Residential 2320 84.20	160,250,400.00	Taxes Receivable	245,648.02
Other Statutory Expenditures		3 Farm 1	4,000.00	Tax Title Liens	71,747.43
<b>MUNICIPAL FUNCTIONS</b>		4e Commercial 56 7.60	14,467,700.00	Foreclosed Property	205,400.00
<b>CAPITAL IMPROVEMENTS</b>	15,000.00	4b Industrial 6 5.44	10,344,300.00	Emergencies & Other Deferred Charges	22,000.00
<b>DEBT SERVICE</b>		4c Apartments 3 1.23	2,339,400.00	State and Federal Aid Receivable	
Principal Payments	263,816.00	Total 2793	190,325,000.00	Other Receivables	
Interest Payments	200,218.33	Land Area 2.15 Sq. Miles		Total	1,039,932.00
<b>DEFERRED CHARGES</b>	17,022.04	Net Valuation Taxable-Municipal	192,840,874	<b>LIABILITIES, RESERVES, AND SURPLUS</b>	
<b>SCHOOL, COUNTY, SPECIAL DISTRICT TAXES</b>	7,477,272.76	Net Valuation Taxable-County	356,691,026	Cash Liabilities	383,967.53
<b>RESERVE FOR UNCOLLECTED TAXES</b>	296,850.51	State Equalized Valuation	356,080,922	Reserves for Receivables	522,795.45
<b>EXPENDITURES TOTAL</b>	<b>11,933,472.77</b>	State Equalization Ratio	53.86	Surplus	133,169.02
				Total	1,039,932.00

1348

Population 1990 3,499  
 Population 1994 3,565  
 S & P Rating A  
 Moody Rating

General Tax Rate Per \$100. 1.22  
 State Equalized Tax Rate 1.22

**SPRING LAKE BOROUGH - MONMOUTH CO.**  
 Form of Government:  
**Borough Council**  
 Number of Members on Governing Body - 6

PER CAPITA:  
 Gross Debt 2,158.58  
 Net Debt 2,158.58  
 Debt Service 323.85  
 Total Tax Levy 2,719.43  
 Municipal Expenditures 1,581.74

PER CENT:  
 Gross Debt 1.00  
 Net Debt 1.00  
 Tax Levy Collected 97.39  
 Tax Levy Cancelled, Abated or Adjusted .15

EXPENDITURES-CURRENT YEAR		REVENUES REALIZED-CURRENT YEAR		PROPERTY TAXES-CURRENT YEAR	
<b>GENERAL GOVERNMENT</b>		<b>REVENUES REALIZED-CURRENT YEAR</b>		<b>STATE EQUALIZED TAX RATE</b>	
Governing Body & Public Boards		Property Taxes Collected	9,442,205.15	Local District School Taxes	.33 2,572,119.00
Municipal Clerk		Payments In Lieu of Taxes		Regional & Consolidated School Tax	
Financial Administration	17,500.00	Delinquent Tax & Lien Collections	201,482.67	School Taxes In Municipal Budget	
Assessment of Taxes	17,119.00	Business Personally Replacement Taxes	26,136.64	County Taxes	.46 * 3,598,085.69
Collection of Taxes	65,099.00	Taxes from Public Utilities	284,889.00	County Library Taxes	
Planning, Housing & Development	25,342.00	Other Miscellaneous Tax Revenues		Local Municipal Purpose Taxes	.44 3,496,000.00
Human Resources	66,307.55	State Aid Revenues	209,378.79	Veteran & Senior Citizen Taxes	22,800.00
Elections		Federal Aid Revenues		Total Taxes for Rate Computation	1.23 9,689,004.69
General Administration (other)	474,959.00			Special District Taxes	
<b>JUDICIARY</b>		Seizure of Acquired Property	1,057,260.81	Bank Corp. Taxes	
Municipal Courts	38,153.33	Other Miscellaneous Revenues		Added and Omitted Taxes	28,549.02
<b>PUBLIC SAFETY</b>		Total	11,221,353.06	Total Taxes Levied - ABSTRACT	9,694,753.71
Fire Protection	40,574.00	Prior Years Surplus Appropriated	568,390.05	Total Taxes Billed	9,694,753.71
Police Protection	878,269.67	<b>REVENUES TOTAL</b>	<b>11,789,743.11</b>	<b>TAXES COLLECTED</b>	<b>9,442,205.15</b>
Police Protection	878,269.67	Reserve For Uncollected Taxes	413,366.48	Taxes Cancelled, Abated or Adjusted	14,614.39
Civil Defense & Disaster Control	2,500.00			Transfer to Tax Title Liens or Foreclosed	
Environmental Inspection & Control	59,289.00	<b>CAPITAL OUTLAY TOTAL</b>	<b>1,162,692.00</b>	Ending Balance	252,548.56
Other Public Safety		Public Enterprises	348,340.51	<b>PRIOR YEARS TAXES OUTSTANDING</b>	
<b>PUBLIC WORKS</b>		Recreation-Culture	20,093.54	Beginning Balance	285,506.39
Streets and Drainage	237,669.91	Public Works	60,364.27	Collected	201,482.67
Sewers and Sewage Processing		Buildings and Grounds	733,893.68	Cancelled, Abated or Adjusted	25,739.20
Garbage and Trash Disposal	193,122.62	Library and Education		Transfers to Tax Title Liens or Foreclosed	
Public Buildings and Grounds	82,560.00	Conservation		Ending Balance	58,284.52
Other Public Works	980,277.38	All Other		<b>TAX TITLE LIENS OUTSTANDING</b>	
<b>HEALTH and WELFARE</b>				Beginning Balance	
Health Services Except Environmental	22,775.00	<b>CAPITAL DEBT AUTHORIZED, ENDING BALANCE</b>		Transfer From Taxes	
Welfare-Public Assistance	4,029.00	ISSUED AND UNISSUED		Redeemed	
Hospital, Clinics, First Aid		SCHOOL		Cancelled, Abated or Adjusted	
Animal, Insect, & Rodent Control	100.00	Self-Liquidating	1,116,475	Transfers to Foreclosed Property	
Other Welfare Services		Other	6,578,874	Ending Balance	
<b>RECREATION and CONSERVATION</b>		Total	7,695,349	PROPERTY ACQUIRED BY DEED OR FORECLOSURE	
Beaches and Boardwalks		ISSUED AND OUTSTANDING		Beginning Balance	7,700.00
Perks, Playgrounds, Shade Trees	30,500.00	SCHOOL		Transfers From Taxes or Liens	
Land Reclamation & Conservation	2,500.00	Self-Liquidating	532,000.00	Sale for Cash	
Other Recreational Services	134,643.00	Other	6,252,111.32	Cancelled, Abated or Adjusted	
<b>EDUCATION (excluding schools)</b>		Total	6,784,111.32	Ending Balance	7,700.00
Libraries	168,690.05	<b>EQUALIZED VALUATION BASIS FOR NET DEBT COMPUTATION</b>	<b>768,439,601</b>	<b>CURRENT FINANCES ENDING BALANCE</b>	
Other Educational Services		<b>REAL PROPERTY VALUATIONS</b>		<b>ASSETS</b>	
<b>STATUTORY EXPENDITURES</b>		Code Class # of Percels % VAL'N ASSESSED VALUATION		Cash	1,137,036.19
Pensions & F. I. C. A.	256,193.16	1 Vacant Land 70 1.98 15,482,380.00		Taxes Receivable	310,833.08
Employee Fringe Benefits	270,760.00	2 Residential 1664 89.39 698,075,010.00		Tax Title Liens	
Other Statutory Expenditures		3 Farm 100 8.53 66,606,500.00		Foreclosed Property	7,700.00
<b>MUNICIPAL FUNCTIONS TOTAL</b>	<b>4,068,932.67</b>	4a Commercial 100 8.53 66,606,500.00		Emergencies & Other Deferred Charges	
<b>CAPITAL IMPROVEMENTS *MEMO*</b>	<b>30,000.00</b>	4b Industrial 1 .10 801,800.00		State and Federal Aid Receivable	240,518.38
<b>DEBT SERVICE</b>		4c Apartments 1 .10 801,800.00		Other Receivables	
Principal Payments	803,804.65	Total 1835 780,965,690.00		Total	1,696,087.65
Interest Payments	350,732.66	Land Area 1.30 Sq. Miles		<b>LIABILITIES, RESERVES, AND SURPLUS</b>	
<b>DEFERRED CHARGES</b>	<b>2,060.28</b>	Net Valuation Taxable-Municipal	787,120,461	Cash Liabilities	763,628.33
SCHOOL, COUNTY, SPECIAL DISTRICT TAXES	6,170,204.69	Net Valuation Taxable-County	775,833,303	Reserves for Receivables	406,925.93
RESERVE FOR UNCOLLECTED TAXES	413,366.48	State Equalized Valuation	788,372,009	Surplus	525,533.39
<b>EXPENDITURES TOTAL</b>	<b>11,809,101.43</b>	State Equalization Ratio	99.84	Total	1,696,087.65

\*Includes County Health Service Taxes or County Open Space Tax. See Table 13.

Population 1990 5,341  
 Population 1994 5,402  
 S & P Rating  
 Moody Rating A

General Tax Rate Per \$100. 1.97  
 State Equalized Tax Rate 1.80

SPRING LAKE HEIGHTS - MONMOUTH CO.

Form of Government:

Borough Council

Number of Members on Governing Body - 6

PER CAPITA:

Gross Debt 384.07  
 Net Debt 277.50  
 Debt Service 130.81  
 Total Tax Levy 1,371.12  
 Municipal Expenditures 740.81

PER CENT:

Gross Debt .52  
 Net Debt .38  
 Tax Levy Collected 96.85  
 Tax Levy Cancelled, Abated or Adjusted .82

EXPENDITURES-CURRENT YEAR		REVENUES REALIZED-CURRENT YEAR		PROPERTY TAXES-CURRENT YEAR		
<b>GENERAL GOVERNMENT</b>		<b>REVENUES REALIZED-CURRENT YEAR</b>		<b>STATE EQUALIZED TAX RATE</b> 1.83		
Governing Body & Public Boards		Property Taxes Collected	7,182,353.94	Local District School Taxes	3,337,390.00	
Municipal Clerk		Payments in Lieu of Taxes		Regional & Consolidated School Tax		
Financial Administration	69,479.48	Delinquent Tax & Lien Collections	235,368.93	School Taxes in Municipal Budget		
Assessment of Taxes	23,800.00	Business Personality Replacement Taxes	27,671.00	County Taxes	.46 *	
Collection of Taxes	31,050.00	Taxes from Public Utilities	378,879.00	County Library Taxes	.02	
Planning, Housing & Development	19,350.00	Other Miscellaneous Tax Revenues		Local Municipal Purpose Taxes	.49	
Human Resources	11,181.00	State Aid Revenues	197,093.00	Veteran & Senior Citizen Taxes		
Elections	3,097.25	Federal Aid Revenues		Total Taxes for Rate Computation	1.80	
General Administration (other)	320,118.00			Special District Taxes		
<b>JUDICIARY</b>		Sale of Acquired Property		Bank Corp. Taxes		
Municipal Courts	69,554.00	Other Miscellaneous Revenues		Added and Omitted Taxes	9,185.42	
<b>PUBLIC SAFETY</b>		Total	8,984,235.18	Total Taxes Levied - ABSTRACT	7,406,767.65	
Fire Protection	18,885.00	Prior Years Surplus Appropriated	521,075.84	Total Taxes Billed	7,416,059.33	
Police Protection	947,316.39	<b>REVENUES TOTAL</b>	<b>9,505,311.02</b>	<b>TAXES COLLECTED</b>	<b>7,182,353.94</b>	
Civil Defense & Disaster Control	2,810.00	Reserve For Uncollected Taxes	349,000.00	Taxes Cancelled, Abated or Adjusted	61,120.44	
Environmental Inspection & Control	33,555.59	<b>CAPITAL OUTLAY TOTAL</b>	<b>282,842.22</b>	Transfer to Tax Title Liens or Foreclosed		
Other Public Safety				Ending Balance	172,584.95	
<b>PUBLIC WORKS</b>		Public Enterprises	2,000.00	<b>PRIOR YEARS TAXES OUTSTANDING</b>		
Streets and Drainage	272,308.11	Recreation-Culture	40,336.08	Beginning Balance	233,354.38	
Sewers and Sewage Processing		Public Works	136,308.78	Collected	227,957.92	
Garbage and Trash Disposal	466,026.24	Buildings and Grounds	104,197.36	Cancelled, Abated or Adjusted	5,396.46	
Public Buildings and Grounds	26,190.00	Library and Education		Transfers to Tax Title Liens or Foreclosed		
Other Public Works	28,000.00	Conservation		Ending Balance		
<b>HEALTH and WELFARE</b>		All Other		<b>TAX TITLE LIENS OUTSTANDING</b>		
Health Services Except Environmental	29,997.00	<b>CAPITAL DEBT AUTHORIZED, ENDING BALANCE</b>		Beginning Balance	22,348.27	
Welfare-Public Assistance	4,074.00	ISSUED AND UNISSUED	GROSS DEBT	Transfer From Taxes		
Hospital, Clinics, First Aid		School	370,700	Redeemed	7,411.01	
Animal, Insect, & Rodent Control		Sell-Liquidating	205,000	Cancelled, Abated or Adjusted		
Other Welfare Services		Other	1,499,063	Transfers to Foreclosed Property		
<b>RECREATION and CONSERVATION</b>		Total	2,074,763	Ending Balance	14,937.26	
Beeches and Boardwalks		ISSUED AND OUTSTANDING		<b>PROPERTY ACQUIRED BY DEED OR FORECLOSURE</b>		
Perks, Playgrounds, Shade Trees	19,084.36	School	370,700.00	Beginning Balance	158,700.00	
Land Reclamation & Conservation		Sell-Liquidating	205,000.00	Transfers From Taxes or Liens		
Other Recreational Services		Other	1,072,700.00	Sale for Cash		
<b>EDUCATION (excluding schools)</b>		Total	1,648,400.00	Cancelled, Abated or Adjusted		
Libraries		<b>EQUALIZED VALUATION BASIS FOR NET DEBT COMPUTATION</b>	<b>398,865,285</b>	Ending Balance	158,700.00	
Other Educational Services		<b>REAL PROPERTY VALUATIONS</b>		<b>CURRENT FINANCES ENDING BALANCE ASSETS</b>		
<b>STATUTORY EXPENDITURES</b>		Code	Class	# of Parcels	% VAL'N	ASSESSED VALUATION
Pensions & F. I. C. A.	224,058.00	1	Vacant Land	63	1.05	3,827,300.00
Employee Fringe Benefits	283,606.00	2	Residential	2058	82.12	299,732,900.00
Other Statutory Expenditures	546.00	3	Farm			40,346,500.00
<b>MUNICIPAL FUNCTIONS</b>		4a	Commercial	79	11.05	21,092,500.00
<b>TOTAL</b>	<b>2,904,084.42</b>	4b	Industrial	8		364,999,200.00
<b>CAPITAL IMPROVEMENTS</b>	<b>110,000.00</b>	4c	Apertments	8	5.78	
<b>DEBT SERVICE</b>	<b>648,870.00</b>	Total		2208		
Principal Payments	57,767.11	Lend Area	1.30	Sq. Miles		
Interest Payments	42,141.02	Net Valuation Taxable-Municipal				365,774,256
<b>DEFERRED CHARGES</b>	<b>5,437,361.83</b>	Net Valuation Taxable-County				401,057,138
<b>SCHOOL, COUNTY, SPECIAL DISTRICT TAXES</b>	<b>349,000.00</b>	State Equalized Valuation				401,081,264
<b>RESERVE FOR UNCOLLECTED TAXES</b>	<b>9,439,224.38</b>	State Equalization Ratio				91.18
<b>EXPENDITURES TOTAL</b>	<b>9,439,224.38</b>					
				<b>LIABILITIES, RESERVES, AND SURPLUS</b>		
				Cash	1,270,067.43	
				Taxes Receivable	172,584.95	
				Tax Title Liens	14,937.26	
				Foreclosed Property	158,700.00	
				Emergencies & Other Deferred Charges	51,282.61	
				State and Federal Aid Receivable		
				Other Receivables	10,441.94	
				Total	1,678,014.19	
				<b>Cash Liabilities</b>	<b>718,794.89</b>	
				Reserves for Receivables	356,820.32	
				Surplus	602,555.15	
				Total	1,678,170.36	

0334

Population 1990 **3,028**  
 Population 1994 **3,243**  
 S & P Rating  
 Moody Rating **A**

General Tax Rate Per \$100. **2.10**  
 State Equalized Tax Rate **2.08**

**SPRINGFIELD TWP. - BURLINGTON CO.**  
 Form of Government:  
**Township Committee**  
 Number of Members on Governing Body - 3

PER CAPITA:  
 Gross Debt **1,366.50**  
 Net Debt **623.67**  
 Debt Service **49.57**  
 Total Tax Levy **1,220.45**  
 Municipal Expenditures **558.11**

PER CENT:  
 Gross Debt **2.35**  
 Net Debt **1.07**  
 Tax Levy Collected **92.57**  
 Tax Levy Cancelled, Abated or Adjusted **1.19**

EXPENDITURES-CURRENT YEAR		REVENUES REALIZED-CURRENT YEAR		PROPERTY TAXES-CURRENT YEAR	
<b>GENERAL GOVERNMENT</b>		<b>REVENUES REALIZED-CURRENT YEAR</b>		<b>STATE EQUALIZED TAX RATE</b>	
Governing Body & Public Boards		Property Taxes Collected	<b>3,664,493.00</b>	Local District School Taxes	<b>.73</b> <b>1,386,651.00</b>
Municipal Clerk		Payments In Lieu of Taxes		Regional & Consolidated School Tax	<b>.61</b> <b>1,162,596.63</b>
Financial Administration	<b>33,525.00</b>	Delinquent Tax & Lien Collections	<b>295,885.00</b>	School Taxes in Municipal Budget	
Assessment of Taxes	<b>22,377.00</b>	Business Personality Replacement Taxes	<b>40,111.00</b>	County Taxes	<b>.52</b> * <b>989,114.12</b>
Collection of Taxes	<b>27,600.00</b>	Taxes from Public Utilities	<b>376,183.00</b>	County Library Taxes	<b>.03</b> <b>64,687.05</b>
Planning, Housing & Development	<b>33,600.00</b>	Other Miscellaneous Tax Revenues		Local Municipal Purpose Taxes	<b>.17</b> <b>317,854.00</b>
Human Resources	<b>76,750.00</b>	State Aid Revenues	<b>208,549.00</b>	Veteran & Senior Citizen Taxes	<b>21,950.00</b>
Elections		Federal Aid Revenues		Total Taxes for Rate Computation	<b>2.06</b> <b>3,942,852.80</b>
General Administration (other)	<b>218,380.00</b>			Special District Taxes	
<b>JUDICIARY</b>		Sale of Acquired Property		Bank Corp. Taxes	
Municipal Courts	<b>64,010.00</b>	Other Miscellaneous Revenues	<b>279,540.00</b>	Added and Omitted Taxes	<b>37,010.00</b>
<b>PUBLIC SAFETY</b>		Total	<b>4,864,761.00</b>	Total Taxes Levied - ABSTRACT	<b>3,957,912.80</b>
Fire Protection	<b>70,219.00</b>	Prior Years Surplus Appropriated	<b>597,000.00</b>	Total Taxes Billed	<b>3,958,487.00</b>
Police Protection	<b>106,700.00</b>	<b>REVENUES TOTAL</b>	<b>5,461,761.00</b>	<b>TAXES COLLECTED</b>	<b>3,664,493.00</b>
Civil Defense & Disaster Control	<b>1,835.00</b>	Reserve For Uncollected Taxes	<b>428,112.00</b>	Taxes Cancelled, Abated or Adjusted	<b>46,979.00</b>
Environmental Inspection & Control	<b>54,800.00</b>			Transfer to Tax Title Liens or Foreclosed	<b>4,576.00</b>
Other Public Safety		<b>CAPITAL OUTLAY TOTAL</b>	<b>503,861.00</b>	Ending Balance	<b>242,439.00</b>
<b>PUBLIC WORKS</b>				<b>PRIOR YEARS TAXES OUTSTANDING</b>	
Streets and Drainage	<b>214,744.00</b>	Public Enterprises		Beginning Balance	<b>328,429.00</b>
Sewers and Sewage Processing	<b>1,013.00</b>	Recreation-Culture		Collected	<b>295,885.00</b>
Garbage and Trash Disposal	<b>121,000.00</b>	Public Works		Cancelled, Abated or Adjusted	<b>27,316.00</b>
Public Buildings and Grounds	<b>47,942.00</b>	Buildings and Grounds	<b>503,861.00</b>	Transfers to Tax Title Liens or Foreclosed	
Other Public Works	<b>12,000.00</b>	Library and Education		Ending Balance	<b>5,228.00</b>
<b>HEALTH and WELFARE</b>		Conservation		<b>TAX TITLE LIENS OUTSTANDING</b>	
Health Services Except Environmental	<b>6,900.00</b>	All Other		Beginning Balance	<b>11,329.00</b>
Welfare-Public Assistance	<b>4,000.00</b>			Transfer From Taxes	<b>4,576.00</b>
Hospital, Clinics, First Aid		<b>CAPITAL DEBT AUTHORIZED, ENDING BALANCE</b>		Redeemed	
Animal, Insect, & Rodent Control		<b>ISSUED AND UNISSUED</b>		Cancelled, Abated or Adjusted	
Other Welfare Services		School	<b>2,409,000</b>	Transfers to Foreclosed Property	
<b>RECREATION and CONSERVATION</b>		Self-Liquidating		Ending Balance	<b>15,905.00</b>
Beaches and Boardwalks		Other	<b>2,022,563</b>	<b>PROPERTY ACQUIRED BY DEED OR FORECLOSURE</b>	
Perks, Playgrounds, Shade Trees	<b>28,000.00</b>	Total	<b>4,431,563</b>	Beginning Balance	<b>32,915.00</b>
Land Reclamation & Conservation		<b>ISSUED AND OUTSTANDING</b>		Transfers From Taxes or Liens	
Other Recreational Services		School	<b>2,409,000.00</b>	Sale for Cash	
<b>EDUCATION (excluding schools)</b>		Self-Liquidating		Cancelled, Abated or Adjusted	
Libraries		Other	<b>1,731,753.00</b>	Ending Balance	<b>32,915.00</b>
Other Educational Services		Total	<b>4,140,753.00</b>	<b>CURRENT FINANCES ENDING BALANCE</b>	
<b>STATUTORY EXPENDITURES</b>		<b>EQUALIZED VALUATION BASIS FOR NET DEBT COMPUTATION</b>	<b>188,637,315</b>	<b>ASSETS</b>	
Pensions & F. I. C. A.	<b>27,500.00</b>	<b>REAL PROPERTY VALUATIONS</b>		Cash	<b>1,165,299.00</b>
Employee Fringe Benefits	<b>42,500.00</b>	Code Class # of Parcels % VAL'N		Taxes Receivable	<b>247,666.00</b>
Other Statutory Expenditures	<b>1,300.00</b>	1 Vacant Land 173 4.04	<b>7,489,345.00</b>	Tax Title Liens	<b>15,905.00</b>
<b>MUNICIPAL FUNCTIONS TOTAL</b>	<b>1,216,695.00</b>	2 Residential 831 66.00	<b>122,280,850.00</b>	Foreclosed Property	<b>32,915.00</b>
<b>CAPITAL IMPROVEMENTS *MEMO*</b>	<b>50,000.00</b>	3 Farm 498 17.87	<b>33,099,211.00</b>	Emergencies & Other Deferred Charges	<b>4,400.00</b>
<b>DEBT SERVICE</b>		4e Commercial 78 11.92	<b>22,092,030.00</b>	State and Federal Aid Receivable	<b>3,424.00</b>
Principal Payments	<b>93,425.00</b>	4b Industrial 1 .17	<b>318,600.00</b>	Other Receivables	<b>18,163.00</b>
Interest Payments	<b>67,320.00</b>	4c Apartments		Total	<b>1,487,772.00</b>
<b>DEFERRED CHARGES</b>	<b>4,400.00</b>	Total	<b>1581</b>	<b>LIABILITIES, RESERVES, AND SURPLUS</b>	
SCHOOL, COUNTY, SPECIAL DISTRICT TAXES	<b>3,603,048.80</b>	Land Area 29.34 Sq. Miles		Cash Liabilities	<b>529,995.00</b>
RESERVE FOR UNCOLLECTED TAXES	<b>428,112.00</b>	Net Valuation Taxable-Municipal	<b>187,004,112</b>	Reserves for Receivables	<b>314,649.00</b>
<b>EXPENDITURES TOTAL</b>	<b>5,413,000.80</b>	Net Valuation Taxable-County	<b>193,129,578</b>	Surplus	<b>643,128.00</b>
		State Equalized Valuation	<b>189,045,920</b>	Total	<b>1,487,772.00</b>
		State Equalization Ratio	<b>98.91</b>		

\*Includes County Health Service Taxes or County Open Space Tax. See Table 13.

2017

Population 1990 **13,420**  
 Population 1994 **13,704**  
 S & P Rating  
 Moody Rating **AA**

General Tax Rate Per \$100. **2.86**  
 State Equalized Tax Rate **2.33**

**SPRINGFIELD TWP. - UNION CO.**

Form of Government:

**Town Council**

Number of Members on Governing Body - 5

PER CAPITA:

Gross Debt **714.04**  
 Net Debt **686.88**  
 Debt Service **67.66**  
 Total Tax Levy **2,237.08**  
 Municipal Expenditures **1,113.01**

PER CENT:

Gross Debt **.72**  
 Net Debt **.70**  
 Tax Levy Collected **97.04**  
 Tax Levy Cancelled, Abated or Adjusted **1.34**

EXPENDITURES-CURRENT YEAR		REVENUES REALIZED-CURRENT YEAR		PROPERTY TAXES-CURRENT YEAR		
<b>GENERAL GOVERNMENT</b>		<b>REVENUES REALIZED-CURRENT YEAR</b>		<b>STATE EQUALIZED TAX RATE</b>		
Governing Body & Public Boards		Property Taxes Collected	29,787,405.46	Local District School Taxes	.72	
Municipal Clerk		Payments In Lieu of Taxes	79,960.88	Regional & Consolidated School Tax	.44	
Financial Administration	135,875.00	Delinquent Tax & Lien Collections	518,821.77	School Taxes in Municipal Budget		
Assessment of Taxes	195,999.98	Business Personalty Replacement Taxes	450,545.88	County Taxes	.48 *	
Collection of Taxes	100.00	Taxes from Public Utilities	1,124,704.00	County Library Taxes		
Planning, Housing & Development	62,495.38	Other Miscellaneous Tax Revenues		Local Municipal Purpose Taxes	.70	
Human Resources	161,409.00	State Aid Revenues	873,426.88	Veteran & Senior Citizen Taxes		
Elections		Federal Aid Revenues		Total Taxes for Rate Computation	2.34	
General Administration (other)	1,041,376.00			Special District Taxes		
<b>JUDICIARY</b>		Sale of Acquired Property		Bank Corp. Taxes		
Municipal Courts	135,742.01	Other Miscellaneous Revenues		Added and Omitted Taxes	167,307.42	
<b>PUBLIC SAFETY</b>		Total	33,966,027.92	Total Taxes Levied - ABSTRACT	30,656,926.28	
Fire Protection	1,567,208.72	Prior Years Surplus Appropriated	2,300,000.00	Total Taxes Billed	30,696,755.57	
Police Protection	3,242,300.01	<b>REVENUES TOTAL</b>	<b>36,266,027.92</b>	<b>TAXES COLLECTED</b>	<b>29,787,405.46</b>	
Civil Defense & Disaster Control	44,250.00	Reserve For Uncollected Taxes	1,233,000.00	Taxes Cancelled, Abated or Adjusted	411,475.75	
Environmental Inspection & Control	129,775.03	<b>CAPITAL OUTLAY TOTAL</b>	<b>364,907.31</b>	Transfer to Tax Title Liens or Foreclosed Ending Balance	7,826.13	
Other Public Safety				<b>ENDING BALANCE</b>	<b>490,048.23</b>	
<b>PUBLIC WORKS</b>		Public Enterprises	33,899.31	<b>PRIOR YEARS TAXES OUTSTANDING</b>		
Streets and Drainage	851,668.90	Recreation-Culture		Beginning Balance	667,679.48	
Sewers and Sewage Processing	778,336.00	Public Works	2,775.00	Collected	512,005.17	
Garbage and Trash Disposal	953,353.91	Buildings and Grounds	328,233.00	Cancelled, Abated or Adjusted	18,243.11	
Public Buildings and Grounds	187,500.00	Library and Education		Transfers to Tax Title Liens or Foreclosed Ending Balance	137,431.20	
Other Public Works	96,396.37	Conservation		<b>TAX TITLE LIENS OUTSTANDING</b>		
<b>HEALTH and WELFARE</b>		All Other		Beginning Balance	66,627.99	
Health Services Except Environmental	312,446.83	<b>CAPITAL DEBT AUTHORIZED, ENDING BALANCE</b>		Transfer From Taxes	7,826.13	
Welfare-Public Assistance	12,557.22	ISSUED AND UNISSUED		Redeemed	6,816.60	
Hospital, Clinics, First Aid		School	143,918	Cancelled, Abated or Adjusted		
Animal, Insect, & Rodent Control	13,000.00	Self-Liquidating	282,000	Transfers to Foreclosed Property		
Other Welfare Services		Other	9,359,350	Ending Balance	67,637.52	
<b>RECREATION and CONSERVATION</b>		Total	9,785,268	<b>PROPERTY ACQUIRED BY DEED OR FORECLOSURE</b>		
Beeches and Boardwalks		ISSUED AND OUTSTANDING		Beginning Balance	36,460.00	
Perks, Playgrounds, Shade Trees	188,900.00	School	143,918.94	Transfers From Taxes or Liens		
Land Reclamation & Conservation	550.00	Self-Liquidating	225,000.00	Sale for Cash		
Other Recreational Services	56,000.00	Other	5,344,000.00	Cancelled, Abated or Adjusted		
<b>EDUCATION (excluding schools)</b>		Total	5,712,918.94	Ending Balance	36,460.00	
Libraries	587,000.00	<b>EQUALIZED VALUATION BASIS FOR NET DEBT COMPUTATION</b>	<b>1,353,087,534</b>	<b>CURRENT FINANCES ENDING BALANCE ASSETS</b>		
Other Educational Services		<b>REAL PROPERTY VALUATIONS</b>		Cash	4,130,924.45	
<b>STATUTORY EXPENDITURES</b>		Code	Class	# of Parcels	% VAL'N	ASSESSED VALUATION
Pensions & F. I. C. A.	749,191.01	1	Vacant Land	200	1.16	12,324,200.00
Employee Fringe Benefits	1,476,339.00	2	Residential	4653	67.10	712,097,400.00
Other Statutory Expenditures		3	Fern	7	.03	399,600.00
<b>MUNICIPAL FUNCTIONS</b>		4a	Commercial	241	21.25	225,511,300.00
TOTAL	12,979,770.37	4b	Industrial	71	6.59	69,940,500.00
<b>CAPITAL IMPROVEMENTS</b>	<b>*MEMO*</b> 100.00	4c	Apertments	13	3.86	40,971,500.00
<b>DEBT SERVICE</b>		Total		5185		1,061,244,500.00
Principal Payments	560,000.00	Land Area	5.20	Sq. Miles		
Interest Payments	366,958.00	Net Valuation Taxable-Municipal				1,063,743,838
<b>DEFERRED CHARGES</b>		Net Valuation Taxable-County				1,345,779,309
SCHOOL, COUNTY, SPECIAL DISTRICT TAXES	113,000.00	State Equalized Valuation				1,304,320,364
RESERVE FOR UNCOLLECTED TAXES	21,345,011.18	State Equalization Ratio				81.52
EXPENDITURES TOTAL	36,597,739.55					

\*Includes County Health Service Taxes or County Open Specie Tax. See Table 13.

1530

Population 1990 **13,325**  
 Population 1994 **14,465**  
 S & P Rating  
 Moody Rating

General Tax Rate Per \$100. **2.09**  
 State Equalized Tax Rate **2.03**

**STAFFORD TOWNSHIP - OCEAN COUNTY**  
 Form of Government:  
**Small Municipality Plan A (OMCL 50)**  
 Number of Members on Governing Body - 3

PER CAPITA:  
 Gross Debt **2,064.41** Gross Debt **2.36**  
 Net Debt **984.27** Net Debt **1.12**  
 Debt Service **75.62** Tax Levy Collected **95.09**  
 Total Tax Levy **1,883.16** Tax Levy Cancelled, Abated or Adjusted **.39**  
 Municipal Expenditures **970.44**

EXPENDITURES-CURRENT YEAR		REVENUES REALIZED-CURRENT YEAR		PROPERTY TAXES-CURRENT YEAR		
<b>GENERAL GOVERNMENT</b>		<b>REVENUES REALIZED-CURRENT YEAR</b>		<b>STATE EQUALIZED TAX RATE</b>		
Governing Body & Public Boards	132,300.00	Property Taxes Collected	25,913,514.22	Local District School Taxes	.73 9,458,551.00	
Municipal Clerk		Payments in Lieu of Taxes	31,451.00	Regional & Consolidated School Tax	.28 3,706,539.04	
Financial Administration	187,704.00	Delinquent Tax & Lien Collections	1,230,427.12	School Taxes in Municipal Budget		
Assessment of Taxes	156,109.00	Business Personalty Replacement Taxea	32,873.08	County Taxes	.46 * 6,045,415.51	
Collection of Taxes	181,820.00	Taxes from Public Utilities	2,675,289.00	County Library Taxes	.04 520,450.99	
Planning, Housing & Development	207,091.00	Other Miscellaneous Tax Revenues	116,109.50	Local Municipal Purposa Taxes	.51 6,686,699.71	
Human Resources	270,754.02	State Aid Revenues	789,957.81	Veteran & Sanior Citizen Taxes		
Elections	10,200.00	Federal Aid Revenues		Total Taxes for Rate Computation	2.02 26,635,256.25	
General Administration (other)	1,484,998.50			Special District Taxes		
<b>JUDICIARY</b>		Sale of Acquired Property		Bank Corp. Taxes		
Municipal Courts	306,670.30	Other Miscellaneous Revenues	2,384,977.52	Added and Omitted Taxes	822,286.27	
<b>PUBLIC SAFETY</b>		Total	33,174,599.25	Total Taxes Levied - ABSTRACT	27,239,940.52	
Fire Protection	86,752.80	Prior Years Surplus Appropriated	550,000.00	Total Taxes Billed	27,251,096.93	
Police Protection	3,055,731.57	REVENUES TOTAL	33,724,599.25	TAXES COLLECTED	25,913,514.22	
Civil Defense & Disaster Control		Reserve For Uncollected Taxes	1,370,362.32	Taxes Cancelled, Abated or Adjusted	106,009.18	
Environmental Inspection & Control	142,480.00	CAPITAL OUTLAY TOTAL	3,508,640.34	Transfer to Tax Title Liens or Foreclosed	58,060.36	
Other Public Safety				Ending Balance	1,173,513.17	
<b>PUBLIC WORKS</b>		Public Enterprises		<b>PRIOR YEARS TAXES OUTSTANDING</b>		
Streets and Drainage	410,058.00	Recreation-Culture	1,501,470.64	Beginning Balance	1,191,937.87	
Sewera and Sewage Processing		Public Works	1,218,058.03	Collected	1,134,381.60	
Garbage and Trash Disposal	656,500.00	Buildings and Grounds	789,111.67	Cancelled, Abated or Adjusted	34,453.76	
Public Buildings and Grounds	149,038.00	Library and Education		Transfers to Tax Title Liens or Foreclosed	18,261.86	
Other Public Works	1,489,143.00	Conservation		Ending Balance	4,840.65	
<b>HEALTH and WELFARE</b>		All Other		<b>TAX TITLE LIENS OUTSTANDING</b>		
Health Services Except Environmental	49,198.00			Beginning Balance	165,324.69	
Welfare-Public Assistance	22,856.00	<b>CAPITAL DEBT AUTHORIZED, ENDING BALANCE</b>		Transfer From Taxee	61,296.21	
Hospital, Clinics, First Aid		ISSUED AND UNISSUED	GROSS DEBT	Redeemed	96,045.52	
Animal, Insect, & Rodent Control	110,407.00	School	15,624,295	Cancelled, Abated or Adjusted	2,459.69	
Other Welfare Services		Self-Liquidating		Transfers to Foreclosed Property	23,865.81	
<b>RECREATION and CONSERVATION</b>		Other	14,237,403	Ending Balance	104,249.88	
Beeches and Boardwalks		Total	29,861,699	<b>PROPERTY ACQUIRED BY DEED OR FORECLOSURE</b>		
Perks, Playgrounds, Sheda Trees	156,494.00	ISSUED AND OUTSTANDING		Beginning Balance	2,455,980.00	
Land Reclamation & Conservation	371,287.77	School	11,728,987.41	Transfers From Taxes or Liens	42,270.86	
Other Recreational Services	14,605.78	Self-Liquidating		Sale for Cash		
<b>EDUCATION (excluding schools)</b>		Other		Cancelled, Abated or Adjusted		
Libraries		Total	12,975,589.00	Ending Balance	2,498,250.86	
Other Educational Services	1,675.00	<b>EQUALIZED VALUATION BASIS FOR NET DEBT COMPUTATION</b>		<b>CURRENT FINANCES ENDING BALANCE</b>		
<b>STATUTORY EXPENDITURES</b>		REAL PROPERTY VALUATIONS		ASSETS		
Pensions & F. I. C. A.	752,802.00	Code	Class	# of Parcels	% VAL'N	ASSESED VALUATION
Employee Fringe Benefits	1,110,878.36	1	Vacant Land	5524	8.67	108,702,100.00
Other Statutory Expenditures		2	Residential	8591	79.87	1,001,025,300.00
<b>MUNICIPAL FUNCTIONS</b>		3	Farm	29	.13	1,626,100.00
CAPITAL IMPROVEMENTS	* MEMO* 145,000.00	4a	Commercial	275	11.04	138,396,953.00
<b>DEBT SERVICE</b>		4b	Industrial	1	.07	874,400.00
Principal Payments	611,776.49	4c	Apartments	2	.22	2,750,300.00
Interest Payments	482,062.73	Total		14422		1,253,375,153.00
<b>DEFERRED CHARGES</b>		Land Area 47.05 Sq. Miles				
SCHOOL, COUNTY, SPECIAL DISTRICT TAXES	55,701.86	Net Valuation Taxable-Municipal		1,263,931,527		
RESERVE FOR UNCOLLECTED TAXES	19,730,956.54	Net Valuation Taxable-County		1,306,285,816		
EXPENDITURES TOTAL	33,768,414.04	State Equalized Valuation		1,303,762,269		
		State Equalization Ratio		96.92		
				LIABILITIES, RESERVES, AND SURPLUS		
				Cash Liabilities		3,160,248.03
				Reserves for Receivables		3,874,336.54
				Surplus		2,077,692.36
				Total		9,112,276.93

\*Includes County Health Service Taxes or County Open Space Tax. See Table 13.

Population 1990 **3,393**  
 Population 1994 **3,534**  
 S & P Rating  
 Moody Rating **AAA**

General Tax Rate Per \$100 **3.23**  
 State Equalized Tax Rate **2.94**

**STANHOPE BOROUGH - SUSSEX COUNTY**  
 Form of Government:  
**Borough Council**  
 Number of Members on Governing Body - 6

PER CAPITA:  
 Gross Debt **1,004.86**  
 Net Debt **370.65**  
 Debt Service **43.18**  
 Total Tax Levy **1,440.80**  
 Municipal Expenditures **658.30**

PER CENT:  
 Gross Debt **2.08**  
 Net Debt **.77**  
 Tax Levy Collected **95.60**  
 Tax Levy Cancelled, Abated or Adjusted **.10**

EXPENDITURES-CURRENT YEAR		REVENUES REALIZED-CURRENT YEAR		PROPERTY TAXES-CURRENT YEAR	
<b>GENERAL GOVERNMENT</b>		<b>PROPERTY TAXES COLLECTED</b>		<b>STATE EQUALIZED TAX RATE</b>	
Governing Body & Public Boards			<b>4,880,023.67</b>	Local District School Taxes	<b>1.16</b>
Municipal Clerk				Regional & Consolidated School Tax	<b>.53</b>
Financial Administration	<b>50,045.00</b>	Payments in Lieu of Taxes		School Taxes in Municipal Budget	
Assessment of Taxes	<b>20,500.00</b>	Delinquent Tax & Lien Collections	<b>154,520.94</b>	County Taxes	<b>.40</b> *
Collection of Taxes	<b>31,467.00</b>	Business Personality Replacement Taxes	<b>40,217.28</b>	County Library Taxes	<b>.04</b>
Planning, Housing & Development	<b>34,719.00</b>	Taxes from Public Utilities	<b>113,713.00</b>	Local Municipal Purpose Taxes	<b>.82</b>
Human Resources	<b>4,000.00</b>	Other Miscellaneous Tax Revenues		Veteran & Senior Citizen Taxes	
Elections		State Aid Revenues	<b>175,166.61</b>	Total Taxes for Rate Computation	<b>2.95</b>
General Administration (other)	<b>229,730.00</b>	Federal Aid Revenues		Special District Taxes	
<b>JUDICIARY</b>				Bank Corp. Taxes	
Municipal Courts	<b>37,090.00</b>	Sale of Acquired Property		Added and Omitted Taxes	<b>20,014.74</b>
<b>PUBLIC SAFETY</b>		Other Miscellaneous Revenues	<b>196,031.30</b>	Total Taxes Levied - ABSTRACT	<b>5,091,775.20</b>
Fire Protection	<b>40,768.00</b>		<b>Total</b>	Total Taxes Billed	<b>5,104,775.03</b>
Police Protection	<b>410,528.00</b>	Prior Years Surplus Appropriated	<b>291,795.00</b>	<b>TAXES COLLECTED</b>	<b>4,880,023.67</b>
Civil Defense & Disaster Control	<b>14,480.00</b>	<b>REVENUES TOTAL</b>	<b>5,851,467.80</b>	Taxes Cancelled, Abated or Adjusted	<b>5,009.04</b>
Environmental Inspection & Control	<b>23,362.00</b>	Reserve for Uncollected Taxes	<b>336,144.40</b>	Transfer to Tax Title Liens or Foreclosed	<b>7,848.60</b>
Other Public Safety		<b>CAPITAL OUTLAY TOTAL</b>	<b>587,877.66</b>	Ending Balance	<b>211,893.72</b>
<b>PUBLIC WORKS</b>		Public Enterprises	<b>99,285.68</b>	<b>PRIOR YEARS TAXES OUTSTANDING</b>	
Streets and Drainage	<b>42,034.32</b>	Recreation-Cultura	<b>5,018.60</b>	Beginning Balance	<b>183,953.75</b>
Sewers and Sewage Processing	<b>80,490.00</b>	Public Works	<b>483,010.45</b>	Collected	<b>145,602.78</b>
Garbage and Trash Disposal	<b>285,251.00</b>	Buildings and Grounds	<b>1,561.93</b>	Cancelled, Abated or Adjusted	
Public Buildings and Grounds	<b>30,470.00</b>	Library and Education		Transfers to Tax Title Liens or Forclosed	<b>2,511.59</b>
Other Public Works	<b>157,475.00</b>	Conservation		Ending Balance	<b>35,839.38</b>
<b>HEALTH and WELFARE</b>		All Other		<b>TAX TITLE LIENS OUTSTANDING</b>	
Health Services Except Environmental	<b>35,130.00</b>	<b>CAPITAL DEBT AUTHORIZED, ENDING BALANCE</b>		Beginning Balance	<b>24,076.58</b>
Welfare-Public Assistance	<b>7,846.00</b>	ISSUED AND UNISSUED		Transfer From Taxes	<b>10,673.00</b>
Hospital, Clinics, First Aid		School	<b>141,691</b>	Redeemed	<b>8,918.16</b>
Animal, Insect, & Rodent Control	<b>5,286.00</b>	Self-Liquidating	<b>2,366,878</b>	Cancelled, Abated or Adjusted	
Other Welfare Services		Other	<b>1,042,608</b>	Transfers to Forclosed Property	<b>1,577.99</b>
<b>RECREATION and CONSERVATION</b>		Total	<b>3,551,177</b>	Ending Balance	<b>24,253.43</b>
Beaches and Boardwalks		<b>ISSUED AND OUTSTANDING</b>		<b>PROPERTY ACQUIRED BY DEED OR FORECLOSURE</b>	
Perks, Playgrounds, Shade Trees	<b>3,415.00</b>	School	<b>141,691.57</b>	Beginning Balance	<b>339,122.01</b>
Land Reclamation & Conservation	<b>2,598.00</b>	Self-Liquidating	<b>2,365,400.11</b>	Transfers From Texas or Liens	<b>1,577.99</b>
Other Recreational Services	<b>11,125.00</b>	Other	<b>1,013,363.37</b>	Sale for Cash	
<b>EDUCATION (excluding schools)</b>		Total	<b>3,520,455.05</b>	Cancelled, Abated or Adjusted	
Libraries		<b>EQUALIZED VALUATION BASIS FOR NET DEBT COMPUTATION</b>		Ending Balance	<b>340,700.00</b>
Other Educational Services		<b>170,474,183</b>		<b>CURRENT FINANCES ENDING BALANCE ASSETS</b>	
<b>STATUTORY EXPENDITURES</b>		<b>REAL PROPERTY VALUATIONS</b>		Cash	<b>678,198.80</b>
Pensions & F. I. C. A.	<b>71,120.00</b>	Code	Class	# of Parcels	% VAL'N
Employee Fringe Benefits	<b>171,348.00</b>	1	Vacant Land	254	2.19
Other Statutory Expenditures	<b>2,500.00</b>	2	Residential	1269	87.96
<b>MUNICIPAL FUNCTIONS</b>		3	Farm		
CAPITAL IMPROVEMENTS	<b>10,000.00</b>	4a	Commercial	46	6.11
<b>DEBT SERVICE</b>		4b	Industrial	5	2.81
Principal Payments	<b>102,527.00</b>	4c	Apartments	6	.94
Interest Payments	<b>50,082.61</b>	Total		1580	
<b>DEFERRED CHARGES</b>			Land Area	1.70	Sq. Miles
SCHOOL, COUNTY, SPECIAL DISTRICT TAXES	<b>3,667,173.23</b>		Net Valuation Taxable-Municipal		<b>156,937,046</b>
RESERVE FOR UNCOLLECTED TAXES	<b>336,144.40</b>		Net Valuation Taxable-County		<b>170,921,122</b>
EXPENDITURES	<b>5,993,604.56</b>		State Equalized Valuation		<b>172,140,847</b>
			State Equalization Ratio		<b>91.13</b>
					<b>LIABILITIES, RESERVES, AND SURPLUS</b>
					Cash Liabilities
					Reserves for Receivables
					Surplus
					Total

1920

Population 1890 4,253  
 Population 1994 4,431  
 S & P Rating  
 Moody Rating

General Tax Rate Per \$100. 2.29  
 State Equalized Tax Rate 2.21

**STILLWATER TOWNSHIP - SUSSEX CO.**  
 Form of Government:  
**Township Committee**  
 Number of Members on Governing Body - 5

PER CAPITA:  
 Gross Debt 579.97  
 Net Debt 303.71  
 Debt Service 3.42  
 Total Tax Levy 1,231.20  
 Municipal Expenditures 502.83

PER CENT:  
 Gross Debt 1.05  
 Net Debt .55  
 Tax Levy Collected 93.58  
 Tax Levy Cancelled, Abated or Adjusted .06

EXPENDITURES-CURRENT YEAR		REVENUES REALIZED-CURRENT YEAR		PROPERTY TAXES-CURRENT YEAR		
<b>GENERAL GOVERNMENT</b>		<b>REVENUES REALIZED-CURRENT YEAR</b>		<b>STATE EQUALIZED TAX RATE</b>		
Governing Body & Public Boards		Property Taxes Collected	5,114,432.46	Local District School Taxes	.73 1,784,271.00	
Municipal Clerk		Payments in Lieu of Taxes	3,696.37	Regional & Consolidated School Tax	.62 1,505,610.23	
Financial Administration	56,152.00	Delinquent Tax & Lien Collections	390,652.21	School Taxes in Municipal Budget		
Assessment of Taxes	50,475.00	Business Personality Replacement Taxes	21,577.96	County Taxes	.46 * 1,116,923.67	
Collection of Taxes	40,382.00	Taxes from Public Utilities	211,186.00	County Library Taxes	.04 93,302.85	
Planning, Housing & Development	31,818.00	Other Miscellaneous Tax Revenue		Local Municipal Purpose Taxes	.36 877,867.42	
Human Resources	82,892.39	State Aid Revenues	200,133.64	Veteran & Senior Citizen Taxes		
Elections		Federal Aid Revenues		Total Taxes for Rate Computation	2.21 5,410,775.17	
General Administration (other)	348,081.00			Special District Taxes		
<b>JUDICIARY</b>		Sale of Acquired Property		Bank Corp. Taxes		
Municipal Courts	63,725.00	Other Miscellaneous Revenue	304,272.64	Added and Omitted Taxes	28,268.99	
<b>PUBLIC SAFETY</b>		Total	6,245,951.28	Total Taxes Levied - ABSTRACT	5,455,454.37	
Fire Protection	59,896.30	Prior Years Surplus Appropriated	400,000.00	Total Taxes Billed	5,465,525.62	
Police Protection	155,288.82	REVENUES TOTAL	6,645,951.28	TAXES COLLECTED	5,114,432.46	
Civil Defense & Disaster Control	2,248.00	Reserve For Uncollected Taxes	542,736.74	Taxes Cancelled, Abated or Adjusted	3,259.52	
Environmental Inspection & Control	54,417.00	<b>CAPITAL OUTLAY TOTAL</b>		Transfer to Tax Title Liens or Foreclosed	10,208.07	
Other Public Safety			559,310.53	Ending Balance	337,625.57	
<b>PUBLIC WORKS</b>		Public Enterprises		<b>PRIOR YEARS TAXES OUTSTANDING</b>		
Streets and Drainage	125,193.05	Recreation-Culture		Beginning Balance	393,493.53	
Sewers and Sewage Processing		Public Works	24,927.82	Collected	372,446.47	
Garbage and Trash Disposal	59,160.00	Buildings and Grounds	534,382.71	Cancelled, Abated or Adjusted	9,295.39	
Public Buildings and Grounds	24,000.00	Library and Education		Transfers to Tax Title Liens or Foreclosed	3,272.62	
Other Public Works	313,854.72	Conservation		Ending Balance	8,479.05	
<b>HEALTH and WELFARE</b>		All Other		<b>TAX TITLE LIENS OUTSTANDING</b>		
Health Services Except Environmental	7,752.00	<b>CAPITAL DEBT AUTHORIZED, ENDING BALANCE</b>		Beginning Balance	41,982.76	
Welfare-Public Assistance	2,560.00	ISSUED AND UNISSUED	GROSS DEBT	Transfer From Taxes	14,076.84	
Hospital, Clinics, First Aid		School	514,539	Redeemed	18,205.74	
Animal, Insect, & Rodent Control		Self-Liquidating		Cancelled, Abated or Adjusted		
Other Welfare Services		Other	2,055,328	Transfers to Foreclosed Property		
<b>RECREATION and CONSERVATION</b>		Total	2,569,867	Ending Balance	37,853.86	
Beaches and Boardwalks		<b>ISSUED AND OUTSTANDING</b>		<b>PROPERTY ACQUIRED BY DEED OR FORECLOSURE</b>		
Parks, Playgrounds, Shade Trees		School		Beginning Balance	1,080,400.00	
Land Reclamation & Conservation	24,486.44	Self-Liquidating	514,539.00	Transfers From Taxes or Liens		
Other Recreational Services	13,580.00	Other	1,407,978.53	Sale for Cash	11,333.00	
<b>EDUCATION (excluding schools)</b>		Total	1,922,517.53	Cancelled, Abated or Adjusted	4,467.00	
Libraries		<b>EQUALIZED VALUATION BASIS FOR NET DEBT COMPUTATION</b>		Ending Balance	1,064,600.00	
Other Educational Services		<b>REAL PROPERTY VALUATIONS</b>		<b>CURRENT FINANCES ENDING BALANCE ASSETS</b>		
<b>STATUTORY EXPENDITURES</b>		Code	Class	# of Parcels	% VAL'N	ASSESSED VALUATION
Pensions & F. I. C. A.	56,050.00	1	Vecant Land	612	4.77	11,124,000.00
Employee Fringe Benefits		2	Residential	1630	80.88	188,550,200.00
Other Statutory Expenditures	3,500.00	3	Farm	378	10.24	23,877,500.00
<b>MUNICIPAL FUNCTIONS TOTAL</b>		4a	Commercial	46	4.10	9,561,200.00
CAPITAL IMPROVEMENTS	* MEMO* 40,000.00	4b	Industrial			
<b>DEBT SERVICE</b>		4c	Apartments			
Principal Payments	10,803.59	Total	2666			233,112,900.00
Interest Payments	4,340.00	Land Area 27.35 Sq. Miles		Net Valuation Taxable-Municipal		234,121,388
<b>DEFERRED CHARGES</b>				Net Valuation Taxable-County		246,448,301
SCHOOL, COUNTY, SPECIAL DISTRICT TAXES	94,665.45			State Equalized Valuation		242,726,551
SCHOOL, COUNTY, SPECIAL DISTRICT TAXES	4,549,317.96			State Equalization Ratio		96.44
RESERVE FOR UNCOLLECTED TAXES	542,736.74					
EXPENDITURES TOTAL	6,777,375.46					

\*Includes County Health Service Taxes or County Open Space Tax. See Table 13.

Population 1990 **629**  
 Population 1994 **643**  
 S & P Rating  
 Moody Rating

General Tax Rate Par \$100. **2.11**  
 State Equalized Tax Rate **2.02**

**STOCKTON BOROUGH - HUNTERDON CO.**

Form of Government:  
**Borough Council**

Number of Members on Governing Body - 6

PER CAPITA:

Gross Debt **958.45**  
 Net Debt **34.60**  
 Debt Service **39.89**  
 Total Tax Levy **1,354.00**  
 Municipal Expenditures **527.14**

PER CENT:

Gross Debt **1.50**  
 Net Debt **.05**  
 Tax Levy Collected **95.23**  
 Tax Levy Cancelled, Abated or Adjusted

EXPENDITURES-CURRENT YEAR		REVENUES REALIZED-CURRENT YEAR			PROPERTY TAXES-CURRENT YEAR	
<b>GENERAL GOVERNMENT</b>		<b>REVENUES REALIZED-CURRENT YEAR</b>			<b>STATE EQUALIZED TAX RATE</b>	
Governing Body & Public Boards	9,790.00	Property Taxes Collected	829,830.59	Local District School Taxes	.74	317,949.50
Municipal Clerk	5,580.00	Payments In Lieu of Taxes		Regional & Consolidated School Tax	.57	246,372.40
Financial Administration	10,510.00	Delinquent Tax & Lien Collections	55,354.23	School Taxes in Municipal Budget		
Assessment of Taxes	3,600.00	Business Personality Replacement Taxes	5,690.00	County Taxes	.31	135,754.30
Collection of Taxes	6,465.00	Taxes from Public Utilities	31,618.00	County Library Taxes	.03	12,547.81
Planning, Housing & Development	4,630.00	Other Miscellaneous Tax Revenues		Local Municipal Purpose Taxes	.37	158,000.00
Human Resources		State Aid Revenues	25,950.88	Veteran & Senior Citizen Taxes		7,400.00
Elections	880.00	Federal Aid Revenues		Total Taxes for Rate Computation	2.02	878,024.01
General Administration (other)	31,300.00			Special District Taxes		
<b>JUDICIARY</b>		Sale of Acquired Property	30,283.13	Bank Corp. Taxes		
Municipal Courts	8,240.00	Other Miscellaneous Revenues	58,701.00	Added and Omitted Taxes		
<b>PUBLIC SAFETY</b>		Total	978,726.83	Total Taxes Levied - ABSTRACT		870,624.01
Fire Protection	14,532.00	Prior Years Surplus Appropriated	58,701.00	Total Taxes Billed		871,362.48
Police Protection	3,230.00	REVENUES TOTAL	1,037,427.83	TAXES COLLECTED		829,830.59
Civil Defense & Disaster Control	25.00	Reserve For Uncollected Taxes	68,796.10	Taxes Cancelled, Abated or Adjusted		
Environmental Inspection & Control	5,160.00	<b>CAPITAL OUTLAY TOTAL</b>		Transfer to Tax Title Liens or Foreclosed		
Other Public Safety			3,325.07	Ending Balance		41,531.89
<b>PUBLIC WORKS</b>		Public Enterprises	2,500.00	<b>PRIOR YEARS TAXES OUTSTANDING</b>		
Streets and Drainage	34,114.77	Recreation-Cultura	825.07	Beginning Balance		56,146.13
Sewers and Sewage Processing		Public Works		Collected		56,133.40
Garbage and Trash Disposal	74,000.00	Buildings and Grounds		Cancelled, Abated or Adjusted		12.73
Public Buildings and Grounds	7,240.00	Library and Education		Transfers to Tax Title Liens or Foreclosed		
Other Public Works		Conservation		Ending Balance		
<b>HEALTH and WELFARE</b>		All Other		<b>TAX TITLE LIENS OUTSTANDING</b>		
Health Services Except Environmental	1,635.00	<b>CAPITAL DEBT AUTHORIZED, ENDING BALANCE</b>			Beginning Balance	
Welfare-Public Assistance	185.00	ISSUED AND UNISSUED	GROSS DEBT	NET DEBT		
Hospital, Clinics, First Aid		School	100,191			
Animal, Insect, & Rodent Control	400.00	Self-Liquidating	493,844			
Other Welfare Services		Other	22,250	22,250		
<b>RECREATION and CONSERVATION</b>		Total	616,285	22,250		
Beeches and Boardwalks		<b>ISSUED AND OUTSTANDING</b>			<b>PROPERTY ACQUIRED BY DEED OR FORECLOSURE</b>	
Parks, Playgrounds, Shada Traas		School		100,191.48	Beginning Balance	
Land Reclamation & Conservation	11,560.00	Self-Liquidating		493,844.32	Transfers From Taxes or Liens	
Other Recreational Services	6,500.00	Other		22,250.00	Sale for Cash	
<b>EDUCATION (excluding schools)</b>		Total		616,285.80	Cancelled, Abated or Adjusted	
Libraries		<b>EQUALIZED VALUATION BASIS FOR NET DEBT COMPUTATION</b>			Ending Balance	
Other Educational Services				41,197,042	<b>CURRENT FINANCES ENDING BALANCE</b>	
<b>STATUTORY EXPENDITURES</b>		<b>REAL PROPERTY VALUATIONS</b>			<b>ASSETS</b>	
Pensions & F. I. C. A.	4,900.00	Code	Class	# of Parcels	% VAL'N	ASSESSED VALUATION
Employee Fringe Benefits		1	Vacant Land	21	2.82	1,158,600.00
Other Statutory Expenditures	25.00	2	Residential	200	78.99	32,489,200.00
<b>MUNICIPAL FUNCTIONS</b>		3	Fern	8	1.08	444,300.00
<b>TOTAL</b>		4a	Commercial	27	15.32	6,301,900.00
<b>*MEMO*</b>		4b	Industrial	1	.39	162,000.00
<b>CAPITAL IMPROVEMENTS</b>		4c	Apartments	2	1.40	577,300.00
<b>DEBT SERVICE</b>		Total		259		41,133,300.00
Principal Payments	22,250.00	Land Area	.55	Sq. Miles		
Interest Payments	3,400.00	Net Valuation Taxable-Municipal				41,296,800
<b>DEFERRED CHARGES</b>		Nat Valuation Taxable-County				42,373,382
SCHOOL, COUNTY, SPECIAL DISTRICT TAXES	712,624.01	State Equalized Valuation				43,171,969
RESERVE FOR UNCOLLECTED TAXES	68,796.10	State Equalization Ratio				95.64
<b>EXPENDITURES TOTAL</b>						164,085.53
						LIABILITIES, RESERVES, AND SURPLUS
						Cash Liabilities
						36,826.68
						Reservas for Recavalbas
						44,169.32
						Surplus
						83,089.53
						Total
						164,085.53

0510  
 Population 1990 1,025  
 Population 1994 1,027  
 S & P Rating  
 Moody Rating A

General Tax Rate Per \$100. 1.20  
 State Equalized Tax Rate 1.05

STONE HARBOR BORO. - CAPE MAY CO.  
 Form of Government:  
 Borough Council  
 Number of Members on Governing Body - 6

PER CAPITA:  
 Gross Debt 7,245.51  
 Net Debt 5,985.98  
 Debt Service 1,178.71  
 Total Tax Levy 132.90  
 Municipal Expenditures 6,604.40

PER CENT:  
 Gross Debt .74  
 Net Debt .61  
 Tax Levy Collected 96.51  
 Tax Levy Cancelled, Abated or Adjusted .15

EXPENDITURES-CURRENT YEAR		REVENUES REALIZED-CURRENT YEAR		PROPERTY TAXES-CURRENT YEAR	
<b>GENERAL GOVERNMENT</b>		<b>REVENUES REALIZED-CURRENT YEAR</b>		<b>STATE EQUALIZED TAX RATE</b>	
Governing Body & Public Boards		Property Taxes Collected	10,095,800.43	Local District School Taxes	.12 1,210,860.00
Municipal Clerk		Payments In Lieu of Taxes		Regional & Consolidated School Tax	
Financial Administration	15,800.00	Delinquent Tax & Lien Collections	334,559.35	School Taxes In Municipal Budget	
Assessment of Taxes	33,000.00	Business Personality Replacement Taxes	20,603.92	County Taxes	.43 * 4,319,604.74
Collection of Taxes	35,470.00	Taxes from Public Utilities	251,562.00	County Library Taxes	.03 273,059.52
Planning, Housing & Development	12,640.00	Other Miscellaneous Tax Revenues		Local Municipal Purpose Taxes	.46 4,573,355.04
Human Resources	52,719.00	State Aid Revenues	104,075.92	Veteran & Senior Citizen Taxes	17,950.00
Elections	1,700.00	Federal Aid Revenues		Total Taxes for Rate Computation	1.04 10,394,829.30
General Administration (other)	1,013,454.00			Special District Taxes	
<b>JUDICIARY</b>		Sale of Acquired Property	1,387,697.26	Bank Corp. Taxes	
Municipal Courts	76,669.63	Other Miscellaneous Revenues	12,194,298.88	Added and Omitted Taxes	29,606.73
<b>PUBLIC SAFETY</b>		Total	12,764,298.88	Total Taxes Levied - ABSTRACT	10,406,486.03
Fire Protection	83,672.00	Prior Years Surplus Appropriated	570,000.00	Total Taxes Billed	10,460,812.55
Police Protection	1,172,125.15	<b>REVENUES TOTAL</b>	12,764,298.88	<b>TAXES COLLECTED</b>	10,095,800.43
Civil Defense & Disaster Control	5,555.00	Reserve For Uncollected Taxes	373,237.76	Taxes Cancelled, Abated or Adjusted	16,084.80
Environmental Inspection & Control	91,300.00	<b>CAPITAL OUTLAY TOTAL</b>	1,270,004.18	Transfer to Tax Title Liens or Foreclosed	
Other Public Safety				Ending Balance	348,927.32
<b>PUBLIC WORKS</b>		Public Enterprises	77,164.12	<b>PRIOR YEARS TAXES OUTSTANDING</b>	
Streets and Drainage	135,615.34	Recreation-Culture	246,333.53	Beginning Balance	338,326.44
Sewers and Sewage Processing	179,854.00	Public Works	410,832.77	Collected	334,559.35
Garbage and Trash Disposal	532,086.00	Buildings and Grounds	535,673.76	Cancelled, Abated or Adjusted	3,767.09
Public Buildings and Grounds	359,200.00	Library and Education		Transfers to Tax Title Liens or Foreclosed	
Other Public Works	124,600.00	Conservation		Ending Balance	
<b>HEALTH and WELFARE</b>		All Other		<b>TAX TITLE LIENS OUTSTANDING</b>	
Health Services Except Environmental	2,500.00			Beginning Balance	
Welfare-Public Assistance	950.00	<b>CAPITAL DEBT AUTHORIZED, ENDING BALANCE</b>		Transfer From Taxes	
Hospital, Clinics, First Aid		ISSUED AND UNISSUED		Redeemed	
Animal, Insect, & Rodent Control	1,650.00	School		Cancelled, Abated or Adjusted	
Other Welfare Services		Self-Liquidating	1,290,500	Transfers to Foreclosed Property	
<b>RECREATION and CONSERVATION</b>		Other	6,150,642	Ending Balance	
Beeches and Boardwalks	384,070.00	Total	7,441,142	PROPERTY ACQUIRED BY DEED OR	
Perks, Playgrounds, Shade Trees	78,465.00			FORECLOSURE	
Land Reclamation & Conservation		ISSUED AND OUTSTANDING		Beginning Balance	
Other Recreational Services	14,850.00	School		Transfers From Taxes or Liens	
<b>EDUCATION (excluding schools)</b>		Self-Liquidating	788,200.00	Sale for Cash	
Libraries		Other	5,784,800.00	Cancelled, Abated or Adjusted	
Other Educational Services		Total	6,573,000.00	Ending Balance	
<b>STATUTORY EXPENDITURES</b>		<b>EQUALIZED VALUATION BASIS</b>		<b>CURRENT FINANCES ENDING BALANCE</b>	
Pensions & F. I. C. A.	293,963.00	FOR NET DEBT COMPUTATION	1,005,678,373	<b>ASSETS</b>	
Employee Fringe Benefits	484,529.00	<b>REAL PROPERTY VALUATIONS</b>		Cash	2,661,115.83
Other Statutory Expenditures	12,500.00	Code Class # of Parcels % VAL'N		Taxes Receivable	348,927.32
<b>MUNICIPAL FUNCTIONS</b>		1 Vacant Land 72 2.01	ASSESSED VALUATION	Tax Title Liens	
<b>CAPITAL IMPROVEMENTS</b>		2 Residential 2796 88.95	17,484,200.00	Foreclosed Property	121,521.00
<b>DEBT SERVICE</b>		3 Farm	772,387,600.00	Emergencies & Other Deferred Charges	
Principal Payments	850,000.00	4e Commercial 188 8.94	77,651,100.00	State and Federal Aid Receivable	496.79
Interest Payments	360,539.60	4b Industrial		Other Receivables	
<b>DEFERRED CHARGES</b>		4c Apartments 2 .09	806,500.00	Total	3,132,060.94
SCHOOL, COUNTY, SPECIAL DISTRICT TAXES	5,803,524.26	Total	868,329,400.00	<b>LIABILITIES, RESERVES, AND SURPLUS</b>	
RESERVE FOR UNCOLLECTED TAXES	373,237.76	Land Area 1.24 Sq. Miles		Cash Liabilities	1,052,270.45
<b>EXPENDITURES</b>		Net Valuation Taxable-Municipal	869,303,682	Reserves for Receivables	470,448.32
		Net Valuation Taxable-County	1,007,012,430	Surplus	1,609,342.17
		State Equalized Valuation	997,908,151	Total	3,132,060.94
		State Equalization Ratio	87.10		

Population 1990 1,437  
 Population 1994 1,485  
 S & P Rating  
 Moody Rating

General Tax Rate Per \$100. 2.72  
 State Equalized Tax Rate 2.37

**STOW CREEK TWP. - CUMBERLAND CO.**  
 Form of Government:  
**Township Committee**  
 Number of Members on Governing Body - 3

PER CAPITA:  
 Gross Debt 178.62  
 Net Debt  
 Debt Service  
 Total Tax Levy 831.68  
 Municipal Expenditures 345.52

PER CENT:  
 Gross Debt .53  
 Net Debt  
 Tax Levy Collected 15.72  
 Tax Levy Cancelled, Abated or Adjusted .14

EXPENDITURES-CURRENT YEAR		REVENUES REALIZED-CURRENT YEAR		PROPERTY TAXES-CURRENT YEAR	
<b>GENERAL GOVERNMENT</b>		<b>REVENUES REALIZED-CURRENT YEAR</b>		<b>PROPERTY TAXES-CURRENT YEAR</b>	
Governing Body & Public Boards		Property Taxes Collected	194,202.00	STATE EQUALIZED TAX RATE	
Municipal Clerk		Payments in Lieu of Taxes		Local District School Taxes	.86 442,401.00
Financial Administration	20,300.00	Delinquent Tax & Lien Collections	117,325.00	Regional & Consolidated School Tax	.46 237,958.85
Assessment of Taxes	9,240.00	Business Personalty Replacement Taxes	20,760.00	School Taxes in Municipal Budget	
Collection of Taxes	8,240.00	Taxes from Public Utilities	81,704.00	County Taxes	1.05 * 542,795.20
Planning, Housing & Development	8,440.00	Other Miscellaneous Tax Revenues		County Library Taxes	
Human Resources	4,000.00	State Aid Revenues	72,601.00	Local Municipal Purpose Taxes	
Elections		Federal Aid Revenues		Veteran & Senior Citizen Taxes	13,900.00
General Administration (other)	79,600.00	Sale of Acquired Property		Total Taxes for Rate Computation	2.37 1,237,055.05
<b>JUDICIARY</b>		Other Miscellaneous Revenues		Special District Taxes	
Municipal Courts	8,860.00	Total	537,094.00	Bank Corp. Taxes	
<b>PUBLIC SAFETY</b>		Prior Years Surplus Appropriated	270,429.00	Added and Omitted Taxes	11,883.00
Fire Protection	27,232.00	<b>REVENUES TOTAL</b>	<b>807,523.00</b>	Total Taxes Levied - ABSTRACT	1,235,038.05
Police Protection	4,500.00	Reserve For Uncollected Taxes	154,500.00	Total Taxes Billed	1,235,354.00
Civil Defense & Disaster Control	4,000.00	<b>CAPITAL OUTLAY TOTAL</b>	<b>100,000.00</b>	<b>TAXES COLLECTED</b>	<b>194,202.00</b>
Environmental Inspection & Control	10,580.00	Public Enterprises		Taxes Cancelled, Abated or Adjusted	1,789.00
Other Public Safety		Recreation-Culture		Transfer to Tax Title Liens or Foreclosed	9,258.00
<b>PUBLIC WORKS</b>		Public Works		Ending Balance	130,105.00
Streets and Drainage	30,098.00	Buildings and Grounds	100,000.00	<b>PRIOR YEARS TAXES OUTSTANDING</b>	
Sewers and Sewage Processing		Library and Education		Beginning Balance	116,063.00
Garbage and Trash Disposal	103,200.00	Conservation		Collected	114,474.00
Public Buildings and Grounds	23,250.00	All Other		Cancelled, Abated or Adjusted	
Other Public Works		<b>CAPITAL DEBT AUTHORIZED, ENDING BALANCE</b>		Transfers to Tax Title Liens or Foreclosed	1,589.00
<b>HEALTH and WELFARE</b>		ISSUED AND UNISSUED		Ending Balance	
Health Services Except Environmental	240.00	School	265,258	<b>TAX TITLE LIENS OUTSTANDING</b>	
Welfare-Public Assistance	3,460.00	Self-Liquidating		Beginning Balance	15,691.00
Hospital, Clinics, First Aid	200.00	Other		Transfer From Taxes	11,086.00
Animal, Insect, & Rodent Control	3,060.00	Total	265,258	Redeemed	2,851.00
Other Welfare Services		ISSUED AND OUTSTANDING		Cancelled, Abated or Adjusted	
<b>RECREATION and CONSERVATION</b>		School	265,258.00	Transfers to Foreclosed Property	
Beeches and Boardwalks		Self-Liquidating		Ending Balance	23,926.00
Parks, Playgrounds, Shade Trees		Other		<b>PROPERTY ACQUIRED BY DEED OR FORECLOSURE</b>	
Land Reclamation & Conservation		Total	265,258.00	Beginning Balance	8,100.00
Other Recreational Services		EQUALIZED VALUATION BASIS FOR NET DEBT COMPUTATION	50,395,208	Transfers From Taxes or Liens	
<b>EDUCATION (excluding schools)</b>		<b>REAL PROPERTY VALUATIONS</b>		Sale for Cash	
Libraries		Code Class # of Percels % VAL'N		Cancelled, Abated or Adjusted	
Other Educational Services		1 Vacent Land 63 .98	432,400.00	Transfers to Foreclosed Property	
<b>STATUTORY EXPENDITURES</b>		2 Residential 345 58.26	25,809,100.00	Ending Balance	8,100.00
Pensions & F. I. C. A.	10,000.00	3 Farm 489 36.07	15,982,100.00	<b>CURRENT FINANCES ENDING BALANCE</b>	
Employee Fringe Benefits		4e Commercial 14 4.68	2,074,200.00	<b>ASSETS</b>	
Other Statutory Expenditures	100.00	4b Industrial		Cash	850,622.00
<b>MUNICIPAL FUNCTIONS</b>		4c Apartments		Taxes Receivable	130,105.00
<b>CAPITAL IMPROVEMENTS</b>		Total 911	44,297,800.00	Tax Title Liens	23,926.00
<b>DEBT SERVICE</b>		Land Area 18.90 Sq. Miles		Foreclosed Property	8,100.00
Principal Payments		Net Valuation Taxable-Municipal	44,982,401	Emergencies & Other Deferred Charges	
Interest Payments		Net Valuation Taxable-County	52,944,522	State and Federal Aid Receivable	19,130.00
<b>DEFERRED CHARGES</b>		State Equalized Valuation	51,479,005	Other Receivables	3,411.00
SCHOOL, COUNTY, SPECIAL DISTRICT TAXES	1,223,155.05	State Equalization Ratio	87.21	Total	1,035,294.00
RESERVE FOR UNCOLLECTED TAXES	154,500.00			<b>LIABILITIES, RESERVES, AND SURPLUS</b>	
<b>EXPENDITURES TOTAL</b>	<b>1,736,255.05</b>			Cash Liabilities	471,136.00
				Reserves for Receivables	176,932.00
				Surplus	387,226.00
				Total	1,035,294.00

0432

Population 1990 7,614  
 Population 1984 7,551  
 S & P Rating  
 Moody Rating BAA1

General Tax Rate Per \$100. 2.67  
 State Equalized Tax Rate 2.95

**STRATFORD BOROUGH - CAMDEN COUNTY**  
 Form of Government:  
**Borough Council**  
 Number of Members on Governing Body - 6

PER CAPITA: PER CENT:  
 Gross Debt 555.35 Gross Debt 1.54  
 Net Debt 159.71 Net Debt .44  
 Debt Service 27.29 Tax Levy Collected 96.03  
 Total Tax Levy 1,051.62 Tax Levy Cancelled, Abated or Adjusted .11  
 Municipal Expenditures 396.38

EXPENDITURES-CURRENT YEAR		REVENUES REALIZED-CURRENT YEAR			PROPERTY TAXES-CURRENT YEAR	
<b>GENERAL GOVERNMENT</b>		<b>REVENUES REALIZED-CURRENT YEAR</b>			<b>STATE EQUALIZED TAX RATE</b>	
Governing Body & Public Boards		Property Taxes Collected	7,631,764.09	Local District School Taxes	1.15	3,086,073.00
Municipal Clerk		Payments in Lieu of Taxes	17,329.60	Regional & Consolidated School Tax	.51	1,372,150.78
Financial Administration	42,006.00	Delinquent Tax & Lien Collections	235,516.01	School Taxes in Municipal Budget		
Assessment of Taxes	13,115.00	Business Personality Replacement Taxes	59,597.72	County Taxes	.88 *	2,356,665.29
Collection of Taxes	17,919.89	Taxes from Public Utilities	442,349.00	County Library Taxes		
Planning, Housing & Development	5,695.93	Other Miscellaneous Tax Revenues		Local Municipal Purpose Taxes	.41	1,104,840.41
Human Resources	136,616.69	State Aid Revenues	480,914.73	Veteran & Senior Citizen Taxes		80,600.00
Elections	3,282.44	Federal Aid Revenues		Total Taxes for Rate Computation	2.95	8,000,329.48
General Administration (other)	290,587.71			Special District Taxes		
<b>JUDICIARY</b>		Sale of Acquired Property		Bank Corp. Taxes		
Municipal Courts	64,299.27	Other Miscellaneous Revenues	298,891.49	Added and Omitted Taxes		21,056.52
<b>PUBLIC SAFETY</b>		Total	9,166,362.64	Total Taxes Levied - ABSTRACT		7,940,786.00
Fire Protection	94,912.00	Prior Years Surplus Appropriated	553,000.00	Total Taxes Billed		7,947,581.21
Police Protection	598,625.29	REVENUES TOTAL	9,719,362.64	<b>TAXES COLLECTED</b>		7,631,764.09
Civil Defense & Disaster Control	2,000.00	Reserve For Uncollected Taxes	369,771.51	Taxes Cancelled, Abated or Adjusted		8,983.26
Environmental Inspection & Control				Transfer to Tax Title Liens or Foreclosed		13,808.54
Other Public Safety		<b>CAPITAL OUTLAY TOTAL</b>	149,648.42	Ending Balance		293,025.32
<b>PUBLIC WORKS</b>				<b>PRIOR YEARS TAXES OUTSTANDING</b>		
Streets and Drainage	226,863.23	Public Enterprises		Beginning Balance		289,077.42
Sewers and Sewage Processing		Recreation-Culture		Collected		235,516.01
Garbage and Trash Disposal	400,222.27	Public Works	149,648.42	Cancelled, Abated or Adjusted		
Public Buildings and Grounds	25,000.00	Buildings and Grounds		Transfers to Tax Title Liens or Foreclosed		
Other Public Works	18,037.00	Library and Education		Ending Balance		53,561.41
<b>HEALTH and WELFARE</b>		Conservation		<b>TAX TITLE LIENS OUTSTANDING</b>		
Health Services Except Environmental	3,210.00	All Other		Beginning Balance		69,362.48
Welfare-Public Assistance	2,649.70			Transfer From Taxes		13,808.54
Hospital, Clinics, First Aid		<b>CAPITAL DEBT AUTHORIZED, ENDING BALANCE</b>		Redeemed		
Animal, Insect, & Rodent Control	10.00	ISSUED AND UNISSUED		Cancelled, Abated or Adjusted		
Other Welfare Services		School	2,987,465	Transfers to Foreclosed Property		
<b>RECREATION and CONSERVATION</b>		Self-Liquidating		Ending Balance		83,171.02
Beaches and Boardwalks		Other	1,206,000	<b>PROPERTY ACQUIRED BY DEED OR FORECLOSURE</b>		
Perks, Playgrounds, Shade Trees	33,660.00	Total	4,193,465	Beginning Balance		12,863.00
Land Reclamation & Conservation	4,313.49	ISSUED AND OUTSTANDING		Transfers From Taxes or Liens		
Other Recreational Services	2,461.11	School	2,987,465.45	Sale for Cash		
<b>EDUCATION (excluding schools)</b>		Self-Liquidating		Cancelled, Abated or Adjusted		
Libraries	91,346.00	Other	1,206,000.00	Ending Balance		12,863.00
Other Educational Services		Total	4,193,465.45	<b>CURRENT FINANCES ENDING BALANCE</b>		
<b>STATUTORY EXPENDITURES</b>		EQUALIZED VALUATION BASIS FOR NET DEBT COMPUTATION	273,096,875	<b>ASSETS</b>		
Pensions & F. I. C. A.	128,738.15	<b>REAL PROPERTY VALUATIONS</b>		Cash		683,110.55
Employee Fringe Benefits	207,150.36	Code Class # of Parcels % VAL'N ASSESSED VALUATION		Taxes Receivable		346,586.73
Other Statutory Expenditures	4,514.34	1 Vacant Land 53 .54 1,582,400.00		Tax Title Liens		83,171.02
<b>MUNICIPAL FUNCTIONS</b>		2 Residential 2094 74.61 219,659,200.00		Foreclosed Property		12,863.00
<b>CAPITAL IMPROVEMENTS</b>		3 Farm 59,746,002.00		Emergencies & Other Deferred Charges		
<b>DEBT SERVICE</b>		4e Commercial 119 20.29		State and Federal Aid Receivable		
Principal Payments	150,000.00	4b Industrial 11 4.56		Other Receivables		693,086.72
Interest Payments	56,050.00	4c Apartments 2277		Total		1,818,818.02
		Total		<b>LIABILITIES, RESERVES, AND SURPLUS</b>		
<b>DEFERRED CHARGES</b>		Land Area 1.59 Sq. Miles		Cash Liabilities		325,188.09
SCHOOL, COUNTY, SPECIAL DISTRICT TAXES	6,814,889.07	Net Valuation Taxable-Municipal	296,429,505	Reserves for Receivables		1,135,707.47
RESERVE FOR UNCOLLECTED TAXES	369,771.51	Net Valuation Taxable-County	276,166,530	Surplus		357,922.46
<b>EXPENDITURES</b>		State Equalized Valuation	268,889,333	Total		1,818,818.02
		State Equalization Ratio	110.32			

\*Includes County Health Service Taxes or County Open Space Tax. See Table 13.

2018

Population 1990 **19,757**  
 Population 1994 **19,660**  
 S & P Rating **AAA**  
 Moody Rating **AAA**

General Tax Rate Per \$100. **1.72**  
 State Equalized Tax Rate **1.73**

**SUMMIT CITY - UNION COUNTY**  
 Form of Government:  
**City Charter Act (P.L. 1899 c. 52)**  
 Number of Members on Governing Body - 7

PER CAPITA:  
 Gross Debt **1,408.34**  
 Net Debt **1,259.22**  
 Debt Service **169.20**  
 Total Tax Levy **2,546.29**  
 Municipal Expenditures **1,281.64**

PER CENT:  
 Gross Debt **1.01**  
 Net Debt **.90**  
 Tax Levy Collected **98.42**  
 Tax Levy Cancelled, Abated or Adjusted **.37**

EXPENDITURES-CURRENT YEAR		REVENUES REALIZED-CURRENT YEAR		PROPERTY TAXES-CURRENT YEAR	
<b>GENERAL GOVERNMENT</b>		<b>REVENUES REALIZED-CURRENT YEAR</b>		<b>PROPERTY TAXES-CURRENT YEAR</b>	
Governing Body & Public Boards		Property Taxes Collected	49,562,306.29	STATE EQUALIZED TAX RATE	
Municipal Clerk	312,475.00	Payments in Lieu of Taxes		Local District School Taxes	.76 21,811,236.00
Financial Administration	204,675.00	Delinquent Tax & Lien Collections	563,069.09	Regional & Consolidated School Tax	
Assessment of Taxes	110,950.00	Business Personality Replacement Taxes	429,229.96	School Taxes in Municipal Budget	.03 775,856.50
Collection of Taxes	102,350.00	Taxes from Public Utilities	2,763,499.00	County Taxes	.46 * 13,393,135.23
Planning, Housing & Development	27,927.00	Other Miscellaneous Tax Revenues		County Library Taxes	
Human Resources	171,761.68	State Aid Revenues	793,904.00	Local Municipal Purpose Taxes	.48 13,948,755.26
Elections		Federal Aid Revenues		Veteran & Senior Citizen Taxes	
General Administration (other)	1,828,977.00			Total Taxes for Rate Computation	1.73 50,026,762.99
<b>JUDICIARY</b>		Sale of Acquired Property		Special District Taxes	100,000.00
Municipal Courts	247,819.11	Other Miscellaneous Revenues	2,842,822.52	Bank Corp. Taxes	
<b>PUBLIC SAFETY</b>				Added and Omitted Taxes	31,079.81
Fire Protection	2,373,909.00	Total	56,954,830.86	Total Taxes Levied - ABSTRACT	50,060,092.80
Police Protection	3,353,512.00	Prior Years Surplus Appropriated	4,250,000.00	Total Taxes Billed	50,358,116.39
Civil Defense & Disaster Control	14,710.00	REVENUES	61,204,830.86	TAXES COLLECTED	49,562,306.29
Environmental Inspection & Control	349,610.00	Reserve For Uncollected Taxes	3,868,829.66	Taxes Cancelled, Abated or Adjusted	187,983.53
Other Public Safety				Transfer to Tax Title Liens or Foreclosed	9,336.81
<b>PUBLIC WORKS</b>		CAPITAL OUTLAY	5,199,922.16	Ending Balance	598,489.75
Streets and Drainage	909,103.22	Public Enterprises	384,716.38	<b>PRIOR YEARS TAXES OUTSTANDING</b>	
Sewers and Sewage Processing	1,558,702.00	Recreation-Culture	2,033.94	Beginning Balance	553,138.32
Garbage and Trash Disposal	580,000.00	Public Works	542,529.00	Collected	531,111.76
Public Buildings and Grounds	417,375.00	Buildings and Grounds	4,213,803.53	Cancelled, Abated or Adjusted	
Other Public Works	197,250.00	Library and Education	56,839.31	Transfers to Tax Title Liens or Foreclosed	
<b>HEALTH and WELFARE</b>		Conservation		Ending Balance	22,026.56
Health Services Except Environmental	346,866.00	All Other		<b>TAX TITLE LIENS OUTSTANDING</b>	
Welfare-Public Assistance	30,145.00			Beginning Balance	57,618.17
Hospital, Clinics, First Aid		<b>CAPITAL DEBT AUTHORIZED, ENDING BALANCE</b>		Transfer From Taxes	9,193.22
Animal, Insect, & Rodent Control	28,716.00	ISSUED AND UNISSUED		Redeemed	31,957.33
Other Welfare Services		School	2,931,600	Cancelled, Abated or Adjusted	
<b>RECREATION and CONSERVATION</b>		Self-Liquidating	1,302,187	Transfers to Foreclosed Property	2,384.94
Beeches and Boardwalks		Other	23,454,089	Ending Balance	32,469.12
Perks, Playgrounds, Shade Trees	340,750.00	Total	27,687,877	PROPERTY ACQUIRED BY DEED OR FORECLOSURE	
Land Reclamation & Conservation	16,826.53	ISSUED AND OUTSTANDING		Beginning Balance	10,571.47
Other Recreational Services	722,075.00	School	2,774,000.00	Transfers From Taxes or Liens	2,528.53
<b>EDUCATION (excluding schools)</b>		Self-Liquidating	1,000,000.00	Sale for Cash	
Libraries	1,025,124.00	Other	17,062,000.00	Cancelled, Abated or Adjusted	
Other Educational Services		Total	20,836,000.00	Ending Balance	13,100.00
<b>STATUTORY EXPENDITURES</b>		<b>EQUALIZED VALUATION BASIS FOR NET DEBT COMPUTATION</b>		<b>CURRENT FINANCES ENDING BALANCE</b>	
Pensions & F. I. C. A.	1,173,174.00	<b>REAL PROPERTY VALUATIONS</b>		<b>ASSETS</b>	
Employee Fringe Benefits	1,403,222.00	Code	Class	# of Parcels	% VAL'N
Other Statutory Expenditures		1	Vacant Land	114	.54
<b>MUNICIPAL FUNCTIONS</b>		2	Residential	5951	77.57
TOTAL	17,848,004.54	3	Fern		
<b>CAPITAL IMPROVEMENTS</b>		4e	Commercial	351	11.56
*MEMO*	275,000.00	4b	Industrial	15	7.70
<b>DEBT SERVICE</b>		4c	Apartments	46	2.64
Principal Payments	2,042,000.00	Total	6477		
Interest Payments	1,284,514.25	Land Area	6.00	Sq. Miles	
TYPE I SCHL DEBT *MEMO	700,886.50	Net Valuation Taxable-Municipal	2,902,780,013		
DEFERRED CHARGES	153,700.00	Net Valuation Taxable-County	2,838,831,551		
SCHOOL, COUNTY, SPECIAL DISTRICT TAXES	36,080,257.73	State Equalized Valuation	2,882,405,528		
RESERVE FOR UNCOLLECTED TAXES	3,868,829.66	State Equalization Ratio	100.72		
EXPENDITURES	TOTAL				
	61,277,306.18				
				<b>LIABILITIES, RESERVES, AND SURPLUS</b>	
				Cash Liabilities	3,808,373.98
				Reserves for Receivables	690,303.69
				Surplus	5,976,141.80
				Total	10,474,819.47

\*Includes County Health Service Taxes or County Open Specie Tax. See Table 13.

1531

Population 1990 1,375  
 Population 1994 1,427  
 S & P Rating  
 Moody Rating AAA

General Tax Rate Per \$100. 1.30  
 State Equalized Tax Rate 1.33

**SURF CITY BOROUGH - OCEAN COUNTY**  
 Form of Government:  
**Borough Council**  
 Number of Members on Governing Body - 6

PER CAPITA:  
 Gross Debt 3,668.81  
 Net Debt 1,669.76  
 Debt Service 53.26  
 Total Tax Levy 4,170.75  
 Municipal Expenditures 2,390.70

PER CENT:  
 Gross Debt 1.15  
 Net Debt .52  
 Tax Levy Collected 96.15  
 Tax Levy Cancelled, Abated or Adjusted .13

EXPENDITURES-CURRENT YEAR		REVENUES REALIZED-CURRENT YEAR			PROPERTY TAXES-CURRENT YEAR	
<b>GENERAL GOVERNMENT</b>		<b>REVENUES REALIZED-CURRENT YEAR</b>			<b>STATE EQUALIZED TAX RATE</b> ↓	
Governing Body & Public Boards		Property Taxes Collected	5,722,232.90		Local District School Taxes	
Municipal Clerk		Payments In Lieu of Taxes			Regional & Consolidated School Tax	.31 1,374,701.31
Financial Administration	43,054.78	Delinquent Tax & Lien Collections	272,212.51		School Taxes in Municipal Budget	.11 502,898.68
Assessment of Taxes	29,300.00	Business Personalty Replacement Taxes	10,951.68		County Taxes	.47 * 2,065,644.87
Collection of Taxes	79,950.00	Taxes from Public Utilities	165,545.00		County Library Taxes	.04 183,002.01
Planning, Housing & Development	28,170.00	Other Miscellaneous Tax Revenues			Local Municipal Purpose Taxes	.41 1,799,000.00
Human Resources	50,701.00	State Aid Revenues	66,625.50		Veteran & Senior Citizen Taxes	28,250.00
Elections		Federal Aid Revenues			Total Taxes for Rate Computation	1.34 5,953,496.87
General Administration (other)	259,100.00				Special District Taxes	
<b>JUDICIARY</b>		Sale of Acquired Property			Bank Corp. Taxes	
Municipal Courts	38,200.00	Other Miscellaneous Revenues	483,134.69		Added and Omitted Taxes	26,418.37
<b>PUBLIC SAFETY</b>		Total	6,720,702.28		Total Taxes Levied - ABSTRACT	5,951,665.24
Fire Protection	968.90	Prior Years Surplus Appropriated	830,000.00		Total Taxes Billed	5,951,665.24
Police Protection	618,158.89	<b>REVENUES TOTAL</b>	<b>7,550,702.28</b>		<b>TAXES COLLECTED</b>	<b>5,722,232.90</b>
Civil Defense & Disaster Control	3,500.00	Reserve For Uncollected Taxes	422,421.88		Taxes Cancelled, Abated or Adjusted	7,913.83
Environmental Inspection & Control	14,500.00	<b>CAPITAL OUTLAY TOTAL</b>	<b>435,864.91</b>		Transfer to Tax Title Liens or Foreclosed	
Other Public Safety		Public Enterprises	206,551.36		Ending Balance	221,518.51
<b>PUBLIC WORKS</b>		Recreation-Culture	54,334.27		<b>PRIOR YEARS TAXES OUTSTANDING</b>	
Streets and Drainage	176,444.61	Public Works	106,592.28		Beginning Balance	272,212.51
Sewers and Sewage Processing	99,800.00	Buildings and Grounds	68,387.00		Collected	272,212.51
Garbage and Trash Disposal	384,200.00	Library and Education			Cancelled, Abated or Adjusted	
Public Buildings and Grounds	59,500.00	Conservation			Transfers to Tax Title Liens or Foreclosed	
Other Public Works	59,000.00	All Other			Ending Balance	
<b>HEALTH and WELFARE</b>		<b>CAPITAL DEBT AUTHORIZED, ENDING BALANCE</b>			<b>TAX TITLE LIENS OUTSTANDING</b>	
Health Services Except Environmental	41,400.00	ISSUED AND UNISSUED	GROSS DEBT	NET DEBT	Beginning Balance	76.78
Welfare-Public Assistance	6,300.00	School	1,870,606		Transfer From Taxes	
Hospital, Clinics, First Aid	5,000.00	Self-Liquidating	2,135,727	1,125,146	Redeemed	
Animal, Insect, & Rodent Control	6,250.00	Other	1,229,056	1,229,056	Cancelled, Abated or Adjusted	
Other Welfare Services		Total	5,235,390	2,354,202	Transfers to Foreclosed Property	
<b>RECREATION and CONSERVATION</b>		ISSUED AND OUTSTANDING			Ending Balance	76.78
Beaches and Boardwalks	105,800.00	School	475,856.04		<b>PROPERTY ACQUIRED BY DEED OR FORECLOSURE</b>	
Parks, Playgrounds, Shade Trees	169,400.00	Self-Liquidating	2,009,000.00		Beginning Balance	4,725.00
Land Reclamation & Conservation		Other	863,500.00		Transfers From Taxes or Liens	
Other Recreational Services	5,100.00	Total	3,348,356.04		Sale for Cash	
<b>EDUCATION (excluding schools)</b>		<b>EQUALIZED VALUATION BASIS FOR NET DEBT COMPUTATION</b>	<b>453,418,221</b>		Cancelled, Abated or Adjusted	
Libraries	100.00	<b>REAL PROPERTY VALUATIONS</b>			Ending Balance	4,725.00
Other Educational Services		Code Class # of Parcels % VAL'N ASSESSED VALUATION			<b>CURRENT FINANCES ENDING BALANCE ASSETS</b>	
<b>STATUTORY EXPENDITURES</b>		1 Vacant Land 83 2.35 10,586,100.00			Cash	1,469,773.21
Pensions & F. I. C. A.	149,000.00	2 Residential 2029 90.54 407,469,650.00			Taxes Receivable	221,518.51
Employee Fringe Benefits	330,000.00	3 Farm 94 7.11 31,989,100.00			Tax Title Liens	76.78
Other Statutory Expenditures	4,000.00	4a Commercial 4b Industrial 4c Apartments			Foreclosed Property	4,725.00
<b>MUNICIPAL FUNCTIONS TOTAL</b>	<b>2,764,898.18</b>	Total 2206 450,044,850.00			Emergencies & Other Deferred Charges	2,000.00
<b>CAPITAL IMPROVEMENTS *MEMO*</b>	<b>5,000.00</b>	Land Area .65 Sq. Miles			State and Federal Aid Receivable	
<b>DEBT SERVICE</b>		Net Valuation Taxable-Municipal	453,372,917		Other Receivables	21,060.76
Principal Payments	76,000.00	Net Valuation Taxable-County	458,819,199		Total	1,719,154.26
Interest Payments		State Equalized Valuation	443,340,631		<b>LIABILITIES, RESERVES, AND SURPLUS</b>	
<b>DEFERRED CHARGES</b>	<b>148,210.55</b>	State Equalization Ratio 102.28			Cash Liabilities	730,661.38
SCHOOL, COUNTY, SPECIAL DISTRICT TAXES	4,126,246.87				Reserves for Receivables	247,381.05
RESERVE FOR UNCOLLECTED TAXES	422,421.88				Surplus	741,111.83
<b>EXPENDITURES TOTAL</b>	<b>7,537,777.48</b>				Total	1,719,154.26

\*Includes County Health Service Taxes or County Open Space Tax. See Table 13.

1921

Population 1990 2,201  
 Population 1994 2,265  
 S & P Rating  
 Moody Rating

General Tax Rate Per \$100. 3.28  
 State Equalized Tax Rate 2.40

**SUSSEX BOROUGH - SUSSEX COUNTY**  
 Form of Government:  
**Borough Council**  
 Number of Members on Governing Body - 6

PER CAPITA: Gross Debt 6,179.54 PER CENT: Gross Debt 17.01  
 Net Debt 441.86 Net Debt 1.22  
 Debt Service 16.14 Tax Levy Collected 92.17  
 Total Tax Levy 833.99 Tax Levy Cancelled, Abated or Adjusted 1.75  
 Municipal Expenditures 466.83

EXPENDITURES-CURRENT YEAR		REVENUES REALIZED-CURRENT YEAR		PROPERTY TAXES-CURRENT YEAR	
<b>GENERAL GOVERNMENT</b>		<b>REVENUES REALIZED-CURRENT YEAR</b>		<b>PROPERTY TAXES-CURRENT YEAR</b>	
Governing Body & Public Boards		Property Taxes Collected	1,745,126.10	STATE EQUALIZED TAX RATE	→
Municipal Clerk		Payments in Lieu of Taxes		Local District School Taxes	
Financial Administration	31,185.00	Delinquent Tax & Lien Collections	105,384.61	Regional & Consolidated School Tax	1.62 1,275,747.50
Assessment of Taxes	19,445.00	Business Parsonality Replacement Taxes	38,013.20	School Taxes in Municipal Budget	
Collection of Taxes	17,830.00	Texas from Public Utilities	91,237.00	County Taxes	0.41 * 321,656.14
Planning, Housing & Development	19,913.00	Other Miscellaneous Tax Revenues		County Library Taxes	0.04 28,681.56
Human Resources	4,000.00	State Aid Revenues	435,388.58	Local Municipal Purpose Taxes	0.33 262,600.00
Elections	650.00	Federal Aid Revenues		Veteran & Senior Citizen Taxes	13,100.00
General Administration (other)	183,952.00			Total Texas for Rate Computation	2.40 1,901,785.20
<b>JUDICIARY</b>		Sale of Acquired Property	172,280.80	Special District Taxes	
Municipal Courts	26,075.00	Other Miscellaneous Revenues		Bank Corp. Taxes	
<b>PUBLIC SAFETY</b>		Total	2,587,430.29	Added and Omitted Taxes	292.81
Fire Protection	23,367.00	Prior Years Surplus Appropriated	100,000.00	Total Texas Levied - ABSTRACT	1,888,978.01
Police Protection	101,571.00	REVENUES TOTAL	2,687,430.29	Total Texas Billad	1,893,459.98
Civil Defense & Disaster Control	655.00	Reserve For Uncollected Taxes	168,098.00	TAXES COLLECTED	1,745,126.10
Environmental Inspection & Control	34,639.00	CAPITAL OUTLAY TOTAL	1,166,378.32	Taxes Cancelled, Abated or Adjusted	33,219.13
Other Public Safety		Public Enterprises	1,115,274.91	Transfer to Tax Title Liens or Foreclosed	12,571.09
<b>PUBLIC WORKS</b>		Recreation-Culture	875.00	Ending Balance	102,543.66
Streets and Drainage	251,283.00	Public Works		<b>PRIOR YEARS TAXES OUTSTANDING</b>	
Sewers and Sewage Processing	6,400.00	Buildings and Grounds	50,228.41	Beginning Balance	110,728.67
Garbage and Trash Disposal	9,400.00	Library and Education		Collected	102,793.61
Public Buildings and Grounds	21,828.00	Conservation		Cancelled, Abated or Adjusted	
Other Public Works	1,000.00	All Other		Transfers to Tax Title Liens or Foreclosed	
<b>HEALTH and WELFARE</b>		CAPITAL DEBT AUTHORIZED, ENDING BALANCE		Ending Balance	7,935.06
Health Services Except Environmental	6,350.00	ISSUED AND UNISSUED		TAX TITLE LIENS OUTSTANDING	
Welfare-Public Assistance	7,525.00	School	1,048,857	Beginning Balance	39,858.06
Hospital, Clinics, First Aid		Self-Liquidating	11,946,980	Transfer From Taxes	12,571.09
Animal, Insect, & Rodent Control	3,099.00	Other	1,000,816	Redeemed	2,591.00
Other Welfare Services		Total	13,996,654	Cancelled, Abated or Adjusted	
<b>RECREATION and CONSERVATION</b>		ISSUED AND OUTSTANDING		Transfers to Foreclosed Property	
Beeches and Boardwalks		School	1,048,857.65	Ending Balance	49,838.15
Parks, Playgrounds, Shade Trees		Self-Liquidating	6,220,989.24	PROPERTY ACQUIRED BY DEED OR	
Land Reclamation & Conservation	504.88	Other	865,663.44	FORECLOSURE	
Other Recreational Services	9,851.00	Total	8,135,510.33	Beginning Balance	729,200.00
<b>EDUCATION (excluding schools)</b>		EQUALIZED VALUATION BASIS		Transfers From Taxes or Liens	
Libraries	1,711.00	FOR NET DEBT COMPUTATION	82,282,027	Sale for Cash	
Other Educational Services		REAL PROPERTY VALUATIONS		Cancelled, Abated or Adjusted	
<b>STATUTORY EXPENDITURES</b>		Code Class # of Parcels % VAL'N	ASSESSED VALUATION	Ending Balance	729,200.00
Pensions & F. I. C. A.	24,436.00	1 Vacant Land 63 1.69	954,700.00	<b>CURRENT FINANCES ENDING BALANCE</b>	
Employee Fringe Benefits	34,550.00	2 Residential 432 61.90	34,997,500.00	ASSETS	
Other Statutory Expenditures	1,500.00	3 Farm 4 .38	217,700.00	Cash	411,301.85
<b>MUNICIPAL FUNCTIONS</b>		4e Commercial 79 24.72	13,977,100.00	Taxes Receivable	110,478.72
<b>CAPITAL IMPROVEMENTS</b>		4b Industrial 3 .58	328,800.00	Tax Title Liens	49,838.15
<b>DEBT SERVICE</b>		4c Apartments 5 10.72	6,061,900.00	Foreclosed Property	729,200.00
Principal Payments	19,642.56	Total 586	56,537,700.00	Emergencies & Other Deferred Charges	
Interest Payments	16,919.50	Land Area .75 Sq. Miles		State and Federal Aid Receivable	
<b>DEFERRED CHARGES</b>		Net Valuation Taxable-Municipal	57,543,075	Other Receivables	88,830.11
SCHOOL, COUNTY, SPECIAL DISTRICT TAXES	1,626,085.20	Net Valuation Taxable-County	82,460,916	Total	1,389,648.83
RESERVE FOR UNCOLLECTED TAXES	168,098.00	State Equalized Valuation	78,211,028	<b>LIABILITIES, RESERVES, AND SURPLUS</b>	
EXPENDITURES TOTAL	2,683,465.14	State Equalization Ratio	73.23	Cash Liabilities	263,050.15
				Reserves for Receivables	978,346.99
				Surplus	148,251.70
				Total	1,389,648.83

\*Includes County Health Service Taxes or County Open Space Tax See Table 13

0817

Population 1990 2,024  
 Population 1994 2,039  
 S & P Rating  
 Moody Rating BAA

General Tax Rate Per \$100. 2.40  
 State Equalized Tax Rate 2.33

**SWEDSBORO BORO. - GLOUCESTER CO.**

Form of Government:  
**Borough Council**

Number of Members on Governing Body - 6

PER CAPITA:		PER CENT:	
Gross Debt	1,166.03	Gross Debt	3.38
Net Debt	157.82	Net Debt	.46
Debt Service	18.78	Tax Levy Collected	87.53
Total Tax Levy	846.68	Tax Levy Cancelled, Abated or Adjusted	.31
Municipal Expenditures	561.93		

EXPENDITURES-CURRENT YEAR		REVENUES REALIZED-CURRENT YEAR		PROPERTY TAXES-CURRENT YEAR	
<b>GENERAL GOVERNMENT</b>		<b>REVENUES REALIZED-CURRENT YEAR</b>		<b>PROPERTY TAXES-CURRENT YEAR</b>	
Governing Body & Public Boards	8,950.00	Property Taxes Collected	1,655,478.62	<b>STATE EQUALIZED TAX RATE</b>	
Municipal Clerk	31,300.00	Payments in Lieu of Taxes		Local District School Taxes	.80
Financial Administration	26,850.00	Delinquent Tax & Lien Collections	287,805.87	Regional & Consolidated School Tax	.48
Assessment of Taxes	11,875.00	Business Personality Replacement Taxes	86,783.12	School Taxes in Municipal Budget	
Collection of Taxes	11,175.00	Taxes from Public Utilities	105,914.00	County Taxes	.65 *
Planning, Housing & Development	4,670.00	Other Miscellaneous Tax Revenues		County Library Taxes	.04
Human Resources	93,871.00	State Aid Revenues	182,442.94	Local Municipal Purpose Taxes	.55
Elections	711.31	Federat Aid Revenues		Veteran & Senior Citizen Taxes	
General Administration (other)	123,901.90	Sale of Acquired Property	45,000.00	Total Taxes for Rate Computation	2.32
<b>JUDICIARY</b>		Other Miscellaneous Revenues	165,403.91	Special District Taxes	13,861.17
Municipal Courts	29,000.00	Total	2,528,828.46	Bank Corp. Taxes	
<b>PUBLIC SAFETY</b>		Prior Years Surplus Appropriated	24,302.00	Added and Omitted Taxes	2,930.65
Fire Protection	36,892.84	<b>REVENUES TOTAL</b>	2,553,130.46	Total Taxes Levied - ABSTRACT	1,726,373.42
Police Protection	183,953.10	Reserve For Uncollected Taxes	307,517.37	Total Taxes Billed	1,891,237.92
Civil Defense & Disaster Control	692.71	<b>CAPITAL OUTLAY TOTAL</b>		<b>TAXES COLLECTED</b>	1,655,478.62
Environmental Inspection & Control	19,789.24	Public Enterprises	25,902.46	Taxes Cancelled, Abated or Adjusted	5,934.88
Other Public Safety		Recreation-Culture		Transfers to Tax Title Liens or Foreclosed	44,303.85
<b>PUBLIC WORKS</b>		Public Works	70,018.66	Ending Balance	185,520.57
Streets and Drainage	67,491.55	Buildings and Grounds		<b>PRIOR YEARS TAXES OUTSTANDING</b>	
Sewers and Sewage Processing		Library and Education		Beginning Balance	223,937.19
Garbage and Trash Disposal		Conservation		Collected	214,073.46
Public Buildings and Grounds	29,132.00	All Other		Cancelled, Abated or Adjusted	667.37
Other Public Works	6,300.00	<b>CAPITAL DEBT AUTHORIZED, ENDING BALANCE</b>		Transfers to Tax Title Liens or Foreclosed	1,864.35
<b>HEALTH and WELFARE</b>		ISSUED AND UNISSUED	GROSS DEBT	NET DEBT	7,332.01
Health Services Except Environmental	1,934.90	School	909,726	<b>TAX TITLE LIENS OUTSTANDING</b>	
Welfare-Public Assistance	4,400.00	Self-Liquidating	1,146,000	Beginning Balance	233,537.79
Hospital, Clinics, First Aid		Other	321,805	Transfer From Taxes	46,168.20
Animal, Insect, & Rodent Control	75.00	Total	2,377,531	Redeemed	73,732.41
Other Welfare Services		<b>ISSUED AND OUTSTANDING</b>		Cancelled, Abated or Adjusted	
<b>RECREATION and CONSERVATION</b>		School	872,473.89	Transfers to Foreclosed Property	
Beeches and Boardwalks		Self-Liquidating	1,146,000.00	Ending Balance	205,973.58
Parks, Playgrounds, Shade Trees	7,200.00	Other	308,580.00	<b>PROPERTY ACQUIRED BY DEED OR FORECLOSURE</b>	
Land Reclamation & Conservation		Total	2,327,053.89	Beginning Balance	224,250.00
Other Recreational Services	3,453.96	<b>EQUALIZED VALUATION BASIS FOR NET DEBT COMPUTATION</b>		Transfers From Taxes or Liens	
<b>EDUCATION (excluding schools)</b>		<b>REAL PROPERTY VALUATIONS</b>		Sale for Cash	45,000.00
Libraries	6,500.00	Code	Class	# of Parcels	% VAL'N
Other Educational Services		1	Vacant Land	74	2.00
<b>STATUTORY EXPENDITURES</b>		2	Residential	596	75.82
Pensions & F. I. C. A.	34,200.00	3	Fern	10	.61
Employee Fringe Benefits	42,600.00	4a	Commercial	77	18.98
Other Statutory Expenditures	1,000.00	4b	Industrial	3	1.09
<b>MUNICIPAL FUNCTIONS</b>		4c	Apertments	8	1.50
TOTAL	787,919.51	Total	768		
<b>CAPITAL IMPROVEMENTS</b>		Land Area		.77	Sq. Miles
*MEMO*	12,000.00	Net Valuation Taxable-Municipal		71,256,878	
<b>DEBT SERVICE</b>		Net Valuation Taxable-County		77,773,632	
Principal Payments	27,690.00	State Equalized Valuation		73,377,849	
Interest Payments	10,607.55	State Equalization Ratio		96.94	
<b>DEFERRED CHARGES</b>		<b>REAL PROPERTY VALUATIONS</b>		<b>ASSESSED VALUATION</b>	
SCHOOL, COUNTY, SPECIAL DISTRICT TAXES	1,317,621.15	Code	Class	# of Parcels	% VAL'N
RESERVE FOR UNCOLLECTED TAXES	307,517.37	1	Vacant Land	74	2.00
<b>EXPENDITURES TOTAL</b>	2,463,388.05	2	Residential	596	75.82
		3	Fern	10	.61
		4a	Commercial	77	18.98
		4b	Industrial	3	1.09
		4c	Apertments	8	1.50
		Total	768		
		Land Area		.77	Sq. Miles
		Net Valuation Taxable-Municipal		71,256,878	
		Net Valuation Taxable-County		77,773,632	
		State Equalized Valuation		73,377,849	
		State Equalization Ratio		96.94	
		<b>REAL PROPERTY VALUATIONS</b>		<b>ASSESSED VALUATION</b>	
		Code	Class	# of Parcels	% VAL'N
		1	Vacant Land	74	2.00
		2	Residential	596	75.82
		3	Fern	10	.61
		4a	Commercial	77	18.98
		4b	Industrial	3	1.09
		4c	Apertments	8	1.50
		Total	768		
		Land Area		.77	Sq. Miles
		Net Valuation Taxable-Municipal		71,256,878	
		Net Valuation Taxable-County		77,773,632	
		State Equalized Valuation		73,377,849	
		State Equalization Ratio		96.94	
		<b>REAL PROPERTY VALUATIONS</b>		<b>ASSESSED VALUATION</b>	
		Code	Class	# of Parcels	% VAL'N
		1	Vacant Land	74	2.00
		2	Residential	596	75.82
		3	Fern	10	.61
		4a	Commercial	77	18.98
		4b	Industrial	3	1.09
		4c	Apertments	8	1.50
		Total	768		
		Land Area		.77	Sq. Miles
		Net Valuation Taxable-Municipal		71,256,878	
		Net Valuation Taxable-County		77,773,632	
		State Equalized Valuation		73,377,849	
		State Equalization Ratio		96.94	
		<b>REAL PROPERTY VALUATIONS</b>		<b>ASSESSED VALUATION</b>	
		Code	Class	# of Parcels	% VAL'N
		1	Vacant Land	74	2.00
		2	Residential	596	75.82
		3	Fern	10	.61
		4a	Commercial	77	18.98
		4b	Industrial	3	1.09
		4c	Apertments	8	1.50
		Total	768		
		Land Area		.77	Sq. Miles
		Net Valuation Taxable-Municipal		71,256,878	
		Net Valuation Taxable-County		77,773,632	
		State Equalized Valuation		73,377,849	
		State Equalization Ratio		96.94	
		<b>REAL PROPERTY VALUATIONS</b>		<b>ASSESSED VALUATION</b>	
		Code	Class	# of Parcels	% VAL'N
		1	Vacant Land	74	2.00
		2	Residential	596	75.82
		3	Fern	10	.61
		4a	Commercial	77	18.98
		4b	Industrial	3	1.09
		4c	Apertments	8	1.50
		Total	768		
		Land Area		.77	Sq. Miles
		Net Valuation Taxable-Municipal		71,256,878	
		Net Valuation Taxable-County		77,773,632	
		State Equalized Valuation		73,377,849	
		State Equalization Ratio		96.94	
		<b>REAL PROPERTY VALUATIONS</b>		<b>ASSESSED VALUATION</b>	
		Code	Class	# of Parcels	% VAL'N
		1	Vacant Land	74	2.00
		2	Residential	596	75.82
		3	Fern	10	.61
		4a	Commercial	77	18.98
		4b	Industrial	3	1.09
		4c	Apertments	8	1.50
		Total	768		
		Land Area		.77	Sq. Miles
		Net Valuation Taxable-Municipal		71,256,878	
		Net Valuation Taxable-County		77,773,632	
		State Equalized Valuation		73,377,849	
		State Equalization Ratio		96.94	
		<b>REAL PROPERTY VALUATIONS</b>		<b>ASSESSED VALUATION</b>	
		Code	Class	# of Parcels	% VAL'N
		1	Vacant Land	74	2.00
		2	Residential	596	75.82
		3	Fern	10	.61
		4a	Commercial	77	18.98
		4b	Industrial	3	1.09
		4c	Apertments	8	1.50
		Total	768		
		Land Area		.77	Sq. Miles
		Net Valuation Taxable-Municipal		71,256,878	
		Net Valuation Taxable-County		77,773,632	
		State Equalized Valuation		73,377,849	
		State Equalization Ratio		96.94	
		<b>REAL PROPERTY VALUATIONS</b>		<b>ASSESSED VALUATION</b>	
		Code	Class	# of Parcels	% VAL'N
		1	Vacant Land	74	2.00
		2	Residential	596	75.82
		3	Fern	10	.61
		4a	Commercial	77	18.98
		4b	Industrial	3	1.09
		4c	Apertments	8	1.50
		Total	768		
		Land Area		.77	Sq. Miles
		Net Valuation Taxable-Municipal		71,256,878	
		Net Valuation Taxable-County		77,773,632	
		State Equalized Valuation		73,377,849	
		State Equalization Ratio		96.94	
		<b>REAL PROPERTY VALUATIONS</b>		<b>ASSESSED VALUATION</b>	
		Code	Class	# of Parcels	% VAL'N
		1	Vacant Land	74	2.00
		2	Residential	596	75.82
		3	Fern	10	.61
		4a	Commercial	77	18.98
		4b	Industrial	3	1.09
		4c	Apertments	8	1.50
		Total	768		
		Land Area		.77	Sq. Miles
		Net Valuation Taxable-Municipal		71,256,878	
		Net Valuation Taxable-County		77,773,632	
		State Equalized Valuation		73,377,849	
		State Equalization Ratio		96.94	
		<b>REAL PROPERTY VALUATIONS</b>		<b>ASSESSED VALUATION</b>	
		Code	Class	# of Parcels	% VAL'N
		1	Vacant Land	74	2.00
		2	Residential	596	75.82
		3	Fern	10	.61
		4a	Commercial	77	18.98
		4b	Industrial	3	1.09
		4c	Apertments	8	1.50
		Total	768		
		Land Area		.77	Sq. Miles
		Net Valuation Taxable-Municipal		71,256,878	
		Net Valuation Taxable-County		77,773,632	
		State Equalized Valuation		73,377,849	
		State Equalization Ratio		96.94	
		<b>REAL PROPERTY VALUATIONS</b>		<b>ASSESSED VALUATION</b>	
		Code	Class	# of Parcels	% VAL'N
		1	Vacant Land	74	2.00
		2	Residential	596	75.82
		3	Fern	10	.61
		4a	Commercial	77	18.98
		4b	Industrial	3	1.09
		4c	Apertments	8	1.50
		Total	768		
		Land Area		.77	Sq. Miles
		Net Valuation Taxable-Municipal		71,256,878	
		Net Valuation Taxable-County		77,773,632	
		State Equalized Valuation		73,377,849	
		State Equalization Ratio		96.94	
		<b>REAL PROPERTY VALUATIONS</b>		<b>ASSESSED VALUATION</b>	
		Code	Class	# of Parcels	% VAL'N
		1	Vacant Land	74	2.00
		2	Residential	596	75.82
		3	Fern	10	.61
		4a	Commercial	77	18.98
		4b	Industrial	3	1.09
		4c	Apertments	8	1.50
		Total	768		

0335

Population 1990 **7,360**  
 Population 1994 **7,511**  
 S & P Rating  
 Moody Rating **A**

General Tax Rate Per \$100. **2.06**  
 State Equalized Tax Rate **2.06**

**TABERNAACLE TWP. - BURLINGTON CO.**  
 Form of Government:  
**Township Committee**  
 Number of Members on Governing Body - 3

PER CAPITA:  
 Gross Dabt **684.59** Gross Debt **1.48**  
 Net Dabt **466.05** Net Debt **1.01**  
 Dabt Service **85.52** Tax Levy Collected **94.70**  
 Total Tax Levy **1,024.86** Tax Levy Cancelled, Abated  
 Municipal Expendituras **350.39** or Adjusted **.27**

EXPENDITURES-CURRENT YEAR		REVENUES REALIZED-CURRENT YEAR		PROPERTY TAXES-CURRENT YEAR	
<b>GENERAL GOVERNMENT</b>		<b>REVENUES REALIZED-CURRENT YEAR</b>		<b>STATE EQUALIZED TAX RATE</b>	
Governing Body & Public Boards		Property Taxes Collected	<b>7,293,782.00</b>	Local District School Taxes	<b>1.01</b> <b>3,632,623.00</b>
Municipal Clerk		Payments in Lieu of Taxes		Regional & Consolidated School Tax	<b>.41</b> <b>1,479,659.73</b>
Financial Administration	<b>72,848.00</b>	Delinquent Tax & Lien Collections	<b>441,651.00</b>	School Taxes in Municipal Budget	
Assessment of Taxes	<b>26,250.00</b>	Business Personalty Replacement Taxes	<b>14,853.00</b>	County Taxes	<b>.50</b> * <b>1,793,716.81</b>
Collection of Taxes	<b>26,634.00</b>	Taxes from Public Utilities	<b>368,395.00</b>	County Library Taxes	<b>.03</b> <b>117,606.90</b>
Planning, Housing & Development	<b>19,785.00</b>	Other Miscellaneous Tax Revenues		Local Municipal Purpose Taxes	<b>.10</b> <b>373,312.00</b>
Human Resources	<b>27,354.00</b>	State Aid Revenues	<b>304,403.00</b>	Valaran & Sanlor Citizen Taxes	<b>34,750.00</b>
Elections		Federal Aid Revenues		Total Taxes for Rate Computation	<b>2.05</b> <b>7,431,668.44</b>
General Administration (other)	<b>283,072.00</b>			Special District Taxes	<b>213,479.00</b>
<b>JUDICIARY</b>		Sale of Acquired Property	<b>315,279.00</b>	Bank Corp. Taxes	
Municipal Courts	<b>21,384.00</b>	Other Miscellaneous Revenues	<b>8,738,363.00</b>	Added end Ormittad Taxes	<b>87,338.00</b>
<b>PUBLIC SAFETY</b>		Prior Yaers Surplus Appropriated	<b>1,038,000.00</b>	Total Taxes Laviad - ABSTRACT	<b>7,697,735.44</b>
Fire Protection		REVENUES	<b>9,776,363.00</b>	Total Taxes Billad	<b>7,702,132.00</b>
Police Protection	<b>45,000.00</b>	REVENUES	<b>9,776,363.00</b>	TAXES COLLECTED	<b>7,293,782.00</b>
Civil Defense & Disaster Control	<b>2,160.00</b>	Rasarve For Uncollected Taxes	<b>536,058.00</b>	Taxes Cancelled, Abated or Adjustad	<b>21,036.00</b>
Environmental Inspection & Control	<b>54,000.00</b>	<b>CAPITAL OUTLAY</b>		Transfer to Tax Title Liens or Foreclosed	<b>25,983.00</b>
Other Public Safety			<b>944,794.00</b>	Ending Balance	<b>361,331.00</b>
<b>PUBLIC WORKS</b>		Public Entarprisas		<b>PRIOR YEARS TAXES OUTSTANDING</b>	
Streets end Dreinege	<b>28,091.00</b>	Recreation-Culture	<b>806,888.00</b>	Beginning Balance	<b>458,450.00</b>
Sewers end Sewage Processing	<b>6,500.00</b>	Public Works	<b>47,442.00</b>	Collected	<b>405,711.00</b>
Gerbage end Trash Disposol	<b>286,000.00</b>	Buildings end Grounds	<b>90,464.00</b>	Cancelled, Abated or Adjusted	
Public Buildings end Grounds	<b>70,000.00</b>	Library and Education		Transfers to Tax Title Liens or Foreclosed	<b>8,890.00</b>
Other Public Works	<b>375,000.00</b>	Conservation		Ending Balance	<b>43,849.00</b>
<b>HEALTH end WELFARE</b>		All Other		<b>TAX TITLE LIENS OUTSTANDING</b>	
Health Services Except Environmental	<b>800.00</b>	<b>CAPITAL DEBT AUTHORIZED, ENDING BALANCE</b>		Beginning Balance	<b>121,804.00</b>
Welfare-Public Assistance	<b>2,000.00</b>	ISSUED AND UNISSUED		Transfer From Taxes	<b>35,516.00</b>
Hospital, Clinics, First Aid		School	<b>1,641,425</b>	Redeemed	<b>35,940.00</b>
Animal, Insect, & Rodent Control	<b>1,000.00</b>	Self-Liquidating		Cancelled, Abated or Adjustad	
Other Welfare Services		Other	<b>3,500,518</b>	Transfers to Foreclosed Property	
<b>RECREATION and CONSERVATION</b>		Total	<b>5,141,943</b>	Ending Balance	<b>121,380.00</b>
Beeches end Boardwelks		<b>ISSUED AND OUTSTANDING</b>		<b>PROPERTY ACQUIRED BY DEED OR FORECLOSURE</b>	
Perks, Pleygrounds, Shede Trees		School	<b>1,641,425.73</b>	Beginning Balance	<b>375,878.00</b>
Land Reclamation & Conservation		Self-Liquidating		Transfers From Taxes or Liens	
Other Recraetional Services	<b>4,500.00</b>	Other	<b>3,500,518.00</b>	Seia for Cash	
<b>EDUCATION (excluding schools)</b>		Total	<b>5,141,943.73</b>	Cancelled, Abated or Adjusted	
Libraries		<b>EQUALIZED VALUATION BASIS</b>		Ending Balance	<b>375,878.00</b>
Other Educational Services		<b>FOR NET DEBT COMPUTATION</b>		<b>CURRENT FINANCES ENDING BALANCE</b>	
<b>STATUTORY EXPENDITURES</b>				<b>ASSETS</b>	
Pensions & F. I. C. A.	<b>52,000.00</b>	<b>REAL PROPERTY VALUATIONS</b>		Cash	<b>2,548,183.00</b>
Employee Fringe Benefits	<b>47,500.00</b>	Code	Class	# of Parcels	% VAL'N
Other Statutory Expenditures	<b>1,500.00</b>	1	Vecat Land	449	3.53
<b>MUNICIPAL FUNCTIONS</b>		2	Residentiel	2104	90.64
TOTAL	<b>1,453,378.00</b>	3	Farm	259	3.04
<b>CAPITAL IMPROVEMENTS</b>		4e	Commerciel	51	2.67
<b>* MEMO *</b>		4b	Industriel	3	.12
<b>DEBT SERVICE</b>		4c	Apertments		
Prinpal Payments	<b>466,494.00</b>	Total	<b>2866</b>		
Interest Payments	<b>175,816.00</b>	Land Area <b>47.64</b> Sq. Miles			
<b>DEFERRED CHARGES</b>		Net Valuation Taxable-Municipal	<b>358,680,770</b>	<b>LIABILITIES, RESERVES, AND SURPLUS</b>	
SCHOOL, COUNTY, SPECIAL DISTRICT TAXES	<b>7,237,085.44</b>	Net Valuation Taxable-County	<b>351,127,009</b>	Cash Liabilites	<b>1,410,501.00</b>
RESERVE FOR UNCOLLECTED TAXES	<b>536,058.00</b>	State Equalized Valuation	<b>358,966,793</b>	Resarves for Receivables	<b>906,378.00</b>
EXPENDITURES	<b>9,868,831.44</b>	State Equalization Ratio	<b>99.92</b>	Surplus	<b>1,152,713.00</b>
				Total	<b>3,469,792.00</b>

0433

Population 1990 **35**  
 Population 1994 **12**  
 S & P Rating  
 Moody Rating

General Tax Rate Per \$100. **2.45**  
 State Equalized Tax Rate **2.45**

**TAVISTOCK BOROUGH - CAMDEN COUNTY**  
 Form of Government:  
**Commission (1911)**  
 Number of Members on Governing Body - 3

PER CAPITA:  
 Gross Debt  
 Net Debt  
 Debt Service  
 Total Tax Levy **5,938.84**  
 Municipal Expenditures **3,145.92**

PER CENT:  
 Gross Debt  
 Net Debt  
 Tax Levy Collected **100.00**  
 Tax Levy Cancelled, Abated or Adjusted

EXPENDITURES-CURRENT YEAR		REVENUES REALIZED-CURRENT YEAR		PROPERTY TAXES-CURRENT YEAR	
<b>GENERAL GOVERNMENT</b>		<b>REVENUES REALIZED-CURRENT YEAR</b>		<b>PROPERTY TAXES-CURRENT YEAR</b>	
Governing Body & Public Boards		Property Taxes Collected	71,266.00	STATE EQUALIZED TAX RATE	
Municipal Clerk		Payments In Lieu of Taxes		Local District School Taxes	.38 13,900.00
Financial Administration	5,932.00	Delinquent Tax & Lien Collections		Regional & Consolidated School Tax	
Assessment of Taxes	518.00	Business Personally Replacement Taxes	579.00	School Taxes In Municipal Budget	
Collection of Taxes	650.00	Taxes from Public Utilities		County Taxes	.89 * 25,884.37
Planning, Housing & Development		Other Miscellaneous Tax Revenues		County Library Taxes	.03 1,012.71
Human Resources		State Aid Revenues	3,841.00	Local Municipal Purpose Taxes	1.05 30,469.00
Elections	1,757.00	Federal Aid Revenues		Veteran & Senior Citizen Taxes	
General Administration (other)	14,343.00			Total Taxes for Rate Computation	2.45 71,266.08
<b>JUDICIARY</b>		Sole of Acquired Property		Special District Taxes	
Municipal Courts		Other Miscellaneous Revenues	1,048.00	Bank Corp. Taxes	
<b>PUBLIC SAFETY</b>		Other Miscellaneous Revenues		Added and Omitted Taxes	
Fire Protection	1,038.00		76,734.00	Total Taxes Levied - ABSTRACT	71,266.08
Police Protection	1,688.00	Prior Years Surplus Appropriated		Total Taxes Billed	71,266.00
Civil Defense & Disaster Control		<b>REVENUES TOTAL</b>	<b>76,734.00</b>	<b>TAXES COLLECTED</b>	<b>71,266.00</b>
Environmental Inspection & Control		Reserve For Uncollected Taxes		Taxes Cancelled, Abated or Adjusted	
Other Public Safety		<b>CAPITAL OUTLAY TOTAL</b>		Transfer to Tax Title Liens or Foreclosed	
<b>PUBLIC WORKS</b>				Ending Balance	
Streets and Drainage	8,900.00	Public Enterprises		<b>PRIOR YEARS TAXES OUTSTANDING</b>	
Sewers and Sewage Processing		Recreation-Culture		Beginning Balance	
Garbage and Trash Disposal		Public Works		Collected	
Public Buildings and Grounds		Buildings and Grounds		Cancelled, Abated or Adjusted	
Other Public Works		Library and Education		Transfers to Tax Title Liens or Foreclosed	
<b>HEALTH and WELFARE</b>		Conservation		Ending Balance	
Health Services Except Environmental		All Other		<b>TAX TITLE LIENS OUTSTANDING</b>	
Welfare-Public Assistance		<b>CAPITAL DEBT AUTHORIZED, ENDING BALANCE</b>		Beginning Balance	
Hospital, Clinics, First Aid		ISSUED AND UNISSUED	GROSS DEBT	Transfer From Taxes	
Animal, Insect, & Rodent Control		School		Redeemed	
Other Welfare Services		Self-Liquidating		Cancelled, Abated or Adjusted	
<b>RECREATION and CONSERVATION</b>		Other		Transfers to Foreclosed Property	
Beeches and Boardwalks		Total		Ending Balance	
Perks, Playgrounds, Shade Trees		<b>ISSUED AND OUTSTANDING</b>		<b>PROPERTY ACQUIRED BY DEED OR FORECLOSURE</b>	
Land Reclamation & Conservation		School		Beginning Balance	
Other Recreational Services		Self-Liquidating		Transfers From Taxes or Liens	
<b>EDUCATION (excluding schools)</b>		Other		Sole for Cash	
Libraries		Total		Cancelled, Abated or Adjusted	
Other Educational Services		<b>EQUALIZED VALUATION BASIS FOR NET DEBT COMPUTATION</b>		Ending Balance	
<b>STATUTORY EXPENDITURES</b>				<b>CURRENT FINANCES ENDING BALANCE</b>	
Pensions & F. I. C. A.	825.00			<b>ASSETS</b>	
Employee Fringe Benefits				Cash	36,926.00
Other Statutory Expenditures	100.00			Taxes Receivable	
<b>MUNICIPAL FUNCTIONS TOTAL</b>				Tax Title Liens	
<b>CAPITAL IMPROVEMENTS *MEMO*</b>	<b>35,751.00</b>			Foreclosed Property	
<b>DEBT SERVICE</b>				Emergencies & Other Deferred Charges	6,000.00
Principal Payments				State and Federal Aid Receivable	3,300.00
Interest Payments				Other Receivables	
<b>DEFERRED CHARGES</b>				Total	46,226.00
SCHOOL, COUNTY, SPECIAL DISTRICT TAXES	2,000.00			<b>LIABILITIES, RESERVES, AND SURPLUS</b>	
RESERVE FOR UNCOLLECTED TAXES	40,797.08			Cash Liabilities	26,186.00
<b>EXPENDITURES TOTAL</b>	<b>78,548.08</b>			Reserves for Receivables	
				Surplus	20,040.00
				Total	46,226.00

\*Includes County Health Service Taxes or County Open Space Tax. See Table 13.

0260  
 Population 1990 37,825  
 Population 1994 37,818  
 S & P Rating  
 Moody Rating

General Tax Rate Per \$100. 2.71  
 State Equalized Tax Rate 2.70

**TEANECK TOWNSHIP - BERGEN COUNTY**  
 Form of Government:  
**Council-Manager Plan B (OMCL 50)**  
 Number of Members on Governing Body - 7

PER CAPITA:  
 Gross Debt 669.13 Gross Debt .67  
 Net Debt 282.50 Net Debt .40  
 Debt Service 2.18 Tax Levy Collected 97.32  
 Total Tax Levy 1,857.66 Tax Levy Cancelled, Abated  
 Municipal Expenditures 881.35 or Adjusted .26

EXPENDITURES-CURRENT YEAR		REVENUES REALIZED-CURRENT YEAR		PROPERTY TAXES-CURRENT YEAR		
<b>GENERAL GOVERNMENT</b>		<b>REVENUES REALIZED-CURRENT YEAR</b>		<b>STATE EQUALIZED TAX RATE</b> 1.57		
Governing Body & Public Boards	286,721.00	Property Taxes Collected	68,468,386.59	Local District School Taxes	40,828,509.50	
Municipal Clerk		Payments in Lieu of Taxes		Regional & Consolidated School Tax		
Financial Administration	440,789.00	Delinquent Tax & Lien Collections	1,440,912.17	School Taxes in Municipal Budget		
Assessment of Taxes	152,393.00	Business Personality Replacement Taxes	373,333.32	County Taxes	.28 *	
Collection of Taxes		Taxes from Public Utilities	2,120,299.00	County Library Taxes		
Planning, Housing & Development	60,423.00	Other Miscellaneous Tax Revenues	2,544,209.00	Local Municipal Purpose Taxes	.85	
Human Resources	360,544.00	State Aid Revenues	2,203,068.17	Veteran & Senior Citizen Taxes	209,750.00	
Elections		Federal Aid Revenues		Total Taxes for Rate Computation	2.70	
General Administration (other)	1,405,100.00			Special District Taxes		
<b>JUDICIARY</b>		Sale of Acquired Property		Bank Corp. Taxes		
Municipal Courts	303,467.00	Other Miscellaneous Revenues	2,748,055.29	Added and Omitted Taxes	128,491.33	
<b>PUBLIC SAFETY</b>		Total	79,898,263.54	Total Taxes Levied - ABSTRACT	70,252,898.97	
Fire Protection	5,916,358.00	Prior Years Surplus Appropriated	1,700,000.00	Total Taxes Billed	70,355,954.47	
Police Protection	5,883,441.00	REVENUES TOTAL	81,598,263.54	TAXES COLLECTED	68,468,386.59	
Civil Defense & Disaster Control		Reserve For Uncollected Taxes	2,007,055.00	Taxes Cancelled, Abated or Adjusted	181,689.24	
Environmental Inspection & Control	249,701.00	<b>CAPITAL OUTLAY TOTAL</b> 4,036,493.76		Transfer to Tax Title Liens or Foreclosed	69,351.51	
Other Public Safety		Public Enterprises		Ending Balance	1,636,527.03	
<b>PUBLIC WORKS</b>		Recreation-Culture		<b>PRIOR YEARS TAXES OUTSTANDING</b>		
Streets and Drainage	1,640,218.00	Public Works	258,475.62	Beginning Balance	1,482,220.25	
Sewers and Sewage Processing	3,301,498.00	Buildings and Grounds	3,761,089.77	Collected	1,425,887.03	
Garbage and Trash Disposal	963,721.93	Library and Education	16,928.37	Cancelled, Abated or Adjusted	44,065.80	
Public Buildings and Grounds	728,597.00	Conservation		Transfers to Tax Title Liens or Foreclosed		
Other Public Works	826,666.00	All Other		Ending Balance	12,267.42	
<b>HEALTH and WELFARE</b>		<b>CAPITAL DEBT AUTHORIZED, ENDING BALANCE</b>				
Health Services Except Environmental	504,177.00	ISSUED AND UNISSUED	GROSS DEBT	NET DEBT		
Welfare-Public Assistance		School	7,058,000			
Hospital, Clinics, First Aid	35,000.00	Self-Liquidating				
Animal, Insect, & Rodent Control		Other	10,683,666	10,683,666		
Other Welfare Services		Total	17,741,666	10,683,666		
<b>RECREATION and CONSERVATION</b>		<b>ISSUED AND OUTSTANDING</b>				
Beeches and Boardwalks		School		7,058,000.00		
Perks, Playgrounds, Shade Trees	689,890.00	Self-Liquidating				
Land Reclamation & Conservation	165,649.07	Other		1,282,500.00		
Other Recreational Services	768,943.00	Total		8,340,500.00		
<b>EDUCATION (excluding schools)</b>		<b>EQUALIZED VALUATION BASIS FOR NET DEBT COMPUTATION</b> 2,636,067,954				
Libraries	1,584,897.00	<b>REAL PROPERTY VALUATIONS</b>				
Other Educational Services		Code	Class	# of Parcels	% VAL'N	
<b>STATUTORY EXPENDITURES</b>		1	Vacant Land	148	.58	
Pensions & F. I. C. A.	2,519,500.00	2	Residential	11099	83.22	
Employee Fringe Benefits	2,049,000.00	3	Farm			
Other Statutory Expenditures		4a	Commercial	385	11.15	
<b>MUNICIPAL FUNCTIONS</b>		4b	Industrial	17	1.31	
CAPITAL IMPROVEMENTS	317,000.00	4c	Apartments	53	3.74	
DEBT SERVICE		Total		11702		
Principal Payments	67,500.00	Land Area	5.90	Sq. Miles		
Interest Payments	15,075.00	Net Valuation Taxable-Municipal		2,591,419,304		
<b>DEFERRED CHARGES</b>		Net Valuation Taxable-County		2,582,960,885		
SCHOOL, COUNTY, SPECIAL DISTRICT TAXES	48,076,583.64	State Equalized Valuation		2,605,449,486		
RESERVE FOR UNCOLLECTED TAXES	2,007,055.00	State Equalization Ratio		99.46		
EXPENDITURES TOTAL	81,407,407.64	<b>CURRENT FINANCES ENDING BALANCE</b>				
		<b>ASSETS</b>				
		Cash				7,803,391.73
		Taxes Receivable				1,648,794.45
		Tax Title Liens				387,630.02
		Foreclosed Property				286,399.00
		Emergencies & Other Deferred Charges				422,282.25
		State and Federal Aid Receivable				
		Other Receivables				1,448,454.36
		Total				11,996,951.81
		<b>LIABILITIES, RESERVES, AND SURPLUS</b>				
		Cash Liabilities				5,883,555.29
		Reserves for Receivables				3,771,277.83
		Surplus				2,342,118.69
		Total				11,996,951.81

0261

Population 1990 **13,326**  
 Population 1994 **13,430**  
 S & P Rating  
 Moody Rating **AA**

General Tax Rate Per \$100. **2.32**  
 State Equalized Tax Rate **2.11**

**TENAFLY BOROUGH - BERGEN COUNTY**  
 Form of Government:  
**Borough Council**  
 Number of Members on Governing Body - 6

PER CAPITA:  
 Gross Debt **1,171.60**  
 Net Debt **1,005.66**  
 Debt Service **147.55**  
 Total Tax Levy **2,772.89**  
 Municipal Expenditures **1,144.27**

PER CENT:  
 Gross Debt **.90**  
 Net Debt **.77**  
 Tax Levy Collected **98.66**  
 Tax Levy Cancelled, Abated or Adjusted **.10**

EXPENDITURES-CURRENT YEAR		REVENUES REALIZED-CURRENT YEAR		PROPERTY TAXES-CURRENT YEAR	
<b>GENERAL GOVERNMENT</b>		<b>REVENUES REALIZED-CURRENT YEAR</b>		<b>STATE EQUALIZED TAX RATE</b>	
Governing Body & Public Boards		Property Taxes Collected		Local District School Taxes	1.24
Municipal Clerk	168,200.00	Payments in Lieu of Taxes	36,741,928.03	Regional & Consolidated School Tax	
Financial Administration	44,425.00	Delinquent Tax & Lien Collections	627,691.55	School Taxes in Municipal Budget	
Assessment of Taxes	198,440.00	Business Personality Replacement Taxes	146,394.24	County Taxes	.26 *
Collection of Taxes	218,900.00	Taxes from Public Utilities	1,004,021.00	County Library Taxes	
Planning, Housing & Development	43,818.00	Other Miscellaneous Tax Revenues		Local Municipal Purpose Taxes	.61
Human Resources	102,034.00	State Aid Revenues	665,636.61	Veteran & Senior Citizen Taxes	
Elections		Federal Aid Revenues		Total Taxes for Rate Computation	2.11
General Administration (other)	809,155.00			Special District Taxes	
<b>JUDICIARY</b>		Sale of Acquired Property		Bank Corp. Taxes	
Municipal Courts	60,436.00	Other Miscellaneous Revenues	1,064,487.25	Added and Omitted Taxes	
<b>PUBLIC SAFETY</b>		Total	40,250,158.68	Total Taxes Levied - ABSTRACT	
Fire Protection	414,443.00	Prior Years Surplus Appropriated	1,450,000.00	Total Taxes Billed	37,239,858.24
Police Protection	2,363,396.51	<b>REVENUES TOTAL</b>	41,700,158.68	<b>TAXES COLLECTED</b>	36,741,928.03
Civil Defense & Disaster Control	375.00	Reserve For Uncollected Taxes	724,963.55	Taxes Cancelled, Abated or Adjusted	37,862.56
Environmental Inspection & Control	181,045.00	<b>CAPITAL OUTLAY TOTAL</b>	3,004,766.99	Transfer to Tax Title Liens or Foreclosed	
Other Public Safety				Ending Balance	460,067.65
<b>PUBLIC WORKS</b>		Public Enterprises		<b>PRIOR YEARS TAXES OUTSTANDING</b>	
Streets and Drainage	1,127,913.13	Recreation-Culture		Beginning Balance	644,891.75
Sewers and Sewage Processing	2,817,105.00	Public Works	1,631,669.26	Collected	627,691.55
Garbage and Trash Disposal	950,000.00	Buildings and Grounds	1,373,097.73	Cancelled, Abated or Adjusted	
Public Buildings and Grounds	108,826.00	Library and Education		Transfers to Tax Title Liens or Foreclosed	
Other Public Works	117,230.00	Conservation		Ending Balance	17,200.20
<b>HEALTH and WELFARE</b>		All Other		<b>TAX TITLE LIENS OUTSTANDING</b>	
Health Services Except Environmental	88,472.00			Beginning Balance	763.59
Welfare-Public Assistance	16,355.00	<b>CAPITAL DEBT AUTHORIZED, ENDING BALANCE</b>		Transfer From Taxes	39.44
Hospital, Clinics, First Aid		ISSUED AND UNISSUED		Redeemed	
Animal, Insect, & Rodent Control	8,000.00	School	1,800,000	Cancelled, Abated or Adjusted	
Other Welfare Services		Self-Liquidating		Transfers to Foreclosed Property	
<b>RECREATION and CONSERVATION</b>		Other	13,934,637	Ending Balance	803.03
Beeches and Boardwalks		Total	15,734,637	<b>PROPERTY ACQUIRED BY DEED OR</b>	
Perks, Playgrounds, Shade Trees	545,550.00			<b>FORECLOSURE</b>	
Land Reclamation & Conservation	31,965.13	ISSUED AND OUTSTANDING		Beginning Balance	18,200.00
Other Recreational Services	296,935.00	School	1,800,000.00	Transfers From Taxes or Liens	
<b>EDUCATION (excluding schools)</b>		Self-Liquidating		Set for Cash	
Libraries	621,517.00	Other	12,117,000.00	Cancelled, Abated or Adjusted	
Other Educational Services	1,000.00	Total	13,917,000.00	Ending Balance	18,200.00
<b>STATUTORY EXPENDITURES</b>		<b>EQUALIZED VALUATION BASIS</b>		<b>CURRENT FINANCES ENDING BALANCE</b>	
Pensions & F. I. C. A.	470,381.53	FOR NET DEBT COMPUTATION	1,754,660,291	<b>ASSETS</b>	
Employee Fringe Benefits	735,000.00	<b>REAL PROPERTY VALUATIONS</b>		Cash	3,261,480.42
Other Statutory Expenditures	5,000.00	Code Class # of Percels % VAL'N	ASSESSED VALUATION	Taxes Receivable	477,267.85
<b>MUNICIPAL FUNCTIONS TOTAL</b>	12,545,917.30	1 Vacant Land 99 .60	9,668,200.00	Tax Title Liens	803.03
<b>CAPITAL IMPROVEMENTS *MEMO*</b>	22,000.00	2 Residential 4209 90.11	1,446,229,900.00	Foreclosed Property	18,200.00
<b>DEBT SERVICE</b>		3 Farm		Emergencies & Other Deferred Charges	150,000.00
Principal Payments	1,200,000.00	4e Commercial 181 7.33	117,581,300.00	State and Federal Aid Receivable	167.81
Interest Payments	781,633.75	4b Industrial 15 .68	10,985,200.00	Other Receivables	60,523.73
<b>DEFERRED CHARGES</b>	115,026.90	4c Apartments 8 1.28	20,582,600.00	Total	3,968,442.84
SCHOOL, COUNTY, SPECIAL DISTRICT TAXES	26,450,697.91	Total 4512	1,605,047,200.00	<b>LIABILITIES, RESERVES, AND SURPLUS</b>	
RESERVE FOR UNCOLLECTED TAXES	724,963.55	Land Area 4.40 Sq. Miles		Cash Liabilities	1,954,623.58
<b>EXPENDITURES TOTAL</b>	41,818,239.41	Net Valuation Taxable-Municipal	1,607,477,323	Reserves for Receivables	556,794.61
		Net Valuation Taxable-County	1,614,506,130	Surplus	1,457,024.65
		State Equalized Valuation	1,765,056,084	Total	3,968,442.84
		State Equalization Ratio	91.06		

Population 1990 **22**  
 Population 1994 **22**  
 S & P Rating  
 Moody Rating

General Tax Rate Par \$100. **1.21**  
 State Equalized Tax Rate **1.30**

**TETERBORO BOROUGH - BERGEN COUNTY**  
 Form of Government:  
**Council-Manager (1923)**  
 Number of Members on Governing Body - 5

PER CAPITA:  
 Gross Debt **9,772.73** PER CENT:  
 Gross Debt **.10**  
 Net Debt **9,772.73** Net Debt **.10**  
 Debt Service **3,790.21** Tax Levy Collected **99.72**  
 Total Tax Levy **4,764.19** Tax Levy Cancelled, Abated  
 Municipal Expenditures **940.78** or Adjusted **.03**

EXPENDITURES-CURRENT YEAR		REVENUES REALIZED-CURRENT YEAR		PROPERTY TAXES-CURRENT YEAR	
<b>GENERAL GOVERNMENT</b>		<b>REVENUES REALIZED-CURRENT YEAR</b>		<b>STATE EQUALIZED TAX RATE</b> →	
Governing Body & Public Boards		Property Taxes Collected	2,976,171.64	Local District School Taxes	
Municipal Clerk		Payments in Lieu of Taxes	13,471.81	Regional & Consolidated School Tax	
Financial Administration	79,933.00	Delinquent Tax & Lien Collections		School Taxes in Municipal Budget	
Assessment of Taxes	21,675.00	Business Personalty Replacement Taxes	161,253.68	County Taxes	.30 * 661,991.48
Collection of Taxes	18,425.00	Taxes from Public Utilities	90,075.00	County Library Taxes	
Planning, Housing & Development	40,387.00	Other Miscellaneous Tax Revenues		Local Municipal Purpose Taxes	.99 2,204,770.73
Human Resources	302.75	State Aid Revenues	24,203.01	Veteran & Senior Citizen Taxes	
Elections	4,000.00	Federal Aid Revenues		Total Taxes for Rate Computation	1.29 2,866,762.21
General Administration (other)	430,715.25			Special District Taxes	
<b>JUDICIARY</b>		Sale of Acquired Property		Bank Corp. Taxes	
Municipal Courts	78,005.00	Other Miscellaneous Revenues	164,672.62	Add and Omitted Taxes	98,050.06
<b>PUBLIC SAFETY</b>		Total	3,429,847.76	Total Taxes Levied - ABSTRACT	2,964,812.27
Fire Protection	97,038.00	Prior Years Surplus Appropriated	460,000.00	Total Taxes Billed	2,984,474.29
Police Protection	581,950.00	<b>REVENUES TOTAL</b>	<b>3,889,847.76</b>	<b>TAXES COLLECTED</b>	<b>2,976,171.64</b>
Civil Defense & Disaster Control		Reserve For Uncollected Taxes	116,190.83	Taxes Cancelled, Abated or Adjusted	908.65
Environmental Inspection & Control	55,433.00	<b>CAPITAL OUTLAY TOTAL</b>	<b>287,545.00</b>	Transfer to Tax Title Liens or Foreclosed Ending Balance	
Other Public Safety				<b>PRIOR YEARS TAXES OUTSTANDING</b>	
<b>PUBLIC WORKS</b>		Public Enterprises		Beginning Balance	
Streets and Drainage	168,407.22	Recreation-Cultura		Collected	
Sewers and Sewage Processing	405,476.34	Public Works	283,074.41	Cancelled, Abated or Adjusted	
Garbage and Trash Disposal	4,400.00	Buildings and Grounds	4,470.59	Transfers to Tax Title Liens or Foreclosed Ending Balance	
Public Buildings and Grounds	100,539.00	Library and Education		<b>TAX TITLE LIENS OUTSTANDING</b>	
Other Public Works	5,000.00	Conservation		Beginning Balance	
<b>HEALTH and WELFARE</b>		All Other		Transfer From Taxes	
Health Services Except Environmental	24,606.00	<b>CAPITAL DEBT AUTHORIZED, ENDING BALANCE</b>		Redeamed	
Welfare-Public Assistance	1,700.00	ISSUED AND UNISSUED		Cancelled, Abated or Adjusted	
Hospital, Clinics, First Aid		School		Transfers to Foreclosed Property	
Animal, Insect, & Rodent Control		Self-Liquidating		Ending Balance	
Other Welfare Services		Other	215,000	<b>PROPERTY ACQUIRED BY DEED OR FORECLOSURE</b>	
<b>RECREATION and CONSERVATION</b>		Total	215,000	Beginning Balance	
Beaches and Boardwalks		<b>ISSUED AND OUTSTANDING</b>		Transfers From Taxes or Liens	
Parks, Playgrounds, Shade Trees		School		Sale for Cash	
Land Reclamation & Conservation	19,371.04	Self-Liquidating		Cancelled, Abated or Adjusted	
Other Recreational Services		Other	165,000.00	Ending Balance	
<b>EDUCATION (excluding schools)</b>		Total	165,000.00	<b>CURRENT FINANCES ENDING BALANCE</b>	
Libraries		<b>EQUALIZED VALUATION BASIS FOR NET DEBT COMPUTATION</b>	<b>216,652,838</b>	<b>ASSETS</b>	
Other Educational Services		<b>REAL PROPERTY VALUATIONS</b>		Cash	1,436,020.90
<b>STATUTORY EXPENDITURES</b>		Code Class # of Parcels % VAL'N	<b>ASSESSED VALUATION</b>	Taxes Receivable	
Pensions & F. I. C. A.	163,757.93	1 Vacant Land 6 .73	1,724,750.00	Tax Title Liens	
Employee Fringe Benefits	380,000.00	2 Residential 7 .32	750,600.00	Foreclosed Property	
Other Statutory Expenditures		3 Farm		Emergencias & Other Deferred Charges	
<b>MUNICIPAL FUNCTIONS</b>		4a Commercial 3 .54	1,283,375.00	State and Federal Aid Receivable	
<b>CAPITAL IMPROVEMENTS</b>		4b Industrial 59 98.41	233,203,290.00	Other Receivables	78,044.51
<b>DEBT SERVICE</b>		4c Apartments		Total	1,514,065.41
Principal Payments	80,359.87	Total	236,962,015.00	<b>LIABILITIES, RESERVES, AND SURPLUS</b>	
Interest Payments	3,024.84	Land Area 1.20 Sq Miles		Cash Liabilities	692,527.86
<b>DEFERRED CHARGES</b>		Net Valuation Taxable-Municipal	238,547,450	Reserves for Receivables	78,044.51
SCHOOL, COUNTY, SPECIAL DISTRICT TAXES	661,991.48	Net Valuation Taxable-County	233,286,673	Surplus	743,493.04
RESERVE FOR UNCOLLECTED TAXES	116,190.83	State Equalized Valuation	222,097,267	Total	1,514,065.41
<b>EXPENDITURES</b>		State Equalization Ratio	107.46		
<b>TOTAL</b>	<b>2,681,121.53</b>				
<b>*MEMO*</b>	<b>73,000.00</b>				

1024

Population 1990 **4,803**  
 Population 1994 **5,062**  
 S & P Rating  
 Moody Rating **A1**

General Tax Rate Per \$100. **1.72**  
 State Equalized Tax Rate **1.67**

**TEWKSBURY TWP. - HUNTERDON COUNTY**  
 Form of Government:  
**Township Committee**  
 Number of Members on Governing Body - 3

PER CAPITA:  
 Gross Debt **1,069.50**  
 Net Debt **805.38**  
 Debt Service **78.40**  
 Total Tax Levy **2,352.03**  
 Municipal Expenditures **861.63**

PER CENT:  
 Gross Debt **.76**  
 Net Debt **.58**  
 Tax Levy Collected **95.97**  
 Tax Levy Cancelled, Abated or Adjusted **.26**

EXPENDITURES-CURRENT YEAR		REVENUES REALIZED-CURRENT YEAR		PROPERTY TAXES-CURRENT YEAR		
<b>GENERAL GOVERNMENT</b>		<b>REVENUES REALIZED-CURRENT YEAR</b>		<b>STATE EQUALIZED TAX RATE</b>		
Governing Body & Public Boards		Property Taxes Collected	11,488,621.93	Local District School Taxes	.81 4,329,948.00	
Municipal Clerk		Payments in Lieu of Taxes		Regionel & Consolidated School Tax	.41 2,874,444.38	
Financial Administration	116,460.15	Delinquent Tax & Lien Collections	410,764.18	School Taxes In Municipal Budget		
Assessment of Taxes	33,421.00	Business Personality Replacement Taxes	84,970.24	County Taxes	.31 * 2,203,602.92	
Collection of Taxes	29,050.00	Taxes from Public Utilities	479,144.00	County Library Taxes	.03 203,762.03	
Planning, Housing & Development	131,326.00	Other Miscellaneous Tax Revenues		Local Municipal Purpose Taxes	.31 2,177,421.09	
Human Resources	70,282.00	State Aid Revenues	226,963.44	Veteran & Senior Citizen Taxes	19,000.00	
Elections		Federal Aid Revenues		Total Taxes for Rate Computation	1.67 11,808,178.42	
General Administration (other)	541,441.72			Special District Taxes		
<b>JUDICIARY</b>		Sale of Acquired Property	451,579.42	Bank Corp. Taxes		
Municipal Courts	45,000.00	Other Miscellaneous Revenues		Added and Omitted Taxes	116,782.69	
<b>PUBLIC SAFETY</b>		Total	13,142,043.21	Total Taxes Levied - ABSTRACT	11,905,961.10	
Fire Protection	119,102.80	Prior Years Surplus Appropriated	852,000.00	Total Taxes Billed	11,971,330.23	
Police Protection	526,218.26	REVENUES TOTAL	13,994,043.21	TAXES COLLECTED	11,488,621.93	
Civil Defense & Disaster Control	200.00	Reserve For Uncollected Taxes	1,036,990.76	Taxes Cancelled, Abated or Adjusted	31,019.10	
Environmental Inspection & Control	89,481.00	<b>CAPITAL OUTLAY TOTAL</b>		Transfer to Tax Title Liens or Foreclosed	4,950.16	
Other Public Safety			522,015.62	Ending Balance	446,739.04	
<b>PUBLIC WORKS</b>		Public Enterprises		<b>PRIOR YEARS TAXES OUTSTANDING</b>		
Streets and Drainage	598,548.34	Recreation-Culture		Beginning Balance	464,616.63	
Sewers and Sewage Processing	46,440.00	Public Works	366,370.44	Collected	410,764.18	
Garbage and Trash Disposal	32,000.00	Buildings and Grounds	155,645.18	Cancelled, Abated or Adjusted	17.97	
Public Buildings and Grounds	189,896.00	Library and Education		Transfers to Tax Title Liens or Foreclosed	815.08	
Other Public Works		Conservation		Ending Balance	53,019.40	
<b>HEALTH and WELFARE</b>		All Other		<b>TAX TITLE LIENS OUTSTANDING</b>		
Health Services Except Environmental	8,941.00	<b>CAPITAL DEBT AUTHORIZED, ENDING BALANCE</b>		Beginning Balance	186,807.36	
Welfare-Public Assistance	1,600.00	ISSUED AND UNISSUED	GROSS DEBT	NET DEBT		
Hospital, Clinics, First Aid		School	980,000			
Animal, Insect, & Rodent Control		Self-Liquidating	351,909			
Other Welfare Services		Other	4,076,852	4,076,852		
<b>RECREATION and CONSERVATION</b>		Total	5,408,762	4,076,852		
Beeches and Boardwalks		<b>ISSUED AND OUTSTANDING</b>		Beginning Balance	124,234.59	
Perks, Playgrounds, Shade Trees	8,800.00	School		980,000.00		
Land Reclamation & Conservation	6,400.00	Self-Liquidating		291,459.76		
Other Recreational Services	7,000.00	Other		3,827,781.77		
<b>EDUCATION (excluding schools)</b>		Total		5,099,241.53		
Libraries	10,000.00	<b>EQUALIZED VALUATION BASIS</b>		<b>CURRENT FINANCES ENDING BALANCE</b>		
Other Educational Services	1,900.00	FOR NET DEBT COMPUTATION		ASSETS		
<b>STATUTORY EXPENDITURES</b>		REAL PROPERTY VALUATIONS		Cash	3,723,403.62	
Pensions & F. I. C. A.	106,482.04	Code	Class	# of Parcels	% VAL'N	ASSESSED VALUATION
Employee Fringe Benefits	133,743.08	1	Vecant Land	308	5.75	39,554,420.00
Other Statutory Expenditures		2	Residential	1499	73.43	504,783,200.00
<b>MUNICIPAL FUNCTIONS</b>		3	Farm	819	15.91	109,389,200.00
TOTAL	2,853,733.39	4e	Commercial	44	4.59	31,534,200.00
<b>CAPITAL IMPROVEMENTS</b>		4b	Industrial	1	.31	2,156,500.00
* MEMO*	132,500.00	4c	Apartments			
<b>DEBT SERVICE</b>		Total	2671			687,417,520.00
Principal Payments	289,535.77	Land Area	31.80	Sq. Miles		689,217,881
Interest Payments	107,325.00	Net Valuation Taxable-Municipal				690,135,581
<b>DEFERRED CHARGES</b>		Net Valuation Taxable-County				708,583,746
SCHOOL, COUNTY, SPECIAL DISTRICT TAXES	74,000.00	State Equalized Valuation				97.26
SCHOOL, COUNTY, SPECIAL DISTRICT TAXES	9,611,757.33	State Equalization Ratio				
RESERVE FOR UNCOLLECTED TAXES	1,036,990.76	<b>LIABILITIES, RESERVES, AND SURPLUS</b>				
EXPENDITURES TOTAL	13,973,342.25	Cash Liabilities				617,298.14
		Reserves for Receivables				683,927.71
		Surplus				3,242,953.61
		Total				4,544,179.46

\*Includes County Health Service Taxes or County Open Space Tax. See Table 13

1336

Population 1990 12,361  
 Population 1994 14,490  
 S & P Rating  
 Moody Rating A

General Tax Rate Per \$100. 2.37  
 State Equalized Tax Rate 2.39

**TINTON FALLS BORO. - MONMOUTH CO.**  
 Form of Government:  
**Mayor-Council Plan B (OMCL 50)**  
 Number of Members on Governing Body - 5

PER CAPITA:  
 Gross Debt 2,385.20  
 Net Debt 854.49  
 Debt Service 69.71  
 Total Tax Levy 1,598.96  
 Municipal Expenditures 727.68

PER CENT:  
 Gross Debt 3.92  
 Net Debt 1.40  
 Tax Levy Collected 96.51  
 Tax Levy Cancelled, Abated or Adjusted .92

EXPENDITURES-CURRENT YEAR		REVENUES REALIZED-CURRENT YEAR		PROPERTY TAXES-CURRENT YEAR	
<b>GENERAL GOVERNMENT</b>		<b>REVENUES REALIZED-CURRENT YEAR</b>		<b>STATE EQUALIZED TAX RATE</b>	
Governing Body & Public Boards		Property Taxes Collected	22,368,266.17	Local District School Taxes	1.25 11,627,685.22
Municipal Clerk		Payments in Lieu of Taxes		Regional & Consolidated School Tax	.42 3,879,245.20
Financial Administration	249,652.00	Delinquent Tax & Lien Collections	614,174.76	School Taxes in Municipal Budget	
Assessment of Taxes	105,050.00	Business Personality Replacement Taxes	178,046.40	County Taxes	.44 * 4,055,373.97
Collection of Taxes		Taxes from Public Utilities	1,222,558.00	County Library Taxes	.02 172,786.46
Planning, Housing & Development	52,670.00	Other Miscellaneous Tax Revenues		Local Municipal Purpose Taxes	.26 2,448,171.08
Human Resources	116,162.00	State Aid Revenues	859,471.38	Veteran & Senior Citizen Taxes	54,300.00
Elections		Federal Aid Revenues		Total Taxes for Rate Computation	2.39 22,237,561.93
General Administration (other)	889,980.00			Special District Taxes	699,994.00
<b>JUDICIARY</b>		Sale of Acquired Property	3,846,541.27	Bank Corp. Taxes	
Municipal Courts	254,076.26	Other Miscellaneous Revenues		Added and Omitted Taxes	285,610.18
<b>PUBLIC SAFETY</b>		Total	29,089,057.98	Total Taxes Levied - ABSTRACT	23,168,866.11
Fire Protection	4,000.00	Prior Years Surplus Appropriated	1,975,000.00	Total Taxes Billed	23,176,292.82
Police Protection	2,225,307.40	<b>REVENUES TOTAL</b>	<b>31,064,057.98</b>	<b>TAXES COLLECTED</b>	<b>22,368,266.17</b>
Police Protection	2,225,307.40	Reserve For Uncollected Taxes	1,110,625.08	Taxes Cancelled, Abated or Adjusted	213,629.48
Civil Defense & Disaster Control	7,060.00			Transfer to Tax Title Liens or Foreclosed	
Environmental Inspection & Control	260,205.00	<b>CAPITAL OUTLAY TOTAL</b>	<b>2,275,273.77</b>	Ending Balance	594,397.17
Other Public Safety				<b>PRIOR YEARS TAXES OUTSTANDING</b>	
<b>PUBLIC WORKS</b>		Public Enterprises		Beginning Balance	632,618.10
Streets and Drainage	421,338.05	Recreation-Culture	43,404.50	Collected	614,174.76
Sewers and Sewage Processing	1,091,686.00	Public Works	931,572.47	Cancelled, Abated or Adjusted	
Garbage and Trash Disposal		Buildings and Grounds	1,300,296.80	Transfers to Tax Title Liens or Foreclosed	
Public Buildings and Grounds	530,160.00	Library and Education		Ending Balance	18,443.34
Other Public Works	567,496.00	Conservation		<b>TAX TITLE LIENS OUTSTANDING</b>	
<b>HEALTH and WELFARE</b>		All Other		Beginning Balance	
Health Services Except Environmental	144,430.00			Transfer From Taxes	
Welfare-Public Assistance		<b>CAPITAL DEBT AUTHORIZED, ENDING BALANCE</b>		Redeemed	
Hospital, Clinics, First Aid		ISSUED AND UNISSUED GROSS DEBT		Cancelled, Abated or Adjusted	
Animal, Insect, & Rodent Control		School	20,579,927	Transfers to Foreclosed Property	
Other Welfare Services	1,900.00	Self-Liquidating	1,524,000	Ending Balance	
<b>RECREATION and CONSERVATION</b>		Other	12,457,639	<b>PROPERTY ACQUIRED BY DEED OR FORECLOSURE</b>	
Beaches and Boardwalks		Total	34,561,567	Beginning Balance	
Perks, Playgrounds, Shade Trees		ISSUED AND OUTSTANDING		Transfers From Taxes or Liens	
Land Reclamation & Conservation	11,649.67	School	20,579,927.85	Sale for Cash	
Other Recreational Services	214,995.00	Self-Liquidating	300,000.00	Cancelled, Abated or Adjusted	
<b>EDUCATION (excluding schools)</b>		Other	9,084,101.00	Ending Balance	
Libraries		Total	29,964,028.85	<b>CURRENT FINANCES ENDING BALANCE</b>	
Other Educational Services		<b>EQUALIZED VALUATION BASIS FOR NET DEBT COMPUTATION</b>	<b>881,776,841</b>	<b>ASSETS</b>	
<b>STATUTORY EXPENDITURES</b>		<b>REAL PROPERTY VALUATIONS</b>		Cash	11,805,497.76
Pensions & F. I. C. A.	630,138.00	Code Class # of Parcels % VAL'N		Texas Receivable	612,840.51
Employee Fringe Benefits	605,500.00	1 Vacant Land 1348 6.42	59,867,200.00	Tax Title Liens	
Other Statutory Expenditures		2 Residential 4596 69.27	646,311,215.00	Foreclosed Property	
<b>MUNICIPAL FUNCTIONS</b>		3 Farm 73 .80	7,424,400.00	Emergencies & Other Deferred Charges	
<b>CAPITAL IMPROVEMENTS</b>		4e Commercial 135 21.01	196,038,400.00	State and Federal Aid Receivable	7,386.26
<b>DEBT SERVICE</b>		4b Industrial 19 2.51	23,457,400.00	Other Receivables	12,926.36
Principal Payments	672,274.00	4c Apartments		Total	12,438,650.89
Interest Payments	337,774.52	Total	6171	<b>LIABILITIES, RESERVES, AND SURPLUS</b>	
<b>DEFERRED CHARGES</b>		Land Area 15.15 Sq. Miles		Cash Liabilities	10,016,894.02
SCHOOL, COUNTY, SPECIAL DISTRICT TAXES	20,435,084.85	Net Valuation Taxable-Municipal	937,999,115	Reserves for Receivables	625,766.87
RESERVE FOR UNCOLLECTED TAXES	1,110,625.08	Net Valuation Taxable-County	887,709,257	Surplus	1,795,990.00
<b>EXPENDITURES TOTAL</b>	<b>30,979,213.83</b>	State Equalized Valuation	929,951,174	Total	12,438,650.89
		State Equalization Reflto	100.87		

\*Includes County Health Service Taxes or County Open Specie Tax. See Table 13.

Population 1990 **10,177**  
 Population 1994 **10,401**  
 S & P Rating  
 Moody Rating **AAA**

General Tax Rate Per \$100. **1.78**  
 State Equalized Tax Rate **1.69**

**TOTOWA BOROUGH - PASSAIC COUNTY**  
 Form of Government:  
**Borough Council**  
 Number of Members on Governing Body - 6

PER CAPITA:  
 Gross Debt **1,253.60**  
 Net Debt **875.25**  
 Debt Servica **142.40**  
 Total Tax Levy **1,874.18**  
 Municipal Expendituras **892.35**

PER CENT:  
 Gross Dabt **1.18**  
 Net Debt **.82**  
 Tax Levy Collected **96.90**  
 Tax Levy Cancellad, Abated or Adjusted **.83**

EXPENDITURES-CURRENT YEAR		REVENUES REALIZED-CURRENT YEAR		PROPERTY TAXES-CURRENT YEAR	
<b>GENERAL GOVERNMENT</b>		<b>REVENUES REALIZED-CURRENT YEAR</b>		<b>STATE EQUALIZED TAX RATE</b>	
Governing Body & Public Boards	21,627.00	Property Taxes Collected	18,988,887.00	Local District School Taxes	.50 5,706,708.00
Municipel Clerk		Payments in Lieu of Taxes		Regional & Consolidated School Tax	.37 4,229,799.21
Finencial Administretion	88,521.00	Delinquent Tax & Lian Collections	494,658.00	School Taxes in Municipal Budget	
Assessment of Taxes	130,603.00	Business Personalty Replacement Taxes	278,271.00	County Taxes	.52 * 5,959,215.25
Collection of Taxes	45,656.00	Taxes from Public Utilities	1,116,365.00	County Library Taxes	
Planning, Housing & Development	20,060.00	Other Miscellaneous Tax Revenues		Local Municipal Purpose Taxes	.31 3,544,749.00
Human Resources	201,929.00	State Aid Revenues	590,866.00	Vetaran & Senior Citizen Taxes	171,200.00
Elections	6,084.00	Federal Aid Revenues		Total Taxes for Rate Computation	1.70 19,611,671.46
General Administration (other)	621,100.00			Special District Taxes	
<b>JUDICIARY</b>		Sale of Acquired Property		Bank Corp. Taxes	
Municipal Courts	123,470.00	Other Miscellaneous Revenues	1,435,390.00	Added and Omitted Taxes	52,904.00
<b>PUBLIC SAFETY</b>		Total	22,904,437.00	Total Taxes Levied - ABSTRACT	19,493,375.46
Fire Protection	144,167.00	Prior Years Surplus Appropriated	2,236,000.00	Total Taxes Billed	19,596,503.00
Police Protection	1,563,432.00	<b>REVENUES TOTAL</b>	<b>25,140,437.00</b>	<b>TAXES COLLECTED</b>	<b>18,988,887.00</b>
Civil Defense & Disaster Control	2,613.00	Reserve For Uncollected Taxes	932,522.00	Taxes Cancelled, Abated or Adjusted	162,915.00
Environmental Inspection & Control	78,425.00	<b>CAPITAL OUTLAY TOTAL</b>	<b>514,943.00</b>	Transfer to Tax Title Liens or Foreclosed	
Other Public Safety				Ending Balance	444,701.00
<b>PUBLIC WORKS</b>		Public Enterprises		<b>PRIOR YEARS TAXES OUTSTANDING</b>	
Streets end Drelnege	531,215.00	Recreation-Culture		Beginning Balance	521,330.00
Sewers end Sewage Processing	1,500,579.00	Public Works	147,112.00	Collected	494,658.00
Gerbage end Tresh Disposal	207,193.00	Buildings end Grounds	367,831.00	Cancelled, Abeted or Adjusted	2.00
Public Buildings end Grounds	85,980.00	Library and Education		Transfers to Tax Title Liens or Foreclosed	
Other Public Works	78,986.00	Conservation		Ending Balance	26,670.00
<b>HEALTH end WELFARE</b>		All Other		<b>TAX TITLE LIENS OUTSTANDING</b>	
Health Services Except Environmental	71,133.00			Beginning Balance	
Welfare-Public Assistance	10,040.00	<b>CAPITAL DEBT AUTHORIZED, ENDING BALANCE</b>		Transfer From Taxes	
Hospital, Clinics, First Aid		ISSUED AND UNISSUED	GROSS DEBT	Redeemed	
Animal, Insect, & Rodent Control	3,000.00	School	3,544,362	Cancelled, Abated or Adjusted	
Other Welfare Services		Self-Liquidating	899,597	Transfers to Foreclosed Property	
<b>RECREATION end CONSERVATION</b>		Other	8,594,780	Ending Balance	
Beaches end Boardwelks		Total	13,038,739	PROPERTY ACQUIRED BY DEED OR FORECLOSURE	
Perks, Playgrounds, Shede Trees	44,265.00	ISSUED AND OUTSTANDING		Beginning Belenca	72,900.00
Land Reclamation & Conservation		School	3,544,122.00	Transfers From Taxes or Liens	
Other Recreational Services	31,162.00	Self-Liquidating	749,000.00	Sale for Cash	
<b>EDUCATION (excluding schools)</b>		Other	8,271,000.00	Cancelled, Abeted or Adjusted	
Libraries	367,656.00	Total	12,564,122.00	Ending Balance	72,900.00
Other Educational Services		<b>EQUALIZED VALUATION BASIS FOR NET DEBT COMPUTATION</b>	<b>1,106,056,435</b>	<b>CURRENT FINANCES ENDING BALANCE</b>	
<b>STATUTORY EXPENDITURES</b>		<b>REAL PROPERTY VALUATIONS</b>		ASSETS	
Pensions & F. i. C. A.	351,161.00	Code Class # of Parcels % VAL'N	ASSESSED VALUATION	Cesh	3,504,757.00
Employee Fringe Benefits	482,298.00	1 Vacant Land 151 1.97	21,432,600.00	Taxes Recevblea	471,371.00
Other Statutory Expenditures	1,000.00	2 Residential 3096 47.80	519,972,600.00	Tax Title Liens	
<b>MUNICIPAL FUNCTIONS TOTAL</b>	<b>6,813,355.00</b>	3 Fern 2 .05	551,300.00	Foreclosed Property	72,900.00
<b>CAPITAL IMPROVEMENTS *MEMO*</b>		4a Commercial 203 28.81	313,364,300.00	Emergencies & Other Deferred Charges	4,400.00
<b>DEBT SERVICE</b>		4b Industrial 66 21.37	232,409,100.00	State end Federal Aid Receivable	26,453.00
Principal Payments	1,050,000.00	4c Apertments		Other Recevables	126,478.00
Interest Payments	431,128.00	Total	3518 1,087,729,900.00	Total	4,206,359.00
<b>DEFERRED CHARGES</b>	<b>54,363.00</b>	Land Area 4.00 Sq. Miles		<b>LIABILITIES, RESERVES, AND SURPLUS</b>	
SCHOOL, COUNTY, SPECIAL DISTRICT TAXES	15,895,722.46	Net Valuation Taxable-Municipal	1,091,821,181	Cash Liabilities	2,487,354.00
RESERVE FOR UNCOLLECTED TAXES	932,522.00	Net Valuation Taxable-County	1,098,990,492	Reserves for Receivables	670,749.00
<b>EXPENDITURES TOTAL</b>	<b>25,177,090.46</b>	State Equalized Valuation	1,148,467,820	Surplus	1,048,256.00
		State Equalization Ratio	95.05	Total	4,206,359.00

1111

Population 1990 88,675  
 Population 1984 86,822  
 S & P Rating A-  
 Moody Rating AAA

General Tax Rate Per \$100. 3.29  
 State Equalized Tax Rate 3.35

**TRENTON CITY - MERCER COUNTY**  
 Form of Government:  
**Mayor-Council Plan C (OMCL 50)**  
 Number of Members on Governing Body - 7

PER CAPITA:  
 Gross Debt 2,295.50  
 Net Debt 1,011.13  
 Debt Service 108.61  
 Total Tax Levy 761.91  
 Municipal Expenditures 1,441.04

PER CENT:  
 Gross Debt 10.13  
 Net Debt 4.46  
 Tax Levy Collected 83.80  
 Tax Levy Cancelled, Abated or Adjusted 1.45

EXPENDITURES-CURRENT YEAR		REVENUES REALIZED-CURRENT YEAR		PROPERTY TAXES-CURRENT YEAR			
<b>GENERAL GOVERNMENT</b>		<b>REVENUES REALIZED-CURRENT YEAR</b>		<b>STATE EQUALIZED TAX RATE</b>			
Governing Body & Public Boards	447,275.00	Property Taxes Collected	55,580,111.00	Local District School Taxes	1.06		
Municipal Clerk	317,293.00	Payments in Lieu of Taxes	15,321,836.00	Regional & Consolidated School Tax			
Financial Administration	625,394.00	Delinquent Tax & Lien Collections	15,628,929.00	School Taxes in Municipal Budget	.04		
Assessment of Taxes	380,869.00	Business Personalty Replacement Taxes	3,282,238.00	County Taxes	.59 *		
Collection of Taxes	328,605.00	Taxes from Public Utilities	4,342,824.00	County Library Taxes			
Planning, Housing & Development	1,460,694.00	Other Miscellaneous Tax Revenues		Local Municipal Purpose Taxes	1.65		
Human Resources	8,058,105.00	State Aid Revenues	38,204,832.00	Veteran & Senior Citizen Taxes			
Elections	185,350.00	Federal Aid Revenues	1,328,000.00	Total Taxes for Rate Computation	3.34		
General Administration (other)	10,266,241.00			Special District Taxes			
<b>JUDICIARY</b>		Sale of Acquired Property	17,125,892.00	Bank Corp. Taxes			
Municipal Courts	1,563,499.00	Other Miscellaneous Revenues	17,125,892.00	Added and Omitted Taxes	216,197.00		
<b>PUBLIC SAFETY</b>		Total	150,814,662.00	Total Taxes Levied - ABSTRACT	66,150,426.02		
Fire Protection	16,275,506.00	Prior Years Surplus Appropriated	620,000.00	Total Taxes Billed	66,325,055.00		
Police Protection	20,649,956.00	REVENUES TOTAL	151,434,662.00	TAXES COLLECTED	55,580,111.00		
Civil Defense & Disaster Control	30,328.00	Reserve For Uncollected Taxes	12,751,449.00	Taxes Cancelled, Abated or Adjusted	962,579.00		
Environmental Inspection & Control	1,509,115.00	CAPITAL OUTLAY TOTAL	8,437,007.00	Transfer to Tax Title Liens or Foreclosed	251,331.00		
Other Public Safety	41,599.00			Ending Balance	9,531,034.00		
<b>PUBLIC WORKS</b>		Public Enterprises	168,442.00	<b>PRIOR YEARS TAXES OUTSTANDING</b>			
Streets and Drainage	2,948,218.00	Recreation-Culture		Beginning Balance	18,911,813.00		
Sewers and Sewage Processing		Public Works	168.00	Collected	12,435,436.00		
Garbage and Trash Disposal	7,126,167.00	Buildings and Grounds	7,983,245.00	Cancelled, Abated or Adjusted	651,058.00		
Public Buildings and Grounds	1,631,171.00	Library and Education	285,152.00	Transfers to Tax Title Liens or Foreclosed	5,401,149.00		
Other Public Works	458,469.00	Conservation		Ending Balance	424,170.00		
<b>HEALTH and WELFARE</b>		All Other		<b>TAX TITLE LIENS OUTSTANDING</b>			
Health Services Except Environmental	3,877,205.00	<b>CAPITAL DEBT AUTHORIZED, ENDING BALANCE</b>		Beginning Balance	7,441,975.00		
Welfare-Public Assistance	1,650,227.00	ISSUED AND UNISSUED	GROSS DEBT	Transfer From Taxes	5,525,737.00		
Hospital, Clinics, First Aid		School	12,300,000	Redeemed	3,193,493.00		
Animal, Insect, & Rodent Control	170,753.00	Self-Liquidating	97,926,557	Cancelled, Abated or Adjusted	14,680.00		
Other Welfare Services		Other	89,073,298	Transfers to Foreclosed Property	1,345,067.00		
<b>RECREATION and CONSERVATION</b>		Total	199,299,855	Ending Balance	8,414,492.00		
Beaches and Boardwalks		<b>ISSUED AND OUTSTANDING</b>		<b>PROPERTY ACQUIRED BY DEED OR FORECLOSURE</b>			
Parks, Playgrounds, Shade Trees	1,631,154.00	School	12,300,000.00	Beginning Balance	31,475,853.00		
Land Reclamation & Conservation	93,951.00	Self-Liquidating	62,860,035.00	Transfers From Taxes or Liens	1,611,285.00		
Other Recreational Services	1,111,105.00	Other	62,278,000.00	Sale for Cash	47,795.00		
<b>EDUCATION (excluding schools)</b>		Total	137,438,035.00	Cancelled, Abated or Adjusted	808,643.00		
Libraries	2,123,081.00	<b>EQUALIZED VALUATION BASIS FOR NET DEBT COMPUTATION</b>		Ending Balance	32,230,700.00		
Other Educational Services	925,243.00	<b>REAL PROPERTY VALUATIONS</b>		<b>CURRENT FINANCES ENDING BALANCE</b>			
<b>STATUTORY EXPENDITURES</b>		Code	Class	# of Parcels	% VAL'N	<b>ASSETS</b>	
Pensions & F. I. C. A.	5,081,825.00	1	Vacant Land	1226	1.11	Cash	14,172,288.00
Employee Fringe Benefits	7,929,087.00	2	Residential	21439	69.72	Taxes Receivable	9,955,204.00
Other Statutory Expenditures		3	Fern			Tax Title Liens	8,414,491.00
<b>MUNICIPAL FUNCTIONS</b>		4a	Commercial	2424	23.22	Foreclosed Property	32,230,700.00
CAPITAL IMPROVEMENTS	200,000.00	4b	Industrial	130	3.73	Emergencies & Other Deferred Charges	1,060,989.00
DEBT SERVICE		4c	Apartments	173	2.22	State and Federal Aid Receivable	6,733,013.00
Principal Payments	4,771,100.00	Total		25392		Other Receivables	64,096.00
Interest Payments	4,658,933.00	Land Area	7.50	Sq. Miles		Total	72,630,781.00
<b>TYPE I SCHL DEBT *MEMO</b>		Net Valuation Taxable-Municipal			2,004,972,937	<b>LIABILITIES, RESERVES, AND SURPLUS</b>	
DEFERRED CHARGES	4,034,621.00	Net Valuation Taxable-County			2,101,176,510	Cash Liabilities	19,161,104.00
SCHOOL, COUNTY, SPECIAL DISTRICT TAXES	33,382,796.02	State Equalized Valuation			1,972,343,570	Reserves for Receivables	50,600,395.00
RESERVE FOR UNCOLLECTED TAXES	12,751,449.00	State Equalization Ratio			101.71	Surplus	2,869,282.00
EXPENDITURES	98,897,485.00					Total	72,630,781.00
TOTAL	200,000.00						

\* ABOVE DEBT SERVICE INCLUDES TYPE I SCHOOL DEBT

1532

Population 1990 3,048  
 Population 1994 3,143  
 S & P Rating  
 Moody Rating

General Tax Rate Per \$100. 2.46  
 State Equalized Tax Rate 2.48

**TUCKERTON BOROUGH - OCEAN COUNTY**  
 Form of Government:  
**Borough Council**  
 Number of Members on Governing Body - 6

PER CAPITA:  
 Gross Debt 3,046.09  
 Net Debt 765.96  
 Debt Service 110.37  
 Total Tax Levy 1,296.24  
 Municipal Expenditure 730.52

PER CENT:  
 Gross Debt 5.74  
 Net Debt 1.44  
 Tax Levy Collected 94.55  
 Tax Levy Cancelled, Abated or Adjusted .29

EXPENDITURES-CURRENT YEAR		REVENUES REALIZED-CURRENT YEAR		PROPERTY TAXES-CURRENT YEAR		
<b>GENERAL GOVERNMENT</b>		<b>REVENUES REALIZED-CURRENT YEAR</b>		<b>PROPERTY TAXES-CURRENT YEAR</b>		
Governing Body & Public Boards	250.00	Property Taxes Collected	3,853,715.91	STATE EQUALIZED TAX RATE		
Municipal Clerk		Payments in Lieu of Taxes		Local District School Taxes	.83 1,025,003.00	
Financial Administration	55,805.00	Delinquent Tax & Lien Collections	376,082.85	Regional & Consolidated School Tax	.74 1,204,380.76	
Assessment of Taxes	22,055.00	Business Personality Replacement Taxes	17,107.60	School Taxes in Municipal Budget		
Collection of Taxes	37,572.00	Taxes from Public Utilities	279,184.00	County Taxes	.47 * 759,358.33	
Planning, Housing & Development	19,400.00	Other Miscellaneous Tax Revenues		County Library Taxes	.04 65,372.44	
Human Resources	60,245.50	State Aid Revenues	222,035.01	Local Municipal Purpose Taxes	.61 997,269.21	
Election		Federal Aid Revenues		Veteran & Senior Citizen Taxes		
General Administration (other)	176,543.50			Total Taxes for Rate Computation	2.49 4,092,533.74	
<b>JUDICIARY</b>		Sale of Acquired Property	242,605.40	Special District Taxes		
Municipal Courts	43,000.00	Other Miscellaneous Revenues	4,990,730.77	Bank Corp. Taxes		
<b>PUBLIC SAFETY</b>		Total	6,990,730.77	Added and Omitted Taxes	22,695.25	
Fire Protection	28,205.00	Prior Years Surplus Appropriated	275,000.00	Total Taxes Levied - ABSTRACT	4,074,078.99	
Police Protection	353,317.47	REVENUES TOTAL	5,265,730.77	Total Taxes Billed	4,075,635.96	
Civil Defense & Disaster Control	1,000.00	Reserve For Uncollected Taxes	362,385.27	TAXES COLLECTED	3,853,715.91	
Environmental Inspection & Control	24,726.00	<b>CAPITAL OUTLAY TOTAL</b>		Taxes Cancelled, Abated or Adjusted	11,614.75	
Other Public Safety		24,652.00		Transfer to Tax Title Liens or Foreclosed	13,357.33	
<b>PUBLIC WORKS</b>				Ending Balance	196,947.97	
Streets and Drainage	130,784.73	Public Enterprises		<b>PRIOR YEARS TAXES OUTSTANDING</b>		
Sewers and Sewage Processing		Recreation-Culture		Beginning Balance	327,994.74	
Garbage and Trash Disposal	304,950.00	Public Works	24,652.00	Collected	268,703.32	
Public Buildings and Grounds	44,000.00	Buildings and Grounds		Cancelled, Abated or Adjusted	.50	
Other Public Works		Library and Education		Transfers to Tax Title Liens or Foreclosed	57,534.45	
<b>HEALTH and WELFARE</b>		Conservation		Ending Balance	1,756.47	
Health Services Except Environmental	9,455.00	All Other		<b>TAX TITLE LIENS OUTSTANDING</b>		
Welfare-Public Assistance	2,982.50	<b>CAPITAL DEBT AUTHORIZED, ENDING BALANCE</b>		Beginning Balance	74,149.88	
Hospital, Clinics, First Aid		ISSUED AND UNISSUED	GROSS DEBT	Transfer From Taxes	90,788.90	
Animal, Insect, & Rodent Control	12,000.00	School	1,849,000	Redeemed	107,379.53	
Other Welfare Services		Self-Liquidating	5,317,436	Cancelled, Abated or Adjusted		
<b>RECREATION and CONSERVATION</b>		Other	2,407,416	Transfers to Foreclosed Property	17,553.74	
Beaches and Boardwalks		Total	9,573,853	Ending Balance	40,005.51	
Parks, Playgrounds, Shade Trees		<b>ISSUED AND OUTSTANDING</b>		<b>PROPERTY ACQUIRED BY DEED OR FORECLOSURE</b>		
Land Reclamation & Conservation		School	2,456,543.96	Beginning Balance	738,296.26	
Other Recreational Services	9,000.00	Self-Liquidating	4,744,086.98	Transfers From Taxes or Liens	17,553.74	
<b>EDUCATION (excluding schools)</b>		Other	25,000.00	Sale for Cash		
Libraries	2,500.00	Total	7,225,630.94	Cancelled, Abated or Adjusted		
Other Educational Services	850.00	<b>EQUALIZED VALUATION BASIS</b>		Ending Balance	755,850.00	
<b>STATUTORY EXPENDITURES</b>		<b>FOR NET DEBT COMPUTATION</b>		<b>CURRENT FINANCES ENDING BALANCE</b>		
Pensions & F. I. C. A.	115,619.85	166,803,708		<b>ASSETS</b>		
Employee Fringe Benefits	132,500.00	<b>REAL PROPERTY VALUATIONS</b>		Cash	925,874.17	
Other Statutory Expenditures		Code	Class	# of Parcels	% VAL'N	ASSESSED VALUATION
<b>MUNICIPAL FUNCTIONS</b>		1	Vacant Land	318	7.41	12,069,300.00
TOTAL	1,586,761.55	2	Residential	1516	79.83	129,980,100.00
<b>CAPITAL IMPROVEMENTS</b>	<b>*MEMO*</b>	3	Farm			17,010,900.00
<b>DEBT SERVICE</b>		4a	Commercial	90	10.45	3,750,800.00
Principal Payments	210,000.00	4b	Industrial			3,750,800.00
Interest Payments	136,882.79	4c	Apartments	2	2.30	162,811,100.00
<b>DEFERRED CHARGES</b>		Total	1926			162,811,100.00
SCHOOL, COUNTY, SPECIAL DISTRICT TAXES	3,054,114.53	Land Area 3.70 Sq. Miles				164,486,234
RESERVE FOR UNCOLLECTED TAXES	362,385.27	Net Valuation Taxable-Municipal				164,115,289
EXPENDITURES TOTAL	5,350,144.14	Net Valuation Taxable-County				163,194,082
		State Equalized Valuation				100.80
		State Equalization Ratio				

\*Includes County Health Service Taxes or County Open Space Tax. See Table 13.

0910

Population 1990 **58,012**  
 Population 1994 **57,331**  
 S & P Rating  
 Moody Rating

General Tax Rate Per \$100. **3.32**  
 State Equalized Tax Rate **3.78**

**UNION CITY CITY - HUDSON COUNTY**  
 Form of Government:  
**Commission (1911)**  
 Number of Members on Governing Body - 5

PER CAPITA:  
 Gross Debt **1,163.86**  
 Net Debt **690.64**  
 Debt Service **88.32**  
 Total Tax Levy **852.81**  
 Municipal Expenditures **1,068.53**

PER CENT:  
 Gross Debt **5.04**  
 Net Debt **2.99**  
 Tax Levy Collected **89.28**  
 Tax Levy Cancelled, Abated or Adjusted

EXPENDITURES-CURRENT YEAR		REVENUES REALIZED-CURRENT YEAR			PROPERTY TAXES-CURRENT YEAR	
<b>GENERAL GOVERNMENT</b>					<b>STATE EQUALIZED TAX RATE</b>	
Governing Body & Public Boards		Property Taxes Collected	<b>39,391,904.88</b>	Local District School Taxes	<b>1.17</b>	<b>15,105,114.00</b>
Municipal Clerk	<b>222,400.00</b>	Payments in Lieu of Taxes	<b>331,798.41</b>	Regional & Consolidated School Tax		
Financial Administration	<b>710,315.00</b>	Delinquent Tax & Lien Collections	<b>5,687,315.55</b>	School Taxes in Municipal Budget	<b>.08</b>	<b>1,097,227.74</b>
Assessment of Taxes	<b>319,524.00</b>	Business Personalty Replacement Taxes	<b>1,163,790.76</b>	County Taxes	<b>.69</b>	<b>* 8,868,753.59</b>
Collection of Taxes	<b>295,207.00</b>	Taxes from Public Utilities	<b>1,673,145.00</b>	County Library Taxes		
Planning, Housing & Development	<b>81,680.00</b>	Other Miscellaneous Tax Revenues		Local Municipal Purpose Taxes	<b>1.84</b>	<b>23,821,124.00</b>
Human Resources	<b>3,666,767.75</b>	State Aid Revenues	<b>17,405,652.61</b>	Veteran & Senior Citizen Taxes		<b>123,150.00</b>
Elections	<b>101,901.00</b>	Federal Aid Revenues		Total Taxes for Rate Computation	<b>3.78</b>	<b>49,015,369.33</b>
General Administration (other)	<b>5,643,878.66</b>			Special District Taxes		
<b>JUDICIARY</b>		Sale of Acquired Property		Bank Corp. Taxes		
Municipal Courts	<b>1,037,063.37</b>	Other Miscellaneous Revenues	<b>10,370,025.50</b>	Added and Omitted Taxes		
<b>PUBLIC SAFETY</b>		Total	<b>76,023,632.71</b>	Total Taxes Levied - ABSTRACT		<b>48,892,219.33</b>
Fire Protection	<b>6,461,973.00</b>	Prior Years Surplus Appropriated	<b>4,136,000.00</b>	Total Taxes Billed		<b>44,121,172.38</b>
Police Protection	<b>9,710,259.56</b>	REVENUES	<b>80,159,632.71</b>	TAXES COLLECTED		<b>39,391,904.88</b>
Civil Defense & Disaster Control	<b>8,718.00</b>	Reserve For Uncollected Taxes	<b>5,006,630.86</b>	Taxes Cancelled, Abated or Adjusted		
Environmental Inspection & Control	<b>339,391.00</b>	<b>CAPITAL OUTLAY</b>	<b>4,270,569.50</b>	Transfer to Tax Title Liens or Foreclosed		
Other Public Safety		Total		Ending Balance		<b>4,729,267.50</b>
<b>PUBLIC WORKS</b>		Public Enterprises		<b>PRIOR YEARS TAXES OUTSTANDING</b>		
Streets and Drainage	<b>2,839,179.13</b>	Recreation-Culture	<b>1,156,541.03</b>	Beginning Balance		<b>4,336,647.57</b>
Sewers and Sewage Processing	<b>1,174,096.00</b>	Public Works	<b>218,384.26</b>	Collected		<b>4,006,255.55</b>
Garbage and Trash Disposal	<b>2,231,000.00</b>	Buildings and Grounds	<b>2,895,644.21</b>	Cancelled, Abated or Adjusted		
Public Buildings and Grounds	<b>704,214.00</b>	Library and Education		Transfers to Tax Title Liens or Foreclosed		
Other Public Works	<b>171,000.00</b>	Conservation		Ending Balance		<b>330,392.02</b>
<b>HEALTH and WELFARE</b>		All Other		<b>TAX TITLE LIENS OUTSTANDING</b>		
Health Services Except Environmental	<b>1,450,342.10</b>			Beginning Balance		<b>3,864,309.10</b>
Welfare-Public Assistance	<b>266,378.66</b>	<b>CAPITAL DEBT AUTHORIZED, ENDING BALANCE</b>			Transfer From Taxes	
Hospital, Clinics, First Aid		ISSUED AND UNISSUED	GROSS DEBT	NET DEBT		
Animal, Insect, & Rodent Control		School	<b>27,130,000</b>			
Other Welfare Services		Self-Liquidating				
<b>RECREATION and CONSERVATION</b>		Other	<b>39,595,000</b>	<b>39,595,000</b>		<b>1,681,060.00</b>
Beaches and Boardwalks		Total	<b>66,725,000</b>			
Perks, Playgrounds, Shade Trees	<b>506,711.00</b>	ISSUED AND OUTSTANDING				
Land Reclamation & Conservation	<b>482,000.00</b>	School	<b>27,130,000.00</b>			
Other Recreational Services	<b>1,843,650.00</b>	Self-Liquidating				
<b>EDUCATION (excluding schools)</b>		Other	<b>39,445,000.00</b>			<b>2,183,249.10</b>
Libraries	<b>700,000.00</b>	Total	<b>66,575,000.00</b>			
Other Educational Services		EQUALIZED VALUATION BASIS				
<b>STATUTORY EXPENDITURES</b>		FOR NET DEBT COMPUTATION	<b>1,324,766,797</b>			
Pensions & F. I. C. A.	<b>3,919,041.44</b>	<b>REAL PROPERTY VALUATIONS</b>			<b>CURRENT FINANCES ENDING BALANCE</b>	
Employee Fringe Benefits	<b>5,878,306.38</b>	Code	Class	# of Parcels	% VAL'N	ASSESSED VALUATION
Other Statutory Expenditures		1	Vacant Land	316	1.16	<b>16,724,100.00</b>
<b>MUNICIPAL FUNCTIONS</b>	<b>TOTAL</b>	2	Residential	4834	43.79	<b>632,393,420.00</b>
<b>CAPITAL IMPROVEMENTS</b>	<b>*MEMO*</b>	3	Farm			<b>439,021,850.00</b>
<b>DEBT SERVICE</b>		4a	Commercial	1403	30.40	<b>65,080,200.00</b>
Principal Payments	<b>820,000.00</b>	4b	Industrial	144	4.51	<b>291,060,300.00</b>
Interest Payments	<b>4,243,301.11</b>	4c	Apartments	731	20.15	<b>1,444,279,870.00</b>
<b>TYPE I SCHL DEBT *MEMO</b>	<b>1,722,372.50</b>	Total	7428			
DEFERRED CHARGES	<b>424,874.54</b>	Land Area	1.40	Sq. Miles		
SCHOOL, COUNTY, SPECIAL DISTRICT TAXES	<b>25,071,095.33</b>	Net Valuation Taxable-Municipal				<b>1,471,326,174</b>
RESERVE FOR UNCOLLECTED TAXES	<b>5,006,630.86</b>	Net Valuation Taxable-County				<b>1,365,320,606</b>
<b>EXPENDITURES</b>	<b>TOTAL</b>	State Equalized Valuation				<b>1,295,850,547</b>
	<b>86,330,898.89</b>	State Equalization Ratio				<b>113.83</b>
						<b>21,803,515.48</b>
						<b>10,249,940.33</b>
						<b>9,383,708.62</b>
						<b>2,169,866.53</b>
						<b>21,803,515.48</b>

1025

Population 1990 5,078  
 Population 1994 5,400  
 S & P Rating  
 Moody Rating

General Tax Rate Per \$100. 1.69  
 State Equalized Tax Rate 1.65

UNION TOWNSHIP - HUNTERDON COUNTY  
 Form of Government:  
 Township Committee  
 Number of Members on Governing Body - 3

PER CAPITA:  
 Gross Debt 41.48  
 Net Debt  
 Debt Service  
 Total Tax Levy 1,137.94  
 Municipal Expenditures 358.90

PER CENT:  
 Gross Debt .06  
 Net Debt  
 Tax Levy Collected 95.74  
 Tax Levy Cancelled, Abated or Adjusted .65

EXPENDITURES-CURRENT YEAR		REVENUES REALIZED-CURRENT YEAR		PROPERTY TAXES-CURRENT YEAR	
<b>GENERAL GOVERNMENT</b>		<b>REVENUES REALIZED-CURRENT YEAR</b>		<b>STATE EQUALIZED TAX RATE</b>	
Governing Body & Public Boards		Property Taxes Collected	5,904,970.25	Local District School Taxes	.88 3,256,749.00
Municipal Clerk		Payments In Lieu of Taxes		Regional & Consolidated School Tax	.43 1,569,276.16
Financial Administration	40,828.00	Delinquent Tax & Lien Collections	252,536.68	School Taxes in Municipal Budget	
Assessment of Taxes	46,791.00	Business Personalty Replacement Taxes	49,485.36	County Taxes	.31 * 1,137,520.21
Collection of Taxes	29,130.00	Taxes from Public Utilities	204,043.00	County Library Taxes	.03 105,158.52
Planning, Housing & Development	79,932.00	Other Miscellaneous Tax Revenues		Local Municipal Purpose Taxes	
Human Resources		State Aid Revenues	286,238.53	Veteran & Senior Citizen Taxes	18,200.00
Elections		Federal Aid Revenues		Total Taxes for Rate Computation	1.65 6,086,903.89
General Administration (other)	237,541.51			Special District Taxes	
<b>JUDICIARY</b>		Sale of Acquired Property		Bank Corp. Taxes	
Municipal Courts	58,808.86	Other Miscellaneous Revenues	627,713.28	Added and Omitted Taxes	76,183.11
<b>PUBLIC SAFETY</b>		Total	7,324,985.10	Total Taxes Levied - ABSTRACT	6,144,889.00
Fire Protection	59,027.00	Prior Years Surplus Appropriated	920,306.64	Total Taxes Billed	6,167,447.94
Police Protection	40,825.00	<b>REVENUES TOTAL</b>	<b>8,245,291.74</b>	<b>TAXES COLLECTED</b>	<b>5,904,970.25</b>
Civil Defense & Disaster Control	3,500.00	Reserve For Uncollected Taxes	430,000.00	Taxes Cancelled, Abated or Adjusted	40,141.02
Environmental Inspection & Control	29,858.00	<b>CAPITAL OUTLAY TOTAL</b>	<b>34,275.00</b>	Transfer to Tax Title Liens or Foreclosed	5,854.16
Other Public Safety				Ending Balance	216,482.51
<b>PUBLIC WORKS</b>		Public Enterprises		<b>PRIOR YEARS TAXES OUTSTANDING</b>	
Streets and Drainage	333,540.53	Recreation-Culture		Beginning Balance	289,079.08
Sewers and Sewage Processing	196,272.00	Public Works	34,275.00	Collected	237,593.63
Garbage and Trash Disposal	26,000.00	Buildings and Grounds		Cancelled, Abated or Adjusted	
Public Buildings and Grounds	20,758.65	Library and Education		Transfers to Tax Title Liens or Foreclosed	
Other Public Works		Conservation		Ending Balance	51,483.43
<b>HEALTH and WELFARE</b>		All Other		<b>TAX TITLE LIENS OUTSTANDING</b>	
Health Services Except Environmental	7,500.00			Beginning Balance	47,134.82
Welfare-Public Assistance	7,700.00	<b>CAPITAL DEBT AUTHORIZED, ENDING BALANCE</b>		Transfer From Taxes	5,854.16
Hospital, Clinics, First Aid		<b>ISSUED AND UNISSUED</b>		Redeemed	14,939.05
Animal, Insect, & Rodent Control	7,600.00	School	224,000	Cancelled, Abated or Adjusted	2,260.12
Other Welfare Services		Self-Liquidating		Transfers to Foreclosed Property	
<b>RECREATION and CONSERVATION</b>		Other		Ending Balance	35,789.81
Beaches and Boardwalks		Total	224,000	<b>PROPERTY ACQUIRED BY DEED OR</b>	
Parks, Playgrounds, Shade Trees	3,000.00	<b>ISSUED AND OUTSTANDING</b>		<b>FORECLOSURE</b>	
Land Reclamation & Conservation	14,247.00	School		Beginning Balance	
Other Recreational Services	167,700.00	Self-Liquidating		Transfers From Taxes or Liens	
<b>EDUCATION (excluding schools)</b>		Other		Sale for Cash	
Libraries		Total		Cancelled, Abated or Adjusted	
Other Educational Services		<b>EQUALIZED VALUATION BASIS</b>		Ending Balance	
<b>STATUTORY EXPENDITURES</b>		<b>FOR NET DEBT COMPUTATION</b>		<b>CURRENT FINANCES ENDING BALANCE</b>	
Pensions & F. I. C. A.	36,750.00	<b>REAL PROPERTY VALUATIONS</b>		<b>ASSETS</b>	
Employee Fringe Benefits	52,000.00	Code Class # of Parcels % VAL'N ASSESSED VALUATION		Cash	3,781,496.33
Other Statutory Expenditures	6,600.00	1 Vacant Land 136 3.64 13,073,100.00		Taxes Receivable	273,486.53
<b>MUNICIPAL FUNCTIONS TOTAL</b>	<b>1,505,909.53</b>	2 Residential 1360 67.02 240,417,100.00		Tax Title Liens	35,789.81
<b>CAPITAL IMPROVEMENTS *MEMO*</b>	<b>167,000.00</b>	3 Farm 264 5.74 20,594,900.00		Foreclosed Property	
<b>DEBT SERVICE</b>		4a Commercial 66 21.03 75,447,100.00		Emergencies & Other Deferred Charges	2,140.00
Principal Payments		4b Industrial 8 2.52 9,024,300.00		State and Federal Aid Receivable	62,000.00
Interest Payments		4c Apartments 1 .04 157,200.00		Other Receivables	229.97
<b>DEFERRED CHARGES</b>	<b>2,140.00</b>	Total 1835 358,713,700.00		Total	4,155,140.64
SCHOOL, COUNTY, SPECIAL DISTRICT TAXES	6,068,703.89	Land Area 18.10 Sq. Miles		<b>LIABILITIES, RESERVES, AND SURPLUS</b>	
RESERVE FOR UNCOLLECTED TAXES	430,000.00	Net Valuation Taxable-Municipal	360,429,752	Cash Liabilities	1,141,399.55
<b>EXPENDITURES TOTAL</b>	<b>8,006,753.42</b>	Net Valuation Taxable-County	356,003,108	Reserves for Receivables	309,504.31
		State Equalized Valuation	368,423,985	Surplus	2,704,236.78
		State Equalization Ratio	97.82	Total	4,155,140.64

\*Includes County Health Service Taxes or County Open Space Tax. See Table 13.

2019

Population 1990 50,024  
 Population 1994 50,426  
 S & P Rating  
 Moody Rating AA

General Tax Rate Per \$100 7.92  
 State Equalized Tax Rate 2.44

UNION TOWNSHIP - UNION COUNTY  
 Form of Government:  
 Township Committee  
 Number of Members on Governing Body - 5

PER CAPITA: PER CENT:  
 Gross Debt 383.26 Gross Debt .58  
 Net Debt 292.73 Net Debt .45  
 Debt Service 35.34 Tax Levy Collected 96.74  
 Total Tax Levy 1,607.69 Tax Levy Cancelled, Abated or Adjusted .20  
 Municipal Expenditures 851.55

EXPENDITURES-CURRENT YEAR		REVENUES REALIZED-CURRENT YEAR		PROPERTY TAXES-CURRENT YEAR		
<b>GENERAL GOVERNMENT</b>		<b>REVENUES REALIZED-CURRENT YEAR</b>		<b>PROPERTY TAXES-CURRENT YEAR</b>		
Governing Body & Public Boards		Property Taxes Collected	78,570,104.19	STATE EQUALIZED TAX RATE		
Municipal Clerk		Payments In Lieu of Taxes	183,399.96	Local District School Taxes	1.27 41,958,987.00	
Financial Administration	18,000.00	Delinquent Tax & Lien Collections	1,977,180.41	Regional & Consolidated School Tax		
Assessment of Taxes	245,229.00	Business Personalty Replacament Taxes	1,419,561.84	School Taxes in Municipal Budget		
Collection of Taxes	254,466.00	Taxes from Public Utilities	4,141,980.00	County Taxes	.48 * 15,949,111.65	
Planning, Housing & Development	136,906.00	Other Miscellaneous Tax Revenues		County Library Taxes		
Human Resources	458,656.00	State Aid Revenues	2,955,734.63	Local Municipal Purposa Taxes	.69 22,774,283.76	
Elections	20,181.00	Federal Aid Revenues		Vataran & Sanlor Citizan Taxes	610,350.00	
General Administration (other)	2,793,919.00			Total Taxes for Rate Computation	2.44 81,292,732.41	
<b>JUDICIARY</b>		Sala of Acquired Property	2,763,869.74	Special District Taxes		
Municipal Courts	316,017.00	Other Miscellaneous Ravanues		Bank Corp. Taxes		
<b>PUBLIC SAFETY</b>		Total	92,011,830.77	Addad and Omitted Taxes	386,762.77	
Fire Protection	6,862,234.00	Prior Yaars Surplus Appropriated	7,500,000.00	Total Taxes Lavied - ABSTRACT	81,069,145.18	
Police Protection	9,350,264.00	REVENUES TOTAL	99,511,830.77	Total Taxes Billed	81,221,537.00	
Civil Defansa & Disastar Control	19,375.00	Resarve For Uncollected Taxes	2,324,000.00	TAXES COLLECTED	78,570,104.19	
Environmental Inspection & Control	336,674.00	CAPITAL OUTLAY TOTAL	2,583,804.93	Taxes Cancelled, Abated or Adjusted	160,204.62	
Other Public Safety		Public Enterprises		Transfer to Tax Titla Liens or Foreclosed	6,865.88	
<b>PUBLIC WORKS</b>		Recreation-Culture	1,076,803.06	Ending Balance	2,484,362.31	
Streets and Drainaga	1,154,885.97	Public Works	1,507,001.87	<b>PRIOR YEARS TAXES OUTSTANDING</b>		
Sewers and Sawage Processing		Buildings and Grounds		Beginning Balanca	2,032,846.55	
Garbage and Trash Disposal	5,156,312.00	Library and Education		Collected	1,961,947.14	
Public Buildings and Grounds	290,836.33	Consarvation		Cancelled, Abated or Adjusted		
Other Public Works	1,439,537.00	All Other		Translars to Tax Titla Liens or Foreclosed		
<b>HEALTH and WELFARE</b>		<b>CAPITAL DEBT AUTHORIZED, ENDING BALANCE</b>		Ending Balanca	70,899.41	
Health Services Except Environmental	672,526.00	ISSUED AND UNISSUED	GROSS DEBT	TAX TITLE LIENS OUTSTANDING		
Welfare-Public Assistance	68,236.00	School	4,565,000	Beginning Balanca	52,999.53	
Hospital, Clinics, First Aid		Self-Liquidating	42,057	Transfer From Taxes	6,865.88	
Animal, Insect, & Rodent Control	47,272.00	Other	14,718,996	Redeamad	15,233.27	
Other Walfara Servicas		Total	19,326,053	Cancelled, Abatad or Adjustad		
<b>RECREATION and CONSERVATION</b>		ISSUED AND OUTSTANDING		Translars to Foreclosed Property		
Beaches and Boardwalks		School	4,565,000.00	Ending Balanca	44,632.14	
Parks, Playgrounds, Shade Trees	196,400.00	Self-Liquidating	7,991,000.00	PROPERTY ACQUIRED BY DEED OR		
Land Reclamation & Conservation	37,266.16	Other	12,556,000.00	FORECLOSURE		
Other Recreational Services	372,553.00	Total		Beginning Balanca	100,500.00	
<b>EDUCATION (excluding schools)</b>		EQUALIZED VALUATION BASIS		Transfers From Taxes or Liens		
Libraries	1,422,045.00	FOR NET DEBT COMPUTATION	3,307,819,922	Sale for Cash		
Other Educational Services		REAL PROPERTY VALUATIONS		Cancelled, Abated or Adjusted		
<b>STATUTORY EXPENDITURES</b>		Code	Class	# of Parcels	% VAL'N	ASSESSED VALUATION
Pensions & F. I. C. A.	2,311,417.00	1	Vacant Land	681	1.19	12,026,300.00
Employee Fringe Benefits	4,852,700.00	2	Residental	15597	69.98	707,247,500.00
Other Statutory Expendituras		3	Farm	1		3,200.00
<b>MUNICIPAL FUNCTIONS</b>		4a	Commarcial	732	15.34	155,024,100.00
CAPITAL IMPROVEMENTS	200,000.00	4b	Industrial	239	11.90	120,307,100.00
DEBT SERVICE		4c	Apartments	45	1.59	16,065,400.00
Principal Payments	1,275,000.00	Total		17295		1,010,673,600.00
Interest Payments	507,116.00	Land Area	9.00	Sq. Miles		
<b>DEFERRED CHARGES</b>		Net Valuation Taxable-Municipal				1,017,776,695
SCHOOL, COUNTY, SPECIAL DISTRICT TAXES	57,908,098.65	Net Valuation Taxable-County				3,403,922,263
RESERVE FOR UNCOLLECTED TAXES	2,324,000.00	State Equalized Valuation				3,287,445,841
EXPENDITURES TOTAL	100,848,122.11	State Equalization Ratio				30.81
				<b>CURRENT FINANCES ENDING BALANCE</b>		
				ASSETS		
				Cash		11,240,111.67
				Taxes Receivable		2,555,261.72
				Tax Titla Liens		44,632.14
				Foreclosed Property		100,500.00
				Emergencias & Othar Dalarred Charges		67,836.33
				State and Fadaral Aid Receivable		47,389.12
				Other Receivables		1,581,592.90
				Total		15,637,323.88
				<b>LIABILITIES, RESERVES, AND SURPLUS</b>		
				Cash Liabilities		5,406,120.71
				Reserves for Receivables		4,281,986.76
				Surplus		5,949,216.41
				Total		15,637,323.88

\*Includes County Health Service Taxes or County Open Space Tax. See Table 13.

1350

Population 1990 6,156  
 Population 1994 6,295  
 S & P Rating  
 Moody Rating 3AA1

General Tax Rate Per \$100. 2.28  
 State Equalized Tax Rate 2.53

**UNION BEACH BORO. - MONMOUTH COUNTY**  
 Form of Government:  
**Borough Council**  
 Number of Members on Governing Body - 6

PER CAPITA:  
 Gross Debt 1,012.79  
 Net Debt 1,012.79  
 Debt Service 121.49  
 Total Tax Levy 1,071.08  
 Municipal Expenditures 978.27

PER CENT:  
 Gross Debt 2.39  
 Net Debt 2.39  
 Tax Levy Collected 93.79  
 Tax Levy Cancelled, Abated or Adjusted .06

EXPENDITURES-CURRENT YEAR		REVENUES REALIZED-CURRENT YEAR			PROPERTY TAXES-CURRENT YEAR	
<b>GENERAL GOVERNMENT</b>					<b>STATE EQUALIZED TAX RATE</b> 1.22	
Governing Body & Public Boards	15,067.25	Property Taxes Collected	6,264,516.19		Local District School Taxes	3,251,618.00
Municipal Clerk	53,377.77	Payments in Lieu of Taxes			Regional & Consolidated School Tax	
Financial Administration	143,146.16	Delinquent Tax & Lien Collections	319,911.47		School Taxes in Municipal Budget	
Assessment of Taxes	15,598.02	Business Personality Replacement Taxes	86,819.48		County Taxes	* 1,290,077.30
Collection of Taxes	53,158.78	Taxes from Public Utilities	428,115.00		County Library Taxes	.02 54,658.70
Planning, Housing & Development	18,534.08	Other Miscellaneous Tax Revenues			Local Municipal Purpose Taxes	.80 2,138,417.43
Human Resources	86,470.90	State Aid Revenues	969,186.87		Veteran & Senior Citizen Taxes	69,050.00
Elections	1,400.00	Federal Aid Revenues	44,472.00		Total Taxes for Rate Computation	2.52 6,803,821.43
General Administration (other)	376,310.50				Special District Taxes	
<b>JUDICIARY</b>		Sale of Acquired Property	24,495.02		Bank Corp. Taxes	
Municipal Courts	62,800.00	Other Miscellaneous Revenues	1,709,378.78		Added and Omitted Taxes	7,675.34
<b>PUBLIC SAFETY</b>					Total Taxes Levied - ABSTRACT	6,742,446.77
Fire Protection	193,938.00				Total Taxes Billed	6,679,170.50
Police Protection	1,030,974.75	Prior Years Surplus Appropriated	490,000.00		<b>TAXES COLLECTED</b>	6,264,516.19
Civil Defense & Disaster Control	48,722.00	REVENUES TOTAL	10,336,894.81		Taxes Cancelled, Abated or Adjusted	3,725.64
Environmental Inspection & Control	40,680.00	Reserve For Uncollected Taxes	532,000.00		Transfer to Tax Title Liens or Foreclosed	67,787.53
Other Public Safety					Ending Balance	343,141.16
<b>PUBLIC WORKS</b>		<b>CAPITAL OUTLAY TOTAL</b> 571,874.05			<b>PRIOR YEARS TAXES OUTSTANDING</b>	
Streets and Drainage	267,951.28	Public Enterprises			Beginning Balance	575,288.76
Sewers and Sewage Processing	1,038,250.00	Recreation-Culture			Collected	207,938.16
Garbage and Trash Disposal	463,821.35	Public Works	569,762.39		Cancelled, Abated or Adjusted	
Public Buildings and Grounds	123,087.26	Buildings and Grounds	2,111.66		Transfers to Tax Title Liens or Foreclosed	
Other Public Works		Library and Education			Ending Balance	367,350.60
<b>HEALTH and WELFARE</b>		Conservation			<b>TAX TITLE LIENS OUTSTANDING</b>	
Health Services Except Environmental	78,669.63	All Other			Beginning Balance	207,021.68
Welfare-Public Assistance	5,965.98	<b>CAPITAL DEBT AUTHORIZED, ENDING BALANCE</b>			Transfer From Taxes	67,787.53
Hospital, Clinics, First Aid		ISSUED AND UNISSUED	GROSS DEBT	NET DEBT	Redeemed	111,973.31
Animal, Insect, & Rodent Control	25.00	School			Cancelled, Abated or Adjusted	
Other Welfare Services		Self-Liquidating			Transfers to Foreclosed Property	
<b>RECREATION and CONSERVATION</b>		Other	6,375,500	6,375,500	Ending Balance	162,835.90
Beaches and Boardwalks		Total	6,375,500	6,375,500	<b>PROPERTY ACQUIRED BY DEED OR FORECLOSURE</b>	
Parks, Playgrounds, Shade Trees		<b>ISSUED AND OUTSTANDING</b>			Beginning Balance	2,276,600.00
Land Reclamation & Conservation	48,754.12	School			Transfers From Taxes or Liens	
Other Recreational Services	28,900.00	Self-Liquidating			Sale for Cash	
<b>EDUCATION (excluding schools)</b>		Other	4,774,000.00		Cancelled, Abated or Adjusted	
Libraries	20,000.00	Total	4,774,000.00		Ending Balance	2,276,600.00
Other Educational Services	50.00	<b>EQUALIZED VALUATION BASIS</b>			<b>CURRENT FINANCES ENDING BALANCE</b>	
<b>STATUTORY EXPENDITURES</b>		<b>FOR NET DEBT COMPUTATION</b> 266,523,251			<b>ASSETS</b>	
Pensions & F. I. C. A.	166,000.00	<b>REAL PROPERTY VALUATIONS</b>			Cash	936,923.91
Employee Fringe Benefits	294,425.00	Code Class # of Parcels % VAL'N	<b>ASSESSED VALUATION</b>		Taxes Receivable	710,491.74
Other Statutory Expenditures		1 Vacant Land 191 2.50	7,374,350.00		Tax Title Liens	162,835.90
<b>MUNICIPAL FUNCTIONS TOTAL</b> 4,676,077.83		2 Residential 2042 79.07	232,907,500.00		Foreclosed Property	2,276,600.00
<b>CAPITAL IMPROVEMENTS *MEMO*</b>		3 Farm			Emergencies & Other Deferred Charges	73,000.00
<b>DEBT SERVICE</b>		4a Commercial 43 3.50	10,311,600.00		State and Federal Aid Receivable	183,525.64
Principal Payments	450,000.00	4b Industrial 8 14.93	43,966,100.00		Other Receivables	381,086.73
Interest Payments	314,793.76	4c Apartments			Total	4,724,463.92
<b>DEFERRED CHARGES</b> 185,320.43		Total 2284	294,559,550.00		<b>LIABILITIES, RESERVES, AND SURPLUS</b>	
<b>SCHOOL, COUNTY, SPECIAL DISTRICT TAXES</b> 4,596,354.00		Land Area 1.80 Sq Miles			Cash Liabilities	396,509.60
<b>RESERVE FOR UNCOLLECTED TAXES</b> 532,000.00		Net Valuation Taxable-Municipal	295,455,674		Reserves for Receivables	3,931,014.37
<b>EXPENDITURES TOTAL</b> 10,756,546.02		Net Valuation Taxable-County	269,314,430		Surplus	836,828.70
		State Equalized Valuation	266,312,911		Total	4,764,352.67
		State Equalization Ratio	110.98			

\*Includes County Health Service Taxes or County Open Space Tax. See Table 13.

0511

Population 1990 10,681  
 Population 1994 11,152  
 S & P Rating  
 Moody Rating

General Tax Rate Per \$100. 1.31  
 State Equalized Tax Rate 1.30

UPPER TOWNSHIP - CAPE MAY COUNTY  
 Form of Government:  
 Township Committee  
 Number of Members on Governing Body - 3

PER CAPITA:  
 Gross Debt 514.17 PER CENT:  
 Gross Debt .77  
 Net Debt Net Debt  
 Debt Service Tax Levy Collected 95.31  
 Total Tax Levy 981.62 Tax Levy Cancelled, Abated  
 Municipal Expenditures 720.01 or Adjusted .19

EXPENDITURES-CURRENT YEAR		REVENUES REALIZED-CURRENT YEAR		PROPERTY TAXES-CURRENT YEAR		
<b>GENERAL GOVERNMENT</b>		<b>REVENUES REALIZED-CURRENT YEAR</b>		<b>STATE EQUALIZED TAX RATE</b>		
Governing Body & Public Boards		Property Taxes Collected	10,266,648.20	Local District School Taxes	.87 6,744,661.00	
Municipal Clerk		Payments in Lieu of Taxes		Regional & Consolidated School Tax		
Financial Administration	88,300.00	Delinquent Tax & Lien Collections	473,826.98	School Taxes in Municipal Budget		
Assessment of Taxes	302,979.00	Business Personality Replacement Taxes	9,436.44	County Taxes	.42 * 3,254,699.94	
Collection of Taxes	97,750.00	Taxes from Public Utilities	4,449,257.00	County Library Taxes	.03 205,722.66	
Planning, Housing & Development	53,805.00	Other Miscellaneous Tax Revenues		Local Municipal Purpose Taxes		
Human Resources	31,322.00	State Aid Revenues	284,459.42	Veteran & Senior Citizen Taxes	77,050.00	
Elections		Federal Aid Revenues		Total Taxes for Rate Computation	1.32 10,282,133.60	
General Administration (other)	699,680.00			Special District Taxes	679,704.41	
<b>JUDICIARY</b>		<b>Other Miscellaneous Revenues</b>		<b>Bank Corp. Taxes</b>		
Municipal Courts	149,457.78	Seizure of Acquired Property		Added and Omitted Taxes	62,214.30	
<b>PUBLIC SAFETY</b>		<b>Total</b>		<b>Total Taxes Levied - ABSTRACT</b>		
Fire Protection	40,000.00	Other Miscellaneous Revenues	812,674.58	Total Taxes Billed	10,947,002.31	
Police Protection	241,960.00	Prior Years Surplus Appropriated	2,552,096.56	TAXES COLLECTED	10,771,632.86	
Civil Defense & Disaster Control	77,400.00	REVENUES TOTAL	18,848,399.18	Taxes Cancelled, Abated or Adjusted	20,354.77	
Environmental Inspection & Control	108,500.00	Reserve For Uncollected Taxes	1,098,000.00	Transfer to Tax Title Liens or Foreclosed	68,866.69	
Other Public Safety		<b>CAPITAL OUTLAY TOTAL</b>		<b>Ending Balance</b>		
<b>PUBLIC WORKS</b>		<b>Public Enterprises</b>		<b>PRIOR YEARS TAXES OUTSTANDING</b>		
Streets and Drainage	796,624.39	Recreation-Culture	4,118.02	Beginning Balance	460,129.17	
Sewers and Sewage Processing		Public Works	15,733.00	Collected	414,222.18	
Garbage and Trash Disposal	755,750.00	Buildings and Grounds	1,098,470.00	Cancelled, Abated or Adjusted		
Public Buildings and Grounds	203,190.00	Library and Education		Transfers to Tax Title Liens or Foreclosed	25,951.11	
Other Public Works		Conservation		Ending Balance	19,955.88	
<b>HEALTH and WELFARE</b>		<b>All Other</b>		<b>TAX TITLE LIENS OUTSTANDING</b>		
Health Services Except Environmental	650.00			Beginning Balance	166,853.77	
Welfare-Public Assistance	8,500.00	<b>CAPITAL DEBT AUTHORIZED, ENDING BALANCE</b>		Transfer From Taxes	98,480.18	
Hospital, Clinics, First Aid		ISSUED AND UNISSUED	GROSS DEBT	NET DEBT		
Animal, Insect, & Rodent Control	35,000.00	School	5,734,000			
Other Welfare Services		Self-Liquidating				
<b>RECREATION and CONSERVATION</b>		Other				
Beeches and Boardwalks	128,900.00	Total	5,734,000			
Parks, Playgrounds, Shade Trees	32,400.00	<b>ISSUED AND OUTSTANDING</b>		<b>PROPERTY ACQUIRED BY DEED OR FORECLOSURE</b>		
Land Reclamation & Conservation	227,500.00	School	5,734,000.00	Beginning Balance	1,691,473.82	
Other Recreational Services	381,037.00	Self-Liquidating		Transfers From Taxes or Liens	830.18	
<b>EDUCATION (excluding schools)</b>		Other		Sale for Cash		
Libraries		Total	5,734,000.00	Cancelled, Abated or Adjusted		
Other Educational Services	1,800,000.00	<b>EQUALIZED VALUATION BASIS FOR NET DEBT COMPUTATION</b>		Ending Balance	1,692,304.00	
<b>STATUTORY EXPENDITURES</b>		<b>REAL PROPERTY VALUATIONS</b>		<b>CURRENT FINANCES ENDING BALANCE ASSETS</b>		
Pensions & F. I. C. A.	185,881.00	Code	Class	# of Parcels	% VAL'N	ASSESSED VALUATION
Employee Fringe Benefits	485,000.00	1	Vacant Land	2645	9.30	69,832,400.00
Other Statutory Expenditures		2	Residential	4070	77.46	581,803,500.00
<b>MUNICIPAL FUNCTIONS TOTAL</b>		3	Farm	99	.56	4,203,100.00
CAPITAL IMPROVEMENTS	6,931,586.17	4e	Commercial	236	11.04	82,941,200.00
<b>* MEMO *</b>		4b	Industrial	1	1.48	11,101,800.00
<b>DEBT SERVICE</b>		4c	Apartments	6	.16	1,180,400.00
Principal Payments		Total		7057		751,062,400.00
Interest Payments		<b>Land Area 63.70 Sq. Miles</b>		<b>LIABILITIES, RESERVES, AND SURPLUS</b>		
<b>DEFERRED CHARGES</b>		<b>Net Valuation Taxable-Municipal</b>		<b>Cash Liabilities</b>		
SCHOOL, COUNTY, SPECIAL DISTRICT TAXES	10,884,788.01	<b>Net Valuation Taxable-County</b>		<b>Reserves for Receivables</b>		
RESERVE FOR UNCOLLECTED TAXES	1,098,000.00	<b>State Equalized Valuation</b>		<b>Surplus</b>		
EXPENDITURES TOTAL	18,914,374.18	<b>State Equalization Ratio</b>		<b>Total</b>		
				8,249,489.28		
				3,364,708.88		
				2,340,209.38		
				2,544,571.02		
				8,249,489.28		

0613

Population 1990 6,927
Population 1994 7,012
S & P Rating
Moody Rating

General Tax Rate Per \$100. 3.39
State Equalized Tax Rate 2.01

UPPER DEERFIELD TWP. - CUMB. CO.
Form of Government:
Township Committee
Number of Members on Governing Body - 5

PER CAPITA:
Gross Debt 831.69
Net Debt 93.69
Debt Service 8.46
Total Tax Levy 980.13
Municipal Expenditures 445.05
PER CENT:
Gross Debt 1.84
Net Debt .21
Tax Levy Collected 94.89
Tax Levy Cancelled, Abated or Adjusted .81

Table with columns: EXPENDITURES-CURRENT YEAR, REVENUES REALIZED-CURRENT YEAR, PROPERTY TAXES-CURRENT YEAR, CAPITAL OUTLAY, CAPITAL DEBT AUTHORIZED, ENDING BALANCE, EQUALIZED VALUATION BASIS, REAL PROPERTY VALUATIONS, CURRENT FINANCES ENDING BALANCE. Includes sub-sections like GENERAL GOVERNMENT, JUDICIARY, PUBLIC SAFETY, PUBLIC WORKS, HEALTH and WELFARE, RECREATION and CONSERVATION, EDUCATION, STATUTORY EXPENDITURES, MUNICIPAL FUNCTIONS, CAPITAL IMPROVEMENTS, DEBT SERVICE, DEFERRED CHARGES, SCHOOL, COUNTY, SPECIAL DISTRICT TAXES, RESERVE FOR UNCOLLECTED TAXES, EXPENDITURES.

\*Includes County Health Service Taxes or County Open Space Tax. See Table 13.

Population 1990 **3,277**  
 Population 1994 **3,594**  
 S & P Rating  
 Moody Rating

General Tax Rate Par \$100. **1.88**  
 State Equalized Tax Rate **1.96**

**UPPER FREEHOLD TWP. - MON. COUNTY**  
 Form of Government:  
**Township Committee**  
 Number of Members on Governing Body - 3

PER CAPITA: PER CENT:  
 Gross Debt **1,759.16** Gross Debt **2.36**  
 Net Debt Nat Debt  
 Debt Service Tax Levy Collected **94.46**  
 Total Tax Levy **1,540.11** Tax Levy Cancelled, Abated or Adjusted **1.09**  
 Municipal Expenditures **771.91**

EXPENDITURES-CURRENT YEAR		REVENUES REALIZED-CURRENT YEAR		PROPERTY TAXES-CURRENT YEAR	
<b>GENERAL GOVERNMENT</b>		<b>REVENUES REALIZED-CURRENT YEAR</b>		<b>STATE EQUALIZED TAX RATE</b> →	
Governing Body & Public Boards		Property Taxes Collected	<b>5,228,438.73</b>	Local District School Taxes	
Municipal Clerk		Payments in Lieu of Taxes		Regional & Consolidated School Tax	<b>1.29</b>
Financial Administration	<b>55,240.00</b>	Delinquent Tax & Lien Collections	<b>278,690.02</b>	School Taxes in Municipal Budget	
Assessment of Taxes	<b>67,410.00</b>	Business Personalty Raplacament Taxes	<b>61,730.16</b>	County Taxes	<b>.48</b> *
Collection of Taxes	<b>58,395.00</b>	Taxes from Public Utilities	<b>425,761.00</b>	County Library Taxes	<b>.02</b>
Planning, Housing & Devalopment	<b>196,385.00</b>	Other Miscellaneous Tax Ravanuas		Local Municipal Purposa Taxes	<b>.17</b>
Human Rasources	<b>44,038.00</b>	Stata Ald Ravanuas	<b>415,984.31</b>	Valaran & Sanlor Citizan Taxes	
Elections	<b>1,350.00</b>	Federal Ald Ravanuas		Total Taxes for Rata Computation	<b>1.96</b>
General Administration (other)	<b>282,590.00</b>			Special District Taxes	
<b>JUDICIARY</b>		Sala of Acquired Property		Bank Corp. Taxes	
Municipal Courts	<b>86,150.00</b>	Other Miscellaneous Ravanuas	<b>408,809.49</b>	Addad and Omitad Taxes	<b>133,306.47</b>
<b>PUBLIC SAFETY</b>		Total	<b>6,819,413.71</b>	Total Taxes Laviad - ABSTRACT	<b>5,535,164.11</b>
Fira Proctacon	<b>118,259.10</b>	Prior Yaars Surplus Appropriated	<b>1,000,000.00</b>	Total Taxes Billed	<b>5,535,164.11</b>
Police Protection	<b>59,590.00</b>	REVENUES TOTAL	<b>7,819,413.71</b>	TAXES COLLECTED	<b>5,228,438.73</b>
Civil Dalanse & Disastar Control	<b>13,685.00</b>	Reserva For Uncollected Taxes	<b>540,439.28</b>	Taxes Cancelled, Abated or Adjustad	<b>60,370.92</b>
Environmental Inspection & Control	<b>68,455.00</b>	<b>CAPITAL OUTLAY TOTAL</b>		Transfer to Tax Titla Lians or Foreclosed	<b>16,758.10</b>
Other Public Safety		Public Entarprisas		Ending Balance	<b>229,596.36</b>
<b>PUBLIC WORKS</b>		Recreation-Cultura		<b>PRIOR YEARS TAXES OUTSTANDING</b>	
Siraats and Drainaga	<b>717,907.25</b>	Public Works		Baginning Balance	<b>268,951.16</b>
Sawars and Sewaga Processing	<b>19,000.00</b>	Buildings and Grounds		Collactad	<b>268,652.95</b>
Garbaga and Trash Disposol	<b>15,000.00</b>	Library and Education		Cancelled, Abatad or Adjustad	<b>298.21</b>
Public Buildings and Grounds	<b>99,006.88</b>	Consarvation		Translars to Tax Titla Lians or Foreclosed	
Other Public Works	<b>96,500.00</b>	All Other		Ending Balance	
<b>HEALTH and WELFARE</b>		<b>CAPITAL DEBT AUTHORIZED, ENDING BALANCE</b>		<b>TAX TITLE LIENS OUTSTANDING</b>	
Health Servicas Except Environmental	<b>40,960.00</b>	ISSUED AND UNISSUED	GROSS DEBT	NET DEBT	
Walfara-Public Assistance	<b>4,775.00</b>	School	<b>6,322,403</b>	Beginning Balance	<b>76,345.27</b>
Hospital, Clinics, First Aid		Self-Liquidating		Transfer From Taxes	<b>16,758.10</b>
Animal, Insect, & Rodant Control	<b>20,330.00</b>	Other		Radaamad	<b>10,037.07</b>
Other Walfara Services		Total	<b>6,322,403</b>	Cancelled, Abatad or Adjustad	
<b>RECREATION and CONSERVATION</b>		<b>ISSUED AND OUTSTANDING</b>		Translars to Foreclosed Property	
Beachas and Boardwalks		School		Ending Balance	<b>83,066.30</b>
Parks, Playgrounds, Shada Trees		Self-Liquidating		<b>PROPERTY ACQUIRED BY DEED OR FORECLOSURE</b>	
Land Reclamation & Conservation	<b>1,700.00</b>	Other		Beginning Balanca	<b>11,600.00</b>
Other Racraational Services	<b>2,250.00</b>	Total	<b>52,875.54</b>	Transfers From Taxes or Lians	
<b>EDUCATION (axcluding schools)</b>		<b>EQUALIZED VALUATION BASIS FOR NET DEBT COMPUTATION</b>		Sala lor Cash	
Libraries	<b>8,000.00</b>	Code	Class	# of Parcals	% VAL'N
Other Educational Servicas	<b>7,000.00</b>	1	Vacant Land	195	4.86
<b>STATUTORY EXPENDITURES</b>		<b>REAL PROPERTY VALUATIONS</b>		<b>ASSESSED VALUATION</b>	
Pansions & F. I. C. A.	<b>61,000.00</b>	2	Residential	913	64.74
Employaa Fringa Banafits	<b>82,000.00</b>	3	Farm	701	24.16
Other Statutory Expendituras		4a	Commercial	50	5.12
<b>MUNICIPAL FUNCTIONS</b>		<b>Land Area</b>		4b	Industrial
<b>TOTAL</b>		<b>47.45</b>		4c	Apartmentas
<b>*MEMO*</b>		<b>Sq. Miles</b>		Total	<b>1875</b>
<b>DEBT SERVICE</b>		<b>Net Valuation Taxable-Municipal</b>		<b>287,672,978</b>	
Principal Payments		<b>Net Valuation Taxable-County</b>		<b>288,019,406</b>	
Interest Payments		<b>State Equalized Valuation</b>		<b>276,381,063</b>	
<b>DEFERRED CHARGES</b>		<b>State Equalization Ratio</b>		<b>104.12</b>	
SCHOOL, COUNTY, SPECIAL DISTRICT TAXES	<b>6,941,117.64</b>				
RESERVE FOR UNCOLLECTED TAXES	<b>540,439.28</b>				
EXPENDITURES	<b>TOTAL</b>				
	<b>7,715,353.15</b>				
				<b>LIABILITIES, RESERVES, AND SURPLUS</b>	
				Cash Liabilities	
				Reserves for Receivables	
				Surplus	
				Total	
				<b>2,822,643.90</b>	

1714

Population 1990 **3,140**  
 Population 1994 **3,201**  
 S & P Rating  
 Moody Rating

Ganarel Tax Rate Per \$100. **2.16**  
 State Equalized Tax Rate **1.87**

**UPPER PITTSBORO TWP. - SALEM CO.**  
 Form of Government:  
**Township Committee**  
 Number of Members on Governing Body - 3

PER CAPITA:  
 Gross Debt **1,484.85**  
 Net Debt **184.00**  
 Debt Service  
 Total Tax Levy **901.95**  
 Municipal Expenditures **458.32**

PER CENT:  
 Gross Debt **3.42**  
 Net Debt **.42**  
 Tax Levy Collected **91.08**  
 Tax Levy Cancelled, Abated or Adjusted **.04**

EXPENDITURES-CURRENT YEAR		REVENUES REALIZED-CURRENT YEAR		PROPERTY TAXES-CURRENT YEAR	
<b>GENERAL GOVERNMENT</b>		<b>PROPERTY TAXES COLLECTED</b>		<b>STATE EQUALIZED TAX RATE</b>	
Governing Body & Public Boards		Property Taxes Collected	<b>2,452,201.07</b>	Local District School Taxes	<b>1.14</b>
Municipal Clerk		Payments in Lieu of Taxes		Regional & Consolidated School Tax	
Financial Administration	<b>20,000.00</b>	Delinquent Tax & Lien Collections	<b>235,872.45</b>	School Taxes in Municipal Budget	
Assessment of Taxes	<b>25,000.00</b>	Business Personalty Replacement Taxes	<b>52,123.88</b>	County Taxes	<b>.87</b> *
Collection of Taxes	<b>36,200.00</b>	Taxes from Public Utilities	<b>334,400.00</b>	County Library Taxes	
Planning, Housing & Development	<b>40,608.00</b>	Other Miscellaneous Tax Revenues		Local Municipal Purpose Taxes	
Human Resources	<b>15,863.63</b>	State Aid Revenues	<b>206,417.70</b>	Voters & Senior Citizen Taxes	
Elections		Federal Aid Revenues		Total Taxes for Rate Computation	<b>2.01</b>
Ganarel Administration (other)	<b>365,617.00</b>			Special District Taxes	
<b>JUDICIARY</b>		<b>SALE OF ACQUIRED PROPERTY</b>		Bank Corp. Taxes	
Municipal Courts	<b>39,000.00</b>	Sale of Acquired Property	<b>200,430.73</b>	Add and Omitted Taxes	<b>40,957.11</b>
<b>PUBLIC SAFETY</b>		Other Miscellaneous Revenues	<b>3,481,445.83</b>	Total Taxes Levied - ABSTRACT	<b>2,887,155.98</b>
Fire Protection	<b>68,156.30</b>	Prior Years Surplus Appropriated	<b>625,965.65</b>	Total Taxes Billad	<b>2,692,367.92</b>
Police Protection	<b>10,000.00</b>	<b>REVENUES TOTAL</b>	<b>4,107,411.48</b>	<b>TAXES COLLECTED</b>	<b>2,452,201.07</b>
Civil Defense & Disaster Control	<b>3,908.00</b>	Reserve For Uncollected Taxes	<b>275,500.00</b>	Taxes Cancelled, Abated or Adjusted	<b>1,100.08</b>
Environmental Inspection & Control	<b>29,888.00</b>	<b>CAPITAL OUTLAY TOTAL</b>		Transfer to Tax Title Liens or Foreclosed	<b>23,223.34</b>
Other Public Safety		Public Enterprises	<b>48,330.35</b>	Ending Balance	<b>215,843.43</b>
<b>PUBLIC WORKS</b>		Recreation-Cultura		<b>PRIOR YEARS TAXES OUTSTANDING</b>	
Streets and Drainage	<b>184,594.23</b>	Public Works		Beginning Balance	<b>233,502.22</b>
Sewers and Sewage Processing	<b>71,000.00</b>	Buildings and Grounds	<b>48,330.35</b>	Collected	<b>231,043.92</b>
Garbage and Trash Disposal	<b>175,000.00</b>	Library and Education		Cancelled, Abated or Adjusted	<b>1,076.32</b>
Public Buildings and Grounds	<b>16,512.00</b>	Conservation		Transfers to Tax Title Liens or Foreclosed	
Other Public Works	<b>15,000.00</b>	All Other		Ending Balance	<b>1,381.98</b>
<b>HEALTH and WELFARE</b>		<b>CAPITAL DEBT AUTHORIZED, ENDING BALANCE</b>			
Health Services Except Environmental	<b>800.00</b>	ISSUED AND UNISSUED	GROSS DEBT	NET DEBT	
Welfare-Public Assistance	<b>11,648.00</b>	School	<b>4,753,000</b>	<b>588,970</b>	
Hospital, Clinics, First Aid		Self-Liquidating			
Animal, Insect, & Rodent Control	<b>11,000.00</b>	Other			
Other Welfare Services		Total	<b>4,753,000</b>	<b>588,970</b>	
<b>RECREATION and CONSERVATION</b>		<b>ISSUED AND OUTSTANDING</b>			
Beaches and Boardwalks		School		<b>4,753,000.00</b>	
Parks, Playgrounds, Shady Areas		Self-Liquidating			
Land Reclamation & Conservation		Other			
Other Recreational Services	<b>16,000.00</b>	Total		<b>4,753,000.00</b>	
<b>EDUCATION (excluding schools)</b>		<b>EQUALIZED VALUATION BASIS FOR NET DEBT COMPUTATION</b>			
Libraries	<b>1,000.00</b>	<b>REAL PROPERTY VALUATIONS</b>		<b>ASSESSED VALUATION</b>	
Other Educational Services		Code	Class	# of Parcels	% VAL'N
<b>STATUTORY EXPENDITURES</b>		1	Vacant Land	167	2.89
Pensions & F. I. C. A.	<b>33,400.00</b>	2	Residential	741	55.04
Employee Fringe Benefits		3	Farm	941	31.87
Other Statutory Expenditures	<b>1,400.00</b>	4a	Commercial	67	10.20
<b>MUNICIPAL FUNCTIONS</b>		4b	Industrial		
CAPITAL IMPROVEMENTS	<b>60,000.00</b>	4c	Apartments		
DEBT SERVICE		Total	<b>1916</b>		
Principal Payments		Land Area <b>40.10</b> Sq. Miles			
Interest Payments		Net Valuation Taxable-Municipal	<b>122,184,830</b>		
<b>DEFERRED CHARGES</b>		Net Valuation Taxable-County	<b>147,594,750</b>		
SCHOOL, COUNTY, SPECIAL DISTRICT TAXES	<b>2,846,198.87</b>	State Equalized Valuation	<b>140,927,730</b>		
RESERVE FOR UNCOLLECTED TAXES	<b>275,500.00</b>	State Equalization Ratio	<b>86.56</b>		
<b>EXPENDITURES TOTAL</b>	<b>4,313,292.03</b>	<b>CURRENT FINANCES ENDING BALANCE</b>			
		<b>ASSETS</b>			
		Cash			
		Taxes Receivable			
		Tax Title Liens			
		Foreclosed Property			
		Emergencies & Other Deferral Charges			
		State and Federal Aid Receivable			
		Other Receivables			
		Total			
		<b>LIABILITIES, RESERVES, AND SURPLUS</b>			
		Cash Liabilities			
		Reserves for Receivables			
		Surplus			
		Total			

\*Includes County Health Service Taxes or County Open Space Tax. See Table 13.

0263

Population 1990 **7,198**  
 Population 1994 **7,406**  
 S & P Rating  
 Moody Rating

General Tax Rate Par \$100. **1.80**  
 State Equalized Tax Rate **1.66**

**UPPER SADDLE RIVER - BERGEN COUNTY**

Form of Government:

**Borough Council**

Number of Members on Governing Body - 6

PER CAPITA:

Gross Debt **631.34**  
 Net Debt **374.19**  
 Debt Service **50.28**  
 Total Tax Levy **2,702.59**  
 Municipal Expenditures **830.94**

PER CENT:

Gross Debt **.39**  
 Net Debt **.23**  
 Tax Levy Collected **98.18**  
 Tax Levy Cancelled, Abated or Adjusted **.06**

EXPENDITURES-CURRENT YEAR		REVENUES REALIZED-CURRENT YEAR		PROPERTY TAXES-CURRENT YEAR	
<b>GENERAL GOVERNMENT</b>		<b>REVENUES REALIZED-CURRENT YEAR</b>		<b>PROPERTY TAXES-CURRENT YEAR</b>	
Governing Body & Public Boards		Property Taxes Collected	<b>19,749,627.44</b>	STATE EQUALIZED TAX RATE	
Municipal Clerk		Payments in Lieu of Taxes		Local District School Taxes	<b>.72</b> <b>8,601,113.00</b>
Financial Administration	<b>56,300.00</b>	Delinquent Tax & Lien Collections	<b>373,137.18</b>	Regional & Consolidated School Tax	<b>.42</b> <b>5,077,233.77</b>
Assessment of Taxes	<b>55,119.00</b>	Business Personalty Replacement Taxes	<b>119,377.69</b>	School Taxes in Municipal Budget	
Collection of Taxes	<b>60,740.00</b>	Taxes from Public Utilities	<b>728,632.00</b>	County Taxes	<b>.28</b> * <b>3,387,396.80</b>
Planning, Housing & Development	<b>78,900.00</b>	Other Miscellaneous Tax Revenues		County Library Taxes	
Human Resources	<b>90,115.81</b>	State Aid Revenues	<b>310,337.25</b>	Local Municipal Purpose Taxes	<b>.24</b> <b>2,831,310.25</b>
Elections		Federal Aid Revenues		Veteran & Senior Citizen Taxes	<b>28,050.00</b>
General Administration (other)	<b>550,086.28</b>			Total Taxes for Rate Computation	<b>1.66</b> <b>19,925,103.82</b>
<b>JUDICIARY</b>		Sale of Acquired Property	<b>701,986.30</b>	Special District Taxes	
Municipal Courts	<b>47,569.97</b>	Other Miscellaneous Revenues		Bank Corp. Taxes	
<b>PUBLIC SAFETY</b>		Total	<b>21,982,897.86</b>	Add and Omitted Taxes	<b>118,332.28</b>
Fire Protection	<b>78,921.00</b>	Prior Years Surplus Appropriated	<b>1,264,000.00</b>	Total Taxes Levied - ABSTRACT	<b>20,015,386.10</b>
Police Protection	<b>1,361,196.09</b>	REVENUES TOTAL	<b>23,246,897.86</b>	Total Taxes Billed	<b>20,116,046.82</b>
Civil Defense & Disaster Control	<b>1,000.00</b>	Rasaru For Uncollected Taxes	<b>793,170.25</b>	TAXES COLLECTED	<b>19,749,627.44</b>
Environmental Inspection & Control	<b>87,725.00</b>	CAPITAL OUTLAY TOTAL	<b>171,318.43</b>	Taxes Cancelled, Abated or Adjusted	<b>11,877.44</b>
Other Public Safety		Public Enterprises		Transfer to Tax Title Liens or Foreclosed	<b>2,957.40</b>
<b>PUBLIC WORKS</b>		Recreation-Culture	<b>24,840.85</b>	Ending Balance	<b>351,584.54</b>
Streets and Drainage	<b>604,057.12</b>	Public Works	<b>104,187.93</b>	<b>PRIOR YEARS TAXES OUTSTANDING</b>	
Sewers and Sewage Processing	<b>149,858.40</b>	Buildings and Grounds	<b>41,229.50</b>	Beginning Balance	<b>410,867.05</b>
Garbage and Trash Disposal	<b>540,700.00</b>	Library and Education	<b>1,060.15</b>	Collected	<b>373,137.18</b>
Public Buildings and Grounds	<b>114,000.00</b>	All Other		Cancelled, Abated or Adjusted	
Other Public Works	<b>26,000.00</b>	<b>CAPITAL DEBT AUTHORIZED, ENDING BALANCE</b>		Transfers to Tax Title Liens or Foreclosed	
<b>HEALTH and WELFARE</b>		ISSUED AND UNISSUED	GROSS DEBT	NET DEBT	
Health Services Except Environmental	<b>43,353.00</b>	School	<b>1,879,417</b>		
Welfare-Public Assistance	<b>2,980.00</b>	Self-Liquidating			
Hospital, Clinics, First Aid	<b>4,000.00</b>	Other	<b>2,796,250</b>		
Animal, Insect, & Rodent Control		Total	<b>4,675,667</b>		
Other Welfare Services		ISSUED AND OUTSTANDING			
<b>RECREATION and CONSERVATION</b>		School	<b>1,879,417.55</b>		
Beaches and Boardwalks		Self-Liquidating			
Parks, Playgrounds, Shade Trees	<b>37,655.00</b>	Other	<b>2,490,000.00</b>		
Land Reclamation & Conservation	<b>9,138.29</b>	Total	<b>4,369,417.55</b>		
Other Recreational Services	<b>1,400.00</b>	<b>EQUALIZED VALUATION BASIS</b>			
<b>EDUCATION (excluding schools)</b>		FOR NET DEBT COMPUTATION		<b>1,190,624,135</b>	
Libraries	<b>396,636.00</b>	<b>REAL PROPERTY VALUATIONS</b>			
Other Educational Services		Code	Class	# of Parcels	% VAL'N
<b>STATUTORY EXPENDITURES</b>		1	Vacant Land	100	1.67
Pensions & F. I. C. A.	<b>332,656.72</b>	2	Residential	2434	87.95
Employee Fringe Benefits	<b>256,000.00</b>	3	Farm	4	.06
Other Statutory Expenditures		4a	Commercial	69	9.91
<b>MUNICIPAL FUNCTIONS</b>		4b	Industrial	5	.40
CAPITAL IMPROVEMENTS	<b>20,000.00</b>	4c	Apartments		
DEBT SERVICE		Total	2612		
Principal Payments	<b>300,350.00</b>	Land Area		5.10	Sq. Miles
Interest Payments	<b>72,029.94</b>	Net Valuation Taxable-Municipal		<b>1,110,984,141</b>	
<b>DEFERRED CHARGES</b>		Net Valuation Taxable-County		<b>1,175,185,022</b>	
SCHOOL, COUNTY, SPECIAL DISTRICT TAXES	<b>17,065,743.57</b>	State Equalized Valuation		<b>1,201,518,175</b>	
RESERVE FOR UNCOLLECTED TAXES	<b>793,170.25</b>	State Equalization Ratio		<b>92.45</b>	
EXPENDITURES TOTAL	<b>23,219,658.24</b>				
				<b>CURRENT FINANCES ENDING BALANCE</b>	
				ASSETS	
				Cash	<b>3,169,266.64</b>
				Taxes Receivable	<b>389,314.41</b>
				Tax Title Liens	<b>14,324.17</b>
				Foreclosed Property	
				Emergencies & Other Deferred Charges	
				State and Federal Aid Receivable	<b>2,957.56</b>
				Other Receivables	<b>13,316.80</b>
				Total	<b>3,589,179.58</b>
				<b>LIABILITIES, RESERVES, AND SURPLUS</b>	
				Cash Liabilities	<b>840,737.85</b>
				Reserves for Receivables	<b>416,955.38</b>
				Surplus	<b>2,331,486.35</b>
				Total	<b>3,589,179.58</b>

\*Includes County Health Service Taxes or County Open Space Tax. See Table 13.

0122  
 Population 1990 11,005  
 Population 1994 10,975  
 S & P Rating  
 Moody Rating A

General Tax Rate Per \$100. 2.14  
 State Equalized Tax Rate 2.18

**VENTNOR CITY CITY - ATLANTIC CO.**  
 Form of Government:  
**Commission (1911)**  
 Number of Members on Governing Body - 3

PER CAPITA:  
 Gross Debt 707.65  
 Net Debt 418.27  
 Debt Service 173.71  
 Total Tax Levy 1,949.25  
 Municipal Expenditures 1,264.60

PER CENT:  
 Gross Debt .77  
 Net Debt .45  
 Tax Levy Collected 94.16  
 Tax Levy Cancelled, Abated or Adjusted 1.14

EXPENDITURES-CURRENT YEAR		REVENUES REALIZED-CURRENT YEAR		PROPERTY TAXES-CURRENT YEAR	
<b>GENERAL GOVERNMENT</b>		<b>REVENUES REALIZED-CURRENT YEAR</b>		<b>STATE EQUALIZED TAX RATE</b>	
Governing Body & Public Boards	51,544.35	Property Taxes Collected	20,150,157.19	Local District School Taxes	.72 7,024,750.00
Municipal Clerk	78,225.14	Payments In Lieu of Taxes		Regional & Consolidated School Tax	
Financial Administration	126,569.54	Delinquent Tax & Lien Collections	1,141,954.75	School Taxes In Municipal Budget	-.06 549,300.00
Assessment of Taxes	45,425.30	Business Personalty Replacement Taxes	65,844.92	County Taxes	*.52 5,042,787.75
Collection of Taxes	84,358.83	Taxes from Public Utilities	480,335.00	County Library Taxes	-.04 347,376.77
Planning, Housing & Development	233,755.35	Other Miscellaneous Tax Revenues		Local Municipal Purpose Taxes	-.86 8,391,299.61
Human Resources	202,569.00	State Aid Revenues	1,204,597.45	Veteran & Senior Citizen Taxes	
Elections	6,701.40	Federal Aid Revenues		Total Taxes for Rate Computation	2.20 21,466,114.13
General Administration (other)	930,550.68			Special District Taxes	
<b>JUDICIARY</b>	118,414.88	Sale of Acquired Property	1,549,977.94	Bank Corp. Taxes	
Municipal Courts		Other Miscellaneous Revenues		Added and Omitted Taxes	37,515.16
<b>PUBLIC SAFETY</b>	2,021,492.47	Total	24,592,867.25	Total Taxes Levied - ABSTRACT	21,393,029.29
Fire Protection		Prior Years Surplus Appropriated	840,000.00	Total Taxes Billed	21,399,209.26
Police Protection	1,934,712.99	<b>REVENUES TOTAL</b>	25,432,867.25	<b>TAXES COLLECTED</b>	20,150,157.19
Civil Defense & Disaster Control	45,293.76	Reserve For Uncollected Taxes	1,369,520.17	Taxes Cancelled, Abated or Adjusted	243,645.27
Environmental Inspection & Control	215,441.57	<b>CAPITAL OUTLAY TOTAL</b>	620,147.75	Transfer to Tax Title Liens or Foreclosed	3,951.04
Other Public Safety		Public Enterprises	28,331.00	Ending Balance	1,001,455.76
<b>PUBLIC WORKS</b>	641,526.13	Recreation-Culture	99,877.08	<b>PRIOR YEARS TAXES OUTSTANDING</b>	
Streets and Drainage		Public Works	126,072.12	Beginning Balance	1,189,985.49
Sewers and Sewage Processing	910,337.96	Buildings and Grounds	365,867.55	Collected	1,125,115.71
Garbage and Trash Disposal		Library and Education		Cancelled, Abated or Adjusted	1,307.54
Public Buildings and Grounds	373,569.71	Conservation		Transfers to Tax Title Liens or Foreclosed	
Other Public Works	411,992.51	All Other		Ending Balance	63,562.24
<b>HEALTH and WELFARE</b>	4,000.00	<b>CAPITAL DEBT AUTHORIZED, ENDING BALANCE</b>		<b>TAX TITLE LIENS OUTSTANDING</b>	
Health Services Except Environmental		ISSUED AND UNISSUED	GROSS DEBT	NET DEBT	
Welfare-Public Assistance	18,293.59	School	1,297,000		36,696.05
Hospital, Clinics, First Aid		Self-Liquidating	1,879,000		3,951.04
Animal, Insect, & Rodent Control	6,000.00	Other	4,590,500	4,590,500	16,839.04
Other Welfare Services		Total	7,766,500	4,590,500	
<b>RECREATION and CONSERVATION</b>	296,041.95	ISSUED AND OUTSTANDING		Cancelled, Abated or Adjusted	
Beaches and Boardwalks		School	1,297,000.00	Transfers to Foreclosed Property	
Parks, Playgrounds, Shade Trees		Self-Liquidating	1,875,000.00	Ending Balance	23,808.05
Land Reclamation & Conservation		Other	4,469,000.00	<b>PROPERTY ACQUIRED BY DEED OR FORECLOSURE</b>	
Other Recreational Services	167,327.00	Total	7,641,000.00	Beginning Balance	151,060.00
<b>EDUCATION (excluding schools)</b>		<b>EQUALIZED VALUATION BASIS FOR NET DEBT COMPUTATION</b>	1,009,123,771	Transfers From Taxes or Liens	
Libraries		<b>REAL PROPERTY VALUATIONS</b>		Sale for Cash	
Other Educational Services		Code Class # of Parcels % VAL'N ASSESSED VALUATION		Cancelled, Abated or Adjusted	
<b>STATUTORY EXPENDITURES</b>	706,990.28	1 Vacant Land 283 1.99 19,825,400.00		Transfers to Foreclosed Property	
Pensions & F. I. C. A.	964,415.04	2 Residential 5861 89.99 895,018,490.00		Ending Balance	23,808.05
Employee Fringe Benefits		3 Farm 142 5.32 52,916,700.00		<b>PROPERTY ACQUIRED BY DEED OR FORECLOSURE</b>	
Other Statutory Expenditures	7,439.06	4a Commercial 2 -.14 1,349,700.00		Beginning Balance	151,060.00
<b>MUNICIPAL FUNCTIONS TOTAL</b>	10,602,988.49	4b Industrial 36 2.56 25,477,740.00		Transfers From Taxes or Liens	
<b>CAPITAL IMPROVEMENTS *MEMO*</b>	5,000.00	Total 6324 994,588,030.00		Cancelled, Abated or Adjusted	
<b>DEBT SERVICE</b>		Land Area 2.10 Sq. Miles		Ending Balance	151,060.00
Principal Payments	1,444,000.00	Net Valuation Taxable-Municipal	999,143,801	<b>CURRENT FINANCES ENDING BALANCE</b>	
Interest Payments	462,470.00	Net Valuation Taxable-County	1,006,930,365	ASSETS	
<b>TYPE I SCHL DEBT *MEMO</b>	549,300.00	State Equalized Valuation	978,877,901	Cash	3,521,793.83
<b>DEFERRED CHARGES</b>		State Equalization Ratio	102.08	Taxes Receivable	1,065,018.00
SCHOOL, COUNTY, SPECIAL DISTRICT TAXES	12,964,214.52			Tax Title Liens	23,808.05
RESERVE FOR UNCOLLECTED TAXES	1,369,520.17			Foreclosed Property	151,060.00
<b>EXPENDITURES TOTAL</b>	26,843,193.18			Emergencies & Other Deferred Charges	
				State and Federal Aid Receivable	811,571.42
				Other Receivables	595,454.19
				Total	6,168,705.49
				<b>LIABILITIES, RESERVES, AND SURPLUS</b>	
				Cash Liabilities	2,995,613.91
				Reserves for Receivables	1,835,340.24
				Surplus	1,337,751.34
				Total	6,168,705.49

\* ABOVE DEBT SERVICE INCLUDES TYPE I SCHOOL DEBT

1922

Population 1990 **21,211**  
 Population 1994 **22,541**  
 S & P Rating  
 Moody Rating **9AA1**

General Tax Rate Per \$100. **2.13**  
 State Equalized Tax Rate **2.08**

**VERNON TOWNSHIP - SUSSEX COUNTY**  
 Form of Government:  
**Township Committee**  
 Number of Members on Governing Body - 5

PER CAPITA:  
 Gross Debt **891.66** PER CENT:  
 Net Debt **520.78** Gross Debt **1.43**  
 Debt Service **43.24** Net Debt **.84**  
 Total Tax Levy **1,328.73** Tax Levy Collected **91.62**  
 Municipal Expenditures **536.32** Tax Levy Cancelled, Abated or Adjusted **.44**

EXPENDITURES-CURRENT YEAR		REVENUES REALIZED-CURRENT YEAR		PROPERTY TAXES-CURRENT YEAR	
<b>GENERAL GOVERNMENT</b>		<b>REVENUES REALIZED-CURRENT YEAR</b>		<b>PROPERTY TAXES-CURRENT YEAR</b>	
Governing Body & Public Boards		Property Taxes Collected <b>27,567,076.31</b>		STATE EQUALIZED TAX RATE <b>1.25</b>	
Municipal Clerk		Payments in Lieu of Taxes		Local District School Taxes <b>17,921,350.50</b>	
Financial Administration <b>142,997.78</b>		Delinquent Tax & Lien Collections <b>1,343,218.15</b>		Regional & Consolidated School Tax	
Assessment of Taxes <b>160,320.40</b>		Business Personality Replacement Taxes <b>112,513.64</b>		School Taxes in Municipal Budget	
Collection of Taxes <b>157,746.94</b>		Taxes from Public Utilities <b>1,563,536.91</b>		County Taxes <b>.40</b> *	
Planning, Housing & Development <b>209,818.83</b>		Other Miscellaneous Tax Revenues		County Library Taxes <b>.04</b>	
Human Resources <b>117,080.00</b>		State Aid Revenues <b>948,066.13</b>		Local Municipal Purpose Taxes <b>.39</b>	
Elections <b>22,200.00</b>		Federal Aid Revenues		Veteran & Senior Citizen Taxes <b>114,500.00</b>	
General Administration (other) <b>1,034,134.67</b>		Federal Aid Revenues		Total Taxes for Rate Computation <b>2.08</b>	
<b>JUDICIARY</b>		Sale of Acquired Property		Special District Taxes	
Municipal Courts <b>96,717.22</b>		Other Miscellaneous Revenues		Bank Corp. Taxes	
<b>PUBLIC SAFETY</b>		Total <b>32,630,148.12</b>		Added and Omitted Taxes <b>218,495.80</b>	
Fire Protection <b>128,007.00</b>		Prior Years Surplus Appropriated <b>850,000.00</b>		Total Taxes Levied - ABSTRACT <b>29,950,889.13</b>	
Police Protection <b>2,422,038.01</b>		REVENUES TOTAL <b>33,480,148.12</b>		Total Taxes Billed <b>30,087,419.97</b>	
Civil Defense & Disaster Control <b>3,700.00</b>		Reserve For Uncollected Taxes <b>2,453,030.45</b>		TAXES COLLECTED <b>27,567,076.31</b>	
Environmental Inspection & Control <b>468,180.06</b>		CAPITAL OUTLAY TOTAL <b>1,109,453.62</b>		Taxes Cancelled, Abated or Adjusted <b>132,634.03</b>	
Other Public Safety		Public Enterprises		Transfer to Tax Title Liens or Foreclosed <b>228,249.37</b>	
<b>PUBLIC WORKS</b>		Recreation-Culture		Ending Balance <b>2,159,460.26</b>	
Streets and Drainage <b>1,320,387.95</b>		Public Works <b>293,411.31</b>		<b>PRIOR YEARS TAXES OUTSTANDING</b>	
Sewers and Sewage Processing <b>79,405.28</b>		Buildings and Grounds <b>816,042.31</b>		Beginning Balance <b>1,934,137.95</b>	
Garbage and Trash Disposal <b>100,000.00</b>		Library and Education		Collected <b>1,312,757.37</b>	
Public Buildings and Grounds <b>257,020.00</b>		Conservation		Cancelled, Abated or Adjusted <b>30,417.72</b>	
Other Public Works <b>74,095.00</b>		All Other		Transfers to Tax Title Liens or Foreclosed <b>14,082.57</b>	
<b>HEALTH and WELFARE</b>		CAPITAL DEBT AUTHORIZED, ENDING BALANCE		Ending Balance <b>576,880.29</b>	
Health Services Except Environmental <b>11,253.54</b>		ISSUED AND UNISSUED GROSS DEBT NET DEBT		TAX TITLE LIENS OUTSTANDING	
Welfare-Public Assistance <b>6,000.00</b>		School <b>8,120,038</b>		Beginning Balance <b>841,979.56</b>	
Hospital, Clinics, First Aid		Self-Liquidating <b>11,978,900</b>		Transfer From Taxes <b>244,773.89</b>	
Animal, Insect, & Rodent Control <b>75,819.60</b>		Other <b>20,098,938</b>		Redeemed <b>30,460.78</b>	
Other Welfare Services		Total <b>40,196,876</b>		Cancelled, Abated or Adjusted	
<b>RECREATION and CONSERVATION</b>		ISSUED AND OUTSTANDING		Transfers to Foreclosed Property	
Beeches and Boardwalks		School <b>8,120,038.21</b>		Ending Balance <b>1,056,292.67</b>	
Perks, Playgrounds, Shade Trees		Self-Liquidating		<b>PROPERTY ACQUIRED BY DEED OR FORECLOSURE</b>	
Land Reclamation & Conservation <b>8,692.72</b>		Other <b>11,447,000.00</b>		Beginning Balance <b>293,100.00</b>	
Other Recreational Services <b>173,879.00</b>		Total <b>19,567,038.21</b>		Transfers From Taxes or Liens	
<b>EDUCATION (excluding schools)</b>		EQUALIZED VALUATION BASIS FOR NET DEBT COMPUTATION <b>1,404,070,791</b>		Sale for Cash <b>1,500.00</b>	
Libraries		REAL PROPERTY VALUATIONS		Cancelled, Abated or Adjusted <b>3,000.00</b>	
Other Educational Services		Code Class # of Percele % VAL'N ASSESSED VALUATION		Ending Balance <b>288,600.00</b>	
<b>STATUTORY EXPENDITURES</b>		1 Vacant Land <b>3357 7.71 107,111,900.00</b>		<b>CURRENT FINANCES ENDING BALANCE</b>	
Pensions & F. I. C. A. <b>583,136.00</b>		2 Residential <b>9571 80.09 1,112,087,600.00</b>		<b>ASSETS</b>	
Employee Fringe Benefits <b>758,449.00</b>		3 Farm <b>366 2.04 28,302,620.00</b>		Cash <b>2,109,431.41</b>	
Other Statutory Expenditures		4e Commercial <b>288 9.47 131,445,566.00</b>		Taxes Receivable <b>2,736,340.55</b>	
<b>MUNICIPAL FUNCTIONS</b>		4b Industrial <b>20 .61 8,428,800.00</b>		Tax Title Liens <b>1,056,292.67</b>	
TOTAL <b>8,409,077.00</b>		4c Apartments <b>3 .08 1,117,700.00</b>		Foreclosed Property <b>288,600.00</b>	
<b>CAPITAL IMPROVEMENTS</b>		Total <b>13605 1,388,494,186.00</b>		Emergencies & Other Deferred Charges <b>836,000.00</b>	
*MEMO* <b>47,000.00</b>		Land Area <b>67.25</b> Sq. Miles		State and Federal Aid Receivable <b>38,792.23</b>	
<b>DEBT SERVICE</b>		Net Valuation Taxable-Municipal <b>1,395,744,120</b>		Other Receivables <b>194,538.93</b>	
Principal Payments <b>450,000.00</b>		Net Valuation Taxable-County <b>1,402,366,899</b>		Total <b>7,259,995.79</b>	
Interest Payments <b>524,724.50</b>		State Equalized Valuation <b>1,429,595,955</b>		<b>LIABILITIES, RESERVES, AND SURPLUS</b>	
<b>DEFERRED CHARGES</b>		State Equalization Ratio <b>97.62</b>		Cash Liabilities <b>1,910,954.45</b>	
207,250.00		Land Area <b>67.25</b> Sq. Miles		Reserves for Receivables <b>4,272,531.15</b>	
<b>SCHOOL, COUNTY, SPECIAL DISTRICT TAXES</b>		Net Valuation Taxable-Municipal <b>1,395,744,120</b>		Surplus <b>1,076,510.19</b>	
24,201,046.33		Net Valuation Taxable-County <b>1,402,366,899</b>		Total <b>7,259,995.79</b>	
<b>RESERVE FOR UNCOLLECTED TAXES</b>		State Equalized Valuation <b>1,429,595,955</b>			
2,453,030.45		State Equalization Ratio <b>97.62</b>			
<b>EXPENDITURES</b>					
TOTAL <b>36,245,128.28</b>					

0720  
 Population 1990 13,597  
 Population 1994 13,303  
 S & P Rating  
 Moody Rating AAA

General Tax Rate Per \$100. 5.13  
 State Equalized Tax Rate 2.48

VERONA TOWNSHIP - ESSEX COUNTY  
 Form of Government:  
 Council-Manager Plan B (OMCL 50)  
 Number of Members on Governing Body - 5

PER CAPITA:  
 Gross Debt 2,745.25  
 Net Debt 1,480.24  
 Debt Service 70.61  
 Total Tax Levy 1,980.94  
 Municipal Expenditures 734.49  
 PER CENT:  
 Gross Debt 3.37  
 Net Debt 1.82  
 Tax Levy Collected 94.91  
 Tax Levy Cancelled, Abated or Adjusted 2.71

EXPENDITURES-CURRENT YEAR		REVENUES REALIZED-CURRENT YEAR		PROPERTY TAXES-CURRENT YEAR	
<b>GENERAL GOVERNMENT</b>		<b>REVENUES REALIZED-CURRENT YEAR</b>		<b>STATE EQUALIZED TAX RATE</b>	
Governing Body & Public Boards		Property Taxes Collected	25,023,985.34	Local District School Taxes	1.27
Municipal Clerk		Payments in Lieu of Taxes	109,169.38	Regional & Consolidated School Tax	
Financial Administration	31,837.00	Delinquent Tax & Lien Collections	515,617.79	School Taxes in Municipal Budget	
Assessment of Taxes	67,742.00	Business Personality Replacement Taxes	174,455.08	County Taxes	.70 *
Collection of Taxes	229,152.00	Taxes from Public Utilities	773,948.00	County Library Taxes	
Planning, Housing & Development	19,579.00	Other Miscellaneous Tax Revenues		Local Municipal Purpose Taxes	.51
Human Resources	162,787.00	State Aid Revenues	748,007.67	Veteran & Senior Citizen Taxes	
Elections	8,355.00	Federal Aid Revenues		Total Taxes for Rate Computation	2.48
General Administration (other)	677,126.00			Special District Taxes	
<b>JUDICIARY</b>		Sale of Acquired Property		Bank Corp. Taxes	
Municipal Courts	149,628.00	Other Miscellaneous Revenues		Added and Omitted Taxes	63,602.13
<b>PUBLIC SAFETY</b>		Total	29,054,324.78	Total Taxes Levied - ABSTRACT	26,352,443.60
Fire Protection	317,159.00	Prior Years Surplus Appropriated	675,000.00	Total Taxes Billed	26,365,886.76
Police Protection	2,171,544.99	<b>REVENUES TOTAL</b>	<b>29,729,324.78</b>	<b>TAXES COLLECTED</b>	<b>25,023,985.34</b>
Civil Defense & Disaster Control	1,450.00	Reserve For Uncollected Taxes	979,000.00	Taxes Cancelled, Abated or Adjusted	713,808.26
Environmental Inspection & Control	109,175.00	<b>CAPITAL OUTLAY TOTAL</b>	<b>1,553,758.71</b>	Transfer to Tax Title Liens or Foreclosed	4,837.59
Other Public Safety		Public Enterprises	422,373.26	Ending Balance	623,255.57
<b>PUBLIC WORKS</b>		Recreation-Culture		<b>PRIOR YEARS TAXES OUTSTANDING</b>	
Streets and Drainage	711,572.00	Public Works	1,029,503.65	Beginning Balance	507,938.95
Sewers and Sewage Processing		Buildings and Grounds	101,881.80	Collected	505,466.99
Garbage and Trash Disposal	990,000.00	Library and Education		Cancelled, Abated or Adjusted	2,471.96
Public Buildings and Grounds	60,860.00	Conservation		Transfers to Tax Title Liens or Foreclosed	
Other Public Works		All Other		Ending Balance	
<b>HEALTH and WELFARE</b>		<b>CAPITAL DEBT AUTHORIZED, ENDING BALANCE</b>		<b>TAX TITLE LIENS OUTSTANDING</b>	
Health Services Except Environmental	145,524.00	ISSUED AND UNISSUED		Beginning Balance	19,137.59
Welfare-Public Assistance	49,096.00	School	1,947,439	Transfer From Taxes	4,837.59
Hospital, Clinics, First Aid		Self-Liquidating	25,870,343	Redeemed	10,150.80
Animal, Insect, & Rodent Control	11,500.00	Other	8,702,300	Cancelled, Abated or Adjusted	
Other Welfare Services		Total	36,520,082	Transfers to Foreclosed Property	
<b>RECREATION and CONSERVATION</b>		ISSUED AND OUTSTANDING		Ending Balance	13,824.38
Beeches and Boardwalks		School	1,947,439.00	<b>PROPERTY ACQUIRED BY DEED OR FORECLOSURE</b>	
Perks, Playgrounds, Shade Trees	31,050.00	Self-Liquidating	4,798,957.65	Beginning Balance	298,217.00
Land Reclamation & Conservation	238,672.00	Other	6,543,000.00	Transfers From Taxes or Liens	
Other Recreational Services	305,223.00	Total	13,289,396.65	Settled for Cash	
<b>EDUCATION (excluding schools)</b>		<b>EQUALIZED VALUATION BASIS FOR NET DEBT COMPUTATION</b>		Cancelled, Abated or Adjusted	
Libraries	428,916.00	REAL PROPERTY VALUATIONS		Ending Balance	298,217.00
Other Educational Services	5,000.00	Code Class # of Parcels % VAL'N ASSESSED VALUATION		<b>CURRENT FINANCES ENDING BALANCE ASSETS</b>	
<b>STATUTORY EXPENDITURES</b>		1 Vacant Land 87 1.16 5,952,700.00		Cash	4,612,541.66
Pensions & F. I. C. A.	460,209.00	2 Residential 4814 86.13 440,696,200.00		Taxes Receivable	623,255.57
Employee Fringe Benefits	442,000.00	3 Farm 170 9.91 50,729,500.00		Tax Title Liens	13,824.38
Other Statutory Expenditures	5,000.00	4e Commercial 7 .59 3,036,500.00		Foreclosed Property	298,217.00
<b>MUNICIPAL FUNCTIONS TOTAL</b>	<b>7,830,156.99</b>	4c Apartments 14 2.20 11,278,000.00		Emergencies & Other Deferred Charges	4,372.00
<b>CAPITAL IMPROVEMENTS *MEMO*</b>	<b>25,000.00</b>	Total 5092 511,692,900.00		State and Federal Aid Receivable	17,952.57
<b>DEBT SERVICE</b>		Land Area 2.80 Sq. Miles		Other Receivables	7,129.51
Principal Payments	565,000.00	Net Valuation Taxable-Municipal	512,715,100	Total	5,577,292.69
Interest Payments	374,287.22	Net Valuation Taxable-County	1,078,842,014	<b>LIABILITIES, RESERVES, AND SURPLUS</b>	
<b>DEFERRED CHARGES</b>	<b>22,442.00</b>	State Equalized Valuation	1,059,113,391	Cash Liabilities	4,394,393.50
<b>SCHOOL, COUNTY, SPECIAL DISTRICT TAXES</b>	<b>20,906,235.47</b>	State Equalization Ratio	48.36	Reserves for Receivables	942,426.46
<b>RESERVE FOR UNCOLLECTED TAXES</b>	<b>979,000.00</b>			Surplus	240,472.73
<b>EXPENDITURES TOTAL</b>	<b>30,677,121.68</b>			Total	5,577,292.69

Population 1990 **1,314**  
 Population 1994 **1,348**  
 S & P Rating  
 Moody Rating

General Tax Rate Per \$100. **2.12**  
 State Equalized Tax Rate **2.85**

**VICTORY GARDENS BORO. - MORRIS CO.**  
 Form of Government:  
**Borough Council**  
 Number of Members on Governing Body - 6

PER CAPITA:  
 Gross Debt **324.07** PER CENT:  
 Gross Debt **1.12**  
 Net Debt **324.07** Net Debt **1.12**  
 Debt Service **20.46** Tax Levy Collected **89.25**  
 Total Tax Levy **783.37** Tax Levy Cancelled, Abated  
 Municipal Expenditures **630.51** or Adjusted **2.81**

EXPENDITURES-CURRENT YEAR		REVENUES REALIZED-CURRENT YEAR		PROPERTY TAXES-CURRENT YEAR	
<b>GENERAL GOVERNMENT</b>		<b>REVENUES REALIZED-CURRENT YEAR</b>		<b>STATE EQUALIZED TAX RATE</b>	
Governing Body & Public Boards		Property Taxes Collected	<b>945,163.08</b>	Local District School Taxes	<b>1.97</b>
Municipal Clerk		Payments in Lieu of Taxes		Regional & Consolidated School Tax	
Financial Administration	<b>29,906.00</b>	Delinquent Tax & Lien Collections	<b>95,642.71</b>	School Taxes in Municipal Budget	
Assessment of Taxes	<b>3,670.00</b>	Business Personalty Replacement Taxes	<b>4,352.20</b>	County Taxes	<b>.34</b> *
Collection of Taxes		Taxes from Public Utilities	<b>26,436.18</b>	County Library Taxes	
Planning, Housing & Development	<b>3,157.00</b>	Other Miscellaneous Tax Revenues		Local Municipal Purpose Taxes	<b>.55</b>
Human Resources	<b>4,000.00</b>	State Aid Revenues	<b>146,568.78</b>	Veteran & Senior Citizen Taxes	
Elections		Federal Aid Revenues		Total Taxes for Rate Computation	<b>2.86</b>
General Administration (other)	<b>146,837.00</b>			Special District Taxes	
<b>JUDICIARY</b>		Sale of Acquired Property		Bank Corp. Taxes	
Municipal Courts	<b>10,090.00</b>	Other Miscellaneous Revenues	<b>341,999.00</b>	Added and Omitted Taxes	
<b>PUBLIC SAFETY</b>		Total	<b>1,560,161.95</b>	Total Taxes Levied - ABSTRACT	<b>1,055,977.74</b>
Fire Protection	<b>15,135.00</b>	Prior Years Surplus Appropriated	<b>41,000.00</b>	Total Taxes Billad	<b>1,059,038.73</b>
Police Protection	<b>3,000.00</b>	<b>REVENUES TOTAL</b>	<b>1,601,161.95</b>	<b>TAXES COLLECTED</b>	<b>945,163.08</b>
Civil Defense & Disaster Control		Raserva For Uncollected Taxes	<b>120,741.00</b>	Taxes Cancelled, Abated or Adjusted	<b>29,756.10</b>
Environmental Inspection & Control	<b>7,300.00</b>			Transfer to Tax Title Liens or Foreclosed	
Other Public Safety		<b>CAPITAL OUTLAY TOTAL</b>		Ending Balance	<b>84,119.55</b>
<b>PUBLIC WORKS</b>				<b>PRIOR YEARS TAXES OUTSTANDING</b>	
Streets and Drainage	<b>92,013.63</b>	Public Enterprises		Beginning Balance	<b>185,415.49</b>
Sewers and Sewage Processing	<b>100,060.00</b>	Recreation-Culture		Collected	<b>95,642.71</b>
Garbage and Trash Disposal	<b>70,294.00</b>	Public Works		Cancelled, Abated or Adjusted	<b>14,270.25</b>
Public Buildings and Grounds	<b>31,700.00</b>	Buildings and Grounds		Transfers to Tax Title Liens or Foreclosed	
Other Public Works		Library and Education		Ending Balance	<b>75,502.53</b>
<b>HEALTH and WELFARE</b>		Conservation		<b>TAX TITLE LIENS OUTSTANDING</b>	
Health Services Except Environmental	<b>1,775.00</b>	All Other		Beginning Balance	
Welfare-Public Assistance	<b>22,801.00</b>			Transfer From Taxes	
Hospital, Clinics, First Aid		<b>CAPITAL DEBT AUTHORIZED, ENDING BALANCE</b>		Radaamad	
Animal, Insect, & Rodant Control	<b>2,802.00</b>	<b>ISSUED AND UNISSUED</b>		Cancelled, Abated or Adjusted	
Other Welfare Services		School		Transfers to Forclosed Property	
<b>RECREATION and CONSERVATION</b>		Self-Liquidating		Ending Balance	
Beaches and Boardwalks		Other	<b>436,850</b>	<b>PROPERTY ACQUIRED BY DEED OR</b>	
Parks, Playgrounds, Shade Trees		Total	<b>436,850</b>	<b>FORECLOSURE</b>	
Land Reclamation & Conservation		<b>ISSUED AND OUTSTANDING</b>		Beginning Balance	
Other Recreational Services	<b>500.00</b>	School		Transfers From Taxes or Liens	
<b>EDUCATION (excluding schools)</b>		Self-Liquidating		Sala for Cash	
Libraries		Other	<b>291,000.00</b>	Cancelled, Abated or Adjusted	
Other Educational Services		Total	<b>291,000.00</b>	Ending Balance	
<b>STATUTORY EXPENDITURES</b>		<b>EQUALIZED VALUATION BASIS</b>		<b>CURRENT FINANCES ENDING BALANCE</b>	
Pensions & F. I. C. A.	<b>14,860.00</b>	<b>FOR NET DEBT COMPUTATION</b>		<b>ASSETS</b>	
Employee Fringe Benefits	<b>13,800.00</b>	<b>REAL PROPERTY VALUATIONS</b>		Cash	<b>650,672.31</b>
Other Statutory Expenditures	<b>1,600.00</b>	Code Class # of Parcels % VAL'N		Taxes Receivable	<b>159,622.08</b>
<b>MUNICIPAL FUNCTIONS TOTAL</b>	<b>575,300.63</b>	1 Vacent Land 33 .73		Tax Title Liens	
<b>CAPITAL IMPROVEMENTS *MEMO*</b>		2 Residential 255 63.74		Foreclosed Property	
<b>DEBT SERVICE</b>		3 Farm		Emergencias & Other Daterred Charges	<b>65,286.41</b>
Principal Payments	<b>19,500.00</b>	4e Commercial 26 18.36		State and Federal Aid Receivable	
Interest Payments	<b>8,085.23</b>	4b Industrial		Other Receivables	<b>137,130.79</b>
<b>DEFERRED CHARGES</b>	<b>126,294.23</b>	4c Apartments 2 17.17		Total	<b>1,012,711.58</b>
SCHOOL, COUNTY, SPECIAL DISTRICT TAXES	<b>852,125.74</b>	Total 316		<b>LIABILITIES, RESERVES, AND SURPLUS</b>	
RESERVE FOR UNCOLLECTED TAXES	<b>120,741.00</b>	Land Area .20 Sq. Miles		Cash Liabilities	<b>598,085.61</b>
<b>EXPENDITURES TOTAL</b>	<b>1,702,046.83</b>	Nat Valuation Taxable-Municipal	<b>49,720,128</b>	Reservas for Receivables	<b>296,752.86</b>
		Nat Valuation Taxable-County	<b>39,498,389</b>	Surplus	<b>117,873.11</b>
		State Equalized Valuation	<b>37,016,557</b>	Total	<b>1,012,711.58</b>
		State Equalization Ratio	<b>134.42</b>		

0614

Population 1990 54,780  
 Population 1984 54,755  
 S & P Rating AA  
 Moody Rating

General Tax Rate Per \$100. 2.75  
 State Equalized Tax Rate 2.65

VINELAND CITY - CUMBERLAND COUNTY  
 Form of Government:  
 Mayor-Council Plan A (OMCL 50)  
 Number of Members on Governing Body - 5

PER CAPITA: Gross Debt 409.32 PER CENT: Gross Debt 1.39  
 Net Debt 132.27 Net Debt .45  
 Debt Service 36.88 Tax Levy Collected 95.39  
 Total Tax Levy 838.91 Tax Levy Cancelled, Abated  
 Municipal Expenditures 697.53 or Adjusted .43

EXPENDITURES-CURRENT YEAR		REVENUES REALIZED-CURRENT YEAR		PROPERTY TAXES-CURRENT YEAR	
<b>GENERAL GOVERNMENT</b>				<b>STATE EQUALIZED TAX RATE</b>	
Governing Body & Public Boards		Property Taxes Collected	43,727,325.42	Local District School Taxes	1.04 16,943,927.00
Municipal Clerk		Payments in Lieu of Taxes	163,055.41	Regional & Consolidated School Tax	
Financial Administration	383,690.57	Delinquent Tax & Lien Collections	2,048,410.24	School Taxes in Municipal Budget	.02 323,852.00
Assessment of Taxes	193,500.00	Business Personalty Replacement Taxes	867,622.92	County Taxes	1.00 * 16,304,610.49
Collection of Taxes	216,775.00	Taxes from Public Utilities	3,151,666.00	County Library Taxes	
Planning, Housing & Development	150,685.00	Other Miscellaneous Tax Revenues	17,341.01	Local Municipal Purpose Taxes	.59 9,585,694.36
Human Resources	2,873,547.40	State Aid Revenues	13,032,593.45	Veteran & Senior Citizen Taxes	
Elections	31,100.00	Federal Aid Revenues	1,407,810.00	Total Taxes for Rate Computation	2.65 43,722,233.85
General Administration (other)	3,046,565.00			Special District Taxes	2,509,911.02
<b>JUDICIARY</b>		Sale of Acquired Property	1.00	Bank Corp. Taxes	
Municipal Courts	334,175.00	Other Miscellaneous Revenues	5,272,840.72	Added and Omitted Taxes	266,661.70
<b>PUBLIC SAFETY</b>		Total	69,688,666.17	Total Taxes Levied - ABSTRACT	45,934,656.57
Fire Protection	1,483,746.98	Prior Years Surplus Appropriated	4,210,000.00	Total Taxes Billed	45,842,446.72
Police Protection	6,295,109.11	<b>REVENUES TOTAL</b>	<b>73,898,666.17</b>	<b>TAXES COLLECTED</b>	<b>43,727,325.42</b>
Civil Defense & Disaster Control	78,510.00	Reserve For Uncollected Taxes	2,491,419.76	Taxes Cancelled, Abated or Adjusted	198,998.53
Environmental Inspection & Control	436,838.40			Transfer to Tax Title Liens or Foreclosed	75,335.35
Other Public Safety		<b>CAPITAL OUTLAY TOTAL</b>	<b>3,381,923.42</b>	Ending Balance	1,840,787.42
<b>PUBLIC WORKS</b>		Public Enterprises	533,748.85	<b>PRIOR YEARS TAXES OUTSTANDING</b>	
Streets and Drainage	2,525,567.32	Recreation-Culture		Beginning Balance	1,800,542.46
Sewers and Sewage Processing		Public Works	1,320,872.69	Collected	1,686,536.88
Garbage and Trash Disposal	240,750.00	Buildings and Grounds	1,527,301.88	Cancelled, Abated or Adjusted	15,179.18
Public Buildings and Grounds	676,300.00	Library and Education		Transfers to Tax Title Liens or Foreclosed	5,341.94
Other Public Works		Conservation		Ending Balance	93,484.46
<b>HEALTH and WELFARE</b>		All Other		<b>TAX TITLE LIENS OUTSTANDING</b>	
Health Services Except Environmental	2,652,274.61			Beginning Balance	620,978.78
Welfare-Public Assistance	4,890,818.00			Transfer From Taxes	81,536.74
Hospital, Clinics, First Aid				Redeemed	361,873.36
Animal, Insect, & Rodent Control	112,650.00			Cancelled, Abated or Adjusted	5,078.51
Other Welfare Services				Transfers to Foreclosed Property	1.00
<b>RECREATION and CONSERVATION</b>				Ending Balance	335,562.65
Beaches and Boardwalks				<b>PROPERTY ACQUIRED BY DEED OR FORECLOSURE</b>	
Parks, Playgrounds, Shade Trees	398,718.25			Beginning Balance	730,135.00
Land Reclamation & Conservation	91,595.00			Transfers From Taxes or Liens	
Other Recreational Services	398,200.00			Sale for Cash	1.00
<b>EDUCATION (excluding schools)</b>				Cancelled, Abated or Adjusted	2,099.00
Libraries	650,750.00			Ending Balance	728,035.00
Other Educational Services	8,545.00			<b>CURRENT FINANCES ENDING BALANCE</b>	
<b>STATUTORY EXPENDITURES</b>				<b>ASSETS</b>	
Pensions & F. I. C. A.	1,395,455.92			Cash	9,021,322.68
Employee Fringe Benefits	2,335,487.60			Taxes Receivable	1,934,271.88
Other Statutory Expenditures				Tax Title Liens	335,563.65
<b>MUNICIPAL FUNCTIONS TOTAL</b>	<b>31,901,354.16</b>			Foreclosed Property	728,035.00
<b>CAPITAL IMPROVEMENTS *MEMO*</b>	<b>250,000.00</b>			Emergencies & Other Deferred Charges	
<b>DEBT SERVICE</b>				State and Federal Aid Receivable	8,580,419.14
Principal Payments	1,662,297.64			Other Receivables	456,141.06
Interest Payments	356,801.50			Total	21,055,753.41
<b>TYPE I SCHL DEBT *MEMO</b>	<b>903,137.50</b>			<b>LIABILITIES, RESERVES, AND SURPLUS</b>	
<b>DEFERRED CHARGES</b>	<b>1,781,133.67</b>			Cash Liabilities	11,445,907.73
<b>SCHOOL, COUNTY, SPECIAL DISTRICT TAXES</b>	<b>36,082,300.51</b>			Reserves for Receivables	3,454,011.59
<b>RESERVE FOR UNCOLLECTED TAXES</b>	<b>2,491,419.76</b>			Surplus	6,155,834.09
<b>EXPENDITURES TOTAL</b>	<b>74,275,307.24</b>			Total	21,055,753.41
		<b>REAL PROPERTY VALUATIONS</b>			
		Code Class # of Parcels % VAL'N ASSESSED VALUATION			
		1 Vacant Land 2344 3.32 51,513,100.00			
		2 Residential 13071 70.67 1,095,405,100.00			
		3 Farm 1106 2.37 36,719,000.00			
		4a Commercial 1197 17.37 269,188,700.00			
		4b Industrial 83 3.35 51,932,900.00			
		4c Apartments 70 2.92 45,239,100.00			
		Total 17871 1,549,997,900.00			
		Land Area 69.50 Sq. Miles			
		Net Valuation Taxable-Municipal 1,569,728,704			
		Net Valuation Taxable-County 1,680,676,016			
		State Equalized Valuation 1,626,945,549			
		State Equalization Ratio 96.44			

\* ABOVE DEBT SERVICE INCLUDES TYPE I SCHOOL DEBT

\*Includes County Health Service Taxes or County Open Space Tax. See Table 13.



0264

Population 1990 9,757  
 Population 1994 9,886  
 S & P Rating  
 Moody Rating AAA

General Tax Rate Par \$100. 2.63  
 State Equalized Tax Rate 2.45

**WALDWICK BOROUGH - BERGEN COUNTY**  
 Form of Government:  
**Borough Council**  
 Number of Members on Governing Body - 6

PER CAPITA: Gross Debt 606.73 PER CENT: Gross Debt .84  
 Net Debt 401.20 Net Debt .56  
 Debt Service 66.30 Tax Levy Collected 97.61  
 Total Tax Levy 1,784.31 Tax Levy Cancelled, Abated or Adjusted 18.32  
 Municipal Expenditures 785.21

EXPENDITURES-CURRENT YEAR		REVENUES REALIZED-CURRENT YEAR		PROPERTY TAXES-CURRENT YEAR	
<b>GENERAL GOVERNMENT</b>		<b>REVENUES REALIZED-CURRENT YEAR</b>		<b>PROPERTY TAXES-CURRENT YEAR</b>	
Governing Body & Public Boards		Property Taxes Collected 172,521.25		STATE EQUALIZED TAX RATE 1.84 11,814,529.00	
Municipal Clerk		Payments in Lieu of Taxes		Local District School Taxes	
Financial Administration 68,955.00		Delinquent Tax & Lien Collections 321,227.00		Regional & Consolidated School Tax	
Assessment of Taxes 53,110.00		Business Personality Replacement Taxes 88,000.00		School Taxes in Municipal Budget	
Collection of Taxes 68,700.00		Taxes from Public Utilities 2,272,601.00		County Taxes .29 * 2,091,340.87	
Planning, Housing & Development 30,848.00		Other Miscellaneous Tax Revenues		County Library Taxes	
Human Resources 131,544.00		State Aid Revenues 580,303.00		Local Municipal Purpose Taxes .51 3,669,235.00	
Elections 3,700.00		Federal Aid Revenues		Veteran & Senior Citizen Taxes 94,050.00	
General Administration (other) 513,544.00		Sela of Acquired Property 647,626.00		Total Taxes for Rate Computation 2.44 17,669,154.87	
<b>JUDICIARY</b>		Other Miscellaneous Revenues 4,082,276.25		Special District Taxes	
Municipal Courts 91,120.00		Prior Years Surplus Appropriated 452,000.00		Bank Corp. Taxes	
<b>PUBLIC SAFETY</b>		REVENUES TOTAL 4,534,276.25		Added and Omitted Taxes 64,579.00	
Fire Protection 88,295.00		Reserve For Uncollected Taxes 518,000.00		Total Taxes Levied - ABSTRACT 17,639,683.87	
Police Protection 1,367,262.00		CAPITAL OUTLAY TOTAL 861,240.00		Total Taxes Billed 176,751.22	
Civil Defense & Disaster Control		Public Enterprises		TAXES COLLECTED 172,521.25	
Environmental Inspection & Control 78,410.00		Recreation-Culture 655.00		Taxes Cancelled, Abated or Adjusted 32,388.00	
Other Public Safety		Public Works 31,247.00		Transfer to Tax Title Liens or Foreclosed	
<b>PUBLIC WORKS</b>		Buildings and Grounds 829,338.00		Ending Balance 3,906.09	
Streets and Drainage 670,585.00		Library and Education		<b>PRIOR YEARS TAXES OUTSTANDING</b>	
Sewars and Sewage Processing 1,537,623.00		Conservation		Beginning Balance 414,859.00	
Garbage and Trash Disposal 658,680.00		All Other		Collected 321,227.00	
Public Buildings and Grounds 186,100.00		CAPITAL DEBT AUTHORIZED, ENDING BALANCE		Cancelled, Abated or Adjusted	
Other Public Works 19,925.00		ISSUED AND UNISSUED GROSS DEBT NET DEBT		Transfers to Tax Title Liens or Foreclosed	
<b>HEALTH and WELFARE</b>		School 610,000		Ending Balance 93,632.00	
Health Services Except Environmental 20,550.00		Self-Liquidating 1,268,586		<b>TAX TITLE LIENS OUTSTANDING</b>	
Welfare-Public Assistance 1,755.00		Other 4,119,535		Beginning Balance	
Hospital, Clinics, First Aid		Total 5,998,121		Transfer From Taxes	
Animal, Insect, & Rodent Control 4,500.00		ISSUED AND OUTSTANDING		Redeemed	
Other Welfare Services		School 610,000.00		Cancelled, Abated or Adjusted	
<b>RECREATION and CONSERVATION</b>		Self-Liquidating 1,267,386.00		Transfers to Foreclosed Property	
Beaches and Boardwalks		Other 4,119,500.00		Ending Balance	
Perks, Playgrounds, Shede Trees 66,901.00		Total 5,996,886.00		PROPERTY ACQUIRED BY DEED OR	
Land Reclamation & Conservation 50,693.00		EQUALIZED VALUATION BASIS FOR NET DEBT COMPUTATION 710,516,333		FORECLOSURE	
Other Recreational Services 5,550.00		REAL PROPERTY VALUATIONS		Beginning Balance 35,510.00	
<b>EDUCATION (excluding schools)</b>		Code Class # of Parcels % VALN ASSESSED VALUATION		Transfers From Taxes or Liens	
Libraries 274,000.00		1 Vacant Land 156 1.18 7,874,100.00		Sale for Cash	
Other Educational Services		2 Residential 3230 86.90 581,067,700.00		Cancelled, Abated or Adjusted	
<b>STATUTORY EXPENDITURES</b>		3 Farm 4 .04 265,300.00		Ending Balance 35,510.00	
Pensions & F. I. C. A. 332,205.00		4e Commercial 120 8.11 54,222,900.00		<b>CURRENT FINANCES ENDING BALANCE</b>	
Employee Fringe Benefits 264,010.00		4b Industrial 23 3.78 25,268,100.00		ASSETS	
Other Statutory Expenditures		4c Apartments		Cash 2,452,561.00	
<b>MUNICIPAL FUNCTIONS</b>		Total 3533 668,698,100.00		Taxes Receivable 484,241.00	
TOTAL 6,588,565.00		Land Area 2.40 Sq. Miles		Tax Title Liens	
<b>CAPITAL IMPROVEMENTS</b> *MEMO* 58,350.00		Net Valuation Taxable-Municipal 669,602,385		Foreclosed Property 35,510.00	
<b>DEBT SERVICE</b>		Net Valuation Taxable-County 727,144,314		Emergencies & Other Deferred Charges 11,000.00	
Principal Payments 415,700.00		State Equalized Valuation 719,625,373		State and Federal Aid Receivable 12,063.00	
Interest Payments 239,776.00		State Equalization Ratio 93.04		Other Receivables 15,105.00	
<b>DEFERRED CHARGES</b>		Total 668,698,100.00		Total 3,010,480.00	
SCHOOL, COUNTY, SPECIAL DISTRICT TAXES 13,905,869.87		Net Valuation Taxable-Municipal 669,602,385		<b>LIABILITIES, RESERVES, AND SURPLUS</b>	
RESERVE FOR UNCOLLECTED TAXES 518,000.00		Net Valuation Taxable-County 727,144,314		Cash Liabilities 1,631,419.00	
<b>EXPENDITURES</b> TOTAL 21,668,446.87		State Equalized Valuation 719,625,373		Reserves for Receivables 534,856.00	
		State Equalization Ratio 93.04		Surplus 844,205.00	
				Total 3,010,480.00	

\*Includes County Health Service Taxes or County Open Space Tax. See Table 13.

1352  
 Population 1990 20,244  
 Population 1994 21,755  
 S & P Rating  
 Moody Rating A

General Tax Rate Per \$100. 1.85  
 State Equalized Tax Rate 1.90

**WALL TOWNSHIP - MONMOUTH COUNTY**  
 Form of Government:  
**Township Committee**  
 Number of Members on Governing Body - 5

PER CAPITA:  
 Gross Debt 2,107.64  
 Net Debt 874.20  
 Debt Service 74.89  
 Total Tax Levy 1,730.83  
 Municipal Expenditures 760.86

PER CENT:  
 Gross Debt 2.49  
 Net Debt 1.03  
 Tax Levy Collected 94.35  
 Tax Levy Cancelled, Abated or Adjusted .60

EXPENDITURES-CURRENT YEAR		REVENUES REALIZED-CURRENT YEAR		PROPERTY TAXES-CURRENT YEAR	
<b>GENERAL GOVERNMENT</b>		<b>REVENUES REALIZED-CURRENT YEAR</b>		<b>STATE EQUALIZED TAX RATE</b>	
Governing Body & Public Boards		Property Taxes Collected	35,526,841.24	Local District School Taxes	1.03
Municipal Clerk		Payments In Lieu of Taxes		Regionel & Consolidated School Tax	
Financial Administration	284,539.76	Delinquent Tax & Lien Collections	2,656,041.22	School Taxes in Municipal Budget	
Assessment of Taxes	153,000.00	Business Personalty Replacement Taxes	199,122.28	County Taxes	.46 *
Collection of Taxes	128,200.00	Taxes from Public Utilities	3,621,748.45	County Library Taxes	.02
Planning, Housing & Development	426,995.00	Other Miscellaneous Tax Revenues		Local Municipal Purpose Taxes	.40
Human Resources	238,497.00	State Aid Revenues	890,471.85	Veteran & Senior Citizen Taxes	
Elections	4,200.00	Federal Aid Revenues		Total Taxes for Rate Computation	1.91
General Administration (other)	729,233.90			Special District Taxes	649,974.00
<b>JUDICIARY</b>		<b>SALE OF ACQUIRED PROPERTY</b>		<b>BANK CORP. TAXES</b>	
Municipal Courts	241,500.00	Sale of Acquired Property	1,813,403.08	Added and Omitted Taxes	670,532.34
<b>PUBLIC SAFETY</b>		<b>OTHER MISCELLANEOUS REVENUES</b>		<b>TOTAL TAXES LEVIED - ABSTRACT</b>	
Fire Protection		Other Miscellaneous Revenues	44,707,628.12	Total Taxes Billed	37,654,131.27
Police Protection	3,978,020.46	Prior Years Surplus Appropriated	755,000.00	TAXES COLLECTED	35,526,841.24
Civil Defense & Disaster Control		REVENUES TOTAL	45,462,628.12	Taxes Cancelled, Abated or Adjusted	225,538.65
Environmental Inspection & Control	293,600.00	Reserve For Uncollected Taxes	2,932,699.55	Transfer to Tax Title Liens or Foreclosed	
Other Public Safety		<b>CAPITAL OUTLAY TOTAL</b>		Ending Balance	1,901,751.38
<b>PUBLIC WORKS</b>		<b>Public Enterprises</b>		<b>PRIOR YEARS TAXES OUTSTANDING</b>	
Streets and Drainage	1,444,483.13	Public Enterprises	5,146,718.46	Beginning Balance	2,837,486.18
Sewers and Sewage Processing	457,250.00	Recreation-Culture		Collected	2,396,314.41
Garbage and Trash Disposal	1,192,250.00	Public Works	285,924.14	Cancelled, Abated or Adjusted	
Public Buildings and Grounds	396,640.00	Buildings and Grounds	1,683,235.85	Transfers to Tax Title Liens or Foreclosed	10,216.39
Other Public Works		Library and Education		Ending Balance	430,955.38
<b>HEALTH and WELFARE</b>		<b>Conservation</b>		<b>TAX TITLE LIENS OUTSTANDING</b>	
Health Services Except Environmental	35,120.00	Conservation		Beginning Balance	674,255.38
Welfare-Public Assistance	12,575.30	All Other		Transfer From Taxes	10,216.39
Hospital, Clinics, First Aid		<b>CAPITAL DEBT AUTHORIZED, ENDING BALANCE</b>		Redeemed	259,726.81
Animal, Insect, & Rodent Control	15,000.00	<b>ISSUED AND UNISSUED</b>		Cancelled, Abated or Adjusted	
Other Welfare Services		School	4,718,000	Transfers to Foreclosed Property	
<b>RECREATION and CONSERVATION</b>		Self-Liquidating	22,115,399	Ending Balance	424,744.96
Beeches and Boardwalks		Other	19,018,289	<b>PROPERTY ACQUIRED BY DEED OR FORECLOSURE</b>	
Perks, Playgrounds, Shade Trees	210,000.00	Total	45,851,689	Beginning Balance	
Land Reclamation & Conservation	2,000.00	<b>ISSUED AND OUTSTANDING</b>		Transfers From Taxes or Liens	
Other Recreational Services		School	4,718,000.00	Sale for Cash	
<b>EDUCATION (excluding schools)</b>		Self-Liquidating	12,020,600.00	Cancelled, Abated or Adjusted	
Libraries	6,000.00	Other	16,763,700.00	Ending Balance	
Other Educational Services	2,000.00	Total	33,502,300.00	<b>CURRENT FINANCES ENDING BALANCE</b>	
<b>STATUTORY EXPENDITURES</b>		<b>EQUALIZED VALUATION BASIS FOR NET DEBT COMPUTATION</b>		<b>ASSETS</b>	
Pensions & F. I. C. A.	1,016,071.78	REAL PROPERTY VALUATIONS		Cash	7,164,668.66
Employee Fringe Benefits	703,377.95	Code	Class	# of Parcels	% VAL'N
Other Statutory Expenditures		1	Vacant Land	1451	8.40
<b>MUNICIPAL FUNCTIONS</b>		2	Residential	7097	68.27
<b>CAPITAL IMPROVEMENTS</b>		3	Farm	141	.94
<b>DEBT SERVICE</b>		4e	Commercial	500	15.17
Principal Payments	946,550.00	4b	Industrial	86	6.31
Interest Payments	682,601.33	4c	Apartments	8	.90
<b>DEFERRED CHARGES</b>		Total		9283	
SCHOOL, COUNTY, SPECIAL DISTRICT TAXES	29,414,714.45	Land Area	31.01	Sq. Miles	
RESERVE FOR UNCOLLECTED TAXES	2,932,699.55	Net Valuation Taxable-Municipal	1,960,382,783		
EXPENDITURES TOTAL	45,967,119.61	Net Valuation Taxable-County	1,876,262,494		
		State Equalized Valuation	1,907,064,417		
		State Equalization Ratio	102.81		
				<b>LIABILITIES, RESERVES, AND SURPLUS</b>	
				Cash Liabilities	4,551,825.93
				Reserves for Receivables	3,642,462.84
				Surplus	2,612,842.73
				Total	10,807,131.50

\*Includes County Health Service Taxes or County Open Specie Tax. See Table 13.



1923

Population 1990 67  
 Population 1994 69  
 S & P Rating  
 Moody Rating

General Tax Rate Par \$100. .53  
 State Equalized Tax Rate .53

**WALPACK TOWNSHIP - SUSSEX COUNTY**  
 Form of Government:  
**Township Committee**  
 Number of Members on Governing Body - 3

PER CAPITA:  
 Gross Debt  
 Net Debt  
 Debt Service  
 Total Tax Levy 232.13  
 Municipal Expenditures 3,123.82

PER CENT:  
 Gross Debt  
 Net Debt  
 Tax Levy Collected 99.57  
 Tax Levy Cancelled, Abated or Adjusted

EXPENDITURES-CURRENT YEAR		REVENUES REALIZED-CURRENT YEAR		PROPERTY TAXES-CURRENT YEAR	
<b>GENERAL GOVERNMENT</b>		Property Taxes Collected 14,512.06		STATE EQUALIZED TAX RATE →	
Governing Body & Public Boards		Payments In Lieu of Taxes		Local District School Taxes	
Municipal Clerk	18,300.00	Delinquent Tax & Lien Collections		Regional & Consolidated School Tax	
Financial Administration	3,525.00	Business Personalty Replacement Taxes	35,155.00	School Taxes in Municipal Budget	
Assessment of Taxes	4,600.00	Taxes from Public Utilities		County Taxes .55 *	14,464.90
Collection of Taxes		Other Miscellaneous Tax Revenues		County Library Taxes .05	1,208.26
Planning, Housing & Development		State Aid Revenues	10,637.94	Local Municipal Purpose Taxes	
Human Resources		Federal Aid Revenues		Veteran & Senior Citizen Taxes	200.00
Elections	48,823.00	Sale of Acquired Property		Total Taxes for Rate Computation .60	15,873.16
General Administration (other)		Other Miscellaneous Revenues	42,057.23	Special District Taxes	
<b>JUDICIARY</b>			Total	Bank Corp. Taxes	
Municipal Courts		Prior Years Surplus Appropriated	177,227.00	Added and Omitted Taxes	343.73
<b>PUBLIC SAFETY</b>		REVENUES TOTAL	279,589.23	Total Taxes Levied - ABSTRACT	16,016.89
Fire Protection	38.00	Rarava For Uncollected Taxes	643.00	Total Taxes Billed	14,574.92
Police Protection	5,250.00	<b>CAPITAL OUTLAY TOTAL</b>		TAXES COLLECTED	14,512.06
Civil Defense & Disaster Control	500.00	Public Enterprises		Taxes Cancelled, Abated or Adjusted	
Environmental Inspection & Control	1,100.00	Recreation-Culture		Transfer to Tax Title Liens or Foreclosed	
Other Public Safety		Public Works		Ending Balance	62.86
<b>PUBLIC WORKS</b>		Buildings and Grounds		<b>PRIOR YEARS TAXES OUTSTANDING</b>	
Streets and Drainage	56,553.00	Library and Education		Beginning Balance	458.64
Sewers and Sewage Processing		Conservation		Collected	458.64
Garbage and Trash Disposal		All Other		Cancelled, Abated or Adjusted	
Public Buildings and Grounds	5,200.00	<b>CAPITAL DEBT AUTHORIZED, ENDING BALANCE</b>		Transfers to Tax Title Liens or Foreclosed	
Other Public Works		ISSUED AND UNISSUED		Ending Balance	
<b>HEALTH and WELFARE</b>		School		TAX TITLE LIENS OUTSTANDING	
Health Services Except Environmental	1,750.00	Self-Liquidating		Beginning Balance	
Welfare-Public Assistance	501.00	Other		Transfer From Taxes	
Hospital, Clinics, First Aid		Total		Radaamad	
Animal, Insect, & Rodent Control	550.00	<b>ISSUED AND OUTSTANDING</b>		Cancelled, Abated or Adjusted	
Other Welfare Services		School		Transfers to Foreclosed Property	
<b>RECREATION and CONSERVATION</b>		Self-Liquidating		Ending Balance	
Beaches and Boardwalks		Other		PROPERTY ACQUIRED BY DEED OR	
Parks, Playgrounds, Shade Trees		Total		FORECLOSURE	
Land Reclamation & Conservation		<b>EQUALIZED VALUATION BASIS</b>		Beginning Balance	
Other Recreational Services		FOR NET DEBT COMPUTATION	2,495,839	Transfers From Taxes or Liens	
<b>EDUCATION (excluding schools)</b>		<b>REAL PROPERTY VALUATIONS</b>		Sala for Cash	
Libraries		Code	Class	# of Parcels	% VAL'N
Other Educational Services	19,110.62	1	Vacant Land	11	10.34
<b>STATUTORY EXPENDITURES</b>		2	Residential	11	35.31
Pensions & F. I. C. A.	13,000.00	3	Farm	10	16.38
Employee Fringe Benefits	36,000.00	4e	Commercial	2	37.96
Other Statutory Expenditures	100.00	4b	Industrial		
<b>MUNICIPAL FUNCTIONS TOTAL</b>		4c	Apartments		
CAPITAL IMPROVEMENTS *MEMO*	214,900.62	Total		34	
DEBT SERVICE		Land Area	24.10	Sq. Miles	
Principal Payments		Net Valuation Taxable-Municipal			2,635,405
Interest Payments		Net Valuation Taxable-County			3,189,125
<b>DEFERRED CHARGES</b>		State Equalized Valuation			2,630,160
SCHOOL, COUNTY, SPECIAL DISTRICT TAXES	15,673.16	State Equalization Ratio			100.21
RESERVE FOR UNCOLLECTED TAXES	643.00	<b>CURRENT FINANCES ENDING BALANCE</b>		<b>ASSETS</b>	
EXPENDITURES TOTAL	231,216.78	Cash		849,989.17	
		Taxes Receivable		62.86	
		Tax Title Liens			
		Foreclosed Property			
		Emergencies & Other Deferred Charges			
		State and Federal Aid Receivables			
		Other Receivables		231.60	
		Total		850,283.63	
		LIABILITIES, RESERVES, AND SURPLUS			
		Cash Liabilities		86,190.17	
		Reserves for Receivables		294.46	
		Surplus		763,799.00	
		Total		850,283.63	

\*Includes County Health Service Taxes or County Open Space Tax. See Table 13.

1613

Population 1990 9,711  
 Population 1994 9,925  
 S & P Rating  
 Moody Rating BAA1

General Tax Rate Per \$100. 3.24  
 State Equalized Tax Rate 2.96

**WANAQUE BOROUGH - PASSAIC COUNTY**  
 Form of Government:  
**Borough Council**  
 Number of Members on Governing Body - 6

PER CAPITA:  
 Gross Debt 687.01  
 Net Debt 426.49  
 Debt Service 47.54  
 Total Tax Levy 1,496.08  
 Municipal Expenditures 650.70

PER CENT:  
 Gross Debt 1.37  
 Net Debt .85  
 Tax Levy Collected 97.73  
 Tax Levy Cancelled, Abated or Adjusted

EXPENDITURES-CURRENT YEAR		REVENUES REALIZED-CURRENT YEAR		PROPERTY TAXES-CURRENT YEAR	
<b>GENERAL GOVERNMENT</b>		<b>REVENUES REALIZED-CURRENT YEAR</b>		<b>STATE EQUALIZED TAX RATE</b>	
Governing Body & Public Boards		Property Taxes Collected	14,511,607.94	Local District School Taxes	1.08 5,398,623.50
Municipal Clerk		Payments in Lieu of Taxes		Regional & Consolidated School Tax	.58 2,885,030.56
Financial Administration	108,273.00	Delinquent Tax & Lien Collections	334,492.11	School Taxes in Municipal Budget	
Assessment of Taxes	332,425.00	Business Personalty Replacement Taxes	114,261.16	County Taxes	.57 * 2,867,729.54
Collection of Taxes	69,060.00	Taxes from Public Utilities	577,049.19	County Library Taxes	
Planning, Housing & Development	48,205.00	Other Miscellaneous Tax Revenues		Local Municipal Purpose Taxes	.73 3,630,090.00
Human Resources	134,527.00	State Aid Revenues	620,216.84	Veteren & Senior Citizen Taxes	83,550.00
Elections	8,000.00	Federal Aid Revenues		Total Taxes for Rate Computation	2.96 14,865,023.60
General Administration (other)	559,700.00			Special District Taxes	
<b>JUDICIARY</b>		Sale of Acquired Property		Bank Corp. Taxes	
Municipal Courts	61,485.00	Other Miscellaneous Revenues		Added and Omitted Taxes	67,096.87
<b>PUBLIC SAFETY</b>		Total	16,457,558.98	Total Taxes Levied - ABSTRACT	14,848,570.47
Fire Protection	79,991.00	Prior Years Surplus Appropriated	850,000.00	Total Taxes Billed	14,849,273.63
Police Protection	1,275,501.13	<b>REVENUES TOTAL</b>	<b>17,307,558.98</b>	<b>TAXES COLLECTED</b>	<b>14,511,607.94</b>
Civil Defense & Disaster Control	5,000.00	Reserve For Uncollected Taxes	550,000.00	Taxes Cancelled, Abated or Adjusted	
Environmental Inspection & Control	55,885.00	<b>CAPITAL OUTLAY TOTAL</b>	<b>244,718.06</b>	Transfer to Tax Title Liens or Foreclosed	19,482.12
Other Public Safety				Ending Balance	318,183.57
<b>PUBLIC WORKS</b>		Public Enterprises	18,910.89	<b>PRIOR YEARS TAXES OUTSTANDING</b>	
Streets and Drainage	560,277.45	Recreation-Culture		Beginning Balance	297,175.34
Sewers and Sewage Processing	7,060.00	Public Works	46,756.12	Collected	208,445.56
Garbage and Trash Disposal	877,800.00	Buildings and Grounds	179,051.05	Cancelled, Abated or Adjusted	37,322.74
Public Buildings and Grounds	152,800.00	Library and Education		Transfers to Tax Title Liens or Foreclosed	31,828.44
Other Public Works	23,700.00	Conservation		Ending Balance	19,578.60
<b>HEALTH and WELFARE</b>		All Other		<b>TAX TITLE LIENS OUTSTANDING</b>	
Health Services Except Environmental	133,970.00			Beginning Balance	254,854.22
Welfare-Public Assistance	7,125.00	<b>CAPITAL DEBT AUTHORIZED, ENDING BALANCE</b>		Transfer From Taxes	57,075.14
Hospital, Clinics, First Aid		<b>ISSUED AND UNISSUED</b>		Redeemed	126,046.55
Animal, Insect, & Rodent Control		School	2,168,587	Cancelled, Abated or Adjusted	
Other Welfare Services		Self-Liquidating	437,000	Transfers to Foreclosed Property	
<b>RECREATION and CONSERVATION</b>		Other	4,213,021	Ending Balance	185,882.81
Beaches and Boardwalks		Total	6,818,609	<b>PROPERTY ACQUIRED BY DEED OR FORECLOSURE</b>	
Parks, Playgrounds, Shade Trees	91,700.00	<b>ISSUED AND OUTSTANDING</b>		Beginning Balance	407,810.00
Land Reclamation & Conservation	88,863.07	School	2,168,587.90	Transfers From Taxes or Liens	
Other Recreational Services	7,000.00	Self-Liquidating	437,000.00	Sale for Cash	
<b>EDUCATION (excluding schools)</b>		Other	3,663,326.12	Cancelled, Abated or Adjusted	
Libraries	188,127.00	Total	6,268,914.02	Ending Balance	407,810.00
Other Educational Services		<b>EQUALIZED VALUATION BASIS</b>		<b>CURRENT FINANCES ENDING BALANCE</b>	
<b>STATUTORY EXPENDITURES</b>		<b>FOR NET DEBT COMPUTATION</b>		<b>ASSETS</b>	
Pensions & F. I. C. A.	257,315.00	<b>REAL PROPERTY VALUATIONS</b>		Cash	1,900,286.98
Employee Fringe Benefits	272,500.00	Code Class # of Parcels % VAL'N		Taxes Receivable	337,762.17
Other Statutory Expenditures	5,000.00	1 Vacant Land 275 6.41	29,107,100.00	Tax Title Liens	185,882.81
<b>MUNICIPAL FUNCTIONS TOTAL</b>	<b>5,411,289.65</b>	2 Residential 2879 80.12	363,788,674.00	Foreclosed Property	407,810.00
<b>CAPITAL IMPROVEMENTS *MEMO*</b>	<b>28,000.00</b>	3 Farm		Emergencies & Other Deferred Charges	288,000.00
<b>DEBT SERVICE</b>		4e Commercial 103 9.10	41,330,620.00	State and Federal Aid Receivable	27,135.68
Principal Payments	227,330.98	4b Industrial 18 3.95	17,932,090.00	Other Receivables	17,591.45
Interest Payments	244,541.00	4c Apartments 5 .41	1,876,200.00	Total	3,164,469.09
		Total 3280	454,034,684.00	<b>LIABILITIES, RESERVES, AND SURPLUS</b>	
<b>DEFERRED CHARGES</b>	<b>25,000.00</b>	Land Area 8.30 Sq. Miles		Cash Liabilities	763,622.31
SCHOOL, COUNTY, SPECIAL DISTRICT TAXES	11,151,383.60	Net Valuation Taxable-Municipal	456,239,380	Reserves for Receivables	949,046.43
RESERVE FOR UNCOLLECTED TAXES	550,000.00	Net Valuation Taxable-County	504,653,886	Surplus	1,451,800.35
<b>EXPENDITURES TOTAL</b>	<b>17,609,545.23</b>	State Equalized Valuation	499,014,723	Total	3,164,469.09
		State Equalization Ratio	91.39		

1924

Population 1990 **9,487**  
 Population 1994 **10,018**  
 S & P Rating  
 Moody Rating

General Tax Rate Per \$100. **2.41**  
 State Equalized Tax Rate **2.27**

**WANTAGE TOWNSHIP - SUSSEX COUNTY**  
 Form of Government:  
**Township Committee**  
 Number of Members on Governing Body - 3

PER CAPITA: PER CENT:  
 Gross Debt **738.83** Gross Debt **1.35**  
 Net Debt **39.23** Net Debt **.07**  
 Debt Service **4.75** Tax Levy Collected **92.15**  
 Total Tax Levy **1,277.01** Tax Levy Cancelled, Abated  
 Municipal Expenditures **438.53** or Adjusted **.77**

EXPENDITURES-CURRENT YEAR		REVENUES REALIZED-CURRENT YEAR		PROPERTY TAXES-CURRENT YEAR		
<b>GENERAL GOVERNMENT</b>		<b>REVENUES REALIZED-CURRENT YEAR</b>		<b>STATE EQUALIZED TAX RATE</b>		
Governing Body & Public Boards		Property Taxes Collected	11,806,887.52	Local District School Taxes		
Municipal Clerk		Payments in Lieu of Taxes		Regional & Consolidated School Tax	1.53	
Financial Administration	90,470.66	Delinquent Tax & Lien Collections	892,725.80	School Taxes in Municipal Budget		
Assessment of Taxes	93,173.76	Business Personalty Replacement Taxes	99,519.12	County Taxes	.45 *	
Collection of Taxes	58,644.90	Taxes from Public Utilities	477,574.00	County Library Taxes	.04	
Planning, Housing & Development	65,665.55	Other Miscellaneous Tax Revenues		Local Municipal Purpose Taxes	.26	
Human Resources	32,271.80	State Aid Revenues	558,412.19	Veteran & Senior Citizen Taxes		
Elections	3,245.00	Federal Aid Revenues		Total Taxes for Rate Computation	2.28	
General Administration (other)	460,743.24			Special District Taxes		
<b>JUDICIARY</b>		Sale of Acquired Property		Bank Corp. Taxes		
Municipal Courts	89,712.71	Other Miscellaneous Revenues	580,823.56	Added and Omitted Taxes		
<b>PUBLIC SAFETY</b>				Total Taxes Levied - ABSTRACT	119,310.98	
Fire Protection	136,969.85	Prior Years Surplus Appropriated	657,237.00	Total Taxes Billed	12,812,585.59	
Police Protection	101,500.00	REVENUES TOTAL	15,073,179.19	TAXES COLLECTED	11,806,887.52	
Civil Defense & Disaster Control	9,385.00	Reserve For Uncollected Taxes	1,183,335.00	Taxes Cancelled, Abated or Adjusted	99,251.56	
Environmental Inspection & Control	64,330.06	<b>CAPITAL OUTLAY TOTAL</b>		Transfer to Tax Title Liens or Foreclosed	25,550.36	
Other Public Safety			388,031.97	Ending Balance	880,896.15	
<b>PUBLIC WORKS</b>		<b>Public Enterprises</b>		<b>PRIOR YEARS TAXES OUTSTANDING</b>		
Streets and Drainage	936,338.00	Recreation-Culture		Beginning Balance	988,623.87	
Sewers and Sewage Processing		Public Works	20,700.25	Collected	877,660.73	
Garbage and Trash Disposal	40,000.00	Buildings and Grounds	367,331.72	Cancelled, Abated or Adjusted	48,259.67	
Public Buildings and Grounds	186,021.00	Library and Education		Transfers to Tax Title Liens or Foreclosed	6,154.42	
Other Public Works	233,000.00	Conservation		Ending Balance	56,549.05	
<b>HEALTH and WELFARE</b>		Air Other		<b>TAX TITLE LIENS OUTSTANDING</b>		
Health Services Except Environmental	14,564.00	<b>CAPITAL DEBT AUTHORIZED, ENDING BALANCE</b>		Beginning Balance	64,232.46	
Welfare-Public Assistance	21,635.06	ISSUED AND UNISSUED	GROSS DEBT	Transfer From Taxes	33,258.25	
Hospital, Clinics, First Aid		School	7,008,567	Redeemed	15,065.07	
Animal, Insect, & Rodent Control		Self-Liquidating		Cancelled, Abated or Adjusted		
Other Welfare Services		Other	392,990	Transfers to Foreclosed Property		
<b>RECREATION and CONSERVATION</b>		Total	7,401,557	Ending Balance	82,425.64	
Beeches and Boardwalks		<b>ISSUED AND OUTSTANDING</b>		<b>PROPERTY ACQUIRED BY DEED OR FORECLOSURE</b>		
Perks, Playgrounds, Shade Trees		School	7,008,567.95	Beginning Balance	319,300.00	
Land Reclamation & Conservation	2,650.00	Self-Liquidating		Transfers From Taxes or Liens		
Other Recreational Services	23,200.00	Other		Sale for Cash	1,262.00	
<b>EDUCATION (excluding schools)</b>		Total	7,008,567.95	Cancelled, Abated or Adjusted	4,238.00	
Libraries	3,500.00	<b>EQUALIZED VALUATION BASIS FOR NET DEBT COMPUTATION</b>		Ending Balance	313,800.00	
Other Educational Services		<b>REAL PROPERTY VALUATIONS</b>		<b>CURRENT FINANCES ENDING BALANCE ASSETS</b>		
<b>STATUTORY EXPENDITURES</b>		Code	Class	# of Parcels	% VAL'N	ASSESSED VALUATION
Pensions & F. I. C. A.	113,075.21	1	Vacant Land	739	7.18	37,421,700.00
Employee Fringe Benefits	298,000.00	2	Residential	2809	70.68	368,610,400.00
Other Statutory Expenditures	4,500.00	3	Farm	1095	10.65	55,518,400.00
<b>MUNICIPAL FUNCTIONS TOTAL</b>		4a	Commercial	126	10.73	55,952,700.00
	3,082,595.80	4b	Industrial	2	.14	750,500.00
<b>CAPITAL IMPROVEMENTS *MEMO*</b>		4c	Apertments	3	.62	3,242,600.00
	20,000.00	Total		4774		521,496,300.00
<b>DEBT SERVICE</b>		<b>Land Area</b>		68.15	Sq. Miles	
Principal Payments	46,000.00	<b>Net Valuation Taxable-Municipal</b>		524,252,024		
Interest Payments	1,600.94	<b>Net Valuation Taxable-County</b>		562,092,420		
<b>DEFERRED CHARGES</b>		<b>State Equalized Valuation</b>		556,184,887		
	79,623.00	<b>State Equalization Ratio</b>		94.23		
<b>SCHOOL, COUNTY, SPECIAL DISTRICT TAXES</b>		<b>LIABILITIES, RESERVES, AND SURPLUS</b>				
	11,215,016.11	Cash Liabilities		939,215.98		
<b>RESERVE FOR UNCOLLECTED TAXES</b>		Reserves for Receivables		1,360,254.09		
	1,183,335.00	Surplus		1,499,464.58		
<b>EXPENDITURES TOTAL</b>				Total	3,798,934.65	
	15,608,170.85					

1820  
 Population 1990 10,830  
 Population 1994 11,905  
 S & P Rating  
 Moody Rating AA1

General Tax Rate Per \$100. 1.68  
 State Equalized Tax Rate 1.52

WARREN TOWNSHIP - SOMERSET COUNTY  
 Form of Government:  
 Township Committee  
 Number of Members on Governing Body - 5

PER CAPITA:  
 Gross Debt 682.69  
 Net Debt 582.06  
 Debt Service 60.71  
 Total Tax Levy 2,346.45  
 Municipal Expenditures 677.40  
 PER CENT:  
 Gross Debt .46  
 Net Debt .39  
 Tax Levy Collected 96.57  
 Tax Levy Cancelled, Abated or Adjusted .28

EXPENDITURES-CURRENT YEAR		REVENUES REALIZED-CURRENT YEAR		PROPERTY TAXES-CURRENT YEAR		
<b>GENERAL GOVERNMENT</b>		<b>REVENUES REALIZED-CURRENT YEAR</b>		<b>STATE EQUALIZED TAX RATE</b>		
Governing Body & Public Boards		Property Taxes Collected	27,102,353.58	Local District School Taxes	.64 11,571,757.00	
Municipal Clerk		Payments in Lieu of Taxes		Regional & Consolidated School Tax	.29 5,180,737.90	
Financial Administration	117,750.00	Delinquent Tax & Lien Collections	846,694.71	School Taxes in Municipal Budget		
Assessment of Taxes	72,780.00	Business Personality Replacement Taxes	130,156.20	County Taxes	.39 * 6,955,062.71	
Collection of Taxes	68,725.00	Taxes from Public Utilities	1,263,448.00	County Library Taxes	.03 574,009.55	
Planning, Housing & Development	95,350.00	Other Miscellaneous Tax Revenues		Local Municipal Purpose Taxes	.18 3,223,175.00	
Human Resources	112,542.00	State Aid Revenues	344,588.25	Veteran & Senior Citizen Taxes		
Elections	3,900.00	Federal Aid Revenues	2,000.00	Total Taxes for Rate Computation	1.53 27,559,942.16	
General Administration (other)	1,003,850.00			Specific District Taxes		
<b>JUDICIARY</b>		Sale of Acquired Property		Bank Corp. Taxes		
Municipal Courts	131,477.95	Other Miscellaneous Revenues		Added and Omitted Taxes	429,711.31	
<b>PUBLIC SAFETY</b>		Total	31,677,521.36	Total Taxes Levied - ABSTRACT	27,934,453.47	
Fire Protection	380,835.00	Prior Years Surplus Appropriated	730,000.00	Total Taxes Billed	28,064,604.27	
Police Protection	1,596,657.65	REVENUES TOTAL	32,407,521.36	TAXES COLLECTED	27,102,353.58	
Civil Defense & Disaster Control	7,225.00	Reserve For Uncollected Taxes	826,000.00	Taxes Cancelled, Abated or Adjusted	79,242.04	
Environmental Inspection & Control	118,400.00			Transfer to Tax Title Liens or Foreclosed	23.66	
Other Public Safety		CAPITAL OUTLAY TOTAL	799,030.76	Ending Balance	882,984.99	
<b>PUBLIC WORKS</b>		Public Enterprises		<b>PRIOR YEARS TAXES OUTSTANDING</b>		
Streets and Drainage	1,105,183.73	Recreation-Culture		Beginning Balance	929,357.20	
Sewers and Sewage Processing	40,001.00	Public Works	119,254.00	Collected	846,694.71	
Garbage and Trash Disposal		Buildings and Grounds	679,776.76	Cancelled, Abated or Adjusted	56,958.25	
Public Buildings and Grounds	246,100.00	Library and Education		Transfers to Tax Title Liens or Foreclosed		
Other Public Works	130,850.00	Conservation		Ending Balance	25,704.24	
<b>HEALTH and WELFARE</b>		All Other		<b>TAX TITLE LIENS OUTSTANDING</b>		
Health Services Except Environmental	149,150.00			Beginning Balance	202.72	
Welfare-Public Assistance	10,550.00	<b>CAPITAL DEBT AUTHORIZED, ENDING BALANCE</b>		Transfer From Taxee		
Hospital, Clinics, First Aid		ISSUED AND UNISSUED	GROSS DEBT	Redeemed		
Animal, Insect, & Rodent Control	3,000.00	School	1,198,000	Cancelled, Abated or Adjusted		
Other Welfare Services		Self-Liquidating		Transfers to Foreclosed Property		
<b>RECREATION and CONSERVATION</b>		Other	6,929,426	Ending Balance	202.72	
Beeches and Boardwalks		Total	8,127,426	<b>PROPERTY ACQUIRED BY DEED OR FORECLOSURE</b>		
Perks, Playgrounds, Shade Trees		<b>ISSUED AND OUTSTANDING</b>		Beginning Balance	798,800.00	
Land Reclamation & Conservation	7,967.53	School	1,198,000.00	Transfers From Taxes or Liens		
Other Recreational Services	60,600.00	Self-Liquidating		Sale for Cash		
<b>EDUCATION (excluding schools)</b>		Other	5,185,000.00	Cancelled, Abated or Adjusted		
Libraries	6,000.00	Total	6,383,000.00	Ending Balance	798,800.00	
Other Educational Services	4,600.00	<b>EQUALIZED VALUATION BASIS FOR NET DEBT COMPUTATION</b>		<b>CURRENT FINANCES ENDING BALANCE</b>		
<b>STATUTORY EXPENDITURES</b>		<b>REAL PROPERTY VALUATIONS</b>		<b>ASSETS</b>		
Pensions & F. I. C. A	420,235.00	Code	Class	# of Parcels	% VAL'N	Assessed Valuation
Employee Fringe Benefits	449,000.00	1	Vacant Land	870	8.06	131,350,960.00
Other Statutory Expenditures		2	Residential	3895	71.60	1,166,611,623.00
<b>MUNICIPAL FUNCTIONS</b>		3	Farm	151	.75	12,322,900.00
TOTAL	6,342,729.86	4a	Commercial	167	17.32	282,122,200.00
<b>CAPITAL IMPROVEMENTS</b>		4b	Industrial	16	2.27	36,908,400.00
*MEMO*	15,000.00	4c	Apartment			
<b>DEBT SERVICE</b>		Total		5099		1,629,316,083.00
Principal Payments	443,775.40	Land Area	19.60	Sq. Miles		1,635,200,766
Interest Payments	278,944.03	Net Valuation Taxable-Municipal				1,643,892,086
<b>DEFERRED CHARGES</b>		Net Valuation Taxable-County				1,804,842,487
SCHOOL, COUNTY, SPECIAL DISTRICT TAXES	173,000.00	State Equalized Valuation				90.57
SCHOOL, COUNTY, SPECIAL DISTRICT TAXES	24,281,567.16	State Equalization Ratio				
RESERVE FOR UNCOLLECTED TAXES	826,000.00	<b>LIABILITIES, RESERVES, AND SURPLUS</b>				
EXPENDITURES TOTAL	32,346,016.45	Cash Liabilities				1,611,133.35
		Reserves for Receivables				1,784,828.22
		Surplus				1,047,625.23
		Total				4,443,586.80

Population 1990 6,474  
 Population 1994 6,523  
 S & P Rating  
 Moody Rating BAA

General Tax Rate Per \$100 3.22  
 State Equalized Tax Rate 3.09

WASHINGTON BOROUGH - WARREN CO.  
 Form of Government:  
**Council-Manager Plan E (OMCL 50)**  
 Number of Members on Governing Body - 7

PER CAPITA:  
 Gross Debt 740.62  
 Net Debt 740.62  
 Debt Service 64.07  
 Total Tax Levy 1,414.20  
 Municipal Expenditures 789.72

PER CENT:  
 Gross Debt 1.64  
 Net Debt 1.64  
 Tax Levy Collected 94.67  
 Tax Levy Cancelled, Abated or Adjusted .47

EXPENDITURES-CURRENT YEAR		REVENUES REALIZED-CURRENT YEAR		PROPERTY TAXES-CURRENT YEAR	
<b>GENERAL GOVERNMENT</b>		<b>REVENUES REALIZED-CURRENT YEAR</b>		<b>STATE EQUALIZED TAX RATE</b>	
Governing Body & Public Boards		Property Taxes Collected	8,752,366.26	Local District School Taxes	.90 2,685,220.00
Municipal Clerk		Payments in Lieu of Taxes	8,549.43	Regional & Consolidated School Tax	.70 2,094,023.82
Financial Administration	35,998.00	Delinquent Tax & Lien Collections	366,261.31	School Taxes in Municipal Budget	
Assessment of Taxes	59,661.00	Business Personality Replacement Taxes	121,519.44	County Taxes	.67 * 1,993,614.45
Collection of Taxes	73,506.00	Taxes from Public Utilities	365,994.00	County Library Taxes	
Planning, Housing & Development	21,577.00	Other Miscellaneous Tax Revenues		Local Municipal Purpose Taxes	.82 2,445,552.13
Human Resources	74,192.00	State Aid Revenues	615,403.72	Veteran & Senior Citizen Taxes	46,300.00
Elections	2,555.00	Federal Aid Revenues		Total Taxes for Rate Computation	3.09 9,266,710.40
General Administration (other)	643,680.00			Special District Taxes	
<b>JUDICIARY</b>		Sale of Acquired Property		Bank Corp. Taxes	
Municipal Courts	86,952.00	Other Miscellaneous Revenues		Added and Omitted Taxes	6,413.47
<b>PUBLIC SAFETY</b>		Total	10,687,382.69	Total Taxes Levied - ABSTRACT	9,224,823.87
Fire Protection	93,467.30	Prior Years Surplus Appropriated	775,000.00	Total Taxes Billed	9,244,720.41
Police Protection	874,269.48	REVENUES TOTAL	11,462,382.69	TAXES COLLECTED	8,752,366.26
Civil Defense & Disaster Control	6,360.00	Reserve For Uncollected Taxes	556,199.94	Taxes Cancelled, Abated or Adjusted	43,518.27
Environmental Inspection & Control		CAPITAL OUTLAY TOTAL	890,294.07	Transfer to Tax Title Liens or Foreclosed	111,128.64
Other Public Safety				Ending Balance	337,707.24
<b>PUBLIC WORKS</b>		Public Enterprises		<b>PRIOR YEARS TAXES OUTSTANDING</b>	
Streets and Drainage	408,349.88	Recreation-Culture		Beginning Balance	335,697.83
Sewers and Sewage Processing	366,682.42	Public Works	389,157.77	Collected	326,996.66
Garbage and Trash Disposal	461,359.00	Buildings and Grounds	501,136.30	Cancelled, Abated or Adjusted	3,342.99
Public Buildings and Grounds	43,828.72	Library and Education		Transfers to Tax Title Liens or Foreclosed	
Other Public Works	70,000.00	Conservation		Ending Balance	5,358.19
<b>HEALTH and WELFARE</b>		All Other		TAX TITLE LIENS OUTSTANDING	
Health Services Except Environmental				Beginning Balance	417,214.17
Welfare-Public Assistance	3,859.00	<b>CAPITAL DEBT AUTHORIZED, ENDING BALANCE</b>		Transfer From Taxes	111,128.64
Hospital, Clinics, First Aid		ISSUED AND UNISSUED	GROSS DEBT	Redeemed	39,264.65
Animal, Insect, & Rodent Control	6,020.00	School		Cancelled, Abated or Adjusted	
Other Welfare Services		Self-Liquidating		Transfers to Foreclosed Property	
<b>RECREATION and CONSERVATION</b>		Other	4,831,091	Ending Balance	489,078.16
Beeches and Boerdwelks		Total	4,831,091	<b>PROPERTY ACQUIRED BY DEED OR FORECLOSURE</b>	
Perks, Playgrounds, Shade Trees	72,653.31	ISSUED AND OUTSTANDING		Beginning Balance	120,800.00
Land Reclamation & Conservation	1,578.74	School		Transfers From Taxes or Liens	
Other Recreational Services	2,200.00	Self-Liquidating		Sale for Cash	
<b>EDUCATION (excluding schools)</b>		Other		Cancelled, Abated or Adjusted	
Libraries	174,992.00	Total	3,931,091.00	Ending Balance	120,800.00
Other Educational Services		EQUALIZED VALUATION BASIS FOR NET DEBT COMPUTATION	294,228,659	<b>CURRENT FINANCES ENDING BALANCE</b>	
<b>STATUTORY EXPENDITURES</b>		<b>REAL PROPERTY VALUATIONS</b>		<b>ASSETS</b>	
Pensions & F. I. C. A.	197,534.00	Code Class # of Parcels % VAL'N	ASSESSED VALUATION	Cash	1,659,153.35
Employee Fringe Benefits	218,830.00	1 Vacant Land 101 1.24	3,504,800.00	Taxes Receivable	343,065.42
Other Statutory Expenditures	6,500.00	2 Residential 1758 70.83	199,723,900.00	Tax Title Liens	489,078.16
<b>MUNICIPAL FUNCTIONS TOTAL</b>	4,006,603.85	3 Farm 5 .02	45,400.00	Foreclosed Property	120,800.00
<b>CAPITAL IMPROVEMENTS *MEMO*</b>	18,750.00	4e Commercial 182 15.57	43,912,100.00	Emergencies & Other Deferred Charges	54,716.03
<b>DEBT SERVICE</b>		4b Industrial 15 5.81	16,373,300.00	State and Federal Aid Receivable	4,061.64
Principal Payments	216,045.00	4c Apartments 18 6.53	18,407,450.00	Other Receivables	10,210.04
Interest Payments	201,871.71	Total 2079	281,966,950.00	Total	2,681,084.64
<b>DEFERRED CHARGES</b>	170,626.36	Land Area 1.90 Sq. Miles		<b>LIABILITIES, RESERVES, AND SURPLUS</b>	
<b>SCHOOL, COUNTY, SPECIAL DISTRICT TAXES</b>	6,772,858.27	Net Valuation Taxable-Municipal	286,903,942	Cash Liabilities	1,060,971.48
<b>RESERVE FOR UNCOLLECTED TAXES</b>	556,199.94	Net Valuation Taxable-County	304,366,480	Reserves for Receivables	963,153.62
<b>EXPENDITURES TOTAL</b>	11,924,205.13	State Equalized Valuation	298,560,807	Surplus	656,959.54
		State Equalization Ratio	96.03	Total	2,681,084.64

0266

Population 1990 9,245  
 Population 1994 9,433  
 S & P Rating  
 Moody Rating AAA

General Tax Rate Per \$100. 2.48  
 State Equalized Tax Rate 2.00

WASHINGTON TOWNSHIP - BERGEN CO.  
 Form of Government:  
 Council-Manager Plan E (OMCL 50)  
 Number of Members on Governing Body - 5

PER CAPITA: PER CENT:  
 Gross Debt 856.39 Gross Debt 1.02  
 Net Debt 845.34 Net Debt 1.01  
 Debt Service 79.05 Tax Levy Collected 98.97  
 Total Tax Levy 1,704.66 Tax Levy Cancelled, Abated or Adjusted .13  
 Municipal Expenditures 761.29

EXPENDITURES-CURRENT YEAR		REVENUES REALIZED-CURRENT YEAR		PROPERTY TAXES-CURRENT YEAR	
<b>GENERAL GOVERNMENT</b>		<b>REVENUES REALIZED-CURRENT YEAR</b>		<b>PROPERTY TAXES-CURRENT YEAR</b>	
Governing Body & Public Boards	26,386.00	Property Taxes Collected	15,936,395.00	STATE EQUALIZED TAX RATE	
Municipal Clerk	60,114.00	Payments in Lieu of Taxes		Local District School Taxes	
Financial Administration	212,858.00	Delinquent Tax & Lien Collections	173,424.00	Regional & Consolidated School Tax	1.12 9,007,554.36
Assessment of Taxes		Business Personality Replacement Taxes	24,535.00	School Taxes in Municipal Budget	
Collection of Taxes		Taxes from Public Utilities	577,811.00	County Taxes	.28 * 2,262,339.84
Planning, Housing & Development	235,203.00	Other Miscellaneous Tax Revenues		County Library Taxes	
Human Resources	71,404.00	State Aid Revenues	423,609.00	Local Municipal Purpose Taxes	.59 4,758,499.00
Elections	4,380.00	Federal Aid Revenues		Veteran & Senior Citizen Taxes	60,850.00
General Administration (other)	451,233.00			Total Taxes for Rele Computation	1.99 16,089,243.20
<b>JUDICIARY</b>		Sale of Acquired Property		Special District Taxes	
Municipal Courts	45,527.00	Other Miscellaneous Revenues	721,211.00	Bank Corp. Taxes	
<b>PUBLIC SAFETY</b>		Total	17,856,985.00	Added and Omitted Taxes	51,620.00
Fire Protection	186,385.00	Prior Years Surplus Appropriated	644,531.00	Total Taxes Levied - ABSTRACT	16,080,013.20
Police Protection	1,716,473.00	REVENUES TOTAL	18,501,516.00	Total Taxes Billed	16,101,874.00
Civil Defense & Disaster Control	1,500.00	Reserve For Uncollected Taxes	445,783.00	TAXES COLLECTED	15,936,395.00
Environmental Inspection & Control	52,511.00			Taxes Cancelled, Abated or Adjusted	21,229.00
Other Public Safety		CAPITAL OUTLAY TOTAL	744,106.00	Transfer to Tax Title Liens or Foreclosed	
<b>PUBLIC WORKS</b>				Ending Balance	144,250.00
Streets and Drainage	78,953.00	Public Enterprises		<b>PRIOR YEARS TAXES OUTSTANDING</b>	
Sewers and Sewage Processing	788,994.00	Recreation-Culture	37,940.00	Beginning Balance	148,170.00
Garbage and Trash Disposal	174,000.00	Public Works	582,444.00	Collected	148,166.00
Public Buildings and Grounds	25,000.00	Buildings and Grounds	123,722.00	Cancelled, Abated or Adjusted	
Other Public Works	527,167.00	Library and Education		Transfers to Tax Title Liens or Foreclosed	
<b>HEALTH and WELFARE</b>		Conservation		Ending Balance	4.00
Health Services Except Environmental	206,948.00	All Other		TAX TITLE LIENS OUTSTANDING	
Welfare-Public Assistance	1,000.00			Beginning Balance	35,005.00
Hospital, Clinics, First Aid	1,400.00	CAPITAL DEBT AUTHORIZED, ENDING BALANCE		Transfer From Taxes	
Animal, Insect, & Rodent Control	10,000.00	ISSUED AND UNISSUED		Redeamed	27,086.00
Other Welfare Services		School	48,270	Cancelled, Abated or Adjusted	7,919.00
<b>RECREATION and CONSERVATION</b>		Self-Liquidating		Transfers to Foreclosed Property	
Beeches and Boardwalks		Other	8,030,025	Ending Balance	
Parks, Playgrounds, Shade Trees	13,100.00	Total	8,078,295	PROPERTY ACQUIRED BY DEED OR FORECLOSURE	
Land Reclamation & Conservation	54,314.00	ISSUED AND OUTSTANDING		Beginning Balance	70,950.00
Other Recreational Services	151,942.00	School	48,270.00	Transfers From Taxes or Liens	
<b>EDUCATION (excluding schools)</b>		Self-Liquidating		Sale for Cash	
Libraries	268,283.00	Other	6,353,909.00	Cancelled, Abated or Adjusted	
Other Educational Services		Total	6,402,179.00	Ending Balance	70,950.00
<b>STATUTORY EXPENDITURES</b>		EQUALIZED VALUATION BASIS FOR NET DEBT COMPUTATION	791,571,812	<b>CURRENT FINANCES ENDING BALANCE</b>	
Pensions & F. I. C. A.	256,363.00	REAL PROPERTY VALUATIONS		ASSETS	
Employee Fringe Benefits	362,341.00	Code Class # of Parcels % VAL'N	ASSESSED VALUATION	Cash	2,171,537.00
Other Statutory Expenditures		1 Vacant Land 95 .80	5,183,100.00	Taxes Receivable	144,254.00
<b>MUNICIPAL FUNCTIONS</b>		2 Residential 3208 96.71	624,977,400.00	Tax Title Liens	
CAPITAL IMPROVEMENTS	123,127.00	3 Farm 1	2,200.00	Foreclosed Property	70,950.00
DEBT SERVICE		4a Commercial 19 2.49	16,061,800.00	Emergencies & Other Deferred Charges	220,000.00
Principal Payments	583,239.00	4b Industrial		State and Federal Aid Receivable	8,953.00
Interest Payments	162,409.00	4c Apartments		Other Receivables	13,598.00
<b>DEFERRED CHARGES</b>		Total 3323	666,224,500.00	Total	2,629,292.00
SCHOOL, COUNTY, SPECIAL DISTRICT TAXES	11,269,894.20	Land Area 2.87 Sq Miles		<b>LIABILITIES, RESERVES, AND SURPLUS</b>	
RESERVE FOR UNCOLLECTED TAXES	445,783.00	Net Valuation Taxable-Municipal	647,187,647	Cash Liabilities	1,060,271.00
EXPENDITURES TOTAL	18,451,106.20	Net Valuation Taxable-County	789,212,177	Reserves for Receivables	228,802.00
		State Equalized Valuation	801,241,166	Surplus	1,340,219.00
		State Equalization Ratio	80.75	Total	2,629,292.00

0336

Population 1990 805  
 Population 1994 823  
 S & P Rating  
 Moody Rating

General Tax Rate Per \$100. 1.82  
 State Equalized Tax Rate 1.98

WASHINGTON TWP. - BURLINGTON CO.  
 Form of Government:  
**Township Committee**  
 Number of Members on Governing Body - 3

PER CAPITA:  
 Gross Debt 303.75  
 Net Debt 303.75  
 Debt Service  
 Total Tax Levy 1,013.80  
 Municipal Expenditures 479.97

PER CENT:  
 Gross Debt .64  
 Net Debt .64  
 Tax Levy Collected 89.63  
 Tax Levy Cancelled, Abated or Adjusted .18

EXPENDITURES-CURRENT YEAR		REVENUES REALIZED-CURRENT YEAR		PROPERTY TAXES-CURRENT YEAR		
<b>GENERAL GOVERNMENT</b>		<b>REVENUES REALIZED-CURRENT YEAR</b>		<b>STATE EQUALIZED TAX RATE</b>		
Governing Body & Public Boards		Property Taxes Collected	747,942.00	Local District School Taxes	1.35 568,182.50	
Municipal Clerk		Payments In Lieu of Taxes		Regional & Consolidated School Tax		
Financial Administration	11,394.00	Delinquent Tax & Lien Collections	73,901.00	School Taxes in Municipal Budget		
Assessment of Taxes	7,290.00	Business Personalty Replacement Taxes	23,295.00	County Taxes	.51 * 214,906.19	
Collection of Taxes	6,600.00	Taxes from Public Utilities	54,218.00	County Library Taxes	.03 13,992.44	
Planning, Housing & Development	2,650.00	Other Miscellaneous Tax Revenues	48,912.00	Local Municipal Purpose Taxes	.08 34,275.00	
Human Resources	4,000.00	State Aid Revenues	43,918.00	Veteran & Senior Citizen Taxes	12,200.00	
Elections		Federal Aid Revenues		Total Taxes for Rate Computation	1.97 843,556.13	
General Administration (other)	53,132.00			Special District Taxes		
<b>JUDICIARY</b>		Sale of Acquired Property		Bank Corp. Taxes		
Municipal Courts	12,000.00	Other Miscellaneous Revenues	83,734.00	Added and Omitted Taxes	3,000.00	
<b>PUBLIC SAFETY</b>		Total	1,075,920.00	Total Taxes Levied - ABSTRACT	834,356.13	
Fire Protection	28,450.00	Prior Years Surplus Appropriated	85,000.00	Total Taxes Billed	834,512.00	
Police Protection	21,000.00	REVENUES TOTAL	1,160,920.00	TAXES COLLECTED	747,942.00	
Civil Defense & Disaster Control	5,000.00	Reserve For Uncollected Taxes	102,257.00	Taxes Cancelled, Abated or Adjusted	1,464.00	
Environmental Inspection & Control	2,600.00	<b>CAPITAL OUTLAY TOTAL</b>		Transfer to Tax Title Liens or Foreclosed	7,813.00	
Other Public Safety			97,768.00	Ending Balance	77,293.00	
<b>PUBLIC WORKS</b>		Public Enterprises		<b>PRIOR YEARS TAXES OUTSTANDING</b>		
Streets and Drainage	30,595.00	Recreation-Culture		Beginning Balance	88,439.00	
Sewers and Sewage Processing		Public Works	97,768.00	Collected	67,382.00	
Garbage and Trash Disposal	77,550.00	Buildings and Grounds		Cancelled, Abated or Adjusted	3,692.00	
Public Buildings and Grounds	5,000.00	Library and Education		Transfers to Tax Title Liens or Foreclosed	2,570.00	
Other Public Works		Conservation		Ending Balance	14,795.00	
<b>HEALTH and WELFARE</b>		All Other		<b>TAX TITLE LIENS OUTSTANDING</b>		
Health Services Except Environmental	2,975.00	<b>CAPITAL DEBT AUTHORIZED, ENDING BALANCE</b>		Beginning Balance	31,112.00	
Welfare-Public Assistance	300.00	ISSUED AND UNISSUED	GROSS DEBT	NET DEBT		
Hospital, Clinics, First Aid		School				
Animal, Insect, & Rodent Control	1,589.00	Self-Liquidating				
Other Welfare Services		Other	249,990	249,990		
<b>RECREATION and CONSERVATION</b>		Total	249,990	249,990		
Beeches and Boardwalks		<b>ISSUED AND OUTSTANDING</b>		Ending Balance	35,393.00	
Parks, Playgrounds, Sheds Traee		School		<b>PROPERTY ACQUIRED BY DEED OR FORECLOSURE</b>		
Land Reclamation & Conservation	650.00	Self-Liquidating		Beginning Balance		
Other Recreational Services		Other		Transfers From Taxes or Liens		
<b>EDUCATION (excluding schools)</b>		Total		Sale for Cash		
Libraries		<b>EQUALIZED VALUATION BASIS FOR NET DEBT COMPUTATION</b>		Cancelled, Abated or Adjusted		
Other Educational Services			39,113,878	Ending Balance		
<b>STATUTORY EXPENDITURES</b>		<b>REAL PROPERTY VALUATIONS</b>		<b>CURRENT FINANCES ENDING BALANCE</b>		
Pensions & F. I. C. A.	4,550.00	Code	Class	# of Parcels	% VAL'N	ASSESSED VALUATION
Employee Fringe Benefits		1	Vacant Land	207	6.65	2,991,600.00
Other Statutory Expenditures	300.00	2	Residential	344	74.72	33,625,920.00
<b>MUNICIPAL FUNCTIONS TOTAL</b>		3	Farm	38	4.28	1,924,400.00
	277,625.00	4a	Commercial	19	9.14	4,113,400.00
<b>CAPITAL IMPROVEMENTS *MEMO*</b>		4b	Industrial	9	5.02	2,261,030.00
	13,000.00	4c	Apartments	1	.19	84,200.00
<b>DEBT SERVICE</b>		Total		618		65,000,550.00
Principal Payments		Land Area 107.32 Sq. Miles				
Interest Payments		Net Valuation Taxable-Municipal	45,737,723			
<b>DEFERRED CHARGES</b>		Net Valuation Taxable-County	41,775,817			
SCHOOL, COUNTY, SPECIAL DISTRICT TAXES	15,131.00	State Equalized Valuation	42,048,612			
RESERVE FOR UNCOLLECTED TAXES	797,081.13	State Equalization Ratio	108.93			
EXPENDITURES TOTAL	1,192,094.13					
				<b>LIABILITIES, RESERVES, AND SURPLUS</b>		
				Cash Liabilities	191,607.00	
				Reserves for Receivables	225,041.00	
				Surplus	175,372.00	
				Total	592,020.00	

\*Includes County Health Service Taxes or County Open Space Tax See Table 13.

0818

Population 1990 **41,960**  
 Population 1994 **44,280**  
 S & P Rating  
 Moody Rating **AAA**

General Tax Rate Per \$100. **2.19**  
 State Equalized Tax Rate **2.18**

**WASHINGTON TWP. - GLOUCESTER CO.**  
 Form of Government:  
**Council-Manager Plan E (OMCL 50)**  
 Number of Members on Governing Body - 5

PER CAPITA:  
 Gross Debt **874.66**  
 Net Debt **459.96**  
 Debt Service **28.35**  
 Total Tax Levy **1,113.94**  
 Municipal Expenditures **354.12**

PER CENT:  
 Gross Debt **2.02**  
 Net Debt **1.06**  
 Tax Levy Collected **96.91**  
 Tax Levy Cancelled, Abated or Adjusted **.26**

EXPENDITURES-CURRENT YEAR		REVENUES REALIZED-CURRENT YEAR		PROPERTY TAXES-CURRENT YEAR	
<b>GENERAL GOVERNMENT</b>		<b>REVENUES REALIZED-CURRENT YEAR</b>		<b>STATE EQUALIZED TAX RATE</b>	
Governing Body & Public Boards	133,864.00	Property Taxes Collected	67,927,322.78	Local District School Taxes	1.21 23,803,634.50
Municipal Clerk	189,264.00	Payments in Lieu of Taxes	14,788.10	Regional & Consolidated School Tax	
Financial Administration	118,485.00	Delinquent Tax & Lien Collections	1,894,713.66	School Taxes in Municipal Budget	
Assessment of Taxes	156,132.00	Business Personalty Replacement Taxes	106,319.84	County Taxes	.62 * 12,124,169.47
Collection of Taxes	119,429.00	Taxes from Public Utilities	2,013,578.00	County Library Taxes	
Planning, Housing & Development	106,716.00	Other Miscellaneous Tax Revenues		Local Municipal Purpose Taxes	.34 6,721,350.17
Human Resources	214,042.25	State Aid Revenues	2,472,471.51	Veteran & Senior Citizen Taxes	220,200.00
Elections		Federal Aid Revenues		Total Taxes for Rate Computation	2.17 42,869,354.14
General Administration (other)	1,321,483.78			Special District Taxes	5,999,135.75
<b>JUDICIARY</b>		Sale of Acquired Property	1,900,850.72	Bank Corp. Taxes	
Municipal Courts	148,173.46	Other Miscellaneous Revenues	56,330,044.61	Added and Omitted Taxes	677,112.12
<b>PUBLIC SAFETY</b>		Total	57,672,044.61	Total Taxes Levied - ABSTRACT	49,325,402.01
Fire Protection	4,195,731.19	Prior Years Surplus Appropriated	1,342,000.00	Total Taxes Billed	49,455,071.36
Police Protection	39,820.00	REVENUES TOTAL	57,672,044.61	TAXES COLLECTED	47,927,322.78
Civil Defense & Disaster Control	344,368.00	Reserve For Uncollected Taxes	2,004,498.61	Taxes Cancelled, Abated or Adjusted	126,833.84
Environmental Inspection & Control		CAPITAL OUTLAY TOTAL	1,118,214.74	Transfer to Tax Title Liens or Foreclosed	99,705.21
Other Public Safety		Public Enterprises		Ending Balance	1,301,209.43
<b>PUBLIC WORKS</b>		Recreation-Culture	58,477.45	<b>PRIOR YEARS TAXES OUTSTANDING</b>	
Streets and Drainage	550,693.19	Public Works	4,684.58	Beginning Balance	1,627,744.19
Sewers and Sewage Processing		Buildings and Grounds	1,055,052.71	Collected	1,569,524.30
Garbage and Trash Disposal	95,717.00	Library and Education		Cancelled, Abated or Adjusted	85.25
Public Buildings and Grounds	1,630,427.00	Conservation		Transfers to Tax Title Liens or Foreclosed	105.30
Other Public Works		All Other		Ending Balance	58,029.36
<b>HEALTH and WELFARE</b>		<b>CAPITAL DEBT AUTHORIZED, ENDING BALANCE</b>		<b>TAX TITLE LIENS OUTSTANDING</b>	
Health Services Except Environmental	95,819.00	ISSUED AND UNISSUED	GROSS DEBT	NET DEBT	
Welfare-Public Assistance		School	18,363,124		
Hospital, Clinics, First Aid		Self-Liquidating			
Animal, Insect, & Rodent Control		Other	20,366,913	20,366,913	
Other Welfare Services	27,929.00	Total	38,730,037	20,366,913	
<b>RECREATION and CONSERVATION</b>		ISSUED AND OUTSTANDING			
Beeches and Boardwalks	11,362.00	School	18,363,124.00		
Parks, Playgrounds, Shade Trees	5,000.00	Self-Liquidating			
Land Reclamation & Conservation	27,000.00	Other	14,766,470.50		
Other Recreational Services		Total	33,129,594.50		
<b>EDUCATION (excluding schools)</b>		<b>EQUALIZED VALUATION BASIS</b>		<b>CURRENT FINANCES ENDING BALANCE</b>	
Libraries	639,056.00	FOR NET DEBT COMPUTATION	1,914,324,423	<b>ASSETS</b>	
Other Educational Services	5,000.00	REAL PROPERTY VALUATIONS		Cash	2,712,014.23
<b>STATUTORY EXPENDITURES</b>		Code Class # of Parcels % VAL'N	ASSESSED VALUATION	Taxes Receivable	1,359,238.77
Pensions & F. I. C. A.	705,559.00	1 Vacant Land 987 2.65	51,361,500.00	Tax Title Liens	681,773.53
Employee Fringe Benefits	1,272,933.00	2 Residential 13344 80.82	1,567,015,500.00	Foreclosed Property	15,109,303.43
Other Statutory Expenditures	24,000.00	3 Farm 195 .42	8,202,200.00	Emergencies & Other Deferred Charges	15,912.44
<b>MUNICIPAL FUNCTIONS</b>		4e Commercial 583 14.06	272,532,040.00	State and Federal Aid Receivable	
<b>CAPITAL IMPROVEMENTS</b>		4b Industrial 12 .26	5,008,700.00	Other Receivables	215,359.07
<b>DEBT SERVICE</b>		4c Apartments 6 1.80	34,895,500.00	Total	20,093,601.49
Principal Payments	672,271.39	Total	1,939,015,440.00	<b>LIABILITIES, RESERVES, AND SURPLUS</b>	
Interest Payments	583,199.79	Land Area 21.65 Sq. Miles		Cash Liabilities	1,063,270.06
<b>DEFERRED CHARGES</b>		Net Valuation Taxable-Municipal	1,951,118,365	Reserves for Receivables	17,365,674.80
SCHOOL, COUNTY, SPECIAL DISTRICT TAXES	41,926,939.72	Net Valuation Taxable-County	1,963,656,611	Surplus	1,664,656.63
RESERVE FOR UNCOLLECTED TAXES	2,004,498.61	State Equalized Valuation	1,964,393,944	Total	20,093,601.49
EXPENDITURES TOTAL	57,607,552.32	State Equalization Ratio	99.32		

\*MEMO\*

\*Includes County Health Service Taxes or County Open Space Tax. See Table 13.

1112  
 Population 1990 5,815  
 Population 1994 6,996  
 S & P Rating AAA  
 Moody Rating AAA

General Tax Rate Per \$100. 2.02  
 State Equalized Tax Rate 1.91

WASHINGTON TOWNSHIP - MERCER CO.  
 Form of Government:  
 Township Committee  
 Number of Members on Governing Body - 5

PER CAPITA:  
 Gross Debt 2,426.15  
 Net Debt 856.49  
 Debt Service 73.04  
 Total Tax Levy 1,412.23  
 Municipal Expenditures 661.65  
 PER CENT:  
 Gross Debt 3.13  
 Net Debt 1.11  
 Tax Levy Collected 96.28  
 Tax Levy Cancelled, Abated or Adjusted 1.20

EXPENDITURES-CURRENT YEAR		REVENUES REALIZED-CURRENT YEAR		PROPERTY TAXES-CURRENT YEAR	
<b>GENERAL GOVERNMENT</b>		<b>REVENUES REALIZED-CURRENT YEAR</b>		<b>STATE EQUALIZED TAX RATE</b>	
Governing Body & Public Boards		Property Taxes Collected	9,843,603.02	Local District School Taxes	1.03 4,999,025.00
Municipal Clerk		Payments In Lieu of Taxes		Regional & Consolidated School Tax	
Financial Administration	113,960.00	Delinquent Tax & Lien Collections	226,507.71	School Taxes in Municipal Budget	
Assessment of Taxes	50,060.00	Business Personality Replacement Taxes	63,682.36	County Taxes	.57 * 2,772,644.04
Collection of Taxes	45,445.00	Taxes from Public Utilities	1,345,875.00	County Library Taxes	.06 297,062.28
Planning, Housing & Development	158,205.00	Other Miscellaneous Tax Revenues		Local Municipal Purpose Taxes	.25 1,225,159.86
Human Resources	84,846.73	State Aid Revenues	267,379.29	Veteran & Senior Citizen Taxes	34,450.00
Elections	3,000.00	Federal Aid Revenues		Total Taxes for Rate Computation	1.91 9,328,341.18
General Administration (other)	736,100.00			Special District Taxes	
<b>JUDICIARY</b>		Sale of Acquired Property		Bank Corp. Taxes	
Municipal Courts	173,154.00	Other Miscellaneous Revenues	812,638.99	Added and Omitted Taxes	596,036.32
<b>PUBLIC SAFETY</b>		Total	12,559,686.37	Total Taxes Levied - ABSTRACT	9,879,927.50
Fire Protection	3,280.00	Prior Years Surplus Appropriated	677,000.00	Total Taxes Billed	10,224,146.90
Police Protection	1,121,135.52	REVENUES TOTAL	13,236,686.37	TAXES COLLECTED	9,843,603.02
Civil Defense & Disaster Control	1,300.00	Reserve For Uncollected Taxes	489,566.22	Taxes Cancelled, Abated or Adjusted	122,492.88
Environmental Inspection & Control	83,120.00	CAPITAL OUTLAY TOTAL	568,285.10	Transfer to Tax Title Liens or Foreclosed	6,510.00
Other Public Safety		Public Enterprises		Ending Balance	291,541.00
<b>PUBLIC WORKS</b>		Recreation-Culture	6,356.80	<b>PRIOR YEARS TAXES OUTSTANDING</b>	
Streets and Drainage	278,687.81	Public Works	377,999.96	Beginning Balance	259,243.91
Sewers and Sewage Processing	18,100.00	Buildings and Grounds	183,928.34	Collected	226,507.71
Garbage and Trash Disposal	312,000.00	Library and Education		Cancelled, Abated or Adjusted	32,736.20
Public Buildings and Grounds	86,140.00	Conservation		Transfers to Tax Title Liens or Foreclosed	
Other Public Works		All Other		Ending Balance	
<b>HEALTH and WELFARE</b>		<b>CAPITAL DEBT AUTHORIZED, ENDING BALANCE</b>		<b>TAX TITLE LIENS OUTSTANDING</b>	
Health Services Except Environmental	78,760.00	ISSUED AND UNISSUED		Beginning Balance	22,861.30
Welfare-Public Assistance	8,725.00	School	10,967,350	Transfer From Taxes	6,510.00
Hospital, Clinics, First Aid		Self-Liquidating	5,992,000	Redeemed	
Animal, Insect, & Rodent Control	4,000.00	Other	5,992,000	Cancelled, Abated or Adjusted	
Other Welfare Services		Total	16,959,350	Transfers to Foreclosed Property	
<b>RECREATION and CONSERVATION</b>		<b>ISSUED AND OUTSTANDING</b>		Ending Balance	29,371.30
Besches and Boardwalks		School	10,966,750.00	<b>PROPERTY ACQUIRED BY DEED OR FORECLOSURE</b>	
Parks, Playgrounds, Shade Trees	10,000.00	Self-Liquidating	5,317,878.61	Beginning Balance	5,450.00
Land Reclamation & Conservation	5,818.72	Other	16,284,628.61	Transfers From Taxes or Liens	
Other Recreational Services	40,650.00	Total		Sale for Cash	
<b>EDUCATION (excluding schools)</b>		<b>EQUALIZED VALUATION BASIS FOR NET DEBT COMPUTATION</b>		Cancelled, Abated or Adjusted	
Libraries	3,000.00	542,180,208		Ending Balance	5,450.00
Other Educational Services	1,000.00	<b>REAL PROPERTY VALUATIONS</b>		<b>CURRENT FINANCES ENDING BALANCE</b>	
<b>STATUTORY EXPENDITURES</b>		Code Class # of Parcels % VAL'N ASSESSED VALUATION		ASSETS	
Pensions & F. I. C. A.	153,846.00	1 Vacant Land 538 6.48 29,670,540.00		Cash	4,190,387.07
Employee Fringe Benefits		2 Residential 2515 72.32 331,134,000.00		Taxes Receivable	291,541.00
Other Statutory Expenditures		3 Farm 383 4.10 18,772,443.00		Tax Title Liens	29,371.30
<b>MUNICIPAL FUNCTIONS</b>		4a Commercial 121 13.95 63,894,800.00		Foreclosed Property	5,450.00
CAPITAL IMPROVEMENTS	5,000.00	4b Industrial 7 2.27 10,405,100.00		Emergencies & Other Deferred Charges	156,000.00
DEBT SERVICE		4c Apartments 1 .87 4,000,000.00		State and Federal Aid Receivable	
Principal Payments	260,000.00	Total 3565 457,876,883.00		Other Receivables	6,032.69
Interest Payments	250,998.76	Land Area 20.70 Sq. Miles		Total	4,678,782.06
<b>DEFERRED CHARGES</b>		Net Valuetion Taxable-Municipal		<b>LIABILITIES, RESERVES, AND SURPLUS</b>	
SCHOOL, COUNTY, SPECIAL DISTRICT TAXES	8,068,731.32	460,862,408		Cash Liabilities	3,656,580.29
RESERVE FOR UNCOLLECTED TAXES	489,566.22	Net Valuetion Taxable-County		Reserves for Receivables	332,394.99
EXPENDITURES TOTAL	12,697,630.08	486,692,353		Surplus	689,806.78
		State Equalization Ratio 94.66		Total	4,678,782.06

\*Includes County Health Service Taxes or County Open Space Tax. See Table 13.

1438

Population 1990 15,592  
 Population 1994 16,536  
 S & P Rating AAA  
 Moody Rating

General Tax Rate Per \$100. 4.43  
 State Equalized Tax Rate 2.13

WASHINGTON TOWNSHIP - MORRIS CO.  
 Form of Government:  
 Mayor Council Plan E (OMCL 50)  
 Number of Members on Governing Body - 5

PER CAPITA: Gross Debt 1,378.84  
 Net Debt 768.57  
 Debt Service 31.14  
 Total Tax Levy 1,639.59  
 Municipal Expenditures 580.10  
 PER CENT: Gross Debt 1.89  
 Net Debt 1.05  
 Tax Levy Collected 97.97  
 Tax Levy Cancelled, Abated or Adjusted .10

EXPENDITURES-CURRENT YEAR		REVENUES REALIZED-CURRENT YEAR		PROPERTY TAXES-CURRENT YEAR			
<b>GENERAL GOVERNMENT</b>		<b>REVENUES REALIZED-CURRENT YEAR</b>		<b>PROPERTY TAXES-CURRENT YEAR</b>			
Governing Body & Public Boards		Property Taxes Collected	26,584,840.53	STATE EQUALIZED TAX RATE			
Municipal Clerk		Payments In Lieu of Taxes		Local District School Taxes	1.00		
Financial Administration	131,585.00	Delinquent Tax & Lien Collections	646,891.14	Regional & Consolidated School Tax	.46		
Assessment of Taxes	100,203.00	Business Personalty Replacement Taxes	107,998.32	School Taxes in Municipal Budget			
Collection of Taxes	69,342.00	Taxes from Public Utilities	1,021,736.00	County Taxes	.31 *		
Planning, Housing & Development	99,741.00	Other Miscellaneous Tax Revenues		County Library Taxes			
Human Resources	181,381.00	State Aid Revenues	935,081.86	Local Municipal Purpose Taxes	.37		
Elections	5,150.00	Federal Aid Revenues		Veteran & Senior Citizen Taxes			
General Administration (other)	872,267.00			Total Taxes for Rate Computation	2.14		
<b>JUDICIARY</b>				Special District Taxes			
Municipal Courts	100,698.00	Sale of Acquired Property	1,166,588.14	Bank Corp. Taxes			
<b>PUBLIC SAFETY</b>		Other Miscellaneous Revenues	30,463,135.99	Added and Omitted Taxes	246,040.41		
Fire Protection	130,568.10	Total	30,463,135.99	Total Taxes Levied - ABSTRACT	27,112,302.16		
Police Protection	2,125,161.00	Prior Years Surplus Appropriated	1,935,000.00	Total Taxes Billed	27,134,672.51		
Civil Defense & Disaster Control	825.00	REVENUES TOTAL	32,398,135.99	TAXES COLLECTED	26,584,840.53		
Environmental Inspection & Control		Reserve For Uncollected Taxes	1,208,140.00	Taxes Cancelled, Abated or Adjusted	27,736.32		
Other Public Safety	276,907.00	CAPITAL OUTLAY TOTAL	651,043.03	Transfer to Tax Title Liens or Foreclosed	58,785.60		
<b>PUBLIC WORKS</b>				Ending Balance	463,310.06		
Streets and Drainage	1,792,808.87	Public Enterprises		<b>PRIOR YEARS TAXES OUTSTANDING</b>			
Sewers and Sewage Processing	69,299.00	Recreation-Culture		Beginning Balance	677,518.19		
Garbage and Trash Disposal		Public Works		Collected	557,040.76		
Public Buildings and Grounds	206,118.00	Buildings and Grounds	651,043.03	Cancelled, Abated or Adjusted	14,391.47		
Other Public Works		Library and Education		Transfers to Tax Title Liens or Foreclosed	92.30		
<b>HEALTH and WELFARE</b>		Conservation		Ending Balance	105,993.66		
Health Services Except Environmental	204,157.00	All Other		<b>TAX TITLE LIENS OUTSTANDING</b>			
Wellness-Public Assistance	3,901.00	<b>CAPITAL DEBT AUTHORIZED, ENDING BALANCE</b>		Beginning Balance	358,156.69		
Hospital, Clinics, First Aid		ISSUED AND UNISSUED	GROSS DEBT	NET DEBT			
Animal, Insect, & Rodent Control		School	10,091,553	Transfer From Taxes	58,897.89		
Other Wellness Services		Self-Liquidating		Redeemed	89,850.38		
<b>RECREATION and CONSERVATION</b>		Other	12,709,000	Cancelled, Abated or Adjusted			
Beeches and Boardwalks		Total	22,800,553	Transfers to Foreclosed Property			
Perks, Playgrounds, Shade Trees	2,125.00	<b>ISSUED AND OUTSTANDING</b>		Ending Balance	327,204.20		
Land Reclamation & Conservation	3,050.00	School	10,091,553.36	<b>PROPERTY ACQUIRED BY DEED OR FORECLOSURE</b>			
Other Recreational Services	113,567.00	Self-Liquidating		Beginning Balance	514,100.00		
<b>EDUCATION (excluding schools)</b>		Other	12,709,000.00	Transfers From Taxes or Liens			
Libraries	399,574.00	Total	22,800,553.36	Sale for Cash			
Other Educational Services	250.00	<b>EQUALIZED VALUATION BASIS</b>		Cancelled, Abated or Adjusted			
<b>STATUTORY EXPENDITURES</b>		<b>FOR NET DEBT COMPUTATION</b>		Ending Balance	514,100.00		
Pensions & F. I. C. A.	498,270.00	<b>REAL PROPERTY VALUATIONS</b>		<b>CURRENT FINANCES ENDING BALANCE</b>			
Employee Fringe Benefits	437,562.00	Code	Class	# of Parcels	% VAL'N	ASSETS	
Other Statutory Expenditures		1	Residential	679	3.22	Cash	4,573,604.67
<b>MUNICIPAL FUNCTIONS</b>		2	Commercial	147	3.18	Taxes Receivable	569,303.72
CAPITAL IMPROVEMENTS	7,824,509.97	3	Industrial	24	2.52	Tax Title Liens	327,204.20
DEBT SERVICE	363,000.00	4c	Apartments	4	1.43	Foreclosed Property	514,100.00
Principal Payments	475,000.00	Total		6221		Emergencies & Other Deferred Charges	
Interest Payments	39,933.17	Land Area 45.12 Sq. Miles		ASSESSED VALUATION		State and Federal Aid Receivable	
<b>DEFERRED CHARGES</b>				1	19,422,100.00	Other Receivables	48,445.76
SCHOOL, COUNTY, SPECIAL DISTRICT TAXES	45,000.00			2	516,455,450.00	Total	6,032,658.15
RESERVE FOR UNCOLLECTED TAXES	22,205,903.78			3	26,036,400.00	<b>LIABILITIES, RESERVES, AND SURPLUS</b>	
EXPENDITURES	31,798,486.92			4a	19,147,550.00	Cash Liabilities	1,308,086.01
				4b	15,181,600.00	Reserves for Receivables	1,459,053.68
				4c	8,613,700.00	Surplus	3,265,518.46
				Total	602,856,800.00	Total	6,032,658.15
				Net Valuation Taxable-Municipal			
				605,599,822			
				Net Valuation Taxable-County			
				1,228,477,257			
				State Equalized Valuation			
				1,256,344,186			
				State Equalization Ratio			
				48.09			

\*Includes County Health Service Taxes or County Open Space Tax. See Table 13.

2122

Population 1990 5,367  
 Population 1994 5,853  
 S & P Rating  
 Moody Rating

General Tax Rate Per \$100 2.47  
 State Equalized Tax Rate 2.44

WASHINGTON TOWNSHIP - WARREN CO.  
 Form of Government:  
 Township Committee  
 Number of Members on Governing Body - 5

PER CAPITA:  
 Gross Debt 559.61  
 Net Debt  
 Debt Service 6.99  
 Total Tax Levy 1,598.45  
 Municipal Expenditures 492.57  
 PER CENT:  
 Gross Debt .91  
 Net Debt  
 Tax Levy Collected 94.78  
 Tax Levy Cancelled, Abated or Adjusted .20

EXPENDITURES-CURRENT YEAR		REVENUES REALIZED-CURRENT YEAR		PROPERTY TAXES-CURRENT YEAR	
<b>GENERAL GOVERNMENT</b>		<b>REVENUES REALIZED-CURRENT YEAR</b>		<b>PROPERTY TAXES-CURRENT YEAR</b>	
Governing Body & Public Boards		Property Taxes Collected	8,902,269.96	STATE EQUALIZED TAX RATE	
Municipal Clerk		Payments In Lieu of Taxes	765.98	Local District School Taxes	.84 3,169,439.00
Financial Administration	71,245.00	Delinquent Tax & Lien Collections	590,822.48	Regional & Consolidated School Tax	.65 2,444,020.33
Assessment of Taxes	40,819.00	Business Personalty Replacement Taxes	63,024.32	School Taxes in Municipal Budget	
Collection of Taxes	42,085.00	Taxes from Public Utilities	389,150.00	County Taxes	-.64 * 2,411,216.98
Planning, Housing & Development	46,176.00	Other Miscellaneous Tax Revenue		County Library Taxes	-.06 219,287.32
Human Resources	111,271.66	State Aid Revenues	305,465.94	Local Municipal Purpose Taxes	-.24 913,314.45
Elections		Federal Aid Revenues		Veteran & Senior Citizen Taxes	
General Administration (other)	301,004.00			Total Taxes for Rate Computation	2.43 9,200,678.08
<b>JUDICIARY</b>		Sale of Acquired Property		Special District Taxes	
Municipal Courts	34,892.00	Other Miscellaneous Revenues		Bank Corp. Taxes	
<b>PUBLIC SAFETY</b>				Added and Omitted Taxes	198,435.33
Fire Protection	87,557.00	Total	10,527,041.93	Total Taxes Levied - ABSTRACT	9,355,713.41
Police Protection	617,590.00	Prior Years Surplus Appropriated	766,841.00	Total Taxes Billed	9,392,571.07
Civil Defense & Disaster Control	7,683.00	<b>REVENUES TOTAL</b>	<b>11,293,882.93</b>	<b>TAXES COLLECTED</b>	<b>8,902,269.96</b>
Environmental Inspection & Control		Reserve For Uncollected Taxes	558,881.45	Taxes Cancelled, Abated or Adjusted	18,719.25
Other Public Safety		<b>CAPITAL OUTLAY TOTAL</b>	<b>94,144.78</b>	Transfer to Tax Title Liens or Foreclosed	30,292.33
<b>PUBLIC WORKS</b>				Ending Balance	441,284.53
Streets and Drainage	398,421.95	Public Enterprises		<b>PRIOR YEARS TAXES OUTSTANDING</b>	
Sewers and Sewage Processing	3,024.00	Recreation-Culture		Beginning Balance	527,189.20
Garbage and Trash Disposal		Public Works	41,082.60	Collected	525,519.72
Public Buildings and Grounds	61,117.00	Buildings and Grounds	53,062.18	Cancelled, Abated or Adjusted	654.69
Other Public Works	1.00	Library and Education		Transfers to Tax Title Liens or Foreclosed	
<b>HEALTH and WELFARE</b>		Conservation		Ending Balance	1,014.79
Health Services Except Environmental	1,000.00	All Other		<b>TAX TITLE LIENS OUTSTANDING</b>	
Welfare-Public Assistance	2,463.00			Beginning Balance	223,324.73
Hospital, Clinics, First Aid	2,000.00	<b>CAPITAL DEBT AUTHORIZED, ENDING BALANCE</b>		Transfer From Taxes	30,297.33
Animal, Insect, & Rodent Control	7,055.00	<b>ISSUED AND UNISSUED</b>		Redeemed	65,302.76
Other Welfare Services		School	2,379,000	Cancelled, Abated or Adjusted	110.41
<b>RECREATION and CONSERVATION</b>		Self-Liquidating		Transfers to Foreclosed Property	
Beeches and Boardwalks		Other	896,411	Ending Balance	188,208.89
Parks, Playgrounds, Shade Trees		Total	3,275,411	<b>PROPERTY ACQUIRED BY DEED OR FORECLOSURE</b>	
Land Reclamation & Conservation	750.00	<b>ISSUED AND OUTSTANDING</b>		Beginning Balance	7,375.00
Other Recreational Services	16,835.00	School	2,379,000.00	Transfers From Taxes or Liens	
<b>EDUCATION (excluding schools)</b>		Self-Liquidating		Sale for Cash	
Libraries		Other	260,000.00	Cancelled, Abated or Adjusted	
Other Educational Services	3,800.00	Total	2,639,000.00	Ending Balance	7,375.00
<b>STATUTORY EXPENDITURES</b>		<b>EQUALIZED VALUATION BASIS FOR NET DEBT COMPUTATION</b>	<b>360,475,871</b>	<b>CURRENT FINANCES ENDING BALANCE</b>	
Pensions & F. I. C. A.	152,686.00	<b>REAL PROPERTY VALUATIONS</b>		<b>ASSETS</b>	
Employee Fringe Benefits	175,000.00	Code Class # of Parcels % VAL'N	ASSESSED VALUATION	Cash	3,240,210.00
Other Statutory Expenditures	3,200.00	1 Vacant Land 456 5.29	19,543,000.00	Taxes Receivable	442,299.00
<b>MUNICIPAL FUNCTIONS TOTAL</b>	<b>2,187,675.61</b>	2 Residential 1820 78.00	288,190,197.00	Tax Title Liens	188,209.00
<b>CAPITAL IMPROVEMENTS *MEMO*</b>	<b>15,000.00</b>	3 Farm 261 3.81	14,071,990.00	Foreclosed Property	7,375.00
<b>DEBT SERVICE</b>		4e Commercial 86 11.39	42,071,800.00	Emergencies & Other Deferred Charges	8,423.00
Principal Payments	32,500.00	4b Industrial 7 1.01	3,724,500.00	State and Federal Aid Receivable	
Interest Payments	8,400.60	4c Apartments 3 .50	1,865,184.00	Other Receivables	128,983.00
<b>DEFERRED CHARGES</b>	<b>95,544.00</b>	Total 2633	369,466,671.00	Total	4,015,499.00
SCHOOL, COUNTY, SPECIAL DISTRICT TAXES	8,243,963.63	Land Area 18.15 Sq. Miles		<b>LIABILITIES, RESERVES, AND SURPLUS</b>	
RESERVE FOR UNCOLLECTED TAXES	558,881.45	Net Valuation Taxable-Municipal	372,232,213	Cash Liabilities	1,562,896.00
<b>EXPENDITURES TOTAL</b>	<b>11,126,965.29</b>	Net Valuation Taxable-County	369,125,292	Reserves for Receivables	766,866.00
		State Equalized Valuation	377,326,238	Surplus	1,685,737.00
		State Equalization Ratio	98.64	Total	4,015,499.00

1821

Population 1990 **5,110**  
 Population 1994 **5,235**  
 S & P Rating  
 Moody Rating **AA**

General Tax Rate Per \$100. **1.71**  
 State Equalized Tax Rate **1.65**

**WATCHUNG BOROUGH - SOMERSET CO.**

Form of Government:

**Borough Council**

Number of Members on Governing Body - **6**

PER CAPITA:

Gross Debt **2,189.20**  
 Net Debt **2,189.20**  
 Debt Service **100.46**  
 Total Tax Levy **2,697.75**  
 Municipal Expenditures **1,107.36**

PER CENT:

Gross Debt **1.32**  
 Net Debt **1.32**  
 Tax Levy Collected **98.57**  
 Tax Levy Cancelled, Abated or Adjusted **.18**

EXPENDITURES-CURRENT YEAR		REVENUES REALIZED-CURRENT YEAR		PROPERTY TAXES-CURRENT YEAR		
<b>GENERAL GOVERNMENT</b>		<b>REVENUES REALIZED-CURRENT YEAR</b>		<b>STATE EQUALIZED TAX RATE</b>		
Governing Body & Public Boards	10,950.00	Property Taxes Collected	13,941,798.34	Local District School Taxes	.52 4,434,846.00	
Municipal Clerk	94,821.00	Payments in Lieu of Taxes		Regional & Consolidated School Tax	.33 2,802,560.69	
Financial Administration	156,275.23	Delinquent Tax & Lien Collections	325,212.43	School Taxes in Municipal Budget		
Assessment of Taxes	40,573.10	Business Personalty Replacement Taxes	229,597.08	County Taxes	.40 * 3,375,998.26	
Collection of Taxes	52,613.87	Taxes from Public Utilities	563,937.00	County Library Taxes	.03 279,900.95	
Planning, Housing & Development	52,772.03	Other Miscellaneous Tax Revenues		Local Municipal Purpose Taxes	.37 3,107,838.04	
Human Resources	158,785.42	State Aid Revenues	306,081.87	Veteran & Senior Citizen Taxes	22,900.00	
Elections	2,500.00	Federal Aid Revenues		Total Taxes for Rate Computation	1.65 14,024,043.94	
General Administration (other)	723,813.46			Special District Taxes		
<b>JUDICIARY</b>		Sale of Acquired Property		Bank Corp. Taxes		
Municipal Courts	146,870.86	Other Miscellaneous Revenues	1,249,092.67	Added and Omitted Taxes	121,568.68	
<b>PUBLIC SAFETY</b>		Total	16,615,719.39	Total Taxes Levied - ABSTRACT	14,122,712.62	
Fire Protection	254,084.54	Prior Years Surplus Appropriated	731,312.00	Total Taxes Billed	14,144,182.29	
Police Protection	1,528,629.90	<b>REVENUES TOTAL</b>	<b>17,347,031.39</b>	<b>TAXES COLLECTED</b>	<b>13,941,798.34</b>	
Civil Defense & Disaster Control	500.00	Reserve For Uncollected Taxes	471,138.64	Taxes Cancelled, Abated or Adjusted	24,847.81	
Environmental Inspection & Control	97,105.22	<b>CAPITAL OUTLAY TOTAL</b>		Transfer to Tax Title Liens or Foreclosed		
Other Public Safety		<b>1,023,548.71</b>		Ending Balance	177,536.16	
<b>PUBLIC WORKS</b>		Public Enterprises		<b>PRIOR YEARS TAXES OUTSTANDING</b>		
Streets and Drainage	374,387.14	Recreation-Culture	65,324.04	Beginning Balance	425,466.85	
Sewers and Sewage Processing	172,725.09	Public Works	838,879.37	Collected	315,034.87	
Garbage and Trash Disposal		Buildings and Grounds	119,345.30	Cancelled, Abated or Adjusted	60,607.10	
Public Buildings and Grounds	218,048.26	Library and Education		Transfers to Tax Title Liens or Foreclosed		
Other Public Works	28,945.00	Conservation		Ending Balance	49,824.88	
<b>HEALTH and WELFARE</b>		All Other		<b>TAX TITLE LIENS OUTSTANDING</b>		
Health Services Except Environmental	49,396.57	<b>CAPITAL DEBT AUTHORIZED, ENDING BALANCE</b>		Beginning Balance	10,177.56	
Welfare-Public Assistance	3,730.95	ISSUED AND UNISSUED	GROSS DEBT	Transfer From Taxes		
Hospital, Clinics, First Aid		School		Redeemed	10,177.56	
Animal, Insect, & Rodent Control	1,850.00	Self-Liquidating		Cancelled, Abated or Adjusted		
Other Welfare Services		Other	11,460,446	Transfers to Foreclosed Property		
<b>RECREATION and CONSERVATION</b>		Total	11,460,446	Ending Balance		
Beeches and Boardwalks		<b>ISSUED AND OUTSTANDING</b>		<b>PROPERTY ACQUIRED BY DEED OR FORECLOSURE</b>		
Perks, Playgrounds, Shede Trees		School		Beginning Balance		
Land Reclamation & Conservation	25,025.00	Self-Liquidating		Transfers From Taxes or Liens		
Other Recreational Services	37,120.23	Other	4,992,712.29	Sale for Cash		
<b>EDUCATION (excluding schools)</b>		Total	4,992,712.29	Cancelled, Abated or Adjusted		
Libraries	2,905.00	<b>EQUALIZED VALUATION BASIS FOR NET DEBT COMPUTATION</b>		Ending Balance		
Other Educational Services	1,945.00	<b>865,507,544</b>		<b>CURRENT FINANCES ENDING BALANCE</b>		
<b>STATUTORY EXPENDITURES</b>		<b>REAL PROPERTY VALUATIONS</b>		<b>ASSETS</b>		
Pensions & F. I. C. A.	181,566.05	Code	Class	# of Parcels	% VAL'N	ASSESSED VALUATION
Employee Fringe Benefits	345,629.23	1	Vacant Land	145	4.07	33,044,300.00
Other Statutory Expenditures		2	Residential	1810	79.86	648,983,800.00
<b>MUNICIPAL FUNCTIONS</b>		3	Fern	2	.06	474,700.00
CAPITAL IMPROVEMENTS	* MEMO*	4e	Commercial	118	13.65	110,941,900.00
DEBT SERVICE		4b	Industrial	33	2.36	19,195,400.00
Principal Payments	444,597.99	4c	Apartments			
Interest Payments	81,299.10	Total		2108		812,640,100.00
<b>DEFERRED CHARGES</b>		Land Area	6.00	Sq. Miles		
SCHOOL, COUNTY, SPECIAL DISTRICT TAXES	36,413.68	Net Valuation Taxable-Municipal				815,250,791
SCHOOL, COUNTY, SPECIAL DISTRICT TAXES	10,893,305.90	Net Valuation Taxable-County				829,433,285
RESERVE FOR UNCOLLECTED TAXES	471,138.64	State Equalized Valuation				847,087,569
EXPENDITURES	TOTAL	State Equalization Ratio				96.23
	16,690,321.46					

\*Includes County Health Service Taxes or County Open Space Tax. See Table 13.

0435

Population 1990 10,940  
 Population 1994 10,916  
 S & P Reting  
 Moody Rating AAA

General Tax Rate Per \$100. 6.87  
 State Equalized Tax Rate 3.00

**WATERFORD TOWNSHIP - CAMDEN CO.**

Form of Government:  
**Township Committee**

Number of Members on Governing Body - 5

PER CAPITA:  
 Gross Debt 569.78  
 Nat Debt 243.43  
 Debt Service 31.33  
 Total Tax Levy 1,074.82  
 Municipal Expendituras 487.23

PER CENT:  
 Gross Debt 1.63  
 Net Debt .69  
 Tax Levy Collected 93.49  
 Tax Levy Cancelled, Abated or Adjusted .34

EXPENDITURES-CURRENT YEAR		REVENUES REALIZED-CURRENT YEAR		PROPERTY TAXES-CURRENT YEAR		
<b>GENERAL GOVERNMENT</b>		<b>REVENUES REALIZED-CURRENT YEAR</b>		<b>PROPERTY TAXES-CURRENT YEAR</b>		
Governing Body & Public Boards		Property Taxes Collected	11,207,000.42	STATE EQUALIZED TAX RATE		
Municipal Clerk		Payments in Lieu of Taxes		Local District School Taxes	.96 3,720,691.00	
Financial Administration	66,800.00	Delinquent Tax & Lien Collections	512,324.62	Regional & Consolidated School Tax	.63 2,443,295.54	
Assessment of Taxes	54,200.00	Business Personality Replacement Taxes	28,736.24	School Taxes in Municipal Budget		
Collection of Taxes	65,000.00	Taxes from Public Utilities	801,917.00	County Taxes	.85 * 3,303,291.30	
Planning, Housing & Development	62,750.00	Other Miscellaneous Tax Revenues		County Library Taxes		
Human Resources	151,511.62	State Aid Revenues	750,055.93	Local Municipal Purpose Taxes	.57 2,204,216.00	
Elections	7,950.00	Federal Aid Revenues		Veteran & Senior Citizen Taxes	94,400.00	
General Administration (other)	612,324.00			Total Taxes for Rate Computation	3.01 11,765,893.84	
<b>JUDICIARY</b>		Sala of Acquired Property		Special District Taxes		
Municipal Courts	66,880.59	Other Miscellaneous Revenues	763,911.16	Bank Corp. Taxes		
<b>PUBLIC SAFETY</b>		Other Miscellaneous Revenues		Added and Omitted Taxes	61,263.77	
Fire Protection	102,973.50		14,063,945.37	Total Taxes Laviad - ABSTRACT	11,732,757.61	
Police Protection	1,001,532.90	Prior Years Surplus Appropriated	633,484.00	Total Taxes Billed	11,736,732.88	
Civil Defense & Disaster Control	2,500.00	REVENUES TOTAL	14,697,429.37	TAXES COLLECTED	11,207,000.42	
Environmental Inspection & Control	148,400.00	Reserva For Uncollected Taxes	601,177.13	Taxes Cancelled, Abated or Adjusted	40,039.48	
Other Public Salary		<b>CAPITAL OUTLAY TOTAL</b>		Transfer to Tax Title Liens or Foreclosed	10,860.10	
<b>PUBLIC WORKS</b>		Public Enterprises		Ending Balance	478,832.88	
Streets and Drainage	296,260.87	Recreation-Culture	885.00	<b>PRIOR YEARS TAXES OUTSTANDING</b>		
Sewers and Sawaga Processing	556,300.00	Public Works	224,672.97	Beginning Balance	513,067.47	
Garbage and Trash Disposal	160,200.00	Buildings and Grounds	920,397.15	Collected	499,966.27	
Public Buildings and Grounds	151,381.00	Library and Education		Cancelled, Abated or Adjusted	4,549.60	
Other Public Works	28,000.00	Conservation		Transfers to Tax Title Liens or Foreclosed	5,867.06	
<b>HEALTH and WELFARE</b>		All Other		Ending Balance	2,684.54	
Health Services Except Environmental	1,500.00	<b>CAPITAL DEBT AUTHORIZED, ENDING BALANCE</b>				
Welfare-Public Assistance	23,500.00	ISSUED AND UNISSUED	GROSS DEBT	NET DEBT		
Hospital, Clinics, First Aid		School	3,562,347			
Animal, Insect, & Rodant Control	10,500.00	Self-Liquidating				
Other Welfare Services		Other	2,657,332	2,657,257		
<b>RECREATION and CONSERVATION</b>		Total	6,219,680	2,657,257		
Beaches and Boardwalks		<b>ISSUED AND OUTSTANDING</b>				
Parks, Playgrounds, Shade Trees	50,500.00	School		3,562,347.82		
Land Reclamation & Conservation	1,980.00	Self-Liquidating				
Other Recreational Services	17,000.00	Other		2,234,829.58		
<b>EDUCATION (excluding schools)</b>		Total		5,797,177.40		
Libraries	139,780.00	<b>EQUALIZED VALUATION BASIS FOR NET DEBT COMPUTATION</b>				
Other Educational Services		<b>REAL PROPERTY VALUATIONS</b>				
<b>STATUTORY EXPENDITURES</b>		Code	Class	# of Parcels	% VAL'N	ASSESSED VALUATION
Pensions & F. I. C. A.	232,763.00	1	Vacant Land	534	3.55	5,985,200.00
Employaa Fringe Benefits	336,000.00	2	Residential	3153	84.65	142,820,110.00
Other Statutory Expenditures	11,000.00	3	Ferm	237	2.23	3,762,160.00
<b>MUNICIPAL FUNCTIONS</b>		4a	Commercial	123	8.74	14,748,750.00
<b>CAPITAL IMPROVEMENTS</b>		4b	Industrial	5	.30	514,000.00
<b>DEBT SERVICE</b>		4c	Apartmenta	3	.53	891,500.00
Principal Payments	276,354.08	Total	4055			168,721,720.00
Interest Payments	65,649.73	Land Area		36.11	Sq. Miles	
<b>DEFERRED CHARGES</b>		Net Valuation Taxable-Municipal		170,022,821		
SCHOOL, COUNTY, SPECIAL DISTRICT TAXES	9,467,277.84	Net Valuation Taxable-County		387,318,338		
RESERVE FOR UNCOLLECTED TAXES	601,177.13	State Equalized Valuation		387,568,775		
EXPENDITURES TOTAL	14,785,927.57	State Equalization Ratio		43.68		
		Total		3,677,171.60		
		Total		2,248,896.00		
		Total		700,882.48		
		Total		727,393.12		
		Total		3,677,171.60		

\*Includes County Health Service Taxes or County Open Space Tax. See Tabla 13.

1614

Population 1990 47,025  
 Population 1994 50,173  
 S & P Rating AA  
 Moody Rating AA1

General Tax Rate Per \$100. 2.28  
 State Equalized Tax Rate 2.22

WAYNE TOWNSHIP - PASSAIC COUNTY  
 Form of Government:  
 Mayor-Council Plan F (OMCL 50)  
 Number of Members on Governing Body - 9

PER CAPITA: Gross Debt 1,553.87  
 Net Debt 830.74  
 Debt Service 109.78  
 Total Tax Levy 2,204.34  
 Municipal Expenditures 874.26  
 PER CENT: Gross Debt 1.59  
 Net Debt .85  
 Tax Levy Collected 98.50  
 Tax Levy Cancelled, Abated or Adjusted .25

EXPENDITURES-CURRENT YEAR	REVENUES REALIZED-CURRENT YEAR	PROPERTY TAXES-CURRENT YEAR
<b>GENERAL GOVERNMENT</b>		<b>STATE EQUALIZED TAX RATE 1.07</b>
Governing Body & Public Boards 54,469.00	Property Taxes Collected 108,953,728.00	Local District School Taxes 53,030,954.00
Municipal Clerk 318,186.00	Payments In Lieu of Taxes	Regional & Consolidated School Tax
Financial Administration 400,908.00	Delinquent Tax & Lien Collections 2,362,453.00	School Taxes in Municipal Budget
Assessment of Taxes 1,993,517.00	Business Personalty Replacement Taxee 862,875.00	County Taxes .56 *
Collection of Taxes 218,706.00	Taxes from Public Utilities 3,047,048.00	County Library Taxee
Planning, Housing & Development 751,839.00	Other Miscellaneous Tax Revenues	Local Municipal Purpose Taxes .59
Human Resources 354,537.00	State Aid Revenues 2,718,957.00	Veteran & Senior Citizen Taxes 299,500.00
Elections	Federal Aid Revenues	Total Taxes for Rate Computation 2.22
General Administration (other) 6,959,690.00		Special District Taxes
<b>JUDICIARY</b>		Bank Corp. Taxes
Municipal Courts 378,552.00	Sale of Acquired Property	Added and Omitted Taxes 653,050.00
<b>PUBLIC SAFETY</b>	Other Miscellaneous Revenues 3,999,744.00	Total Taxes Levied - ABSTRACT 110,598,419.47
Fire Protection 641,558.00	Total 121,924,805.00	Total Taxes Billed 110,611,558.00
Police Protection 7,697,118.00	Prior Years Surplus Appropriated 4,118,945.00	<b>TAXES COLLECTED 108,953,728.00</b>
Civil Defense & Disaster Control 18,881.00	<b>REVENUES TOTAL 126,043,750.00</b>	Taxes Cancelled, Abated or Adjusted 274,193.00
Environmental Inspection & Control 440,000.00	Reserve For Uncollected Taxes 4,278,000.00	Transfer to Tax Title Liens or Foreclosed 8,049.00
Other Public Safety	<b>CAPITAL OUTLAY TOTAL 9,698,686.00</b>	Ending Balance 1,375,587.00
<b>PUBLIC WORKS</b>		<b>PRIOR YEARS TAXES OUTSTANDING</b>
Streets and Drainage 2,803,385.00	Public Enterprises 6,063,710.00	Beginning Balance 3,080,610.00
Sewers and Sewage Processing	Recreation-Culture 444,135.00	Collected 2,311,708.00
Garbage and Trash Disposal 3,104,000.00	Public Works 2,404,789.00	Cancelled, Abated or Adjusted
Public Buildings and Grounds 481,413.00	Buildings and Grounds 757,580.00	Transfers to Tax Title Liens or Foreclosed 8,166.00
Other Public Works 96,000.00	Library and Education 28,472.00	Ending Balance 760,736.00
<b>HEALTH and WELFARE</b>	All Other	<b>TAX TITLE LIENS OUTSTANDING</b>
Health Services Except Environmental 465,911.00		Beginning Balance 40,409.00
Welfare-Public Assistance 58,555.00	<b>CAPITAL DEBT AUTHORIZED, ENDING BALANCE</b>	Transfer From Taxes 17,453.00
Hospital, Clinics, First Aid	<b>ISSUED AND UNISSUED GROSS DEBT NET DEBT</b>	Redeemed 30,745.00
Animal, Insect, & Rodent Control 95,000.00	School 10,125,256	Cancelled, Abated or Adjusted
Other Welfare Services	Self-Liquidating 33,348,355	Transfers to Foreclosed Property 10,261.00
<b>RECREATION and CONSERVATION</b>	Other 34,488,847	Ending Balance 16,856.00
Beaches and Boardwalks	Total 77,962,458	<b>PROPERTY ACQUIRED BY DEED OR FORECLOSURE</b>
Parks, Playgrounds, Shade Trees 983,868.00	<b>ISSUED AND OUTSTANDING</b>	Beginning Balance 1,344,054.00
Land Reclamation & Conservation 1,279,467.00	School 9,251,376.00	Transfers From Taxes or Liens 10,261.00
Other Recreational Services 448,068.00	Self-Liquidating 33,187,461.00	Sale for Cash 7,700.00
<b>EDUCATION (excluding schools)</b>	Other 32,437,426.00	Cancelled, Abated or Adjusted
Libraries 1,814,168.00	Total 74,876,261.00	Ending Balance 1,346,615.00
Other Educational Services 32,316.00	<b>EQUALIZED VALUATION BASIS FOR NET DEBT COMPUTATION 4,897,279,910</b>	<b>CURRENT FINANCES ENDING BALANCE ASSETS</b>
<b>STATUTORY EXPENDITURES</b>	<b>REAL PROPERTY VALUATIONS</b>	Cash 12,149,151.00
Pensions & F. I. C. A. 1,736,581.00	Code Class # of Percels % VAL'N ASSESSED VALUATION	Taxes Receivable 2,136,323.00
Employee Fringe Benefits	1 Vacant Land 1244 3.44 165,024,200.00	Tax Title Liens 16,856.00
Other Statutory Expendituree	2 Residential 15038 64.10 3,075,253,800.00	Foreclosed Property 1,346,115.00
<b>MUNICIPAL FUNCTIONS TOTAL 33,626,669.00</b>	3 Farm 23 .04 2,092,300.00	Emergencies & Other Deferred Charges
<b>CAPITAL IMPROVEMENTS * ME 40 * 250,000.00</b>	4e Commercial 498 25.61 1,228,566,800.00	State and Federal Aid Receivable 105,297.00
<b>DEBT SERVICE</b>	4b Industrial 91 4.91 235,427,100.00	Other Receivables 176.00
Principal Payments 3,783,733.00	4c Apartments 9 1.90 90,988,100.00	Total 15,753,918.00
Interest Payments 1,724,276.00	Total 16903 4,797,352,300.00	<b>LIABILITIES, RESERVES, AND SURPLUS</b>
<b>DEFERRED CHARGES 451,500.00</b>	Land Area 24.89 Sq. Miles	Cash Liabilities 5,568,635.00
<b>SCHOOL, COUNTY, SPECIAL DISTRICT TAXES RESERVE FOR UNCOLLECTED TAXES EXPENDITURES TOTAL 124,819,293.47</b>	Net Valuation Taxable-Municipal 4,822,741,589	Reserves for Receivables 3,499,470.00
	Net Valuation Taxable-County 4,986,299,221	Surplus 6,685,813.00
	State Equalized Valuation 4,947,265,046	Total 15,753,918.00
	State Equalization Ratio 97.47	

\*Includes County Health Service Taxes or County Open Space Tax. See Table 13.

0911

Population 1990 12,385  
 Population 1994 12,619  
 S & P Rating  
 Moody Rating BAA

General Tax Rate Per \$100. 2.01  
 State Equalized Tax Rate 2.41

**WEEHAWKEN TOWNSHIP - HUDSON CO.**  
 Form of Government:  
**Council-Manager Plan C (OMCL 50)**  
 Number of Members on Governing Body - 7

PER CAPITA:  
 Gross Debt 1,898.64  
 Net Debt 1,668.43  
 Debt Service 139.71  
 Total Tax Levy 1,517.38  
 Municipal Expenditures 1,134.00

PER CENT:  
 Gross Debt 2.83  
 Net Debt 2.48  
 Tax Levy Collected 91.01  
 Tax Levy Cancelled, Abated or Adjusted

EXPENDITURES-CURRENT YEAR		REVENUES REALIZED-CURRENT YEAR		PROPERTY TAXES-CURRENT YEAR			
<b>GENERAL GOVERNMENT</b>				<b>STATE EQUALIZED TAX RATE</b>			
Governing Body & Public Boards	44,657.00	Property Taxes Collected	18,048,575.01	Local District School Taxes	7,271,711.00		
Municipal Clerk	79,468.72	Payments in Lieu of Taxes	445,637.14	Regional & Consolidated School Tax			
Financial Administration	227,484.26	Delinquent Tax & Lien Collections	804,488.87	School Taxes in Municipal Budget			
Assessment of Taxes	64,363.76	Business Personalty Replacement Taxes	504,136.00	County Taxes	4,370,841.09 *		
Collection of Taxes	58,070.00	Taxes from Public Utilities	539,809.50	County Library Taxes			
Planning, Housing & Development	84,424.62	Other Miscellaneous Tax Revenues		Local Municipal Purpose Taxes	7,493,239.00		
Human Resources	343,864.63	State Aid Revenues	1,956,498.01	Veteran & Senior Citizen Taxes	41,200.00		
Elections	44,000.00	Federal Aid Revenues		Total Taxes for Rate Computation	19,176,991.09		
General Administration (other)	1,369,488.71			Special District Taxes			
<b>JUDICIARY</b>		Sale of Acquired Property		Bank Corp. Taxes			
Municipal Courts	280,153.99	Other Miscellaneous Revenues	2,549,791.88	Added and Omitted Taxes	12,072.79		
<b>PUBLIC SAFETY</b>		Total	24,848,936.41	Total Taxes Levied - ABSTRACT	19,147,863.87		
Fire Protection	3,270,317.04	Prior Years Surplus Appropriated	240,000.00	Total Taxes Billed	19,830,696.48		
Police Protection	2,789,063.02	REVENUES	25,088,936.41	TAXES COLLECTED	18,048,575.01		
Civil Defense & Disaster Control		Reserve For Uncollected Taxes	350,000.00	Taxes Cancelled, Abated or Adjusted			
Environmental Inspection & Control	87,507.39	CAPITAL OUTLAY	871,391.13	Transfer to Tax Title Liens or Foreclosed			
Other Public Safety		TOTAL		Ending Balance	1,782,121.47		
<b>PUBLIC WORKS</b>		Public Enterprises		<b>PRIOR YEARS TAXES OUTSTANDING</b>			
Streets and Drainage	725,429.05	Recreation-Culture	373,291.93	Beginning Balance	1,067,731.09		
Sewers and Sewage Processing		Public Works	160,617.23	Collected	803,131.72		
Garbage and Trash Disposal		Buildings and Grounds	337,481.97	Cancelled, Abated or Adjusted			
Public Buildings and Grounds	103,305.53	Library and Education		Transfers to Tax Title Liens or Foreclosed			
Other Public Works		Conservation		Ending Balance	264,599.37		
<b>HEALTH and WELFARE</b>		All Other		<b>TAX TITLE LIENS OUTSTANDING</b>			
Health Services Except Environmental	143,926.40	<b>CAPITAL DEBT AUTHORIZED, ENDING BALANCE</b>		Beginning Balance	27,339.93		
Welfare-Public Assistance	34,130.00	ISSUED AND UNISSUED	GROSS DEBT	Transfer From Taxes			
Hospital, Clinics, First Aid		School	2,905,000	Redeemed	1,357.15		
Animal, Insect, & Rodent Control		Self-Liquidating		Cancelled, Abated or Adjusted			
Other Welfare Services		Other	21,053,909	Transfers to Foreclosed Property			
<b>RECREATION and CONSERVATION</b>		Total	23,958,909	Ending Balance	25,982.78		
Beaches and Boardwalks		<b>ISSUED AND OUTSTANDING</b>		<b>PROPERTY ACQUIRED BY DEED OR FORECLOSURE</b>			
Parks, Playgrounds, Shade Trees	192,304.53	School	2,905,000.00	Beginning Balance			
Land Reclamation & Conservation	9,687.10	Self-Liquidating		Transfers From Taxes or Liens			
Other Recreational Services	196,281.60	Other	20,825,538.74	Sale for Cash			
<b>EDUCATION (excluding schools)</b>		Total	23,730,538.74	Cancelled, Abated or Adjusted			
Libraries	303,102.00	<b>EQUALIZED VALUATION BASIS FOR NET DEBT COMPUTATION</b>		Ending Balance			
Other Educational Services	37,765.00	<b>REAL PROPERTY VALUATIONS</b>		<b>CURRENT FINANCES ENDING BALANCE</b>			
<b>STATUTORY EXPENDITURES</b>		Code	Class	# of Parcels	% VAL'N	ASSETS	
Pensions & F. I. C. A.	623,912.17	1	Vacant Land	267	6.75	Cash	2,223,561.38
Employee Fringe Benefits	601,672.21	2	Residential	2311	45.06	Taxes Receivable	2,064,991.37
Other Statutory Expenditures		3	Farm			Tax Title Liens	45,829.08
<b>MUNICIPAL FUNCTIONS</b>		4a	Commercial	71	34.85	Foreclosed Property	
<b>CAPITAL IMPROVEMENTS</b>		4b	Industrial	31	6.82	Emergencies & Other Delerred Charges	4,840,010.36
<b>DEBT SERVICE</b>		4c	Apartments	123	6.51	State and Federal Aid Receivable	2,624,108.88
Principal Payments	860,000.00	Total		2803		Other Receivables	603,262.06
Interest Payments	902,990.45	Land Area	.78	Sq. Miles		Total	12,401,763.13
<b>DEFERRED CHARGES</b>		Net Valuation Taxable-Municipal	951,584,873			<b>LIABILITIES, RESERVES, AND SURPLUS</b>	
SCHOOL, COUNTY, SPECIAL DISTRICT TAXES	11,642,552.09	Net Valuation Taxable-County	852,150,826			Cash Liabilities	9,684,999.65
RESERVE FOR UNCOLLECTED TAXES	350,000.00	State Equalized Valuation	794,107,448			Reserves for Receivables	2,714,082.51
EXPENDITURES	25,952,532.16	State Equalization Ratio	119.88			Surplus	2,680.97
						Total	12,401,763.13

\*Includes County Health Service Taxes or County Open Space Tax. See Table 13.

0819

Population 1990 2,331  
 Population 1994 2,343  
 S & P Rating  
 Moody Rating A

General Tax Rate Per \$100. 2.49  
 State Equalized Tax Rate 2.52

WENONAH BOROUGH - GLOUCESTER CO.  
 Form of Government:  
 Borough Council  
 Number of Members on Governing Body - 6

PER CAPITA: Gross Debt 580.67  
 Net Debt 580.10  
 Debt Service 15.60  
 Total Tax Levy 1,368.34  
 Municipal Expenditures 482.46  
 PER CENT: Gross Debt 1.10  
 Net Debt 1.09  
 Tax Levy Collected 98.12  
 Tax Levy Cancelled, Abated or Adjusted .12

EXPENDITURES-CURRENT YEAR		REVENUES REALIZED-CURRENT YEAR		PROPERTY TAXES-CURRENT YEAR	
<b>GENERAL GOVERNMENT</b>		<b>REVENUES REALIZED-CURRENT YEAR</b>		<b>STATE EQUALIZED TAX RATE</b>	
Governing Body & Public Boards		Property Taxes Collected	3,150,479.21	Local District School Taxes	.70 882,233.00
Municipal Clerk	30,443.00	Payments in Lieu of Taxes		Regional & Consolidated School Tax	.65 815,790.03
Financial Administration	18,900.00	Delinquent Tax & Lien Collections	34,544.43	School Taxes in Municipal Budget	
Assessment of Taxes	8,868.00	Business Personalty Replacement Taxes	3,976.40	County Taxes	-.62 * 782,258.62
Collection of Taxes	35,572.00	Taxes from Public Utilities	96,888.00	County Library Taxes	
Planning, Housing & Development	3,282.00	Other Miscellaneous Tax Revenues		Local Municipal Purpose Taxes	-.55 688,075.76
Human Resources	47,440.75	State Aid Revenues	182,603.78	Veteran & Senior Citizen Taxes	
Elections	1,030.00	Federal Aid Revenues		Total Taxes for Rate Computation	2.52 3,182,357.41
General Administration (other)	72,029.00			Special District Taxes	
<b>JUDICIARY</b>		Sale of Acquired Property		Bank Corp. Taxes	
Municipal Courts	30,220.50	Other Miscellaneous Revenues	133,816.56	Added and Omitted Taxes	37,668.81
<b>PUBLIC SAFETY</b>				Total Taxes Levied - ABSTRACT	3,206,026.22
Fire Protection	34,644.60	Prior Years Surplus Appropriated	128,000.00	Total Taxes Billed	3,210,840.92
Police Protection	279,727.25	<b>REVENUES TOTAL</b>	<b>3,730,308.40</b>	<b>TAXES COLLECTED</b>	<b>3,150,479.21</b>
Civil Defense & Disaster Control	500.00	Reserve For Uncollected Taxes	72,865.74	Taxes Cancelled, Abated or Adjusted	3,940.86
Environmental Inspection & Control	13,851.00			Transfer to Tax Title Liens or Foreclosed	
Other Public Safety		<b>CAPITAL OUTLAY TOTAL</b>	<b>322,531.22</b>	Ending Balance	56,420.86
<b>PUBLIC WORKS</b>				<b>PRIOR YEARS TAXES OUTSTANDING</b>	
Streets and Drainage	160,680.74	Public Enterprises	322,110.72	Beginning Balance	41,229.06
Sewers and Sewage Processing		Recreation-Culture		Collected	34,544.45
Garbage and Trash Disposal	92,511.00	Public Works	420.50	Cancelled, Abated or Adjusted	.33
Public Buildings and Grounds	34,363.00	Buildings and Grounds		Transfers to Tax Title Liens or Foreclosed	
Other Public Works		Library and Education		Ending Balance	6,684.28
<b>HEALTH and WELFARE</b>		Conservation		<b>TAX TITLE LIENS OUTSTANDING</b>	
Health Services Except Environmental	800.00	All Other		Beginning Balance	
Welfare-Public Assistance	905.00			Transfer From Taxes	
Hospital, Clinics, First Aid		<b>CAPITAL DEBT AUTHORIZED, ENDING BALANCE</b>		Redeemed	
Animal, Insect, & Rodent Control		<b>ISSUED AND UNISSUED</b>		Cancelled, Abated or Adjusted	
Other Welfare Services		School		Transfers to Foreclosed Property	
<b>RECREATION and CONSERVATION</b>		Self-Liquidating	1,132,500	Ending Balance	
Beaches and Boardwalks		Other	228,000	<b>PROPERTY ACQUIRED BY DEED OR FORECLOSURE</b>	
Parks, Playgrounds, Shade Trees	11,039.00	Total	1,360,500	Beginning Balance	92,500.00
Land Reclamation & Conservation	2,560.00	<b>ISSUED AND OUTSTANDING</b>		Transfers From Taxes or Liens	
Other Recreational Services	200.00	School		Sale for Cash	
<b>EDUCATION (excluding schools)</b>		Self-Liquidating	1,132,000.00	Cancelled, Abated or Adjusted	
Libraries	32,610.39	Other	228,000.00	Ending Balance	92,500.00
Other Educational Services		Total	1,360,000.00	<b>CURRENT FINANCES ENDING BALANCE</b>	
<b>STATUTORY EXPENDITURES</b>		<b>EQUALIZED VALUATION BASIS FOR NET DEBT COMPUTATION</b>	124,187,552	<b>ASSETS</b>	
Pensions & F. I. C. A.	34,362.35	<b>REAL PROPERTY VALUATIONS</b>		Cash	661,003.83
Employee Fringe Benefits	66,540.00	Code Class # of Parcels % VAL'N		Taxes Receivable	63,105.14
Other Statutory Expenditures		1 Vacant Land 64 2.56	3,250,600.00	Tax Title Liens	
<b>MUNICIPAL FUNCTIONS</b>		2 Residential 785 95.40	121,106,600.00	Foreclosed Property	92,500.00
<b>CAPITAL IMPROVEMENTS</b>		3 Farm		Emergencies & Other Deferred Charges	7,700.00
<b>DEBT SERVICE</b>		4a Commercial 12 1.85	2,351,200.00	State and Federal Aid Receivable	66,067.88
Principal Payments	28,500.00	4b Industrial		Other Receivables	92,681.68
Interest Payments	8,060.37	4c Apartments 1 .19	235,300.00	Total	983,058.53
<b>DEFERRED CHARGES</b>		Total 862	126,943,700.00	<b>LIABILITIES, RESERVES, AND SURPLUS</b>	
SCHOOL, COUNTY, SPECIAL DISTRICT TAXES	7,906.03	Land Area .99 Sq Miles		Cash Liabilities	416,404.43
RESERVE FOR UNCOLLECTED TAXES	2,480,281.65	Net Valuation Taxable-Municipal	127,436,631	Reserves for Receivables	216,834.82
EXPENDITURES TOTAL	3,610,693.37	Net Valuation Taxable-County	127,081,652	Surplus	349,817.25
		State Equalized Valuation	125,683,957	Total	983,058.53
		State Equalization Ratio	101.40		

\*Includes County Health Service Taxes or County Open Space Tax. See Table 13.

Population 1990 **2,251**  
 Population 1994 **2,384**  
 S & P Rating  
 Moody Rating

General Tax Rate Per \$100. **1.76**  
 State Equalized Tax Rate **1.71**

**WEST AMWELL TWP. - HUNTERDON CO.**

Form of Government:

**Township Committee**

Number of Members on Governing Body - **3**

PER CAPITA:

Gross Debt **205.20**  
 Net Debt  
 Debt Service  
 Total Tax Levy **1,507.29**  
 Municipal Expenditures **747.60**

PER CENT:

Gross Debt **.24**  
 Net Debt  
 Tax Levy Collected **93.26**  
 Tax Levy Cancelled, Abated or Adjusted **.42**

EXPENDITURES-CURRENT YEAR		REVENUES REALIZED-CURRENT YEAR		PROPERTY TAXES-CURRENT YEAR	
<b>GENERAL GOVERNMENT</b>		<b>REVENUES REALIZED-CURRENT YEAR</b>		<b>PROPERTY TAXES-CURRENT YEAR</b>	
Governing Body & Public Boards		Property Taxes Collected	<b>3,368,451.57</b>	STATE EQUALIZED TAX RATE	
Municipal Clerk		Payments In Lieu of Taxes		Local District School Taxes	<b>.85</b>
Financial Administration	<b>41,000.00</b>	Delinquent Tax & Lien Collections	<b>200,091.83</b>	Regional & Consolidated School Tax	<b>.70</b>
Assessment of Taxes	<b>32,000.00</b>	Business Personalty Replacement Taxes	<b>30,141.96</b>	School Taxes in Municipal Budget	
Collection of Taxes	<b>28,705.00</b>	Taxes from Public Utilities	<b>149,688.00</b>	County Taxes	<b>.31</b> *
Planning, Housing & Development	<b>28,603.00</b>	Other Miscellaneous Tax Revenues	<b>971,756.89</b>	County Library Taxes	<b>.03</b>
Human Resources	<b>38,676.09</b>	State Aid Revenues	<b>91,884.59</b>	Local Municipal Purpose Taxes	<b>.02</b>
Elections		Federal Aid Revenues		Veteran & Senior Citizen Taxes	
General Administration (other)	<b>288,061.00</b>			Total Taxes for Rate Computation	<b>1.71</b>
<b>JUDICIARY</b>				Special District Taxes	
Municipal Courts	<b>45,519.00</b>	Sale of Acquired Property		Bank Corp. Taxes	
<b>PUBLIC SAFETY</b>		Other Miscellaneous Revenues		Added and Omitted Taxes	<b>31,094.77</b>
Fire Protection	<b>39,441.50</b>	Total	<b>5,138,871.39</b>	Total Taxes Levied - ABSTRACT	<b>3,593,368.64</b>
Police Protection	<b>285,990.00</b>	Prior Years Surplus Appropriated	<b>303,795.20</b>	Total Taxes Billed	<b>3,612,033.96</b>
Civil Defense & Disaster Control	<b>1,000.00</b>	REVENUES TOTAL	<b>5,442,666.59</b>	TAXES COLLECTED	<b>3,368,451.57</b>
Environmental Inspection & Control	<b>30,396.00</b>	Reserve For Uncollected Taxes	<b>239,261.00</b>	Taxes Cancelled, Abated or Adjusted	<b>15,160.32</b>
Other Public Safety		CAPITAL OUTLAY TOTAL	<b>468,692.67</b>	Transfer to Tax Title Liens or Foreclosed	<b>13,930.40</b>
<b>PUBLIC WORKS</b>				Ending Balance	<b>214,491.67</b>
Streets and Drainage	<b>394,631.66</b>	Public Enterprises		<b>PRIOR YEARS TAXES OUTSTANDING</b>	
Sewers and Sewage Processing	<b>500.00</b>	Recreation-Culture	<b>29,427.01</b>	Beginning Balance	<b>219,038.06</b>
Garbage and Trash Disposal	<b>97,000.00</b>	Public Works	<b>353,740.80</b>	Collected	<b>200,091.83</b>
Public Buildings and Grounds	<b>53,300.00</b>	Buildings and Grounds	<b>85,524.86</b>	Cancelled, Abated or Adjusted	
Other Public Works		Library and Education		Transfers to Tax Title Liens or Foreclosed	<b>714.00</b>
<b>HEALTH and WELFARE</b>		Conservation		Ending Balance	<b>18,232.23</b>
Health Services Except Environmental	<b>4,425.00</b>	All Other		<b>TAX TITLE LIENS OUTSTANDING</b>	
Welfare-Public Assistance	<b>2,793.00</b>			Beginning Balance	<b>45,336.89</b>
Hospital, Clinics, First Aid		<b>CAPITAL DEBT AUTHORIZED, ENDING BALANCE</b>		Transfer From Taxes	<b>14,709.03</b>
Animal, Insect, & Rodent Control	<b>4,500.00</b>	ISSUED AND UNISSUED		Redeemed	
Other Welfare Services		School	<b>489,198</b>	Cancelled, Abated or Adjusted	
<b>RECREATION and CONSERVATION</b>		Self-Liquidating		Transfers to Foreclosed Property	
Beeches and Boardwalks		Other		Ending Balance	<b>60,045.92</b>
Parks, Playgrounds, Shade Trees	<b>10,000.00</b>	Total	<b>489,198</b>	<b>PROPERTY ACQUIRED BY DEED OR FORECLOSURE</b>	
Land Reclamation & Conservation	<b>3,531.12</b>	ISSUED AND OUTSTANDING		Beginning Balance	<b>16,650.00</b>
Other Recreational Services		School	<b>489,198.34</b>	Transfers From Taxes or Liens	
<b>EDUCATION (excluding schools)</b>		Self-Liquidating		Sale for Cash	
Libraries		Other		Cancelled, Abated or Adjusted	
Other Educational Services	<b>1,500.00</b>	Total	<b>489,198.34</b>	Ending Balance	<b>16,650.00</b>
<b>STATUTORY EXPENDITURES</b>		<b>EQUALIZED VALUATION BASIS FOR NET DEBT COMPUTATION</b>		<b>CURRENT FINANCES ENDING BALANCE</b>	
Pensions & F. I. C. A.	<b>43,439.00</b>	<b>201,150,102</b>		<b>ASSETS</b>	
Employee Fringe Benefits	<b>68,000.00</b>	<b>REAL PROPERTY VALUATIONS</b>		Cash	<b>1,591,458.73</b>
Other Statutory Expenditures		Code	Class	# of Parcels	% VAL'N
<b>MUNICIPAL FUNCTIONS</b>		1	Vacant Land	241	5.93
<b>TOTAL</b>		2	Residential	687	62.22
<b>1,543,011.37</b>		3	Farm	363	17.25
<b>*MEMO*</b>		4e	Commercial	40	8.15
<b>CAPITAL IMPROVEMENTS</b>		4b	Industrial	8	6.10
<b>DEBT SERVICE</b>		4c	Apartments	3	.33
Principal Payments		Total		1342	
Interest Payments		Land Area	<b>21.60</b>	Sq. Miles	
<b>DEFERRED CHARGES</b>		Net Valuation Taxable-Municipal	<b>202,404,243</b>		
SCHOOL, COUNTY, SPECIAL DISTRICT TAXES	<b>3,519,263.42</b>	Net Valuation Taxable-County	<b>202,189,076</b>		
RESERVE FOR UNCOLLECTED TAXES	<b>239,261.00</b>	State Equalized Valuation	<b>208,858,255</b>		
EXPENDITURES	<b>TOTAL</b>	State Equalization Ratio	<b>96.88</b>		
	<b>5,301,535.79</b>				

\*Includes County Health Service Taxes or County Open Space Tax. See Table 13.

0721

Population 1990 10,422  
 Population 1994 10,093  
 S & P Rating  
 Moody Rating A1

General Tax Rate Per \$100. 2.68  
 State Equalized Tax Rate 2.63

WEST CALDWELL TOWNSHIP - ESSEX CO.

Form of Government:

Borough Council

Number of Members on Governing Body - 6

PER CAPITA:

Gross Debt 923.03  
 Net Debt 717.32  
 Debt Service 84.99  
 Total Tax Levy 2,756.36  
 Municipal Expenditures 1,089.79

PER CENT:

Gross Debt .85  
 Net Debt .66  
 Tax Levy Collected 97.13  
 Tax Levy Cancelled, Abated or Adjusted 1.07

EXPENDITURES-CURRENT YEAR		REVENUES REALIZED-CURRENT YEAR		PROPERTY TAXES-CURRENT YEAR		
<b>GENERAL GOVERNMENT</b>		<b>REVENUES REALIZED-CURRENT YEAR</b>		<b>STATE EQUALIZED TAX RATE</b>		
Governing Body & Public Boards		Property Taxes Collected	27,112,962.86	Local District School Taxes	1.31 13,889,473.74	
Municipal Clerk		Payments in Lieu of Taxes		Regional & Consolidated School Tax		
Financial Administration	171,315.00	Delinquent Tax & Lien Collections	482,976.02	School Taxes in Municipal Budget		
Assessment of Taxes	100,750.00	Business Personality Replacement Taxes	242,160.08	County Taxes	.72 * 7,646,580.30	
Collection of Taxes	73,800.00	Taxes from Public Utilities	1,063,027.00	County Library Taxes		
Planning, Housing & Development	59,480.00	Other Miscellaneous Tax Revenues		Local Municipal Purpose Taxes	.59 6,205,140.90	
Human Resources	101,448.93	State Aid Revenues	742,584.06	Veteran & Senior Citizen Taxes	63,850.00	
Elections	5,355.00	Federal Aid Revenues		Total Taxes for Rate Computation	2.62 27,805,044.94	
General Administration (other)	1,181,755.00			Special District Taxes		
<b>JUDICIARY</b>		Sale of Acquired Property		Bank Corp. Taxes		
Municipal Courts	165,850.00	Other Miscellaneous Revenues	1,470,144.44	Added and Omitted Taxes	78,792.79	
<b>PUBLIC SAFETY</b>		Total	31,113,854.46	Total Taxes Levied - ABSTRACT	27,819,987.73	
Fire Protection	135,021.00	Prior Years Surplus Appropriated	1,350,000.00	Total Taxes Billed	27,912,752.87	
Police Protection	1,922,250.01	REVENUES TOTAL	32,463,854.46	TAXES COLLECTED	27,112,962.86	
Civil Defense & Disaster Control	6,550.00	Reserve For Uncollected Taxes	1,260,500.00	Taxes Cancelled, Abated or Adjusted	298,925.26	
Civil Defense & Disaster Control	6,550.00			Transfer to Tax Title Liens or Foreclosed	45,460.09	
Environmental Inspection & Control	108,610.00	<b>CAPITAL OUTLAY TOTAL</b>		Ending Balance	453,404.66	
Other Public Safety		Public Enterprises	18,061.94	<b>PRIOR YEARS TAXES OUTSTANDING</b>		
<b>PUBLIC WORKS</b>		Recreation-Culture	86,383.33	Beginning Balance	651,601.87	
Streets and Drainage	474,064.72	Public Works	631,101.77	Collected	453,727.32	
Sewers and Sewage Processing	1,438,550.00	Buildings and Grounds	846,519.92	Cancelled, Abated or Adjusted	159,788.73	
Garbage and Trash Disposal	774,880.00	Library and Education	2,322.50	Transfers to Tax Title Liens or Foreclosed	20,085.75	
Public Buildings and Grounds	126,250.00	Conservation		Ending Balance	18,000.07	
Other Public Works	34,800.00	All Other		<b>TAX TITLE LIENS OUTSTANDING</b>		
<b>HEALTH and WELFARE</b>		<b>CAPITAL DEBT AUTHORIZED, ENDING BALANCE</b>		Beginning Balance	63,576.15	
Health Services Except Environmental	103,982.00	ISSUED AND UNISSUED	GROSS DEBT	Transfer From Taxes	68,276.70	
Welfare-Public Assistance	15,080.00	School	1,242,887	Redeemed	29,248.70	
Hospital, Clinics, First Aid		Self-Liquidating	1,383,000	Cancelled, Abated or Adjusted		
Animal, Insect, & Rodent Control	8,565.00	Other	6,690,210	Transfers to Foreclosed Property		
Other Welfare Services		Total	9,316,098	Ending Balance	102,604.15	
<b>RECREATION and CONSERVATION</b>		<b>ISSUED AND OUTSTANDING</b>		<b>PROPERTY ACQUIRED BY DEED OR FORECLOSURE</b>		
Beaches and Boardwalks		School	1,242,887.54	Beginning Balance	16,600.00	
Parks, Playgrounds, Shade Trees	393,205.00	Self-Liquidating	1,368,000.00	Transfers From Taxes or Liens		
Land Reclamation & Conservation	11,892.00	Other	5,726,798.90	Sale for Cash		
Other Recreational Services	18,200.00	Total	8,337,686.44	Cancelled, Abated or Adjusted		
<b>EDUCATION (excluding schools)</b>		<b>EQUALIZED VALUATION BASIS FOR NET DEBT COMPUTATION</b>		Ending Balance	16,600.00	
Libraries	558,000.00	<b>REAL PROPERTY VALUATIONS</b>		<b>CURRENT FINANCES ENDING BALANCE</b>		
Other Educational Services		Code	Class	# of Percents	% VAL'N	ASSESSED VALUATION
<b>STATUTORY EXPENDITURES</b>		1	Vacant Land	87	.92	9,520,100.00
Pensions & F. I. C. A.	366,900.00	2	Residential	3419	67.80	702,820,800.00
Employee Fringe Benefits	492,700.00	3	Farm	8	.03	326,200.00
Other Statutory Expenditures		4a	Commercial	151	11.60	120,293,700.00
<b>MUNICIPAL FUNCTIONS</b>		4b	Industrial	66	18.82	195,101,300.00
TOTAL	8,849,253.66	4c	Apartments	8	.82	8,526,100.00
<b>CAPITAL IMPROVEMENTS</b>		Total	3739			1,036,586,200.00
* MEMO *	90,000.00	Land Area		5.04	Sq. Miles	
<b>DEBT SERVICE</b>		Net Valuation Taxable-Municipal				1,038,580,600
Principal Payments	626,377.95	Net Valuation Taxable-County				1,101,908,856
Interest Payments	231,412.00	State Equalized Valuation				1,059,951,371
<b>DEFERRED CHARGES</b>		State Equalization Ratio				97.98
SCHOOL, COUNTY, SPECIAL DISTRICT TAXES	31,750.00	Total				
RESERVE FOR UNCOLLECTED TAXES	21,536,054.04	LIABILITIES, RESERVES, AND SURPLUS				
EXPENDITURES TOTAL	32,535,347.65	Cash Liabilities				1,297,398.82
		Reserves for Receivables				635,675.08
		Surplus				1,455,330.57
		Total				3,388,404.47

Population 1990 1,026  
 Population 1994 1,061  
 S & P Rating  
 Moody Rating

General Tax Rate Per \$100. 1.86  
 State Equalized Tax Rate 1.65

WEST CAPE MAY BORO. - CAPE MAY CO.

Form of Government:

Commission (1911)

Number of Members on Governing Body - 3

PER CAPITA:

Gross Debt 1,233.90  
 Net Debt 465.10  
 Debt Service 16.58  
 Total Tax Levy 1,687.56  
 Municipal Expenditures 1,453.73

PER CENT:

Gross Debt 1.26  
 Net Debt .47  
 Tax Levy Collected 86.59  
 Tax Levy Cancelled, Abated or Adjusted .20

EXPENDITURES-CURRENT YEAR		REVENUES REALIZED-CURRENT YEAR		PROPERTY TAXES-CURRENT YEAR	
<b>GENERAL GOVERNMENT</b>		<b>REVENUES REALIZED-CURRENT YEAR</b>		<b>PROPERTY TAXES-CURRENT YEAR</b>	
Governing Body & Public Boards		Property Taxes Collected	1,552,381.26	STATE EQUALIZED TAX RATE	
Municipal Clerk		Payments In Lieu of Taxes		Local District School Taxes .31	545,683.00
Financial Administration	47,000.00	Delinquent Tax & Lien Collections	260,467.89	Regional & Consolidated School Tax .32	342,157.77
Assessment of Taxes	8,435.00	Business Personalty Replacement Taxes	4,803.48	School Taxes in Municipal Budget	
Collection of Taxes	22,965.00	Taxes from Public Utilities	89,328.00	County Taxes .43 *	461,980.79
Planning, Housing & Development	362,200.00	Other Miscellaneous Tax Revenues		County Library Taxes .03	29,204.04
Human Resources	24,349.00	State Aid Revenues	393,348.42	Local Municipal Purpose Taxes .36	389,518.20
Elections	859.00	Federal Aid Revenues		Veteran & Senior Citizen Taxes	11,100.00
General Administration (other)	114,383.47			Total Taxes for Rate Computation	1,779,643.80
<b>JUDICIARY</b>		Sale of Acquired Property		Special District Taxes	
Municipal Courts	23,000.00	Other Miscellaneous Revenues	290,631.96	Bank Corp. Taxes	
<b>PUBLIC SAFETY</b>		Total	2,590,961.01	Added and Omitted Taxes	21,961.79
Fire Protection	55,401.98	Prior Years Surplus Appropriated	307,276.15	Total Taxes Levied - ABSTRACT	1,790,505.59
Police Protection	283,101.00	REVENUES TOTAL	2,898,237.16	Total Taxes Billed	1,792,890.80
Civil Defense & Disaster Control	3,800.00	Reserve For Uncollected Taxes	303,999.06	TAXES COLLECTED	1,552,381.26
Environmental Inspection & Control	25,141.00	CAPITAL OUTLAY TOTAL	210,129.06	Taxes Cancelled, Abated or Adjusted	3,669.23
Other Public Safety		Public Enterprises	25,268.38	Transfer to Tax Title Liens or Foreclosed	36,265.40
<b>PUBLIC WORKS</b>		Recreation-Culture		Ending Balance	200,574.91
Streets and Drainage	73,998.03	Public Works	6,860.68	PRIOR YEARS TAXES OUTSTANDING	
Sewers and Sewage Processing	23,700.00	Buildings and Grounds	178,000.00	Beginning Balance	226,661.69
Garbage and Trash Disposal	5,000.00	Library and Education		Collected	224,773.10
Public Buildings and Grounds	16,200.00	Conservation		Cancelled, Abated or Adjusted	
Other Public Works	14,900.00	All Other		Transfers to Tax Title Liens or Foreclosed	
<b>HEALTH and WELFARE</b>		ISSUED AND UNISSUED GROSS DEBT NET DEBT		Ending Balance	1,888.59
Health Services Except Environmental	2,500.00	School	277,073	TAX TITLE LIENS OUTSTANDING	
Welfare-Public Assistance	3,750.00	Self-Liquidating	670,091	Beginning Balance	145,995.75
Hospital, Clinics, First Aid		Other	362,000	Transfer From Taxes	36,265.40
Animal, Insect, & Rodent Control	2,500.00	Total	1,309,165	Redeemed	35,694.79
Other Welfare Services		ISSUED AND OUTSTANDING		Cancelled, Abated or Adjusted	
<b>RECREATION and CONSERVATION</b>		School	38,283.04	Transfers to Foreclosed Property	
Beeches and Boardwalks		Self-Liquidating	670,091.73	Ending Balance	146,566.36
Perke, Playgrounds, Shade Trees	2,200.00	Other	361,000.00	PROPERTY ACQUIRED BY DEED OR FORECLOSURE	
Land Reclamation & Conservation		Total	1,069,374.77	Beginning Balance	8,582.00
Other Recreational Services	500.00	EQUALIZED VALUATION BASIS FOR NET DEBT COMPUTATION	104,165,408	Transfers From Taxes or Liens	
<b>EDUCATION (excluding schools)</b>		REAL PROPERTY VALUATIONS		Sale for Cash	
Libraries		Code Class # of Parcels % VAL'N ASSESSED VALUATION		Cancelled, Abated or Adjusted	
Other Educational Services		1 Vacant Land 182 5.55 5,252,200.00		Ending Balance	8,582.00
<b>STATUTORY EXPENDITURES</b>		2 Residential 734 82.86 78,460,300.00		CURRENT FINANCES ENDING BALANCE	
Pensions & F. I. C. A.	38,347.52	3 Farm 29 1.05 993,200.00		ASSETS	
Employee Fringe Benefits	60,109.66	4a Commercial 32 10.21 9,667,500.00		Cash	900,278.70
Other Statutory Expenditures	1,500.00	4b Industrial		Taxes Receivable	202,463.50
<b>MUNICIPAL FUNCTIONS</b>		4c Apartments 2 .34 318,700.00		Tax Title Liens	146,566.36
CAPITAL IMPROVEMENTS	1,215,840.66	Total 979 94,691,900.00		Foreclosed Property	8,582.00
DEBT SERVICE		Land Area 1.30 Sq. Miles		Emergencies & Other Deferred Charges	5,518.40
Principal Payments	13,000.00	Net Valuation Taxable-Municipal	95,211,237	State and Federal Aid Receivable	2,739.68
Interest Payments	4,592.00	Net Valuation Taxable-County	107,714,713	Other Receivables	42,828.65
<b>DEFERRED CHARGES</b>		State Equalized Valuation	107,166,369	Total	1,308,977.29
SCHOOL, COUNTY, SPECIAL DISTRICT TAXES	4,977.20	State Equalization Ratio	88.79	LIABILITIES, RESERVES, AND SURPLUS	
RESERVE FOR UNCOLLECTED TAXES	1,379,025.60			Cash Liabilities	332,113.49
EXPENDITURES TOTAL	2,921,434.52			Reserves for Receivables	400,440.51
				Surplus	576,423.29
				Total	1,308,977.29

Population 1990 **19,380**  
 Population 1994 **20,081**  
 S & P Rating  
 Moody Rating **AAA**

General Tax Rate Per \$100. **2.07**  
 State Equalized Tax Rate **2.13**

**WEST DEPTFORD TWP. - GLOUCESTER CO.**

Form of Government:  
**Township Committee**

Number of Members on Governing Body - **5**

PER CAPITA:

Gross Debt **1,815.94**  
 Net Debt **653.81**  
 Debt Service **71.54**  
 Total Tax Levy **1,287.02**  
 Municipal Expenditures **605.57**

PER CENT:

Gross Debt **3.14**  
 Net Debt **1.13**  
 Tax Levy Collected **96.92**  
 Tax Levy Cancelled, Abated or Adjusted **.74**

EXPENDITURES-CURRENT YEAR		REVENUES REALIZED-CURRENT YEAR		PROPERTY TAXES-CURRENT YEAR	
<b>GENERAL GOVERNMENT</b>		<b>REVENUES REALIZED-CURRENT YEAR</b>		<b>STATE EQUALIZED TAX RATE</b>	
Governing Body & Public Boards		Property Taxes Collected	<b>25,209,415.41</b>	Local District School Taxes	<b>1.16</b>
Municipal Clerk		Payments in Lieu of Taxes	<b>12,242.86</b>	Regional & Consolidated School Tax	
Financial Administration	<b>128,963.35</b>	Delinquent Tax & Lien Collections	<b>523,074.02</b>	School Taxes in Municipal Budget	
Assessment of Taxes	<b>139,539.50</b>	Business Personalty Replacement Taxes	<b>407,603.36</b>	County Taxes	<b>.56</b> *
Collection of Taxes	<b>95,277.30</b>	Taxes from Public Utilities	<b>1,291,506.29</b>	County Library Taxes	
Planning, Housing & Development	<b>54,268.30</b>	Other Miscellaneous Tax Revenues		Local Municipal Purpose Taxes	<b>.40</b>
Human Resources	<b>229,522.70</b>	State Aid Revenues	<b>1,582,928.20</b>	Veteran & Senior Citizen Taxes	
Elections		Federal Aid Revenues		Total Taxes for Rate Computation	<b>2.12</b>
General Administration (other)	<b>1,776,900.63</b>			Special District Taxes	
<b>JUDICIARY</b>		Sale of Acquired Property		Bank Corp. Taxes	
Municipal Courts	<b>99,398.00</b>	Other Miscellaneous Revenues		Added and Omitted Taxes	<b>88,667.30</b>
<b>PUBLIC SAFETY</b>		Total	<b>31,452,473.85</b>	Total Taxes Levied - ABSTRACT	<b>25,844,668.21</b>
Fire Protection	<b>236,605.80</b>	Prior Years Surplus Appropriated	<b>1,864,381.00</b>	Total Taxes Billed	<b>26,010,508.79</b>
Police Protection	<b>1,764,840.01</b>	<b>REVENUES TOTAL</b>	<b>33,316,854.85</b>	<b>TAXES COLLECTED</b>	<b>25,209,415.41</b>
Civil Defense & Disaster Control	<b>11,287.00</b>	Reserve For Uncollected Taxes	<b>922,104.57</b>	Taxes Cancelled, Abated or Adjusted	<b>192,681.60</b>
Environmental Inspection & Control	<b>173,328.88</b>	<b>CAPITAL OUTLAY TOTAL</b>	<b>5,239,051.46</b>	Transfer to Tax Title Liens or Foreclosed	<b>143,395.26</b>
Other Public Safety				Ending Balance	<b>465,016.52</b>
<b>PUBLIC WORKS</b>		Public Enterprises	<b>1,903,650.62</b>	<b>PRIOR YEARS TAXES OUTSTANDING</b>	
Streets and Drainage	<b>565,875.76</b>	Recreation-Culture		Beginning Balance	<b>611,842.48</b>
Sewers and Sewage Processing		Public Works	<b>3,335,400.84</b>	Collected	<b>521,090.10</b>
Garbage and Trash Disposal	<b>2,108,182.75</b>	Buildings and Grounds		Cancelled, Abated or Adjusted	
Public Buildings and Grounds	<b>102,440.00</b>	Library and Education		Transfers to Tax Title Liens or Foreclosed	<b>108.97</b>
Other Public Works		Conservation		Ending Balance	<b>90,643.41</b>
<b>HEALTH and WELFARE</b>		All Other		<b>TAX TITLE LIENS OUTSTANDING</b>	
Health Services Except Environmental	<b>24,601.13</b>			Beginning Balance	<b>459,551.12</b>
Welfare-Public Assistance	<b>59,883.35</b>	<b>CAPITAL DEBT AUTHORIZED, ENDING BALANCE</b>		Transfer From Taxes	<b>143,545.08</b>
Hospital, Clinics, First Aid		<b>ISSUED AND UNISSUED</b>		Redeemed	<b>1,983.92</b>
Animal, Insect, & Rodent Control	<b>58,205.00</b>	School	<b>8,110,000</b>	Cancelled, Abated or Adjusted	<b>3,195.66</b>
Other Welfare Services		Self-Liquidating	<b>15,226,830</b>	Transfers to Foreclosed Property	
<b>RECREATION and CONSERVATION</b>		Other	<b>13,129,135</b>	Ending Balance	<b>597,916.62</b>
Beaches and Boardwalks		Total	<b>36,465,965</b>	<b>PROPERTY ACQUIRED BY DEED OR FORECLOSURE</b>	
Parks, Playgrounds, Shade Trees		<b>ISSUED AND OUTSTANDING</b>		Beginning Balance	<b>744,410.00</b>
Land Reclamation & Conservation	<b>12,761.92</b>	School	<b>8,110,000.00</b>	Transfers From Taxes or Liens	
Other Recreational Services	<b>535,889.59</b>	Self-Liquidating	<b>13,521,551.41</b>	Sale for Cash	<b>1,660.00</b>
<b>EDUCATION (excluding schools)</b>		Other	<b>12,860,449.09</b>	Cancelled, Abated or Adjusted	
Libraries	<b>599,000.00</b>	Total	<b>34,492,000.50</b>	Ending Balance	<b>742,750.00</b>
Other Educational Services		<b>EQUALIZED VALUATION BASIS FOR NET DEBT COMPUTATION</b>	<b>1,159,505.345</b>	<b>CURRENT FINANCES ENDING BALANCE</b>	
<b>STATUTORY EXPENDITURES</b>		<b>REAL PROPERTY VALUATIONS</b>		<b>ASSETS</b>	
Pensions & F. I. C. A.	<b>512,612.19</b>	Code Class # of Parcels % VAL'N ASSESSED VALUATION		Cash	<b>4,604,930.99</b>
Employee Fringe Benefits		1 Vacant Land 709 4.14	<b>51,647,500.00</b>	Taxes Receivable	<b>545,659.93</b>
Other Statutory Expenditures		2 Residential 5399 44.75	<b>558,313,100.00</b>	Tax Title Liens	<b>597,916.62</b>
<b>MUNICIPAL FUNCTIONS TOTAL</b>	<b>9,289,383.16</b>	3 Farm 98 .25	<b>3,154,000.00</b>	Foreclosed Property	<b>740,750.00</b>
<b>CAPITAL IMPROVEMENTS *MEMO*</b>	<b>13,860.00</b>	4e Commercial 259 19.58	<b>244,235,300.00</b>	Emergencies & Other Deferred Charges	
<b>DEBT SERVICE</b>		4b Industrial 15 27.05	<b>337,486,000.00</b>	State and Federal Aid Receivable	<b>2,033.04</b>
Principal Payments	<b>885,116.35</b>	4c Apartments 10 4.23	<b>52,720,000.00</b>	Other Receivables	
Interest Payments	<b>551,527.62</b>	Total 6490	<b>1,247,555,900.00</b>	Total	<b>7,108,351.75</b>
<b>DEFERRED CHARGES</b>	<b>512,385.71</b>	Land Area 16.18 Sq. Miles		<b>LIABILITIES, RESERVES, AND SURPLUS</b>	
<b>SCHOOL, COUNTY, SPECIAL DISTRICT TAXES</b>	<b>20,917,027.22</b>	Net Valuation Taxable-Municipal	<b>1,252,262,874</b>	Cash Liabilities	<b>3,201,859.00</b>
<b>RESERVE FOR UNCOLLECTED TAXES</b>	<b>922,104.57</b>	Net Valuation Taxable-County	<b>1,120,033,194</b>	Reserves for Receivables	<b>2,501,387.72</b>
<b>EXPENDITURES TOTAL</b>	<b>33,077,542.63</b>	State Equalized Valuation	<b>1,217,339,070</b>	Surplus	<b>1,405,105.03</b>
		State Equalization Ratio	<b>102.88</b>	Total	<b>7,108,351.75</b>

Population 1990 7,690  
 Population 1994 7,916  
 S & P Rating  
 Moody Rating A

General Tax Rate Per \$100. 2.28  
 State Equalized Tax Rate 2.13

WEST LONG BRANCH BOR. - MON. CO.  
 Form of Government:  
**Borough Council**  
 Number of Members on Governing Body - 6

PER CAPITA:  
 Gross Debt 191.23  
 Net Debt 191.23  
 Debt Service 49.48  
 Total Tax Levy 1,466.40  
 Municipal Expenditures 647.73

PER CENT:  
 Gross Debt .29  
 Net Debt .29  
 Tax Levy Collected 95.60  
 Tax Levy Cancelled, Abated or Adjusted .07

EXPENDITURES-CURRENT YEAR		REVENUES REALIZED-CURRENT YEAR		PROPERTY TAXES-CURRENT YEAR	
<b>GENERAL GOVERNMENT</b>		<b>REVENUES REALIZED-CURRENT YEAR</b>		<b>STATE EQUALIZED TAX RATE</b>	
Governing Body & Public Boards		Property Taxes Collected	11,096,719.19	Local District School Taxes	.72 3,920,252.00
Municipal Clerk		Payments in Lieu of Taxes		Regional & Consolidated School Tax	.44 2,607,533.50
Financial Administration	138,747.87	Delinquent Tax & Lien Collections	444,176.26	School Taxes in Municipal Budget	
Assessment of Taxes	45,765.00	Business Personality Replacement Taxes	125,630.92	County Taxes	.46 * 2,498,367.77
Collection of Taxes	44,500.00	Taxes from Public Utilities	539,518.25	County Library Taxes	.02 106,382.84
Planning, Housing & Development	45,241.00	Other Miscellaneous Tax Revenues		Local Municipal Purpose Taxes	.48 2,621,000.00
Human Resources	92,013.00	State Aid Revenues	500,413.66	Veteran & Senior Citizen Taxes	40,800.00
Elections		Federal Aid Revenues		Total Taxes for Rate Computation	2.12 11,594,336.11
General Administration (other)	391,505.13			Special District Taxes	
<b>JUDICIARY</b>		Sale of Acquired Property		Bank Corp. Taxes	
Municipal Courts	62,390.00	Other Miscellaneous Revenues	439,960.96	Added and Omitted Taxes	54,464.53
<b>PUBLIC SAFETY</b>		Total	13,146,419.24	Total Taxes Levied - ABSTRACT	11,608,000.64
Fire Protection	125,984.00	Prior Years Surplus Appropriated	615,207.00	Total Taxes Billed	11,608,000.64
Police Protection	1,242,362.67	<b>REVENUES TOTAL</b>	<b>13,761,626.24</b>	<b>TAXES COLLECTED</b>	<b>11,096,719.19</b>
Police Protection	1,242,362.67	Reserve For Uncollected Taxes	585,549.07	Taxes Cancelled, Abated or Adjusted	8,287.82
Civil Defense & Disaster Control	4,404.00	<b>CAPITAL OUTLAY TOTAL</b>	<b>126,814.94</b>	Transfer to Tax Title Liens or Foreclosed	
Environmental Inspection & Control	45,994.00	Public Enterprises		Ending Balance	511,281.45
Other Public Safety		Recreation-Culture	1,548.44	<b>PRIOR YEARS TAXES OUTSTANDING</b>	
<b>PUBLIC WORKS</b>		Public Works	34,561.68	Beginning Balance	445,194.21
Streets and Drainage	211,190.22	Buildings and Grounds	90,704.82	Collected	444,176.26
Sewers and Sewage Processing		Library and Education		Cancelled, Abated or Adjusted	
Garbage and Trash Disposal	270,000.00	Conservation		Transfers to Tax Title Liens or Foreclosed	
Public Buildings and Grounds	66,395.00	All Other		Ending Balance	1,017.95
Other Public Works	422,638.00	<b>CAPITAL DEBT AUTHORIZED, ENDING BALANCE</b>		<b>TAX TITLE LIENS OUTSTANDING</b>	
<b>HEALTH and WELFARE</b>		ISSUED AND UNISSUED		Beginning Balance	
Health Services Except Environmental	44,980.00	School		Transfers From Taxes	
Welfare-Public Assistance	6,743.00	School		Redeemed	
Hospital, Clinics, First Aid	31,500.00	Self-Liquidating		Cancelled, Abated or Adjusted	
Animal, Insect, & Rodent Control	1,500.00	Other	1,513,768	Transfers to Foreclosed Property	
Other Welfare Services		Total	1,513,768	Ending Balance	
<b>RECREATION and CONSERVATION</b>		<b>ISSUED AND OUTSTANDING</b>		<b>PROPERTY ACQUIRED BY DEED OR FORECLOSURE</b>	
Beaches and Boardwalks		School		Beginning Balance	44,275.00
Perks, Playgrounds, Shade Trees	1,220.00	Self-Liquidating		Transfers From Taxes or Liens	
Land Reclamation & Conservation	18,920.44	Other	1,363,768.86	Sale for Cash	
Other Recreational Services	47,801.00	Total	1,363,768.86	Cancelled, Abated or Adjusted	
<b>EDUCATION (excluding schools)</b>		<b>EQUALIZED VALUATION BASIS FOR NET DEBT COMPUTATION</b>	<b>526,942,603</b>	Ending Balance	44,275.00
Libraries	170,998.00	<b>REAL PROPERTY VALUATIONS</b>		<b>CURRENT FINANCES ENDING BALANCE</b>	
Other Educational Services	100.00	Code Class # of Parcels % VAL'N		<b>ASSETS</b>	
<b>STATUTORY EXPENDITURES</b>		1 Vacant Land 98 1.09	5,500,700.00	Cash	1,355,996.05
Pensions & F. I. C. A.	280,927.00	2 Residential 2225 76.91	388,754,800.00	Taxes Receivable	520,587.22
Employee Fringe Benefits	311,903.00	3 Farm 9 .11	527,700.00	Tax Title Liens	
Other Statutory Expenditures		4e Commercial 153 21.39	108,137,900.00	Foreclosed Property	44,275.00
<b>MUNICIPAL FUNCTIONS</b>		4b Industrial 3 .34	1,714,400.00	Emergencies & Other Deferred Charges	18,000.00
<b>CAPITAL IMPROVEMENTS</b>		4c Apartments 3 .16	817,400.00	State and Federal Aid Receivable	102,370.31
<b>DEBT SERVICE</b>		Total 2491	505,452,900.00	Other Receivables	37,786.11
Principal Payments	324,187.22	Lend Area 2.83 Sq. Miles		Total	2,079,014.69
Interest Payments	67,461.98	Net Valuation Taxable-Municipal	507,057,641	<b>LIABILITIES, RESERVES, AND SURPLUS</b>	
<b>DEFERRED CHARGES</b>		Net Valuation Taxable-County	539,782,086	Cash Liabilities	978,642.12
<b>SCHOOL, COUNTY, SPECIAL DISTRICT TAXES</b>		State Equalized Valuation	541,964,908	Reserves for Receivables	569,043.68
<b>RESERVE FOR UNCOLLECTED TAXES</b>		State Equalization Ratio	93.54	Surplus	531,328.89
<b>EXPENDITURES TOTAL</b>	<b>14,059,950.66</b>			Total	2,079,014.69

1615

Population 1990 25,430  
 Population 1994 25,968  
 S & P Rating  
 Moody Rating AAA

General Tax Rate Per \$100 3.19  
 State Equalized Tax Rate 2.78

WEST MILFORD TWP. - PASSAIC COUNTY

Form of Government:

Council-Manager Plan D (OMCL 50)

Number of Members on Governing Body - 5

PER CAPITA:

Gross Debt 727.50  
 Net Debt 522.88  
 Debt Service 64.33  
 Total Tax Levy 1,799.87  
 Municipal Expenditures 662.21

PER CENT:

Gross Debt 1.22  
 Net Debt .87  
 Tax Levy Collected 97.25  
 Tax Levy Cancelled, Abated or Adjusted .07

EXPENDITURES-CURRENT YEAR	REVENUES REALIZED-CURRENT YEAR	PROPERTY TAXES-CURRENT YEAR
<b>GENERAL GOVERNMENT</b>		<b>STATE EQUALIZED TAX RATE</b> 1.42
Governing Body & Public Boards 122,434.00	Property Taxes Collected 42,706,106.92	Local District School Taxes 22,205,463.00
Municipal Clerk 120,490.00	Payments in Lieu of Taxes	Regional & Consolidated School Tax
Financial Administration 213,326.00	Delinquent Tax & Lien Collections 1,236,355.46	School Taxes in Municipal Budget
Assessment of Taxes 404,732.00	Business Personality Replacement Taxes 126,110.88	County Taxes .55 * 8,620,720.35
Collection of Taxes 202,472.00	Taxes from Public Utilities 1,820,046.00	County Library Taxes
Planning, Housing & Development 263,420.00	Other Miscellaneous Tax Revenues	Local Municipal Purpose Taxes .82 12,851,091.78
Human Resources 233,623.50	State Aid Revenues 1,715,528.38	Veteran & Senior Citizen Taxes 147,450.00
Elections 17,455.00	Federal Aid Revenues	Total Taxes for Rate Computation 2.79 43,824,725.13
General Administration (other) 1,274,507.00		Special District Taxes 2,880,038.00
<b>JUDICIARY</b>		Bank Corp. Taxes
Municipal Courts 187,223.90	Sale of Acquired Property	Added and Omitted Taxes 181,688.20
<b>PUBLIC SAFETY</b>	Other Miscellaneous Revenues 1,247,974.77	Total Taxes Levied - ABSTRACT 46,739,001.33
Fire Protection 470,513.50	Total 48,852,122.41	Total Taxes Billed 43,914,461.22
Police Protection 3,186,896.24	Prior Years Surplus Appropriated 985,000.00	<b>TAXES COLLECTED</b> 42,706,106.92
Civil Defense & Disaster Control 15,300.00	<b>REVENUES TOTAL</b> 49,837,122.41	Taxes Cancelled, Abated or Adjusted 31,347.14
Environmental Inspection & Control 246,826.00	Reserve For Uncollected Taxes 1,700,000.00	Transfer to Tax Title Liens or Foreclosed 157,883.01
Other Public Safety	<b>CAPITAL OUTLAY TOTAL</b> 1,119,525.51	Ending Balance 1,019,124.15
<b>PUBLIC WORKS</b>		<b>PRIOR YEARS TAXES OUTSTANDING</b>
Streets and Drainage 2,763,597.47	Public Enterprises	Beginning Balance 1,286,878.75
Sewers and Sewage Processing	Recreation-Culture	Collected 1,210,842.21
Garbage and Trash Disposal 196,605.00	Public Works 71,159.43	Cancelled, Abated or Adjusted 14,722.65
Public Buildings and Grounds	Buildings and Grounds 1,048,366.08	Transfers to Tax Title Liens or Foreclosed 20,936.50
Other Public Works	Library and Education	Ending Balance 40,377.39
<b>HEALTH and WELFARE</b>	Conservation	<b>TAX TITLE LIENS OUTSTANDING</b>
Health Services Except Environmental 375,723.00	All Other	Beginning Balance 931,223.95
Welfare-Public Assistance 89,201.00		Transfer From Taxes 180,456.76
Hospital, Clinics, First Aid	<b>CAPITAL DEBT AUTHORIZED, ENDING BALANCE</b>	Redeemed 25,513.25
Animal, Insect, & Rodent Control 76,009.00	<b>ISSUED AND UNISSUED GROSS DEBT NET DEBT</b>	Cancelled, Abated or Adjusted 16,243.21
Other Welfare Services 1,355.00	School 3,353,667	Transfers to Foreclosed Property 55,800.64
<b>RECREATION and CONSERVATION</b>	Other 15,537,930 13,578,225	Ending Balance 1,014,123.61
Beeches and Boardwalk 229,408.00	Total 18,891,597 13,578,225	<b>PROPERTY ACQUIRED BY DEED OR FORECLOSURE</b>
Perks, Playgrounds, Shade Trees	<b>ISSUED AND OUTSTANDING</b>	Beginning Balance 1,410,899.36
Land Reclamation & Conservation 11,375.00	School 3,353,667.00	Transfers From Taxee or Liens 55,800.64
Other Recreational Services 224,137.00	Self-Liquidating	Sale for Cash 10,500.00
<b>EDUCATION (excluding schools)</b>	Other 12,233,844.51	Cancelled, Abated or Adjusted 43,700.00
Libraries 454,058.00	Total 15,587,511.51	Ending Balance 1,412,500.00
Other Educational Services 16,145.00	<b>EQUALIZED VALUATION BASIS FOR NET DEBT COMPUTATION</b> 1,554,565,716	<b>CURRENT FINANCES ENDING BALANCE ASSETS</b>
<b>STATUTORY EXPENDITURES</b>	<b>REAL PROPERTY VALUATIONS</b>	Cash 3,219,110.55
Pensions & F. I. C. A. 831,994.00	Code Class # of Parcels % VAL'N ASSESSED VALUATION	Taxes Receivable 1,059,501.54
Employee Fringe Benefits 1,175,233.00	1 Vacant Land 2067 7.97 107,907,500.00	Tax Title Liens 1,014,123.61
Other Statutory Expenditures	2 Residential 8819 84.33 1,142,262,700.00	Foreclosed Property 1,412,500.00
<b>MUNICIPAL FUNCTIONS TOTAL</b> 13,404,059.61	3 Farm 224 1.08 14,601,900.00	Emergencies & Other Deferred Charges 331,200.00
<b>CAPITAL IMPROVEMENTS *MEMO*</b> 92,850.00	4e Commercial 248 5.69 77,068,800.00	State and Federal Aid Receivable
<b>DEBT SERVICE</b>	4b Industrial 31 .88 11,895,900.00	Other Receivables 112,179.44
Principal Payments 1,081,087.40	4c Apartments 1 .06 798,900.00	Total 7,148,615.14
Interest Payments 589,321.34	Total 11390 1,354,535,700.00	<b>LIABILITIES, RESERVES, AND SURPLUS</b>
<b>DEFERRED CHARGES</b> 421,739.29	Land Area 78.30 Sq. Miles	Cash Liabilities 1,894,700.48
SCHOOL, COUNTY, SPECIAL DISTRICT TAXES 33,706,221.35	Net Valuation Taxable-Municipal 1,366,649,157	Reserves for Receivables 3,598,304.59
RESERVE FOR UNCOLLECTED TAXES 1,700,000.00	Net Valuation Taxable-County 1,534,248,961	Surplus 1,655,610.07
<b>EXPENDITURES TOTAL</b> 50,902,428.99	State Equalized Valuation 1,566,549,652	Total 7,148,615.14
	State Equalization Ratio 87.14	

\*Includes County Health Service Taxes or County Open Space Tax. See Table 13.

0912

Population 1990 **38,125**  
 Population 1994 **37,665**  
 S & P Rating **BBB**  
 Moody Rating **BAA**

General Tax Rate Per \$100. **4.54**  
 State Equalized Tax Rate **4.27**

## WEST NEW YORK TOWN - HUDSON CO.

Form of Government:  
**Commission (1911)**

Number of Members on Governing Body - 5

PER CAPITA:

Gross Debt **1,271.12**  
 Net Debt **941.29**  
 Debt Service **65.55**  
 Total Tax Levy **1,130.87**  
 Municipal Expenditures **1,143.31**

PER CENT:

Gross Debt **4.15**  
 Net Debt **3.10**  
 Tax Levy Collected **84.22**  
 Tax Levy Cancelled, Abated or Adjusted **.74**

EXPENDITURES-CURRENT YEAR		REVENUES REALIZED-CURRENT YEAR		PROPERTY TAXES-CURRENT YEAR	
<b>GENERAL GOVERNMENT</b>		<b>REVENUES REALIZED-CURRENT YEAR</b>		<b>PROPERTY TAXES-CURRENT YEAR</b>	
Governing Body & Public Boards		Property Taxes Collected		STATE EQUALIZED TAX RATE	
Municipal Clerk	169,350.00	Payments in Lieu of Taxes		Local District School Taxes	1.19
Financial Administration	547,000.00	Delinquent Tax & Lien Collections		Regional & Consolidated School Tax	
Assessment of Taxes	166,400.00	Business Personality Replacement Taxes		School Taxes in Municipal Budget	.03
Collection of Taxes	173,400.00	Taxes from Public Utilities		County Taxes	-.69 *
Planning, Housing & Development	418,985.00	Other Miscellaneous Tax Revenues		County Library Taxes	
Human Resources	1,360,631.33	State Aid Revenues		Local Municipal Purpose Taxes	2.11
Elections	12,500.00	Federal Aid Revenues		Veteran & Senior Citizen Taxes	
General Administration (other)	3,493,340.00	Sale of Acquired Property		Total Taxes for Rate Computation	4.02
<b>JUDICIARY</b>		Other Miscellaneous Revenues		Special District Taxes	
Municipal Courts	518,000.00	Total		Bank Corp. Taxes	
<b>PUBLIC SAFETY</b>		Prior Years Surplus Appropriated		Added and Omitted Taxes	17,155.43
Fire Protection	5,860,447.00	REVENUES TOTAL		Total Taxes Levied - ABSTRACT	42,594,388.32
Police Protection	5,501,832.38	Reserve For Uncollected Taxes		Total Taxes Billed	41,619,077.69
Civil Defense & Disaster Control	14,340.00	CAPITAL OUTLAY TOTAL		TAXES COLLECTED	35,052,954.06
Environmental Inspection & Control	392,575.00	Public Enterprises		Taxes Cancelled, Abated or Adjusted	309,408.50
Other Public Safety		Recreation-Culture		Transfer to Tax Title Liens or Foreclosed	909,789.25
<b>PUBLIC WORKS</b>		Public Works		Ending Balance	5,346,925.88
Streets and Drainage	2,478,431.15	Buildings and Grounds		<b>PRIOR YEARS TAXES OUTSTANDING</b>	
Sewers and Sewage Processing	166,135.00	Library and Education		Beginning Balance	7,594,360.05
Garbage and Trash Disposal	2,181,988.85	Conservation		Collected	6,800,727.76
Public Buildings and Grounds	455,450.00	All Other		Cancelled, Abated or Adjusted	15.74
Other Public Works	228,000.00	CAPITAL DEBT AUTHORIZED, ENDING BALANCE		Transfers to Tax Title Liens or Foreclosed	412,365.75
<b>HEALTH and WELFARE</b>		ISSUED AND UNISSUED GROSS DEBT NET DEBT		Ending Balance	381,250.80
Health Services Except Environmental	752,541.44	School		<b>TAX TITLE LIENS OUTSTANDING</b>	
Welfare-Public Assistance	102,850.00	Self-Liquidating		Beginning Balance	2,457,481.14
Hospital, Clinics, First Aid		Other		Transfer From Taxes	1,381,428.49
Animal, Insect, & Rodent Control		Total		Redeemed	778,038.83
Other Welfare Services	1,200.00	ISSUED AND OUTSTANDING		Cancelled, Abated or Adjusted	
<b>RECREATION and CONSERVATION</b>		School		Transfers to Foreclosed Property	
Beeches and Boardwalks		Self-Liquidating		Ending Balance	3,060,870.80
Parks, Playgrounds, Shade Trees	456,650.00	Other		<b>PROPERTY ACQUIRED BY DEED OR FORECLOSURE</b>	
Land Reclamation & Conservation	16,372.08	Total		Beginning Balance	5,850.00
Other Recreational Services	374,000.00	EQUALIZED VALUATION BASIS FOR NET DEBT COMPUTATION		Transfers From Taxes or Liens	
<b>EDUCATION (excluding schools)</b>		REAL PROPERTY VALUATIONS		Sale for Cash	
Libraries	610,130.00	Code Class # of Parcels % VAL'N ASSESSED VALUATION		Cancelled, Abated or Adjusted	
Other Educational Services		1 Vacant Land 54 .83 8,266,000.00		Ending Balance	5,850.00
<b>STATUTORY EXPENDITURES</b>		2 Residential 3902 40.98 407,656,000.00		<b>CURRENT FINANCES ENDING BALANCE</b>	
Pensions & F. I. C. A.	2,224,180.11	3 Farm 743 29.29 291,416,050.00		ASSETS	
Employee Fringe Benefits	3,600,000.00	4b Industrial 238 7.76 77,244,450.00		Cash	14,522,746.49
Other Statutory Expenditures		4c Apartments 400 21.14 210,301,900.00		Taxes Receivable	5,728,176.68
<b>MUNICIPAL FUNCTIONS</b>		Total 5337 994,884,400.00		Tax Title Liens	3,060,870.80
CAPITAL IMPROVEMENTS	32,276,729.34	Land Area .90 Sq. Miles		Foreclosed Property	5,850.00
DEBT SERVICE	*MEMO* 220,000.00	Net Valuation Taxable-Municipal		Emergencies & Other Deferred Charges	142,139.32
Principal Payments	1,210,213.32	Net Valuation Taxable-County		State and Federal Aid Receivable	54,478.92
Interest Payments	1,258,825.94	State Equalized Valuation		Other Receivables	362,338.79
<b>TYPE I SCHL DEBT *MEMO</b>		State Equalization Ratio		Total	24,076,601.00
DEFERRED CHARGES	1,842,978.58	94.05		<b>LIABILITIES, RESERVES, AND SURPLUS</b>	
SCHOOL, COUNTY, SPECIAL DISTRICT TAXES	20,226,382.68	Net Valuation Taxable-Municipal		Cash Liabilities	12,725,459.73
RESERVE FOR UNCOLLECTED TAXES	6,474,000.00	Net Valuation Taxable-County		Reserves for Receivables	9,357,236.27
EXPENDITURES TOTAL	63,289,129.86	State Equalized Valuation		Surplus	1,993,905.00
		State Equalization Ratio		Total	24,076,601.00

\* ABOVE DEBT SERVICE INCLUDES TYPE I SCHOOL DEBT

0722

Population 1990 39,103  
 Population 1994 39,725  
 S & P Rating  
 Moody Rating AA

General Tax Rate Per \$100. 5.81  
 State Equalized Tax Rate 2.93

WEST ORANGE TOWNSHIP - ESSEX CO.  
 Form of Government:  
 Mayor-Council Plan B (OMCL 50)  
 Number of Members on Governing Body - 5

PER CAPITA: Gross Debt 1,063.07  
 Net Debt 865.90  
 Debt Service 75.40  
 Total Tax Levy 2,121.57  
 Municipal Expenditures 959.60  
 PER CENT: Gross Debt 1.49  
 Net Debt 1.21  
 Tax Levy Collected 97.75  
 Tax Levy Cancelled, Abated or Adjusted .58

EXPENDITURES-CURRENT YEAR		REVENUES REALIZED-CURRENT YEAR		PROPERTY TAXES-CURRENT YEAR	
<b>GENERAL GOVERNMENT</b>		<b>REVENUES REALIZED-CURRENT YEAR</b>		<b>PROPERTY TAXES-CURRENT YEAR</b>	
Governing Body & Public Boards	222,519.00	Property Taxes Collected	82,397,923.56	STATE EQUALIZED TAX RATE	40,156,582.50
Municipal Clerk	148,308.00	Payments In Lieu of Taxes	168,261.71	Local District School Taxes	1.40
Financial Administration	517,615.00	Delinquent Tax & Lien Collections	1,443,623.44	Regional & Consolidated School Tax	
Assessment of Taxes	211,624.00	Business Personalty Replacement Taxes	686,421.12	School Taxes in Municipal Budget	
Collection of Taxes	164,070.00	Taxes from Public Utilities	3,431,480.00	County Taxes	.70 *
Planning, Housing & Development	18,930.00	Other Miscellaneous Tax Revenues		County Library Taxes	
Human Resources	414,216.00	State Aid Revenues	2,433,456.84	Local Municipal Purpose Taxes	.82
Elections	72,800.00	Federal Aid Revenues		Veteran & Senior Citizen Taxes	
General Administration (other)	1,884,653.00			Total Taxes for Rate Computation	2.92
<b>JUDICIARY</b>		Sale of Acquired Property		Special District Taxes	
Municipal Courts	292,342.00	Other Miscellaneous Revenues	5,423,957.67	Bank Corp. Taxes	
<b>PUBLIC SAFETY</b>		Total	95,985,124.34	Added and Omitted Taxes	440,389.61
Fire Protection	5,149,468.00	Prior Years Surplus Appropriated	1,700,000.00	Total Taxes Levied - ABSTRACT	84,279,212.27
Police Protection	6,171,363.00	REVENUES TOTAL	97,685,124.34	Total Taxes Bliffed	84,294,574.15
Civil Defense & Disaster Control	9,650.00	Reserve For Uncollected Taxes	2,090,050.00	TAXES COLLECTED	82,397,923.56
Environmental Inspection & Control	421,201.00			Taxes Cancelled, Abated or Adjusted	490,021.21
Other Public Safety		CAPITAL OUTLAY TOTAL	4,523,945.52	Transfer to Tax Title Liens or Foreclosed	9,900.24
<b>PUBLIC WORKS</b>		Public Enterprises		Ending Balance	1,396,729.14
Streets and Drainage	872,587.00	Recreation-Culture		<b>PRIOR YEARS TAXES OUTSTANDING</b>	
Sewers and Sewage Processing	1,907,342.00	Public Works	99,541.26	Beginning Balance	1,474,604.90
Garbage and Trash Disposal	2,654,000.00	Buildings and Grounds	4,424,404.26	Collected	1,378,706.45
Public Buildings and Grounds	80,000.00	Library and Education		Cancelled, Abated or Adjusted	30,691.93
Other Public Works	2,658,699.00	Conservation		Transfers to Tax Title Liens or Foreclosed	4,589.83
<b>HEALTH and WELFARE</b>		All Other		Ending Balance	60,616.69
Health Services Except Environmental	683,564.00	CAPITAL DEBT AUTHORIZED, ENDING BALANCE		<b>TAX TITLE LIENS OUTSTANDING</b>	
Welfare-Public Assistance		ISSUED AND UNISSUED	GROSS DEBT	NET DEBT	
Hospital, Clinics, First Aid	338,755.00	School	7,832,521		
Animal, Insect, & Rodent Control	92,346.00	Self-Liquidating			
Other Welfare Services	35,968.00	Other	34,397,739	34,397,739	
<b>RECREATION and CONSERVATION</b>		Total	42,230,260	34,397,739	
Beaches and Boardwalks		ISSUED AND OUTSTANDING			
Parks, Playgrounds, Shade Trees	584,203.00	School		7,832,521.00	
Land Reclamation & Conservation	387,760.00	Self-Liquidating			
Other Recreational Services	180,868.00	Other		21,208,000.00	
<b>EDUCATION (excluding schools)</b>		Total		29,040,521.00	
Libraries	1,424,496.00	EQUALIZED VALUATION BASIS			
Other Educational Services	5,000.00	FOR NET DEBT COMPUTATION		2,840,699,464	
<b>STATUTORY EXPENDITURES</b>		REAL PROPERTY VALUATIONS			
Pensions & F. I. C. A.	2,199,037.00	Code	Class	# of Parcels	% VAL'N
Employee Fringe Benefits	3,227,700.00	1	Vacant Land	719	2.23
Other Statutory Expenditures		2	Residential	12140	77.22
<b>MUNICIPAL FUNCTIONS</b>		3	Farm	2	.01
TOTAL	33,031,082.00	4a	Commercial	433	16.47
<b>CAPITAL IMPROVEMENTS</b>		4b	Industrial	53	.92
*MEMO*	140,355.00	4c	Apartments	44	3.14
<b>DEBT SERVICE</b>		Total		13391	
Principal Payments	2,060,000.00	Land Area	12.10	Sq. Miles	
Interest Payments	935,178.65	Net Valuation Taxable-Municipal			1,443,273,400
<b>DEFERRED CHARGES</b>		Net Valuation Taxable-County			2,900,936,803
SCHOOL, COUNTY, SPECIAL DISTRICT TAXES	3,700.00	State Equalized Valuation			2,851,762,043
RESERVE FOR UNCOLLECTED TAXES	60,249,927.66	State Equalization Ratio			50.47
EXPENDITURES TOTAL	98,369,938.31				

\*Includes County Health Service Taxes or County Open Space Tax. See Table 13.

Population 1990 10,982  
 Population 1994 11,180  
 S & P Rating  
 Moody Rating A

General Tax Rate Per \$100. 2.19  
 State Equalized Tax Rate 2.22

WEST PATERSON BOROUGH - PASSAIC CO.

Form of Government:  
 Small Municipality Plan C (OMCL 50)  
 Number of Members on Governing Body 7

PER CAPITA:  
 Gross Debt 731.41  
 Net Debt 616.86  
 Debt Service 112.14  
 Total Tax Levy 1,572.33  
 Municipal Expenditures 645.93

PER CENT:  
 Gross Debt 1.03  
 Net Debt .87  
 Tax Levy Collected 97.71  
 Tax Levy Cancelled, Abated or Adjusted .18

EXPENDITURES-CURRENT YEAR		REVENUES REALIZED-CURRENT YEAR		PROPERTY TAXES-CURRENT YEAR	
<b>GENERAL GOVERNMENT</b>		<b>REVENUES REALIZED-CURRENT YEAR</b>		<b>PROPERTY TAXES-CURRENT YEAR</b>	
Governing Body & Public Boards	28,970.00	Property Taxes Collected	17,152,461.95	STATE EQUALIZED TAX RATE	
Municipal Clerk		Payments in Lieu of Taxes		Local District School Taxes	.75 5,916,881.00
Financial Administration	95,678.00	Delinquent Tax & Lien Collections	452,904.49	Regionel & Consolidated School Tax	.35 2,747,295.06
Assessment of Taxes	25,375.00	Business Personality Replacement Taxes	217,273.68	School Taxes in Municipal Budget	
Collection of Taxes	81,300.00	Taxes from Public Utilities	468,282.00	County Taxes	.57 * 4,493,773.55
Planning, Housing & Development	12,300.00	Other Miscellaneous Tax Revenues		County Library Taxes	
Human Resources	89,586.37	State Aid Revenues	638,359.42	Local Municipal Purpose Taxes	.56 4,405,943.01
Elections	3,500.00	Federal Aid Revenues		Veteran & Senior Citizen Taxes	123,250.00
General Administration (other)	441,326.00			Total Taxes for Rate Computation	2.23 17,687,142.62
<b>JUDICIARY</b>		Sale of Acquired Property		Special District Taxes	
Municipal Courts	89,490.00	Other Miscellaneous Revenues		Bank Corp. Taxes	
<b>PUBLIC SAFETY</b>		Total	19,521,793.85	Added and Omitted Taxes	14,785.54
Fire Protection	136,065.60	Prior Years Surplus Appropriated	287,000.00	Total Taxes Levied - ABSTRACT	17,578,678.16
Police Protection	1,322,500.75	REVENUES TOTAL	19,808,793.85	Total Taxes Billed	17,555,060.16
Civil Defense & Disaster Control	1,000.00	Reserve For Uncollected Taxes	500,000.00	TAXES COLLECTED	17,152,461.95
Environmental Inspection & Control	95,189.00	CAPITAL OUTLAY TOTAL	200,312.88	Taxes Cancelled, Abated or Adjusted	31,130.55
Other Public Safety		Public Enterprises	2,018.94	Transfer to Tax Title Liens or Foreclosed	3,773.00
<b>PUBLIC WORKS</b>		Recreation-Culture		Ending Balance	407,694.66
Streets and Drainage	416,281.78	Public Works	4,027.13	<b>PRIOR YEARS TAXES OUTSTANDING</b>	
Sewers and Sewage Processing	488,343.00	Buildings and Grounds	194,266.81	Beginning Balance	452,904.49
Garbage and Trash Disposal	747,000.00	Library and Education		Collected	452,904.94
Public Buildings and Grounds	42,080.00	Conservation		Cancelled, Abated or Adjusted	
Other Public Works	101,083.00	All Other		Transfers to Tax Title Liens or Foreclosed	
<b>HEALTH and WELFARE</b>		CAPITAL DEBT AUTHORIZED, ENDING BALANCE		Ending Balance	- .45
Health Services Except Environmental	37,898.00	ISSUED AND UNISSUED		TAX TITLE LIENS OUTSTANDING	
Welfare-Public Assistance	6,330.00	School	1,143,660	Beginning Balance	23,339.20
Hospital, Clinics, First Aid		Self-Liquidating	137,000	Transfer From Taxes	3,773.00
Animal, Insect, & Rodent Control	6,525.00	Other	6,896,454	Redeemed	
Other Welfare Services		Total	8,177,114	Cancelled, Abated or Adjusted	
<b>RECREATION and CONSERVATION</b>		ISSUED AND OUTSTANDING		Transfers to Foreclosed Property	
Beeches and Boardwalks		School	1,143,487.18	Ending Balance	27,112.20
Parks, Playgrounds, Shade Trees	49,000.00	Self-Liquidating	137,000.00	PROPERTY ACQUIRED BY DEED OR	
Land Reclamation & Conservation	9,000.00	Other	6,519,865.61	FORECLOSURE	
Other Recreational Services	16,140.00	Total	7,800,352.79	Beginning Balance	288,000.00
<b>EDUCATION (excluding schools)</b>		EQUALIZED VALUATION BASIS		Transfers From Taxes or Liens	
Libraries	307,500.00	FOR NET DEBT COMPUTATION	796,573,880	Sale for Cash	
Other Educational Services		REAL PROPERTY VALUATIONS		Cancelled, Abated or Adjusted	
<b>STATUTORY EXPENDITURES</b>		Code Class # of Parcels % VAL'N	ASSESSED VALUATION	Ending Balance	288,000.00
Pensions & F. i. C. A.	265,020.00	1 Vacant Land 128 3.98	31,747,300.00	<b>CURRENT FINANCES ENDING BALANCE</b>	
Employee Fringe Benefits	448,705.00	2 Residential 2763 63.70	508,061,800.00	ASSETS	
Other Statutory Expenditures	2.00	3 Farm		Cash	1,546,825.70
<b>MUNICIPAL FUNCTIONS</b>		4a Commercial 189 20.55	163,881,900.00	Taxes Receivable	407,694.66
<b>CAPITAL IMPROVEMENTS</b>		4b Industrial 27 7.22	57,570,500.00	Tax Title Liens	27,112.20
DEBT SERVICE		4c Apartments 6 4.56	36,360,000.00	Foreclosed Property	288,000.00
Principal Payments	912,882.20	Total 3113	797,621,500.00	Emergencies & Other Deferred Charges	349,700.00
Interest Payments	340,845.67	Land Area 2.95 Sq. Miles		State and Federal Aid Receivable	18,084.53
<b>DEFERRED CHARGES</b>		Net Valuation Taxable-Municipal	799,103,212	Other Receivables	17,312.68
SCHOOL, COUNTY, SPECIAL DISTRICT TAXES	13,157,949.61	Net Valuation Taxable-County	795,223,804	Total	2,654,729.77
RESERVE FOR UNCOLLECTED TAXES	500,000.00	State Equalized Valuation	789,956,900	<b>LIABILITIES, RESERVES, AND SURPLUS</b>	
<b>EXPENDITURES</b>		State Equalization Ratio	101.16	Cash Liabilities	1,555,100.21
TOTAL	5,363,188.50			Reserves for Receivables	740,119.54
TOTAL	5,363,188.50			Surplus	359,510.02
TOTAL	5,363,188.50			Total	2,654,729.77

0513

Population 1990 **453**  
 Population 1994 **460**  
 S & P Rating  
 Moody Rating **BAA**

General Tax Rate Per \$100. **2.15**  
 State Equalized Tax Rate **1.91**

WEST WILDWOOD BORO. - CAPE MAY CO.

Form of Government:  
**Commission (1911)**

Number of Members on Governing Body - 3

PER CAPITA:		PER CENT:	
Gross Debt	<b>4,136.49</b>	Gross Debt	<b>3.21</b>
Net Debt	<b>500.54</b>	Net Debt	<b>.39</b>
Debt Service	<b>53.25</b>	Tax Levy Collected	<b>88.53</b>
Total Tax Levy	<b>2,495.71</b>	Tax Levy Cancelled, Abated or Adjusted	
Municipal Expenditures	<b>1,768.48</b>		

EXPENDITURES-CURRENT YEAR		REVENUES REALIZED-CURRENT YEAR		PROPERTY TAXES-CURRENT YEAR	
<b>GENERAL GOVERNMENT</b>		<b>Property Taxes Collected</b>		<b>STATE EQUALIZED TAX RATE</b>	
Governing Body & Public Boards			<b>1,017,181.54</b>	Local District School Taxes	<b>.89</b>
Municipal Clerk				Regional & Consolidated School Tax	
Financial Administration	<b>81,650.00</b>	Payments in Lieu of Taxes		School Taxes in Municipal Budget	
Assessment of Taxes	<b>12,350.00</b>	Delinquent Tax & Lien Collections	<b>119,053.25</b>	County Taxes	<b>.44</b> *
Collection of Taxes	<b>8,800.00</b>	Business Personalty Replacement Taxes	<b>2,567.20</b>	County Library Taxes	<b>.03</b>
Planning, Housing & Development	<b>2,800.00</b>	Taxes from Public Utilities	<b>39,339.00</b>	Local Municipal Purpose Taxes	<b>.76</b>
Human Resources	<b>33,544.00</b>	Other Miscellaneous Tax Revenues		Veteran & Senior Citizen Taxes	
Elections	<b>1,900.00</b>	State Aid Revenues	<b>42,795.25</b>	Total Taxes for Rate Computation	<b>1.92</b>
General Administration (other)	<b>94,567.00</b>	Federal Aid Revenues		Special District Taxes	
<b>JUDICIARY</b>		Sala of Acquirad Property		Bank Corp. Taxes	
Municipal Courts	<b>13,800.00</b>	Other Miscellaneous Revenues	<b>54,152.34</b>	Addad and Omlttad Taxes	<b>3,081.98</b>
<b>PUBLIC SAFETY</b>		Total	<b>1,275,088.58</b>	Total Taxes Laviad - ABSTRACT	<b>1,148,027.06</b>
Fire Protection	<b>6,753.00</b>	Prior Years Surplus Appropriated	<b>160,000.00</b>	Total Taxes Billad	<b>1,149,013.86</b>
Police Protection	<b>108,047.25</b>	REVENUES TOTAL	<b>1,435,088.58</b>	TAXES COLLECTED	<b>1,017,181.54</b>
Civil Defansa & Disastar Control	<b>1,000.00</b>	Resarva For Uncollected Taxes	<b>151,370.65</b>	Taxes Cancelled, Abeted or Adjusted	
Environmental Inspection & Control	<b>4,000.00</b>	<b>CAPITAL OUTLAY TOTAL</b>		Transfer to Tax Title Liens or Foreclosed	<b>13,038.86</b>
Other Public Safety		Public Enterprises	<b>1,425,017.31</b>	Ending Balanca	<b>118,793.46</b>
<b>PUBLIC WORKS</b>		Recreation-Cultura	<b>1,381,179.23</b>	<b>PRIOR YEARS TAXES OUTSTANDING</b>	
Streets and Drainaga	<b>54,543.65</b>	Public Works		Beginning Balanca	<b>112,460.69</b>
Sawars and Sawaga Processing		Buildings and Grounds	<b>43,838.08</b>	Collactad	<b>112,190.55</b>
Garbage and Tresh Disposai	<b>79,600.00</b>	Library and Education		Cancelled, Abatad or Adjusted	
Public Buildings and Grounds	<b>11,000.00</b>	Consarvation		Transfers to Tax Titla Liens or Foreclosed	
Other Public Works	<b>24,616.00</b>	All Other		Ending Balanca	<b>270.14</b>
<b>HEALTH and WELFARE</b>		<b>CAPITAL DEBT AUTHORIZED, ENDING BALANCE</b>			
Health Services Except Environmental		ISSUED AND UNISSUED	GROSS DEBT	NET DEBT	
Welfare-Public Assistance	<b>1,995.00</b>	School			
Hospital, Clinics, First Aid		Self-Liquidating	<b>1,672,536</b>		
Animal, Insect, & Rodant Control	<b>800.00</b>	Other	<b>230,250</b>		
Other Welfare Services		Total	<b>1,902,786</b>		
<b>RECREATION and CONSERVATION</b>		<b>ISSUED AND OUTSTANDING</b>			
Beachas end Boardwalks		School			
Parks, Playgrounds, Shada Traas	<b>528.35</b>	Self-Liquidating	<b>1,597,536.16</b>		
Land Reclamation & Conservation		Other	<b>230,250.00</b>		
Other Recreational Services		Total	<b>1,827,786.16</b>		
<b>EDUCATION (axcluding schools)</b>		<b>EQUALIZED VALUATION BASIS FOR NET DEBT COMPUTATION</b>			
Libraries		<b>REAL PROPERTY VALUATIONS</b>		<b>ASSESSED VALUATION</b>	
Other Educational Services	<b>37,954.00</b>	Code	Class	# of Parcels	% VAL'N
<b>STATUTORY EXPENDITURES</b>		1	Vacant Land	<b>214</b>	<b>6.62</b>
Pansions & F. I. C. A.	<b>57,383.00</b>	2	Residential	<b>646</b>	<b>87.16</b>
Employeea Fringa Benefits		3	Farm		
Other Stetutory Expendituras		4a	Commercial	<b>14</b>	<b>3.48</b>
<b>MUNICIPAL FUNCTIONS TOTAL</b>		4b	Industrial		
	<b>637,631.25</b>	4c	Apartments	<b>6</b>	<b>2.74</b>
<b>CAPITAL IMPROVEMENTS *MEMO*</b>		Total		<b>880</b>	
	<b>3,000.00</b>	Total		<b>53,242,100.00</b>	
<b>DEBT SERVICE</b>		<b>Land Area .40 Sq. Miles</b>			
Principal Payments	<b>15,000.00</b>	Net Valuation Taxable-Municipal		<b>53,299,157</b>	
Interest Payments	<b>9,496.86</b>	Net Valuation Taxable-County		<b>61,605,174</b>	
<b>DEFERRED CHARGES</b>		State Equalized Valuation		<b>59,960,410</b>	
SCHOOL, COUNTY, SPECIAL DISTRICT TAXES	<b>691,049.08</b>	State Equalization Ratio		<b>88.88</b>	
RESERVE FOR UNCOLLECTED TAXES	<b>151,370.65</b>	<b>EXPENDITURES TOTAL</b>			
EXPENDITURES TOTAL	<b>1,504,547.84</b>	<b>1,504,547.84</b>			

\*Includes County Health Service Taxes or County Open Space Tax. See Table 13.

Population 1990 **16,021**  
 Population 1994 **17,938**  
 S & P Rating  
 Moody Rating **AA**

General Tax Rate Per \$100. **2.42**  
 State Equalized Tax Rate **2.24**

**WEST WINDSOR TOWNSHIP - MERCER CO.**

Form of Government:  
**Township Committee**  
 Number of Members on Governing Body - 5

PER CAPITA: Gross Debt **3,768.61** PER CENT: Gross Debt **3.25**  
 Net Debt **1,392.25** Net Debt **1.20**  
 Debt Service **102.46** Tax Levy Collected **97.83**  
 Total Tax Levy **2,775.88** Tax Levy Cancelled, Abated or Adjusted **.17**  
 Municipal Expenditures **935.60**

EXPENDITURES-CURRENT YEAR		REVENUES REALIZED-CURRENT YEAR		PROPERTY TAXES-CURRENT YEAR	
<b>GENERAL GOVERNMENT</b>				<b>STATE EQUALIZED TAX RATE</b>	
Governing Body & Public Boards		Property Taxes Collected <b>48,905,476.91</b>		Local District School Taxes	
Municipal Clerk <b>250,366.00</b>		Payments in Lieu of Taxes		Regional & Consolidated School Tax <b>1.31</b> <b>28,186,831.97</b>	
Financial Administration <b>595,558.00</b>		Delinquent Tax & Lien Collections <b>893,501.54</b>		School Taxes in Municipal Budget	
Assessment of Taxes <b>134,279.00</b>		Business Personality Replacement Taxes <b>258,156.36</b>		County Taxes <b>.55</b> * <b>11,865,459.97</b>	
Collection of Taxes <b>105,890.00</b>		Taxes from Public Utilities <b>2,058,206.00</b>		County Library Taxes <b>.06</b> <b>1,269,912.44</b>	
Planning, Housing & Development <b>564,138.00</b>		Other Miscellaneous Tax Revenues		Local Municipal Purpose Taxes <b>.31</b> <b>6,692,394.26</b>	
Human Resources <b>221,416.07</b>		State Aid Revenues <b>690,980.05</b>		Veteran & Senior Citizen Taxes <b>36,250.00</b>	
Elections <b>9,000.00</b>		Federal Aid Revenues		Total Taxes for Rate Computation <b>2.23</b> <b>48,050,848.64</b>	
General Administration (other) <b>1,023,538.00</b>		Sale of Acquired Property		Special District Taxes	
<b>JUDICIARY</b>		Other Miscellaneous Revenues		Bank Corp. Taxes	
Municipal Courts <b>210,817.00</b>		Total <b>4,989,162.71</b>		Added and Omitted Taxes	
<b>PUBLIC SAFETY</b>		Prior Years Surplus Appropriated <b>3,000,000.00</b>		Total Taxes Levied - ABSTRACT <b>49,793,722.57</b>	
Fire Protection <b>932,705.90</b>		REVENUES TOTAL <b>60,795,463.57</b>		Total Taxes Billed <b>49,989,535.47</b>	
Police Protection <b>2,585,254.85</b>		Reserve For Uncollected Taxes <b>1,650,052.91</b>		TAXES COLLECTED <b>48,905,476.91</b>	
Civil Defense & Disaster Control		<b>CAPITAL OUTLAY TOTAL 3,862,160.82</b>		Taxes Cancelled, Abated or Adjusted <b>86,324.52</b>	
Environmental Inspection & Control <b>456,437.00</b>		Public Enterprises		Transfer to Tax Title Liens or Foreclosed	
Other Public Safety		Recreation-Culture <b>509,770.64</b>		Ending Balance <b>997,734.04</b>	
<b>PUBLIC WORKS</b>		Public Works <b>1,950,026.36</b>		<b>PRIOR YEARS TAXES OUTSTANDING</b>	
Streets and Drainage <b>998,785.27</b>		Buildings and Grounda <b>1,400,058.83</b>		Beginning Balance <b>1,842,406.57</b>	
Sewers and Sewage Processing <b>1,291,095.00</b>		Library and Education <b>2,304.99</b>		Collected <b>893,501.54</b>	
Garbage and Trash Disposal <b>1,146,000.00</b>		Conservation		Cancelled, Abated or Adjusted <b>258,674.61</b>	
Public Buildings and Grounds <b>283,072.00</b>		All Other		Transfers to Tax Title Liens or Foreclosed	
Other Public Works <b>56,000.00</b>		<b>CAPITAL DEBT AUTHORIZED, ENDING BALANCE</b>		Ending Balance <b>690,230.42</b>	
<b>HEALTH and WELFARE</b>		ISSUED AND UNISSUED GROSS DEBT NET DEBT		TAX TITLE LIENS OUTSTANDING	
Health Services Except Environmental <b>251,682.00</b>		School <b>42,018,561</b>		Beginning Balance <b>14,422.23</b>	
Welfare-Public Assistance <b>29,718.00</b>		Self-Liquidating		Transfer From Taxes	
Hospital, Clinics, First Aid		Other <b>25,582,688</b>		Redeemed	
Animal, Insect, & Rodent Control <b>37,782.00</b>		Total <b>67,601,249</b>		Cancelled, Abated or Adjusted	
Other Welfare Services		ISSUED AND OUTSTANDING		Transfers to Foreclosed Property	
<b>RECREATION and CONSERVATION</b>		School <b>16,143,252.00</b>		Ending Balance <b>14,422.23</b>	
Beaches and Boardwalks		Self-Liquidating		PROPERTY ACQUIRED BY DEED OR	
Parks, Playgrounds, Shade Trees <b>4,000.00</b>		Other <b>13,732,208.00</b>		FORECLOSURE	
Land Reclamation & Conservation <b>20,424.41</b>		Total <b>29,875,460.00</b>		Beginning Balance <b>6,180.00</b>	
Other Recreational Services <b>278,217.00</b>		EQUALIZED VALUATION BASIS FOR NET DEBT COMPUTATION <b>2,080,148,901</b>		Transfers From Taxes or Liens	
<b>EDUCATION (excluding schools)</b>		<b>REAL PROPERTY VALUATIONS</b>		Sale for Cash	
Libraries		Code Class # of Parcels % VAL'N ASSESSED VALUATION		Cancelled, Abated or Adjusted	
Other Educational Services		1 Vacant Land 841 3.80 74,666,800.00		Ending Balance <b>6,180.00</b>	
<b>STATUTORY EXPENDITURES</b>		2 Residential 5460 64.64 1,270,545,800.00		<b>CURRENT FINANCES ENDING BALANCE</b>	
Pensions & F. I. C. A. <b>751,492.00</b>		3 Farm 243 .66 12,948,500.00		ASSETS	
Employee Fringe Benefits <b>966,593.00</b>		4a Commercial 201 24.87 488,892,000.00		Cash <b>6,050,467.34</b>	
Other Statutory Expenditures		4b Industrial 19 4.81 94,453,700.00		Taxes Receivable <b>1,687,964.46</b>	
<b>MUNICIPAL FUNCTIONS</b>		4c Apartments 4 1.22 23,973,400.00		Tax Title Liens <b>14,422.23</b>	
CAPITAL IMPROVEMENTS <b>*MEMO* 97,000.00</b>		Total <b>6768 1,965,480,200.00</b>		Foreclosed Property <b>6,180.00</b>	
<b>DEBT SERVICE</b>		Land Area <b>26.84</b> Sq. Miles		Emergencies & Other Deferred Chargee <b>181,200.00</b>	
Principal Payments <b>1,101,549.57</b>		Net Valuation Taxable-Municipal <b>1,992,165,766</b>		State and Federal Aid Receivable <b>4,913.12</b>	
Interest Payments <b>736,374.50</b>		Net Valuation Taxable-County <b>2,138,835,143</b>		Other Receivables <b>683,239.25</b>	
<b>DEFERRED CHARGES</b>		State Equalized Valuation <b>2,150,840,110</b>		Total <b>8,628,386.40</b>	
SCHOOL, COUNTY, SPECIAL DISTRICT TAXES <b>41,322,204.38</b>		State Equalization Ratio <b>92.53</b>		<b>LIABILITIES, RESERVES, AND SURPLUS</b>	
RESERVE FOR UNCOLLECTED TAXES <b>1,650,052.91</b>		Net Valuation Taxable-Municipal <b>1,992,165,766</b>		Cash Liabilities <b>2,775,879.70</b>	
EXPENDITURES TOTAL <b>58,105,041.86</b>		Net Valuation Taxable-County <b>2,138,835,143</b>		Reserves for Receivables <b>2,391,805.94</b>	
		State Equalized Valuation <b>2,150,840,110</b>		Surplus <b>3,460,700.76</b>	
		State Equalization Ratio <b>92.53</b>		Total <b>8,628,386.40</b>	

Population 1990 **6,004**  
 Population 1994 **6,095**  
 S & P Rating  
 Moody Rating **A**

General Tax Rate Per \$100. **2.45**  
 State Equalized Tax Rate **2.36**

**WESTAMPTON TWP. - BURLINGTON CO.**

Form of Government:  
**Township Committee**  
 Number of Members on Governing Body - 5

PER CAPITA:  
 Gross Debt **1,687.37** PER CENT:  
 Net Debt **325.59** Gross Debt **3.32**  
 Debt Service **67.91** Net Debt **.64**  
 Total Tax Levy **1,300.57** Tax Levy Collected **95.20**  
 Municipal Expenditures **683.42** Tax Levy Cancelled, Abated or Adjusted **.72**

EXPENDITURES-CURRENT YEAR		REVENUES REALIZED-CURRENT YEAR			PROPERTY TAXES-CURRENT YEAR	
<b>GENERAL GOVERNMENT</b>		<b>REVENUES REALIZED-CURRENT YEAR</b>			<b>STATE EQUALIZED TAX RATE</b>	
Governing Body & Public Boards		Property Taxes Collected			<b>1.02</b>	<b>3,285,127.00</b>
Municipal Clerk		Payments in Lieu of Taxes			<b>.34</b>	<b>1,096,153.37</b>
Financial Administration	<b>71,701.00</b>	Delinquent Tax & Lien Collections	<b>345,713.90</b>	School Taxes in Municipal Budget		
Assessment of Taxes	<b>17,700.00</b>	Business Personalty Replacement Taxes	<b>45,081.00</b>	County Taxes	<b>-.52</b>	<b>1,669,110.10</b>
Collection of Taxes	<b>49,053.00</b>	Taxes from Public Utilities	<b>554,226.00</b>	County Library Taxes	<b>-.03</b>	<b>108,966.52</b>
Planning, Housing & Development	<b>30,292.13</b>	Other Miscellaneous Tax Revenues		Local Municipal Purpose Taxes	<b>-.45</b>	<b>1,446,856.00</b>
Human Resources	<b>147,186.00</b>	State Aid Ravanues	<b>403,728.94</b>	Veteran & Senior Cltizen Taxes		<b>28,250.00</b>
Elections	<b>2,298.40</b>	Federal Aid Revenues		Total Taxes for Rate Computation	<b>2.36</b>	<b>7,634,462.99</b>
General Administration (othar)	<b>378,368.73</b>			Special District Taxes		
<b>JUDICIARY</b>		Sale of Acquired Property		Bank Corp. Taxes		
Municipal Courts	<b>136,317.00</b>	Other Miscellaneous Ravanues	<b>876,202.99</b>	Added and Omitted Taxes		<b>320,738.16</b>
<b>PUBLIC SAFETY</b>		Total	<b>9,772,839.50</b>	Total Taxes Levied - ABSTRACT		<b>7,926,951.15</b>
Fire Protection	<b>169,284.40</b>	Prior Years Surplus Appropriated	<b>781,500.00</b>	Total Taxes Billed		<b>7,928,807.06</b>
Police Protection	<b>1,054,431.00</b>	REVENUES	<b>10,554,339.50</b>	TAXES COLLECTED		<b>7,547,886.67</b>
Civil Delense & Disaster Control	<b>2,838.67</b>	Reserve For Uncollected Taxes	<b>457,652.02</b>	Taxes Cancelled, Abated or Adjusted		<b>56,813.73</b>
Environmental Inspection & Control	<b>96,203.00</b>			Transfer to Tax Title Liens or Foreclosed		<b>4,385.68</b>
Othar Public Sataty		<b>CAPITAL OUTLAY</b>	<b>54,933.55</b>	Ending Balance		<b>319,720.98</b>
<b>PUBLIC WORKS</b>		<b>TOTAL</b>		<b>PRIOR YEARS TAXES OUTSTANDING</b>		
Streets and Drainage	<b>400,107.28</b>	Public Enterprises		Beginning Balance		<b>577,304.00</b>
Sewers and Sewage Processing	<b>2,000.00</b>	Recreation-Culture		Collected		<b>345,713.90</b>
Garbage and Trash Disposal	<b>280,000.00</b>	Public Works	<b>18,218.00</b>	Cancelled, Abated or Adjusted		<b>161,423.82</b>
Public Buildings end Grounds	<b>11,383.31</b>	Buildings and Grounds	<b>36,715.55</b>	Transfers to Tax Title Liens or Foreclosed		
Other Public Works	<b>28,141.25</b>	Library and Education		Ending Balance		<b>70,166.28</b>
<b>HEALTH and WELFARE</b>		Conservation		TAX TITLE LIENS OUTSTANDING		
Health Services Except Environmental		All Other		Beginning Balance		<b>18,353.00</b>
Welfare-Public Assistance	<b>3,308.00</b>			Transfer From Taxes		<b>4,385.68</b>
Hospital, Clinics, First Aid		<b>CAPITAL DEBT AUTHORIZED, ENDING BALANCE</b>		Redeamed		
Animal, Insect, & Rodent Control		ISSUED AND UNISSUED		Cancelled, Abated or Adjusted		
Other Wellare Services		School	<b>8,300,062</b>	Transfers to Foreclosed Property		
<b>RECREATION and CONSERVATION</b>		Self-Liquidating		Ending Balance		<b>22,738.68</b>
Beaches and Boardwalks		Other	<b>1,984,450</b>	PROPERTY ACQUIRED BY DEED OR		
Parks, Playgrounds, Shade Trees		Total	<b>10,284,512</b>	FORECLOSURE		
Land Reclamation & Conservation	<b>6,762.40</b>			Beginning Balance		<b>99,950.00</b>
Other Recreational Services	<b>7,000.00</b>	<b>ISSUED AND OUTSTANDING</b>		Transfers From Taxes or Liens		
<b>EDUCATION (excluding schools)</b>		School	<b>8,300,062.07</b>	Sale for Cash		
Libraries		Self-Liquidating		Cancelled, Abated or Adjusted		
Other Educational Services		Other	<b>1,943,850.00</b>	Ending Balance		<b>99,950.00</b>
<b>STATUTORY EXPENDITURES</b>		Total	<b>10,243,912.07</b>	<b>CURRENT FINANCES ENDING BALANCE</b>		
Pensions & F. I. C. A.	<b>146,391.00</b>	<b>EQUALIZED VALUATION BASIS</b>		ASSETS		
Employee Fringa Banalits	<b>238,684.97</b>	FOR NET DEBT COMPUTATION	<b>309,617,221</b>	Cash		<b>1,958,377.64</b>
Othar Statutory Expenditures	<b>6,000.00</b>	<b>REAL PROPERTY VALUATIONS</b>		Taxes Receivable		<b>389,887.26</b>
<b>MUNICIPAL FUNCTIONS</b>		Code	Class	# of Parcals	% VAL'N	ASSESSED VALUATION
<b>TOTAL</b>	<b>3,285,451.54</b>	1	Vacant Land	220	2.73	<b>8,400,700.00</b>
<b>*MEMO*</b>		2	Residential	2102	78.36	<b>241,345,600.00</b>
<b>CAPITAL IMPROVEMENTS</b>	<b>3,500.00</b>	3	Farm	107	2.26	<b>6,951,350.00</b>
<b>DEBT SERVICE</b>		4a	Commercial	73	9.73	<b>29,969,900.00</b>
Principal Payments	<b>271,350.00</b>	4b	Industrial	11	6.93	<b>21,330,100.00</b>
Interest Payments	<b>142,582.06</b>	4c	Apartment			
		Total		<b>2513</b>		<b>307,997,650.00</b>
<b>DEFERRED CHARGES</b>	<b>8,385.00</b>	Land Area	<b>11.04</b>	Sq. Miles		
SCHOOL, COUNTY, SPECIAL DISTRICT TAXES	<b>6,159,356.99</b>	Net Valuation Taxable-Municipal				<b>311,041,263</b>
RESERVE FOR UNCOLLECTED TAXES	<b>457,652.02</b>	Net Valuation Taxable-County				<b>325,330,301</b>
<b>EXPENDITURES</b>	<b>10,324,777.61</b>	State Equalized Valuation				<b>322,476,977</b>
		State Equalization Ratio				<b>96.42</b>

Population 1990 **28,870**  
 Population 1994 **28,831**  
 S & P Rating  
 Moody Rating **AA**

General Tax Rate Per \$100. **3.54**  
 State Equalized Tax Rate **2.22**

**WESTFIELD TOWN - UNION COUNTY**  
 Form of Government:  
**Special Charter (P.L. 1967 c. 195)**  
 Number of Members on Governing Body - **9**

PER CAPITA:  
 Gross Debt **287.84** PER CENT:  
 Net Debt **160.31** Gross Debt **.30**  
 Debt Service **29.25** Net Debt **.17**  
 Total Tax Levy **2,211.77** Tax Levy Collected **98.42**  
 Municipal Expenditures **772.33** Tax Levy Cancelled, Abated or Adjusted **.13**

EXPENDITURES-CURRENT YEAR		REVENUES REALIZED-CURRENT YEAR		PROPERTY TAXES-CURRENT YEAR	
<b>GENERAL GOVERNMENT</b>		<b>REVENUES REALIZED-CURRENT YEAR</b>		<b>STATE EQUALIZED TAX RATE</b> <b>1.34</b>	
Governing Body & Public Boards		Property Taxes Collected	<b>62,920,503.29</b>	Local District School Taxes	<b>41,204,666.00</b>
Municipal Clerk		Payments In Lieu of Taxes	<b>119,948.00</b>	Regional & Consolidated School Tax	
Financial Administration	<b>66,200.00</b>	Delinquent Tax & Lien Collections	<b>930,286.48</b>	School Taxes in Municipal Budget	
Assessment of Taxes	<b>105,000.00</b>	Business Personality Replacement Taxes	<b>338,765.60</b>	County Taxes	<b>.46 * 13,303,375.40</b>
Collection of Taxes	<b>105,600.00</b>	Taxes from Public Utilities	<b>1,924,863.00</b>	County Library Taxes	
Planning, Housing & Development	<b>40,000.00</b>	Other Miscellaneous Tax Revenues		Local Municipal Purpose Taxes	<b>.32 9,160,874.99</b>
Human Resources	<b>166,598.25</b>	State Aid Revenues	<b>2,115,544.84</b>	Veteran & Senior Citizen Taxes	<b>161,050.00</b>
Elections		Federal Aid Revenues		Total Taxes for Rate Computation	<b>2.22 63,829,966.39</b>
General Administration (other)	<b>1,980,400.00</b>			Special District Taxes	
<b>JUDICIARY</b>		Sale of Acquired Property		Bank Corp. Taxes	
Municipal Courts	<b>237,200.00</b>	Other Miscellaneous Revenues		Added and Omitted Taxes	<b>98,678.86</b>
<b>PUBLIC SAFETY</b>		Total	<b>73,157,174.01</b>	Total Taxes Levied - ABSTRACT	<b>63,767,595.25</b>
Fire Protection	<b>2,672,170.00</b>	Prior Years Surplus Appropriated	<b>7,300,000.00</b>	Total Taxes Billed	<b>63,929,753.33</b>
Police Protection	<b>3,825,900.00</b>	<b>REVENUES TOTAL</b>	<b>80,457,174.01</b>	<b>TAXES COLLECTED</b>	<b>62,920,503.29</b>
Civil Defense & Disaster Control	<b>300.00</b>	Reserve For Uncollected Taxes	<b>1,915,000.00</b>	Taxes Cancelled, Abated or Adjusted	<b>80,247.47</b>
Environmental Inspection & Control	<b>238,700.00</b>	<b>CAPITAL OUTLAY TOTAL</b>	<b>1,234,879.81</b>	Transfer to Tax Title Liens or Foreclosed	<b>2,687.35</b>
Other Public Safety		Public Enterprises	<b>2,503.09</b>	Ending Balance	<b>926,320.22</b>
<b>PUBLIC WORKS</b>		Recreation-Culture	<b>168,797.78</b>	<b>PRIOR YEARS TAXES OUTSTANDING</b>	
Streets and Drainage	<b>1,383,337.33</b>	Public Works	<b>293,408.84</b>	Beginning Balance	<b>951,452.22</b>
Sewers and Sewage Processing	<b>2,231,900.00</b>	Buildings and Grounds	<b>770,170.10</b>	Collected	<b>821,164.69</b>
Garbage and Trash Disposal		Library and Education		Cancelled, Abated or Adjusted	<b>24,669.37</b>
Public Buildings and Grounds	<b>294,900.00</b>	Conservation		Transfers to Tax Title Liens or Foreclosed	<b>85,419.08</b>
Other Public Works	<b>55,100.00</b>	All Other		Ending Balance	<b>20,199.08</b>
<b>HEALTH and WELFARE</b>		<b>CAPITAL DEBT AUTHORIZED, ENDING BALANCE</b>		<b>TAX TITLE LIENS OUTSTANDING</b>	
Health Services Except Environmental	<b>262,695.00</b>	ISSUED AND UNISSUED		Beginning Balance	<b>15,332.55</b>
Welfare-Public Assistance	<b>51,600.00</b>	School	<b>3,344,000</b>	Transfer From Taxes	<b>103,852.81</b>
Hospital, Clinics, First Aid		Self-Liquidating	<b>333,000</b>	Redeemed	<b>109,121.79</b>
Animal, Insect, & Rodent Control	<b>10,000.00</b>	Other	<b>4,621,856</b>	Cancelled, Abated or Adjusted	
Other Welfare Services		Total	<b>8,298,856</b>	Transfers to Foreclosed Property	
<b>RECREATION and CONSERVATION</b>		<b>ISSUED AND OUTSTANDING</b>		Ending Balance	<b>10,063.57</b>
Beeches and Boardwalks		School	<b>3,344,000.00</b>	<b>PROPERTY ACQUIRED BY DEED OR FORECLOSURE</b>	
Parks, Playgrounds, Shade Trees	<b>780,600.00</b>	Self-Liquidating	<b>323,000.00</b>	Beginning Balance	<b>299,020.00</b>
Land Reclamation & Conservation		Other	<b>3,596,000.00</b>	Transfers From Taxes or Liens	
Other Recreational Services	<b>248,000.00</b>	Total	<b>7,263,000.00</b>	Sale for Cash	
<b>EDUCATION (excluding schools)</b>		<b>EQUALIZED VALUATION BASIS FOR NET DEBT COMPUTATION</b>	<b>2,776,711,961</b>	Cancelled, Abated or Adjusted	
Libraries	<b>1,010,846.00</b>	<b>REAL PROPERTY VALUATIONS</b>		Ending Balance	<b>299,020.00</b>
Other Educational Services		Code Class # of Parcels % VAL'N	<b>ASSESSED VALUATION</b>	<b>CURRENT FINANCES ENDING BALANCE</b>	
<b>STATUTORY EXPENDITURES</b>		1 Vacant Land 212 .42	<b>7,463,100.00</b>	<b>ASSETS</b>	
Pensions & F. I. C. A.	<b>1,263,900.00</b>	2 Residential 9028 87.69	<b>1,568,383,100.00</b>	Cash	<b>9,986,613.05</b>
Employee Fringe Benefits	<b>1,298,900.00</b>	3 Farm 2	<b>8,100.00</b>	Taxes Receivable	<b>946,519.30</b>
Other Statutory Expenditures		4a Commercial 419 10.36	<b>185,232,000.00</b>	Tax Title Liens	<b>10,063.57</b>
<b>MUNICIPAL FUNCTIONS</b>	<b>TOTAL 18,329,846.58</b>	4b Industrial 5 .28	<b>5,049,100.00</b>	Foreclosed Property	<b>299,020.00</b>
<b>CAPITAL IMPROVEMENTS</b>	<b>*MEMO* 3,100,000.00</b>	4c Apartments 11 1.26	<b>22,458,100.00</b>	Emergencies & Other Deferred Charges	
<b>DEBT SERVICE</b>		Total 9677	<b>1,788,593,500.00</b>	State and Federal Aid Receivable	<b>66,518.54</b>
Principal Payments	<b>600,000.00</b>	Land Area 6.50 Sq. Miles		Other Receivables	<b>1,019,251.78</b>
Interest Payments	<b>243,368.00</b>	Net Valuation Taxable-Municipal	<b>1,797,944,492</b>	Total	<b>12,327,986.24</b>
<b>DEFERRED CHARGES</b>	<b>1,178,972.81</b>	Net Valuation Taxable-County	<b>2,817,591,565</b>	<b>LIABILITIES, RESERVES, AND SURPLUS</b>	
<b>SCHOOL, COUNTY, SPECIAL DISTRICT TAXES</b>	<b>54,508,041.40</b>	State Equalized Valuation	<b>2,859,245,033</b>	Cash Liabilities	<b>6,387,958.06</b>
<b>RESERVE FOR UNCOLLECTED TAXES</b>	<b>1,915,000.00</b>	State Equalization Ratio	<b>62.76</b>	Reserves for Receivables	<b>2,274,854.65</b>
<b>EXPENDITURES</b>	<b>TOTAL 76,775,228.79</b>			Surplus	<b>3,665,173.53</b>
				Total	<b>12,327,986.24</b>

\*Includes County Health Service Taxes or County Open Space Tax. See Table 13.

0821

Population 1990 **4,573**  
 Population 1994 **4,514**  
 S & P Rating  
 Moody Rating **BAA**

General Tax Rate Per \$100. **3.90**  
 State Equalized Tax Rate **2.53**

**WESTVILLE BOROUGH - GLOUCESTER CO.**

Form of Government:  
**Borough Council**

Number of Members on Governing Body - 6

PER CAPITA:

Gross Debt **738.24**  
 Net Debt **239.00**  
 Debt Service **27.95**  
 Total Tax Levy **961.55**  
 Municipal Expenditures **674.66**

PER CENT:

Gross Debt **2.08**  
 Net Debt **.67**  
 Tax Levy Collected **96.38**  
 Tax Levy Cancelled, Abated or Adjusted **.73**

EXPENDITURES-CURRENT YEAR		REVENUES REALIZED-CURRENT YEAR		PROPERTY TAXES-CURRENT YEAR	
<b>GENERAL GOVERNMENT</b>		<b>REVENUES REALIZED-CURRENT YEAR</b>		<b>STATE EQUALIZED TAX RATE</b>	
Governing Body & Public Boards		Property Taxes Collected	<b>4,189,394.74</b>	Local District School Taxes	<b>.54</b> <b>875,275.50</b>
Municipal Clerk	<b>81,239.72</b>	Payments In Lieu of Taxes		Regional & Consolidated School Tax	<b>.63</b> <b>1,023,748.88</b>
Financial Administration	<b>30,291.00</b>	Delinquent Tax & Lien Collections	<b>140,107.35</b>	School Taxes in Municipal Budget	
Assessment of Taxes	<b>10,902.00</b>	Business Personalty Replacement Taxes	<b>45,409.08</b>	County Taxes	<b>.61</b> * <b>984,517.71</b>
Collection of Taxes	<b>31,401.00</b>	Taxes from Public Utilities	<b>239,236.00</b>	County Library Taxes	
Planning, Housing & Development	<b>349,512.10</b>	Other Miscellaneous Tax Revenues		Local Municipal Purpose Taxes	<b>.74</b> <b>1,205,237.81</b>
Human Resources	<b>49,336.30</b>	State Aid Revenues	<b>628,269.63</b>	Veteran & Senior Citizen Taxes	<b>67,900.00</b>
Elections	<b>1,737.00</b>	Federal Aid Revenues		Total Taxes for Rate Computation	<b>2.52</b> <b>4,156,679.90</b>
General Administration (other)	<b>491,523.70</b>			Special District Taxes	<b>237,805.00</b>
<b>JUDICIARY</b>		Sale of Acquired Property		Bank Corp. Taxes	
Municipal Courts	<b>50,691.00</b>	Other Miscellaneous Revenues	<b>696,318.24</b>	Added and Omitted Taxes	<b>13,861.79</b>
<b>PUBLIC SAFETY</b>		Total	<b>5,938,735.04</b>	Total Taxes Levied - ABSTRACT	<b>4,340,446.69</b>
Fire Protection	<b>2,315.04</b>	Prior Years Surplus Appropriated	<b>103,467.16</b>	Total Taxes Billed	<b>4,346,574.81</b>
Police Protection	<b>480,853.00</b>	REVENUES TOTAL	<b>6,042,202.20</b>	TAXES COLLECTED	<b>4,189,394.74</b>
Civil Defense & Disaster Control	<b>1,100.00</b>	Reserve For Uncollected Taxes	<b>169,817.24</b>	Taxes Cancelled, Abated or Adjusted	<b>31,830.15</b>
Environmental Inspection & Control	<b>20,669.08</b>	<b>CAPITAL OUTLAY TOTAL</b>		Transfer to Tax Title Liens or Foreclosed	<b>2,626.68</b>
Other Public Safety			<b>22,899.25</b>	Ending Balance	<b>122,723.24</b>
<b>PUBLIC WORKS</b>		Public Enterprises		<b>PRIOR YEARS TAXES OUTSTANDING</b>	
Streets and Drainage	<b>139,387.53</b>	Recreation-Culture		Beginning Balance	<b>141,771.89</b>
Sewers and Sewage Processing	<b>332,139.97</b>	Public Works		Collected	<b>140,107.35</b>
Garbage and Trash Disposal	<b>350,922.10</b>	Buildings and Grounds	<b>22,899.25</b>	Cancelled, Abated or Adjusted	
Public Buildings and Grounds	<b>13,141.00</b>	Library and Education		Transfers to Tax Title Liens or Foreclosed	
Other Public Works	<b>16,854.00</b>	Conservation		Ending Balance	<b>1,664.54</b>
<b>HEALTH and WELFARE</b>		All Other		<b>TAX TITLE LIENS OUTSTANDING</b>	
Health Services Except Environmental	<b>3,930.00</b>	<b>CAPITAL DEBT AUTHORIZED, ENDING BALANCE</b>		Beginning Balance	<b>11,582.13</b>
Welfare-Public Assistance	<b>3,442.05</b>	ISSUED AND UNISSUED	GROSS DEBT	Transfer From Taxes	<b>2,626.68</b>
Hospital, Clinics, First Aid		School	<b>1,155,000</b>	Redeemed	
Animal, Insect, & Rodent Control	<b>50.00</b>	Self-Liquidating	<b>1,098,540</b>	Cancelled, Abated or Adjusted	
Other Welfare Services		Other	<b>1,078,865</b>	Transfers to Foreclosed Property	
<b>RECREATION and CONSERVATION</b>		Total	<b>3,332,405</b>	Ending Balance	<b>14,208.81</b>
Beeches and Boardwalks		<b>ISSUED AND OUTSTANDING</b>		<b>PROPERTY ACQUIRED BY DEED OR FORECLOSURE</b>	
Parks, Playgrounds, Shade Trees	<b>68,301.00</b>	School	<b>1,155,000.00</b>	Beginning Balance	<b>28,300.00</b>
Land Reclamation & Conservation	<b>500.00</b>	Self-Liquidating	<b>1,067,540.15</b>	Transfers From Taxes or Liens	
Other Recreational Services	<b>11,996.00</b>	Other	<b>1,078,400.00</b>	Setle for Cash	
<b>EDUCATION (excluding schools)</b>		Total	<b>3,300,940.15</b>	Cancelled, Abated or Adjusted	
Libraries	<b>52,776.00</b>	<b>EQUALIZED VALUATION BASIS FOR NET DEBT COMPUTATION</b>		Ending Balance	<b>28,300.00</b>
Other Educational Services			<b>159,881.051</b>	<b>CURRENT FINANCES ENDING BALANCE ASSETS</b>	
<b>STATUTORY EXPENDITURES</b>		<b>REAL PROPERTY VALUATIONS</b>		Cash	<b>249,403.12</b>
Pensions & F. I. C. A	<b>108,102.89</b>	Code	Class	# of Percels	% VAL'N
Employee Fringe Benefits		1	Vacant Land	87	1.03
Other Statutory Expenditures		2	Residential	1384	70.42
<b>MUNICIPAL FUNCTIONS TOTAL</b>		3	Farm		
	<b>2,703,113.48</b>	4a	Commercial	116	15.70
<b>CAPITAL IMPROVEMENTS *MEMO*</b>		4b	Industrial	17	7.84
	<b>5,000.00</b>	4c	Apartments	11	5.01
<b>DEBT SERVICE</b>		Total		1615	
Principal Payments	<b>43,450.00</b>	Land Area	<b>1.21</b>	Sq. Miles	
Interest Payments	<b>82,731.40</b>	Net Valuation Taxable-Municipal		<b>104,908,306</b>	
<b>DEFERRED CHARGES</b>		Net Valuation Taxable-County		<b>159,886,541</b>	
SCHOOL, COUNTY, SPECIAL DISTRICT TAXES	<b>3,121,347.09</b>	State Equalized Valuation		<b>161,699,122</b>	
RESERVE FOR UNCOLLECTED TAXES	<b>169,817.24</b>	State Equalization Ratio		<b>64.76</b>	
EXPENDITURES TOTAL	<b>6,166,746.76</b>				

\*Includes County Health Service Taxes or County Open Space Tax. See Table 13.

0267  
 Population 1990 10,446  
 Population 1994 10,556  
 S & P Rating  
 Moody Rating A1

General Tax Rate Per \$100. 2.72  
 State Equalized Tax Rate 1.99

WESTWOOD BOROUGH - BERGEN COUNTY  
 Form of Government:  
 Borough Council  
 Number of Members on Governing Body - 6

PER CAPITA:  
 Gross Debt 1,256.03  
 Net Debt 1,220.57  
 Debt Service 51.64  
 Total Tax Levy 1,660.57  
 Municipal Expenditures 826.10

PER CENT:  
 Gross Debt 1.56  
 Net Debt 1.52  
 Tax Levy Collected 96.95  
 Tax Levy Cancelled, Abated or Adjusted .79

EXPENDITURES-CURRENT YEAR		REVENUES REALIZED-CURRENT YEAR		PROPERTY TAXES-CURRENT YEAR	
<b>GENERAL GOVERNMENT</b>		<b>REVENUES REALIZED-CURRENT YEAR</b>		<b>PROPERTY TAXES-CURRENT YEAR</b>	
Governing Body & Public Boards	7,500.00	Property Taxes Collected	16,997,618.00	STATE EQUALIZED TAX RATE	
Municipal Clerk	15,669.00	Payments in Lieu of Taxes		Local District School Taxes	
Financial Administration	101,791.00	Delinquent Tax & Lien Collections	634,030.00	Regional & Consolidated School Tax	1.09
Assessment of Taxes	271,500.00	Business Personality Replacement Taxes	177,901.00	School Taxes in Municipal Budget	
Collection of Taxes	129,667.00	Taxes from Public Utilities	753,606.00	County Taxes	.27 *
Planning, Housing & Development	77,093.00	Other Miscellaneous Tax Revenues		County Library Taxes	
Human Resources	128,784.00	State Aid Revenues	530,914.00	Local Municipal Purpose Taxes	.64
Elections	4,480.00	Federal Aid Revenues		Veteran & Senior Citizen Taxes	
General Administration (other)	732,527.00			Total Taxes for Rate Computation	2.00
<b>JUDICIARY</b>		Sale of Acquired Property		Special District Taxes	
Municipal Courts	74,656.00	Other Miscellaneous Revenues	1,326,550.00	Bank Corp. Taxes	
<b>PUBLIC SAFETY</b>		Total	20,420,619.00	Added and Omitted Taxes	
Fire Protection	220,425.00	Prior Years Surplus Appropriated		Total Taxes Levied - ABSTRACT	17,528,936.36
Police Protection	1,752,373.00	REVENUES TOTAL	20,420,619.00	Total Taxes Billed	17,531,585.00
Civil Defense & Disaster Control	1,681.00	Reserve For Uncollected Taxes	723,423.00	TAXES COLLECTED	16,997,618.00
Environmental Inspection & Control	56,984.00			Taxes Cancelled, Abated or Adjusted	135,924.00
Other Public Safety		<b>CAPITAL OUTLAY TOTAL</b>	<b>2,356,106.00</b>	Transfer to Tax Title Liens or Foreclosed	20,038.00
<b>PUBLIC WORKS</b>				Ending Balance	378,005.00
Streets and Drainage	694,395.00	Public Enterprises		<b>PRIOR YEARS TAXES OUTSTANDING</b>	
Sewers and Sewage Processing	997,132.00	Recreation-Culture		Beginning Balance	563,758.00
Garbage and Trash Disposal	643,080.00	Public Works	227,666.00	Collected	546,087.00
Public Buildings and Grounds	62,619.00	Buildings and Grounds	2,084,830.00	Cancelled, Abated or Adjusted	13,101.00
Other Public Works	42,000.00	Library and Education	43,610.00	Transfers to Tax Title Liens or Foreclosed	531.00
<b>HEALTH and WELFARE</b>		Conservation		Ending Balance	4,039.00
Health Services Except Environmental	113,720.00	All Other		<b>TAX TITLE LIENS OUTSTANDING</b>	
Welfare-Public Assistance	24,056.00			Beginning Balance	227,394.00
Hospital, Clinics, First Aid		<b>CAPITAL DEBT AUTHORIZED, ENDING BALANCE</b>		Transfer From Taxes	20,569.00
Animal, Insect, & Rodent Control		ISSUED AND UNISSUED		Redeemed	87,943.00
Other Welfare Services		School	51,730	Cancelled, Abated or Adjusted	1,300.00
<b>RECREATION and CONSERVATION</b>		Self-Liquidating		Transfers to Foreclosed Property	
Beeches and Boardwalks		Other	13,206,922	Ending Balance	158,720.00
Perks, Playgrounds, Shade Trees	4,600.00	Total	13,258,652	<b>PROPERTY ACQUIRED BY DEED OR FORECLOSURE</b>	
Land Reclamation & Conservation	58,870.00	ISSUED AND OUTSTANDING		Beginning Balance	349,900.00
Other Recreational Services	152,399.00	School		Transfers From Taxes or Liens	
<b>EDUCATION (excluding schools)</b>		Self-Liquidating		Sale for Cash	
Libraries	316,389.00	Other		Cancelled, Abated or Adjusted	
Other Educational Services	100.00	Total	10,950,095.00	Ending Balance	349,900.00
<b>STATUTORY EXPENDITURES</b>		<b>EQUALIZED VALUATION BASIS FOR NET DEBT COMPUTATION</b>	<b>848,319,503</b>	<b>CURRENT FINANCES ENDING BALANCE</b>	
Pensions & F. I. C. A.	176,901.00	<b>REAL PROPERTY VALUATIONS</b>		ASSETS	
Employee Fringe Benefits	503,600.00	Code	Class	# of Parcels	% VAL'N
Other Statutory Expenditures	50.00	1	Vacant Land	177	.92
<b>MUNICIPAL FUNCTIONS</b>	<b>7,365,041.00</b>	2	Residential	2997	72.37
<b>CAPITAL IMPROVEMENTS</b>	<b>60,000.00</b>	3	Farm		
<b>DEBT SERVICE</b>		4a	Commercial	227	18.06
Principal Payments	315,000.00	4b	Industrial	34	3.55
Interest Payments	230,083.00	4c	Apartments	25	5.10
<b>DEFERRED CHARGES</b>	<b>86,738.00</b>	Total	3460		
SCHOOL, COUNTY, SPECIAL DISTRICT TAXES	11,906,053.36	Lend Area	2.40	Sq. Miles	
RESERVE FOR UNCOLLECTED TAXES	723,423.00	Net Valuation Taxable-Municipal		643,167,263	
<b>EXPENDITURES TOTAL</b>	<b>20,626,338.36</b>	Net Valuation Taxable-County		821,182,014	
		State Equalized Valuation		876,693,206	
		State Equalization Ratio		73.32	
				LIABILITIES, RESERVES, AND SURPLUS	
				Cash Liabilities	1,024,905.00
				Reserves for Receivables	942,215.00
				Surplus	1,115,828.00
				Total	3,082,948.00

0123

Population 1990 1,957  
 Population 1994 2,101  
 S & P Rating  
 Moody Rating

General Tax Rate Per \$100. 2.57  
 State Equalized Tax Rate 1.83

**WEYMOUTH TOWNSHIP - ATLANTIC CO.**  
 Form of Government:  
**Township Committee**  
 Number of Members on Governing Body - 3

PER CAPITA: PER CENT:  
 Gross Debt 1,470.75 Gross Debt 4.31  
 Net Debt 448.11 Net Debt 1.31  
 Debt Service 16.70 Tax Levy Collected 89.34  
 Total Tax Levy 664.84 Tax Levy Cancelled, Abated  
 Municipal Expenditures 374.23 or Adjusted 10

EXPENDITURES-CURRENT YEAR		REVENUES REALIZED-CURRENT YEAR		PROPERTY TAXES-CURRENT YEAR	
<b>GENERAL GOVERNMENT</b>		<b>REVENUES REALIZED-CURRENT YEAR</b>		<b>STATE EQUALIZED TAX RATE</b>	
Governing Body & Public Boards		Property Taxes Collected	1,248,265.22	Local District School Taxes	1.74 863,690.00
Municipal Clerk		Payments In Lieu of Taxes		Regional & Consolidated School Tax	
Financial Administration	22,000.00	Delinquent Tax & Lien Collections	159,607.08	School Taxes in Municipal Budget	
Assessment of Taxes	15,050.00	Business Personality Replacement Taxes	8,530.92	County Taxes	.48 * 365,732.72
Collection of Taxes	30,000.00	Taxes from Public Utilities	257,062.00	County Library Taxes	.03 24,950.80
Planning, Housing & Development	14,800.00	Other Miscellaneous Tax Revenues		Local Municipal Purpose Taxes	.17 130,936.11
Human Resources	4,296.00	State Aid Revenues	122,887.74	Veteran & Senior Citizen Taxes	17,800.00
Elections		Federal Aid Revenues		Total Taxes for Rate Computation	1.82 1,403,109.63
General Administration (other)	148,000.00			Special District Taxes	
<b>JUDICIARY</b>		Sale of Acquired Property		Bank Corp. Taxes	
Municipal Courts	17,197.00	Other Miscellaneous Revenues		Added and Omitted Taxes	11,524.99
<b>PUBLIC SAFETY</b>		Total	1,898,958.64	Total Taxes Levied - ABSTRACT	1,396,834.62
Fire Protection	34,095.00	Prior Years Surplus Appropriated	140,000.00	Total Taxes Billed	1,397,267.82
Police Protection	6,000.00	<b>REVENUES TOTAL</b>	<b>2,038,958.64</b>	<b>TAXES COLLECTED</b>	<b>1,248,265.22</b>
Civil Defense & Disaster Control	7,000.00	Reserve For Uncollected Taxes	137,882.61	Taxes Cancelled, Abated or Adjusted	1,429.26
Environmental Inspection & Control	2,900.00	<b>CAPITAL OUTLAY TOTAL</b>	<b>56,251.33</b>	Transfer to Tax Title Liens or Foreclosed	26,824.97
Other Public Safety				Ending Balance	120,748.37
<b>PUBLIC WORKS</b>		Public Enterprises		<b>PRIOR YEARS TAXES OUTSTANDING</b>	
Streets and Drainage	66,740.74	Recreation-Culture		Beginning Balance	159,007.09
Sewers and Sewage Processing		Public Works	55,351.33	Collected	129,451.28
Garbage and Trash Disposal	136,000.00	Buildings and Grounds	900.00	Cancelled, Abated or Adjusted	
Public Buildings and Grounds	42,000.00	Library and Education		Transfers to Tax Title Liens or Foreclosed	8,009.60
Other Public Works		Conservation		Ending Balance	21,546.21
<b>HEALTH and WELFARE</b>		All Other		<b>TAX TITLE LIENS OUTSTANDING</b>	
Health Services Except Environmental		<b>CAPITAL DEBT AUTHORIZED, ENDING BALANCE</b>		Beginning Balance	120,717.16
Welfare-Public Assistance	1,450.00	ISSUED AND UNISSUED		Transfer From Taxes	35,672.99
Hospital, Clinics, First Aid		School	2,414,000	Redeemed	30,155.80
Animal, Insect, & Rodent Control	5,000.00	Self-Liquidating		Cancelled, Abated or Adjusted	
Other Welfare Services		Other	676,050	Transfers to Foreclosed Property	
<b>RECREATION and CONSERVATION</b>		Total	3,090,050	Ending Balance	126,234.35
Beeches and Boardwalks		<b>ISSUED AND OUTSTANDING</b>		<b>PROPERTY ACQUIRED BY DEED OR FORECLOSURE</b>	
Perks, Playgrounds, Shade Trees		School	2,414,000.00	Beginning Balance	130,235.00
Land Reclamation & Conservation		Self-Liquidating		Transfers From Taxes or Liens	
Other Recreational Services	6,600.00	Other	623,500.00	Sale for Cash	
<b>EDUCATION (excluding schools)</b>		Total	3,037,500.00	Cancelled, Abated or Adjusted	
Libraries		<b>EQUALIZED VALUATION BASIS FOR NET DEBT COMPUTATION</b>	<b>71,619,340</b>	Ending Balance	130,235.00
Other Educational Services		<b>REAL PROPERTY VALUATIONS</b>		<b>CURRENT FINANCES ENDING BALANCE</b>	
<b>STATUTORY EXPENDITURES</b>		Code Class # of Percels % VAL'N ASSESSED VALUATION		<b>ASSETS</b>	
Pensions & F. I. C. A.	14,500.00	1 Vacant Land 423 15.11 8,035,000.00		Cash	366,936.16
Employee Fringe Benefits	30,000.00	2 Residential 565 72.39 38,492,100.00		Taxes Receivable	142,294.58
Other Statutory Expenditures		3 Farm 21 .79 417,600.00		Tax Title Liens	126,234.35
<b>MUNICIPAL FUNCTIONS TOTAL</b>	<b>603,628.74</b>	4e Commercial 31 8.84 4,698,700.00		Foreclosed Property	130,235.00
<b>CAPITAL IMPROVEMENTS * MEMO *</b>	<b>20,000.00</b>	4b Industrial 2 2.87 1,526,900.00		Emergencies & Other Deferred Charges	15,200.00
<b>DEBT SERVICE</b>		4c Apartments 2 2.87 1,526,900.00		State and Federal Aid Receivable	51,000.00
Principal Payments	25,000.00	Total 1042 53,170,300.00		Other Receivables	6,450.25
Interest Payments	10,080.00	Land Area 12.00 Sq. Miles		Total	838,350.34
<b>DEFERRED CHARGES</b>	<b>9,666.50</b>	Net Valuation Taxable-Municipal	54,007,906	<b>LIABILITIES, RESERVES, AND SURPLUS</b>	
SCHOOL, COUNTY, SPECIAL DISTRICT TAXES	1,254,373.52	Net Valuation Taxable-County	72,324,118	Cash Liabilities	197,883.00
RESERVE FOR UNCOLLECTED TAXES	137,882.61	State Equalized Valuation	75,546,472	Reserves for Receivables	405,214.18
<b>EXPENDITURES TOTAL</b>	<b>2,040,631.37</b>	State Equalization Ratio	71.17	Surplus	235,253.16
				Total	838,350.34

\*Includes County Health Service Taxes or County Open Space Tax. See Table 13.

Population 1990 **5,405**  
 Population 1994 **5,471**  
 S & P Rating  
 Moody Rating **A**

General Tax Rate Per \$100. **5.62**  
 State Equalized Tax Rate **2.54**

**WHARTON BOROUGH - MORRIS COUNTY**  
 Form of Government:  
**Borough Council**  
 Number of Members on Governing Body - 6

PER CAPITA:  
 Gross Debt **781.04**  
 Net Debt **554.49**  
 Debt Service **82.13**  
 Total Tax Levy **1,421.52**  
 Municipal Expenditures **593.55**

PER CENT:  
 Gross Debt **1.49**  
 Net Debt **1.05**  
 Tax Levy Collected **96.97**  
 Tax Levy Cancelled, Abated or Adjusted **.21**

EXPENDITURES-CURRENT YEAR		REVENUES REALIZED-CURRENT YEAR		PROPERTY TAXES-CURRENT YEAR		
<b>GENERAL GOVERNMENT</b>		<b>REVENUES REALIZED-CURRENT YEAR</b>		<b>STATE EQUALIZED TAX RATE</b>		
Governing Body & Public Boards		Property Taxes Collected	<b>7,543,966.30</b>	Local District School Taxes	<b>1.11</b>	
Municipal Clerk		Payments in Lieu of Taxes		Regional & Consolidated School Tax	<b>.58</b>	
Financial Administration	<b>81,080.00</b>	Delinquent Tax & Lien Collections	<b>192,673.74</b>	School Taxes in Municipal Budget		
Assessment of Taxes	<b>171,728.00</b>	Business Personally Replacement Taxes	<b>113,061.64</b>	County Taxes	<b>.32</b> *	
Collection of Taxes	<b>24,339.07</b>	Taxes from Public Utilities	<b>310,460.00</b>	County Library Taxes		
Planning, Housing & Development	<b>47,713.49</b>	Other Miscellaneous Tax Revenues		Local Municipal Purpose Taxes	<b>.53</b>	
Human Resources	<b>63,135.00</b>	State Aid Revenues	<b>367,997.21</b>	Veteran & Senior Citizen Taxes		
Elections	<b>1,500.00</b>	Federal Aid Revenues		Total Taxes for Rate Computation	<b>2.54</b>	
General Administration (other)	<b>354,709.30</b>			Special District Taxes	<b>443,059.93</b>	
<b>JUDICIARY</b>		Sale of Acquired Property		Bank Corp. Taxes		
Municipal Courts	<b>27,821.00</b>	Other Miscellaneous Revenues	<b>378,149.02</b>	Added and Omitted Taxes	<b>6,392.86</b>	
<b>PUBLIC SAFETY</b>		Total	<b>8,906,307.91</b>	Total Taxes Levied - ABSTRACT	<b>7,777,153.78</b>	
Fire Protection	<b>48,262.03</b>	Prior Years Surplus Appropriated	<b>460,031.00</b>	Total Taxes Billed	<b>7,779,602.67</b>	
Police Protection	<b>723,047.08</b>	REVENUES TOTAL	<b>9,366,338.91</b>	TAXES COLLECTED	<b>7,543,966.30</b>	
Civil Defense & Disaster Control	<b>1,964.68</b>	Reserve For Uncollected Taxes	<b>321,590.00</b>	Taxes Cancelled, Abated or Adjusted	<b>16,416.85</b>	
Environmental Inspection & Control	<b>36,503.36</b>	<b>CAPITAL OUTLAY TOTAL</b>		Transfer to Tax Title Liens or Foreclosed	<b>48,165.96</b>	
Other Public Safety			<b>566,249.03</b>	Ending Balance	<b>171,053.56</b>	
<b>PUBLIC WORKS</b>		Public Enterprises		<b>PRIOR YEARS TAXES OUTSTANDING</b>		
Streets and Driveways	<b>278,757.00</b>	Recreation-Culture		Beginning Balance	<b>183,604.19</b>	
Sewers and Sewage Processing		Public Works	<b>43,748.97</b>	Collected	<b>173,561.23</b>	
Garbage and Trash Disposal		Buildings and Grounds	<b>522,500.06</b>	Cancelled, Abated or Adjusted	<b>1,931.07</b>	
Public Buildings and Grounds	<b>38,780.00</b>	Library and Education		Transfers to Tax Title Liens or Foreclosed		
Other Public Works		Conservation		Ending Balance	<b>8,111.89</b>	
<b>HEALTH and WELFARE</b>		All Other		<b>TAX TITLE LIENS OUTSTANDING</b>		
Health Services Except Environmental	<b>68,357.31</b>	<b>CAPITAL DEBT AUTHORIZED, ENDING BALANCE</b>		Beginning Balance	<b>118,125.67</b>	
Welfare-Public Assistance	<b>3,305.00</b>	ISSUED AND UNISSUED		Transfer From Taxes	<b>48,165.96</b>	
Hospital, Clinics, First Aid		School	<b>404,822</b>	Redeemed	<b>19,112.51</b>	
Animal, Insect, & Rodent Control		Self-Liquidating	<b>834,645</b>	Cancelled, Abated or Adjusted		
Other Welfare Services		Other	<b>3,033,617</b>	Transfers to Foreclosed Property		
<b>RECREATION and CONSERVATION</b>		Total	<b>4,273,085</b>	Ending Balance	<b>147,179.12</b>	
Beeches and Boardwalks		<b>ISSUED AND OUTSTANDING</b>		<b>PROPERTY ACQUIRED BY DEED OR FORECLOSURE</b>		
Parks, Playgrounds, Shade Trees	<b>17,000.00</b>	School	<b>404,822.19</b>	Beginning Balance	<b>47,200.00</b>	
Land Reclamation & Conservation	<b>500.00</b>	Self-Liquidating	<b>731,371.45</b>	Transfers From Taxes or Liens		
Other Recreational Services	<b>43,431.41</b>	Other	<b>2,694,000.00</b>	Sale for Cash		
<b>EDUCATION (excluding schools)</b>		Total	<b>3,830,193.64</b>	Cancelled, Abated or Adjusted		
Libraries	<b>99,586.86</b>	<b>EQUALIZED VALUATION BASIS FOR NET DEBT COMPUTATION</b>		Ending Balance	<b>47,200.00</b>	
Other Educational Services		<b>REAL PROPERTY VALUATIONS</b>		<b>CURRENT FINANCES ENDING BALANCE</b>		
<b>STATUTORY EXPENDITURES</b>		Code	Class	# of Parcels	% VAL'N	ASSESSED VALUATION
Pensions & F. I. C. A.	<b>123,940.41</b>	1	Vacant Land	97	2.77	<b>3,597,800.00</b>
Employee Fringe Benefits	<b>170,000.00</b>	2	Residential	1540	75.28	<b>97,639,400.00</b>
Other Statutory Expenditures	<b>6,000.00</b>	3	Fern	3	.05	<b>65,100.00</b>
<b>MUNICIPAL FUNCTIONS</b>		4e	Commercial	69	11.17	<b>14,490,400.00</b>
CAPITAL IMPROVEMENTS	<b>25,000.00</b>	4b	Industrial	12	8.34	<b>10,814,200.00</b>
DEBT SERVICE		4c	Apartments	8	2.38	<b>3,092,700.00</b>
Principal Payments	<b>326,300.00</b>	Total	<b>1729</b>			<b>129,699,600.00</b>
Interest Payments	<b>123,014.07</b>	Land Area	<b>1.95</b>	Sq. Miles		
<b>DEFERRED CHARGES</b>		Net Valuation Taxable-Municipal				<b>130,198,044</b>
SCHOOL, COUNTY, SPECIAL DISTRICT TAXES	<b>44,937.00</b>	Net Valuation Taxable-County				<b>291,370,965</b>
RESERVE FOR UNCOLLECTED TAXES	<b>6,253,797.92</b>	State Equalized Valuation				<b>287,698,621</b>
EXPENDITURES TOTAL	<b>9,501,099.99</b>	State Equalization Ratio				<b>45.16</b>
				<b>LIABILITIES, RESERVES, AND SURPLUS</b>		
				Cash Liabilities	<b>569,068.08</b>	
				Reserves for Receivables	<b>373,544.57</b>	
				Surplus	<b>687,580.42</b>	
				Total	<b>1,630,193.07</b>	

\*Includes County Health Service Taxes or County Open Space Tax. See Table 13.

2123

Population 1990 **3,603**  
 Population 1994 **3,825**  
 S & P Rating  
 Moody Rating

General Tax Rate Per \$100. **1.71**  
 State Equalized Tax Rate **1.76**

**WHITE TOWNSHIP - WARREN COUNTY**  
 Form of Government:  
**Township Committee**  
 Number of Members on Governing Body - 3

PER CAPITA:  
 Gross Debt **22.35**  
 Net Debt **22.35**  
 Debt Service **8.27**  
 Total Tax Levy **1,414.48**  
 Municipal Expenditures **378.61**

PER CENT:  
 Gross Debt **.03**  
 Net Debt **.03**  
 Tax Levy Collected **94.88**  
 Tax Levy Cancelled, Abated or Adjusted **.02**

EXPENDITURES-CURRENT YEAR		REVENUES REALIZED-CURRENT YEAR		PROPERTY TAXES-CURRENT YEAR	
<b>GENERAL GOVERNMENT</b>		<b>REVENUES REALIZED-CURRENT YEAR</b>		<b>STATE EQUALIZED TAX RATE</b>	
Governing Body & Public Boards		Property Taxes Collected	<b>5,155,340.01</b>	Local District School Taxes	<b>1.07</b>
Municipal Clerk		Payments in Lieu of Taxes		Regional & Consolidated School Tax	
Financial Administration	<b>26,317.00</b>	Deinquent Tax & Lien Collections	<b>228,676.64</b>	School Taxes in Municipal Budget	
Assessment of Taxes	<b>71,146.00</b>	Business Parsonely Replacement Taxes	<b>65,818.56</b>	County Taxes	<b>.63 *</b>
Collection of Taxes	<b>27,749.00</b>	Taxes from Public Utilities	<b>218,222.00</b>	County Library Taxes	<b>.06</b>
Planning, Housing & Development	<b>40,171.04</b>	Other Miscellaneous Tax Revenues		Local Municipal Purpose Taxes	
Humen Resources	<b>33,757.84</b>	State Aid Revenues	<b>183,389.95</b>	Veteran & Senior Citizen Taxes	
Elections		Federet Aid Revenues		Total Taxes for Rate Computation	<b>1.76</b>
General Administration (other)	<b>224,647.69</b>			Special District Taxes	
<b>JUDICIARY</b>		Sale of Acquired Property	<b>930,755.20</b>	Bank Corp. Taxes	
Municipal Courts	<b>38,325.76</b>	Other Miscellaneous Revenues		Added and Omitted Taxes	<b>173,786.59</b>
<b>PUBLIC SAFETY</b>		Total	<b>6,782,202.36</b>	Total Taxes Levied - ABSTRACT	<b>5,410,382.70</b>
Fire Protection	<b>43,512.00</b>	Prior Years Surplus Appropriated	<b>280,130.44</b>	Total Taxes Billed	<b>5,433,404.04</b>
Police Protection	<b>10,500.00</b>	REVENUES TOTAL	<b>7,062,332.80</b>	TAXES COLLECTED	<b>5,155,340.01</b>
Police & Disaster Control	<b>3,124.00</b>	Reserve For Uncollected Taxes	<b>360,500.00</b>	Taxes Cancelled, Abated or Adjusted	<b>902.40</b>
Environmental Inspection & Control	<b>47,548.92</b>	<b>CAPITAL OUTLAY TOTAL</b>		Trenslar to Tax Title Liens or Foreclosed	<b>32,244.48</b>
Other Public Safety		<b>204,362.29</b>		Ending Balance	<b>244,917.15</b>
<b>PUBLIC WORKS</b>		Public Enterprises		<b>PRIOR YEARS TAXES OUTSTANDING</b>	
Streets end Drainage	<b>247,025.11</b>	Recreation-Culture	<b>60,820.00</b>	Beginning Balance	<b>356,658.98</b>
Sewers end Sewage Processing	<b>7,100.00</b>	Public Works	<b>106,452.00</b>	Collected	<b>162,895.68</b>
Gerbage end Tresh Disposal	<b>12,700.00</b>	Buildings end Grounds	<b>37,090.29</b>	Cancelled, Abated or Adjusted	<b>2,826.01</b>
Public Buildings end Grounds	<b>34,307.19</b>	Library end Education		Trenslars to Tax Title Liens or Foreclosed	<b>31,921.47</b>
Other Public Works		Conservation		Ending Balance	<b>159,015.82</b>
<b>HEALTH end WELFARE</b>		All Other		<b>TAX TITLE LIENS OUTSTANDING</b>	
Health Services Except Environmental	<b>300.00</b>	<b>CAPITAL DEBT AUTHORIZED, ENDING BALANCE</b>		Beginning Balance	<b>104,105.28</b>
Welfare-Public Assistance	<b>2,500.00</b>	ISSUED AND UNISSUED		Transfer From Taxes	<b>69,321.96</b>
Hospital, Clinics, First Aid		School		Redeemed	<b>65,780.96</b>
Animel, Insect, & Rodent Control	<b>3,852.27</b>	Self-Liquidating		Cancelled, Abated or Adjusted	
Other Welfare Services		Other	<b>85,500</b>	Trenslars to Foreclosed Property	<b>18,618.11</b>
<b>RECREATION end CONSERVATION</b>		Total	<b>85,500</b>	Ending Balance	<b>89,028.17</b>
Beeches end Boardwalks		<b>ISSUED AND OUTSTANDING</b>		<b>PROPERTY ACQUIRED BY DEED OR FORECLOSURE</b>	
Perks, Playgrounds, Shade Trees	<b>4,681.99</b>	School		Beginning Balance	<b>680,581.89</b>
Land Recliemelon & Conservation	<b>7,925.00</b>	Self-Liquidating		Trenslars From Taxes or Liens	<b>18,618.11</b>
Other Recreational Services	<b>5,095.00</b>	Other	<b>85,500.00</b>	Sale for Cash	
<b>EDUCATION (excluding schools)</b>		Total	<b>85,500.00</b>	Cancelled, Abated or Adjusted	
Libraries		<b>EQUALIZED VALUATION BASIS</b>		Ending Balance	<b>699,200.00</b>
Other Educationel Services	<b>2,800.00</b>	<b>FOR NET DEBT COMPUTATION</b>		<b>CURRENT FINANCES ENDING BALANCE</b>	
<b>STATUTORY EXPENDITURES</b>		<b>REAL PROPERTY VALUATIONS</b>		<b>ASSETS</b>	
Pensions & F. I. C. A.	<b>43,912.43</b>	Code	Class	# of Parcels	% VAL'N
Employee Fringe Benelits	<b>44,000.00</b>	1	Vacant Land	418	7.11
Other Statutory Expenditures	<b>1,437.57</b>	2	Residential	985	45.22
<b>MUNICIPAL FUNCTIONS TOTAL</b>		3	Farm	366	4.33
<b>984,435.81</b>		4e	Commercial	72	6.22
<b>CAPITAL IMPROVEMENTS *MEMO*</b>		4b	Industriet	2	35.40
<b>160,000.00</b>		4c	Apartments	5	1.73
<b>DEBT SERVICE</b>		Total	<b>1848</b>	<b>ASSESSED VALUATION</b>	
Principal Payments	<b>28,500.00</b>	Land Area	<b>27.35</b>	Sq. Milas	
Intarrest Payments	<b>3,135.00</b>	Net Veltuon Taxable-Municipel			<b>307,579,956</b>
<b>DEFERRED CHARGES</b>		Net Veltuon Taxable-County			<b>284,902,583</b>
SCHOOL, COUNTY, SPECIAL DISTRICT TAXES	<b>5,236,596.11</b>	State Equalized Valuation			<b>299,560,083</b>
RESERVE FOR UNCOLLECTED TAXES	<b>360,500.00</b>	State Equalization Ratio			<b>102.69</b>
EXPENDITURES TOTAL	<b>6,684,766.92</b>			<b>LIABILITIES, RESERVES, AND SURPLUS</b>	
				Cash	<b>3,537,947.36</b>
				Taxes Receivable	<b>409,644.97</b>
				Tax Title Liens	<b>89,028.17</b>
				Foreclosed Property	<b>689,200.00</b>
				Emergancies & Other Dalarred Charges	<b>34,749.86</b>
				State end Federal Aid Receivable	
				Other Receivables	<b>50,362.54</b>
				Total	<b>4,810,932.90</b>
				<b>Cash Liabilities</b>	
				Reserves for Receivables	<b>1,238,235.68</b>
				Surplus	<b>3,086,862.65</b>
				Total	<b>4,810,932.90</b>

\*includes County Health Service Taxes or County Open Space Tax. See Table 13.

0514

Population 1990 4,484
Population 1994 4,498
S & P Rating
Moody Rating BAA

General Tax Rate Per \$100 2.67
State Equalized Tax Rate 2.93

WILDWOOD CITY - CAPE MAY COUNTY
Form of Government:
Mayor-Council Plan D (OMCL 50)
Number of Members on Governing Body - 5

PER CAPITA:
Gross Debt 5,539.68
Net Debt 2,816.02
Debt Service 495.22
Total Tax Levy 3,696.25
Municipal Expenditures 3,614.05
PER CENT:
Gross Debt 4.31
Net Debt 2.19
Tax Levy Collected 83.83
Tax Levy Cancelled, Abated or Adjusted

Table with 6 main columns: GENERAL GOVERNMENT, PUBLIC SAFETY, PUBLIC WORKS, HEALTH and WELFARE, RECREATION and CONSERVATION, EDUCATION (excluding schools), STATUTORY EXPENDITURES, MUNICIPAL FUNCTIONS, CAPITAL IMPROVEMENTS, DEBT SERVICE, DEFERRED CHARGES, SCHOOL, COUNTY, SPECIAL DISTRICT TAXES, REVENUES REALIZED-CURRENT YEAR, CAPITAL OUTLAY, CAPITAL DEBT AUTHORIZED, ENDING BALANCE, EQUALIZED VALUATION BASIS, REAL PROPERTY VALUATIONS, PROPERTY TAXES-CURRENT YEAR, TAXES COLLECTED, PRIOR YEARS TAXES OUTSTANDING, PROPERTY ACQUIRED BY DEED OR FORECLOSURE, CURRENT FINANCES ENDING BALANCE, ASSETS, LIABILITIES, RESERVES, AND SURPLUS.

0515

Population 1990 **3,631**  
 Population 1994 **3,646**  
 S & P Rating  
 Moody Rating **A**

General Tax Rate Per \$100. **1.54**  
 State Equalized Tax Rate **1.90**

**WILDWOOD CREST BORO. - CAPE MAY CO.**

Form of Government:  
**Commission (1911)**

Number of Members on Governing Body - 3

PER CAPITA:  
 Gross Debt **2,797.37**  
 Net Debt **2,797.37**  
 Debt Service **345.17**  
 Total Tax Levy **3,569.62**  
 Municipal Expenditures **3,398.85**

PER CENT:  
 Gross Debt **1.42**  
 Net Debt **1.42**  
 Tax Levy Collected **93.66**  
 Tax Levy Cancelled, Abated or Adjusted **.01**

EXPENDITURES-CURRENT YEAR		REVENUES REALIZED-CURRENT YEAR		PROPERTY TAXES-CURRENT YEAR	
<b>GENERAL GOVERNMENT</b>		<b>REVENUES REALIZED-CURRENT YEAR</b>		<b>PROPERTY TAXES-CURRENT YEAR</b>	
Governing Body & Public Boards		Property Taxes Collected	<b>12,158,731.20</b>	STATE EQUALIZED TAX RATE	<b>1.58</b>
Municipal Clerk		Payments in Lieu of Taxes		Local District School Taxes	<b>3,978,685.00</b>
Financial Administration	<b>132,804.92</b>	Delinquent Tax & Lien Collections	<b>780,349.21</b>	Regional & Consolidated School Tax	
Assessment of Taxes	<b>219,061.69</b>	Business Personality Replacement Taxes	<b>124,307.52</b>	School Taxes in Municipal Budget	
Collection of Taxes	<b>89,599.28</b>	Taxes from Public Utilities	<b>347,706.00</b>	County Taxes	<b>.46 *</b>
Planning, Housing & Development	<b>30,035.01</b>	Other Miscellaneous Tax Revenues		County Library Taxes	<b>.03</b>
Human Resources	<b>121,539.59</b>	State Aid Revenues	<b>375,916.87</b>	Local Municipal Purpose Taxes	<b>.83</b>
Elections		Federal Aid Revenues		Veteran & Senior Citizen Taxes	<b>47,000.00</b>
General Administration (other)	<b>429,005.32</b>			Total Taxes for Rate Computation	<b>1.90</b>
<b>JUDICIARY</b>				Special District Taxes	
Municipal Courts	<b>134,946.22</b>	Sale of Acquired Property		Bank Corp. Taxes	
<b>PUBLIC SAFETY</b>		Other Miscellaneous Revenues	<b>6,381,149.68</b>	Added and Omitted Taxes	<b>14,800.46</b>
Fire Protection	<b>247,681.35</b>	Total	<b>18,168,160.48</b>	Total Taxes Levied - ABSTRACT	<b>13,014,830.59</b>
Police Protection	<b>1,611,928.36</b>	Prior Years Surplus Appropriated	<b>725,000.00</b>	Total Taxes Billed	<b>12,981,784.40</b>
Civil Defense & Disaster Control		<b>REVENUES TOTAL</b>	<b>18,893,160.48</b>	<b>TAXES COLLECTED</b>	<b>12,158,731.20</b>
Environmental Inspection & Control	<b>76,334.40</b>	Reserve For Uncollected Taxes	<b>861,574.05</b>	Taxes Cancelled, Abated or Adjusted	<b>748.66</b>
Other Public Safety		<b>CAPITAL OUTLAY TOTAL</b>	<b>2,021,479.79</b>	Transfer to Tax Title Liens or Foreclosed	
<b>PUBLIC WORKS</b>				Ending Balance	<b>822,304.54</b>
Streets and Drainage	<b>269,507.73</b>	Public Enterprises		<b>PRIOR YEARS TAXES OUTSTANDING</b>	
Sewers and Sewage Processing	<b>2,879,883.29</b>	Recreation-Cultura	<b>1,002,408.95</b>	Beginning Balance	<b>782,726.64</b>
Garbage and Trash Disposal	<b>620,224.03</b>	Public Works	<b>534,119.30</b>	Collected	<b>770,020.52</b>
Public Buildings and Grounds	<b>39,088.01</b>	Buildings and Grounds	<b>484,951.54</b>	Cancelled, Abated or Adjusted	<b>149.83</b>
Other Public Works	<b>480,838.54</b>	Library and Education		Transfers to Tax Title Liens or Foreclosed	
<b>HEALTH and WELFARE</b>		Conservation		Ending Balance	<b>12,556.29</b>
Health Services Except Environmental	<b>5,000.00</b>	All Other		<b>TAX TITLE LIENS OUTSTANDING</b>	
Welfare-Public Assistance	<b>10,801.04</b>			Beginning Balance	<b>10,328.69</b>
Hospital, Clinics, First Aid		<b>CAPITAL DEBT AUTHORIZED, ENDING BALANCE</b>		Transfer From Taxes	
Animal, Insect, & Rodent Control	<b>6,150.00</b>	<b>ISSUED AND UNISSUED</b>		Redeemed	<b>10,328.69</b>
Other Welfare Services		School		Cancelled, Abated or Adjusted	
<b>RECREATION and CONSERVATION</b>		Self-Liquidating		Transfers to Foreclosed Property	
Beaches and Boardwalks	<b>456,499.70</b>	Other	<b>10,199,219</b>	Ending Balance	
Perks, Playgrounds, Shade Trees	<b>15,500.00</b>	Total	<b>10,199,219</b>	<b>PROPERTY ACQUIRED BY DEED OR FORECLOSURE</b>	
Land Reclamation & Conservation	<b>6,000.00</b>	<b>ISSUED AND OUTSTANDING</b>		Beginning Balance	
Other Recreational Services	<b>150,886.32</b>	School		Transfers From Taxes or Liens	
<b>EDUCATION (excluding schools)</b>		Self-Liquidating		Sale for Cash	
Libraries		Other	<b>10,139,000.00</b>	Cancelled, Abated or Adjusted	
Other Educational Services		Total	<b>10,139,000.00</b>	Ending Balance	
<b>STATUTORY EXPENDITURES</b>		<b>EQUALIZED VALUATION BASIS FOR NET DEBT COMPUTATION</b>	<b>719,775,421</b>	<b>CURRENT FINANCES ENDING BALANCE</b>	
Pensions & F. I. C. A.	<b>447,001.00</b>	<b>REAL PROPERTY VALUATIONS</b>		<b>ASSETS</b>	
Employee Fringe Benefits	<b>1,485,554.00</b>	Code Class # of Parcels % VALN ASSESSED VALUATION		Cash	<b>1,088,894.51</b>
Other Statutory Expenditures	<b>57,230.00</b>	1 Vacant Land 147 2.62 22,056,500.00		Taxes Receivable	<b>834,860.83</b>
<b>MUNICIPAL FUNCTIONS TOTAL</b>	<b>10,023,099.80</b>	2 Residential 3624 66.03 556,841,600.00		Tax Title Liens	
<b>CAPITAL IMPROVEMENTS *MEMO*</b>	<b>165,000.00</b>	3 Farm 219 29.44 248,275,800.00		Foreclosed Property	
<b>DEBT SERVICE</b>		4a Commercial 64 1.91 16,099,800.00		Emergencies & Other Deferred Charges	<b>698,778.11</b>
Principal Payments	<b>885,000.00</b>	4b Industrial 64 1.91 16,099,800.00		State and Federal Aid Receivable	<b>243,594.00</b>
Interest Payments	<b>373,486.00</b>	4c Apartments 64 1.91 16,099,800.00		Other Receivables	<b>583,856.02</b>
<b>DEFERRED CHARGES</b>	<b>249,043.18</b>	Total 4054 843,273,700.00		Total	<b>3,449,983.47</b>
SCHOOL, COUNTY, SPECIAL DISTRICT TAXES	<b>7,309,880.30</b>	Land Area 1.03 Sq. Miles		<b>LIABILITIES, RESERVES, AND SURPLUS</b>	
RESERVE FOR UNCOLLECTED TAXES	<b>861,574.05</b>	Net Valuation Taxable-Municipal	<b>844,501,344</b>	Cash Liabilities	<b>1,035,066.27</b>
<b>EXPENDITURES TOTAL</b>	<b>19,702,083.33</b>	Net Valuation Taxable-County	<b>735,493,050</b>	Reserves for Receivables	<b>1,293,216.85</b>
		State Equalized Valuation	<b>683,156,885</b>	Surplus	<b>1,211,700.35</b>
		State Equalization Ratio	<b>123.66</b>	Total	<b>3,449,983.47</b>

Population 1990 **36,291**  
 Population 1994 **35,617**  
 S & P Rating **AAA**  
 Moody Rating **A**

General Tax Rate Per \$100. **2.83**  
 State Equalized Tax Rate **2.53**

**WILLINGBORO TWP. - BURLINGTON CO.**  
 Form of Government:  
**Council-Manager Plan E (OMCL 50)**  
 Number of Members on Governing Body - 5

PER CAPITA:  
 Gross Debt **554.89** PER CENT:  
 Net Debt **433.06** Gross Debt **1.80**  
 Debt Service **65.82** Net Debt **1.40**  
 Total Tax Levy **786.35** Tax Levy Collected **95.10**  
 Municipal Expenditures **512.65** Tax Levy Cancelled, Abated or Adjusted **.08**

EXPENDITURES-CURRENT YEAR		REVENUES REALIZED-CURRENT YEAR		PROPERTY TAXES-CURRENT YEAR	
<b>GENERAL GOVERNMENT</b>		<b>REVENUES REALIZED-CURRENT YEAR</b>		<b>STATE EQUALIZED TAX RATE</b>	
Governing Body & Public Boards	60,956.00	Property Taxes Collected	26,642,334.40	Local District School Taxes	1.16
Municipal Clerk	88,592.00	Payments in Lieu of Taxes		Regional & Consolidated School Tax	
Financial Administration	218,197.00	Delinquent Tax & Lien Collections	1,119,622.06	School Taxes in Municipal Budget	
Assessment of Taxes	127,034.00	Business Personality Replacement Taxes	146,372.64	County Taxes	.52 *
Collection of Taxes	86,684.00	Taxes from Public Utilities	1,540,820.00	County Library Taxes	
Planning, Housing & Development	6,120.00	Other Miscellaneous Tax Revenues		Local Municipal Purpose Taxes	.84
Human Resources	644,550.00	State Aid Revenues	2,763,926.77	Veteran & Senior Citizen Taxes	
Elections		Federal Aid Revenues		Total Taxes for Rate Computation	2.52
General Administration (other)	1,133,997.00			Special District Taxes	
<b>JUDICIARY</b>				Bank Corp. Taxes	
Municipal Courts	162,634.00	Sele of Acquired Property		Added and Omitted Taxes	100,436.10
<b>PUBLIC SAFETY</b>		Other Miscellaneous Revenues	1,210,960.27	Total Taxes Levied - ABSTRACT	28,007,271.36
Fire Protection	384,951.00			Total Taxes Billed	28,015,219.16
Police Protection	4,222,247.70	Prior Years Surplus Appropriated	2,700,000.00	<b>TAXES COLLECTED</b>	26,642,334.40
Civil Defense & Disaster Control	3,000.00	<b>REVENUES TOTAL</b>	36,124,036.14	Taxes Cancelled, Abated or Adjusted	23,093.00
Environmental Inspection & Control	378,539.00	Reserve For Uncollected Taxes	1,588,400.00	Transfer to Tax Title Liens or Foreclosed	
Other Public Safety	17,156.00			Ending Balance	1,349,791.76
<b>PUBLIC WORKS</b>		<b>CAPITAL OUTLAY TOTAL</b>	2,310,337.20	<b>PRIOR YEARS TAXES OUTSTANDING</b>	
Streets and Drainage	1,435,197.00			Beginning Balance	1,349,432.02
Sewers and Sewage Processing	36,439.00	Public Enterprises		Collected	1,119,477.41
Garbage and Trash Disposal	1,732,620.00	Recreation-Culture	12,576.03	Cancelled, Abated or Adjusted	20,996.36
Public Buildings and Grounds	219,198.00	Public Works	2,297,761.17	Transfers to Tax Title Liens or Foreclosed	19,614.10
Other Public Works	69,906.00	Buildings and Grounds		Ending Balance	189,344.15
<b>HEALTH and WELFARE</b>		Library and Education		<b>TAX TITLE LIENS OUTSTANDING</b>	
Health Services Except Environmental	54,546.00	Conservation		Beginning Balance	60,407.08
Welfare-Public Assistance	44,313.00	All Other		Transfer From Taxes	20,406.51
Hospital, Clinics, First Aid				Redeemed	144.65
Animal, Insect, & Rodent Control		<b>CAPITAL DEBT AUTHORIZED, ENDING BALANCE</b>		Cancelled, Abated or Adjusted	
Other Welfare Services	2,260.00	<b>ISSUED AND UNISSUED</b>		Transfers to Foreclosed Property	
<b>RECREATION and CONSERVATION</b>		<b>SCHOOL</b>		Ending Balance	80,668.94
Beeches and Boardwalks		Self-Liquidating		<b>PROPERTY ACQUIRED BY DEED OR FORECLOSURE</b>	
Perks, Playgrounds, Shade Trees		Other	15,424,468	Beginning Balance	1,430.00
Land Reclamation & Conservation	12,733.00	Total	19,763,468	Transfers From Taxes or Liens	
Other Recreational Services	413,121.00			Sele for Cash	
<b>EDUCATION (excluding schools)</b>		<b>ISSUED AND OUTSTANDING</b>		Cancelled, Abated or Adjusted	
Libraries	900,180.00	School	4,339,000.00	Ending Balance	1,430.00
Other Educational Services		Self-Liquidating		<b>CURRENT FINANCES ENDING BALANCE</b>	
<b>STATUTORY EXPENDITURES</b>		Other	15,423,000.00	<b>ASSETS</b>	
Pensions & F. I. C. A.	997,181.30	Total	19,762,000.00	Cash	7,064,260.41
Employee Fringe Benefits	747,150.00	<b>EQUALIZED VALUATION BASIS</b>		Taxes Receivable	1,539,135.91
Other Statutory Expenditures		<b>FOR NET DEBT COMPUTATION</b>	1,100,030,448	Tax Title Liens	80,668.94
<b>MUNICIPAL FUNCTIONS</b>		<b>REAL PROPERTY VALUATIONS</b>		Foreclosed Property	1,430.00
<b>CAPITAL IMPROVEMENTS</b>		<b>Code Class # of Percels % VAL'N</b>		Emergencies & Other Deferred Charges	6,409,030.50
<b>DEBT SERVICE</b>		1 Vacant Land 157 .71	6,934,900.00	State and Federal Aid Receivable	39,906.76
Principal Payments	1,535,000.00	2 Residential 10997 93.54	914,880,480.00	Other Receivables	382,883.66
Interest Payments	809,167.26	3 Farm 4 .02	211,200.00	Total	15,517,316.18
		4e Commercial 158 5.11	49,961,600.00	<b>LIABILITIES, RESERVES, AND SURPLUS</b>	
		4b Industrial 10 .62	6,076,570.00	Cash Liabilities	5,611,728.47
		4c Apartments		Reserves for Receivables	8,434,205.05
		Total 14326	978,064,750.00	Surplus	1,471,382.66
<b>DEFERRED CHARGES</b>		Land Area 7.60 Sq. Miles		Total	15,517,316.18
SCHOOL, COUNTY, SPECIAL DISTRICT TAXES	126,858.00	Net Valuation Taxable-Municipal	988,132,868		
RESERVE FOR UNCOLLECTED TAXES	18,586,735.26	Net Valuation Taxable-County	1,127,756,324		
<b>EXPENDITURES TOTAL</b>	36,845,662.52	State Equalized Valuation	1,104,222,665		
		State Equalization Ratio	89.39		

2021

Population 1990 1,576  
 Population 1994 1,571  
 S & P Rating  
 Moody Rating

General Tax Rate Per \$100. 95.92  
 State Equalized Tax Rate 12.13

WINFIELD TOWNSHIP - UNION COUNTY  
 Form of Government:  
**Township Committee**  
 Number of Members on Governing Body - 3

PER CAPITA:  
 Gross Debt  
 Net Debt  
 Debt Service  
 Total Tax Levy 847.82  
 Municipal Expenditures 527.58

PER CENT:  
 Gross Debt  
 Net Debt  
 Tax Levy Collected 100.00  
 Tax Levy Cancelled, Abated or Adjusted

EXPENDITURES-CURRENT YEAR		REVENUES REALIZED-CURRENT YEAR		PROPERTY TAXES-CURRENT YEAR	
<b>GENERAL GOVERNMENT</b>		<b>REVENUES REALIZED-CURRENT YEAR</b>		<b>PROPERTY TAXES-CURRENT YEAR</b>	
Governing Body & Public Boards		Property Taxes Collected	1,331,921.42	STATE EQUALIZED TAX RATE	7.31
Municipal Clerk		Payments in Lieu of Taxes		Local District School Taxes	824,113.00
Financial Administration	20,300.00	Delinquent Tax & Lien Collections		Regional & Consolidated School Tax	
Assessment of Taxes	2,550.00	Business Personalty Replacement Taxes	4,648.68	School Taxes in Municipal Budget	
Collection of Taxes	425.00	Taxes from Public Utilities	36,758.00	County Taxes	.49 *
Planning, Housing & Development		Other Miscellaneous Tax Revenues		County Library Taxes	
Human Resources	63,927.66	State Aid Revenues	252,171.33	Local Municipal Purpose Taxes	4.14
Elections		Federal Aid Revenues		Veteran & Senior Citizen Taxes	
General Administration (other)	133,164.50			Total Taxes for Rate Computation	12.14
<b>JUDICIARY</b>				Special District Taxes	
Municipal Courts	23,025.50	Sale of Acquired Property	32,713.82	Bank Corp. Taxes	
<b>PUBLIC SAFETY</b>		Other Miscellaneous Revenues		Added and Omitted Taxes	
Fire Protection	18,197.20	Total	1,658,213.25	Total Taxes Levied - ABSTRACT	1,331,921.42
Police Protection	311,590.00	Prior Years Surplus Appropriated	79,000.00	Total Taxes Billed	1,331,921.42
Civil Defense & Disaster Control	1,000.00	<b>REVENUES TOTAL</b>	<b>1,737,213.25</b>	<b>TAXES COLLECTED</b>	<b>1,331,921.42</b>
Environmental Inspection & Control	2,750.00	Reserve For Uncollected Taxes		Taxes Cancelled, Abated or Adjusted	
Other Public Safety				Transfer to Tax Title Liens or Foreclosed	
<b>PUBLIC WORKS</b>		<b>CAPITAL OUTLAY TOTAL</b>	<b>13,515.00</b>	Ending Balance	
Streets and Drainage	13,234.32	Public Enterprises		<b>PRIOR YEARS TAXES OUTSTANDING</b>	
Sewers and Sewage Processing	14,658.01	Recreation-Culture		Beginning Balance	
Garbage and Trash Disposal	1,500.00	Public Works	1,500.00	Collected	
Public Buildings and Grounds	30,250.00	Buildings and Grounds	12,015.00	Cancelled, Abated or Adjusted	
Other Public Works		Library and Education		Transfers to Tax Title Liens or Foreclosed	
<b>HEALTH and WELFARE</b>		Conservation		Ending Balance	
Health Services Except Environmental	35,944.00	All Other		<b>TAX TITLE LIENS OUTSTANDING</b>	
Welfare-Public Assistance	5,000.00			Beginning Balance	
Hospital, Clinics, First Aid		<b>CAPITAL DEBT AUTHORIZED, ENDING BALANCE</b>		Transfer From Taxes	
Animal, Insect, & Rodent Control	2,500.00	ISSUED AND UNISSUED		Redeemed	
Other Welfare Services		School		Cancelled, Abated or Adjusted	
<b>RECREATION and CONSERVATION</b>		Self-Liquidating		Transfers to Foreclosed Property	
Beeches and Boardwalks		Other		Ending Balance	
Perks, Playgrounds, Shade Trees		Total		<b>PROPERTY ACQUIRED BY DEED OR</b>	
Land Reclamation & Conservation	1,341.99			<b>FORECLOSURE</b>	
Other Recreational Services	5,025.00	ISSUED AND OUTSTANDING		Beginning Balance	
<b>EDUCATION (excluding schools)</b>		School		Transfers From Taxes or Liens	
Libraries	1,258.00	Self-Liquidating		Sale for Cash	
Other Educational Services		Other		Cancelled, Abated or Adjusted	
<b>STATUTORY EXPENDITURES</b>		Total		Ending Balance	
Pensions & F. I. C. A.	40,048.00	<b>EQUALIZED VALUATION BASIS</b>		<b>CURRENT FINANCES ENDING BALANCE</b>	
Employee Fringe Benefits	100,404.00	FOR NET DEBT COMPUTATION	10,590,195	ASSETS	
Other Statutory Expenditures		<b>REAL PROPERTY VALUATIONS</b>		Cash	398,934.14
<b>MUNICIPAL FUNCTIONS TOTAL</b>	<b>828,093.18</b>	Code Class # of Parcels % VAL'N	ASSESSED VALUATION	Taxes Receivable	
<b>CAPITAL IMPROVEMENTS *MEMO*</b>	<b>15,000.00</b>	1 Vacant Land 1 15.93	220,200.00	Tax Title Liens	
<b>DEBT SERVICE</b>		2 Residential 688 77.56	1,072,000.00	Foreclosed Property	
Principal Payments		3 Farm 1 6.51	90,000.00	Emergencies & Other Deferred Charges	
Interest Payments		4a Commercial 1		State and Federal Aid Receivable	3,302.61
		4b Industrial		Other Receivables	9,946.30
		4c Apartments		Total	412,183.05
		Total 690	1,382,200.00	<b>LIABILITIES, RESERVES, AND SURPLUS</b>	
<b>DEFERRED CHARGES</b>	<b>741.85</b>	Land Area .17 Sq. Miles		Cash Liabilities	130,933.47
<b>SCHOOL, COUNTY, SPECIAL DISTRICT TAXES</b>	<b>877,683.72</b>	Net Valuation Taxable-Municipal	1,388,570	Reserves for Receivables	9,946.30
<b>RESERVE FOR UNCOLLECTED TAXES</b>		Net Valuation Taxable-County	11,332,278	Surplus	271,303.28
<b>EXPENDITURES TOTAL</b>	<b>1,706,518.75</b>	State Equalized Valuation	10,932,852	Total	412,183.05
		State Equalization Ratio	12.65		

Population 1990 30,087  
 Population 1994 32,844  
 3 & P Rating  
 Moody Rating AAA

General Tax Rate Per \$100. 6.25  
 State Equalized Tax Rate 2.56

**WINSLOW TOWNSHIP - CAMDEN COUNTY**  
 Form of Government:  
**Township Committee**  
 Number of Members on Governing Body - 7

PER CAPITA:  
 Gross Debt 1,343.89  
 Net Debt 206.80  
 Debt Service 26.44  
 Total Tax Levy 905.89  
 Municipal Expenditures 524.69

PER CENT:  
 Gross Debt 4.20  
 Net Debt .65  
 Tax Levy Collected 92.73  
 Tax Levy Cancelled, Abated or Adjusted .20

EXPENDITURES-CURRENT YEAR		REVENUES REALIZED-CURRENT YEAR		PROPERTY TAXES-CURRENT YEAR	
<b>GENERAL GOVERNMENT</b>				<b>STATE EQUALIZED TAX RATE</b>	
Governing Body & Public Boards		Property Taxes Collected	27,602,128.00	Local District School Taxes	.80 8,838,791.46
Municipal Clerk		Payments in Lieu of Taxes		Regional & Consolidated School Tax	.59 6,498,115.73
Financial Administration	213,843.00	Delinquent Tax & Lien Collections	1,482,851.00	School Taxes in Municipal Budget	
Assessment of Taxes	200,692.00	Business Personalty Replacement Taxes	197,908.00	County Taxes	.84 * 9,269,601.48
Collection of Taxes	179,567.00	Taxes from Public Utilities	5,701,051.00	County Library Taxes	.03 362,487.21
Planning, Housing & Development	110,166.00	Other Miscellaneous Tax Revenues		Local Municipal Purpose Taxes	.29 3,225,824.00
Human Resources	310,668.00	State Aid Revenues	2,103,780.00	Veteran & Senior Citizen Taxes	
Elections	23,000.00	Federal Aid Revenues		Total Taxes for Rete Computation	2.55 28,392,969.88
General Administration (other)	1,238,888.00			Special District Taxes	969,774.00
<b>JUDICIARY</b>		Sale of Acquired Property		Bank Corp. Taxes	
Municipal Courts	271,488.00	Other Miscellaneous Revenues	2,069,630.00	Added and Omitted Taxes	588,564.00
<b>PUBLIC SAFETY</b>				Total Taxes Levied - ABSTRACT	29,753,157.88
Fire Protection	85,000.00	Total	39,157,348.00	Total Taxes Billed	29,766,574.00
Police Protection	3,693,872.00	Prior Years Surplus Appropriated	2,413,429.00	<b>TAXES COLLECTED</b>	27,602,128.00
Civil Defense & Disaster Control	10,086.00	<b>REVENUES</b>	<b>41,570,777.00</b>	Taxes Cancelled, Abated or Adjusted	60,803.00
Environmental Inspection & Control	254,603.00	Reserve For Uncollected Taxes	1,920,535.00	Transfer to Tax Title Liens or Foreclosed	157,749.00
Other Public Safety		<b>CAPITAL OUTLAY</b>	<b>1,978,931.00</b>	Ending Balance	1,948,894.00
<b>PUBLIC WORKS</b>				<b>PRIOR YEARS TAXES OUTSTANDING</b>	
Streets and Drainage	1,344,006.00	Public Enterprises	1,298,943.00	Beginning Balance	1,786,549.00
Sewers and Sewage Processing	24,730.00	Recreation-Culture		Collected	1,429,751.00
Garbage and Trash Disposal	2,196,460.00	Public Works	316,674.00	Cancelled, Abated or Adjusted	14,776.00
Public Buildings and Grounds	350,759.00	Buildings and Grounds	363,314.00	Transfers to Tax Title Liens or Foreclosed	113,578.00
Other Public Works	490,121.00	Library and Education		Ending Balance	228,444.00
<b>HEALTH and WELFARE</b>		Conservation		<b>TAX TITLE LIENS OUTSTANDING</b>	
Health Services Except Environmental	35,972.00	All Other		Beginning Balance	808,019.00
Welfare-Public Assistance	60,607.00			Transfer From Taxes	268,327.00
Hospital, Clinics, First Aid		<b>CAPITAL DEBT AUTHORIZED, ENDING BALANCE</b>		Redeemed	53,100.00
Animal, Insect, & Rodent Control	100.00	<b>ISSUED AND UNISSUED</b>		Cancelled, Abated or Adjusted	
Other Welfare Services		School	14,242,900	Transfers to Foreclosed Property	
<b>RECREATION and CONSERVATION</b>		Self-Liquidating	23,103,562	Ending Balance	1,023,246.00
Beeches and Boardwalks		Other	6,792,252	<b>PROPERTY ACQUIRED BY DEED OR</b>	
Perks, Playgrounds, Shade Trees	459,000.00	Total	44,138,714	<b>FORECLOSURE</b>	
Land Reclamation & Conservation	14,600.00	<b>ISSUED AND OUTSTANDING</b>		Beginning Balance	1,949,302.00
Other Recreational Services	22,000.00	School	14,242,900.74	Transfers From Taxes or Liens	
<b>EDUCATION (excluding schools)</b>		Self-Liquidating	17,602,422.00	Sale for Cash	
Libraries		Other	6,785,280.00	Cancelled, Abated or Adjusted	
Other Educational Services	77,000.00	Total	38,630,602.74	Ending Balance	1,949,302.00
<b>STATUTORY EXPENDITURES</b>		<b>EQUALIZED VALUATION BASIS</b>		<b>CURRENT FINANCES ENDING BALANCE</b>	
Pensions & F. I. C. A.	1,068,000.00	<b>FOR NET DEBT COMPUTATION</b>	<b>1,049,793,951</b>	<b>ASSETS</b>	
Employee Fringe Benefits	1,598,335.00	<b>REAL PROPERTY VALUATIONS</b>		Cash	3,959,184.00
Other Statutory Expenditures		<b>Code Class # of Parcels % VAL'N</b>		Taxes Receivable	2,177,338.00
<b>MUNICIPAL FUNCTIONS</b>		1 Vacant Land 2330 5.02	22,450,150.00	Tax Title Liens	1,023,246.00
<b>CAPITAL IMPROVEMENTS</b>	<b>TOTAL</b>	2 Residential 9521 80.17	358,324,500.00	Foreclosed Property	1,949,302.00
<b>DEBT SERVICE</b>	<b>*MEMO*</b>	3 Farm 751 2.32	10,367,950.00	Emergencies & Other Deferred Charges	443,930.00
Principal Payments	440,141.00	4e Commercial 222 6.13	27,384,500.00	State and Federal Aid Receivable	290,295.00
Interest Payments	428,218.00	4b Industrial 17 3.02	13,505,800.00	Other Receivables	359,833.00
<b>DEFERRED CHARGES</b>		4c Apartments 28 3.34	14,917,300.00	Total	10,203,128.00
SCHOOL, COUNTY, SPECIAL DISTRICT TAXES	110,335.00	Total	44,950,200.00	<b>LIABILITIES, RESERVES, AND SURPLUS</b>	
RESERVE FOR UNCOLLECTED TAXES	25,938,769.88	Land Area 57.78 Sq. Miles		Cash Liabilities	2,978,945.00
<b>EXPENDITURES</b>	<b>TOTAL</b>	Net Valuation Taxable-Municipal	451,043,095	Reserves for Receivables	5,391,957.00
		Net Valuation Taxable-County	1,084,169,691	Surplus	1,832,226.00
		State Equalized Valuation	1,096,880,670	Total	10,203,128.00
		State Equalization Ratio	40.90		

0269

Population 1990 **7,506**  
 Population 1994 **7,576**  
 S & P Rating  
 Moody Rating **A**

General Tax Rate Per \$100. **2.47**  
 State Equalized Tax Rate **2.01**

**WOOD-RIDGE BOROUGH - BERGEN CO.**  
 Form of Government:  
**Borough Council**  
 Number of Members on Governing Body - **6**

PER CAPITA:  
 Gross Debt **1,065.70**  
 Net Debt **1,026.19**  
 Debt Service **76.28**  
 Total Tax Levy **1,567.36**  
 Municipal Expenditures **886.30**

PER CENT:  
 Gross Debt **1.39**  
 Net Debt **1.34**  
 Tax Levy Collected **99.10**  
 Tax Levy Cancelled, Abated or Adjusted

EXPENDITURES-CURRENT YEAR		REVENUES REALIZED-CURRENT YEAR		PROPERTY TAXES-CURRENT YEAR	
<b>GENERAL GOVERNMENT</b>		<b>REVENUES REALIZED-CURRENT YEAR</b>		<b>STATE EQUALIZED TAX RATE</b>	
Governing Body & Public Boards		Property Taxes Collected	<b>11,801,516.13</b>	Local District School Taxes	<b>1.10</b>
Municipal Clerk		Payments in Lieu of Taxes		Regional & Consolidated School Tax	
Financial Administration	<b>114,200.00</b>	Delinquent Tax & Lien Collections	<b>103,160.10</b>	School Taxes in Municipal Budget	
Assessment of Taxes	<b>144,062.72</b>	Business Personality Replacement Taxes	<b>403,494.72</b>	County Taxes	<b>.24 *</b>
Collection of Taxes	<b>51,000.00</b>	Taxes from Public Utilities	<b>415,120.00</b>	County Library Taxes	
Planning, Housing & Development	<b>24,100.00</b>	Other Miscellaneous Tax Revenues		Local Municipal Purpose Taxes	<b>.67</b>
Human Resources	<b>135,788.00</b>	State Aid Revenues	<b>661,718.69</b>	Veteran & Senior Citizen Taxes	
Elections	<b>5,800.00</b>	Federal Aid Revenues		Total Taxes for Rate Computation	<b>2.01</b>
General Administration (other)	<b>520,450.00</b>			Special District Taxes	
<b>JUDICIARY</b>		Sale of Acquired Property		Bank Corp. Taxes	
Municipal Courts	<b>52,600.00</b>	Other Miscellaneous Revenues	<b>605,395.35</b>	Added and Omitted Taxes	<b>10,810.79</b>
<b>PUBLIC SAFETY</b>		Total	<b>13,990,404.99</b>	Total Taxes Levied - ABSTRACT	<b>11,874,335.54</b>
Fire Protection	<b>187,749.80</b>	Prior Years Surplus Appropriated	<b>650,000.00</b>	Total Taxes Billed	<b>11,909,109.71</b>
Police Protection	<b>1,428,765.00</b>	<b>REVENUES TOTAL</b>	<b>14,640,404.99</b>	<b>TAXES COLLECTED</b>	<b>11,801,516.13</b>
Police Defense & Disaster Control	<b>1,200.00</b>	Reserve For Uncollected Taxes	<b>270,018.18</b>	Taxes Cancelled, Abated or Adjusted	
Environmental Inspection & Control	<b>47,000.00</b>			Transfer to Tax Title Liens or Foreclosed	<b>49.40</b>
Other Public Safety		<b>CAPITAL OUTLAY TOTAL</b>	<b>563,925.00</b>	Ending Balance	<b>107,544.18</b>
<b>PUBLIC WORKS</b>				<b>PRIOR YEARS TAXES OUTSTANDING</b>	
Streets and Drainage	<b>478,065.58</b>	Public Enterprises		Beginning Balance	<b>108,617.20</b>
Sewers and Sewage Processing	<b>560,850.00</b>	Recreation-Culture	<b>28,063.00</b>	Collected	<b>103,160.10</b>
Garbage and Trash Disposal	<b>680,000.00</b>	Public Works	<b>142,833.00</b>	Cancelled, Abated or Adjusted	
Public Buildings and Grounds	<b>95,000.00</b>	Buildings and Grounds	<b>390,036.00</b>	Transfers to Tax Title Liens or Foreclosed	
Other Public Works	<b>167,400.00</b>	Library and Education	<b>2,993.00</b>	Ending Balance	<b>5,457.10</b>
<b>HEALTH and WELFARE</b>		Conservation		<b>TAX TITLE LIENS OUTSTANDING</b>	
Health Services Except Environmental	<b>64,100.00</b>	All Other		Beginning Balance	<b>906.09</b>
Welfare-Public Assistance	<b>3,650.00</b>			Transfer From Taxes	<b>49.40</b>
Hospital, Clinics, First Aid				Redeemed	
Animal, Insect, & Rodent Control		<b>CAPITAL DEBT AUTHORIZED, ENDING BALANCE</b>		Cancelled, Abated or Adjusted	
Other Welfare Services		<b>ISSUED AND UNISSUED</b>		Transfers to Foreclosed Property	
<b>RECREATION and CONSERVATION</b>		School	<b>299,304</b>	Ending Balance	<b>955.49</b>
Beeches and Boardwalks		Self-Liquidating		<b>PROPERTY ACQUIRED BY DEED OR FORECLOSURE</b>	
Parks, Playgrounds, Shade Trees	<b>17,500.00</b>	Other	<b>7,774,425</b>	Beginning Balance	<b>3,224,600.00</b>
Land Reclamation & Conservation	<b>92,843.00</b>	Total	<b>8,073,729</b>	Transfers From Taxes or Liens	
Other Recreational Services	<b>74,200.00</b>	<b>ISSUED AND OUTSTANDING</b>		Sale for Cash	
<b>EDUCATION (excluding schools)</b>		School		Cancelled, Abated or Adjusted	
Libraries	<b>192,049.00</b>	Self-Liquidating		Ending Balance	<b>3,224,600.00</b>
Other Educational Services		Other		<b>CURRENT FINANCES ENDING BALANCE</b>	
<b>STATUTORY EXPENDITURES</b>		Total	<b>3,871,304.00</b>	<b>ASSETS</b>	
Pensions & F. I. C. A.	<b>285,300.00</b>	<b>EQUALIZED VALUATION BASIS</b>		Cash	<b>1,353,509.43</b>
Employee Fringe Benefits	<b>403,000.00</b>	<b>FOR NET DEBT COMPUTATION</b>	<b>580,831,399</b>	Taxes Receivable	<b>113,001.28</b>
Other Statutory Expenditures		<b>REAL PROPERTY VALUATIONS</b>		Tax Title Liens	<b>955.49</b>
		Code Class # of Percels % VAL'N		Foreclosed Property	<b>3,224,600.00</b>
<b>MUNICIPAL FUNCTIONS</b>	<b>TOTAL</b>	1 Vacant Land 50 1.09	<b>5,234,700.00</b>	Emergencies & Other Deferred Charges	<b>160,000.00</b>
<b>CAPITAL IMPROVEMENTS</b>	<b>*MEMO*</b>	2 Residential 2465 73.77	<b>354,365,100.00</b>	State and Federal Aid Receivable	<b>16,152.55</b>
<b>DEBT SERVICE</b>		3 Farm		Other Receivables	<b>2,902.00</b>
Principal Payments	<b>380,000.00</b>	4e Commercial 76 8.34	<b>40,058,500.00</b>	Total	<b>4,871,120.75</b>
Interest Payments	<b>197,886.00</b>	4b Industrial 11 13.77	<b>66,126,100.00</b>	<b>LIABILITIES, RESERVES, AND SURPLUS</b>	
		4c Apartments 13 3.03	<b>14,572,700.00</b>	Cash Liabilities	<b>731,278.57</b>
		Total 2615	<b>480,357,100.00</b>	Reserves for Receivables	<b>3,341,458.77</b>
<b>DEFERRED CHARGES</b>	<b>40,000.00</b>	Land Area 1.10 Sq. Miles		Surplus	<b>798,383.41</b>
SCHOOL, COUNTY, SPECIAL DISTRICT TAXES	<b>7,908,808.17</b>	Net Valuation Taxable-Municipal	<b>481,712,507</b>	Total	<b>4,871,120.75</b>
RESERVE FOR UNCOLLECTED TAXES	<b>270,018.18</b>	Net Valuation Taxable-County	<b>501,125,864</b>		
<b>EXPENDITURES TOTAL</b>	<b>14,623,385.45</b>	State Equalized Valuation	<b>591,329,738</b>		
		State Equalization Ratio	<b>81.42</b>		

\*Includes County Health Service Taxes or County Open Space Tax. See Table 13.

0516

Population 1990 2,678  
 Population 1994 2,629  
 S & P Rating  
 Moody Rating

General Tax Rate Per \$100. 2.04  
 State Equalized Tax Rate 1.91

## WOODBINE BOROUGH - CAPE MAY CO.

Form of Government:

Borough Council

Number of Members on Governing Body - 6

PER CAPITA:  
 Gross Debt 97.38  
 Net Debt 97.38  
 Debt Service 26.56  
 Total Tax Levy 400.65  
 Municipal Expenditures 777.66

PER CENT:  
 Gross Debt .51  
 Net Debt .51  
 Tax Levy Collected 690.44  
 Tax Levy Cancelled, Abated or Adjusted .73

EXPENDITURES-CURRENT YEAR		REVENUES REALIZED-CURRENT YEAR		PROPERTY TAXES-CURRENT YEAR	
<b>GENERAL GOVERNMENT</b>				<b>STATE EQUALIZED TAX RATE 1.05</b>	
Governing Body & Public Boards		Property Taxes Collected	936,488.10	Local District School Taxes	582,333.00
Municipal Clerk		Payments in Lieu of Taxes		Regional & Consolidated School Tax	
Financial Administration	52,158.68	Delinquent Tax & Lien Collections	160,032.06	School Taxes in Municipal Budget	
Assessment of Taxes	12,745.08	Business Personalty Replacement Taxes	24,098.76	County Taxes	.41 *
Collection of Taxes	28,543.93	Taxes from Public Utilities	98,784.00	County Library Taxes	.03
Planning, Housing & Development	613,600.00	Other Miscellaneous Tax Revenues		Local Municipal Purpose Taxes	.41
Human Resources	104,975.51	State Aid Revenues	1,087,253.59	Veteran & Senior Citizen Taxes	
Elections	1,700.00	Federal Aid Revenues		Total Taxes for Rate Computation	1.90
General Administration (other)	211,832.66			Special District Taxes	
<b>JUDICIARY</b>		Sale of Acquired Property		Bank Corp. Taxes	
Municipal Courts	11,320.00	Other Miscellaneous Revenues	426,357.21	Added and Omitted Taxes	
<b>PUBLIC SAFETY</b>				Total Taxes Levied - ABSTRACT	1,053,309.01
Fire Protection	46,498.00			Total Taxes Billed	3,051.40
Police Protection	63,518.75	Prior Years Surplus Appropriated	404,000.00	<b>TAXES COLLECTED</b>	936,488.10
Civil Defense & Disaster Control	3,653.75	<b>REVENUES TOTAL</b>	3,137,013.72	Taxes Cancelled, Abated or Adjusted	22.35
Environmental Inspection & Control	5,512.52	Reserve For Uncollected Taxes	182,721.66	Transfer to Tax Title Liens or Foreclosed	20,757.86
Other Public Safety		<b>CAPITAL OUTLAY TOTAL</b>	280,930.74	Ending Balance	102,429.08
<b>PUBLIC WORKS</b>				<b>PRIOR YEARS TAXES OUTSTANDING</b>	
Streets and Drainage	185,619.13	Public Enterprises		Beginning Balance	125,437.23
Sewers and Sewage Processing		Recreation-Culture		Collected	120,346.83
Garbage and Trash Disposal	123,500.00	Public Works	83,201.74	Cancelled, Abated or Adjusted	422.80
Public Buildings and Grounds	95,925.00	Buildings and Grounds	197,729.00	Transfers to Tax Title Liens or Foreclosed	4,605.30
Other Public Works	44,000.00	Library and Education		Ending Balance	62.30
<b>HEALTH and WELFARE</b>		Conservation		<b>TAX TITLE LIENS OUTSTANDING</b>	
Health Services Except Environmental	250.00	All Other		Beginning Balance	70,060.35
Welfare-Public Assistance	4,622.22			Transfer From Taxes	26,288.22
Hospital, Clinics, First Aid		<b>CAPITAL DEBT AUTHORIZED, ENDING BALANCE</b>		Redeemed	39,685.23
Animal, Insect, & Rodent Control	8,500.00	<b>ISSUED AND UNISSUED</b>		Cancelled, Abated or Adjusted	
Other Welfare Services		School		Transfers to Foreclosed Property	6,790.26
<b>RECREATION and CONSERVATION</b>		Self-Liquidating		Ending Balance	49,853.08
Beaches and Boardwalks		Other	256,000	<b>PROPERTY ACQUIRED BY DEED OR FORECLOSURE</b>	
Perks, Playgrounds, Shade Trees	23,684.00	Total	256,000	Beginning Balance	149,410.80
Land Reclamation & Conservation	21,458.19	<b>ISSUED AND OUTSTANDING</b>		Transfers From Taxes or Liens	6,989.20
Other Recreational Services		School		Sale for Cash	
<b>EDUCATION (excluding schools)</b>		Self-Liquidating		Cancelled, Abated or Adjusted	
Libraries		Other	66,000.00	Ending Balance	156,400.00
Other Educational Services		Total	66,000.00	<b>CURRENT FINANCES ENDING BALANCE</b>	
<b>STATUTORY EXPENDITURES</b>		<b>EQUALIZED VALUATION BASIS FOR NET DEBT COMPUTATION</b>	50,466,333	<b>ASSETS</b>	
Pensions & F. I. C. A.	20,500.00	<b>REAL PROPERTY VALUATIONS</b>		Cash	836,964.35
Employee Fringe Benefits	59,000.00	Code Class # of Parcels % VAL'N		Taxes Receivable	102,491.38
Other Statutory Expenditures	2,000.00			Tax Title Liens	49,853.08
<b>MUNICIPAL FUNCTIONS TOTAL</b>	1,745,117.42	1 Vacant Land 216 5.75	2,834,400.00	Foreclosed Property	156,400.00
<b>CAPITAL IMPROVEMENTS *MEMO*</b>	100,000.00	2 Residential 480 56.27	27,756,400.00	Emergencies & Other Deferred Charges	26,721.09
<b>DEBT SERVICE</b>		3 Farm 51 4.68	2,311,100.00	State and Federal Aid Receivable	3,093.56
Principal Payments	66,000.00	4a Commercial 362 26.49	13,066,100.00	Other Receivables	621,421.22
Interest Payments	3,828.00	4b Industrial 7 2.89	1,423,900.00	Total	1,796,944.68
		4c Apartments 2 3.92	1,931,800.00	<b>LIABILITIES, RESERVES, AND SURPLUS</b>	
		Total 1118	49,323,700.00	Cash Liabilities	275,246.19
<b>DEFERRED CHARGES</b>	46,796.10	Land Area 8.00 Sq Miles		Reserves for Receivables	927,376.54
<b>SCHOOL, COUNTY, SPECIAL DISTRICT TAXES</b>	825,975.73	Net Valuation Taxable-Municipal	51,796,372	Surplus	594,321.95
<b>RESERVE FOR UNCOLLECTED TAXES</b>	182,721.66	Net Valuation Taxable-County	53,631,438	Total	1,796,944.68
<b>EXPENDITURES TOTAL</b>	2,870,438.91	State Equalized Valuation	55,095,845		
		State Equalization Ratio	93.73		

1225

Population 1990 93,086  
 Population 1994 94,382  
 S & P Rating  
 Moody Rating A1

General Tax Rate Per \$100. 4.31  
 State Equalized Tax Rate 2.28

**WOODBIDGE TWP. - MIDDLESEX COUNTY**  
 Form of Government:  
**Mayor-Council Plan F (OMCL 50)**  
 Number of Members on Governing Body - 9

PER CAPITA:  
 Gross Debt 1,666.59  
 Net Debt 1,208.83  
 Debt Service 84.32  
 Total Tax Levy 1,563.45  
 Municipal Expenditures 701.31

PER CENT:  
 Gross Debt 2.67  
 Net Debt 1.93  
 Tax Levy Collected 97.37  
 Tax Levy Cancelled, Abated or Adjusted

EXPENDITURES-CURRENT YEAR		REVENUES REALIZED-CURRENT YEAR			PROPERTY TAXES-CURRENT YEAR	
<b>GENERAL GOVERNMENT</b>					<b>STATE EQUALIZED TAX RATE</b>	
Governing Body & Public Boards	244,361.00	Property Taxes Collected	141,271,304.03		Local District School Taxes	1.43 87,589,976.00
Municipal Clerk	289,390.00	Payments in Lieu of Taxes	69,722.29		Regional & Consolidated School Tax	
Financial Administration	946,595.00	Delinquent Tax & Lien Collections	3,755,660.72		School Taxes in Municipal Budget	
Assessment of Taxes	185,536.00	Business Personalty Replacement Taxes	2,407,549.28		County Taxes	.41 * 25,348,754.26
Collection of Taxes	223,942.00	Taxes from Public Utilities	18,840,547.00		County Library Taxes	
Planning, Housing & Development	372,450.00	Other Miscellaneous Tax Revenues	92,803.11		Local Municipal Purpose Taxes	.44 26,959,089.89
Human Resources	1,810,061.00	State Aid Revenues	9,526,066.13		Veteran & Senior Citizen Taxes	
Elections		Federal Aid Revenues			Total Taxes for Rate Computation	2.28 141,123,020.15
General Administration (other)	11,529,456.00				Special District Taxes	7,593,094.02
<b>JUDICIARY</b>		Sale of Acquired Property	4,447,576.15		Bank Corp. Taxes	
Municipal Courts	779,667.00	Other Miscellaneous Revenues	180,411,226.73		Added and Omitted Taxes	70,760.52
<b>PUBLIC SAFETY</b>			Total		Total Taxes Levied - ABSTRACT	147,561,674.69
Fire Protection		Prior Years Surplus Appropriated	2,500,000.00		Total Taxes Billed	145,082,381.00
Police Protection	12,296,942.00	REVENUES TOTAL	182,911,226.73		TAXES COLLECTED	141,271,304.05
Civil Defense & Disaster Control	28,764.00	Reserve For Uncollected Taxes	5,239,466.59		Taxes Cancelled, Abated or Adjusted	
Environmental Inspection & Control		CAPITAL OUTLAY TOTAL	488,784.90		Transfer to Tax Title Liens or Foreclosed	
Other Public Safety					Ending Balance	3,811,076.95
<b>PUBLIC WORKS</b>		Public Enterprises	34,792.00		PRIOR YEARS TAXES OUTSTANDING	
Streets and Drainage	4,347,725.00	Recreation-Culture	393,044.60		Beginning Balance	4,361,352.97
Sewers and Sewage Processing		Public Works	60,948.30		Collected	2,553,536.69
Garbage and Trash Disposal	7,363,513.00	Buildings and Grounds			Cancelled, Abated or Adjusted	
Public Buildings and Grounds	431,870.00	Library and Education			Transfers to Tax Title Liens or Foreclosed	
Other Public Works	346,581.00	Conservation			Ending Balance	1,807,816.28
<b>HEALTH and WELFARE</b>		All Other			TAX TITLE LIENS OUTSTANDING	
Health Services Except Environmental	490,814.00				Beginning Balance	1,634,775.22
Welfare-Public Assistance	83,845.00				Transfer From Taxes	
Hospital, Clinics, First Aid					Redeemed	1,202,124.03
Animal, Insect, & Rodent Control	114,142.00				Cancelled, Abated or Adjusted	
Other Welfare Services	7,750.00				Transfers to Foreclosed Property	
<b>RECREATION and CONSERVATION</b>					Ending Balance	432,651.19
Beaches and Boardwalks					PROPERTY ACQUIRED BY DEED OR	
Parks, Playgrounds, Shade Trees	1,799,862.00				FORECLOSURE	
Land Reclamation & Conservation	861,284.00				Beginning Balance	1,558,181.45
Other Recreational Services	185,532.00				Transfers From Taxes or Liens	
<b>EDUCATION (excluding schools)</b>					Sale for Cash	
Libraries	4,063,000.00				Cancelled, Abated or Adjusted	
Other Educational Services	97,259.00				Ending Balance	1,558,181.45
<b>STATUTORY EXPENDITURES</b>					CURRENT FINANCES ENDING BALANCE	
Pensions & F. I. C. A.	3,332,699.00				ASSETS	
Employee Fringe Benefits					Cash	14,406,533.13
Other Statutory Expenditures	90,000.00				Taxes Receivable	5,618,893.23
<b>MUNICIPAL FUNCTIONS</b>					Tax Title Liens	432,651.19
CAPITAL IMPROVEMENTS	93,000.00				Foreclosed Property	1,558,181.45
<b>DEBT SERVICE</b>					Emergencies & Other Deferred Charges	
Principal Payments	3,560,218.32				State and Federal Aid Receivable	1,224,824.20
Interest Payments	4,398,231.94				Other Receivables	530,623.26
<b>DEFERRED CHARGES</b>					Total	23,771,706.46
SCHOOL, COUNTY, SPECIAL DISTRICT TAXES	120,531,824.28				LIABILITIES, RESERVES, AND SURPLUS	
RESERVE FOR UNCOLLECTED TAXES	5,239,466.59				Cash Liabilities	12,183,596.61
EXPENDITURES TOTAL	186,722,952.94				Reserves for Receivables	8,140,349.13
					Surplus	3,455,170.31
					Total	23,779,116.05

Population 1990 10,904  
 Population 1994 10,769  
 S & P Rating  
 Moody Rating AAA

General Tax Rate Per \$100. 2.91  
 State Equalized Tax Rate 2.77

**WOODBURY CITY - GLOUCESTER COUNTY**  
 Form of Government:  
**Special Charter (P.L. 1870 c. 271)**  
 Number of Members on Governing Body - 9

PER CAPITA:  
 Gross Debt 959.23  
 Net Debt 782.30  
 Debt Service 37.00  
 Total Tax Levy 1,057.07  
 Municipal Expenditures 659.78

PER CENT:  
 Gross Debt 2.72  
 Net Debt 2.22  
 Tax Levy Collected 95.12  
 Tax Levy Cancelled, Abated or Adjusted .43

EXPENDITURES-CURRENT YEAR		REVENUES REALIZED-CURRENT YEAR				PROPERTY TAXES-CURRENT YEAR	
<b>GENERAL GOVERNMENT</b>		<b>REVENUES REALIZED-CURRENT YEAR</b>				<b>PROPERTY TAXES-CURRENT YEAR</b>	
Governing Body & Public Boards	10,700.00	Property Taxes Collected	10,833,573.78		STATE EQUALIZED TAX RATE		
Municipal Clerk	85,000.00	Payments In Lieu of Taxes			Local District School Taxes	1.38	
Financial Administration	45,700.00	Delinquent Tax & Lien Collections	666,166.17		Regional & Consolidated School Tax		
Assessment of Taxes	96,500.00	Business Personality Replacement Taxes	161,160.20		School Taxes in Municipal Budget		
Collection of Taxes	21,300.00	Taxes from Public Utilities	736,381.00		County Taxes	.50 *	
Planning, Housing & Development	33,400.00	Other Miscellaneous Tax Revenues	1,025,073.23		County Library Taxes		
Human Resources	277,276.00	Federal Aid Revenues			Local Municipal Purpose Taxes	.81	
Elections	4,500.00				Veteran & Senior Citizen Taxes		
General Administration (other)	582,320.00				Total Taxes for Rate Computation	2.77	
<b>JUDICIARY</b>					Special District Taxes		
Municipal Courts	144,000.00				Bank Corp. Taxes		
<b>PUBLIC SAFETY</b>					Added and Omitted Taxes		
Fire Protection	289,702.50				Total Taxes Levied - ABSTRACT		
Police Protection	1,519,937.22				Total Taxes Billed	11,389,628.69	
Civil Defense & Disaster Control	11,550.00				<b>TAXES COLLECTED</b>	10,833,573.78	
Environmental Inspection & Control	161,000.00				Taxes Cancelled, Abated or Adjusted	48,471.87	
Other Public Safety					Transfer to Tax Title Liens or Foreclosed	60,849.94	
<b>PUBLIC WORKS</b>					Ending Balance	446,733.10	
Streets and Drainage	682,260.08				<b>PRIOR YEARS TAXES OUTSTANDING</b>		
Sewers and Sewage Processing	50,000.00				Beginning Balance	686,104.83	
Garbage and Trash Disposal	620,000.00				Collected	635,627.95	
Public Buildings and Grounds	97,000.00				Cancelled, Abated or Adjusted	8,308.92	
Other Public Works	36,000.00				Transfers to Tax Title Liens or Foreclosed	3,893.18	
<b>HEALTH and WELFARE</b>					Ending Balance	38,274.78	
Health Services Except Environmental	2,750.00				<b>TAX TITLE LIENS OUTSTANDING</b>		
Welfare-Public Assistance	18,100.00				Beginning Balance	327,840.82	
Hospital, Clinics, First Aid					Transfer From Taxes	65,797.58	
Animal, Insect, & Rodent Control					Redeemed	30,538.22	
Other Welfare Services					Cancelled, Abated or Adjusted		
<b>RECREATION and CONSERVATION</b>					Transfers to Foreclosed Property		
Beeches and Boardwalks					Ending Balance	363,100.18	
Perks, Playgrounds, Shade Trees	149,550.00				<b>PROPERTY ACQUIRED BY DEED OR FORECLOSURE</b>		
Land Reclamation & Conservation	10,672.31				Beginning Balance	31,130.00	
Other Recreational Services	21,000.00				Transfers From Taxes or Liens		
<b>EDUCATION (excluding schools)</b>					Settled for Cash		
Libraries	154,000.00				Cancelled, Abated or Adjusted		
Other Educational Services					Ending Balance	31,130.00	
<b>STATUTORY EXPENDITURES</b>					<b>CURRENT FINANCES ENDING BALANCE</b>		
Pensions & F. I. C. A.	317,167.00				ASSETS		
Employee Fringe Benefits	445,000.00				Cash	1,858,076.11	
Other Statutory Expenditures					Taxes Receivable	485,007.88	
<b>MUNICIPAL FUNCTIONS</b>					Tax Title Liens	363,100.18	
<b>CAPITAL IMPROVEMENTS</b>					Foreclosed Property	31,130.00	
<b>DEBT SERVICE</b>					Emergencies & Other Deferred Charges	105,000.00	
Principal Payments	339,950.00				State and Federal Aid Receivable		
Interest Payments	58,517.98				Other Receivables	382,414.44	
<b>DEFERRED CHARGES</b>					Total	3,224,728.61	
SCHOOL, COUNTY, SPECIAL DISTRICT TAXES	8,037,100.46				<b>LIABILITIES, RESERVES, AND SURPLUS</b>		
RESERVE FOR UNCOLLECTED TAXES	771,584.53				Cash Liabilities	905,375.48	
<b>EXPENDITURES</b>	<b>15,142,267.87</b>				Reserves for Receivables	1,261,652.50	
					Surplus	1,057,700.63	
					Total	3,224,728.61	

0823

Population 1990 3,392  
 Population 1994 3,348  
 S & P Rating  
 Moody Rating BAA

General Tax Rate Per \$100 3.09  
 State Equalized Tax Rate 2.67

**WOODBURY HGTS. BORO. - GLOU. CO.**  
 Form of Government:  
**Borough Council**  
 Number of Members on Governing Body - 6

PER CAPITA:  
 Gross Debt 511.43  
 Net Debt 489.03  
 Debt Service 60.99  
 Total Tax Levy 1,178.04  
 Municipal Expenditures 601.83

PER CENT:  
 Gross Debt 1.18  
 Net Debt 1.12  
 Tax Levy Collected 95.98  
 Tax Levy Cancelled, Abated or Adjusted .25

EXPENDITURES-CURRENT YEAR		REVENUES REALIZED-CURRENT YEAR		PROPERTY TAXES-CURRENT YEAR	
<b>GENERAL GOVERNMENT</b>		<b>REVENUES REALIZED-CURRENT YEAR</b>		<b>STATE EQUALIZED TAX RATE</b>	
Governing Body & Public Boards		Property Taxes Collected	3,791,869.11	Local District School Taxes	.88 1,007,366.00
Municipal Clerk		Payments in Lieu of Taxes		Regional & Consolidated School Tax	.71 1,050,468.14
Financial Administration	42,290.00	Delinquent Tax & Lien Collections	148,522.01	School Taxes in Municipal Budget	
Assessment of Taxes	24,091.00	Business Personality Replacement Taxes	41,968.00	County Taxes	.61 * 901,045.00
Collection of Taxes	17,511.00	Taxes from Public Utilities	213,770.00	County Library Taxes	.04 56,538.83
Planning, Housing & Development	7,569.00	Other Miscellaneous Tax Revenues		Local Municipal Purpose Taxes	.62 919,192.13
Human Resources	98,798.50	State Aid Revenues	276,539.94	Veteran & Senior Citizen Taxes	31,150.00
Elections	1,900.00	Federal Aid Revenues		Total Taxes for Rate Computation	2.66 3,965,760.10
General Administration (other)	245,395.00			Special District Taxes	
<b>JUDICIARY</b>		Sale of Acquired Property		Bank Corp. Taxes	
Municipal Courts	39,108.00	Other Miscellaneous Revenue	250,026.06	Added and Omitted Taxes	9,472.40
<b>PUBLIC SAFETY</b>		Total	4,722,695.12	Total Taxes Levied - ABSTRACT	3,944,082.50
Fire Protection	38,197.50	Prior Years Surplus Appropriated	217,000.00	Total Taxes Billed	3,950,529.59
Police Protection	330,859.96	<b>REVENUES TOTAL</b>	4,939,695.12	<b>TAXES COLLECTED</b>	3,791,869.11
Civil Defense & Disaster Control	500.00	Reserve For Uncollected Taxes	217,700.57	Taxes Cancelled, Abated or Adjusted	9,701.01
Environmental Inspection & Control	24,258.00	<b>CAPITAL OUTLAY TOTAL</b>	331,498.73	Transfer to Tax Title Liens or Foreclosed	
Other Public Safety				Ending Balance	149,159.47
<b>PUBLIC WORKS</b>		Public Enterprises	82,710.12	<b>PRIOR YEARS TAXES OUTSTANDING</b>	
Streets and Drainage	214,198.54	Recreation-Culture		Beginning Balance	159,373.92
Sewers and Sewage Processing		Public Works	22,967.50	Collected	148,522.01
Garbage and Trash Disposal	223,500.00	Buildings and Grounds	225,821.11	Cancelled, Abated or Adjusted	612.51
Public Buildings and Grounds	20,350.00	Library and Education		Transfers to Tax Title Liens or Foreclosed	13.73
Other Public Works	16,100.00	Conservation		Ending Balance	10,225.67
<b>HEALTH and WELFARE</b>		All Other		<b>TAX TITLE LIENS OUTSTANDING</b>	
Health Services Except Environmental	6,550.00	<b>CAPITAL DEBT AUTHORIZED, ENDING BALANCE</b>		Beginning Balance	
Welfare-Public Assistance	4,345.00	ISSUED AND UNISSUED		Transfer From Taxes	29.63
Hospital, Clinics, First Aid		School		Redeemed	
Animal, Insect, & Rodent Control	25.00	Self-Liquidating	393,200	Cancelled, Abated or Adjusted	
Other Welfare Services		Other	1,319,068	Transfers to Foreclosed Property	
<b>RECREATION and CONSERVATION</b>		Total	1,712,268	Ending Balance	29.63
Beeches and Boardwalks		<b>ISSUED AND OUTSTANDING</b>		<b>PROPERTY ACQUIRED BY DEED OR</b>	
Perks, Playgrounds, Shade Trees	3,000.00	School		<b>FORECLOSURE</b>	
Land Reclamation & Conservation	10,332.30	Self-Liquidating	393,200.00	Beginning Balance	114,785.00
Other Recreational Services	17,900.00	Other	1,319,068.40	Transfers From Taxes or Liens	
<b>EDUCATION (excluding schools)</b>		Total	1,712,268.40	Sale for Cash	
Libraries		<b>EQUALIZED VALUATION BASIS</b>		Cancelled, Abated or Adjusted	
Other Educational Services		<b>FOR NET DEBT COMPUTATION</b>	145,694,436	Ending Balance	114,785.00
<b>STATUTORY EXPENDITURES</b>		<b>REAL PROPERTY VALUATIONS</b>		<b>CURRENT FINANCES ENDING BALANCE</b>	
Pensions & F. I. C. A.	79,500.00	Code Class # of Parcels % VAL'N ASSESSED VALUATION		<b>ASSETS</b>	
Employee Fringe Benefits	124,000.00	1 Vacant Land 162 2.02 2,546,200.00		Cash	496,381.48
Other Statutory Expenditures	2,770.00	2 Residential 1041 73.77 93,178,200.00		Taxes Receivable	159,385.14
<b>MUNICIPAL FUNCTIONS TOTAL</b>	1,593,048.80	3 Farm		Tax Title Liens	29.63
<b>CAPITAL IMPROVEMENTS *MEMO*</b>	25,000.00	4e Commercial 94 19.18 24,223,700.00		Foreclosed Property	114,785.00
<b>DEBT SERVICE</b>		4b Industrial 7 4.77 6,028,400.00		Emergencies & Other Deferred Charges	25,000.00
Principal Payments	153,668.00	4c Apartments 3 .27 337,300.00		State and Federal Aid Receivable	
Interest Payments	50,525.28	Total 1307 126,313,800.00		Other Receivables	6,403.68
<b>DEFERRED CHARGES</b>		Land Area 1.23 Sq. Miles		Total	801,984.93
SCHOOL, COUNTY, SPECIAL DISTRICT TAXES	3,015,417.97	Net Valuation Taxable-Municipal	127,490,379	<b>LIABILITIES, RESERVES, AND SURPLUS</b>	
RESERVE FOR UNCOLLECTED TAXES	217,700.57	Net Valuation Taxable-County	145,833,340	Cash Liabilities	236,595.05
<b>EXPENDITURES TOTAL</b>	5,030,360.62	State Equalized Valuation	147,187,214	Reserves for Receivables	280,603.45
		State Equalization Ratio	86.51	Surplus	284,786.43
				Total	801,984.93

\*Includes County Health Service Taxes or County Open Space Tax. See Table 13.

0268

Population 1990 5,303  
 Population 1994 5,450  
 S & P Rating AA+  
 Moody Rating

General Tax Rate Per \$100. 2.05  
 State Equalized Tax Rate 1.83

## WOODCLIFF LAKE BORO. - BERGEN CO.

Form of Government:

Borough Council

Number of Members on Governing Body - 6

PER CAPITA:

Gross Debt 1,155.43  
 Net Debt 1,155.43  
 Debt Service 126.23  
 Total Tax Levy 3,162.58  
 Municipal Expenditures 1,443.77

PER CENT:

Gross Debt .67  
 Net Debt .67  
 Tax Levy Collected 98.30  
 Tax Levy Cancelled, Abated or Adjusted .27

EXPENDITURES-CURRENT YEAR		REVENUES REALIZED-CURRENT YEAR		PROPERTY TAXES-CURRENT YEAR	
<b>GENERAL GOVERNMENT</b>		<b>REVENUES REALIZED-CURRENT YEAR</b>		<b>PROPERTY TAXES-CURRENT YEAR</b>	
Governing Body & Public Boards		Property Taxes Collected 16,902,248.00		STATE EQUALIZED TAX RATE	
Municipal Clerk		Payments in Lieu of Taxes		Local District School Taxes .62 5,779,900.00	
Financial Administration 97,035.00		Delinquent Tax & Lien Collections 520,673.82		Regional & Consolidated School Tax .45 4,178,341.42	
Assessment of Taxes 327,131.41		Business Personalty Replacement Taxes 47,800.60		School Taxes In Municipal Budget	
Collection of Taxes 40,924.00		Taxes from Public Utilities 468,181.00		County Taxes .29 * 2,676,647.78	
Planning, Housing & Development 698,628.09		Other Miscellaneous Tax Revenues		County Library Taxes	
Human Resources 707,859.00		State Aid Revenues 877,702.58		Local Municipal Purpose Taxes .47 4,394,086.23	
Elections 2,195.06		Federal Aid Revenues		Veteran & Senior Citizen Taxes 21,900.00	
General Administration (other) 881,948.84		Sala of Acquired Property		Total Taxes for Rate Computation 1.83 17,050,875.43	
<b>JUDICIARY</b>		Other Miscellaneous Revenues		Special District Taxes	
Municipal Courts 71,488.24		TOTAL 20,199,948.99		Bank Corp. Taxes	
<b>PUBLIC SAFETY</b>		Prior Years Surplus Appropriated 600,000.00		Addad and Omitted Taxes 98,111.51	
Fire Protection 125,179.59		RESERVE FOR UNCOLLECTED TAXES 775,250.00		Total Taxes Levied - ABSTRACT 17,127,086.94	
Police Protection 1,265,048.44		TOTAL 20,799,948.99		Total Texas Billed 17,194,315.41	
Civil Defense & Disaster Control 2,800.00		CAPITAL OUTLAY TOTAL 1,071,531.82		TAXES COLLECTED 16,902,248.00	
Environmental Inspection & Control 46,005.00		Public Enterprises		Taxes Cancelled, Abated or Adjusted 47,080.02	
Other Public Safety		Recreation-Culture		Transfer to Tax Title Liens or Foreclosed Ending Balance 244,987.39	
<b>PUBLIC WORKS</b>		Public Works 429,653.41		<b>PRIOR YEARS TAXES OUTSTANDING</b>	
Streets and Drainage 519,696.87		Buildings and Grounds 641,878.41		Beginning Balance 625,015.34	
Sewers and Sewage Processing 599,294.62		Library and Education		Collected 520,673.82	
Garbage and Trash Disposal 342,515.78		Conservation		Cancelled, Abated or Adjusted	
Public Buildings and Grounds 67,061.00		All Other		Transfers to Tax Title Liens or Foreclosed	
Other Public Works 61,570.00		CAPITAL DEBT AUTHORIZED, ENDING BALANCE		Ending Balance 104,341.52	
<b>HEALTH and WELFARE</b>		ISSUED AND UNISSUED GROSS DEBT NET DEBT		<b>TAX TITLE LIENS OUTSTANDING</b>	
Health Services Except Environmental 22,006.00		School		Beginning Balance	
Welfare-Public Assistance 2,470.16		Self-Liquidating		Transfer From Taxes	
Hospital, Clinics, First Aid		Other		Redeamed	
Animal, Insect, & Rodent Control		Total 6,297,100 6,297,100		Cancelled, Abated or Adjusted	
Other Welfare Services		ISSUED AND OUTSTANDING		Transfers to Foreclosed Property	
<b>RECREATION and CONSERVATION</b>		School		Ending Balance	
Beeches and Boardwalks		Self-Liquidating		PROPERTY ACQUIRED BY DEED OR FORECLOSURE	
Parks, Playgrounds, Shade Trees 88,884.00		Other		Beginning Balance	
Land Reclamation & Conservation		Total 5,394,000.00 5,394,000.00		Transfers From Taxes or Liens	
Other Recreational Services 95,228.00		EQUALIZED VALUATION BASIS FOR NET DEBT COMPUTATION 936,200,445		Sala for Cash	
<b>EDUCATION (excluding schools)</b>		REAL PROPERTY VALUATIONS		Cancelled, Abated or Adjusted	
Libraries 44,000.00		Code Class # of Percels % VAL'N ASSESSED VALUATION		Ending Balance	
Other Educational Services		1 Vacant Land 119 2.94 26,445,200.00		<b>CURRENT FINANCES ENDING BALANCE</b>	
<b>STATUTORY EXPENDITURES</b>		2 Residential 1697 69.46 577,162,100.00		ASSETS	
Pensions & F. I. C. A. 274,344.00		3 Farm 19 .31 2,567,200.00		Cash 2,827,785.58	
Employee Fringe Benefits		4a Commercial 44 27.28 226,701,400.00		Taxes Receivable 349,328.91	
Other Statutory Expenditures 50.00		4b Industrial		Tax Title Liens	
<b>MUNICIPAL FUNCTIONS</b>		4c Apartments		Foreclosed Property	
CAPITAL IMPROVEMENTS *MEMO* 21,875.59		Total 1879 830,875,900.00		Emergencies & Other Deterred Charges 44,000.00	
<b>DEBT SERVICE</b>		Land Area 3.75 Sq. Miles		State and Federal Aid Receivable	
Principal Payments 495,000.00		Nat Valuation Taxable-Municipal 833,961,166		Other Receivables 163,993.76	
Interest Payments 192,958.16		Nat Valuation Taxable-County 928,722,981		Total 3,385,108.25	
<b>DEFERRED CHARGES</b>		State Equalized Valuation 932,580,623		<b>LIABILITIES, RESERVES, AND SURPLUS</b>	
22,000.00		State Equalization Ratio 89.39		Cash Liabilities 1,798,429.75	
<b>SCHOOL, COUNTY, SPECIAL DISTRICT TAXES</b>		Nat Valuation Taxable-County 928,722,981		Reserves for Receivables 513,322.67	
RESERVE FOR UNCOLLECTED TAXES 775,250.00		State Equalized Valuation 932,580,623		Surplus 1,073,355.83	
<b>EXPENDITURES TOTAL</b> 20,503,458.46		State Equalization Ratio 89.39		Total 3,385,108.25	

0339

Population 1990 **2,063**  
 Population 1994 **2,027**  
 S & P Rating  
 Moody Rating

General Tax Rate Per \$100. **2.10**  
 State Equalized Tax Rate **2.09**

**WOODLAND TWP. - BURLINGTON CO.**  
 Form of Government:  
**Township Committee**  
 Number of Members on Governing Body - 3

PER CAPITA:  
 Gross Debt **313.22** PER CENT:  
 Gross Debt **.87**  
 Net Debt **260.43** Net Debt **.73**  
 Debt Service **7.02** Tax Levy Collected **92.99**  
 Total Tax Levy **754.74** Tax Levy Cancelled, Abated  
 Municipal Expenditures **490.77** or Adjusted **.47**

EXPENDITURES-CURRENT YEAR		REVENUES REALIZED-CURRENT YEAR		PROPERTY TAXES-CURRENT YEAR	
<b>GENERAL GOVERNMENT</b>		<b>REVENUES REALIZED-CURRENT YEAR</b>		<b>STATE EQUALIZED TAX RATE</b>	
Governing Body & Public Boards		Property Taxes Collected	<b>1,423,037.00</b>	Local District School Taxes	<b>1.22</b>
Municipal Clerk		Payments In Lieu of Taxes		Regional & Consolidated School Tax	<b>891,177.00</b>
Financial Administration	<b>34,000.00</b>	Delinquent Tax & Lien Collections	<b>84,965.00</b>	School Taxes in Municipal Budget	
Assessment of Taxes	<b>28,386.00</b>	Business Personality Replacement Taxes	<b>6,643.00</b>	County Taxes	<b>.48 *</b>
Collection of Taxes	<b>35,823.00</b>	Taxes from Public Utilities	<b>101,603.00</b>	County Library Taxes	<b>.03</b>
Planning, Housing & Development	<b>77,587.00</b>	Other Miscellaneous Tax Revenues		Local Municipal Purpose Taxes	<b>.36</b>
Human Resources	<b>6,690.00</b>	State Aid Revenues	<b>328,230.00</b>	Veteran & Senior Citizen Taxes	<b>8,950.00</b>
Elections		Federal Aid Revenues		Total Taxes for Rate Computation	<b>2.09</b>
General Administration (other)	<b>144,493.00</b>			Special District Taxes	
<b>JUDICIARY</b>		Sale of Acquired Property	<b>131,867.00</b>	Bank Corp. Taxes	
Municipal Courts	<b>42,860.00</b>	Other Miscellaneous Revenues		Added and Omitted Taxes	<b>3,404.00</b>
<b>PUBLIC SAFETY</b>		Total	<b>2,076,345.00</b>	Total Taxes Levied - ABSTRACT	<b>1,529,858.73</b>
Fire Protection	<b>25,533.00</b>	Prior Years Surplus Appropriated	<b>189,294.00</b>	Total Taxes Billed	<b>1,530,300.00</b>
Police Protection	<b>14,000.00</b>	<b>REVENUES TOTAL</b>	<b>2,265,639.00</b>	<b>TAXES COLLECTED</b>	<b>1,423,037.00</b>
Civil Defense & Disaster Control	<b>2,000.00</b>	Reserve For Uncollected Taxes	<b>177,711.00</b>	Taxes Cancelled, Abated or Adjusted	<b>7,252.00</b>
Environmental Inspection & Control	<b>14,210.00</b>	<b>CAPITAL OUTLAY TOTAL</b>	<b>84,447.00</b>	Transfer to Tax Title Liens or Foreclosed	<b>33,738.00</b>
Other Public Safety				Ending Balance	<b>66,273.00</b>
<b>PUBLIC WORKS</b>		Public Enterprises		<b>PRIOR YEARS TAXES OUTSTANDING</b>	
Streets and Drainage	<b>204,616.00</b>	Recreation-Culture		Beginning Balance	<b>86,463.00</b>
Sewers and Sewage Processing	<b>5,296.00</b>	Public Works		Collected	<b>79,759.00</b>
Garbage and Trash Disposal	<b>60,450.00</b>	Buildings and Grounds	<b>84,447.00</b>	Cancelled, Abated or Adjusted	<b>3,890.00</b>
Public Buildings and Grounds	<b>20,933.00</b>	Library and Education		Transfers to Tax Title Liens or Foreclosed	<b>102.00</b>
Other Public Works		Conservation		Ending Balance	<b>2,712.00</b>
<b>HEALTH and WELFARE</b>		All Other		<b>TAX TITLE LIENS OUTSTANDING</b>	
Health Services Except Environmental	<b>3,974.00</b>	<b>CAPITAL DEBT AUTHORIZED, ENDING BALANCE</b>		Beginning Balance	<b>556,115.00</b>
Welfare-Public Assistance	<b>3,565.00</b>	ISSUED AND UNISSUED		Transfer From Taxes	<b>34,030.00</b>
Hospital, Clinics, First Aid		School	<b>107,000</b>	Redeamed	<b>5,206.00</b>
Animal, Insect, & Rodent Control	<b>4,108.00</b>	Self-Liquidating		Cancelled, Abated or Adjusted	
Other Welfare Services		Other	<b>527,899</b>	Transfers to Foreclosed Property	
<b>RECREATION and CONSERVATION</b>		Total	<b>634,899</b>	Ending Balance	<b>584,939.00</b>
Beeches and Boardwalks		<b>ISSUED AND OUTSTANDING</b>		<b>PROPERTY ACQUIRED BY DEED OR FORECLOSURE</b>	
Parks, Playgrounds, Shade Trees	<b>6,300.00</b>	School	<b>107,000.00</b>	Beginning Balance	<b>104,650.00</b>
Land Reclamation & Conservation		Self-Liquidating		Transfers From Taxes or Liens	
Other Recreational Services		Other	<b>400,000.00</b>	Sale for Cash	
<b>EDUCATION (excluding schools)</b>		Total	<b>507,000.00</b>	Cancelled, Abated or Adjusted	
Libraries		<b>EQUALIZED VALUATION BASIS FOR NET DEBT COMPUTATION</b>	<b>72,687,952</b>	Ending Balance	<b>104,650.00</b>
Other Educational Services		<b>REAL PROPERTY VALUATIONS</b>		<b>CURRENT FINANCES ENDING BALANCE</b>	
<b>STATUTORY EXPENDITURES</b>		Code Class # of Parcels % VAL'N ASSESSED VALUATION		ASSETS	
Pensions & F. I. C. A.	<b>26,300.00</b>	1 Vacant Land 3072 10.08 7,246,200.00		Cash	<b>498,076.00</b>
Employee Fringe Benefits	<b>36,000.00</b>	2 Residential 406 55.85 60,162,800.00		Taxes Receivable	<b>68,985.00</b>
Other Statutory Expenditures		3 Farm 314 7.10 5,107,865.00		Tax Title Liens	<b>584,939.00</b>
<b>MUNICIPAL FUNCTIONS TOTAL</b>	<b>797,124.00</b>	4a Commercial 23 4.13 2,968,300.00		Foreclosed Property	<b>104,650.00</b>
<b>CAPITAL IMPROVEMENTS *MEMO*</b>		4b Industrial 20 22.84 16,423,900.00		Emergencies & Other Deferred Charges	<b>16,560.00</b>
<b>DEBT SERVICE</b>		4c Apartments		State and Federal Aid Receivable	
Principal Payments		Total	<b>3835</b>	Other Receivables	<b>187,868.00</b>
Interest Payments	<b>14,225.00</b>	Land Area 95.38 Sq Miles		Total	<b>1,461,078.00</b>
<b>DEFERRED CHARGES</b>	<b>5,733.00</b>	Net Valuation Taxable-Municipal	<b>72,743,906</b>	<b>LIABILITIES, RESERVES, AND SURPLUS</b>	
<b>SCHOOL, COUNTY, SPECIAL DISTRICT TAXES</b>	<b>1,265,751.73</b>	Net Valuation Taxable-County	<b>68,743,765</b>	Cash Liabilities	<b>302,969.00</b>
<b>RESERVE FOR UNCOLLECTED TAXES</b>	<b>177,711.00</b>	State Equalized Valuation	<b>73,163,412</b>	Reserves for Receivables	<b>946,442.00</b>
<b>EXPENDITURES TOTAL</b>	<b>2,260,544.73</b>	State Equalization Ratio	<b>99.42</b>	Surplus	<b>211,667.00</b>
				Total	<b>1,461,078.00</b>

0437

Population 1990 2,547  
 Population 1994 2,501  
 S & P Rating  
 Moody Rating

General Tax Rate Per \$100. 5.22  
 State Equalized Tax Rate 3.59

WOODLYNNE BOROUGH - CAMDEN CO.

Form of Government:  
 Borough Council

Number of Members on Governing Body - 6

PER CAPITA: Gross Debt 581.34 Gross Debt 2.84  
 Net Debt 161.51 Net Debt .79  
 Debt Service 17.29 Tax Levy Collected 95.07  
 Total Tax Levy 723.25 Tax Levy Cancelled, Abated  
 Municipal Expenditures 564.74 or Adjusted .06

EXPENDITURES-CURRENT YEAR		REVENUES REALIZED-CURRENT YEAR		PROPERTY TAXES-CURRENT YEAR	
<b>GENERAL GOVERNMENT</b>				<b>STATE EQUALIZED TAX RATE</b>	
Governing Body & Public Boards		Property Taxes Collected	1,717,076.71	Local District School Taxes	1.34 674,690.50
Municipal Clerk		Payments in Lieu of Taxes		Regional & Consolidated School Tax	
Financial Administration	23,163.00	Delinquent Tax & Lien Collections	96,412.43	School Taxes in Municipal Budget	
Assessment of Taxes	4,814.00	Business Personality Replacement Taxes	9,409.52	County Taxes	.90 * 455,060.59
Collection of Taxes	2,300.00	Taxes from Public Utilities	86,185.76	County Library Taxes	.04 17,837.59
Planning, Housing & Development	20,905.00	Other Miscellaneous Tax Revenues		Local Municipal Purpose Taxes	1.31 661,264.00
Human Resources	107,858.00	State Aid Revenues	313,494.27	Veteran & Senior Citizen Taxes	41,700.00
Elections	2,088.88	Federal Aid Revenues		Total Taxes for Rate Computation	3.59 1,850,552.67
General Administration (other)	161,774.00			Special District Taxes	
<b>JUDICIARY</b>		Sale of Acquired Property		Bank Corp. Taxes	
Municipal Courts	42,810.98	Other Miscellaneous Revenues	193,989.82	Added and Omitted Taxes	
<b>PUBLIC SAFETY</b>		Total	2,416,568.51	Total Taxes Levied - ABSTRACT	1,808,852.67
Fire Protection	19,690.60	Prior Years Surplus Appropriated	140,000.00	Total Taxes Billed	1,806,067.80
Police Protection	309,002.80	<b>REVENUES TOTAL</b>	<b>2,556,568.51</b>	<b>TAXES COLLECTED</b>	<b>1,717,076.71</b>
Civil Defense & Disaster Control	500.00	Reserve For Uncollected Taxes	112,750.00	Taxes Cancelled, Abated or Adjusted	1,007.46
Environmental Inspection & Control	8,600.00	<b>CAPITAL OUTLAY TOTAL</b>	<b>316,803.72</b>	Transfer to Tax Title Liens or Foreclosed	7,771.99
Other Public Safety				Ending Balance	80,211.64
<b>PUBLIC WORKS</b>		Public Enterprises		<b>PRIOR YEARS TAXES OUTSTANDING</b>	
Streets and Drainage	127,507.62	Recreation-Culture		Beginning Balance	85,198.57
Sewers and Sewage Processing	5,100.00	Public Works	148,370.09	Collected	78,688.30
Garbage and Trash Disposal	179,000.00	Buildings and Grounds	168,433.63	Cancelled, Abated or Adjusted	14.89
Public Buildings and Grounds	48,525.00	Library and Education		Transfers to Tax Title Liens or Foreclosed	
Other Public Works	1,795.00	Conservation		Ending Balance	6,495.38
<b>HEALTH and WELFARE</b>		All Other		<b>TAX TITLE LIENS OUTSTANDING</b>	
Health Services Except Environmental		<b>CAPITAL DEBT AUTHORIZED, ENDING BALANCE</b>		Beginning Balance	30,978.22
Welfare-Public Assistance	7,175.00	ISSUED AND UNISSUED		Transfer From Taxes	7,771.99
Hospital, Clinics, First Aid		School	1,050,000	Redeemed	17,724.13
Animal, Insect, & Rodent Control	1,400.00	Self-Liquidating		Cancelled, Abated or Adjusted	
Other Welfare Services		Other	403,928	Transfers to Foreclosed Property	
<b>RECREATION and CONSERVATION</b>		Total	1,453,928	Ending Balance	21,026.08
Beeches and Boardwalks		<b>ISSUED AND OUTSTANDING</b>		<b>PROPERTY ACQUIRED BY DEED OR FORECLOSURE</b>	
Parks, Playgrounds, Shade Trees	2,500.00	School	1,050,000.00	Beginning Balance	31,200.00
Land Reclamation & Conservation		Self-Liquidating		Transfers From Taxes or Liens	
Other Recreational Services	9,000.00	Other	359,200.00	Sale for Cash	
<b>EDUCATION (excluding schools)</b>		Total	1,409,200.00	Cancelled, Abated or Adjusted	
Libraries	3,755.00	<b>EQUALIZED VALUATION BASIS</b>		Ending Balance	31,200.00
Other Educational Services		<b>FOR NET DEBT COMPUTATION</b>	51,151,395	<b>CURRENT FINANCES ENDING BALANCE</b>	
<b>STATUTORY EXPENDITURES</b>		<b>REAL PROPERTY VALUATIONS</b>		<b>ASSETS</b>	
Pensions & F. I. C. A.	69,443.00	Code Class # of Parcels % VAL'N	ASSESSED VALUATION	Cash	255,106.30
Employee Fringe Benefits	66,000.00	1 Vacant Land 20 .97	334,600.00	Taxes Receivable	86,707.02
Other Statutory Expenditures		2 Residential 870 91.12	31,526,800.00	Tax Title Liens	21,026.09
<b>MUNICIPAL FUNCTIONS TOTAL</b>	<b>1,224,707.88</b>	3 Farm		Foreclosed Property	31,200.00
<b>CAPITAL IMPROVEMENTS *MEMO*</b>	<b>10,000.00</b>	4e Commercial 38 6.62	2,289,200.00	Emergencies & Other Deferred Charges	643.47
<b>DEBT SERVICE</b>		4b Industrial		State and Federal Aid Receivable	985.30
Principal Payments	40,000.00	4c Apartments 7 1.30	448,400.00	Other Receivables	24,841.67
Interest Payments	3,250.00	Total 935	34,599,000.00	Total	420,509.84
<b>DEFERRED CHARGES</b>	<b>31,700.00</b>	Land Area .22 Sq. Miles		<b>LIABILITIES, RESERVES, AND SURPLUS</b>	
<b>SCHOOL, COUNTY, SPECIAL DISTRICT TAXES</b>	<b>1,147,588.67</b>	Net Valuation Taxable-Municipal	34,660,472	Cash Liabilities	123,995.93
<b>RESERVE FOR UNCOLLECTED TAXES</b>	<b>112,750.00</b>	Net Valuation Taxable-County	53,348,423	Reserves for Receivables	163,774.77
<b>EXPENDITURES TOTAL</b>	<b>2,559,996.55</b>	State Equalized Valuation	50,358,027	Surplus	132,739.14
		State Equalization Ratio	68.79	Total	420,509.84

Population 1990 3,154  
 Population 1994 3,072  
 S & P Rating  
 Moody Rating

General Tax Rate Per \$100. 2.72  
 State Equalized Tax Rate 2.60

WOODSTOWN BORO. - SALEM CO.

Form of Government:  
 Borough Council

Number of Members on Governing Body - 6

PER CAPITA:

Gross Debt 1,203.74  
 Net Debt 74.87  
 Debt Service 15.39  
 Total Tax Levy 1,102.14  
 Municipal Expenditures 621.87

PER CENT:

Gross Debt 2.91  
 Net Debt .18  
 Tax Levy Collected 94.34  
 Tax Levy Cancelled, Abated or Adjusted .11

EXPENDITURES-CURRENT YEAR		REVENUES REALIZED-CURRENT YEAR		PROPERTY TAXES-CURRENT YEAR	
<b>GENERAL GOVERNMENT</b>		<b>REVENUES REALIZED-CURRENT YEAR</b>		<b>PROPERTY TAXES-CURRENT YEAR</b>	
Governing Body & Public Boards		Property Taxes Collected 3,201,911.95		STATE EQUALIZED TAX RATE	
Municipal Clerk		Payments in Lieu of Taxes 619.52		Local District School Taxes	
Financial Administration 31,600.00		Delinquent Tax & Lien Collections 172,982.96		Regional & Consolidated School Tax 1.26 1,644,279.88	
Assessment of Taxes 14,035.00		Business Personality Replacement Taxes 21,686.64		School Taxes in Municipal Budget	
Collection of Taxes 20,000.00		Taxes from Public Utilities 137,596.00		County Taxes .83 * 1,077,237.04	
Planning, Housing & Development 11,430.00		Other Miscellaneous Tax Revenues		County Library Taxes	
Human Resources 118,995.85		State Aid Revenues 548,666.77		Local Municipal Purpose Taxes .51 659,000.00	
Elections 700.00		Federal Aid Revenues		Veteran & Senior Citizen Taxes 29,250.00	
General Administration (other) 414,950.00		Sale of Acquired Property		Total Taxes for Rate Computation 2.60 3,409,766.92	
<b>JUDICIARY</b>		Other Miscellaneous Revenues 278,264.13		Special District Taxes	
Municipal Courts 50,500.00		Prior Years Surplus Appropriated 212,520.23		Bank Corp. Taxes	
<b>PUBLIC SAFETY</b>		REVENUES TOTAL 4,574,248.20		Added and Omitted Taxes 5,251.40	
Fire Protection 30,014.40		Reserve For Uncollected Taxes 227,542.50		Total Taxes Levied - ABSTRACT 3,385,768.32	
Police Protection 351,062.85		CAPITAL OUTLAY TOTAL 139,101.21		Total Taxes Billed 3,394,086.15	
Civil Defense & Disaster Control 3,550.00		Public Enterprises 110,908.99		TAXES COLLECTED 3,201,911.95	
Environmental Inspection & Control 31,205.00		Recreation-Culture		Taxes Cancelled, Abated or Adjusted 3,592.68	
Other Public Safety		Public Works 28,192.22		Transfer to Tax Title Liens or Foreclosed 16,471.40	
<b>PUBLIC WORKS</b>		Buildings and Grounds		Ending Balance 172,110.12	
Streets and Drainage 185,193.16		Library and Education		<b>PRIOR YEARS TAXES OUTSTANDING</b>	
Sewers and Sewage Processing		Conservation		Beginning Balance 180,252.75	
Garbage and Trash Disposal 131,850.00		All Other		Collected 168,266.00	
Public Buildings and Grounds 48,000.00		CAPITAL DEBT AUTHORIZED, ENDING BALANCE		Cancelled, Abated or Adjusted	
Other Public Works		ISSUED AND UNISSUED GROSS DEBT NET DEBT		Transfers to Tax Title Liens or Foreclosed 11,986.75	
<b>HEALTH and WELFARE</b>		School 1,467,893		Ending Balance 41,944.81	
Health Services Except Environmental 1,450.00		Self-Liquidating 2,000,000		<b>TAX TITLE LIENS OUTSTANDING</b>	
Welfare-Public Assistance 3,300.00		Other 230,000		Beginning Balance 19,863.71	
Hospital, Clinics, First Aid 3,250.00		Total 3,697,893		Transfer From Taxes 31,286.65	
Animal, Insect, & Rodent Control		ISSUED AND OUTSTANDING		Redeemed 4,716.96	
Other Welfare Services		School 1,467,893.26		Cancelled, Abated or Adjusted	
<b>RECREATION and CONSERVATION</b>		Self-Liquidating 1,520,000.00		Transfers to Foreclosed Property 4,498.59	
Beaches and Boardwalks		Other 230,000.00		Ending Balance 41,944.81	
Perks, Playgrounds, Shade Trees 12,550.00		Total 3,217,893.26		<b>PROPERTY ACQUIRED BY DEED OR FORECLOSURE</b>	
Land Reclamation & Conservation 3,644.84		EQUALIZED VALUATION BASIS FOR NET DEBT COMPUTATION 127,112,993		Beginning Balance 45,611.41	
Other Recreational Services 750.00		REAL PROPERTY VALUATIONS		Transfers From Taxes or Liens 4,488.59	
<b>EDUCATION (excluding schools)</b>		Code Class # of Parcels % VAL'N ASSESSED VALUATION		Cancelled, Abated or Adjusted	
Libraries 6,000.00		1 Vacant Land 90 .93 1,126,200.00		Transfers to Foreclosed Property	
Other Educational Services		2 Residential 942 78.48 95,408,500.00		Ending Balance 50,100.00	
<b>STATUTORY EXPENDITURES</b>		3 Farm 19 .19 224,000.00		<b>PROPERTY ACQUIRED BY DEED OR FORECLOSURE</b>	
Pensions & F. I. C. A. 65,550.00		4e Commercial 71 13.49 16,401,900.00		Beginning Balance 45,611.41	
Employee Fringe Benefits 71,000.00		4b Industrial		Transfers From Taxes or Liens 4,488.59	
Other Statutory Expenditures		4c Apartments 10 6.92 8,416,000.00		Cancelled, Abated or Adjusted	
<b>MUNICIPAL FUNCTIONS</b>		Total 1132 121,576,600.00		Ending Balance 50,100.00	
CAPITAL IMPROVEMENTS *MEMO* 10,000.00		Lend Area 1.56 Sq. Miles		<b>CURRENT FINANCES ENDING BALANCE</b>	
DEBT SERVICE		Net Valuation Taxable-Municipal 124,133,141		ASSETS	
Principal Payments 40,000.00		Net Valuation Taxable-County 129,770,201		Cash 1,013,051.69	
Interest Payments 7,263.00		State Equalized Valuation 129,915,225		Taxes Receivable 172,110.12	
<b>DEFERRED CHARGES</b>		State Equalization Ratio 95.46		Tax Title Liens 41,944.81	
SCHOOL, COUNTY, SPECIAL DISTRICT TAXES 2,721,516.92				Foreclosed Property 50,100.00	
RESERVE FOR UNCOLLECTED TAXES 227,542.50				Emergencies & Other Deferred Charges 45,059.08	
EXPENDITURES TOTAL 4,631,903.52				State and Federal Aid Receivable	
				Other Receivables 157,401.88	
				Total 1,479,667.57	
				<b>LIABILITIES, RESERVES, AND SURPLUS</b>	
				Cash Liabilities 618,146.06	
				Reserves for Receivables 421,556.81	
				Surplus 439,964.70	
				Total 1,479,667.57	

Population 1990 **1,459**  
 Population 1994 **1,726**  
 S & P Rating  
 Moody Rating

General Tax Rate Per \$100. **2.07**  
 State Equalized Tax Rate **1.97**

**WOOLWICH TOWNSHIP - GLOUCESTER CO.**

Form of Government:  
**Township Committee**  
 Number of Members on Governing Body - 3

PER CAPITA:  
 Gross Debt **1,022.58** Gross Debt **1.49**  
 Net Debt **134.94** Net Debt **.20**  
 Debt Service **30.51** Tax Levy Collected **91.78**  
 Total Tax Levy **1,538.51** Tax Levy Cancelled, Abated or Adjusted  
 Municipal Expenditures **912.69**

EXPENDITURES-CURRENT YEAR		REVENUES REALIZED-CURRENT YEAR		PROPERTY TAXES-CURRENT YEAR	
<b>GENERAL GOVERNMENT</b>				<b>STATE EQUALIZED TAX RATE</b>	
Governing Body & Public Boards		Property Taxes Collected	<b>2,437,073.79</b>	Local District School Taxes	<b>.53 692,283.24</b>
Municipal Clerk		Payments in Lieu of Taxes		Regionel & Consolidated School Tax	<b>.36 474,776.40</b>
Financial Administration	<b>39,080.00</b>	Delinquent Tax & Lien Collections	<b>257,717.81</b>	School Taxes in Municipal Budget	
Assessment of Taxes	<b>20,560.00</b>	Business Personality Replacement Taxes	<b>59,527.88</b>	County Taxes	<b>.61 * 805,882.18</b>
Collection of Taxes	<b>14,150.00</b>	Taxes from Public Utilities	<b>349,145.00</b>	County Library Taxes	<b>.04 50,539.37</b>
Planning, Housing & Development	<b>24,525.00</b>	Other Miscellaneous Tax Revenues		Local Municipal Purpose Taxes	<b>.43 562,900.00</b>
Human Resources	<b>63,376.00</b>	State Aid Revenues	<b>96,916.32</b>	Veteran & Senior Citizen Taxes	<b>10,050.00</b>
Elections	<b>1,000.00</b>	Federal Aid Revenues		Total Taxes for Rate Computation	<b>1.97 2,596,431.19</b>
General Administration (other)	<b>185,115.00</b>			Special District Taxes	
<b>JUDICIARY</b>		Sale of Acquired Property		Bank Corp. Taxes	
Municipal Courts	<b>70,602.91</b>	Other Miscellaneous Revenues	<b>296,569.95</b>	Added and Omitted Taxes	<b>69,088.88</b>
<b>PUBLIC SAFETY</b>				Total Taxes Levied - ABSTRACT	<b>2,655,470.07</b>
Fire Protection	<b>44,848.50</b>	Prior Years Surplus Appropriated	<b>193,278.76</b>	Total Taxes Billed	<b>2,655,470.07</b>
Police Protection	<b>292,204.34</b>	<b>REVENUES TOTAL</b>	<b>3,690,227.51</b>	<b>TAXES COLLECTED</b>	<b>2,437,073.79</b>
Civil Defense & Disaster Control	<b>1,000.00</b>	Reserve For Uncollected Taxes	<b>221,246.50</b>	Taxes Cancelled, Abated or Adjusted	<b>23.57</b>
Environmental Inspection & Control	<b>70,618.00</b>			Transfer to Tax Title Liens or Foreclosed	<b>3,179.52</b>
Other Public Safety		<b>CAPITAL OUTLAY TOTAL</b>	<b>5,067.00</b>	Ending Balance	<b>215,193.19</b>
<b>PUBLIC WORKS</b>				<b>PRIOR YEARS TAXES OUTSTANDING</b>	
Streets and Drainage	<b>127,664.56</b>	Public Enterprises		Beginning Balance	<b>217,019.11</b>
Sewers and Sewage Processing	<b>2,000.00</b>	Recreation-Culture		Collected	<b>202,858.21</b>
Garbage and Trash Disposal	<b>96,500.00</b>	Public Works		Cancelled, Abated or Adjusted	
Public Buildings and Grounds	<b>39,700.00</b>	Buildings and Grounds	<b>5,067.00</b>	Transfers to Tax Title Liens or Foreclosed	
Other Public Works		Library and Education		Ending Balance	<b>14,160.90</b>
<b>HEALTH and WELFARE</b>		Conservation		<b>TAX TITLE LIENS OUTSTANDING</b>	
Health Services Except Environmental	<b>1,610.00</b>	All Other		Beginning Balance	<b>132,562.04</b>
Welfare-Public Assistance	<b>2,175.00</b>			Transfer From Taxes	<b>3,179.52</b>
Hospital, Clinics, First Aid		<b>CAPITAL DEBT AUTHORIZED, ENDING BALANCE</b>		Redeemed	<b>54,859.60</b>
Animal, Insect, & Rodent Control	<b>1,000.00</b>	<b>ISSUED AND UNISSUED</b>		Cancelled, Abated or Adjusted	
Other Welfare Services		School	<b>1,532,076</b>	Transfers to Foreclosed Property	
<b>RECREATION and CONSERVATION</b>		Self-Liquidating		Ending Balance	<b>80,881.96</b>
Beeches and Boardwalks		Other	<b>232,900</b>	<b>PROPERTY ACQUIRED BY DEED OR FORECLOSURE</b>	
Parks, Playgrounds, Shade Trees	<b>3,630.00</b>	Total	<b>1,764,976</b>	Beginning Balance	
Land Reclamation & Conservation		<b>ISSUED AND OUTSTANDING</b>		Transfers From Taxes or Liens	
Other Recreational Services		School	<b>1,469,339.42</b>	Sale for Cash	
<b>EDUCATION (excluding schools)</b>		Self-Liquidating		Cancelled, Abated or Adjusted	
Libraries		Other	<b>232,900.00</b>	Ending Balance	
Other Educational Services		Total	<b>1,702,239.42</b>	<b>CURRENT FINANCES ENDING BALANCE</b>	
<b>STATUTORY EXPENDITURES</b>		<b>EQUALIZED VALUATION BASIS</b>		<b>ASSETS</b>	
Pensions & F. I. C. A.	<b>52,812.63</b>	<b>FOR NET DEBT COMPUTATION</b>	<b>118,578,380</b>	Cash	<b>1,593,127.78</b>
Employee Fringe Benefits	<b>105,045.61</b>	<b>REAL PROPERTY VALUATIONS</b>		Taxes Receivable	<b>229,354.09</b>
Other Statutory Expenditures		<b>Code Class # of Parcels % VAL'N ASSESSED VALUATION</b>		Tax Title Liens	<b>80,881.96</b>
<b>MUNICIPAL FUNCTIONS TOTAL</b>	<b>1,249,217.55</b>	1 Vacant Land 222 7.37 9,083,000.00		Foreclosed Property	
<b>CAPITAL IMPROVEMENTS *MEMO*</b>	<b>5,000.00</b>	2 Residential 444 46.35 57,091,800.00		Emergencies & Other Deferred Charges	<b>12,095.61</b>
<b>DEBT SERVICE</b>		3 Farm 472 18.13 22,329,700.00		State and Federal Aid Receivable	<b>1,269.41</b>
Principal Payments	<b>44,100.00</b>	4e Commercial 47 25.94 31,951,400.00		Other Receivables	<b>4,156.89</b>
Interest Payments	<b>8,559.45</b>	4b Industrial 2 2.21 2,716,800.00		Total	<b>1,920,885.74</b>
<b>DEFERRED CHARGES</b>	<b>52,173.61</b>	4c Apartments		<b>LIABILITIES, RESERVES, AND SURPLUS</b>	
<b>SCHOOL, COUNTY, SPECIAL DISTRICT TAXES</b>	<b>2,023,481.19</b>	Total	<b>1187</b>	Cash Liabilities	<b>459,201.82</b>
<b>RESERVE FOR UNCOLLECTED TAXES</b>	<b>221,246.50</b>	Land Area 21.48 Sq Miles		Reserves for Receivables	<b>314,392.94</b>
<b>EXPENDITURES TOTAL</b>	<b>3,598,778.30</b>	Net Valuation Taxable-Municipal	<b>125,095,453</b>	Surplus	<b>1,147,290.98</b>
		Net Valuation Taxable-County	<b>130,247,410</b>	Total	<b>1,920,885.74</b>
		State Equalized Valuation	<b>131,564,580</b>		
		State Equalization Ratio	<b>95.01</b>		

0340

Population 1990 **3,843**  
 Population 1994 **3,768**  
 S & P Rating  
 Moody Rating

General Tax Rate Per \$100 **1.88**  
 State Equalized Tax Rate **1.59**

**WRIGHTSTOWN BORO. - BURLINGTON CO.**

Form of Government:  
**Borough Council**

Number of Members on Governing Body - 6

PER CAPITA: PER CENT:  
 Gross Debt **169.63** Gross Debt **2.45**  
 Net Debt **136.50** Net Debt **1.97**  
 Debt Service **14.43** Tax Levy Collected **98.23**  
 Total Tax Levy **118.99** Tax Levy Cancelled, Abated  
 Municipal Expenditures **171.70** or Adjusted

EXPENDITURES-CURRENT YEAR		REVENUES REALIZED-CURRENT YEAR		PROPERTY TAXES-CURRENT YEAR			
<b>GENERAL GOVERNMENT</b>		<b>REVENUES REALIZED-CURRENT YEAR</b>		<b>STATE EQUALIZED TAX RATE</b> ↓			
Governing Body & Public Boards		Property Taxes Collected	<b>440,597.47</b>	Local District School Taxes			
Municipal Clerk		Payments in Lieu of Taxes		Regional & Consolidated School Tax	<b>.99</b>		
Financial Administration	<b>28,890.00</b>	Delinquent Tax & Lien Collections	<b>27,401.22</b>	School Taxes in Municipal Budget			
Assessment of Taxes	<b>21,350.00</b>	Business Personality Replacement Taxes	<b>17,947.16</b>	County Taxes	<b>.56</b> *		
Collection of Taxes	<b>5,800.00</b>	Taxes from Public Utilities	<b>53,540.00</b>	County Library Taxes	<b>.04</b>		
Planning, Housing & Development	<b>26,050.00</b>	Other Miscellaneous Tax Revenues		Local Municipal Purpose Taxes			
Human Resources	<b>10,795.75</b>	State Aid Revenues	<b>423,310.27</b>	Veteran & Senior Citizen Taxes			
Elections		Federal Aid Revenues		Total Taxes for Rate Computation	<b>1.59</b>		
General Administration (other)	<b>175,400.00</b>			Special District Taxes			
<b>JUDICIARY</b>		Sale of Acquired Property		Bank Corp. Taxes			
Municipal Courts		Other Miscellaneous Revenues	<b>139,224.81</b>	Added and Omitted Taxes			
<b>PUBLIC SAFETY</b>			<b>Total</b>	Total Taxes Levied - ABSTRACT	<b>448,353.85</b>		
Fire Protection	<b>13,451.00</b>	Prior Years Surplus Appropriated	<b>51,270.00</b>	Total Taxes Billed	<b>448,530.52</b>		
Police Protection	<b>60,000.00</b>	REVENUES	<b>Total</b>	TAXES COLLECTED	<b>440,597.47</b>		
Civil Defense & Disaster Control	<b>1,700.00</b>	Reserve For Uncollected Taxes	<b>56,000.00</b>	Taxes Cancelled, Abated or Adjusted			
Environmental Inspection & Control	<b>12,720.00</b>	<b>CAPITAL OUTLAY</b>		Transfer to Tax Title Liens or Foreclosed			
Other Public Safety			<b>Total</b>	Ending Balance	<b>7,933.05</b>		
<b>PUBLIC WORKS</b>			<b>214,969.24</b>	<b>PRIOR YEARS TAXES OUTSTANDING</b>			
Streets and Drainage	<b>93,138.08</b>	Public Enterprises		Beginning Balance	<b>27,919.20</b>		
Sewers and Sewage Processing		Recreation-Culture	<b>12,415.50</b>	Collected	<b>27,401.22</b>		
Garbage and Trash Disposal	<b>17,500.00</b>	Public Works	<b>180,577.54</b>	Cancelled, Abated or Adjusted	<b>463.73</b>		
Public Buildings and Grounds	<b>36,500.00</b>	Buildings and Grounds	<b>21,976.20</b>	Transfers to Tax Title Liens or Foreclosed			
Other Public Works		Library and Education		Ending Balance	<b>54.25</b>		
<b>HEALTH and WELFARE</b>		Conservation		TAX TITLE LIENS OUTSTANDING			
Health Services Except Environmental	<b>1,000.00</b>	All Other		Beginning Balance	<b>8,830.10</b>		
Welfare-Public Assistance	<b>3,100.00</b>	<b>CAPITAL DEBT AUTHORIZED, ENDING BALANCE</b>		Transfer From Taxes			
Hospital, Clinics, First Aid		ISSUED AND UNISSUED	GROSS DEBT	Redeemed			
Animal, Insect, & Rodent Control		School	<b>124,850</b>	Cancelled, Abated or Adjusted			
Other Welfare Services		Self-Liquidating		Transfers to Foreclosed Property			
<b>RECREATION and CONSERVATION</b>		Other	<b>514,325</b>	Ending Balance	<b>8,830.10</b>		
Beeches and Boardwalks		Total	<b>639,175</b>	PROPERTY ACQUIRED BY DEED OR			
Parks, Playgrounds, Shade Trees	<b>2,485.00</b>	<b>ISSUED AND OUTSTANDING</b>		FORECLOSURE			
Land Reclamation & Conservation	<b>2,305.19</b>	School	<b>124,850.43</b>	Beginning Balance	<b>1,000.00</b>		
Other Recreational Services	<b>500.00</b>	Self-Liquidating		Transfers From Taxes or Liens			
<b>EDUCATION (excluding schools)</b>		Other	<b>174,325.00</b>	Sale for Cash			
Libraries		Total	<b>299,175.43</b>	Cancelled, Abated or Adjusted			
Other Educational Services		<b>EQUALIZED VALUATION BASIS</b>		Ending Balance	<b>1,000.00</b>		
<b>STATUTORY EXPENDITURES</b>		<b>FOR NET DEBT COMPUTATION</b>		<b>CURRENT FINANCES ENDING BALANCE</b>			
Pensions & F. I. C. A.	<b>11,649.98</b>	<b>REAL PROPERTY VALUATIONS</b>		<b>ASSETS</b>			
Employee Fringe Benefits	<b>2,000.00</b>	Code	Class	# of Parcels	% VAL'N		
Other Statutory Expenditures	<b>750.00</b>			<b>ASSESSED VALUATION</b>			
<b>MUNICIPAL FUNCTIONS</b>		1	Vacant Land	27	3.54	Cash	<b>585,018.45</b>
<b>TOTAL</b>		2	Residential	105	35.90	Taxes Receivable	<b>7,987.30</b>
<b>*MEMO*</b>		3	Farm	3	.12	Tax Title Liens	<b>8,830.10</b>
<b>CAPITAL IMPROVEMENTS</b>		4a	Commercial	53	44.54	Foreclosed Property	<b>1,000.00</b>
<b>TOTAL</b>		4b	Industrial	1	.12	Emergencies & Other Deferred Charges	<b>35,000.00</b>
<b>DEBT SERVICE</b>		4c	Apartments	11	15.78	State and Federal Aid Receivable	<b>654.00</b>
Principal Payments	<b>46,125.00</b>	Total		200		Other Receivables	<b>6,970.40</b>
Interest Payments	<b>8,249.04</b>	Land Area	<b>1.65</b>	Sq. Miles		Total	<b>645,460.25</b>
<b>DEFERRED CHARGES</b>		Net Valuation Taxable-Municipal	<b>23,845,320</b>			<b>LIABILITIES, RESERVES, AND SURPLUS</b>	
<b>TOTAL</b>		Net Valuation Taxable-County	<b>30,837,021</b>			Cash Liabilities	<b>140,650.35</b>
<b>SCHOOL, COUNTY, SPECIAL DISTRICT TAXES</b>		State Equalized Valuation	<b>27,747,482</b>			Reserves for Receivables	<b>24,787.80</b>
<b>TOTAL</b>		State Equalization Ratio	<b>84.60</b>			Surplus	<b>480,022.10</b>
<b>RESERVE FOR UNCOLLECTED TAXES</b>						Total	<b>645,460.25</b>
<b>TOTAL</b>							
<b>EXPENDITURES</b>							
<b>TOTAL</b>							
<b>1,095,312.89</b>							

0270

Population 1990 **15,372**  
 Population 1994 **15,840**  
 S & P Rating **AA**  
 Moody Rating **AA**

General Tax Rate Per \$100. **2.59**  
 State Equalized Tax Rate **1.77**

**WYCKOFF TOWNSHIP - BERGEN COUNTY**

Form of Government:

**Township Committee**

Number of Members on Governing Body - 5

PER CAPITA: Gross Debt **147.26** PER CENT: Gross Debt **.13**  
 Net Debt **106.78** Net Debt **.09**  
 Debt Service **17.03** Tax Levy Collected **98.28**  
 Total Tax Levy **2,093.74** Tax Levy Cancelled, Abated or Adjusted **.05**  
 Municipal Expenditures **636.92**

EXPENDITURES-CURRENT YEAR		REVENUES REALIZED-CURRENT YEAR			PROPERTY TAXES-CURRENT YEAR	
<b>GENERAL GOVERNMENT</b>		Property Taxes Collected <b>32,593,073.62</b>			STATE EQUALIZED TAX RATE <b>1.77</b>	
Governing Body & Public Boards		Payments in Lieu of Taxes		Local District School Taxes	<b>14,530,384.00</b>	
Municipal Clerk		Delinquent Tax & Lien Collections	<b>523,614.94</b>	Regional & Consolidated School Tax	<b>7,189,599.62</b>	
Financial Administration	<b>146,145.76</b>	Business Personality Replacement Taxes	<b>91,124.12</b>	School Taxes in Municipal Budget		
Assessment of Taxes	<b>93,387.25</b>	Taxes from Public Utilities	<b>843,897.00</b>	County Taxes	<b>5,276,283.55</b> *	
Collection of Taxes		Other Miscellaneous Tax Revenues		County Library Taxes		
Planning, Housing & Development	<b>71,159.47</b>	State Aid Revenues	<b>723,953.75</b>	Local Municipal Purpose Taxes	<b>5,901,100.01</b>	
Human Resources	<b>89,328.00</b>	Federal Aid Revenues		Veteran & Senior Citizen Taxes	<b>88,700.00</b>	
Elections	<b>77,000.00</b>			Total Taxes for Rate Computation	<b>32,986,067.18</b>	
General Administration (other)	<b>1,261,098.48</b>			Special District Taxes		
<b>JUDICIARY</b>		Sale of Acquired Property		Bank Corp. Taxes		
Municipal Courts	<b>76,426.23</b>	Other Miscellaneous Revenues	<b>998,502.66</b>	Added and Omitted Taxes	<b>267,395.31</b>	
<b>PUBLIC SAFETY</b>				Total Taxes Levied - ABSTRACT	<b>33,164,762.49</b>	
Fire Protection	<b>137,661.00</b>	Prior Years Surplus Appropriated	<b>1,866,175.80</b>	Total Taxes Billed	<b>33,164,754.17</b>	
Police Protection	<b>1,768,296.36</b>	<b>REVENUES TOTAL</b>	<b>37,640,341.89</b>	<b>TAXES COLLECTED</b>	<b>32,593,073.62</b>	
Civil Defense & Disaster Control	<b>1,500.00</b>	Reserve For Uncollected Taxes	<b>1,618,614.19</b>	Taxes Cancelled, Abated or Adjusted	<b>16,531.97</b>	
Environmental Inspection & Control	<b>191,695.37</b>			Transfer to Tax Title Liens or Foreclosed	<b>9,709.91</b>	
Other Public Safety		<b>CAPITAL OUTLAY TOTAL</b>	<b>797,535.54</b>	Ending Balance	<b>545,438.67</b>	
<b>PUBLIC WORKS</b>				<b>PRIOR YEARS TAXES OUTSTANDING</b>		
Streets and Drainage	<b>1,040,536.62</b>	Public Enterprises		Beginning Balance	<b>584,760.64</b>	
Sewers and Sewage Processing	<b>203,426.75</b>	Recreation-Culture		Collected	<b>523,312.26</b>	
Garbage and Trash Disposal	<b>1,366,843.76</b>	Public Works		Cancelled, Abated or Adjusted		
Public Buildings and Grounds	<b>123,417.00</b>	Buildings and Grounds	<b>797,535.54</b>	Transfers to Tax Title Liens or Foreclosed	<b>270.60</b>	
Other Public Works	<b>103,000.00</b>	Library and Education		Ending Balance	<b>61,177.78</b>	
<b>HEALTH and WELFARE</b>		Conservation		<b>TAX TITLE LIENS OUTSTANDING</b>		
Health Services Except Environmental	<b>58,098.12</b>	All Other		Beginning Balance	<b>33,435.46</b>	
Welfare-Public Assistance	<b>6,458.34</b>			Transfer From Taxes	<b>10,012.59</b>	
Hospital, Clinics, First Aid		<b>CAPITAL DEBT AUTHORIZED, ENDING BALANCE</b>		Redeemed	<b>302.68</b>	
Animal, Insect, & Rodent Control		<b>ISSUED AND UNISSUED</b>		Cancelled, Abated or Adjusted		
Other Welfare Services		School		Transfers to Foreclosed Property	<b>19,997.41</b>	
<b>RECREATION and CONSERVATION</b>		Self-Liquidating		Ending Balance	<b>23,147.96</b>	
Beeches and Boardwalks		Other	<b>2,332,550</b>	<b>PROPERTY ACQUIRED BY DEED OR FORECLOSURE</b>		
Perks, Playgrounds, Shade Trees	<b>13,000.00</b>	Total	<b>2,332,550</b>	Beginning Balance	<b>95,242.59</b>	
Land Reclamation & Conservation	<b>130,143.51</b>	<b>ISSUED AND OUTSTANDING</b>		Transfers From Taxes or Liens	<b>19,997.41</b>	
Other Recreational Services	<b>96,416.18</b>	School		Sale for Cash		
<b>EDUCATION (excluding schools)</b>		Self-Liquidating		Cancelled, Abated or Adjusted		
Libraries	<b>600,229.00</b>	Other	<b>2,332,500.00</b>	Ending Balance	<b>115,240.00</b>	
Other Educational Services		Total	<b>2,332,500.00</b>	<b>CURRENT FINANCES ENDING BALANCE</b>		
<b>STATUTORY EXPENDITURES</b>		<b>EQUALIZED VALUATION BASIS</b>		<b>ASSETS</b>		
Pensions & F. I. C. A.	<b>491,035.00</b>	<b>FOR NET DEBT COMPUTATION</b>	<b>1,808,845,799</b>	Cash	<b>5,259,209.72</b>	
Employee Fringe Benefits		<b>REAL PROPERTY VALUATIONS</b>		Taxes Receivable	<b>606,616.45</b>	
Other Statutory Expenditures	<b>100.00</b>	Code Class # of Parcels % VAL'N ASSESSED VALUATION		Tax Title Liens	<b>23,147.96</b>	
<b>MUNICIPAL FUNCTIONS TOTAL</b>	<b>8,146,402.20</b>	1 Vacant Land 164 .96 12,159,200.00		Foreclosed Property	<b>115,240.00</b>	
<b>CAPITAL IMPROVEMENTS *MEMO*</b>	<b>401,063.00</b>	2 Residential 5202 91.72 1,162,001,700.00		Emergencies & Other Deferred Charges	<b>216,000.00</b>	
<b>DEBT SERVICE</b>		3 Farm 13 .25 3,259,300.00		State and Federal Aid Receivable	<b>2,230.16</b>	
Principal Payments	<b>140,000.00</b>	4a Commercial 158 5.56 70,479,800.00		Other Receivables	<b>32,823.30</b>	
Interest Payments	<b>129,790.00</b>	4b Industrial 18 1.47 18,657,800.00		Total	<b>6,255,267.59</b>	
<b>DEFERRED CHARGES</b>	<b>54,000.00</b>	4c Apartments 1 .03 345,500.00		<b>LIABILITIES, RESERVES, AND SURPLUS</b>		
<b>SCHOOL, COUNTY, SPECIAL DISTRICT TAXES</b>	<b>26,996,267.17</b>	Total 5556 1,266,903,300.00		Cash Liabilities	<b>1,601,936.09</b>	
<b>RESERVE FOR UNCOLLECTED TAXES</b>	<b>1,618,614.19</b>	Land Area 6.70 Sq. Miles		Reserves for Receivables	<b>777,827.71</b>	
<b>EXPENDITURES TOTAL</b>	<b>37,085,073.56</b>	Net Valuation Taxable-Municipal	<b>1,272,958,542</b>	Surplus	<b>3,875,503.79</b>	
		Net Valuation Taxable-County	<b>1,828,566,164</b>	Total	<b>6,255,267.59</b>	
		State Equalized Valuation	<b>1,863,412,374</b>			
		State Equalization Ratio	<b>68.21</b>			

\*Includes County Health Service Taxes or County Open Specie Tax. See Table 13.

MUNICIPALITIES OPERATING UNDER SPECIAL STATUTORY FORMS OF GOVERNMENT  
AND OPTIONAL MUNICIPAL CHARTER LAW (1950)

COMMISSION FORM (1911)

Allenhurst Boro.  
Audubon Boro.  
Avon-By-The-Sea  
Bass River Twp.  
Beach Haven Boro.  
Belleville Twp.  
Belmar Boro.  
Bordentown City  
Bradley Beach Boro.  
Brigantine City  
Cape May Point Boro.  
Collingswood Boro.  
Deal Boro.  
Haddon Twp.  
Haddonfield Boro.  
Harvey Cedars Boro.  
Hawthorne Boro.  
Long Beach Twp.  
Longport Boro.  
Lyndhurst Twp.  
Margate City, City  
Millville City  
Monmouth Beach Boro.  
Mount Ephraim Boro.  
North Bergen Twp.  
Nutley Twp.  
Pine Valley Boro.  
Ridgefield Park Village  
Sea Isle City, City  
Tavistock Boro.  
Union City, City  
Ventnor City, City  
West Cape May Boro.  
West New York Town  
West Wildwood Boro.  
Wildwood Crest Boro.

MAYOR-COUNCIL

Plan A  
Bridgeton City  
Long Branch City  
Vineland City

Plan B  
Avalon Boro.  
Brick Twp.  
Camden City  
Cherry Hill Twp.  
Gloucester Twp.  
Lodi Boro.  
Mahwah Twp.  
Passaic City  
Perth Amboy City  
Saddle Brook Twp.  
Spotswood Boro.

MAYOR-COUNCIL (cont.)

Tinton Falls Boro.  
West Orange Twp.

Plan C  
Bayonne City  
Jersey City, City  
Newark City  
Trenton City

Plan D  
Atlantic City, City  
Berkeley Twp.  
Delran Twp.  
Hoboken City  
Irvington Twp.  
Ocean City, City  
Orange City, Twp.  
Paterson City  
South Amboy City  
Wildwood City

Plan E  
Bridgewater Twp.  
Burlington Twp.  
East Brunswick Twp.  
Edison Twp.  
Hamilton Twp. (Mer.)  
Jefferson Twp.  
Marlboro Twp.  
Mine Hill Twp.  
Mount Olive Twp.  
New Brunswick City  
North Plainfield Boro.  
Parsippany-Troy Hills Twp.  
River Vale Twp.  
Washington Twp. (Bergen)  
Washington Twp. (Glou.)  
Washington Twp. (Morris)

Plan F  
Clark Twp.  
Denville Twp.  
Elizabeth City  
Florence Twp.  
Lincoln Park Boro.  
Monroe Twp. (Glou.)  
Monroe Twp. (Midd.)  
Morristown Town  
Mullica Twp.  
Old Bridge Twp.  
Piscataway Twp.  
Rahway City  
Rockaway Twp.  
Wayne Twp.  
Woodbridge Twp.

SMALL MUNICIPALITY

Plan A  
Berlin Twp.  
Island Heights Boro.  
Stafford Twp.

Plan C  
Ailamuchy Twp.  
Chester Twp.  
Clinton Twp.  
Fairfield Twp. (Essex)  
Greenwich Twp. (Glou.)  
Highlands Boro.  
Lambertville City  
Logan Twp.  
Lopatcong Twp.  
West Paterson Twp.

Plan D  
Estell Manor

COUNCIL-MANAGER

Plan A  
Mounty Holy Twp.  
Ocean Twp. (Mon.)

Plan B  
Byram Twp.  
Cedar Grove Twp.  
Evesham Twp.  
Keansburg Boro.  
Newton Town  
Phillipsburg Town  
Ridgewood Village  
Sparta Twp.  
Teaneck Twp.  
Verona Twp.

Plan C  
Montclair Twp.  
Weehawken Twp.

Plan D  
Franklin Twp. (Som.)  
West Milford Twp.

Plan E  
Aberdeen Twp.  
Deptford Twp.  
East Windsor Twp.  
Eastampton Twp.  
Fair Lawn Boro.  
Galloway Twp.  
Lawrence Twp. (Mer.)  
Livingston Twp.  
Lower Twp.

COUNCIL-MANAGER (cont.)

Maple Shade Twp.  
Medford Twp.  
Moorestown Twp.  
Mount Laurel Twp.  
Mountain Lake Boro.  
Pequannock Twp.  
Randolph Twp.  
Ringwood Twp.  
Scotch Plains Twp.  
Washington Boro.  
Washington Twp. (Glou.)  
Willingboro Twp.

Plan F  
Roxbury Twp.

COUNCIL-MANAGER ACT OF 1923

Asbury Park City  
Cape May City  
Clifton City  
Garfield City  
Hackensack City  
Medford Lakes Boro.  
Teaneck Twp.  
Teterboro Boro.

SPECIAL CHARTER (Pre-1950)

Beverly City (1857)  
Burlington City (1851)  
Corbin City, City (1922)  
Egg Harbor City (1858)  
Gloucester City, City (1868)  
Hammonton Town (1866)  
Salem City (1858)  
Woodbury City (1870)

SPECIAL CHARTER (Post-1950)

\* Bloomfield Twp. (1955)  
\* Englewood City (1970)  
Hackettstown Town (1970)  
Hardyston Twp. (1985)  
Middletown Twp. (1971)  
\* Montville Twp. (1974)  
Plainfield City (1968)  
South Orange Village Twp. (1977)  
Westfield Town (1967)

MAYOR-COUNCIL-ADMINISTRATION

North Brunswick Twp.

\* Charter Study (Faulkner Act)

**TABLE 1**

**POPULATION CLASSIFICATIONS OF NEW JERSEY COUNTIES AND CITIES  
(BASED UPON THE 1990 OFFICIAL CENSUS)**

**Counties (N.J.S. 40A:6-1)**

1st Class	Excess of 550,000 =	Population density exceeding 3,000 per square mile Essex, Bergen, Hudson
2nd Class	All others exceeding 200,000 =	Not bordering on the Atlantic Ocean = Burlington, Gloucester, Morris, Union, Passaic, Camden, Middlesex, Mercer, Somerset
3rd Class	50,000 - 200,000 =	Not bordering on the Atlantic Ocean = Hunterdon, Salem, Cumberland, Sussex, Warren
4th Class	Less than 50,000 =	Not bordering on Atlantic Ocean = None
5th Class	Bordering on the Atlantic Ocean, exceeding 100,000 =	Monmouth, Atlantic, Ocean
6th Class	Bordering on the Atlantic Ocean, less than 100,000 =	Cape May

**Cities (R.S. 40:167-2)**

1st Class	Exceeding 150,000 =	Newark and Jersey City
2nd Class	12,000 - 150,000	
3rd Class	All those not in 1st or 2nd class, except cities bordering upon Atlantic Ocean which are seaside or summer resorts.	
4th Class	All cities bordering upon the Atlantic Ocean which are seaside or summer resorts.	

TABLE 2

LOCAL UNITS RANKED BY POPULATION - 1994 ESTIMATES

<u>COUNTY</u>	<u>POPULATION</u>	<u>MUNICIPALITY</u>	<u>POPULATION</u>	<u>MUNICIPALITY</u>	<u>POPULATION</u>
Bergen	839,351	Bayonne City	60,657	North Brunswick Township	33,157
Essex	766,371	Irvington Township	59,605	Fort Lee Borough	32,876
Middlesex	692,365	Old Bridge Township	58,573	Winslow Township	32,844
Monmouth	578,415	Passaic City	58,523	Hillsborough Township	31,396
Hudson	550,803	Union City City	57,331	Pemberton Township	31,088
Camden	506,709	Gloucester Township	56,912	Marlboro Township	31,048
Union	496,491	Vineand City	54,755	Fair Lawn Borough	30,791
Passaic	462,087	Union Township	50,426	Manalapan Township	30,183
Ocean	457,332	Wayne Township	50,173	Orange City Township	29,345
Morris	438,812	Piscataway Township	49,777	South Brunswick Township	29,190
Burlington	403,138	Parsippany-Troy Hills Township	49,364	Long Branch City	28,879
Mercer	329,213	North Bergen Township	48,119	Westfield Town	28,831
Somerset	260,733	Lakewood Township	47,468	Neptune Township	28,548
Gloucester	241,621	Franklin Township (Somerset)	46,878	Monroe Township (Gloucester)	27,884
Atlantic	232,155	Plainfield City	46,401	Freehold Township	27,495
Cumberland	138,839	East Brunswick Township	44,393	Garfield City	26,978
Sussex	138,128	Washington Township (Gloucester)	44,280	Lawrence Township (Mercer)	26,837
Hunterdon	115,298	Bloomfield Township	44,161	Nutley Township	26,448
Cape May	97,767	Perth Amboy City	42,364	Ocean Township (Monmouth)	26,386
Warren	95,464	Howell Township	41,814	Livingston Township	26,240
Salem	64,788	New Brunswick City	41,477	Millville City	26,045
		Berkeley Township	39,880	Galloway Township	26,026
<b>Total</b>	<b><u>7,905,880</u></b>	West Orange Township	39,725	West Milford Township	25,968
		Atlantic City City	38,215	Egg Harbor Township	25,691
<b>MUNICIPALITY</b>		Teaneck Township	37,818	Voorhees Township	25,383
Newark City	272,315	West New York Town	37,665	Rahway City	25,279
Jersey City City	228,841	Bridgewater Township	37,410	Paramus Borough	25,193
Paterson City	142,635	Hackensack City	37,309	Englewood City	25,082
Elizabeth City	110,452	Evesham Township	37,199	Deptford Township	24,894
Woodbridge Township	94,382	Manchester Township	36,920	Bergenfield Borough	24,544
Edison Township	92,174	Montclair Township	36,816	Ridgewood Village	24,353
Hamilton Township (Mercer)	86,857	Linden City	36,703	Monroe Township (Middlesex)	23,477
Trenton City	86,822	Jackson Township	36,670	Lacey Township	23,447
Camden City	85,903	Sayreville Borough	36,322	Cranford Township	22,753
Dover Township	80,253	Willingboro Township	35,617	Lodi Borough	22,624
Clifton City	72,766	Kearny Town	34,767	Vernon Township	22,541
East Orange City	71,907	Pennsauken Township	34,544	Scotch Plains Township	22,368
Brick Township	70,159	Ewing Township	34,220	Hazlet Township	22,313
Cherry Hill Township	69,162	Mount Laurel Township	34,211	East Windsor Township	22,062
Middletown Township	68,676	Belleville Township	33,531	Roxbury Township	21,902
		Hoboken City	33,285	Mount Olive Township	21,826

TABLE 2

## LOCAL UNITS RANKED BY POPULATION - 1994 ESTIMATES

<u>MUNICIPALITY</u>	<u>POPULATION</u>	<u>MUNICIPALITY</u>	<u>POPULATION</u>	<u>MUNICIPALITY</u>	<u>POPULATION</u>
Wall Township	21,755	Sparta Township	16,209	Ringwood Borough	12,831
Lower Township	21,730	Hopatcong Borough	16,124	Roselle Park Borough	12,762
Randolph Township	21,391	Wyckoff Township	15,840	Weehawken Township	12,619
Medford Township	21,330	Phillipsburg Town	15,812	Ridgefield Park Village	12,530
Maplewood Township	21,189	Madison Borough	15,708	Bellmawr Borough	12,511
Hillside Township	21,042	Ocean City City	15,643	Berkeley Heights Township	12,455
Morris Township	21,033	Middle Township	15,487	Gloucester City City	12,433
Rockaway Township	20,782	Dover Town	15,274	Hammonton Township	12,350
Cliffside Park Borough	20,764	Plainsboro Township	15,213	Hanover Township	12,310
South Plainfield Borough	20,656	Collingswood Borough	15,005	Oakland Borough	12,171
Roselle Borough	20,250	Franklin Township (Gloucester)	14,997	Hopewell Township (Mercer)	12,156
West Deptford Township	20,081	Palisades Park Borough	14,751	Mantua Township	11,997
Mahwah Township	20,052	Haddon Township	14,723	Princeton Borough	11,989
Summit City	19,660	Cinnaminson Township	14,689	Warren Township	11,905
Bernards Township	19,183	Clark Township	14,610	Cedar Grove Township	11,891
Carteret Borough	19,066	Tinton Falls Borough	14,490	Clinton Township	11,824
North Plainfield Borough	18,997	Readington Township	14,479	Somerville Borough	11,716
Maple Shade Township	18,900	Stafford Township	14,465	New Providence Borough	11,657
Point Pleasant Borough	18,704	Ramsey Borough	14,086	Little Falls Township	11,612
Lyndhurst Township	18,540	Denville Township	14,072	Hasbrouck Heights Borough	11,587
Lindenwold Borough	18,533	Little Egg Harbor Township	14,028	Brigantine City	11,529
Bridgeton City	18,445	North Arlington Borough	13,948	Haddonfield Borough	11,456
Jefferson Township	18,299	Burlington Township	13,906	Somers Point City	11,215
Millburn Township	18,231	Secaucus Town	13,848	Lincoln Park Borough	11,211
Montville Township	18,168	Eatontown Borough	13,821	Keansburg Borough	11,191
Elmwood Park Borough	17,998	Pequannock Township	13,800	West Paterson Borough	11,180
West Windsor Township	17,938	Princeton Township	13,783	Upper Township	11,152
Rutherford Borough	17,930	South River Borough	13,776	Fairview Borough	11,086
Hawthorne Borough	17,419	Springfield Township (Union)	13,704	Glen Rock Borough	11,019
Hamilton Township (Atlantic)	17,377	Delran Township	13,527	Ventnor City	10,975
Dumont Borough	17,329	Branchburg Township	13,486	Wallington Borough	10,958
Aberdeen Township	17,213	Barnegat Township	13,478	Waterford Township	10,916
Asbury Park City	17,143	Pennsville Township	13,468	Freehold Borough	10,859
Glassboro Borough	17,045	Saddle Brook Township	13,450	Red Bank Borough	10,774
Raritan Township	16,952	Tenafly Borough	13,430	Woodbury City	10,769
Washington Township (Morris)	16,536	Verona Township	13,303	Manville Borough	10,729
Pleasantville City	16,496	Highland Park Borough	13,300	Pompton Lakes Borough	10,706
Moorestown Township	16,465	Harrison Town	13,270	River Edge Borough	10,691
South Orange Village Township	16,219	Middlesex Borough	13,185	East Hanover Township	10,690
New Milford Borough	16,218	Holmdel Township	13,099	Mount Holly Township	10,622
Morristown Town	16,218	Metuchen Borough	12,871	Westwood Borough	10,556

TABLE 2

## LOCAL UNITS RANKED BY POPULATION - 1994 ESTIMATES

MUNICIPALITY	POPULATION	MUNICIPALITY	POPULATION	MUNICIPALITY	POPULATION
Florence Township	10,527	Oradell Borough	8,093	Bernardsville Borough	6,809
Montgomery Township	10,509	Spotswood Borough	8,047	Rumson Borough	6,771
Totowa Borough	10,401	Long Hill Township	8,009	North Caldwell Township	6,695
Southampton Township	10,253	Chatham Borough	7,993	Clayton Borough	6,669
Pine Hill Borough	10,210	East Rutherford Borough	7,989	Maurice River Township	6,666
North Hanover Township	10,112	Buena Vista Township	7,966	Mountainside Borough	6,665
West Caldwell Township	10,093	Bedminster Township	7,952	Plumsted Township	6,659
Ridgefield Borough	10,079	West Long Branch Borough	7,916	Salem City	6,647
Little Ferry Borough	10,079	Riverside Township	7,899	Dunellen Borough	6,570
Franklin Lakes Borough	10,077	Bogota Borough	7,886	Millstone Township (Monmouth)	6,527
Wantage Township	10,018	South Amboy City	7,872	Washington Borough	6,523
Wanaque Borough	9,925	Newton Town	7,814	Paulsboro Borough	6,523
Waldwick Borough	9,886	Butler Borough	7,734	Fairfield Township (Cumberland)	6,454
Hillsdale Borough	9,871	Cresskill Borough	7,725	Rockaway Borough	6,342
Chatham Township	9,792	Haddon Heights Borough	7,722	Chester Township	6,327
Beachwood Borough	9,763	Keyport Borough	7,695	Union Beach Borough	6,295
Burlington City	9,672	Bloomington Borough	7,683	Harrison Township	6,222
River Vale Township	9,660	Absecon City	7,624	Oceanport Borough	6,102
Maywood Borough	9,613	Bordentown Township	7,598	Westampton Township	6,095
Bound Brook Borough	9,608	Wood-Ridge Borough	7,576	Mullica Township	6,088
Washington Township	9,433	Kenilworth Borough	7,568	Lebanon Township	6,086
Matawan Borough	9,419	Stratford Borough	7,551	Allendale Borough	6,034
Pitman Borough	9,284	Tabernacle Township	7,511	Dennis Township	5,972
Audubon Borough	9,107	Fairfield Township (Essex)	7,475	Little Silver Borough	5,972
Runnemede Borough	8,983	Caldwell Borough Township	7,430	Raritan Borough	5,940
Colts Neck Township	8,882	Northfield City	7,414	Shamong Township	5,938
Florham Park Borough	8,834	Upper Saddle River Borough	7,406	Belmar Borough	5,917
Kinnelon Borough	8,793	Lumberton Township	7,358	Berlin Borough	5,888
Margate City	8,548	Mansfield Township (Warren)	7,301	Washington Township (Warren)	5,853
Byram Township	8,542	Midland Park Borough	7,122	Hardyston Township	5,770
Boonton Town	8,497	Fanwood Borough	7,107	Englewood Cliffs Borough	5,727
Leonia Borough	8,418	Barrington Borough	7,080	Andover Township	5,718
Hackettstown Town	8,408	Haledon Borough	7,057	Ocean Township (Ocean)	5,656
Pittsgrove Township	8,310	Montvale Borough	7,054	Rochelle Park Township	5,644
Edgewater Park Township	8,302	Milltown Borough	7,024	Eastampton Township	5,581
Carneys Point Township	8,255	Palmyra Borough	7,015	Carlstadt Borough	5,571
Guttenberg Town	8,252	Upper Deerfield Township	7,012	Jamesburg Borough	5,555
Closter Borough	8,245	Emerson Borough	7,000	Blairstown Township	5,553
Park Ridge Borough	8,235	Washington Township (Mercer)	6,996	Somerdale Borough	5,550
North Haledon Borough	8,128	Linwood City	6,986	Logan Township	5,536
New Hanover Township	8,106	Glen Ridge Borough Township	6,877	Clementon Borough	5,524

TABLE 2

## LOCAL UNITS RANKED BY POPULATION - 1994 ESTIMATES

MUNICIPALITY	POPULATION	MUNICIPALITY	POPULATION	MUNICIPALITY	POPULATION
Manasquan Borough	5,473	Egg Harbor City	4,553	National Park Borough	3,412
Wharton Borough	5,471	Bradley Beach Borough	4,549	Piles Grove Township	3,365
Woodcliff Lake Borough	5,450	East Amwell Township	4,542	Bethlehem Township	3,358
Berlin Township	5,432	Cape May City	4,534	Monmouth Beach Borough	3,357
Norwood Borough	5,427	Brielle Borough	4,528	Woodbury Heights Borough	3,348
Fair Haven Borough	5,409	Westville Borough	4,514	Netcong Borough	3,337
Spring Lake Heights Borough	5,402	Wildwood City	4,498	Delanco Township	3,257
Unlon Township (Hunterdon)	5,400	Mount Ephraim Borough	4,489	Springfield Township (Burlington)	3,243
East Greenwich Township	5,340	Stillwater Township	4,431	Upper Pittsgrove Township	3,201
Frankford Township	5,316	Oaklyn Borough	4,384	Shrewsbury Borough	3,200
Morris Plains Borough	5,292	Medford Lakes Borough	4,379	Tuckerton Borough	3,143
Watchung Borough	5,235	Hopewell Township (Cumberland)	4,289	Lakehurst Borough	3,134
Chesterfield Township	5,228	Bordentown City	4,233	Woodstown Borough	3,072
Point Pleasant Beach Borough	5,222	South Bound Brook Borough	4,231	Franklin Township (Hunterdon)	3,025
Greenwich Township (Gloucester)	5,186	Garwood Borough	4,227	Deerfield Township	3,023
Franklin Borough	5,182	Flemington Borough	4,141	Saddle River Borough	3,018
Holland Township	5,178	Mount Arlington Borough	4,129	Montague Township	3,001
Edgewater Borough	5,133	Lambertville City	4,108	Green Township	2,972
Lopatcong Township	5,133	Alexandria Township	4,045	Beverly City	2,953
Prospect Park Borough	5,080	Mountain Lakes Borough	4,033	Fredon Township	2,949
Tewksbury Township	5,062	Merchantville Borough	4,018	Alloway Township	2,936
Hightstown Borough	5,049	High Bridge Borough	3,997	Lawnside Borough	2,884
Neptune City Borough	5,048	Mansfield Township (Burlington)	3,989	Moonachie Borough	2,863
North Wildwood City	5,042	Ho-Ho-Kus Borough	3,965	Ogdensburg Borough	2,829
Commercial Township	5,029	South Toms River Borough	3,937	Hamburg Borough	2,812
Penns Grove Borough	5,016	Elk Township	3,864	Sea Isle City	2,781
Mendham Borough	4,935	White Township	3,825	Belvidere Town	2,746
Highlands Borough	4,895	Wrightstown Borough	3,768	Riverton Borough	2,708
Independence Township	4,879	Harding Township	3,729	Harmony Township	2,705
Demarest Borough	4,868	Boonton Township	3,683	Knowlton Township	2,688
Magnolia Borough	4,850	Wildwood Crest Borough	3,646	Woodbine Borough	2,629
Delaware Township	4,836	Allamuchy Township	3,614	Lawrence Township (Cumberland)	2,602
Harrington Park Borough	4,832	Pohatcong Township	3,610	Liberty Township	2,568
Roseland Borough	4,826	Upper Freehold Township	3,594	Franklin Township (Warren)	2,561
Mendham Township	4,817	Spring Lake Borough	3,565	Cranbury Township	2,559
Green Brook Township	4,715	Kingwood Township	3,542	Alpha Borough	2,556
Atlantic Highlands Borough	4,697	Stanhope Borough	3,534	Quinton Township	2,550
Northvale Borough	4,626	Long Beach Township	3,513	Pennington Borough	2,507
Hampton Township	4,611	Hainesport Township	3,493	Woodlynn Borough	2,501
Old Tappan Borough	4,593	Mine Hill Township	3,423	Seaside Heights Borough	2,406
Buena Borough	4,583	Haworth Borough	3,415	Riverdale Borough	2,405

TABLE 2

## LOCAL UNITS RANKED BY POPULATION - 1994 ESTIMATES

MUNICIPALITY	POPULATION	MUNICIPALITY	POPULATION	MUNICIPALITY	POPULATION
West Amwell Township	2,384	Hampton Borough	1,574	Rocky Hill Borough	722
Gibbsboro Borough	2,363	Frenchtown Borough	1,574	Far Hills Borough	690
Lavallette Borough	2,348	Winfield Township	1,571	Barnegat Light Borough	673
Wenonah Borough	2,343	Chesilhurst Borough	1,531	Stockton Borough	643
Laurel Springs Borough	2,341	Elmer Borough	1,522	Fieldsboro Borough	584
Clinton Town	2,319	Beach Haven Borough	1,519	West Wildwood Borough	460
Sussex Borough	2,265	South Belmar Borough	1,516	Millstone Borough (Somerset)	452
Greenwich Township (Warren)	2,216	Farmingdale Borough	1,510	Corbin City	442
Folsom Borough	2,199	Island Heights Borough	1,508	Shiloh Borough	417
Avon-by-the-Sea Borough	2,187	Eagleswood Township	1,501	Mantoloking Borough	404
Peapack-Gladstone Borough	2,170	Estell Manor City	1,488	Harvey Cedars Borough	379
South Hackensack Township	2,168	Stow Creek Township	1,485	Loch Arbour Village	379
East Newark Borough	2,149	Surf City Borough	1,427	Rockleigh Borough	274
Ocean Gate Borough	2,144	Helmetta Borough	1,385	Cape May Point Borough	257
Sea Girt Borough	2,128	Ship Bottom Borough	1,368	Walpack Township	69
Weymouth Township	2,101	Hardwick Township	1,354	Teterboro Borough	22
South Harrison Township	2,087	Victory Gardens Borough	1,348	Pahaquarry Township	20
Essex Fells Township	2,049	Pemberton Borough	1,342	Pine Valley Borough	19
Swedesboro Borough	2,039	Milford Borough	1,314	Tavistock Borough	12
Woodland Township	2,027	Chester Borough	1,305		
Lafayette Township	2,013	Englishtown Borough	1,291		
Pine Beach Borough	2,002	Longport City	1,259		
Hopewell Borough	1,997	Bay Head Borough	1,253		
Allentown Borough	1,907	Deal Borough	1,206		
Seaside Park Borough	1,901	Elsinboro Township	1,157		
Frelinghuysen Township	1,896	Audubon Park Borough	1,134		
Lower Alloways Creek Township	1,891	Califon Borough	1,119		
Avalon Borough	1,848	Shrewsbury Township	1,110		
Oxford Township	1,833	Lebanon Borough	1,099		
Hope Township	1,810	West Cape May Borough	1,061		
Sandyston Township	1,805	Port Republic City	1,030		
Brooklawn Borough	1,781	Hi-Nella Borough	1,030		
Alpine Borough	1,772	Stone Harbor Borough	1,027		
Woolwich Township	1,726	Bloomsbury Borough	983		
Oldmans Township	1,726	Interiaken Borough	918		
Glen Gardner Borough	1,714	Greenwich Township (Cumberland)	918		
Sea Bright Borough	1,710	Roosevelt Borough	890		
Downe Township	1,699	Branchville Borough	873		
Mannington Township	1,672	Washington Township (Burlington)	823		
Bass River Township	1,590	Allenhurst Borough	763		
Newfield Borough	1,581	Andover Borough	730		

**SUMMARY OF CURRENT FINANCES OF ALL MUNICIPALITIES - DECEMBER 31, 1990 to 1994**

(THOUSANDS OF DOLLARS)\*

<u>ASSETS</u>	1990	1991	1992	1993	1994
Cash	\$ 1,772,002	\$ 1,879,859	\$ 2,023,893	\$ 2,044,435	\$ 2,039,073
Taxes Receivable	462,371	483,930	532,667	511,683	505,931
Title Liens	162,483	213,186	258,589	252,451	229,467
Foreclosed Property	312,164	322,895	344,170	375,808	449,615
Other Receivable	135,502	340,488	191,514	199,288	165,471
State Aid Receivable	103,614	181,122	79,169	141,963	171,926
Emergencies and Deferred Charges	<u>135,315</u>	<u>189,286</u>	<u>131,612</u>	<u>82,314</u>	<u>109,984</u>
TOTAL	\$ <u>3,083,451</u>	\$ <u>3,610,766</u>	\$ <u>3,561,614</u>	\$ <u>3,607,942</u>	\$ <u>3,671,467</u>

LIABILITIES

Cash Liabilities	\$ 1,327,747	\$ 1,658,735	\$ 1,415,147	\$ 1,367,543	\$ 1,408,612
Reserves for Receivable	1,078,313	1,188,539	1,312,438	1,308,326	1,352,622
Surplus Revenues	<u>677,391</u>	<u>763,492</u>	<u>834,029</u>	<u>932,073</u>	<u>894,620</u>
TOTAL	\$ 3,083,451	\$ <u>3,610,766</u>	\$ <u>3,561,614</u>	\$ <u>3,607,942</u>	\$ <u>3,655,854</u>

**SUMMARY OF CURRENT FINANCES OF ALL COUNTIES - DECEMBER 31, 1990 to 1994**

<u>ASSETS</u>	1990	1991	1992	1993	1994
Cash	\$ 569,894	\$ 528,241	\$ 615,986	\$ 582,958	\$ 630,705
State Aid Receivable	13,276	9,418	0	15,040	21,267
Other Receivable	91,423	88,890	378,384	78,403	64,753
Emergencies and Deferred Charges	<u>43,793</u>	<u>8,139</u>	<u>1,878</u>	<u>325,997</u>	<u>402,019</u>
TOTAL	\$ <u>718,386</u>	\$ <u>634,688</u>	\$ <u>996,248</u>	\$ <u>1,002,398</u>	\$ <u>1,118,744</u>

Liabilities

Cash Liabilities	\$ 385,381	\$ 316,101	\$ 389,404	\$ 359,837	\$ 448,273
Reserves for Receivable	71,750	71,665	71,250	74,652	58,565
Surplus Revenues	<u>261,255</u>	<u>246,922</u>	<u>535,594</u>	<u>567,909</u>	<u>611,906</u>
TOTAL	\$ <u>718,386</u>	\$ <u>634,688</u>	\$ <u>996,248</u>	\$ <u>1,002,398</u>	\$ <u>1,118,744</u>

\*Rounded to the nearest thousand

TABLE 4

## SUMMARY OF EXPENDITURES AND REVENUES OF ALL COUNTY GOVERNMENTS - 1990 to 1994

<u>EXPENDITURES</u>	1990	1991	1992	1993	1994
<b>County Functions</b>					
General Government	\$ 536,567,388	\$ 554,948,627	\$ 606,220,655	\$ 503,089,254	\$ 528,723,599
Judiciary	213,406,780	231,576,674	217,750,657	229,217,798	240,557,246
Public Safety	344,315,116	360,592,181	388,632,825	554,011,875	667,958,828
Public Works					
Roads and Bridges	104,282,432	105,928,017	103,428,073	107,774,175	112,721,529
Other	128,708,880	122,259,177	131,808,944	142,369,985	143,734,666
Health	497,652,472	613,744,000	704,442,773	739,006,626	774,690,083
Welfare	386,773,737	420,651,595	400,172,783	381,285,636	418,238,778
Recreation & Conservation	87,918,457	90,461,107	95,032,686	98,643,541	100,171,483
Education	288,770,381	289,664,051	317,834,252	331,480,115	332,873,439
FICA & Fringe Benefits	341,190,994	388,384,747	376,910,382	361,046,857	407,313,631
CETA & Other Public Employment Programs	0	0	0	0	0
<b>Total County Functions</b>	<b>\$ 1,835,297,353</b>	<b>\$ 2,031,092,694</b>	<b>\$ 2,129,629,893</b>	<b>\$ 2,161,606,935</b>	<b>\$ 2,289,743,609</b>
<b>Other Expenses</b>					
* Capital Improvements	\$ 26,753,667	\$ 20,998,142	\$ 21,388,806	\$ 17,378,225	\$ 17,182,333
Debt - Principal	165,698,707	187,367,776	198,965,513	227,007,679	251,949,571
Debt - Interest	128,135,936	136,678,676	149,331,996	145,409,743	150,371,264
Deferred Charges	25,270,203	77,155,726	26,651,698	6,490,243	14,690,608
Reserve for Uncollected Taxes	0	0	0	0	0
<b>Total Other Expenses</b>	<b>\$ 319,104,846</b>	<b>\$ 401,202,178</b>	<b>\$ 374,949,207</b>	<b>\$ 378,907,665</b>	<b>\$ 417,011,443</b>
<b>TOTAL EXPENDITURES</b>	<b>\$ 2,154,402,199</b>	<b>\$ 2,432,294,872</b>	<b>\$ 2,504,579,100</b>	<b>\$ 2,540,514,600</b>	<b>\$ 2,706,755,052</b>
<b>REVENUES</b>					
Surplus (Prior years)	\$ 161,997,975	\$ 178,027,845	\$ 171,787,120	\$ 184,823,994	\$ 184,003,815
Miscellaneous	985,708,930	1,348,828,450	1,448,684,747	1,506,009,012	1,620,105,395
Revenue Sharing	79,875	0	0	7,933	3,797
Current Tax Collections	2,193,422,709	2,157,993,973	2,237,147,332	2,287,882,743	1,821,172,743
<b>TOTAL REVENUES</b>	<b>\$ 3,341,209,489</b>	<b>\$ 3,684,850,268</b>	<b>\$ 3,857,619,199</b>	<b>\$ 3,978,723,682</b>	<b>\$ 3,625,285,750</b>

\* Not included in Total Expenditures

TABLE 5

## SUMMARY OF EXPENDITURES AND REVENUES OF ALL MUNICIPALITIES - 1990 to 1994

<b>EXPENDITURES</b>	<b>1990</b>	<b>1991</b>	<b>1992</b>	<b>1993</b>	<b>1994</b>
<b>Municipal Functions</b>					
General Government	\$ 923,947,928	\$ 897,897,813	\$ 1,071,964,090	\$ 1,068,800,950	\$ 1,104,172,875
Judiciary	63,829,889	73,742,502	78,356,580	83,777,842	83,878,016
Public Safety	1,389,052,482	1,490,665,198	1,545,637,992	1,652,380,228	1,744,950,329
Public Works					
Roads and Bridges	307,626,993	355,195,664	323,231,138	343,111,286	387,775,509
Other	801,730,992	809,688,202	903,702,526	894,813,120	899,282,779
Health	98,115,063	94,689,965	102,751,380	98,210,112	117,637,947
Welfare	49,395,456	38,367,093	34,328,729	42,379,689	46,866,327
Recreation & Conservation	157,775,889	143,379,323	152,236,168	163,999,983	173,590,292
Education	154,122,810	154,274,916	157,568,151	161,837,291	169,593,409
FICA & Fringe Benefits	576,834,364	644,739,033	552,742,909	623,688,340	693,022,357
CETA & Other Public Employment Programs	<u>2,356,814</u>	<u>1,750,663</u>	<u>1,807,482</u>	<u>1,879,277</u>	<u>0</u>
Total Municipal Functions	\$ <u>4,524,788,680</u>	\$ <u>4,704,390,372</u>	\$ <u>4,924,327,145</u>	\$ <u>5,134,878,118</u>	\$ <u>5,420,769,841</u>
<b>Other Expenses</b>					
*Capital Improvements	\$ 43,320,024	\$ 33,743,168	\$ 40,926,008	\$ 57,488,288	\$ 46,948,537
Debt - Principal	257,993,200	297,122,514	312,376,158	337,308,569	371,527,592
Debt - Interest	222,919,141	249,359,118	245,722,511	257,907,491	251,897,636
Deferred Charges	77,365,212	80,276,462	88,981,108	79,686,092	78,328,115
Reserve for Uncollected Taxes	529,022,984	609,265,095	643,134,206	676,598,554	<u>679,284,653</u>
School, County and Special District Taxes	<u>7,264,313,412</u>	<u>7,484,532,466</u>	<u>7,756,238,776</u>	<u>8,091,634,243</u>	<u>1,427,986,533</u>
Total Other Expenses	\$ <u>8,351,613,949</u>	\$ <u>8,720,555,655</u>	\$ <u>9,046,452,759</u>	\$ <u>9,443,134,949</u>	\$ <u>2,809,024,528</u>
<b>TOTAL EXPENDITURES</b>	\$ <u>12,876,402,629</u>	\$ <u>13,424,946,027</u>	\$ <u>13,970,779,904</u>	\$ <u>14,578,013,067</u>	\$ <u>8,229,794,369</u>
<b>REVENUES</b>					
Surplus (Prior years)	\$ 480,598,651	\$ 509,075,940	\$ 502,684,808	\$ 543,709,941	\$ 587,711,741
Miscellaneous	1,936,677,284	1,886,771,023	1,920,656,895	1,975,618,228	2,115,355,497
State Aid	437,868,565	841,273,980	880,831,662	924,893,813	944,311,005
State and Local Fiscal Assistance Act Utilized	84,051	9,505	322	107	26
Delinquent Taxes and Liens	330,304,111	411,878,663	425,971,857	466,800,120	489,135,050
Current Tax Collections	<u>9,462,412,276</u>	<u>8,805,241,814</u>	<u>9,700,453,592</u>	<u>10,298,611,826</u>	<u>10,857,659,275</u>
<b>TOTAL REVENUES</b>	<u>12,647,944,938</u>	<u>12,454,250,925</u>	<u>13,430,599,136</u>	<u>14,209,634,035</u>	<u>14,994,172,594</u>

\* Not included in Total Expenditures

**TABLE 6**

**STATEWIDE TRENDS IN STATUTORY NET CAPITAL DEBT**

The following statement, showing the statutory capital debt of counties and municipalities, represents the outstanding indebtedness authorized, including issued and unissued debt.

	1990	1991	1992	1993	1994
<b><u>Municipal Gross Debt</u></b>					
School	\$ 1,807,407,375	\$ 1,890,381,137	\$ 2,337,180,215	\$ 2,712,909,342	\$ 2,880,551,086
Utility	1,509,823,247	1,818,794,219	1,705,249,953	1,807,076,959	1,880,768,968
General	<u>4,084,149,336</u>	<u>4,747,769,216</u>	<u>5,133,681,364</u>	<u>5,360,928,012</u>	<u>5,594,383,750</u>
Total Municipal Gross Debt	\$ 7,401,379,958	\$ 8,456,944,572	\$ 9,176,111,532	\$ 9,880,914,313	\$ 10,355,703,804
Statutory Deductions	<u>3,457,695,452</u>	<u>3,813,252,789</u>	<u>4,052,949,180</u>	<u>4,570,158,568</u>	<u>4,903,070,585</u>
Municipal Net Debt	\$ <u>3,943,684,506</u>	\$ <u>4,643,691,783</u>	\$ <u>5,123,162,352</u>	\$ <u>5,310,755,745</u>	\$ <u>5,452,633,219</u>
Percent of Net Debt	<u>0.82%</u>	<u>0.92%</u>	<u>1.01%</u>	<u>1.07%</u>	<u>0.96%</u>
<b><u>County Gross Debt</u></b>					
Statutory Deductions	<u>1,045,227,888</u>	<u>1,235,861,955</u>	<u>1,320,621,928</u>	<u>2,364,599,697</u>	<u>2,205,589,029</u>
County Net Debt	\$ <u>2,646,005,801</u>	\$ <u>2,968,955,334</u>	\$ <u>3,182,801,540</u>	\$ <u>3,216,189,275</u>	\$ <u>3,487,549,712</u>
Percent of Net Debt	<u>0.55%</u>	<u>0.59%</u>	<u>0.63%</u>	<u>0.65%</u>	<u>0.62%</u>
<b><u>Municipal and County Debt</u></b>					
Gross Debt	\$ 11,092,613,647	\$ 12,661,761,861	\$ 13,679,535,000	\$ 15,461,703,285	\$ 16,048,842,545
Statutory Deductions	<u>4,502,923,340</u>	<u>5,049,114,744</u>	<u>5,373,571,108</u>	<u>6,934,758,265</u>	<u>7,108,659,614</u>
Net Debt	\$ <u>6,589,690,307</u>	\$ <u>7,612,647,117</u>	\$ <u>8,305,963,892</u>	\$ <u>8,526,945,020</u>	\$ <u>8,940,182,931</u>
Percent of Net Debt	<u>1.37%</u>	<u>1.51%</u>	<u>1.64%</u>	<u>1.71%</u>	<u>1.58%</u>
<b>Average of Three Years'</b>					
Equalized Valuation	<u>\$479,748,271,304</u>	<u>\$503,473,922,396</u>	<u>\$504,933,084,740</u>	<u>\$497,587,691,974</u>	<u>\$565,403,696,605</u>

**TABLE 7**

**TOTAL GROSS AND NET DEBT OF MUNICIPALITIES AND COUNTIES BY COUNTY FOR 1994**

This table shows the total gross debt of municipalities and counties, the total net debt, and the percentage that net debt bears to the "equalized valuation basis" of the three preceeding years.\*

COUNTY	GROSS DEBT			NET DEBT			% OF NET DEBT			EQUALIZED VALUATION BASIS
	MUNICIPAL	COUNTY	TOTAL	MUNICIPAL	COUNTY	TOTAL	MUN.	CNTY.	TOTAL	
Atlantic	\$ 564,264,007	\$ 97,022,913	\$ 661,286,920	\$ 227,354,791	\$ 90,996,413	\$ 318,351,204	1.24%	0.50%	1.73%	\$ 18,378,946,108
Bergen	658,719,215	369,357,247	1,028,076,462	487,824,284	360,386,247	848,210,531	0.64%	0.47%	1.12%	75,965,172,346
Burlington	455,377,268	391,307,779	846,685,047	189,929,930	213,478,958	403,408,888	1.01%	1.14%	2.15%	18,780,475,954
Camden	555,382,968	981,110,093	1,536,493,061	284,876,523	160,845,833	445,722,356	1.48%	0.84%	2.32%	19,246,883,161
Cape May	240,214,059	345,169,866	585,383,925	132,852,139	88,856,732	221,708,871	1.03%	0.69%	1.71%	12,949,819,326
Cumberland	113,420,844	68,058,940	181,479,784	35,197,351	46,131,991	81,329,342	0.88%	1.15%	2.02%	4,022,307,884
Essex	923,402,572	930,817,395	1,854,219,967	421,812,371	455,539,876	877,352,247	1.13%	1.22%	2.35%	37,357,593,992
Gloucester	293,416,851	101,394,677	394,811,528	88,273,119	85,313,801	173,586,920	0.84%	0.81%	1.65%	10,500,388,744
Hudson	1,092,525,522	257,386,694	1,349,912,216	571,003,666	129,521,350	700,525,016	2.61%	0.59%	3.20%	21,870,514,894
Hunterdon	120,934,305	106,153,875	227,088,180	42,186,580	106,096,708	148,283,288	0.45%	1.13%	1.57%	9,421,099,529
Mercer	663,451,253	270,334,294	933,785,547	336,155,996	109,225,576	445,381,572	1.82%	0.59%	2.42%	18,440,099,475
Middlesex	1,176,857,023	291,832,257	1,468,689,280	639,548,147	260,034,257	899,582,404	1.50%	0.61%	2.10%	42,750,687,603
Monmouth	710,391,978	285,356,875	995,748,853	359,575,799	202,167,329	561,743,128	0.93%	0.52%	1.45%	38,718,604,989
Morris	873,650,370	222,607,408	1,096,257,778	472,319,339	220,227,908	692,547,247	1.21%	0.56%	1.77%	39,033,717,735
Ocean	481,545,168	318,483,353	800,028,521	281,429,776	316,476,961	597,906,737	0.91%	1.02%	1.93%	30,987,239,016
Passaic	436,377,118	243,546,523	679,923,641	265,879,569	239,507,704	505,387,273	1.15%	1.03%	2.18%	23,179,964,821
Salem	47,774,888	7,204,355	54,979,243	12,154,654	6,086,355	18,241,009	0.45%	0.23%	0.68%	2,694,667,514
Somerset	284,846,258	163,326,000	448,172,258	174,772,336	162,264,800	337,037,136	0.76%	0.71%	1.47%	22,960,667,345
Sussex	134,906,468	62,699,500	197,605,968	52,240,237	60,242,498	112,482,735	0.06%	0.07%	0.14%	81,515,870,839
Union	443,681,016	147,074,199	590,755,215	345,156,080	145,253,917	490,409,997	1.10%	0.46%	1.57%	31,322,537,763
Warren	84,564,653	32,894,498	117,459,151	32,090,532	28,894,498	60,985,030	0.60%	0.54%	1.15%	5,306,437,566
	<u>\$10,355,703,804</u>	<u>\$ 5,693,138,741</u>	<u>\$16,048,842,545</u>	<u>\$ 5,452,633,219</u>	<u>\$ 3,487,549,712</u>	<u>\$ 8,940,182,931</u>	<u>0.96%</u>	<u>0.62%</u>	<u>1.58%</u>	<u>\$565,403,696,605</u>

\*Amounts rounded to the nearest dollar

## AUTHORITY DEBT - DECEMBER 31, 1994

The following tabulation represents the outstanding capital debt of locally created Authorities within New Jersey. Local Authorities operate on various fiscal years. The amounts shown below reflect outstanding bonds, notes, loans and mortgages payable by the Authority as of the representative fiscal year ended nearest to December 31, 1994. The information was obtained from reports of audit filed with the Division.

AUTHORITY	TYPE	Total Debt	AUTHORITY	TYPE	Total Debt
Aberdeen	MUA	17,310,000	Delanco	SA	0
Asbury Park	PA	0	Delaware	MUA	113,000
Atlantic City	MUA	24,220,707	Delran	SA	19,957,546
Atlantic Co.	IA	156,320,870	Deptford	MUA	11,588,984
Atlantic Co.	UA	65,345,595	Dover	MUA	21,902,812
Atl. Hglnds-Hglnds	RSA	10,702,400	Dover	PA	8,330
Bayonne	PA	0	Dunellen	PA	14,820
Bayshore	RSA	71,818,720	East Brunswick	SA	2,516,050
Beach Haven	SA	12,000	East Orange	PA	384,483
Beachwood	SA	3,863,407	East Windsor	MUA	37,444,865
Bergen Co.	IA	146,604	Eatontown	SA	1,200,000
Bergen Co.	UA	300,917,791	Edgewater	MUA	31,349,223
Berkeley	MUA	8,921,971	Edgewater Park	SA	0
Berkeley	SA	4,851,077	Egg Harbor	MUA	5,115,000
Bernards	SA	19,005,000	Elizabeth	PA	2,604,880
Beverly	SA	0	Elk	MUA	0
Bordentown	SA	28,745,000	Essex Co.	IA	288,597,572
Brick	MUA	74,280,000	Evesham	MUA	42,585,000
Bridgeton (A)	MPA	960,754	Ewing-Lawrence	SA	19,465,000
Buena	MUA	7,009,987	Florham Park	SA	9,895,000
Burlington Co. Bridge Comm	BC	32,795,000	Fort Lee	PA	0
Camden	PA	1,147,629	Franklin (Som)	SA	5,310,000
Camden Co.	IA	114,750,000	Gloucester Co.	IA	105,786,401
Camden Co.	MUA	734,232,821	Gloucester Co.	PCFA	0
Camden Co.	PCFA	206,219,303	Gloucester Co.	UA	41,462,037
Cape May Co.	BC	3,980,000	Gloucester Twp.	MUA	10,440,000
Cape May Co.	MUA	311,773,347	Hackettstown	MUA	23,404,225
Cape May Co.	PCFA	0	Hackettstown	PA	0
Carlstadt	SA	2,747,000	Hamilton (Atl)	MUA	16,185,000
Carneys Point	SA	7,075,999	Hanover	SA	15,749,772
Cinnaminson	SA	5,695,000	Hardyston	MUA	0
Clementon	SA	550,000	Hazlet	SA	5,173,920
Clinton	SA	1,780,000	Highland Park	PA	0
Cumberland Co.	IA	21,362,457	Hillsborough	MUA	9,285,000
Cumberland Co.	UA	12,295,000	Hoboken	PA	9,615,746

TABLE 8 (Continued)

## AUTHORITY DEBT - DECEMBER 31, 1994

AUTHORITY	TYPE	Total Debt	AUTHORITY	TYPE	Total Debt
Hoboken-Union City-Weehawken	SA	144,816,847	Mount Holly	SA	9,471,149
Hudson Co.	IA	332,215,880	Mount Laurel	MUA	17,320,000
Hunterdon Co.	UA	300,000	Musconetcong	SA	40,110,617
Independence	MUA	0	National Park	MUA	255,000
Jackson	MUA	4,189,000	Neptune Twp.	SA	13,162,344
Jersey City Incln	INCA	5,880,757	Newark	PA	1,325,000
Jersey City	MPA	7,461,085	New Brunswick	PA	45,794,125
Jersey City	PA	2,115,615	Newton	PA	0
Jersey City Redevelopment Agency	REDA	0	North Bergen	MUA	91,425,000
Jersey City	SA	93,026,136	North Bergen	PA	0
Keansburg	MUA	18,195,000	North Plainfield	PA	0
Kearny	MUA	9,175,460	Northeast Mon. Co.	RSA	34,818,215
Lacey	MUA	53,276,670	Northwest Bergen Co.	UA	50,929,987
Lakewood	MUA	5,575,000	Ocean Co.	UA	255,256,186
Lambertville	SA	2,545,000	Ocean Twp.	MUA	11,092,458
Landis	SA	20,747,848	Ocean Twp.	SA	28,836,425
Laurel Springs	SA	0	Old Bridge	MUA	38,605,374
Lebanon Borough	SA	0	Passaic Co.	UA	94,577,887
Linden-Roselle	SA	12,197,072	Passaic Valley	WC	69,154,148
Lindenwold	MUA	0	Paterson	MUA	0
Little Egg Harbor	MUA	9,845,000	Paterson	PA	5,830,000
Logan	MUA	3,595,000	Pemberton	MUA	0
Long Branch	SA	23,755,233	Penns Grove	SA	2,849,075
Lower	MUA	23,820,279	Pennsauken	SA	4,440,000
Manasquan River	RSA	0	Pennsville	SA	8,819,534
Mantua	MUA	12,150,000	Peq.-Linc.Pk-Fair.	SA	31,621,468
Marlboro	MUA	17,762,819	Peq. River Basln	RSA	21,055,811
Mercer Co.	IA	486,001,425	Perth Amboy	PA	840,000
Merchantville-Pennsauken	WC	827,048	Phillipsburg	PA	7,800
Metuchen	PA	315,000	Pine Hill	MUA	2,972,389
Middlesex Co.	IA	11,327,125	Plumsted	MUA	0
Middlesex Co.	UA	306,635,105	Pompton Lakes	MUA	14,363,763
Middletown	SA	24,870,000	Pt. Pleasant Beach	PA	0
Mon. Co Bayshore	OA	1,575,000	Rahway City	PA	0
Monmouth Co.	IA	294,270,000	Rahway Valley	SA	7,560,893
Monroe (Glou)	MUA	10,121,726	Raritan Twp.	MUA	14,870,709
Monroe (Midd)	MUA	24,916,542	Readington-Lebanon	SA	5,280,000
Montville	MUA	22,612,883	Riverside	SA	8,912,187
Morris Co.	MUA	19,828,755	Rockaway Valley	RSA	26,211,564
Morristown	PA	6,030,126	Rockelgh	SA	0



TABLE 9

TRENDS IN CURRENT AND DELINQUENT LOCAL PROPERTY TAXES

(AN HISTORICAL TABLE SHOWING LEVIES, COLLECTIONS, AND DELINQUENCIES SINCE 1970)

YEAR	CURRENT						DELINQUENT		
	CASH COLLECTIONS TOTAL TAX LEVY	AMOUNT	%	% OF LEVY CANCELLED OR ADJUSTED	OUTSTANDING DEC. 31 AMOUNT	%	DELINQUENT TAXES (ALL YEARS)*	OUTSTANDING DEC. 31 TAX TITLE LIENS	FORECLOSED PROPERTY
1970	1,965,610,339	1,857,735,761	94.51	.98	88,834,447	4.51	116,331,182	36,453,999	54,080,687
1971	2,228,700,613	2,107,940,802	94.58	.64	96,297,126	4.32	123,331,414	43,110,986	58,023,891
1972	2,452,254,384	2,323,698,669	94.76	.55	102,686,227	4.19	130,638,352	48,363,795	67,890,472
1973	2,598,745,142	2,465,654,270	94.87	.57	108,651,329	4.18	136,402,145	57,401,373	77,806,556
1974	2,779,195,767	2,629,046,026	94.60	.69	127,539,699	4.59	162,304,272	60,106,637	97,451,943
1975	3,029,408,635	2,853,776,163	94.20	.70	145,052,461	4.79	185,521,327	72,442,111	102,078,118
1976	3,354,853,643	3,165,060,889	94.34	.82	142,663,904	4.25	187,043,752	83,982,002	122,910,533
1977	3,305,642,100	3,138,535,798	94.95	.64	128,539,284	3.89	175,674,729	78,875,324	141,098,333
1978	3,382,844,855	3,223,886,852	95.30	.56	121,417,610	3.59	167,709,975	81,170,959	151,851,345
1979	3,521,414,644	3,393,315,323	96.36	.53	131,454,324	3.73	170,939,711	69,858,024	163,740,047
1980	3,863,438,643	3,675,617,955	95.14	.54	150,051,469	3.88	190,397,219	68,578,962	187,828,918
1981	4,276,515,902	4,054,260,723	94.80	.59	178,506,117	4.17	217,883,838	74,138,690	217,093,389
1982	4,628,982,448	4,394,429,211	94.93	.52	189,564,927	4.09	230,226,316	84,268,523	237,476,664
1983	5,005,188,446	4,765,543,672	95.21	.56	191,716,284	3.83	224,912,999	91,606,790	257,033,428
1984	5,357,729,212	5,165,526,211	96.41	.40	194,056,730	3.62	218,852,216	94,016,178	281,666,834
1985	5,676,751,632	5,427,568,172	95.61	.40	206,064,153	3.63	230,036,526	93,450,898	285,493,714
1986	6,325,701,453	6,067,178,867	95.91	.30	219,117,346	3.61	250,717,041	85,927,197	284,690,229
1987	7,022,956,800	6,754,333,216	96.17	.34	226,827,016	3.36	259,123,579	83,299,155	289,757,300
1988	7,968,790,778	7,649,833,535	96.00	.77	276,993,185	3.48	310,769,961	74,149,683	288,921,465
1989	8,934,923,306	8,525,243,979	95.40	.38	353,007,305	3.95	392,612,418	88,946,492	293,676,697
1990	9,959,468,577	9,462,412,275	95.01	.49	422,412,028	4.24	462,370,894	162,482,842	312,163,675
1991	9,305,227,440	8,805,241,814	94.63	.57	391,930,887	4.21	483,929,886	213,186,230	322,894,852
1992	10,695,613,140	9,700,453,592	90.70	.71	445,361,935	4.16	532,667,140	258,589,460	344,170,375
1993	10,857,019,192	10,298,611,826	94.86	.67	437,031,026	4.02	511,682,753	252,451,568	375,808,098
1994	11,348,726,125	10,857,659,275	95.67	.55	539,150,553	4.75	505,931,494	229,466,592	449,614,560

\*Includes December 31st figures of current year

Table 10

## SPECIAL DISTRICT TAXES LEVIED IN 1994

This table presents a tabulation of special district taxes levied upon a portion of the municipalities listed for the specific services (F) Fire, (G) Garbage, (W) Water, (C) Commons, (SI) Special Improvements. These taxes and obligations are the sole responsibility of the special districts; operations cause no liability for the balance of the municipality.

MUNICIPALITY	# Fire Dist's	Fire Amount	Other Dist's	Other Amount	Total Dist's	Tax Levy	MUNICIPALITY	# Fire Dist's	Fire Amount	Other Dist's	Other Amount	Total Dist's	Tax Levy
Aberdeen Twp.	2	1,847,725			2	1,847,725	Lower Twp.	3	\$1,160,724			3	1,111,258
Atlantic City			SI	1,040,036	1	1,040,036	Manalapan Twp.	2	\$894,567			2	833,547
Berlin Twp.	1	170,000			1	170,000	Manasquan Boro.	1	\$240,508			1	223,734
Beverly City	1	90,544			1	90,544	Mansfield Twp. (Burl.)	1				1	4,330
Bordentown Twp.	2	481,070			2	481,070	Marlboro Twp.	3	\$1,087,000			3	1,070,882
Brick Twp.	3	1,061,000			3	1,061,000	Maurice River Twp.	5	\$169,509			5	132,847
Bridgewater Twp.	4	859,687	G	76,276	5	935,965	Middle Twp.	4	\$918,685			4	658,688
Buena Boro.	2	164,575			2	164,575	Middletown Twp.			G	2,700,000	1	2,700,000
Buena Vista Twp.	5	310,742			5	310,742	Millstone Twp.	1	\$278,076			1	278,202
Burlington Twp.	1	662,593			1	662,593	Milne Hill Boro.			G	328,200	1	328,200
Cedar Grove Twp.						0	Monroe Twp. (Midd.)	3	\$1,436,762			3	1,337,170
Cherry Hill Twp.	1	6,409,349			1	6,409,349	Montgomery Twp.	2	\$425,980			2	406,900
Chester Twp.			W	4,006	1	4,006	Montville Twp.	3	\$984,528			3	827,236
Chesterfield Twp.	2	116,747			2	116,747	Moorestown Twp.	2	\$1,098,054			2	1,084,800
Cinnaminson Twp.	1	865,858			1	865,858	Mount Holly Twp.	1	\$243,850			1	244,400
Commercial Twp.	3	276,098			3	276,098	Mount Laurel Twp.	1	\$1,667,342			1	1,508,979
Delanco Twp.	1	196,000			1	196,000	Mount Olive Twp.			G	918,262	1	918,262
Delran Twp.	1	772,944			1	772,944	Neptune Twp.	2	\$1,572,754			2	1,370,707
Dennis Twp.	3	231,590			3	231,590	Ocean Twp. (Mon.)	2	\$1,387,815			2	1,404,585
Deptford Twp.	1	1,385,051			1	1,385,051	Old Bridge Twp.	4	\$2,115,135			4	2,034,912
Dover Twp.	2	3,560,170			2	3,560,170	Pars-Troy Hills Twp.	6	\$1,358,828			6	1,400,311
Downe Twp.	3	116,483			3	116,483	Pennington Boro.	1	\$83,925			1	68,835
East Brunswick Twp.	3	1,544,259			3	1,544,259	Pennsauken Twp.					0	0
Eastampton Twp.	1	189,902			1	189,902	Pine Hill Boro.	1	\$297,121			1	274,778
Edgewater Park Twp.	1	205,457			1	205,457	Pliscataway Twp.	4	\$1,992,255			4	1,896,752
Edison Twp.						0	Pittsgrove Twp.	3	\$334,792			3	330,626
Englishtown Boro.	1	123,272			1	123,272	Plainsboro Twp.	1	\$568,000			1	568,000
Evesham Twp.	1	2,171,000			1	2,171,000	Plumsted Twp.	1	\$137,761			1	108,861
Ewing Twp.	1	258,000			1	258,000	Red Bank Boro.			SI	238,140	1	238,140
Florence Twp.	1	431,650			1	431,650	Riverside Twp.	1	\$285,100			1	247,200
Franklin Twp. (Glou.)	5	558,043			5	558,043	South Brunswick Twp.	3	\$1,017,275			3	999,020
Franklin Twp. (Som.)	4	1,910,318			4	1,910,318	Spring Lake Hgts. Boro.	1	\$167,561			1	147,910
Freehold Boro.			SI	107,020	1	107,020	Stillwater Twp.			W	49,500	1	49,500
Freehold Twp.	2	891,363			2	891,363	Swedesboro Boro.			G	172,857	1	172,857
Gloucester Twp.	6	2,576,553			6	2,576,553	Tabernacle Twp.	1	\$213,479			1	155,618
Haddon Twp.	4	436,533			4	436,533	Tinton Falls Boro.	2	\$699,994			2	750,656
Hamilton Twp. (All.)			G	1,108,500	1	1,108,500	Trenton City					0	0
Hamilton Twp. (Mer.)	9	6,459,023			9	6,459,023	Upper Twp.	4	\$679,704			4	637,750
Hanover Twp.	2	844,800			2	844,800	Vineland City			G	2,410,000	1	2,410,000
Harrison Twp.	1	329,474			1	329,474	Vineland City			SI	82,449	1	82,449
Hazlet Twp.	1	832,499			1	832,499	Voorhees Twp.	3	\$2,399,380			3	2,135,000
Hillsborough Twp.	1	473,320			1	473,320	Wall Twp.	3	\$649,974			3	640,721
Hopewell Boro.	1	73,850			1	73,850	Washington Twp. (Glou.)	1	\$1,706,559	G	4,282,577	2	5,783,565
Hopewell Twp.	3	693,907			3	693,907	Washington Twp. (Mer.)	1	\$365,975			1	387,523
Howell Twp.	5	1,741,551			5	1,741,551	Weehawken Twp.			G	840,000	1	840,000
Jackson Twp.	4	1,526,142			4	1,526,142	Westville Boro.	1	\$237,805			1	230,005
Jamesburg Boro.	1	208,920			1	208,920	Wharton Boro.			G	452,910	1	452,910
Jefferson Twp.			G	2,204,770	1	2,204,770	Winslow Twp.	1	\$969,434			1	843,650
Lakewood Twp.	1	1,588,613			1	1,588,613	Woodbridge Twp.	9	\$7,683,249			9	7,549,673
Lambertville City	1	226,496			1	226,496							
Linderoold Boro.	1	458,783			1	458,783							
Little Egg Harbor Twp.	3	514,305			3	514,305							
							TOTALS		<u>84,397,364</u>		<u>17,123,305</u>		<u>99,774,632</u>

TABLE 11

## EQUALIZED PROPERTY TAX RATE

The equalized property tax rates for selected years are shown below for all municipalities by County area. These tax rates are the result of multiplying the general tax rate by the ratio of assessed to true value as certified by the Director of Taxation on October 1st of each year pursuant to statute. Thus, the table shows the tax rate that would be applied if the assessment level were 100 percent. This permits ready comparison of the tax trends of New Jersey's local units.

<u>ATLANTIC COUNTY</u>	1990	1991	1992	1993	1994	<u>BERGEN (Cont'd)</u>	1990	1991	1992	1993	1994
Absecon City	2.26	2.35	2.35	2.46	2.49	Edgewater Borough	1.25	1.29	1.45	1.76	1.96
Atlantic City	1.99	1.82	2.35	2.23	2.33	Elmwood Park Borough	1.52	1.58	1.76	1.83	1.94
Brigantine City	1.59	1.86	1.85	2.01	2.18	Emerson Borough	2.04	1.92	2.08	2.23	2.29
Buena Borough	2.36	2.21	2.42	2.09	2.31	Englewood City	1.86	1.98	2.26	2.45	2.66
Buena Vista Township	1.63	1.71	1.83	1.76	1.86	Englewood Cliffs Borough	0.89	0.92	0.98	1.01	1.20
Corbin City	1.59	1.59	1.35	1.30	1.78	Fair Lawn Borough	1.74	1.80	1.97	2.10	2.23
Egg Harbor City	2.99	2.97	2.92	3.23	3.25	Fairview Borough	1.77	1.89	2.08	2.39	2.32
Egg Harbor Township	1.73	1.76	1.74	1.79	1.87	Fort Lee Borough	1.03	1.30	1.42	1.68	1.83
Estell Manor City	1.74	1.72	1.56	1.78	1.91	Franklin Lakes Borough	1.09	1.23	1.38	1.41	1.50
Folsom Borough	2.50	1.97	2.22	2.23	2.10	Garfield City	1.81	1.91	1.98	2.37	2.45
Galloway Township	1.93	1.98	1.96	1.99	2.16	Glen Rock Borough	1.75	1.95	2.11	2.19	2.29
Hamilton Township	1.77	1.72	1.99	2.33	2.37	Hackensack City	2.04	2.03	2.30	2.53	2.83
Hammonton Township	2.27	2.03	2.16	2.45	2.38	Harrington Park Borough	1.98	2.11	2.21	2.24	2.33
Linwood City	2.06	2.12	2.34	2.52	2.81	Hasbrouck Heights Borough	1.82	1.88	2.02	2.22	2.32
Longport City	0.96	1.03	1.03	1.17	1.16	Haworth Borough	1.56	1.75	1.94	2.08	2.21
Margate City	1.42	1.43	1.46	1.59	1.69	Hillsdale Borough	1.87	1.96	2.01	2.05	2.15
Mullica Township	1.99	1.92	2.13	2.23	2.24	Ho-Ho-Kus Borough	1.24	1.36	1.47	1.53	1.60
Northfield City	2.48	2.53	2.71	2.72	2.80	Leonia Borough	1.69	1.79	1.99	2.21	2.56
Pleasantville City	2.75	2.56	2.63	2.90	2.98	Little Ferry Borough	1.59	1.71	1.88	2.00	2.06
Port Republic City	1.86	1.64	1.78	1.92	2.15	Lodi Borough	2.00	2.21	2.19	2.18	2.41
Somers Point City	2.30	2.13	2.14	2.40	2.56	Lyndhurst Township	1.56	1.44	1.44	1.51	1.90
Ventnor City	1.66	1.73	1.78	1.95	2.18	Mahwah Township	1.29	1.07	1.40	1.48	1.58
Weymouth Township	2.03	1.89	1.78	1.89	1.83	Maywood Borough	1.67	1.84	2.06	2.10	1.99
						Midland Park Borough	1.76	1.85	1.95	1.97	2.15
<u>BERGEN COUNTY</u>						Montvale Borough	1.32	1.46	1.63	1.84	2.07
Allendale Borough	1.67	1.83	1.95	1.96	2.07	Moonachie Borough	0.95	1.10	1.21	1.26	1.22
Alpine Borough	0.67	0.74	0.78	0.84	0.97	New Milford Borough	2.15	2.04	2.29	2.30	2.32
Bergenfield Borough	2.16	2.30	2.53	2.61	2.78	North Arlington Borough	1.35	1.57	1.61	1.68	1.87
Bogota Borough	2.23	2.17	2.42	2.56	2.89	Northvale Borough	1.83	1.99	2.10	2.17	2.22
Carlstadt Borough	0.94	1.04	1.33	1.46	1.52	Norwood Borough	1.52	1.66	1.80	1.93	1.96
Cliffside Park Borough	1.51	1.50	1.63	1.76	1.86	Oakland Borough	2.01	2.14	2.28	2.42	2.49
Closter Borough	1.68	1.81	1.98	2.03	2.08	Old Tappan Borough	1.28	1.49	1.58	1.61	1.63
Cresskill Borough	1.56	1.66	1.85	1.96	2.10	Oradell Borough	1.64	1.78	1.92	2.08	2.16
Demarest Borough	1.64	1.86	2.06	2.05	2.17	Palisades Park Borough	1.49	1.60	2.06	2.02	2.09
Dumont Borough	2.27	2.29	2.34	2.43	2.56	Paramus Borough	1.37	1.32	1.52	1.69	1.64
East Rutherford Borough	0.99	1.15	1.41	1.21	1.46	Park Ridge Borough	1.72	1.82	1.87	1.93	1.95
Edgewater Borough	1.25	1.29	1.45	1.76	1.96	Ramsey Borough	1.73	1.80	1.90	2.00	2.10
Elmwood Park Borough	1.52	1.58	1.76	1.83	1.94	Ridgefield Borough	1.07	1.19	1.24	1.61	1.58
						Ridgefield Park Village	1.75	1.96	2.26	2.30	2.59

TABLE 11

## EQUALIZED PROPERTY TAX RATE

BERGEN COUNTY (Cont'd)	1990	1991	1992	1993	1994	BURLINGTON COUNTY (Cont'd)	1990	1991	1992	1993	1994
Ridgewood Village	1.91	2.06	2.24	2.27	2.28	Moorestown Township	1.96	2.05	2.16	2.31	2.35
River Edge Borough	1.84	2.03	2.17	2.23	2.30	Mount Holly Township	2.49	2.67	2.88	2.98	3.01
River Vale Township	1.81	1.93	2.06	2.08	2.19	Mount Laurel Township	1.77	1.85	2.00	1.95	1.94
Rochelle Park Township	1.42	1.46	1.70	1.78	1.76	New Hanover Township	2.14	0.73	0.33	0.42	0.99
Rockleigh Borough	0.39	0.58	0.74	0.60	0.69	North Hanover Township	1.62	1.33	1.56	1.66	1.66
Rutherford Borough	1.90	2.00	2.17	2.32	2.44	Palmyra Borough	2.16	1.99	2.19	2.26	2.42
Saddle Brook Township	1.26	1.44	1.60	1.80	1.85	Pemberton Borough	2.40	2.14	2.48	2.49	2.56
Saddle River Borough	0.69	0.74	0.77	0.79	0.86	Pemberton Township	2.47	2.24	2.09	2.19	2.16
South Hackensack Township	1.53	1.71	1.85	1.89	2.07	Riverside Township	2.06	1.82	2.02	2.09	2.31
Teaneck Township	2.07	2.15	2.34	2.52	2.70	Riverton Borough	2.12	2.23	2.48	2.56	2.66
Tenafly Borough	1.56	1.76	1.93	2.08	2.11	Shamong Township	2.42	1.82	1.86	1.97	2.02
Teterboro Borough	1.02	1.23	1.26	1.28	1.30	Southampton Township	2.63	1.62	1.67	1.69	1.84
Upper Saddle River Borough	1.33	1.49	1.57	1.61	1.66	Springfield Township	2.04	1.81	1.83	2.13	2.08
Waldwick Borough	1.92	2.11	2.25	2.32	2.45	Tabernacle Township	2.64	1.72	1.83	1.97	2.06
Wallington Borough	1.68	1.69	1.69	1.93	2.05	Washington Township	2.35	2.39	2.26	1.96	1.98
Washington Township	1.59	1.72	1.87	1.92	2.00	Westampton Township	2.42	2.37	2.33	2.24	2.36
Westwood Borough	1.65	1.70	1.91	2.01	1.99	Willingboro Township	2.63	2.63	2.68	2.46	2.53
Woodcliff Lake Borough	1.50	1.76	1.96	2.00	1.83	Woodland Township	2.04	1.96	2.09	1.86	2.09
Wood-Ridge Borough	1.63	1.57	1.63	1.74	2.01	Wrightstown Borough	2.64	0.85	1.40	1.16	1.59
Wyckoff Township	1.50	1.56	1.68	1.72	1.77						
						<b>CAMDEN COUNTY</b>					
<b>BURLINGTON COUNTY</b>						Audubon Borough	2.47	2.30	2.38	2.62	2.92
Bass River Township	2.02	1.97	1.82	2.13	2.27	Audubon Park Borough	5.53	3.59	4.21	5.03	6.44
Beverly City	2.49	2.20	2.35	2.35	2.47	Barrington Borough	2.69	2.83	3.07	3.10	3.20
Bordentown City	2.35	2.60	2.69	2.77	2.93	Bellmawr Borough	2.95	2.56	2.56	2.69	2.93
Bordentown Township	2.27	2.30	2.41	2.56	2.58	Berlin Borough	2.37	2.08	2.37	2.58	2.74
Burlington City	1.71	1.90	2.20	2.16	2.21	Berlin Township	2.36	2.32	2.35	2.49	2.78
Burlington Township	2.15	1.89	1.81	2.17	2.20	Brooklawn Borough	2.93	2.80	2.52	2.67	2.97
Chesterfield Township	1.85	1.85	2.03	2.15	2.20	Camden City	4.67	4.81	3.51	4.04	4.18
Cinnaminson Township	1.82	1.92	1.96	2.14	2.17	Cherry Hill Township	2.40	2.52	2.52	2.60	2.67
Delanco Township	2.17	2.06	2.10	2.44	2.41	Cheshurst Borough	3.18	2.93	2.80	3.09	3.03
Delran Township	1.99	2.02	2.12	2.18	2.21	Clementon Borough	2.97	2.55	2.50	2.98	3.29
Eastampton Township	2.37	2.09	2.05	2.22	2.43	Collingswood Borough	2.59	2.48	2.47	2.70	2.88
Edgewater Park Township	2.07	1.98	2.16	2.20	2.30	Gibbsboro Borough	2.60	2.44	2.56	2.55	2.78
Evesham Township	1.95	1.78	1.89	2.07	2.16	Gloucester City City	2.77	2.75	2.71	2.86	3.02
Fieldsboro Borough	2.51	2.16	2.70	2.55	3.06	Gloucester Township	2.74	2.57	2.45	2.55	2.70
Florence Township	2.00	2.04	2.15	2.35	2.53	Haddon Township	2.37	2.53	2.69	2.71	2.91
Hainesport Township	2.34	2.30	2.11	2.15	2.21	Haddonfield Borough	2.39	2.27	2.43	2.55	2.77
Lumberton Township	2.19	2.13	2.23	2.25	2.32	Haddon Heights Borough	2.33	2.56	2.62	2.75	2.97
Mansfield Township	1.78	1.70	1.87	1.90	1.86	HI-Nella Borough	2.55	2.28	2.57	2.43	2.58
Maple Shade Township	2.26	2.25	2.30	2.55	2.59	Laurel Springs Borough	2.77	2.48	2.72	2.86	3.26
Medford Township	2.01	1.86	2.03	2.11	2.16	Lawnside Borough	3.07	3.12	2.93	2.95	3.12
Medford Lakes Borough	2.32	2.18	2.50	2.51	2.52	Lindenwold Borough	2.99	2.99	2.91	3.10	3.21

TABLE 11

## EQUALIZED PROPERTY TAX RATE

<u>CAMDEN COUNTY (Cont'd)</u>						<u>CUMBERLAND COUNTY (Cont'd)</u>					
	1990	1991	1992	1993	1994		1990	1991	1992	1993	1994
Magnolia Borough	2.82	2.77	3.02	3.15	3.33	Greenwich Township	2.85	2.63	2.43	2.52	2.83
Merchantville Borough	2.77	2.71	2.89	2.94	2.97	Hopewell Township	2.15	1.93	2.31	2.33	2.38
Mount Ephraim Borough	2.53	2.54	2.62	2.74	2.92	Lawrence Township	2.74	2.51	2.36	2.57	2.67
Oaklyn Borough	2.54	2.58	2.62	2.73	2.88	Maurice River Township	2.85	2.03	2.17	2.54	2.50
Pennsauken Township	2.65	2.60	2.79	2.77	2.87	Millville City	3.00	2.74	2.66	2.68	2.81
Pine Hill Borough	3.36	2.72	2.86	3.00	3.09	Shiloh Borough	2.57	2.21	2.23	2.76	3.06
Pine Valley Borough	1.93	1.81	1.87	1.94	2.03	Stow Creek Township	2.25	1.90	1.98	2.19	2.37
Runnemede Borough	2.62	2.69	2.78	2.93	3.14	Upper Deerfield Township	1.97	1.71	1.80	1.79	2.01
Somerdale Borough	2.73	2.66	2.82	2.94	2.93	Vineland City	2.70	2.37	2.48	2.56	2.65
Stratford Borough	2.59	2.62	2.71	2.78	2.95						
Tavistock Borough	1.82	1.84	2.60	2.03	2.45	<u>ESSEX COUNTY</u>					
Voorhees Township	2.47	2.35	2.29	2.43	2.42	Belleville Township	2.63	2.78	3.09	3.14	3.62
Waterford Township	2.96	2.77	2.71	2.90	3.00	Bloomfield Township	2.41	2.52	2.68	2.79	3.01
Winslow Township	2.60	2.30	2.37	2.37	2.56	Caldwell Borough Township	2.07	2.12	2.42	2.62	2.72
Woodlynne Borough	3.43	3.10	3.27	3.19	3.59	Cedar Grove Township	1.72	1.62	1.76	1.82	1.96
						East Orange City	4.01	4.05	3.79	3.94	3.67
<u>CAPE MAY COUNTY</u>						Essex Falls Township	1.31	1.47	1.48	1.63	1.67
Avalon Borough	0.87	0.79	0.88	0.90	0.94	Fairfield Township	1.45	1.44	1.67	1.79	1.88
Cape May City	1.29	1.40	1.40	1.41	1.51	Glen Ridge Borough Township	2.66	2.82	3.01	3.21	3.38
Cape May Point Borough	0.73	0.79	0.78	0.79	0.88	Irvington Township	3.03	3.07	3.10	3.49	3.79
Dennis Township	1.52	1.47	1.61	1.74	1.76	Livingston Township	1.89	2.12	2.13	2.17	2.40
Lower Township	1.69	1.71	1.92	2.04	2.17	Maplewood Township	2.41	2.59	2.84	2.96	3.12
Middle Township	1.87	1.70	1.88	2.01	2.20	Millburn Township	1.46	1.59	1.81	1.85	1.90
North Wildwood City	1.94	2.00	2.16	2.28	2.44	Montclair Township	2.42	2.47	2.74	2.79	2.99
Ocean City City	1.36	1.42	1.50	1.49	1.51	Newark City	2.68	2.99	3.30	3.34	3.51
Sea Isle City	1.24	1.27	1.35	1.36	1.42	North Caldwell Township	1.71	1.83	1.91	1.99	1.99
Stone Harbor Borough	0.78	0.84	0.93	1.00	1.05	Nutley Township	2.26	2.48	2.59	2.81	2.95
Upper Township	1.01	0.98	1.17	1.21	1.30	Orange City Township	3.29	3.38	3.12	3.32	4.24
West Cape May Borough	1.61	1.35	1.54	1.60	1.65	Roseland Borough	1.61	1.63	1.79	1.80	1.81
West Wildwood Borough	1.70	1.63	1.82	2.49	1.91	South Orange Village Township	2.57	1.52	2.94	3.17	3.40
Wildwood City	2.69	2.42	2.65	2.91	2.93	Verona Township	2.01	2.11	2.17	2.35	2.48
Wildwood Crest Borough	1.51	1.60	1.61	1.68	1.90	West Caldwell Township	1.98	2.12	2.29	2.47	2.63
Woodbine Borough	2.37	2.20	2.09	2.06	1.91	West Orange Township	2.30	2.38	2.72	2.76	2.93
<u>CUMBERLAND COUNTY</u>						<u>GLOUCESTER COUNTY</u>					
Bridgeton City	3.37	3.02	2.78	2.84	2.83	Clayton Borough	2.83	2.35	2.36	2.49	2.51
Commercial Township	2.95	2.43	2.45	2.41	2.58	Deptford Township	2.25	2.04	2.25	2.26	2.38
Deerfield Township	2.02	1.89	2.10	2.15	2.45	East Greenwich Township	1.84	1.88	1.95	1.92	2.03
Downe Township	2.54	1.87	2.61	2.30	2.27	Elk Township	2.81	2.34	2.39	2.42	2.43
Fairfield Township	2.68	1.75	2.29	2.26	2.28	Franklin Township	2.46	2.19	2.19	2.22	2.37

TABLE 11

EQUALIZED PROPERTY TAX RATE

<u>GLoucester County (Cont'd)</u>	<u>1990</u>	<u>1991</u>	<u>1992</u>	<u>1993</u>	<u>1994</u>	<u>HUNDERTON COUNTY (Cont'd)</u>	<u>1990</u>	<u>1991</u>	<u>1992</u>	<u>1993</u>	<u>1994</u>
Glassboro Borough	2.53	2.49	2.58	2.71	2.77	Flemington Borough	1.82	1.85	1.95	2.23	2.33
Greenwich Township	1.79	2.18	1.85	1.95	2.00	Franklin Township	1.75	1.64	1.70	1.81	2.01
Harrison Township	2.23	2.09	2.03	2.07	2.15	Frenchtown Borough	1.86	1.78	1.80	1.70	1.97
Logan Township	1.80	1.77	1.77	1.58	1.74	Glen Gardner Borough	2.12	2.04	1.94	2.09	2.28
Mantua Township	2.49	2.42	2.40	2.48	2.49	Hampton Borough	2.45	2.25	2.13	2.44	2.50
Monroe Township	2.17	1.98	2.14	2.10	2.29	High Bridge Borough	2.09	2.07	2.15	2.22	2.48
National Park Borough	2.68	2.23	2.18	2.36	2.53	Holland Township	1.04	1.10	1.07	1.10	1.20
Newfield Borough	2.39	2.48	2.37	2.60	2.55	Kingwood Township	1.58	1.35	1.51	1.49	1.65
Paulsboro Borough	2.77	2.55	2.18	2.39	2.58	Lambertville City	1.66	1.80	1.88	1.98	1.97
South Harrison Township	2.07	1.92	1.87	1.94	2.06	Lebanon Borough	1.85	1.54	1.79	1.62	1.75
Swedesboro Borough	2.37	1.99	2.02	2.24	2.33	Lebanon Township	1.33	1.37	1.42	1.52	1.62
Washington Township	2.09	1.94	2.01	2.06	2.18	Milford Borough	1.97	1.41	1.82	1.83	2.05
Wenonah Borough	2.25	2.02	2.27	2.35	2.52	Raritan Township	1.73	1.84	1.81	1.88	2.02
West Deptford Township	2.11	1.87	2.03	2.24	2.13	Readington Township	1.56	1.64	1.70	1.73	1.81
Westville Borough	2.53	2.30	2.32	2.45	2.53	Stockton Borough	1.77	1.88	1.93	2.03	2.02
Woodbury City	2.49	2.35	2.63	2.91	2.77	Tewksbury Township	1.43	1.39	1.47	1.55	1.67
Woodbury Heights Borough	2.39	2.38	2.40	2.61	2.67	Union Township	1.64	1.38	1.45	1.58	1.65
Woolwich Township	2.33	2.29	2.22	1.96	1.97	West Amwell Township	1.49	1.75	1.56	1.66	1.71
<u>HUDSON COUNTY</u>						<u>MERCER COUNTY</u>					
Bayonne City	2.47	2.26	2.46	2.82	3.15	East Windsor Township	2.55	2.70	2.85	2.98	3.20
East Newark Borough	2.39	2.52	2.49	2.62	2.76	Ewing Township	1.94	2.04	2.15	2.29	2.50
Guttenberg Town	2.00	2.07	2.21	2.84	3.14	Hamilton Township	2.23	2.17	2.08	2.35	2.43
Harrison Town	2.03	2.23	2.13	2.53	2.61	Hightstown Borough	2.73	2.95	3.29	3.49	3.61
Hoboken City	1.95	2.37	2.43	2.53	3.09	Hopewell Borough	1.96	1.89	2.06	2.11	2.16
Jersey City City	2.54	2.83	2.89	3.11	3.09	Hopewell Township	1.71	1.74	1.90	1.96	2.09
Kearny Town	1.60	1.97	2.09	2.39	3.00	Lawrence Township	1.60	1.93	2.17	2.35	2.25
North Bergen Township	2.71	2.53	2.71	2.87	3.37	Pennington Borough	1.71	1.77	1.92	2.06	2.15
Secaucus Town	1.80	1.52	1.77	2.00	2.26	Princeton Borough	1.66	1.77	1.82	1.91	2.09
Union City City	2.65	3.00	3.09	3.37	3.78	Princeton Township	1.54	1.65	1.80	1.81	1.86
Weehawken Township	1.96	1.62	1.84	2.21	2.41	Trenton City	2.98	3.15	2.83	3.35	3.35
West New York Town	2.89	2.75	2.78	3.03	4.27	Washington Township	1.58	1.59	1.43	1.26	1.91
<u>HUNDERTON COUNTY</u>						<u>MIDDLESEX COUNTY</u>					
Alexandria Township	1.56	1.63	1.61	1.76	1.79	Carteret Borough	2.14	2.18	2.37	2.43	2.84
Bethlehem Township	1.84	1.72	1.79	1.79	1.96	Cranbury Township	1.67	1.73	1.72	1.80	1.88
Bloomsbury Borough	1.89	1.54	1.75	2.01	2.04	Dunellen Borough	2.30	2.36	2.43	2.47	2.59
Califon Borough	2.02	2.03	2.06	2.09	2.11	East Brunswick Township	2.08	2.12	2.20	2.26	2.27
Clinton Town	2.09	2.10	2.00	1.97	2.09	Edison Township	1.61	1.59	1.69	1.73	1.96
Clinton Township	1.74	1.51	1.72	1.79	1.91	Helmetta Borough	1.99	1.76	1.69	1.82	1.80
Delaware Township	1.59	1.31	1.53	1.52	1.66	Highland Park Borough	2.62	2.91	2.99	3.10	3.08
East Amwell Township	1.66	1.57	1.71	1.74	1.91						

TABLE 11

EQUALIZED PROPERTY TAX RATE

MIDDLESEX COUNTY (Cont'd)	1990	1991	1992	1993	1994	MONMOUTH COUNTY (Cont'd)	1990	1991	1992	1993	1994
Jamesburg Borough	2.10	2.14	2.15	2.27	2.56	Keyport Borough	2.34	2.29	2.57	2.69	2.75
Metuchen Borough	1.90	2.02	2.24	2.32	2.45	Little Silver Borough	1.94	1.96	2.11	2.23	2.34
Middlesex Borough	2.22	2.25	2.16	2.32	2.43	Loch Arbour Village	2.18	2.01	2.32	2.58	2.90
Milltown Borough	1.93	1.94	2.15	2.21	2.31	Long Branch City	2.37	2.39	2.54	2.67	2.87
Monroe Township	1.48	1.54	1.67	1.77	1.82	Manalapan Township	1.85	1.90	2.05	2.24	2.24
New Brunswick City	2.42	2.52	2.68	2.69	3.03	Manasquan Borough	1.65	1.60	1.69	1.84	1.97
North Brunswick Township	1.68	1.70	1.76	1.92	2.02	Marlboro Township	1.83	1.73	1.95	2.03	2.07
Old Bridge Township	2.57	2.71	2.69	2.88	2.90	Matawan Borough	2.27	2.48	2.73	2.78	2.87
Perth Amboy City	2.22	2.13	2.33	2.48	2.96	Middletown Township	1.78	1.71	2.03	2.14	2.23
Piscataway Township	1.89	2.10	2.16	2.17	2.11	Millstone Township	1.55	1.49	1.63	1.75	2.23
Plainsboro Township	1.79	1.79	1.85	1.92	1.95	Monmouth Beach Borough	1.48	1.50	1.62	1.82	1.93
Sayreville Borough	1.65	1.58	1.62	1.75	1.80	Neptune Township	2.15	2.24	2.27	2.34	2.45
South Amboy City	1.73	1.93	2.06	2.13	2.30	Neptune City Borough	2.19	2.28	2.27	2.36	2.51
South Brunswick Township	1.60	1.71	1.86	1.99	2.15	Ocean Township	1.94	1.94	2.17	2.35	2.35
South Plainfield Borough	2.04	2.01	2.14	2.23	2.31	Oceanport Borough	1.78	1.79	1.93	2.02	2.12
South River Borough	2.25	2.27	2.46	2.84	2.83	Red Bank Borough	2.38	2.54	2.60	2.65	2.67
Spotswood Borough	2.10	2.26	2.51	2.62	2.68	Roosevelt Borough	2.57	2.47	2.62	3.42	4.30
Woodbridge Township	2.07	2.06	2.12	2.29	2.28	Rumson Borough	1.44	1.60	1.74	1.79	1.87
						Sea Bright Borough	1.73	1.89	1.90	1.96	2.04
						Sea Girt Borough	1.01	1.06	1.09	1.18	1.23
						Shrewsbury Borough	1.89	1.94	2.06	2.14	2.17
						Shrewsbury Township	3.10	2.74	3.26	3.29	3.59
						South Belmar Borough	1.83	1.97	2.11	2.21	2.34
						Spring Lake Borough	1.00	1.06	1.14	1.15	1.22
						Spring Lake Heights Borough	1.47	1.63	1.66	1.73	1.80
						Tinton Falls Borough	1.84	2.02	2.28	2.30	2.39
						Union Beach Borough	2.18	2.24	2.26	2.39	2.53
						Upper Freehold Township	1.93	1.71	1.92	1.82	1.96
						Wall Township	1.54	1.71	1.86	1.90	1.90
						West Long Branch Borough	1.77	1.94	2.17	2.24	2.13
<b>MONMOUTH COUNTY</b>						<b>MORRIS COUNTY</b>					
Aberdeen Township	2.23	2.41	2.71	2.81	2.96	Boonton Town	1.90	2.00	2.20	2.32	2.26
Allenhurst Borough	1.10	1.30	1.40	1.52	1.44	Boonton Township	1.36	1.49	1.58	1.62	1.67
Allentown Borough	2.19	2.10	2.28	2.42	2.41	Butler Borough	2.29	2.40	2.49	2.62	2.80
Asbury Park City	3.38	3.48	3.59	3.66	3.67	Chatham Borough	1.52	1.62	1.68	1.71	1.76
Atlantic Highlands Borough	1.98	2.07	2.32	2.42	2.52	Chatham Township	1.50	1.69	1.59	1.56	1.65
Avon-by-the-Sea Borough	1.61	1.69	1.72	1.78	1.91	Chester Borough	1.73	1.99	2.10	2.23	2.27
Belmar Borough	2.09	2.10	2.21	2.32	2.35	Chester Township	1.71	1.93	1.99	1.99	1.90
Bradley Beach Borough	2.26	2.18	2.45	2.30	2.88	Denville Township	1.58	1.74	1.83	1.98	1.96
Brielle Borough	1.46	1.51	1.68	1.75	1.82	Dover Town	2.18	2.32	2.63	2.70	2.81
Colts Neck Township	1.34	1.26	1.40	1.47	1.52	East Hanover Township	1.25	1.54	1.62	1.64	1.57
Deal Borough	0.67	0.69	0.83	0.96	0.99	Florham Park Borough	1.16	0.94	1.41	1.35	1.31
Eatontown Borough	2.14	2.00	2.17	2.36	2.23						
Englishtown Borough	1.96	1.92	2.41	2.31	2.31						
Fair Haven Borough	1.87	1.98	2.08	2.12	2.16						
Farmingdale Borough	1.81	1.70	2.15	2.36	2.43						
Freehold Borough	2.08	2.19	2.24	2.44	2.60						
Freehold Township	1.93	1.78	1.92	1.99	2.10						
Hazlet Township	2.04	2.24	2.35	2.43	2.43						
Highlands Borough	2.40	2.46	2.74	3.33	3.05						
Holmdel Township	1.59	1.62	1.72	1.85	1.89						
Howell Township	1.83	1.66	1.96	2.30	2.32						
Interlaken Borough	1.21	1.30	1.30	1.47	1.59						
Keansburg Borough	2.78	3.01	3.11	3.32	3.42						

TABLE 11

## EQUALIZED PROPERTY TAX RATE

MORRIS COUNTY (Cont'd)	1990	1991	1992	1993	1994	OCEAN COUNTY (Cont'd)	1990	1991	1992	1993	1994
Hanover Township	1.29	1.39	1.41	1.46	1.63	Lakehurst Borough	2.72	2.47	2.36	2.75	2.71
Harding Township	0.76	0.82	0.86	0.91	0.91	Lakewood Township	2.15	2.31	2.22	2.41	2.52
Jefferson Township	1.76	1.93	2.05	2.05	2.18	Lavallette Borough	0.99	1.02	1.07	1.17	1.24
Kinnelon Borough	1.68	1.78	1.94	2.00	2.02	Little Egg Harbor Township	2.02	1.99	2.16	2.30	2.52
Lincoln Park Borough	2.00	2.18	2.54	2.65	2.75	Long Beach Township	0.93	0.95	1.02	1.12	1.20
Madison Borough	1.61	1.74	1.79	1.90	1.86	Manchester Township	1.97	2.02	2.22	2.39	2.38
Mendham Borough	1.63	1.75	1.81	1.81	1.83	Mantoloking Borough	0.66	0.70	0.74	0.81	0.82
Mendham Township	1.49	1.63	1.57	1.65	1.62	Ocean Township	2.10	1.78	1.80	2.28	2.50
Mine Hill Township	1.96	2.23	2.46	2.50	2.53	Ocean Gate Borough	1.96	1.72	1.98	2.13	2.37
Montville Township	1.42	1.61	1.67	1.82	1.80	Pine Beach Borough	1.95	1.66	1.72	1.94	2.05
Morris Township	1.34	1.48	1.60	1.61	1.61	Plumsted Township	1.83	1.60	1.66	1.88	1.91
Morris Plains Borough	1.71	1.89	1.89	1.97	2.03	Point Pleasant Borough	1.73	1.71	1.81	1.99	2.03
Morristown Town	1.60	1.81	2.05	2.10	2.14	Point Pleasant Beach Borough	1.38	1.49	1.68	1.72	1.86
Mount Arlington Borough	2.11	2.32	2.51	2.63	2.62	Seaside Heights Borough	1.72	1.72	2.24	2.47	2.86
Mount Olive Township	1.91	2.46	2.44	2.54	2.40	Seaside Park Borough	1.27	1.53	1.47	1.68	2.03
Mountain Lakes Borough	1.92	2.11	2.27	2.23	2.20	Ship Bottom Borough	1.31	1.30	1.31	1.36	1.40
Netcong Borough	2.07	2.27	2.33	2.53	2.82	South Toms River Borough	2.21	2.25	2.25	2.44	2.60
Parsippany-Troy Hills Township	1.62	1.80	1.90	2.02	2.17	Stafford Township	1.43	1.56	1.86	1.96	2.03
Long Hill Township	1.71	1.82	1.95	1.99	1.94	Surf City Borough	1.00	1.01	1.09	1.24	1.33
Pequanock Township	2.04	2.13	2.22	2.32	2.32	Tuckerton Borough	2.10	1.90	2.27	2.34	2.48
Randolph Township	1.95	2.06	2.18	2.27	2.23						
Riverdale Borough	1.68	1.71	1.89	1.85	2.01	<u>PASSAIC COUNTY</u>					
Rockaway Borough	1.92	2.05	2.26	2.40	2.45	Bloomington Borough	2.40	2.55	2.76	2.96	3.02
Rockaway Township	2.03	2.13	2.21	2.43	2.41	Clifton City	1.73	1.74	1.87	2.02	2.17
Roxbury Township	2.02	2.10	2.12	2.11	2.13	Haledon Borough	2.18	2.31	2.24	2.52	2.75
Victory Gardens Borough	2.06	1.82	2.15	2.67	2.85	Hawthorne Borough	1.77	1.79	1.96	2.06	2.14
Washington Township	1.89	2.01	2.03	2.11	2.13	Little Falls Township	1.52	1.56	1.79	1.77	1.74
Wharton Borough	1.88	2.11	2.39	2.40	2.54	North Haledon Borough	1.92	2.03	2.08	2.21	2.33
						Passaic City	3.08	3.18	3.16	3.54	3.98
<u>OCEAN COUNTY</u>						Paterson City	3.03	2.94	3.20	3.36	3.61
Barneget Township	2.17	2.34	2.23	2.61	2.68	Pompton Lakes Borough	2.36	2.61	2.74	2.85	3.03
Barneget Light Borough	0.84	0.89	0.93	1.00	1.05	Prospect Park Borough	2.01	2.22	2.30	2.50	2.75
Bay Head Borough	0.96	0.95	1.01	1.06	1.08	Ringwood Borough	2.53	2.43	2.69	2.84	2.94
Beach Haven Borough	1.12	1.12	1.24	1.33	1.40	Totowa Borough	1.41	1.55	1.66	1.73	1.69
Beachwood Borough	2.09	1.78	1.89	2.14	2.27	Wanaque Borough	2.52	2.50	2.64	2.79	2.96
Berkeley Township	1.39	1.52	1.61	1.72	1.81	Wayne Township	1.67	1.91	1.98	2.13	2.22
Brick Township	1.66	1.58	1.78	2.18	2.15	West Milford Township	2.25	2.17	2.46	2.50	2.78
Dover Township	1.82	1.68	1.78	2.06	2.14	West Paterson Borough	1.73	1.75	1.93	2.13	2.22
Eagleswood Township	1.91	2.18	2.17	2.18	2.26						
Harvey Cedars Borough	0.94	0.94	0.99	1.15	1.18	<u>SALEM COUNTY</u>					
Island Heights Borough	1.62	1.96	2.18	2.27	2.52	Alloway Township	1.87	1.67	1.79	1.79	1.90
Jackson Township	2.42	2.34	2.42	2.58	2.52	Carneys Point Township	2.23	2.18	2.31	2.21	2.06
Lacey Township	1.37	1.28	1.37	1.50	1.57						

TABLE 11

## EQUALIZED PROPERTY TAX RATE

<u>SALEM COUNTY (Cont'd)</u>	1990	1991	1992	1993	1994	<u>SUSSEX COUNTY (Cont'd)</u>	1990	1991	1992	1993	1994
Elmer Borough	2.53	2.34	2.48	2.46	2.37	Frankford Township	1.80	1.99	1.92	2.04	2.20
Elsinboro Township	2.20	2.00	2.15	2.21	2.22	Franklin Borough	2.53	2.66	2.62	2.91	3.14
Lower Alloways Creek Township	0.87	0.59	0.79	0.68	0.87	Fredon Township	1.87	1.99	2.25	2.38	2.29
Mannington Township	1.82	1.75	1.98	1.89	2.03	Green Township	2.14	2.23	2.24	2.41	2.31
Oldmans Township	1.89	2.04	2.17	2.00	1.97	Hamburg Borough	1.89	2.17	2.37	2.41	2.55
Penns Grove Borough	3.71	3.42	2.94	2.95	3.06	Hampton Township	1.87	2.13	2.11	2.30	2.34
Pennsville Township	1.84	1.73	2.11	1.96	1.99	Hardyston Township	2.18	2.20	2.41	2.53	2.70
Pilesgrove Township	1.94	1.74	1.88	1.85	1.91	Hopatcong Borough	2.08	2.16	2.27	2.40	2.50
Pittsgrove Township	2.15	1.97	1.84	1.86	2.00	Lafayette Township	1.89	2.40	2.35	2.29	2.50
Quinton Township	2.17	1.94	1.98	1.88	2.04	Montague Township	1.74	1.63	1.73	1.86	2.11
Salem City	4.13	2.54	2.87	3.11	2.90	Newton Town	1.89	1.95	2.12	2.28	2.35
Upper Pittsgrove Township	2.29	1.71	1.88	1.83	1.87	Ogdensburg Borough	2.10	2.29	2.68	2.91	3.12
Woodstown Borough	2.37	2.41	2.38	2.40	2.60	Sandyston Township	1.56	1.51	1.60	1.68	1.82
<u>SOMERSET COUNTY</u>						Sparta Township	1.99	2.02	2.17	2.29	2.34
Bedminster Township	1.06	1.07	1.16	1.19	1.25	Stanhope Borough	2.50	2.54	2.68	2.79	2.94
Bernards Township	1.48	1.57	1.60	1.54	1.50	Stillwater Township	1.84	1.88	1.92	2.06	2.21
Bernardsville Borough	1.36	1.48	1.56	1.56	1.57	Sussex Borough	2.26	2.26	2.03	2.15	2.40
Bound Brook Borough	2.19	2.35	2.42	2.60	2.85	Vernon Township	1.70	1.75	1.75	1.95	2.08
Branchburg Township	1.71	1.84	1.81	1.79	1.86	Walpack Township	0.49	0.42	0.53	0.51	0.53
Bridgewater Township	1.57	1.67	1.61	1.60	1.71	Wantage Township	1.76	1.97	2.17	2.21	2.27
Far Hills Borough	0.97	1.08	1.17	1.28	1.14	<u>UNION COUNTY</u>					
Franklin Township	1.56	1.64	1.85	1.82	1.88	Berkeley Heights Township	1.71	1.86	1.94	2.00	2.17
Green Brook Township	1.56	1.70	1.68	1.78	1.84	Clark Township	1.94	2.04	2.10	2.28	2.32
Hillsborough Township	1.83	2.02	1.94	1.97	2.02	Cranford Township	1.84	1.91	2.13	2.27	2.33
Manville Borough	2.04	2.27	2.29	2.36	2.49	Elizabeth City	2.21	2.17	2.30	2.58	3.00
Millstone Borough	1.73	2.03	1.75	2.12	2.19	Fanwood Borough	2.16	2.36	2.49	2.57	2.64
Montgomery Township	1.67	1.69	1.82	1.86	1.87	Garwood Borough	2.20	2.24	2.51	2.68	2.82
North Plainfield Borough	2.39	2.52	2.65	2.77	2.97	Hillside Township	2.60	2.74	2.91	3.26	3.24
Peapack-Gladstone Borough	1.18	1.23	1.33	1.40	1.40	Kenilworth Borough	1.81	1.80	1.88	1.93	2.06
Raritan Borough	2.07	2.09	2.05	2.18	2.25	Linden City	1.70	1.69	2.00	2.16	2.37
Rocky Hill Borough	1.47	1.48	1.65	1.49	1.78	Mountainside Borough	1.57	1.48	1.62	1.69	1.79
Somerville Borough	2.38	2.44	2.73	2.79	3.01	New Providence Borough	1.90	1.99	2.03	2.09	2.14
South Bound Brook Borough	2.39	2.64	2.87	3.22	3.17	Plainfield City	2.35	2.53	2.67	2.74	3.20
Warren Township	1.29	1.43	1.46	1.51	1.52	Rahway City	2.37	2.57	2.60	2.78	3.00
Watchung Borough	1.32	1.51	1.58	1.66	1.65	Roselle Borough	2.84	2.91	3.23	3.58	3.76
<u>SUSSEX COUNTY</u>						Roselle Park Borough	2.46	2.56	2.76	2.92	3.07
Andover Borough	1.86	1.98	2.03	2.30	2.22	Scotch Plains Township	1.98	2.11	2.28	2.39	2.45
Andover Township	1.88	2.21	2.40	2.33	2.49	Springfield Township	1.96	1.82	1.92	2.11	2.33
Branchville Borough	0.98	1.34	1.23	1.33	1.37	Summit City	1.53	1.55	1.57	1.68	1.73
Byram Township	2.13	2.29	2.33	2.47	2.63	Unlon Township	1.98	2.00	2.17	2.35	2.44
						Westfield Town	1.88	1.85	2.06	2.18	2.22
						Winfield Township	11.66	10.08	10.72	11.21	12.13

TABLE 11

EQUALIZED PROPERTY TAX RATE

<u>WARREN COUNTY</u>	<u>1990</u>	<u>1991</u>	<u>1992</u>	<u>1993</u>	<u>1994</u>	<u>WARREN COUNTY (Conf'd)</u>	<u>1990</u>	<u>1991</u>	<u>1992</u>	<u>1993</u>	<u>1994</u>
Allamuchy Township	1.60	1.86	1.99	2.06	2.16	Knowlton Township	1.98	1.77	2.04	2.22	2.30
Alpha Borough	2.28	1.87	2.31	2.27	2.42	Liberty Township	2.21	1.78	1.86	2.15	2.21
Belvidere Town	2.47	2.14	2.49	2.46	2.78	Lopatcong Township	1.91	1.63	1.80	1.87	1.90
Blairstown Township	1.41	1.35	1.48	1.65	1.75	Mansfield Township	2.05	1.91	1.82	1.92	2.35
Franklin Township	1.83	1.94	1.93	2.06	2.12	Oxford Township	2.45	2.26	2.33	2.51	2.73
Frelinghuysen Township	1.90	1.79	1.89	2.25	2.40	Pahaquarry Township	5.10	5.78	5.78	5.58	5.65
Greenwich Township	1.98	1.73	1.80	1.95	1.97	Phillipsburg Town	1.98	2.06	2.31	2.44	2.61
Hackettstown Town	2.25	2.02	2.21	2.23	2.52	Pohatcong Township	1.95	1.74	1.89	2.08	2.25
Hardwick Township	1.70	1.55	1.72	1.91	2.09	Washington Borough	2.73	2.57	2.70	2.78	3.09
Harmony Township	2.07	1.66	1.87	1.79	1.92	Washington Township	2.17	1.92	2.06	2.17	2.12
Hope Township	2.23	2.00	2.18	2.24	2.27	White Township	1.73	1.71	1.51	1.82	1.76
Independence Township	2.16	1.80	1.73	1.92	2.16						

TABLE 12: FINANCES OF MUNICIPALLY OPERATED UTILITIES

This table reports the revenues and expenditures of municipally operated utilities in detail for 1994. These operations are independent of the municipal current fund operations and are not shown in the municipal data on the preceding pages.

Utility Type Codes: 1 - Water 2 - Sewer 3 - Airport 4 - Beach Front 5 - Water & Sewer  
6 - Harbor 7 - Electric 8 - Parking 9 - Swimming Pool 0 - Other

Municode	Municipality	TYPE	SURPLUS ANTICIP	OPERATING INCOME	FROM PROP. TAXES	SURPLUS TO MUNI.	OPERATING COSTS	DEBT SERVICE	CAPITAL IMPROV.	TOTAL REVENUE	TOTAL EXPEND.
1330	Aberdeen Township	1	174,139	1,636,235	0	0	1,128,976	331,026	87,500	1,810,374	1,547,502
0101	Absecon City	2	56,400	773,113	0	0	617,295	249,802	0	829,513	867,097
2101	Allamuchy Township	1	0	25,624	0	0	38,000	0	0	25,624	38,000
2101	Allamuchy Township	2	0	51,812	0	0	66,800	0	0	51,812	66,800
0201	Allendale Borough	1	103,025	686,832	0	0	703,953	13,072	50,000	789,857	767,025
1301	Allenhurst Borough	5	0	177,290	0	0	186,809	20,025	0	177,290	206,834
1302	Allentown Borough	1	114,706	313,699	0	2,000	197,455	135,828	17,200	428,405	352,483
1302	Allentown Borough	2	99,500	557,026	0	2,000	283,450	203,121	5,600	656,526	494,171
2102	Alpha Borough	1	32,717	230,962	0	0	195,850	32,062	3,000	263,679	230,912
2102	Alpha Borough	2	10,892	562,040	0	0	448,955	40,721	0	572,932	489,676
2102	Alpha Borough	9	439	40,199	20,591	0	63,570	0	0	61,229	63,570
1901	Andover Borough	1	9,874	38,601	0	0	37,645	0	11,000	48,475	48,645
1303	Asbury Park City	2	339,949	3,089,854	0	0	3,025,483	0	175,000	3,429,803	3,200,483
1303	Asbury Park City	4	0	87,074	220,000	0	324,509	0	4,000	307,074	328,509
1304	Atlantic Highlands Borough	5	123,346	1,705,877	0	0	1,490,761	252,059	36,969	1,829,223	1,779,789
1304	Atlantic Highlands Borough	6	0	2,563,757	0	0	2,147,854	464,292	0	2,563,757	2,612,146
0501	Avalon Borough	5	350,000	4,313,564	0	0	2,900,195	1,201,863	190,800	4,663,564	4,292,858
1305	Avon-by-the-Sea Borough	4	89,388	532,270	0	0	565,642	69,643	15,500	621,658	650,785
1305	Avon-by-the-Sea Borough	5	39,033	721,735	0	0	660,720	61,836	12,000	760,768	734,556
1501	Barnegat Light Borough	5	143,800	478,123	0	80,000	508,000	2,897	15,700	621,923	606,597
1533	Barnegat Township	5	440,000	1,954,042	0	0	1,685,500	408,154	135,000	2,394,042	2,228,654
0403	Barrington Borough	2	74,245	396,643	0	0	270,832	178,678	0	470,888	449,510
0901	Bayonne City	5	3,270,000	9,752,237	0	0	9,110,000	2,184,934	100,000	13,022,237	11,394,934
1503	Beach Haven Borough	1	54,000	615,246	0	0	384,750	171,941	51,500	669,246	608,191
1504	Beachwood Borough	1	152,300	872,337	0	0	674,560	143,616	29,495	1,024,637	847,671
1801	Bedminster Township	2	115,000	522,217	0	0	287,440	172,895	0	637,217	460,335
0701	Belleville Township	1	0	2,409,481	0	0	2,419,456	13,600	0	2,409,481	2,433,056
0404	Bellmawr Borough	1	25,500	710,940	0	0	625,500	73,258	30,000	736,440	728,758
0404	Bellmawr Borough	2	6,000	454,615	0	0	441,000	0	0	460,615	441,000
1306	Belmar Borough	4	202,500	1,438,901	0	0	1,442,308	40,491	80,000	1,641,401	1,562,799
1306	Belmar Borough	5	446,396	1,935,546	0	0	1,934,970	208,564	82,861	2,381,942	2,226,395
2103	Belvidere Town	2	644,546	0	0	0	490,681	155,716	5,000	644,546	651,397
2103	Belvidere Town	9	8,000	41,341	0	0	56,000	0	0	49,341	56,000
0405	Berlin Borough	1	0	1,287,435	0	0	780,732	585,479	0	1,287,435	1,366,211
0405	Berlin Borough	2	0	311,024	0	0	225,783	106,539	0	311,024	332,322
0406	Berlin Township	5	19,963	355,508	0	0	139,958	135,452	0	375,471	275,410
1803	Bernardsville Borough	2	60,000	866,975	0	0	458,300	357,000	20,000	926,975	835,300
2104	Blairstown Township	1	35,000	103,511	0	0	78,454	0	15,219	138,511	93,673
0702	Bloomfield Township	1	51,000	4,379,742	0	0	3,735,000	623,130	0	4,430,742	4,358,130
1601	Bloomington Borough	1	0	556,369	0	0	333,182	144,370	74,000	556,369	551,552
1601	Bloomington Borough	2	150,000	1,186,000	0	0	1,255,956	22,178	90,750	1,336,000	1,368,884
1003	Bloomsbury Borough	1	20,000	100,201	0	0	110,629	0	1,930	120,201	112,559
1401	Boonton Town	1	77,730	741,301	0	0	620,287	159,743	63,700	819,031	843,730
1401	Boonton Town	2	161,112	700,206	0	0	649,834	201,277	10,000	861,318	861,111
1402	Boonton Township	1	15,000	37,165	0	0	48,144	0	5,000	52,165	53,144
1402	Boonton Township	2	19,055	41,277	0	0	42,755	0	15,000	60,332	57,755
0303	Bordentown City	1	44,000	1,674,559	0	0	1,076,682	549,613	5,000	1,718,559	1,631,295

Municode	Municipality	TYPE	SURPLUS ANTICIP	OPERATING INCOME	FROM PROP. TAXES	SURPLUS TO MUNI.	OPERATING COSTS	DEBT SERVICE	CAPITAL IMPROV.	TOTAL REVENUE	TOTAL EXPEND.
0303	Bordentown City	2	16,900	93,574	0	0	113,200	0	0	110,474	113,200
0304	Bordentown Township	2	5,500	36,135	0	0	5,500	35,903	0	41,635	41,403
1307	Bradley Beach Borough	2	55,996	755,276	0	0	678,326	0	51,470	811,272	729,798
1307	Bradley Beach Borough	4	0	482,403	0	0	420,536	46,771	29,970	482,403	497,277
1805	Branchburg Township	2	190,000	1,772,303	0	0	1,465,000	55,771	285,000	1,962,303	1,805,771
1903	Branchville Borough	1	2,171	73,401	148,644	0	226,128	0	0	224,216	226,128
1506	Brick Township	2	0	23,237	0	0	0	23,237	0	23,237	23,237
0601	Bridgeton City	0	56,361	1,097,412	0	0	1,153,773	0	0	1,153,773	1,153,773
0601	Bridgeton City	5	631,000	4,194,514	0	0	3,912,073	34,927	100,000	4,825,514	4,047,000
1806	Bridgewater Township	2	688,618	5,426,430	0	0	4,795,277	754,722	0	6,115,048	5,549,999
1308	Brielle Borough	5	157,914	1,423,545	0	0	1,356,865	136,049	81,000	1,581,459	1,573,914
0103	Brigantine City	5	300,000	3,840,772	0	0	2,953,750	962,804	100,000	4,140,772	4,016,554
0407	Brooklawn Borough	1	43,045	455,350	0	0	196,724	199,921	25,000	498,395	421,645
0305	Burlington City	1	0	1,102,070	0	0	973,333	10,109	0	1,102,070	983,442
0305	Burlington City	2	267,989	1,655,761	0	0	1,267,248	300,740	0	1,923,750	1,567,988
0300	Burlington County	0	12,053,180	7,575,013	0	0	16,177,518	9,320,138	0	19,628,193	25,497,656
0306	Burlington Township	1	0	1,433,277	0	0	790,466	160,251	71,985	1,433,277	1,022,702
0306	Burlington Township	2	407,691	2,244,483	0	0	2,195,068	329,622	0	2,652,174	2,524,690
1403	Butler Borough	1	129,821	1,008,519	0	0	836,261	187,165	100,000	1,138,340	1,123,426
1403	Butler Borough	7	323,332	10,230,141	0	0	9,541,279	266,898	100,000	10,553,473	9,908,177
0703	Caldwell Township	1	57,605	826,596	0	0	797,250	52,808	0	884,201	850,058
0703	Caldwell Township	2	479,363	3,252,958	0	0	1,774,710	1,639,771	33,217	3,732,321	3,447,698
0408	Camden City	1	1,177,362	6,333,878	0	873,111	6,463,815	473,831	1,016,348	7,511,240	8,827,105
0408	Camden City	2	581,706	4,227,247	0	500,000	3,209,919	427,850	663,893	4,808,953	4,801,662
0502	Cape May City	5	250,500	3,983,019	0	0	3,124,000	719,468	50,000	4,233,519	3,893,468
0503	Cape May Point Borough	5	60,000	372,939	0	0	260,850	140,924	10,000	432,939	411,774
0704	Cedar Grove Township	1	198,661	1,412,226	0	0	927,529	301,072	115,709	1,610,887	1,344,310
0704	Cedar Grove Township	2	368,925	1,547,551	0	0	900,688	702,357	178,600	1,916,476	1,781,645
0704	Cedar Grove Township	9	21,449	247,981	0	0	204,749	10,563	14,670	269,430	229,982
1404	Chatham Borough	0	23,418	268,650	0	0	268,650	0	0	292,068	268,650
1404	Chatham Borough	1	9,880	534,111	0	0	489,880	0	0	543,991	489,880
1405	Chatham Township	0	28,500	229,000	0	0	252,500	0	5,000	257,500	257,500
1405	Chatham Township	2	70,000	1,419,389	0	0	889,700	420,000	50,000	1,489,389	1,359,700
1405	Chatham Township	9	2,400	149,466	0	0	189,900	0	0	151,866	189,900
0409	Cherry Hill Township	2	300,000	3,124,920	0	0	1,857,253	974,427	0	3,424,920	2,831,680
1406	Chester Borough	0	0	49,110	0	0	49,110	0	0	49,110	49,110
1406	Chester Borough	1	7,100	53,098	0	0	54,550	0	1,750	60,198	56,300
1406	Chester Borough	2	50,000	198,988	0	0	207,000	0	16,000	248,988	223,000
2002	Clark Township	9	30,000	294,056	0	25,000	189,475	0	70,000	324,056	284,475
0801	Clayton Borough	5	96,850	969,014	0	0	800,522	180,005	43,000	1,065,864	1,023,527
0411	Clementon Borough	1	50,000	621,361	0	0	411,805	221,098	0	671,361	632,903
0411	Clementon Borough	2	63,500	213,229	0	0	192,741	0	16,850	276,729	209,591
1005	Clinton Town	1	100,000	1,112,565	0	0	808,071	205,897	60,031	1,212,565	1,073,999
1005	Clinton Town	2	432,303	1,590,288	0	0	1,176,877	418,426	106,000	2,022,591	1,701,303
0412	Collingswood Borough	1	0	1,108,333	0	0	869,599	228,006	0	1,108,333	1,097,605
0412	Collingswood Borough	2	109,295	661,077	0	0	727,747	25,896	0	770,372	753,643
2003	Cranford Township	9	93,102	1,145,448	0	0	1,009,595	127,232	39,500	1,238,550	1,176,327
0208	Cresskill Borough	9	104,161	255,303	0	0	267,555	49,976	0	359,464	317,531
1310	Deal Borough	2	18,568	539,488	0	0	431,004	81,009	0	558,056	512,013
1408	Denville Township	1	125,000	928,656	144,636	0	1,033,100	170,796	0	1,198,292	1,203,896
1408	Denville Township	2	415,252	1,738,661	0	0	1,271,306	618,171	0	2,153,913	1,889,477
1409	Dover Town	1	113,931	1,221,813	0	0	1,096,374	304,686	0	1,335,744	1,401,060
1409	Dover Town	8	1,968	117,025	0	0	106,967	0	0	118,993	106,967

TABLE 12: FINANCES OF MUNICIPALLY OPERATED UTILITIES

Municode	Municipality	TYPE	SURPLUS ANTICIP	OPERATING INCOME	FROM PROP. TAXES	SURPLUS TO MUNI.	OPERATING COSTS	DEBT SERVICE	CAPITAL IMPROV.	TOTAL REVENUE	TOTAL EXPEND.
1507	Dover Township	0	921,919	151,646	0	0	876,919	154,211	100,000	1,073,565	1,131,130
1508	Eagleswood Township	2	21,000	97,488	0	0	84,167	24,596	8,500	118,488	117,263
1204	East Brunswick Township	1	100,000	6,010,019	0	0	4,242,244	1,750,905	0	6,110,019	5,993,149
1204	East Brunswick Township	8	1,313,628	2,996,640	0	0	438,124	2,895,165	200,000	4,310,268	3,533,289
1204	East Brunswick Township	9	0	465,995	0	0	302,700	5,603	269,690	465,995	577,993
0803	East Greenwich Township	1	87,358	351,252	0	0	133,300	89,903	160,000	438,610	383,203
0803	East Greenwich Township	2	47,626	561,957	0	35,000	129,264	196,408	33,123	609,583	393,795
1410	East Hanover Township	1	125,000	1,176,949	0	0	875,500	152,189	40,000	1,301,949	1,067,689
1410	East Hanover Township	9	0	67,948	78,000	0	84,300	64,613	0	145,948	148,913
0902	East Newark Borough	1	30,000	115,602	0	0	120,000	0	15,000	145,602	135,000
0705	East Orange City	1	0	14,401,903	0	0	12,805,000	318,785	1,200,000	14,401,903	14,323,785
0212	East Rutherford Borough	2	400,000	1,832,411	0	0	2,048,500	414,053	10,000	2,232,411	2,472,553
1205	Edison Township	1	147,624	5,170,853	0	0	5,018,289	228,816	0	5,318,477	5,247,105
1205	Edison Township	2	0	8,498,090	0	0	5,373,119	942,720	0	8,498,090	6,315,839
0107	Egg Harbor City	5	218,325	1,136,008	0	0	722,951	597,224	0	1,354,333	1,320,175
2004	Elizabeth City	1	1,721,075	7,160,901	0	0	8,576,075	0	175,000	8,881,976	8,751,075
2004	Elizabeth City	2	891,524	14,026,258	0	580,000	8,433,519	3,109,460	815,800	14,917,782	12,938,779
1702	Elmer Borough	1	51,000	155,549	0	0	113,242	79,530	12,000	206,549	204,772
0211	Elmwood Park Borough	1	50,000	1,065,013	0	0	1,166,105	100,595	0	1,115,013	1,266,700
1312	Englishtown Borough	1	23,772	257,154	0	0	159,252	67,161	15,000	280,926	241,413
1312	Englishtown Borough	2	23,685	242,129	0	0	222,332	39,240	2,000	265,814	263,572
0706	Essex Fells Township	1	47,234	1,434,297	0	0	1,328,134	0	120,000	1,481,531	1,448,134
0313	Evesham Township	0	891,979	174,305	0	0	903,230	225,500	25,000	1,066,284	1,153,730
0217	Fair Lawn Borough	1	249,600	3,190,334	0	0	2,978,800	460,875	20,000	3,439,934	3,459,675
0707	Fairfield Twp.	1	115,700	826,446	0	0	793,500	22,145	20,000	942,146	835,645
0707	Fairfield Twp.	2	40,000	2,152,299	0	0	2,047,500	0	0	2,192,299	2,047,500
0707	Fairfield Twp.	9	1,750	188,032	0	0	134,000	6,296	35,000	189,782	175,296
1807	Far Hills Borough	2	0	30,930	0	0	35,000	0	0	30,930	35,000
1314	Farmingdale Borough	1	42,774	162,391	0	0	180,474	9,300	10,000	205,165	199,774
1314	Farmingdale Borough	2	6,139	452,028	0	0	306,370	95,268	5,000	458,167	406,638
0314	Fieldsboro Borough	5	35,000	154,363	0	0	167,292	0	0	189,363	167,292
1009	Flemington Borough	1	170,000	292,422	0	0	296,500	0	134,000	462,422	430,500
1009	Flemington Borough	2	700,000	1,975,364	0	0	2,375,656	0	110,000	2,675,364	2,485,656
0315	Florence Township	5	45,000	2,429,839	0	0	1,414,360	445,011	110,000	2,474,839	1,969,371
1411	Florham Park Borough	1	0	669,672	0	0	540,200	0	37,000	669,672	577,200
1411	Florham Park Borough	9	22,000	120,988	0	0	93,938	38,837	0	142,988	132,775
1906	Franklin Borough	5	77,291	1,611,506	0	0	1,015,365	561,473	40,200	1,688,797	1,617,038
0805	Franklin Township	1	455,332	6,824,450	0	0	4,653,170	1,350,745	595,000	7,279,782	6,598,915
1315	Freehold Borough	5	459,000	4,066,875	0	0	3,729,270	330,122	40,000	4,525,875	4,099,392
1316	Freehold Township	5	1,984,000	8,651,508	0	0	5,759,633	2,114,574	416,000	10,635,508	8,290,207
1011	Frenchtown Borough	2	30,000	325,583	0	70,000	197,805	32,744	0	355,583	300,549
0111	Galloway Township	2	400,237	2,440,068	0	0	1,432,237	902,867	102,000	2,840,305	2,437,104
0221	Garfield City	1	240,000	1,697,672	0	200,000	1,549,941	146,869	0	1,937,672	1,896,810
0413	Gibbsboro Borough	2	145,000	139,399	0	0	81,385	204,262	0	284,399	285,647
0806	Glassboro Borough	5	431,940	2,808,824	0	0	2,567,822	273,567	303,000	3,240,764	3,144,389
1012	Glen Gardner Borough	0	187,000	0	0	0	181,400	0	10,000	187,000	191,400
1012	Glen Gardner Borough	1	32,745	142,814	0	0	118,745	40,182	2,000	175,559	160,927
0708	Glen Ridge Borough	1	0	644,223	0	0	652,000	0	0	644,223	652,000
0414	Gloucester City City	1	9,463	1,346,292	0	0	1,107,916	281,563	15,000	1,355,755	1,404,479
0414	Gloucester City City	2	141,185	563,481	0	0	698,176	21,292	60,000	704,666	779,468
1809	Green Brook Township	2	381,735	309,069	0	0	511,572	98,163	35,000	690,804	644,735
0807	Greenwich Township	1	51,181	502,312	0	0	267,575	202,105	3,500	553,493	473,180
0223	Hackensack City	8	134,550	832,537	0	0	427,100	387,891	7,500	967,087	822,491

Municode	Municipality	TYPE	SURPLUS ANTICIP	OPERATING INCOME	FROM PROP. TAXES	SURPLUS TO MUNI.	OPERATING COSTS	DEBT SERVICE	CAPITAL IMPROV.	TOTAL REVENUE	TOTAL EXPEND.
0416	Haddon Township	5	87,078	1,565,019	0	0	1,162,626	306,244	46,000	1,652,097	1,514,870
0417	Haddonfield Borough	5	80,000	1,871,993	0	0	1,276,442	449,261	33,842	1,951,993	1,759,545
1603	Haledon Borough	1	70,000	997,249	0	0	875,712	103,130	6,000	1,067,249	984,842
1909	Hamburg Borough	5	55,861	990,164	0	0	820,757	256,861	10,500	1,046,025	1,088,118
1103	Hamilton Township	2	1,268,186	10,728,358	0	0	7,400,264	3,843,127	165,922	11,996,544	11,409,313
0113	Hammonton Township	1	76,200	1,280,076	0	0	555,919	456,422	0	1,356,276	1,012,341
0113	Hammonton Township	2	80,465	1,049,747	0	0	614,994	360,946	18,550	1,130,212	994,490
1013	Hampton Borough	1	11,400	159,750	0	0	105,200	63,600	1,000	171,150	169,800
1412	Hanover Township	9	20,000	170,445	0	0	124,005	67,078	2,195	190,445	193,278
1413	Harding Township	2	6,200	139,036	0	0	136,200	0	0	145,236	136,200
0904	Harrison Town	1	0	1,118,436	0	0	1,095,000	0	5,000	1,118,436	1,100,000
0808	Harrison Township	2	66,870	678,795	0	0	333,255	88,236	30,000	745,665	451,491
1509	Harvey Cedars Borough	5	32,900	537,680	0	0	416,400	98,412	30,000	570,580	544,812
1604	Hawthorne Borough	1	50,000	1,630,204	0	0	1,280,803	250,251	40,000	1,680,204	1,571,054
1339	Hazlet Township	9	97,195	359,843	0	0	405,065	39,500	1,050	457,038	445,615
1206	Helmetta Borough	1	18,157	189,002	0	0	112,332	76,258	0	207,159	188,590
1206	Helmetta Borough	2	63,793	192,358	0	0	188,595	56,198	0	256,151	244,793
1014	High Bridge Borough	0	334,886	0	0	0	344,316	0	100	334,886	344,416
1014	High Bridge Borough	1	0	378,175	0	0	187,309	146,333	10,000	378,175	343,642
1014	High Bridge Borough	2	40,367	848,748	0	0	745,360	146,521	9,155	889,115	901,036
1207	Highland Park Borough	5	305,000	2,096,533	0	0	1,780,937	142,787	305,000	2,401,533	2,228,724
1317	Highlands Borough	5	160,000	3,773,250	0	0	3,365,120	328,387	5,000	3,933,250	3,698,507
1104	Hightstown Borough	5	592,000	2,030,270	0	0	1,734,342	505,469	160,000	2,622,270	2,399,811
0227	Hillsdale Borough	9	5,980	397,852	0	0	191,970	144,581	30,929	403,832	367,480
2007	Hillside Township	9	11,000	130,322	0	0	116,440	12,560	0	141,322	129,000
0905	Hoboken City	11	0	3,629,662	961,621	0	4,502,117	99,546	0	4,591,283	4,601,663
0905	Hoboken City	2	0	363,986	0	0	1,000	360,762	0	363,986	361,762
0228	Ho-Ho-Kus Borough	1	82,925	491,529	0	0	398,075	94,092	29,100	574,454	521,267
1015	Holland Township	2	77,100	138,288	0	0	180,900	35,761	0	215,388	216,661
1318	Holmdel Township	2	840,000	770,804	0	0	1,163,100	93,893	92,500	1,610,804	1,349,493
1318	Holmdel Township	9	224,940	368,152	0	0	524,940	0	0	593,092	524,940
1105	Hopewell Borough	1	50,000	224,346	0	0	212,100	32,900	0	274,346	245,000
0607	Hopewell Township	2	6,000	33,750	0	0	42,000	0	0	39,750	42,000
1106	Hopewell Township	1	1,400	33,320	0	0	31,354	8,866	0	34,720	40,240
1106	Hopewell Township	2	0	221,109	0	0	183,555	32,651	0	221,109	216,206
1319	Howell Township	1	450,000	4,582,808	0	0	1,526,624	2,684,785	60,152	5,032,808	4,271,561
1319	Howell Township	2	777,000	4,410,106	0	0	3,553,221	757,247	10,000	5,187,106	4,320,468
0900	Hudson County	0	1,396,000	3,898,065	0	0	1,437,500	4,292,338	0	5,294,065	5,729,838
1510	Island Heights Borough	5	32,400	415,267	0	0	350,200	92,637	0	447,667	442,837
1208	Jamesburg Borough	2	0	748,726	0	0	665,259	0	0	748,726	665,259
1414	Jefferson Township	1	112,000	833,274	0	0	577,869	404,080	0	945,274	981,949
1414	Jefferson Township	2	0	390,389	0	0	517,645	60,660	0	390,389	578,305
0906	Jersey City City	1	583,410	22,754,632	0	0	15,009,957	8,438,903	100,000	23,338,042	23,548,860
1321	Keansburg Borough	5	0	29,450	0	0	0	29,333	0	29,450	29,333
0907	Kearny Town	1	0	2,924,222	0	0	3,029,785	389,206	0	2,924,222	3,418,991
1322	Keyport Borough	5	111,350	2,587,353	0	0	2,486,635	214,201	0	2,698,703	2,700,836
1415	Kinnelon Borough	1	11,000	102,559	0	0	115,400	0	0	113,559	115,400
1415	Kinnelon Borough	2	32,000	128,990	0	0	161,500	0	0	160,990	161,500
1513	Lakehurst Borough	5	83,605	601,088	0	0	609,070	45,807	18,570	684,693	673,447
1515	Lavallette Borough	1	217,909	495,253	0	0	370,850	241,956	105,000	713,162	717,806
1515	Lavallette Borough	2	226,533	897,544	0	0	1,108,366	8,882	10,000	1,124,077	1,127,248
1515	Lavallette Borough	7	238,500	1,624,047	0	0	1,126,800	0	50,000	1,862,547	1,176,800
0421	Lawnsdale Borough	1	0	0	0	0	0	0	0	0	0

TABLE 12: FINANCES OF MUNICIPALLY OPERATED UTILITIES

Municode	Municipality	TYPE	SURPLUS ANTICIP	OPERATING INCOME	FROM PROP. TAXES	SURPLUS TO MUNI.	OPERATING COSTS	DEBT SERVICE	CAPITAL IMPROV.	TOTAL REVENUE	TOTAL EXPEND.
0421	Lawnside Borough	2	55,000	155,898	0	0	183,000	26,000	0	210,898	209,000
0229	Leonia Borough	9	41,259	255,257	0	0	174,759	36,974	11,500	296,516	223,233
1416	Lincoln Park Borough	1	133,000	1,278,002	0	0	1,126,044	168,447	0	1,411,002	1,294,491
2009	Linden City	0	0	2,933,000	0	0	2,433,000	300,000	200,000	2,598,000	0
0710	Livingston Township	1	0	2,314,113	390,372	0	3,140,857	153,760	84,803	2,704,485	3,379,420
0710	Livingston Township	9	70,000	309,483	0	0	282,317	24,030	68,400	379,483	374,747
0231	Lodi Borough	1	276,000	1,880,766	0	600,000	1,293,000	158,000	50,000	2,156,766	2,101,000
1517	Long Beach Township	5	964,800	4,624,051	0	0	4,249,800	868,405	130,000	5,588,851	5,248,205
0115	Longport City	5	190,854	608,007	0	0	625,000	0	160,000	798,861	785,000
2115	Lopatcong Township	2	135,000	968,756	0	0	947,550	0	79,500	1,103,756	1,027,050
0232	Lyndhurst Township	1	0	1,507,312	0	0	1,249,679	3,340	10,000	1,507,312	1,263,019
1417	Madison Borough	1	340,805	1,382,582	0	0	875,929	56,586	585,000	1,723,387	1,517,515
1417	Madison Borough	7	0	13,303,080	0	1,200,000	7,690,119	0	800,000	13,303,080	9,690,119
0423	Magnolia Borough	2	26,300	249,989	0	0	243,300	1,679	6,000	276,289	250,979
0233	Mahwah Township	1	0	2,146,313	0	0	1,319,134	230,222	139,785	2,146,313	1,689,141
0233	Mahwah Township	2	593,848	2,999,034	0	0	2,517,351	926,497	150,000	3,592,882	3,593,848
1326	Manalapan Township	1	11,000	86,102	0	0	54,495	24,405	0	97,102	78,900
1327	Manasquan Borough	4	14,079	764,235	0	0	787,473	0	0	778,314	787,473
1327	Manasquan Borough	5	148,865	1,809,621	0	0	1,667,710	163,831	46,005	1,958,486	1,877,546
1518	Manchester Township	1	0	560,826	0	0	410,836	182,363	5,833	560,826	599,032
1518	Manchester Township	2	0	861,097	0	0	576,116	203,051	116,666	861,097	895,833
1811	Manville Borough	5	180,000	2,464,191	0	285,749	2,154,644	39,653	25,000	2,644,191	2,505,046
0319	Maple Shade Borough	5	1,173	5,278,876	3,495	0	3,903,866	1,779,178	25,000	5,283,544	5,708,044
0711	Maplewood Township.	9	108,350	420,793	0	0	371,950	0	111,400	529,143	483,350
0116	Margate City	5	231,800	2,161,317	0	0	2,176,800	0	30,000	2,393,117	2,206,800
1328	Marlboro Township	9	1,688	512,640	0	0	411,263	21,931	0	514,328	433,194
1329	Matawan Borough	5	540,000	3,226,239	0	160,000	2,638,859	667,466	90,000	3,766,239	3,556,325
0234	Maywood Borough	7	69,000	0	0	0	233,989	7,546	0	69,000	0
0234	Maywood Borough	9	0	192,286	0	0	218,989	7,546	0	192,286	226,535
0321	Medford Lakes Borough	2	78,981	891,931	0	0	462,081	415,423	0	970,912	877,504
0320	Medford Township	5	406,807	3,630,287	0	0	2,088,268	1,554,915	168,139	4,037,094	3,811,322
1418	Mendham Borough	1	87,114	31,140	0	0	87,113	30,570	0	118,254	117,683
1418	Mendham Borough	2	150,000	1,084,994	0	0	751,604	224,927	92,000	1,234,994	1,068,531
1210	Metuchen Borough	9	53,626	269,610	0	0	213,705	61,208	20,000	323,236	294,913
0506	Middle Township	2	0	1,973,029	0	0	1,243,806	538,273	0	1,973,029	1,782,079
1211	Middlesex Borough	9	34,500	205,446	0	0	198,500	12,000	0	239,946	210,500
1200	Middlesex County	8	121,876	563,658	0	0	476,376	0	0	685,534	476,376
1020	Millford Borough	1	1,936	113,577	0	0	96,040	0	9,960	115,513	106,000
1020	Millford Borough	2	21,300	366,052	0	0	272,060	52,450	17,840	387,352	342,350
1212	Milltown Borough	5	0	1,473,538	0	0	843,443	369,754	15,200	1,473,538	1,228,397
1212	Milltown Borough	7	0	3,351,281	0	0	2,744,178	107,083	20,000	3,351,281	2,871,261
0610	Millville City	1	383,750	2,512,937	0	0	1,684,765	246,484	440,100	2,896,687	2,371,349
0610	Millville City	2	397,000	4,126,029	0	0	2,904,808	668,844	435,000	4,523,029	4,008,652
0610	Millville City	3	0	773,985	129,363	0	608,050	290,298	5,000	903,348	903,348
1420	Mine Hill Township	1	0	359,959	0	0	290,590	53,450	5,000	359,959	349,040
1300	Monmouth County	0	21,990,493	9,597,273	0	0	19,758,574	10,213,485	0	31,587,766	0
0713	Montclair Township	1	171,500	3,803,621	0	0	2,846,127	678,110	171,500	3,975,121	3,695,737
1813	Montgomery Township	2	30,437	1,125,215	0	0	1,191,035	0	30,100	1,155,652	1,221,135
0237	Moonachie Borough	2	151,597	1,233,100	0	0	1,096,459	7,638	47,500	1,384,697	1,151,597
0322	Moorestown Township	5	1,099,745	5,663,520	0	0	3,124,610	1,851,691	135,000	6,763,265	5,111,301
1423	Morris Plains Borough	9	26,000	91,601	0	0	98,250	0	0	117,601	98,250
1422	Morris Township	2	328,714	8,405,753	0	0	3,419,678	3,613,177	39,000	8,734,467	7,071,855
1422	Morris Township	8	19,227	35,540	0	0	40,900	9,327	0	54,767	50,227

Municode	Municipality	TYPE	SURPLUS ANTICIP	OPERATING INCOME	FROM PROP. TAXES	SURPLUS TO MUNI.	OPERATING COSTS	DEBT SERVICE	CAPITAL IMPROV.	TOTAL REVENUE	TOTAL EXPEND.
1422	Morris Township	9	39,879	428,518	0	0	274,350	166,208	0	468,397	440,558
1424	Morristown Town	3	0	39,352	0	61,652	7,700	0	0	39,352	69,352
1424	Morristown Town	8	0	491,217	0	0	0	491,217	0	491,217	491,217
0425	Mount Ephraim Borough	1	150,000	497,940	0	0	535,898	0	0	647,940	535,898
1425	Mountain Lakes Borough	0	217,500	0	57,949	0	272,949	0	2,500	275,449	0
1425	Mountain Lakes Borough	1	35,673	407,633	0	0	308,399	37,274	10,000	443,306	355,673
1425	Mountain Lakes Borough	2	55,313	401,684	0	0	354,313	0	6,000	456,997	360,313
2010	Mountainside Borough	9	30,000	161,159	0	0	147,425	0	32,850	191,159	180,275
0812	National Park Borough	1	31,955	122,623	0	0	124,292	13,273	10,500	154,578	148,065
1335	Neptune City Borough	2	56,000	560,925	0	0	656,000	0	0	616,925	656,000
1334	Neptune Township	2	254,332	3,024,972	240,000	0	2,586,028	141,542	125,000	3,519,304	2,852,570
1428	Netcong Borough	1	200,000	285,374	0	160,000	246,943	33,055	10,000	485,374	449,998
1428	Netcong Borough	2	0	784,195	114,741	0	840,282	58,653	0	898,936	898,935
1214	New Brunswick City	1	985,000	5,658,462	0	0	4,242,430	1,896,610	220,500	6,643,462	6,359,540
1214	New Brunswick City	2	250,000	3,921,655	0	0	3,248,375	593,043	200,000	4,171,655	4,041,418
0714	Newark City	1	6,796,245	41,045,166	0	0	31,680,366	9,269,388	6,559,319	47,841,411	47,509,073
0714	Newark City	2	0	11,801,852	0	0	22,462,061	0	0	11,801,852	22,462,061
0813	Newfield Borough	1	40,000	147,226	0	0	142,210	0	25,000	187,226	167,210
1915	Newton Town	5	36,000	2,465,048	0	0	1,371,995	1,136,171	0	2,501,048	2,508,166
0239	North Arlington Borough	1	150,000	1,145,172	0	0	1,087,000	171,695	0	1,295,172	1,258,695
0908	North Bergen Township	9	44,711	233,739	0	0	203,000	51,711	10,000	278,450	264,711
1215	North Brunswick Township	1	0	1,697,329	700,000	0	1,264,500	1,150,414	0	2,397,329	2,414,914
1215	North Brunswick Township	2	0	1,227,534	0	0	1,263,000	97,000	0	1,227,534	1,360,000
0715	North Caldwell Borough	1	3,000	781,280	0	0	658,699	114,065	7,000	784,280	779,764
0715	North Caldwell Borough	9	11,800	135,312	0	30,000	71,100	17,820	33,000	147,112	151,920
1814	North Plainfield Borough	2	140,000	1,149,980	0	0	1,160,244	52,247	0	1,289,980	1,212,491
0716	Nutley Township	1	202,491	1,913,728	0	0	2,251,491	0	1,000	2,116,219	2,252,491
0242	Oakland Borough	1	149,419	1,193,285	0	0	873,000	301,313	65,000	1,342,704	1,239,313
0242	Oakland Borough	2	0	231,828	7,354	0	239,182	0	0	239,182	239,182
0508	Ocean City City	2	0	13,026	3,315	0	600	15,741	0	16,341	16,341
1521	Ocean Gate Borough	1	0	185,356	0	0	143,000	30,685	5,500	185,356	179,185
1521	Ocean Gate Borough	2	18,900	419,503	0	0	348,326	88,654	0	438,403	436,980
1916	Ogdensburg Borough	1	110,000	332,558	0	0	202,607	133,939	75,000	442,558	411,546
1209	Old Bridge Township	0	1,232,855	0	3,000	0	1,211,836	22,000	0	1,235,855	0
1209	Old Bridge Township	8	0	33,283	0	0	24,999	0	0	33,283	24,999
1706	Oldmans Township	1	0	12,515	3,083	0	13,154	1,629	1,000	15,598	15,783
0717	Orange City	1	0	3,145,860	0	459,000	1,933,619	505,242	0	3,145,860	2,897,861
2117	Oxford Township	2	250,000	615,588	0	0	701,800	95,722	20,000	865,588	817,522
0245	Palisades Park Borough	9	162,000	491,991	0	0	480,800	174,000	0	653,991	654,800
0327	Palmyra Borough	2	240,000	1,013,859	0	0	650,103	425,124	0	1,253,859	1,075,227
1429	Parsippany-Troy Hills Township	0	2,118,051	986,893	8,000	0	1,905,874	98,689	91,325	3,112,944	0
1429	Parsippany-Troy Hills Township	1	400,000	4,495,255	0	0	3,060,423	1,371,499	60,000	4,895,255	4,491,922
1429	Parsippany-Troy Hills Township	2	195,234	11,252,185	0	0	6,805,832	4,500,267	74,000	11,447,419	11,380,099
0246	Paramus Borough	0	1,150,324	320,807	3,738	0	855,762	326,151	343,300	1,474,869	0
0246	Paramus Borough	2	0	3,633,689	0	0	3,083,934	526,392	15,000	3,633,689	3,625,326
0246	Paramus Borough	9	7,300	333,697	0	0	260,600	39,132	35,000	340,997	334,732
0247	Park Ridge Borough	1	386,081	2,003,356	0	0	1,667,454	379,027	139,600	2,389,437	2,186,081
0247	Park Ridge Borough	7	443,048	4,986,504	0	0	4,748,032	71,516	363,500	5,429,552	5,183,048
0247	Park Ridge Borough	9	27,000	157,096	0	0	119,682	37,286	4,500	184,096	161,468
1430	Passaic Township	8	0	35,424	0	0	8,000	0	14,200	35,424	22,200
0814	Paulsboro Borough	5	149,362	1,014,795	0	0	891,899	101,247	24,000	1,164,157	1,017,146
1815	Peapack-Gladstone Borough	2	48,019	688,479	0	0	333,288	279,731	35,000	736,498	648,019
0328	Pemberton Borough	1	0	0	0	0	0	0	6,200	0	6,200

TABLE 12: FINANCES OF MUNICIPALLY OPERATED UTILITIES

Municode	Municipality	TYPE	SURPLUS ANTICIP	OPERATING INCOME	FROM PROP. TAXES	SURPLUS TO MUNI.	OPERATING COSTS	DEBT SERVICE	CAPITAL IMPROV.	TOTAL REVENUE	TOTAL EXPEND.
0328	Pemberton Borough	5	34,800	295,125	0	0	298,100	26,645	0	329,925	324,745
0328	Pemberton Borough	7	0	694,872	0	0	496,200	0	35,000	694,872	531,200
0329	Pemberton Township	1	350,000	741,216	0	0	693,091	271,850	50,000	1,091,216	1,014,941
0329	Pemberton Township	2	0	575,640	0	0	0	574,877	0	575,640	574,877
1108	Pennington Borough	5	49,000	505,780	0	0	424,729	85,420	0	554,780	510,149
1708	Pennsville Township	1	30,000	1,292,350	0	0	1,181,520	0	110,000	1,322,350	1,291,520
1431	Pequannock Township	0	0	1,302,970	0	0	1,302,970	0	0	1,295,470	0
1431	Pequannock Township	1	168,800	968,679	0	0	650,045	340,611	128,224	1,137,479	1,118,880
1431	Pequannock Township	2	160,000	810,304	0	0	597,885	88,615	43,500	970,304	730,000
1216	Perth Amboy City	1	0	6,638,870	0	463,590	4,608,238	1,059,934	1	6,638,870	6,131,763
1216	Perth Amboy City	2	0	4,866,094	0	0	3,840,807	912,108	1	4,866,094	4,752,916
2119	Phillipsburg Town	2	1,497,240	3,790,278	0	0	2,765,215	2,193,032	40,000	5,287,518	4,998,247
1522	Pine Beach Borough	1	51,630	203,499	255,129	0	118,430	51,855	30,000	510,258	200,285
1522	Pine Beach Borough	2	209,849	230,391	0	0	322,750	56,599	45,000	440,240	424,349
1217	Piscataway Township	0	521,000	113,400	0	0	548,800	113,400	0	634,400	0
1217	Piscataway Township	2	400,000	5,024,359	0	0	4,485,485	809,002	0	5,424,359	5,294,487
0815	Pitman Borough	5	119,303	1,240,957	0	0	1,097,165	0	134,800	1,360,260	1,231,965
2012	Plainfield City	2	383,000	2,821,718	0	0	2,662,336	0	0	3,204,718	2,662,336
0119	Pleasantville City	2	182,672	2,695,469	0	800,000	1,455,434	443,087	5,000	2,878,141	2,703,521
2120	Pohatcong Township	2	66,964	484,725	0	0	629,543	0	10,000	551,689	639,543
1524	Point Pleasant Borough	5	700,000	4,767,312	0	0	3,986,946	1,240,247	25,000	5,467,312	5,252,193
1109	Princeton Borough	0	0	350,000	0	0	0	350,000	0	350,000	0
1110	Princeton Township	0	95,000	952,550	0	0	95,000	952,550	0	1,047,550	0
1525	Point Pleasant Beach Borough	5	420,000	2,225,525	0	0	2,128,182	248,383	21,700	2,645,525	2,398,265
2013	Rahway City	1	294,294	3,652,916	0	0	2,990,313	546,900	140,000	3,947,210	3,677,213
0248	Ramsey Borough	5	637,581	3,737,439	0	0	3,234,180	189,281	664,000	4,375,020	4,087,461
0248	Ramsey Borough	9	87,000	159,831	0	0	203,000	0	50,000	246,831	253,000
1022	Readington Township	2	134,679	926,243	0	0	875,000	125,084	0	1,060,922	1,000,084
1340	Red Bank Borough	5	100,000	4,102,056	0	0	3,589,764	367,014	14,000	4,202,056	3,970,778
1340	Red Bank Borough	8	23,666	444,224	0	0	182,680	260,986	10,000	467,890	453,666
0249	Ridgefield Borough	9	1,983	206,125	0	0	152,500	36,847	15,000	208,108	204,347
0250	Ridgefield Park Village	9	0	115,005	0	0	100,761	3,397	8,000	115,005	112,158
0251	Ridgewood Village	1	699,618	5,320,187	0	0	4,296,105	830,252	402,500	6,019,805	5,528,857
0251	Ridgewood Village	8	20,350	502,703	0	0	475,350	0	0	523,053	475,350
1611	Ringwood Borough	1	123,000	792,061	0	0	549,796	256,525	100,000	915,061	906,321
1433	Riverdale Borough	1	24,100	162,392	0	0	173,500	1,000	0	186,492	174,500
1433	Riverdale Borough	2	10,279	137,539	0	0	136,279	0	0	147,818	136,279
1434	Rockaway Borough	1	125,000	955,507	0	0	888,096	161,324	0	1,080,507	1,049,420
1435	Rockaway Township	1	300,000	1,628,913	0	0	1,263,756	197,772	30,000	1,928,913	1,491,528
1817	Rocky Hill Borough	5	17,184	160,359	0	0	128,434	6,371	0	177,543	134,805
1341	Roosevelt Borough	5	170,000	507,948	0	0	314,786	205,647	45,000	677,948	565,433
0718	Roseland Borough	1	0	782,336	0	0	705,322	41,281	5,000	782,336	751,603
0718	Roseland Borough	2	100,000	703,794	0	0	743,051	53,863	2,000	803,794	798,914
2015	Roselle Park Borough	2	90,000	873,014	0	0	729,592	0	0	963,014	729,592
1436	Roxbury Township	1	400,000	818,767	0	0	378,152	711,886	0	1,218,767	1,090,038
1436	Roxbury Township	2	850,000	4,828,405	0	0	2,114,756	3,139,560	0	5,678,405	5,254,316
0257	Saddle Brook Township	1	270,981	1,429,861	0	0	1,745,007	3,974	0	1,700,842	1,748,981
1712	Salem City	5	238,343	2,169,186	0	0	1,374,447	434,795	269,100	2,407,529	2,078,342
1219	Sayreville Borough	1	250,000	3,671,984	0	0	3,435,550	559,669	104,781	3,921,984	4,100,000
1343	Sea Bright Borough	2	0	0	270,430	0	385,500	0	10,000	270,430	395,500
1343	Sea Bright Borough	4	0	161,161	0	15,000	135,230	0	10,000	161,161	160,230
1344	Sea Girt Borough	4	17,690	444,998	0	0	391,978	85,981	11,184	462,688	489,143
1344	Sea Girt Borough	5	0	666,183	0	0	520,612	93,640	0	666,183	614,252

Municode	Municipality	TYPE	SURPLUS ANTICIP	OPERATING INCOME	FROM PROP. TAXES	SURPLUS TO MUNI.	OPERATING COSTS	DEBT SERVICE	CAPITAL IMPROV.	TOTAL REVENUE	TOTAL EXPEND.
0509	Sea Isle City	5	100,000	4,266,380	0	0	3,587,095	664,878	20,000	4,366,380	4,271,973
1526	Seaside Heights Borough	5	680,000	2,280,698	0	0	1,975,721	468,275	308,000	2,960,698	2,751,996
1526	Seaside Heights Borough	7	0	3,360,496	0	0	2,999,864	25,155	0	3,360,496	3,025,019
1527	Seaside Park Borough	5	0	1,593,274	51,636	0	1,450,366	194,549	0	1,644,910	1,644,915
0909	Secaucus Town	9	0	221,944	86,585	0	308,530	0	0	308,529	308,530
1528	Ship Bottom Borough	5	235,000	606,199	0	0	685,220	0	80,000	841,199	765,220
0431	Somerdale Borough	2	0	246,077	0	0	211,955	28,044	0	246,077	239,999
1818	Somerville Borough	2	45,045	2,183,147	0	0	2,222,200	60,045	100,000	2,228,192	2,382,245
1220	South Amboy City	1	0	726,841	144,840	0	907,859	20,180	5,000	871,681	933,039
1347	South Belmar Borough	5	280,000	775,270	0	130,000	670,295	0	90,000	1,055,270	890,295
1221	South Brunswick Township	5	0	12,135,954	0	0	8,737,532	2,678,636	0	12,135,954	11,416,168
0719	South Orange Village	1	219,918	2,362,946	0	0	1,859,111	505,807	80,000	2,582,864	2,444,918
1222	South Plainfield Borough	2	125,000	3,255,983	0	0	2,173,900	413,440	0	3,380,983	2,587,340
1222	South Plainfield Borough	9	9,250	217,412	0	0	150,053	53,300	0	226,662	203,353
1223	South River Borough	1	60,800	1,232,169	0	0	1,020,993	368,508	11,000	1,292,969	1,400,501
1223	South River Borough	2	12,000	0	122,816	0	164,690	8,913	5,000	134,816	178,603
1223	South River Borough	7	346,824	4,910,003	0	0	4,268,409	140,155	215,000	5,256,827	4,623,564
1918	Sparta Township	1	25,621	1,197,609	0	0	867,250	256,569	46,800	1,223,230	1,170,619
1918	Sparta Township	2	49,486	202,639	0	0	129,886	83,100	5,000	252,125	217,986
1224	Spotswood Borough	5	140,915	1,179,084	0	0	840,863	210,052	115,000	1,319,999	1,165,915
1348	Spring Lake Borough	4	142,424	1,035,231	0	0	956,867	48,628	156,981	1,177,655	1,162,476
1348	Spring Lake Borough	5	138,000	1,282,475	0	0	870,296	59,921	16,000	1,420,475	946,217
1349	Spring Lake Heights Borough	5	862,870	1,658,317	0	662,870	1,465,511	43,145	160,000	2,521,187	2,331,526
2017	Springfield Township	9	31,880	295,198	0	0	250,755	47,125	0	327,078	297,880
1919	Stanhope Borough	1	51,423	319,112	0	0	196,560	135,916	10,000	370,535	342,476
1919	Stanhope Borough	2	87,030	1,023,394	0	0	826,925	182,630	10,000	1,110,424	1,019,555
1023	Stockton Borough	1	16,000	40,194	0	0	29,305	0	22,000	56,194	51,305
1023	Stockton Borough	2	23,000	177,182	0	0	138,005	34,993	10,000	200,182	182,998
0510	Stone Harbor Borough	5	0	1,906,314	0	0	1,511,000	133,215	95,335	1,906,314	1,739,550
2018	Summit City	2	475,000	2,084,484	0	0	1,876,528	509,355	50,000	2,559,484	2,435,883
1531	Surf City Borough	5	266,000	1,133,414	0	0	1,082,000	107,012	30,000	1,399,414	1,219,012
1921	Sussex Borough	5	109,000	788,541	0	0	468,993	319,884	20,000	897,541	808,877
0817	Swedesborough Borough	5	105,000	673,808	0	0	595,353	141,146	12,000	778,808	748,499
1024	Tewksbury Township	0	0	30,784	852	0	30,784	0	0	30,659	0
1024	Tewksbury Township	2	0	120,334	0	0	83,475	20,642	0	120,334	104,117
1336	Tinton Falls Borough	0	149,000	621,770	0	0	725,070	45,700	0	104,691	0
1336	Tinton Falls Borough	2	396,000	1,223,069	0	0	1,148,629	279,580	15,000	1,619,069	1,443,209
1612	Totowa Borough	1	100,000	1,129,756	0	0	1,227,070	38,861	13,500	1,229,756	1,279,431
1612	Totowa Borough	9	265	54,485	0	0	45,450	6,815	0	54,750	0
1111	Trenton City	1	1,479,883	18,577,668	0	680,792	12,152,227	4,846,742	866,980	20,057,551	18,546,741
1111	Trenton City	2	3,521,413	10,492,047	0	4,709,375	7,337,801	2,003,819	342,015	14,013,460	14,393,010
1111	Trenton City	8	581,000	1,398,998	0	1,100,000	432,611	331,480	0	1,979,998	1,864,091
1532	Tuckerton Borough	1	72,154	474,412	0	0	295,836	132,202	0	546,566	428,038
1532	Tuckerton Borough	2	171,431	851,186	0	0	654,872	119,012	41,000	1,022,617	814,884
1350	Union Beach Borough	1	87,500	0	0	0	87,500	0	0	87,500	87,500
2019	Union Township	2	450,000	2,382,133	0	0	3,407,188	0	0	2,832,133	3,407,188
0613	Upper Deerfield Township	5	0	3,437,624	0	0	724,435	100,669	2,500,000	3,437,624	3,325,104
0122	Ventnor City	5	0	2,937,375	0	0	2,323,966	170,675	19,500	2,937,375	2,514,141
0720	Verona Township	1	150,000	1,805,632	0	0	1,216,452	649,026	10,000	1,955,632	1,875,478
0720	Verona Township	2	869,265	2,655,691	0	0	1,235,690	1,901,247	5,000	3,524,956	3,141,937
0720	Verona Township	9	10,000	327,244	0	0	183,816	114,304	8,000	337,244	306,120
0614	Vineland City	5	268,000	3,853,744	0	0	3,608,301	642,771	398,000	4,121,744	4,649,072
0614	Vineland City	7	0	43,959,804	0	0	35,659,835	1,104,164	2,860,000	43,959,804	39,623,999

TABLE 12: FINANCES OF MUNICIPALLY OPERATED UTILITIES

Municode	Municipality	TYPE	SURPLUS ANTICIP	OPERATING INCOME	FROM PROP. TAXES	SURPLUS TO MUNI.	OPERATING COSTS	DEBT SERVICE	CAPITAL IMPROV.	TOTAL REVENUE	TOTAL EXPEND.
0434	Voorhees Township	2	49,000	1,876,311	0	0	640,990	993,066	10	1,925,311	1,634,066
0264	Waldwick Borough	1	24,981	802,986	0	0	710,554	29,803	23,300	827,967	763,657
1352	Wall Township	5	0	7,031,883	0	0	5,787,905	518,791	50,000	7,031,883	6,356,696
0265	Wallington Borough	1	0	864,940	0	0	755,426	23,457	20,000	864,940	798,883
1613	Wanaque Borough	1	5,000	826,386	0	0	667,880	110,932	40,000	831,386	818,812
1614	Wayne Township	0	80,000	386,000	0	0	446,000	0	0	446,000	0
1614	Wayne Township	0	500,000	6,616,202	0	0	5,951,181	672,819	60,000	7,116,202	6,684,000
1614	Wayne Township	2	700,000	9,731,178	0	0	4,956,140	4,618,176	795,683	10,431,178	10,369,999
0819	Wenonah Borough	5	146,724	330,307	0	0	342,728	111,096	0	477,031	453,824
0721	West Caldwell Township	1	216,411	1,212,320	0	0	1,138,305	113,106	35,000	1,428,731	1,286,411
0721	West Caldwell Township	9	14,756	416,645	0	0	310,870	80,886	10,000	431,401	401,756
0512	West Cape May Borough	1	30,630	192,233	0	0	190,453	0	0	222,863	190,453
0512	West Cape May Borough	2	71,797	217,062	0	0	207,573	25,037	0	288,859	232,610
0820	West Deptford Township	5	269,798	4,701,026	0	0	3,237,494	1,194,672	112,200	4,970,824	4,544,366
0912	West New York Town	9	0	94,841	34,502	0	136,048	0	0	129,343	136,048
0722	West Orange Township	9	114,322	167,996	0	0	277,022	0	0	282,318	277,022
1616	West Paterson Borough	1	37,600	592,966	0	0	579,200	9,800	9,500	630,566	598,500
0513	West Wildwood Borough	5	40,000	509,883	0	0	410,537	92,902	21,400	549,883	524,839
2020	Westfield Town	9	0	443,280	0	0	339,896	58,400	204	443,280	398,500
0821	Westville Borough	1	60,555	652,376	0	80,000	457,584	163,668	18,465	712,931	719,717
1439	Wharton Borough	1	104,627	518,193	0	0	370,721	84,363	39,300	622,820	494,384
1439	Wharton Borough	2	45,549	249,466	0	0	163,349	0	16,700	295,015	180,049
2123	White Township	2	11,617	61,214	0	0	42,617	0	0	72,831	42,617
0514	Wildwood City	1	243,751	3,975,905	0	0	2,332,000	1,236,751	300,000	4,219,656	3,868,751
0514	Wildwood City	2	282,250	3,296,503	0	0	3,000,317	176,000	55,000	3,578,753	3,231,317
0436	Winslow Township	1	0	0	0	0	10,445	0	0	0	10,445
0436	Winslow Township	5	666,651	2,546,357	0	0	1,466,282	1,052,991	430,000	3,213,008	2,949,273
1225	Woodbridge Township	0	60,000	0	0	0	60,000	0	0	60,000	0
1225	Woodbridge Township	2	963,491	10,019,075	0	0	7,923,940	2,060,694	22,500	10,982,566	10,007,134
1225	Woodbridge Township	9	0	82,661	0	0	108,140	0	0	82,661	108,140
0822	Woodbury City	5	309,521	2,523,873	0	0	2,122,021	601,630	130,000	2,833,394	2,853,651
0823	Woodbury Heights Borough	5	155,000	740,316	0	0	666,958	113,641	25,000	895,316	805,599
1715	Woodstown Borough	1	34,418	454,061	0	0	192,770	41,648	95,000	488,479	329,418
0270	Wyckoff Township	2	77,223	1,142,721	0	0	1,214,374	0	5,000	1,219,944	1,219,374
			130,736,971	856,274,775	4,204,692	13,965,139	682,568,517	169,273,619	37,769,659	991,216,438	903,576,934

1994 COUNTY LOCAL HEALTH SERVICES TAX (R.S. 26:3A2-19)

These property taxes are levied in each municipality which provides local health services through agreement with the County Health Department, pursuant to the Local Health Services Act of 1975 and comprise the annual operating budget of the County Health Department.

1994 COUNTY OPEN SPACE PRESERVATION TRUST FUND TAX (Ch. 30, P.L. 1989)

Taxes raised under the "County Open Space Preservation Trust Fund Tax" must be authorized by voters of each county assessing the tax, and creates a dedicated trust fund used to purchase land or water areas to be used for open space preservation. The law was approved in 1989 and was retroactive for the 2 previous years for counties that had created the program without the statutory authorization.

COUNTY LOCAL HEALTH SERVICES TAXATLANTIC COUNTY

Absecon City	\$ 92,790.43
Brigantine City	259,654.10
Buena Borough	35,736.97
Buena Vista Twp.	64,791.05
Corbin City	4,597.46
Egg Harbor City	33,101.38
Egg Harbor Twp.	340,986.45
Estell Manor Twp.	22,581.46
Folsom Boro.	18,783.80
Galloway Twp.	275,048.79
Hamilton Twp.	226,514.09
Hammonton Town	137,850.78
Linwood City	115,281.65
Longport Boro.	116,305.43
Margate City, City	303,592.87
Mullica Twp.	57,831.49
Northfield City	101,443.79
Pleasantville City	119,188.00
Port Republic City	15,117.75
Somer Point City	139,265.49
Ventnor City, City	236,387.89
Weymouth Twp.	<u>16,978.88</u>

ATLANTIC COUNTY TOTAL \$ 2,733,830.00CUMBERLAND COUNTY

Bridgeton City	\$ 197,224.00
Commercial Twp.	59,325.55
Deerfield Twp.	48,968.11
Downe Twp.	35,003.75
Fairfield Twp.	62,031.85
Greenwich Twp.	18,686.31
Hopewell Twp.	79,130.14
Lawrence Twp.	44,001.47
Maurice River Twp.	64,936.10
Millville City	451,409.75
Shiloh Boro.	7,389.27
Stow Creek Twp.	26,480.64
Upper Deerfield Twp.	<u>167,988.06</u>

CUMBERLAND COUNTY TOTAL \$ 1,262,575.00MONMOUTH COUNTY

Allentown Boro.	\$ 7,341.86
Asbury Park City	31,963.29
Atlantic Highland Boro.	25,632.97
Avon-by-the-Sea Boro.	18,863.01
Belmar Boro.	34,015.79
Englishtown Boro.	5,148.07
Farmingdale Boro.	6,290.25
Howell Twp.	175,778.53
Manasquan Boro.	45,883.69
Marlboro Twp.	184,805.92
Neptune Twp.	112,655.67
Neptune City Boro.	18,301.04
Oceanport Boro.	37,117.58
Roosevelt Boro.	3,428.56
South Belmar	8,605.38
Wall Twp.	<u>154,132.39</u>

MONMOUTH COUNTY TOTAL \$ 869,964.00OCEAN COUNTY

Barnegat Twp.	\$ 68,776.68
Bay Head Boro.	53,276.42
Beachwood Boro.	48,513.25
Berkeley Twp.	283,622.54
Brick Twp.	549,464.09
Dover Twp.	717,861.43
Eaglewood Twp.	11,165.43
Island Heights Boro.	15,743.48
Jackson Twp.	209,614.51
Lacey Twp.	196,228.52
Lakehurst Boro.	10,172.23
Lakewood Twp.	254,944.11
Lavalette Boro.	80,884.93
Little Egg Harbor Twp.	109,987.24
Manchester Twp.	186,758.65
Mantoloking Boro.	53,993.08
Ocean Twp.	48,622.92
Ocean Gate Boro.	13,422.34
Pine Beach Boro.	15,095.75
Plumsted Twp.	36,827.41
Pt. Pleasant Boro.	160,778.77

OCEAN COUNTY (con't)

Pt. Pleasant Beach Boro.	81,605.63
Seaside Heights Boro.	32,584.20
Seaside Park Boro.	54,073.37
S. Toms River Boro.	13,268.21
Stafford Twp.	171,121.29
Tuckerton Boro.	<u>21,493.52</u>

OCEAN COUNTY TOTAL \$ 3,500,000.00SUSSEX COUNTY

Andover Boro.	\$ 16,074.42
Andover Twp.	142,123.52
Branchville Boro.	39,331.69
Byram Twp.	205,567.67
Frankford Twp.	162,119.99
Franklin Boro.	87,019.20
Fredon Twp.	78,874.90
Green Twp.	80,694.31
Hamburg Boro.	53,794.66
Hampton Twp.	128,481.96
Hardyston Twp.	147,918.96
Lafayette Twp.	67,262.30
Montaque Twp.	86,101.79
Newton Town	156,148.00
Sandyston Twp.	53,258.49
Stillwater Twp.	104,651.52
Sussex Boro.	12,550.90
Walpack Twp.	1,355.15
Wantage Twp.	<u>236,214.17</u>

SUSSEX COUNTY TOTAL \$ 1,859,544.00

1994 COUNTY OPEN SPACE PRESERVATION TRUST FUND TAX (Ch. 30 P.L. 1989)

ATLANTIC COUNTY

Absecon City	\$	19,762.75
Atlantic City		331,464.95
Brigantine City		55,301.82
Buena Boro.		7,611.35
Buena Vista Twp.		13,799.37
Corbin City		979.18
Egg Harbor City		7,050.02
Egg Harbor Twp.		72,624.20
Estell Manor City		4,809.46
Folsom Boro.		4,000.62
Galloway Twp.		58,580.62
Hamilton Twp.		48,243.57
Hammonton Town		29,359.82
Linwood City		24,552.99
Longport Boro.		24,771.04
Margate City		64,660.01
Mullica Twp.		12,317.10
Northfield City		21,605.77
Pleasantville City		25,384.98
Port Republic City		3,219.82
Somers Point City		29,661.13
Ventnor City		50,346.52
Weymouth Twp.		<u>3,616.21</u>
<u>ATLANTIC COUNTY TOTAL</u>	\$	<u>913,723.30</u>

CAPE MAY COUNTY

Avalon Boro.	\$	166,796.66
Cape May City		80,435.50
Cape May Point Boro.		13,335.87
Dennis Twp.		31,720.09
Lower Twp.		130,406.22
Middle Twp.		80,055.71
North Wildwood City		64,974.97
Ocean City		312,877.17
Sea Isle City		96,177.38
Stone Harbor Boro.		101,256.64
Upper Twp.		76,287.43
West Cape May Boro.		10,828.83
West Wildwood Boro.		6,166.85
Wildwood City		53,894.51
Wildwood Crest Boro.		73,298.19
Woodbine Boro.		5,363.18
<u>CAPE MAY COUNTY TOTAL</u>	\$	<u>1,303,875.20</u>

MERCER COUNTY

E. Windsor Twp.	\$	105,452.54
Ewing Twp.		180,409.94
Hamilton Twp.		425,508.11
Hightstown Boro.		22,349.22
Hopewell Boro		14,579.71
Hopewell Twp.		135,663.69
Lawrence Twp.		212,568.51
Pennington Boro.		21,342.39
Princeton Boro.		89,476.37
Princeton Twp.		181,349.77
Trenton City		205,326.48
Washington Twp.		49,280.49
W. Windsor Twp.		210,929.99
<u>MERCER COUNTY TOTAL</u>	\$	<u>1,854,237.21</u>

MONMOUTH COUNTY

Aberdeen Twp.	\$	86,627.41
Allenhurst Boro.		11,074.59
Allentown Boro.		9,050.22
Asbury Park City		39,418.25
Atlantic Highlands Boro.		31,585.58
Avon-by-the-Sea Boro.		23,248.27
Belmar Boro.		41,899.38
Bradley Beach Boro.		29,035.52
Brielle Boro.		49,786.10
Colts Neck Twp.		97,195.29
Deal Boro.		57,797.68
Eatontown Boro.		99,113.78
Englishtown Boro.		6,341.72
Fair Haven Boro.		50,700.68
Farmingdale Boro.		7,759.59
Freehold Boro.		50,370.79
Freehold Twp.		197,568.54
Hazlet Twp.		101,166.83
Highlands Boro.		26,102.74
Holmdel Twp.		179,076.52
Howell Twp.		216,511.99
Interlaken Boro.		10,120.90
Keansburg Boro.		31,719.77
Keyport Boro.		31,812.81
Little Silver Boro.		57,499.33
Loch Harbour Village		3,642.05
Long Branch City		138,823.92
Manalapan Twp.		199,301.93
Manasquan Boro.		56,590.32
Marlboro Twp.		227,945.68

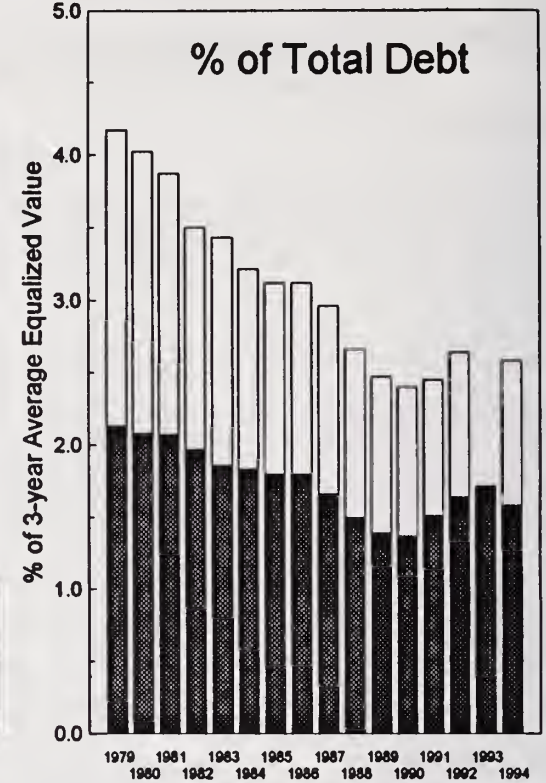
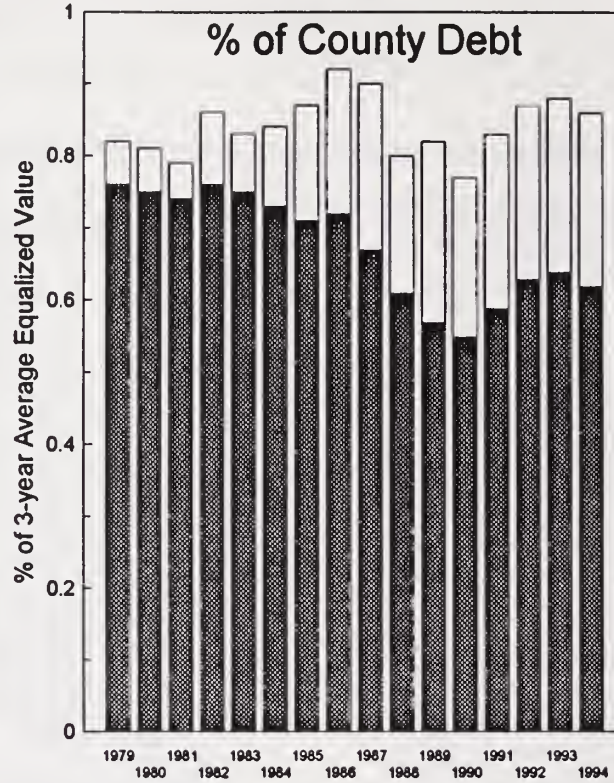
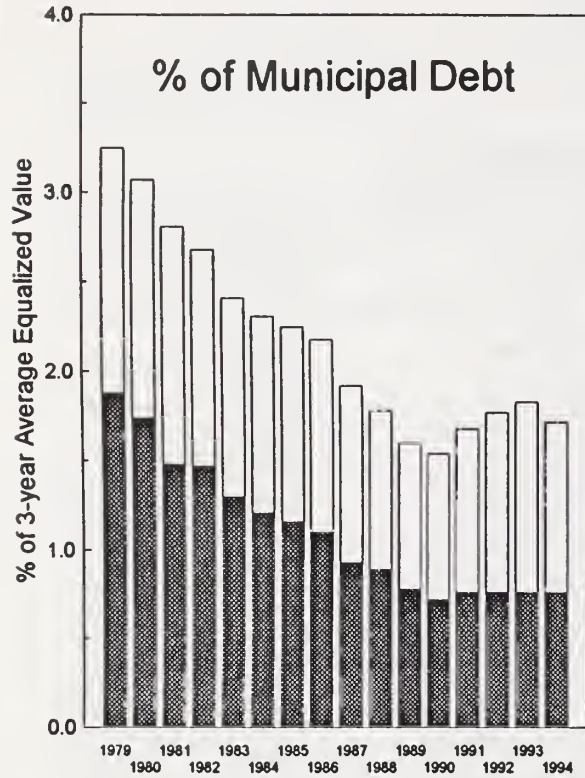
MONMOUTH COUNTY (con't)

Matawan Boro.		45,062.61
Middletown Twp.		481,998.50
Millstone Twp.		61,015.72
Monmouth Beach Boro.		38,275.52
Neptune Twp.		138,963.49
Neptune City Boro.		22,555.54
Ocean Twp.		176,229.75
Oceanport Boro.		45,774.13
Red Bank Boro.		74,221.93
Roosevelt Boro.		4,229.41
Rumson Boro.		106,180.96
Sea Bright Boro.		19,853.69
Sea Girt Boro.		50,561.75
Shrewsbury Boro.		41,129.04
Shrewsbury Twp.		2,925.20
South Belmar Boro.		10,590.07
Spring Lake Boro.		79,177.36
Spring Lake Heights Boro		40,764.23
Tinton Falls Boro.		89,228.25
Union Beach Boro.		28,431.43
Upper Freehold Twp.		29,284.78
Wall Twp.		189,784.45
West Long Branch Boro.		<u>54,974.01</u>
<u>MONMOUTH COUNTY TOTAL</u>	\$	<u>4,000,000.00</u>

SOMERSET COUNTY

Bedminster Twp.	\$	184,466.22
Bernards Twp.		375,998.93
Bernardsville Boro.		144,256.39
Bound Brook Boro.		68,572.96
Branchburg Twp.		180,441.84
Bridgewater Twp.		572,080.93
Far Hills Boro.		25,757.48
Franklin Twp.		521,128.14
Green Brook Twp.		70,507.11
Hillsborough Twp.		314,278.32
Manville Boro.		81,947.59
Millstone Boro.		4,440.16
Montgomery Twp.		181,753.05
North Plainfield Boro.		121,438.78
Peapack-Gladstone Boro.		70,001.37
Raritan Boro.		80,701.40
Rocky Hill Boro.		9,920.29
Somerville Boro.		98,837.99
South Bound Brook Boro.		25,516.39
Warren Twp.		247,735.56
Watchung Boro.		<u>120,219.10</u>
<u>SOMERSET COUNTY TOTAL</u>	\$	<u>3,500,000.00</u>

# DEBT TRENDS OF NEW JERSEY MUNICIPALITIES AND COUNTIES



## MUNICIPAL DEBT

	GROSS	NET
1979	3.25	1.37
1980	3.07	1.33
1981	2.81	1.33
1982	2.68	1.21
1983	2.41	1.11
1984	2.31	1.10
1985	2.25	1.09
1986	2.18	1.08
1987	1.92	0.99
1988	1.78	0.89
1989	1.60	0.82
1990	1.54	0.82
1991	1.68	0.92
1992	1.82	1.01
1993	1.98	1.07
1994	1.83	0.96

## COUNTY DEBT

	GROSS	NET
1979	0.82	0.76
1980	0.81	0.75
1981	0.79	0.74
1982	0.86	0.76
1983	0.83	0.75
1984	0.84	0.73
1985	0.87	0.71
1986	0.92	0.72
1987	0.90	0.67
1988	0.80	0.61
1989	0.82	0.57
1990	0.77	0.55
1991	0.83	0.59
1992	0.89	0.63
1993	1.12	0.64
1994	1.01	0.62

## TOTAL DEBT

	GROSS	NET
1979	4.07	2.13
1980	3.88	2.08
1981	3.60	2.07
1982	3.54	1.97
1983	3.24	1.86
1984	3.15	1.83
1985	3.12	1.80
1986	3.10	1.80
1987	2.82	1.66
1988	2.58	1.50
1989	2.42	1.39
1990	2.31	1.37
1991	2.51	1.51
1992	2.71	1.64
1993	3.10	1.71
1994	2.84	1.58

Legend: Net Debt =



Gross =



## STATUTORY FORMS OF GOVERNMENT OF LOCAL UNITS OF NEW JERSEY

On each municipal page, under the name of the local unit, there appears the statutory form of government. An explanation of the various forms presently in operation are as follows:

**Borough** - an elected council usually consisting of six members with both administrative and policy making powers and an elected mayor with limited authority for administration.

**Commission** - (commonly referred to as the Walsh Act) is comprised of an elected governing body of three or five members (determined by population class). This body has both legislative and administrative authority.

**Township Committee** - an elected governing body usually consisting of three or five members with legislative and administrative authority.

**Town Council** - structurally similar to the borough form with a separately elected mayor and council deviating in size according to the number of wards.

**Village** - an elected body of five trustees with both legislative and administrative authority. (There are only (3) villages in the State at present.)

**Mayor-Council** - includes referendum charter forms authorized between 1897 and 1908 and special charters approved by the Legislature. Its constituency varies in size.

**Council Manager Act of 1923** - an elected body of five, seven, or nine members which appoints its mayor and other officers. It appoints a municipal manager who is given authority to administer the local unit.

### OPTIONAL MUNICIPAL CHARTER LAW OF 1950

**Council-Manager** - an elected policy-making council of five, seven or nine members (at discretion of voters) which appoints its mayor, a municipal clerk and a municipal manager who has authority and responsibility for overall municipal administration. This form differs from the 1923 form in the greater degree of discretion in both council representation and administrative organization.

**Mayor-Council** - an elected policy-making body of five, seven or nine members (voter's option) and a separately elected mayor with authority and responsibility for overall administration including the appointment of a business administrator to direct the department of administration required under this plan.

**Small Municipality** - an elected policy-making body of three, five or seven members including a mayor elected by the voters or the council who has authority for overall administration of the unit. This form of government is limited to units with less than 12,000 persons.

### OPTIONAL COUNTY CHARTER LAW OF 1972

**County Executive Plan** - an elected board of chosen freeholders of five, seven or nine members and an elected county executive who is authorized to supervise, direct and control all county administrative departments.

**County Manager Plan** - an elected board of chosen freeholders of five, seven or nine members and an appointed county manager who is authorized to supervise, direct and control all county administrative departments.

**County Supervisor Plan** - an elected board of chosen freeholders of five, seven or nine members and an elected county supervisor. The legislative power is vested in the board of chosen freeholders; the executive power is exercised by the county supervisor.

**County Board President Plan** - an elected board of chosen freeholders of five, seven or nine members who elect a board president who presides at board meetings and oversees the work of the appointed administrator.

## GLOSSARY

- ANNUAL BUDGET:** The governing body of each local unit is required by law to adopt a budget for each calendar year. The law is N.J.S. 40A:4-1 et seq., known as the "local budget law." Every municipality and county in New Jersey operates on a full cash basis.
- ANNUAL DEBT STATEMENT:** Sworn statement filed by law by the chief financial officer of the local unit, attesting to the debt condition of the local unit. The law is N.J.S. 40A:2-1 et seq., known as the "local bond law."
- ASSESSED VALUATION:** The proportional value of property assessed for real property taxation as determined by the local assessor whose jurisdiction extends over a municipal area. (see Net Valuation Taxable.)
- ASSESSMENT OF TAXES:** The process of levying property taxes proportioned to property value. The expenditure report line with this title includes expenditures incurred for supervision and maintenance of appraisal and assessment records, tax map preparation and maintenance, revaluation programs, and other activities of the local assessor and the County Board of Taxation.
- AUTHORITIES:** Corporate public agencies created to perform specific functions within a local unit or region. Authorities have power to levy and collect service charges, incur debt, and operate autonomously.
- AUTHORITY DEBT:** Indebtedness of an authority outstanding on the date specified.
- BANK CORP. TAX:** Applies to all banks and banking associations, organized under the authority of New Jersey and whose principal place of business is New Jersey. This tax was a county and municipal tax prior to 1970. The rate was increased from 3/4% to 1 1/2% in 1970 on the value of common and preferred stock, and provision was made for the distribution of 1/2 the proceeds to state for general state purposes, the other half is equally divided by the county and municipality in which the bank(s) is located. Recently enacted legislation (c. 170 P.L. 1975) repeals the Bank Stock Tax Act and renders banks taxable under the Corporation Business Tax Act. Banks will be taxable upon their net income and net worth as in the case of corporations commencing in 1976. Distribution of this tax remains unchanged.
- BOND ORDINANCE:** An ordinance adopted by the governing body of the local unit providing for the authorization of bonded indebtedness and repayment obligations under N.J.S. 40A:2-1 et seq., known as the "local bond law."
- BOND RATINGS:** The credit rating assigned to a municipality or county by two agencies recognized as experts in the field of appraisal of local government finances. It will be noted that all local units are not rated. At present, both services--Moody's and Standard and Poor's--when a bond issue is sold and if the local unit does not contract with either of the two rating organizations for a credit rating, the rating previously given is withdrawn.
- CAPITAL DEBT:** The long-term or short-term indebtedness authorized by bond ordinance for expenditures of a capital nature.
- CAPITAL DEBT ISSUED AND OUTSTANDING:** Principal amount of all capital debt issued and unpaid on the date specified.
- CAPITAL IMPROVEMENTS:** The capital improvement expenditure data in this report includes: down payments on improvements (a 5% down payment is required in the "local bond law" when making an appropriation for improvement by ordinance), "Capital Improvement Fund" (which may be used to provide the necessary down payment or may be used to finance the improvement in whole or in part through an ordinance appropriation), and other capital improvement appropriations for capital projects or items of equipment such as fire engines, road scrapers, ambulances, etc.

<b><u>CAPITAL OUTLAY:</u></b>	Expenditures by ordinance or budget appropriation for the construction, purchase, or improvement of fixed assets such as buildings and equipment, parks and playgrounds, vehicular equipment, streets, roads, sidewalks, storm sewers, etc. (See list of Capital Outlay on individual pages of local units.)
<b><u>CASH BASIS BUDGET:</u></b>	A balanced budget, showing that there will be sufficient cash collected during the year to meet all debt service requirements, necessary operations of the local unit, and any mandatory payments required.
<b><u>CHIEF FINANCIAL OFFICER:</u></b>	Means the Director of Revenue and Finance, Comptroller, Treasurer, Collector or other financial officer of a municipality, or the treasurer of a county.
<b><u>CORRECTIONAL AND PENAL:</u></b>	Emergency shelters for minors accused of a crime: penitentiaries, jails, and detention houses.
<b><u>COUNTY:</u></b>	A local unit of government governed by a Board of Chosen Freeholders. The County is responsible for welfare, education, tax assessment, elections, etc. (There are 21 counties in New Jersey.)
<b><u>COUNTY EQUALIZATION RATIO:</u></b>	The equalization ratio used by the County Board of Taxation to calculate column II of the County Abstract of Ratables.
<b><u>COUNTY EXTENSION SERVICES:</u></b>	Farm and home demonstrations, 4-H Clubs, and related activities.
<b><u>COUNTY TAXES:</u></b>	The amount paid by the municipality to the county for the municipal share of the county tax levy as apportioned by the County Board of Taxation.
<b><u>CURRENT FINANCES:</u></b>	The current financial position of a local unit as reflected in its condensed current fund balance sheet for the fiscal year reported.
<b><u>DEBT LIMITATION:</u></b>	The statutory debt limit in New Jersey is 3 1/2% for municipalities and 2% for counties, computed on the "equalized valuation basis."
<b><u>DEBT SERVICE:</u></b>	The payment made by the local unit of the principal, interest and other charges on the obligations issued by it whether temporary or permanent.
<b><u>DEDUCTIONS (FROM GROSS DEBT TO CALCULATE NET DEBT):</u></b>	The "local bond law" defines the methods for calculating the deductible portion of gross capital debt. All school debt within the statutory limit is deductible. All self-liquidating or utility debt is deductible if the utility is self-sustaining. If the utility is not self-sustaining, the operating deficit is capitalized at 5% and becomes a charge against the debt limit of the municipality. The deductions from other debt come about through funds on hand, accounts receivable, and similar specific items allowable as deductions. Also bonds authorized by another Public Body to be guaranteed by the municipality are deductible.
<b><u>DEFERRED CHARGES:</u></b>	Unbudgeted expenditures, payment of prior year's bills, deferred charges to future taxation.
<b><u>DELINQUENT TAXES:</u></b>	All taxes unpaid at the close of the year.

<u>DISTRICT SCHOOL TAXES:</u>	Payments to the local school district, regional school district and consolidated school district for the support of the school budget.
<u>EFFECTIVE TAX RATE:</u>	The effective tax rate is the tax rate which would apply if the property taxed were assessed at true value. Because New Jersey defines true value as market value, and conducts a statistically designed sales ratio program in order to calculate state promulgated equalization ratios, the effective property tax rate for New Jersey municipalities is the general tax rate multiplied by the equalization ratio.
<u>ENVIRONMENTAL INSPECTION AND CONTROL:</u>	The expenditure line in this report includes these activities: code enforcement; building inspection; plumbing inspection; electrical inspection; elevator inspection; gas inspection; air conditioning inspection; heating plant inspections; housing and rooming house inspection; air pollution control; water pollution control; and sanitary inspections of nursing homes, hotels, motels, and trailer camps.
<u>EQUALIZATION RATIO:</u>	The ratio of assessed value to true (market) value of real property.
<u>EQUALIZED VALUATION:</u>	The true (market) value of real property, calculated by dividing the assessed value by the equalization ratio (see also State Equalized Value).
<u>EQUALIZED VALUATION BASIS:</u>	The average of the three (3) preceding years of the sum total of: (a) the aggregate equalized valuations of real property as certified in the Table of Equalized Valuations published by the Director of the Division of Taxation of the Department of the Treasury on October 1, of each year; and (b) the assessed valuation of Class II railroad property as set forth in the Table of Equalized Valuations referred to in (a) above.
<u>EXPENDITURES:</u>	Actual cash disbursements plus amounts reserved to meet bills incurred during the year but unpaid at the close of the calendar year.
<u>FISCAL YEAR:</u>	The period for which a Local Unit adopts a budget, pursuant to the Local Budget Law, N.J.S. 40A:4-1 et seq.
<u>GENERAL TAX RATE:</u>	The general tax rate is the rate applied to the net taxable assessed valuation of a municipality to yield the required tax levy. It is the rate shown on the County Abstract of Ratables and on the tax bill. Because of varying assessment practices, it is a rate which has no meaning in comparative tax rate studies.
<u>GROSS DEBT:</u>	Includes all bonds and notes authorized or guaranteed by a local unit or a school district, whether or not issued. Does not include tax anticipation notes, emergency notes, special emergency notes, or utility revenue notes.
<u>HEALTH SERVICES EXCEPT ENVIRONMENTAL:</u>	The municipal expenditure line in this report includes these activities: health boards and departments; physicians; visiting nurses; morgues; vital statistics; disease control; food; drug; food handling inspections; public baths; municipal child evaluation centers; municipal deprived children care; contributions to health organizations; narcotics centers; diagnostic centers; mental health and similar activities. The county expenditure line includes those of these activities not reported as a separate activity.

<b><u>HUMAN RESOURCES:</u></b>	The expenditure line in this report includes activities such as those for youth, aging, Senior Citizens, child care centers, anti-poverty programs, head-start programs, etc.
<b><u>LAND RECLAMATION AND CONSERVATION:</u></b>	The municipal expenditure line in this report includes these activities: water policy and conservation; flood prevention and damage; and conservation of natural resources.
<b><u>LINE ITEM:</u></b>	A budget line item is an appropriation or a specific anticipated revenue. A property line item is an entry on the tax rolls.
<b><u>LOCAL PURPOSE TAXES:</u></b>	The amount of taxes assessed to support the municipal budget (i.e. to operate and maintain the municipality and provide for municipal debt service.)
<b><u>LOCAL UNIT:</u></b>	A county or municipality.
<b><u>MOODY RATING:</u></b>	The Moody Rating is the credit rating given by the Moody's Investors Service.
<b><u>MUNICIPAL FUNCTIONS:</u></b>	Expenditures necessary to operate the municipality and provide the services required.
<b><u>MUNICIPAL PUBLIC UTILITY:</u></b>	An agency created to perform specific functions within a municipal, county, or regional area. Operations are separate and distinct from the local unit, but not autonomous with respect to it. There are fifteen types of municipal utilities in New Jersey: water, sewer, airport, beach, water and sewer, harbor, electric, parking, swimming pool, country club, golf course, park, recreation, sanitation and transfer station.
<b><u>MUNICIPALITY:</u></b>	A municipal corporation (there are no unincorporated territories in New Jersey). The name of a New Jersey municipality (i.e., city, town, township, borough or village) does not indicate size, population or form of government.
<b><u>NET DEBT:</u></b>	The amount of authorized debt remaining after statutory deductions are taken. The present law limits the amount of net debt for municipalities to 3 1/2% of equalized valuation basis for the sum of municipal and school debt. The present law limits the amount of net debt for counties to 2% of equalized valuation basis.
<b><u>NET VALUATION ON WHICH COUNTY TAXES ARE APPORTIONED:</u></b>	This figure is taken from column II of the County Abstract of Ratables. It includes the County equalization of net valuation taxable, plus several statutory adjustments, plus an equivalent valuation for the business personal property taxes collected and replaced by the State.
<b><u>NET VALUATION TAXABLE:</u></b>	The assessed valuation of real property excluding Class II railroad property, over which property taxes are levied. Telephone and telegraph equipment are assessed locally, and are included in this figure.
<b><u>OTHER JUDICIAL:</u></b>	Court attendants and services of court reporters.
<b><u>OTHER PUBLIC WORKS:</u></b>	The expenditure line in this report includes these activities: motor vehicle maintenance and fueling; public works equipment purchase and maintenance; general administration of public works; recreational flying fields; transportation capital expenditures; marine and harbor improvements; water system and improvements; feasibility studies; and purchase of municipal utilities.

**OTHER REVENUES, REVENUE SHARING TAX EFFORT:**

Includes realized alcohol beverage licenses, interest and costs on taxes and building permits, as well as any other miscellaneous licenses and permits reported in budget.

**PARCEL:**

A parcel is a piece of property entered on the tax map as one unit and carried on the tax rolls for assessment and tax collection purposes as one unit.

**PER CAPITA FIGURES:**

Computations are based upon the estimated population for the report year. Care should be taken in using these figures for comparative purposes, since all services included are not necessarily provided to the residential population for the report year. Future research is planned to find a better measurement for cost comparisons.

**PLANNING, HOUSING AND DEVELOPMENT:**

The expenditure line in this report includes these activities: zoning; urban renewal; housing; planning; economic development; industrial commissions; physical rehabilitation; model cities programs; boards of adjustment; tidal lands and meadowlands development; urban development; and community planning.

**POPULATION:**

The 1993 State of New Jersey, Department of Labor estimated population figures and the official 1990 (Revised) Census of Population conducted by the U.S. Department of Commerce, Bureau of the Census.

**PROPERTY ACQUIRED BY DEED OR FORECLOSURE:** (often referred to as foreclosed property.)

When property taxes are unpaid, the collector is required by law to sell the property for non-payment of taxes. If there is no outside purchaser, the property is acquired by the municipality and the tax title lien is vested in the municipality. After 6 months from the date of the tax title lien sale, the municipality is permitted by law to foreclose the property owner's right of redemption of the lien and, thus, acquire title to the property.

**RATABLE:**

A ratable is a taxable parcel of real property.

**RESERVE FOR UNCOLLECTED TAXES:**

An item in the municipal budget which is designed to insure the municipality sufficient cash with which to carry out its functions after providing in full to other government units--local schools, county and special districts. This reserve becomes a tax levy added to the tax levy required to meet the budget, and represents the amount of tax monies expected to remain uncollected at the end of the year, based on the collection level of the previous year.

**REVENUES:**

Monies which were received during the calendar year. Surplus revenue may be in part offset by deferred charges and State Aid may be represented by State funds set aside as a reserve but not yet paid over.

**SPECIAL DISTRICTS:**

Independent governmental corporations created within a local municipal unit to provide definite functions and having power to tax, impose service charges and incur debt. They are autonomous, and their officials are usually elected, not appointed.

**STANDARD AND POOR RATING:**

The Standard and Poor Rating is the credit rating given by the Standard and Poor Company.

**STATE AID:**

Revenues represent amounts received from the State under the several State Aid programs authorized by the State Legislature. These include State road aid, highway lighting, building allowances for Type I Schools and others.

**STATE AND LOCAL FISCAL ASSISTANCE ACT OF 1972 (REVENUE SHARING):**

In general, funds received by units of local government from the federal government, and may be used only for priority expenditures, maintenance and operating expenses for (1) public safety, environmental protection, public transportation, health, recreation, libraries, social services for the poor and aged, and financial administration; (2) ordinary and necessary capital expenditures authorized by law. These utilization's are included in the report.

**STATE EQUALIZATION RATIO:** The equalization ratio promulgated by the Director of the Division of Taxation on October 1st of each year.

**STATE EQUALIZED PROPERTY TAX RATES:**

Derived by multiplying the general tax rate by the ratio of assessed value to true value (see table).

**STATE EQUALIZED VALUE:**

The item reported in this report is calculated by dividing the net valuation taxable by the State Equalization Ratio to arrive at true value.

**STATE EQUALIZED VALUATION:**

Is promulgated by the Director of Taxation and represents a uniform computation of property value by formula designed to provide equitable distribution of State Aid programs.

**STATE FISCAL YEAR:**

The period beginning on July 1 and ending on June 30 in any municipality in which the Fiscal year has been changed to a state fiscal year.

**STATUTORY:**

This term is used to identify a situation established by law. For example: a statutory expenditure is one required by law.

**TAX RATE:**

Means the general tax rate applicable to all taxable property. It is derived by dividing the total tax levy by the net valuation taxable. All tax rates shown are based upon \$100 valuation.

**TAX TITLE LIENS:**

This asset is created as a result of sale by municipality for non-payment of real estate taxes, delinquent assessments, utility charges or special district taxes.

**TRANSITION YEAR:**

The period beginning on January 1 and ending on June 30 in the Calendar year during which the change in a municipality's Fiscal year to a State fiscal year takes effect.

**TYPE I SCHOOL DEBT SERVICE:**


The amount of principal and interest included in the budget of the municipal corporation for payment of debt for school structures in Type I (formerly called Chapter VI) School Districts.

**VETERAN AND SENIOR CITIZEN TAXES:**

Veterans and senior citizens receive a special property tax deduction on their tax bill in the amount of \$50 for veterans and \$160 for senior citizens. Taxes were formerly levied by the municipalities to cover the costs of these deductions, with State reimbursement for one-half of the allowed deductions. In 1976, the State assumed this obligation in its entirety; taxes are no longer levied by municipalities for these deductions.

**WEIGHTS AND MEASURES:**

County and local inspections of weighing and measuring equipment and related law enforcement.











Prepared by

New Jersey Department of Community Affairs

Division of Local Government Services

101 South Broad Street

PO Box 803

Trenton, New Jersey 08625-0803

609-292-6110

