

DELAWARE RIVER
JOINT TOLL BRIDGE COMMISSION
MINUTES
MEETING OF MAY 19, 2025

DELAWARE RIVER JOINT TOLL BRIDGE COMMISSION

MEMBERS OF THE COMMISSION

NEW JERSEY

HONORABLE ALADAR KOMJATHY

Chairman

HONORABLE MICHAEL B. LAVERY

HONORABLE WALTER ORCUTT

HONORABLE LORI CIESLA

HONORABLE YUKI MOORE LAURENTI

Treasurer

PENNSYLVANIA

HONORABLE PAMELA JANVEY

Vice Chair

HONORABLE DANIELLA YOUNG

HONORABLE ISMAIL A. SHAHID

HONORABLE DANIEL GRACE

HONORABLE JOHN D. CHRISTY

Secretary

DELAWARE RIVER JOINT TOLL BRIDGE COMMISSION

STANDING COMMITTEES

FINANCE, INSURANCE MANAGEMENT AND OPERATIONS

PENNSYLVANIA: Janvey, Shahid

NEW JERSEY: Ciesla, Komjathy*

PROJECTS, PROPERTY AND EQUIPMENT

PENNSYLVANIA: Christy*, Young

NEW JERSEY: Lavery, Orcutt

PROFESSIONAL SERVICES

PENNSYLVANIA: Christy, Janvey

NEW JERSEY: Komjathy*, Orcutt

PERSONNEL

PENNSYLVANIA: Young, Grace*

NEW JERSEY: Laurenti, Komjathy

AUDIT COMMITTEE

PENNSYLVANIA: Janvey, Shahid*

NEW JERSEY: Laurenti, Lavery

ADMINISTRATIVE COMMITTEE

PENNSYLVANIA: Grace, Shahid

NEW JERSEY: Ciesla, Laurenti*

Chairman and Vice Chair are Ex-Officio of All Committees

*Chairperson of Committee

DELAWARE RIVER JOINT TOLL BRIDGE COMMISSION
RECAPITULATION OF COMMITTEE MEMBERSHIP

| | | |
|-----------------|-----|--|
| Lavery | (1) | Projects, Property and Equipment |
| | (2) | Audit Committee |
| Laurenti | (1) | Personnel |
| | (2) | Audit Committee |
| | (3) | Administrative Committee (Chairperson) |
| Orcutt | (1) | Projects, Property and Equipment |
| | (2) | Professional Services |
| Ciesla | (1) | Finance, Insurance Management Operations |
| | (2) | Administrative Committee |
| Komjathy | (1) | Ex-Officio of all Committees |
| | (2) | Finance, Insurance Management Operations (Chairperson) |
| | (3) | Professional Services (Chairperson) |
| | (4) | Personnel |
| Janvey | (1) | Ex-Officio of all Committees |
| | (2) | Finance, Insurance Management and Operations |
| | (3) | Audit Committee |
| | (4) | Professional Services |
| Grace | (1) | Administrative Committee |
| | (2) | Personnel Committee (Chairperson) |
| Christy | (1) | Projects, Property and Equipment (Chairperson) |
| | (2) | Professional Services |
| Young | (1) | Projects, Property and Equipment |
| | (2) | Personnel |
| Shahid | (1) | Finance, Insurance Management Operations |
| | (2) | Audit Committee (Chairperson) |
| | (3) | Administrative Committee |

DELAWARE RIVER JOINT TOLL BRIDGE COMMISSION

PROFESSIONAL ASSOCIATES

CONSULTING ENGINEERS

PICKERING, CORTS & SUMMERSON, INC.
Newtown, Pennsylvania

GENERAL COUNSEL

ARCHER
Philadelphia, Pennsylvania

FLORIO, PERRUCCI, STEINHARDT & CAPPELLI
Phillipsburg, New Jersey

LABOR COUNSEL

STRADLEY, RONON
Philadelphia, Pennsylvania

CHISEA, SHAHINIAN & GIANTOMASI
West Orange, New Jersey

AUDITOR

MERCADIEN, P.C.
Hamilton, New Jersey

FINANCIAL ADVISOR

ACACIA FINANCIAL GROUP
Mt. Laurel, New Jersey

COMMUNICATIONS CONSULTANT

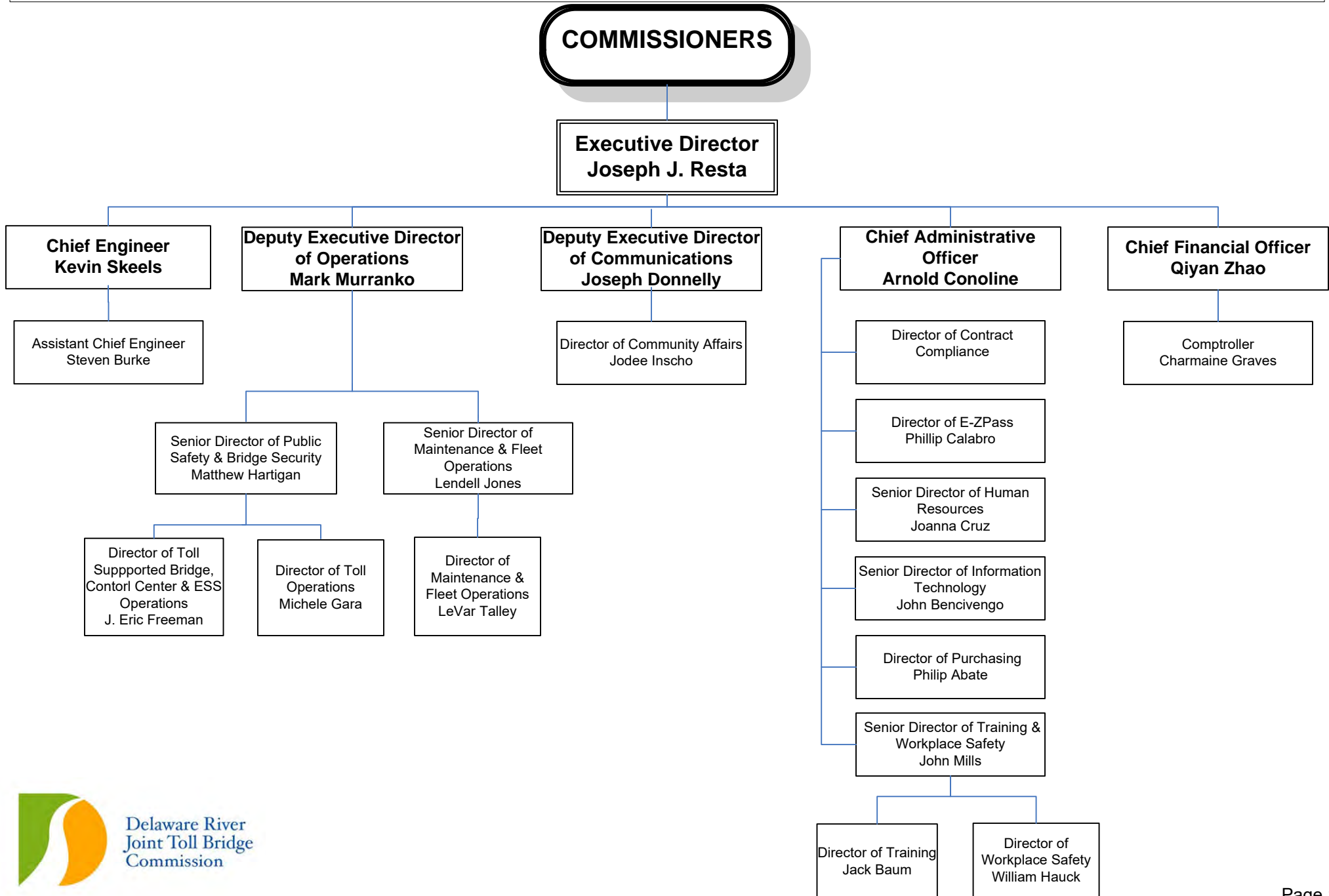
BELLEVUE COMMUNICATIONS
Philadelphia, Pennsylvania

INVESTMENT ADVISOR

STONERIDGE PMG ADVISORS, LLC
Radnor, Pennsylvania

DELAWARE RIVER JOINT TOLL BRIDGE COMMISSION

ORGANIZATION CHART



DELAWARE RIVER JOINT TOLL BRIDGE COMMISSION

Meeting of May 19, 2025

INDEX TO MINUTES

| | PAGE |
|--|-------------|
| 1. Call to Order..... | 1 |
| 2. Appearances..... | 1 - 2 |
| 3. Roll Call..... | 2 |
| 4. Welcome Remarks of the Executive Director | 2 |
| 5. Introduction of Comments from the Public..... | 2 |
| 6. Executive Director’s Report..... | 2 |
| 7. Approval of Minutes for Commission Meeting held April 28, 2025..... | 2 - 3 |
| 8. Approval of Operations Report-Month of April 2025..... | 3 |
| 9. Investment Management Agreement For the OPEB Trust Fund- Extension of Term | 3 - 4 |
| 10. Promotion of Steve Lowden to Toll Bridge Corporal, Southern Region..... | 4 - 5 |
| 11. Promotion of Kyle Kilmer to Toll Bridge Corporal, Southern Region | 5 |
| 12. Promotion of Sandra Ledner to Toll Bridge Sergeant, Northern Region..... | 5 - 6 |
| 13. Promotion of Stephen Bosga to Regional Maintenance Supervisor, Central Region..... | 6 |
| 14. Approval for Retirement Benefits, Lendell Jones, Senior Director of Maintenance and Fleet..... | 6 - 7 |
| 15. Approve Payment of Invoices, Florio, Perrucci, Steinhardt and Cappelli, NJ General Counsel | 7 |

DELAWARE RIVER JOINT TOLL BRIDGE COMMISSION

Meeting of May 19, 2025

| | | | |
|--|----|---|----|
| 16. Approve Payment of Invoices, Archer Law, PA General Counsel..... | 7 | - | 8 |
| 17. Approve Payment of Invoices, Stradley Ronon, PA Labor Counsel..... | | | 8 |
| 18. Election of Officers..... | 8 | - | 9 |
| 19. Nomination for Aladar Komjathy as Chairman..... | 9 | - | 10 |
| 20. Nomination for Pamela Janvey as Vice Chair..... | 10 | - | 11 |
| 21. Nomination for Daniel Grace as Secretary..... | 12 | - | 13 |
| 22. Nomination for Yuki Laurenti for Treasurer..... | 13 | - | 14 |
| 23. Closure of the Officer Nominations..... | 14 | - | 16 |
| 24. Casting of the Officer Ballot..... | 16 | - | 18 |
| 25. Invite Any Comments from the Public..... | | | 18 |
| 26. Scheduling of the June 30, 2025 Meeting..... | 18 | - | 19 |
| 27. Adjournment..... | | | 19 |

DELAWARE RIVER JOINT TOLL BRIDGE COMMISSION
Meeting of May 19, 2025

CALL TO ORDER

The Regular Monthly Meeting of the Delaware River Joint Toll Bridge Commission was called to order at the Scudder Falls Administration Building via Microsoft Teams and in person on Monday, May 19, 2025, at 10:38 a.m. pursuant to notice properly forwarded to each member in compliance with the by-laws. Joseph J. Resta, Executive Director presided at this meeting.

APPEARANCES:

COMMISSION MEMBERS:

Hon. Aladar Komjathy (New Jersey)
Hon. Pamela Janvey (Pennsylvania)
Hon. Yuki Moore Laurenti (New Jersey)
Hon. Daniel Grace (Pennsylvania)
Hon. Michael Lavery (New Jersey)
Hon. Lori Ciesla (New Jersey)
Hon. Daniella Young (Pennsylvania)
Hon. Walter Orcutt (New Jersey)

COMMISSION MEMBERS ABSENT:

Hon. John Christy (Pennsylvania)
Hon. Ismail Shahid (Pennsylvania)

COMMISSION COUNSEL:

Jonathan Bloom, Stradley Ronon, Pennsylvania
Shelley Smith, Archer Law, Pennsylvania
Katy Fina, Florio, Perrucci Steinhardt & Cappelli, New Jersey
Brian O’Neill, Chiesa, Shahinian & Giantomasi, New Jersey

GOVERNORS’ REPRESENTATIVES:

Michael Elenski, NJ Governor’s Office
Anthony Luker, PA Governor’s Office

COMMISSION STAFF MEMBERS:

Kevin Skeels, Chief Engineer
Qiyang (Tracy) Zhao, Chief Financial Officer
Joseph Donnelly, Deputy Executive Director of Communications
Charmaine Graves, Comptroller
Mark Murranko, Deputy Executive Director of Operations
Jodee Inscho, Director of Community Affairs

DELAWARE RIVER JOINT TOLL BRIDGE COMMISSION
Meeting of May 19, 2025

Donna Tronolone, Administrative Generalist, Executive Office
Heather McConnell, Executive Administrative Generalist/Commissioner Liaison

PROFESSIONAL ASSOCIATES:

Pete Peterson, Bellevue Associates
Alex Styer, Bellevue Associates

OTHERS:

Mark Gooding, Estrada Hinojosa, Green Brook

ROLL CALL

Joseph Resta, Executive Director, in his capacity as Secretary for this Meeting called the roll, and at the conclusion thereof, reported that there was a quorum present-there being three members present from the Commonwealth of Pennsylvania and five members present from the State of New Jersey.

WELCOMING REMARKS OF THE EXECUTIVE DIRECTOR

Executive Director Resta welcomed those persons whose identities are set forth hereinabove under "Appearances".

INTRODUCE ANY COMMENTS FROM THE PUBLIC

Executive Director Resta addressed the meeting and said:

This is the portion of the meeting where we invite comments on our agenda from the public. Procedures for public comment are as follows: Speakers are allowed one three-minute time frame to provide comment. There will be no repeat speakers and no yielding time to another speaker. As a reminder, this is only for agenda items at this time. There is a portion of the meeting after we conduct business for new business comments, so there is another opportunity in this morning's meeting.

EXECUTIVE DIRECTOR'S REPORT

I'm going to skip over comments from myself this morning as we do have some business today. We will begin the resolutions.

APPROVAL OF MINUTES FOR REGULAR COMMISSION MEETING APRIL 28, 2025

R: 5176-05-25-ADM-01-05-25

Executive Director Resta addressed the meeting and requested the adoption of a Resolution approving the Minutes of the Commission Meeting held April 28, 2025.

DELAWARE RIVER JOINT TOLL BRIDGE COMMISSION
Meeting of May 19, 2025

At the conclusion of the review, Vice Chair Janvey moved and Chairman Komjathy seconded the adoption of the following Resolution:

"RESOLVED: by the Delaware River Joint Toll Bridge Commission at its Regular Meeting assembled this 19th Day of May 2025 that the Minutes of the Commission Meeting held on April 28, 2025, be adopted and the same hereby are approved."

Executive Director Resta reported that there were five affirmative votes from New Jersey, and three affirmative votes from Pennsylvania.

Executive Director Resta then invited any further questions on the Resolution. No further questions were presented, and the Resolution was unanimously adopted.

APPROVAL OF OPERATIONS REPORT-MONTH OF APRIL 2025

R: 5177-05-25-ADM-02-05-25

Executive Director Resta addressed the meeting and asked if there were any questions on any of the reports contained in the "Operations Report".

At the conclusion of the review, Chairman Komjathy moved and Vice Chair Janvey seconded the adoption of the following Resolution:

"RESOLVED: by the Delaware River Joint Toll Bridge Commission at its Regular Meeting assembled this 19th Day of May 2025 that the Operations Report, which reflects Commission activity for the month of April 2025 is hereby approved."

Executive Director Resta reported that there were five affirmative votes from New Jersey, and three affirmative votes from Pennsylvania.

Executive Director Resta then invited any further questions on the Resolution. No further questions were presented, and the Resolution was unanimously adopted.

**INVESTMENT MANAGEMENT AGREEMENT FOR THE OPEB TRUST FUND-
EXTENSION OF TERM**

R: 5178-05-25-ADM-03-05-25

Executive Director Resta addressed the Meeting and asked the Commission Members, if, after their review, there were any questions.

At the conclusion of the review, Commissioner Laurenti happily moved and Commissioner Grace seconded the adoption of the following Resolution:

"RESOLVED: by the Delaware River Joint Toll Bridge Commission at its Regular Meeting assembled this 19th Day of May 2025, hereby approves the modification to the Investment Management Agreement between the Commission and Marquette Associates, Inc. to provide the

DELAWARE RIVER JOINT TOLL BRIDGE COMMISSION
Meeting of May 19, 2025

extension of the contract for six months through December 31st, 2025, and then transition of the contract to a month-to-month basis starting January 1st, 2026, with all other existing terms of the Agreement to remain unchanged.

“RESOLVED: The Commission hereby authorizes the Executive Director to execute an instrument in writing effectuating the approved modification and take all other actions as necessary on behalf of the Commission and the Administrative Committee to effectuate the intent of this resolution.”

Vice Chair Janvey addressed the meeting and said:

According to the bylaws of the Commission, three members of each state shall constitute a quorum for transaction of business at any meeting, and the favorable vote of three members from each state is required for an action of the Commission to be binding. Although as a retired employee of the Commission, I have consistently recused myself from any action taken by the Commission that impacts the benefits to retired Commission employees, I have been advised by counsel that the action that is required from Pennsylvania Commissioners for today's meeting triggers the common law doctrine of necessity which requires that I cast a vote on this resolution. I vote yes.

Executive Director Resta addressed the meeting and said:

Commissioner Janvey, do you vote, yes? Thank you.

Executive Director Resta reported that there were five affirmative votes from New Jersey, and three affirmative votes from Pennsylvania.

Executive Director Resta then invited any further questions on the Resolution. No further questions were presented, and the Resolution was unanimously adopted.

Executive Director Resta addressed the meeting and said:

I will now move onto our personnel actions for today's consideration.

PROMOTION OF STEVE LOWDEN TO TOLL BRIDGE CORPORAL, SOUTHERN REGION

R:5179-05-25-PER-01-05-25

Executive Director Resta addressed the Meeting and asked the Commission Members, if, after their review, there were any questions.

At the conclusion of the review, Vice Chair Janvey moved and Commissioner Laurenti seconded the adoption of the following Resolution:

“RESOLVED: by the Delaware River Joint Toll Bridge Commission at its Regular Meeting assembled this 19th Day of May 2025, that Steve Lowden be promoted to the position of Toll

DELAWARE RIVER JOINT TOLL BRIDGE COMMISSION
Meeting of May 19, 2025

Bridge Corporal, Southern Region, in the Public Safety and Bridge Security Division. Compensation shall be set at \$70,403, which is the starting salary for the Toll Bridge Corporal position in accordance with the Salary Table effective January 1, 2025. The appointment to be made pending satisfactory completion of the required personnel processing.”

Executive Director Resta reported that there were five affirmative votes from New Jersey, and three affirmative votes from Pennsylvania.

Executive Director Resta then invited any further questions on the Resolution. No further questions were presented, and the Resolution was unanimously adopted.

PROMOTION OF KYLE KILMER TO TOLL BRIDGE CORPORAL, SOUTHERN REGION

R:5180-05-25-PER-02-05-25

Executive Director Resta addressed the Meeting and asked the Commission Members, if, after their review, there were any questions.

At the conclusion of the review, Chairman Komjathy moved and Commissioner Grace seconded the adoption of the following Resolution:

“**RESOLVED:** by the Delaware River Joint Toll Bridge Commission at its Regular Meeting assembled this 19th Day of May 2025, that Kyle Kilmer be promoted to the position of Toll Bridge Corporal, Southern Region, in the Public Safety and Bridge Security Division. Compensation shall be set at \$70,403, which is the starting salary for the Toll Bridge Corporal position in accordance with the Salary Table effective January 1, 2025. The appointment to be made pending satisfactory completion of the required personnel processing.”

Executive Director Resta reported that there were five affirmative votes from New Jersey, and three affirmative votes from Pennsylvania.

Executive Director Resta then invited any further questions on the Resolution. No further questions were presented, and the Resolution was unanimously adopted.

PROMOTION OF SANDRA LEDNER TO TOLL BRIDGE SERGEANT, NORTHERN REGION

R: 5181-05-25-PER-03-05-25

Executive Director Resta addressed the Meeting and asked the Commission Members, if, after their review, there were any questions.

At the conclusion of the review, Commissioner Orcutt moved and Commissioner Grace seconded the adoption of the following Resolution:

DELAWARE RIVER JOINT TOLL BRIDGE COMMISSION
Meeting of May 19, 2025

“**RESOLVED:** by the Delaware River Joint Toll Bridge Commission at its Regular Meeting assembled this 19th Day of May 2025, that Sandra Ledner be promoted to the position of Toll Bridge Sergeant, Northern Region, in the Public Safety and Bridge Security Division. Compensation shall be set at \$96,322, which is the starting salary for the Toll Bridge Sergeant position in accordance with the Salary Table effective January 1, 2025. The appointment to be made pending satisfactory completion of the required personnel processing.”

Executive Director Resta reported that there were five affirmative votes from New Jersey, and three affirmative votes from Pennsylvania.

Executive Director Resta then invited any further questions on the Resolution. No further questions were presented, and the Resolution was unanimously adopted.

PROMOTION OF STEPHEN BOSGA TO REGIONAL MAINTENANCE SUPERVISOR, CENTRAL REGION

R: 5182-05-25-PER-04-05-25

Executive Director Resta addressed the Meeting and asked the Commission Members, if, after their review, there were any questions.

At the conclusion of the review, Commissioner Ciesla moved and Commissioner Young seconded the adoption of the following Resolution:

“**RESOLVED:** by the Delaware River Joint Toll Bridge Commission at its Regular Meeting assembled this 19th Day of May 2025, that Stephen Bosga be appointed to the position of Regional Maintenance Supervisor, Central Region, in the Maintenance & Fleet Operations Division. Compensation shall be set at \$96,321, which is the starting salary for the Regional Maintenance Supervisor position in accordance with the Salary Table effective January 1, 2025. The Promotion to be made pending satisfactory completion of the required personnel processing.”

Executive Director Resta reported that there were five affirmative votes from New Jersey, and three affirmative votes from Pennsylvania.

Executive Director Resta then invited any further questions on the Resolution. No further questions were presented, and the Resolution was unanimously adopted.

APPROVAL OF RETIREMENT BENEFITS, LENDELL JONES, SENIOR DIRECTOR OF MAINTENANCE AND FLEET

R: 5183-05-25-PER-05-05-25

Executive Director Resta addressed the Meeting and asked the Commission Members, if, after their review, there were any questions.

At the conclusion of the review, Commissioner Ciesla moved and Vice Chair Janvey seconded the adoption of the following Resolution:

DELAWARE RIVER JOINT TOLL BRIDGE COMMISSION
Meeting of May 19, 2025

“**RESOLVED:** by the Delaware River Joint Toll Bridge Commission at its Regular Meeting assembled this 19th Day of May 2025, that subject to applicable practices and procedures, the Commission approves the provision of retirement benefits to Lendell Jones who is to retire on July 7, 2025.”

Executive Director Resta reported that there were five affirmative votes from New Jersey, and three affirmative votes from Pennsylvania.

Executive Director Resta then invited any further questions on the Resolution. No further questions were presented, and the Resolution was unanimously adopted.

Executive Director Resta addressed the meeting and said:

In keeping with past practice, we do pay for legal invoices as they are received and reviewed. They are essentially ratified at the monthly Commission meeting. With that, we are going to recite three resolutions for today's consideration and do one voice vote.

APPROVAL FOR PAYMENT OF INVOICES, FLORIO, PERRUCCI, STEINHARDT AND CAPPELLI, NJ GENERAL COUNSEL

R: 5184-05-25-ACCT-01-05-25

Executive Director Resta addressed the Meeting and asked the Commission Members, if, after their review, there were any questions.

At the conclusion of the review, Chairman Komjathy moved and Vice Chair Janvey seconded the adoption of the following Resolution:

“**RESOLVED:** By the Delaware River Joint Toll Bridge Commission at its Regular Meeting assembled this 19th Day of May 2025, authorizes payment of invoice #645977 in the total amount due of \$ 100.00 for professional services rendered by Chiesa, Shahinian & Giantomasi, New Jersey Labor Counsel.

“**RESOLVED:** Identifying the Operating Fund as the source of funds required for any and all disbursements.”

Executive Director Resta reported that there were five affirmative votes from New Jersey, and three affirmative votes from Pennsylvania.

Executive Director Resta then invited any further questions on the Resolution. No further questions were presented, and the Resolution was unanimously adopted.

APPROVE PAYMENT OF INVOICES, ARCHER LAW, PA GENERAL COUNSEL

R: 5185-05-25-ACCT-02-05-25

Executive Director Resta addressed the Meeting and asked the Commission Members, if, after their review, there were any questions.

DELAWARE RIVER JOINT TOLL BRIDGE COMMISSION
Meeting of May 19, 2025

At the conclusion of the review, Chairman Komjathy moved and Vice Chair Janvey seconded the adoption of the following Resolution:

“RESOLVED: By the Delaware River Joint Toll Bridge Commission at its Regular Meeting assembled this 19th Day of May 2025, authorizes payment of invoices #4353684, #4353705, #4353685, #4353686 and #4353687 in the total amount of \$ 2,975.00 for Professional Services Rendered; and

“RESOLVED: Identifying the Operating Fund as the source of funds required for any and all disbursements.”

Executive Director Resta reported that there were five affirmative votes from New Jersey, and three affirmative votes from Pennsylvania.

Executive Director Resta then invited any further questions on the Resolution. No further questions were presented, and the Resolution was unanimously adopted.

APPROVE PAYMENT OF INVOICES, STRADLEY RONON, PA LABOR COUNSEL

R: 5186-05-25-ACCT-03-05-25

Executive Director Resta addressed the Meeting and asked the Commission Members, if, after their review, there were any questions.

At the conclusion of the review, Chairman Komjathy moved and Vice Chair Janvey seconded the adoption of the following Resolution:

“RESOLVED: By the Delaware River Joint Toll Bridge Commission at its Regular Meeting assembled this 19th Day of May 2025, authorizes payment of invoice #25042982 in the total amount of \$10,600.00; and

“RESOLVED: Identifying the Operating Fund as the source of funds required for any and all disbursements.”

Executive Director Resta reported that there were five affirmative votes from New Jersey, and three affirmative votes from Pennsylvania.

Executive Director Resta then invited any further questions on the Resolution. No further questions were presented, and the Resolution was unanimously adopted.

ELECTION OF OFFICERS

Executive Director Resta addressed the meeting and said:

Next item on the agenda, as it is our annual meeting, is the election of officers. We have now progressed our meeting to the point where we undertake the annual election of officers. The Executive Director now requests the chairperson of the nominating committee to introduce the

DELAWARE RIVER JOINT TOLL BRIDGE COMMISSION
Meeting of May 19, 2025

nominations to fill the office of chair, vice chair, secretary, and treasurer to serve for the ensuing year. Mr. Chairman?

NOMINATION FOR ALADAR KOMJATHY AS CHAIRMAN

R:5187-05-25

Commissioner Orcutt addressed the meeting and said:

Mr. Chairman, the nominating committee has convened and we have fully discussed all the ramifications involved in our efforts to achieve consensus of those Commission members who are to be nominated and elected to the office of chair, vice chair, secretary and treasurer for the ensuing year. Having said that, Mr. Chairman, the nominating committee has recommended that we nominate the Honorable Aladar Komjathy as a member of the Commission from the State of New Jersey to serve as the Commission's chair for the ensuing year. Mr. Lavery, would you move that motion?

Commissioner Lavery addressed the meeting and said:

So moved.

Commissioner Orcutt addressed the meeting and said:

Commissioner Laurenti, would you second that, please?

Commissioner Laurenti addressed the meeting and said:

Second.

Commissioner Orcutt addressed the meeting and said:

All in favor say aye.

Chairman Komjathy addressed the meeting and said:

Aye.

Vice Chair Janvey addressed the meeting and said:

Aye.

Commissioner Lavery addressed the meeting and said:

Aye.

DELAWARE RIVER JOINT TOLL BRIDGE COMMISSION
Meeting of May 19, 2025

Commissioner Laurenti addressed the meeting and said:

Aye.

Commissioner Young addressed the meeting and said:

Aye.

Commissioner Ciesla addressed the meeting and said:

Aye.

Commissioner Orcutt addressed the meeting and said:

Aye.

Commissioner Grace addressed the meeting and said:

Aye.

Commissioner Orcutt addressed the meeting and said:

Opposed? Motion carries unanimously. Thank you, Mr. Chairman.

NOMINATION FOR PAMELA JANVEY AS VICE CHAIR

R: 5188-05-25

Commissioner Orcutt addressed the meeting and said:

Mr. Chairman, the nominating committee has recommended that we nominate the Honorable Pam Janvey, a member of the Commission from the Commonwealth of Pennsylvania, to serve as the Commission's vice chair for the ensuing year. Commissioner Grace, would you move that motion?

Commissioner Grace addressed the meeting and said:

So moved.

Commissioner Orcutt addressed the meeting and said:

Commissioner Young would you second that motion?

Commissioner Young, addressed the meeting and said:

Second.

DELAWARE RIVER JOINT TOLL BRIDGE COMMISSION
Meeting of May 19, 2025

Commissioner Orcutt addressed the meeting and said:

Having a motion and a second, all in favor say aye.

Chairman Komjathy addressed the meeting and said:

Aye.

Vice Chair Janvey addressed the meeting and said:

Aye.

Commissioner Lavery addressed the meeting and said:

Aye.

Commissioner Laurenti addressed the meeting and said:

Aye.

Commissioner Young addressed the meeting and said:

Aye.

Commissioner Ciesla addressed the meeting and said:

Aye.

Commissioner Orcutt addressed the meeting and said:

Aye.

Commissioner Grace addressed the meeting and said:

Aye.

Commissioner Orcutt addressed the meeting and said:

Opposed? The motion is carried unanimously.

DELAWARE RIVER JOINT TOLL BRIDGE COMMISSION
Meeting of May 19, 2025

NOMINATION FOR DANIEL GRACE AS SECRETARY

R: 5189-05-25

Commissioner Orcutt addressed the meeting and said:

Mr. Chairman, the nominating committee has recommended that we nominate the Honorable Daniel Grace, a member of the Commission from the Commonwealth of Pennsylvania to serve as the Commission's secretary for the ensuing year. Commissioner Janvey, would you move the nomination?

Vice Chair Janvey addressed the meeting and said:

Absolutely.

Commissioner Orcutt addressed the meeting and said:

Commissioner Young, would you second the nomination?

Commissioner Young, addressed the meeting and said:

Second.

Commissioner Orcutt addressed the meeting and said:

Having a motion and a second, all in favor say aye.

Chairman Komjathy addressed the meeting and said:

Aye.

Vice Chair Janvey addressed the meeting and said:

Aye.

Commissioner Lavery addressed the meeting and said:

Aye.

Commissioner Laurenti addressed the meeting and said:

Aye.

DELAWARE RIVER JOINT TOLL BRIDGE COMMISSION
Meeting of May 19, 2025

Commissioner Young addressed the meeting and said:

Aye.

Commissioner Ciesla addressed the meeting and said:

Aye.

Commissioner Orcutt addressed the meeting and said:

Aye.

Commissioner Grace addressed the meeting and said:

Aye.

Commissioner Orcutt addressed the meeting and said:

Opposed? Hearing no dissension, I declare it unanimously passed.

NOMINATION FOR YUKI LAURENTI AS TREASURER

R: 5190-05-25

Mr. Chairman, the nominating committee has recommended that we nominate the Honorable Yuki Laurenti, a member of the Commission from the State of New Jersey, to serve as the Commission's treasurer for the ensuing year. Commissioner Ciesla, would you move that motion?

Commissioner Ciesla addressed the meeting and said:

So moved.

Commissioner Orcutt addressed the meeting and said:

Commissioner Lavery, would you second that?

Commissioner Lavery addressed the meeting and said:

Absolutely. Second.

Commissioner Orcutt addressed the meeting and said:

We have a motion and a second. All in favor signify by saying aye.

DELAWARE RIVER JOINT TOLL BRIDGE COMMISSION
Meeting of May 19, 2025

Chairman Komjathy addressed the meeting and said:

Aye.

Vice Chair Janvey addressed the meeting and said:

Aye.

Commissioner Lavery addressed the meeting and said:

Aye.

Commissioner Laurenti addressed the meeting and said:

Aye.

Commissioner Young addressed the meeting and said:

Aye.

Commissioner Ciesla addressed the meeting and said:

Aye.

Commissioner Orcutt addressed the meeting and said:

Aye.

Commissioner Grace addressed the meeting and said:

Aye.

Commissioner Orcutt addressed the meeting and said:

Opposed? I hear no opposition. And that has been rendered unanimously.

CLOSURE OF THE OFFICER NOMINATIONS

R: 5191-05-25

Executive Director Resta addressed the meeting and said:

Thank you, Commissioner Orcutt. We are going to move on the meeting with the closure of the officer nominations. The nominations for the offices of chair, vice chair, secretary and treasurer have been made. I request a motion to close the nominations for said offices.

DELAWARE RIVER JOINT TOLL BRIDGE COMMISSION
Meeting of May 19, 2025

Commissioner Lavery addressed the meeting and said:

So moved.

Commissioner Grace addressed the meeting and said:

Second.

Executive Director Resta addressed the meeting and said:

Thank you. That was Commissioner Lavery who so moved and Commissioner Grace seconded that. So, we will do a voice vote. All those in favor please indicate by saying yes.

Chairman Komjathy addressed the meeting and said:

Yes.

Vice Chair Janvey addressed the meeting and said:

Yes.

Commissioner Lavery addressed the meeting and said:

Yes.

Commissioner Laurenti addressed the meeting and said:

Yes.

Commissioner Young addressed the meeting and said:

Yes.

Commissioner Ciesla addressed the meeting and said:

Yes.

Commissioner Orcutt addressed the meeting and said:

Yes.

Commissioner Grace addressed the meeting and said:

Yes.

DELAWARE RIVER JOINT TOLL BRIDGE COMMISSION
Meeting of May 19, 2025

Executive Director Resta addressed the meeting and said:

Mr. Chairman, the resolution passes.

Chairman Komjathy addressed the meeting and said:

Thank you, Mr. Resta.

CASTING OF THE OFFICER BALLOT

R: 5192-05-25

Executive Director Resta addressed the meeting and said:

The nominations for the office's of chair, vice chair, secretary and treasurer have been made and since no additional nominations have been made for anyone other than Aladar Komjathy for chair, Pam Janvey for vice chair, Daniel Grace for secretary and Yuki Laurenti for treasurer, and further since motions have been cast authorizing closure of the nominations, since the nominations were unopposed, I respectfully request the adoption of a resolution passing the ballot for the office of chair, vice chair, secretary and treasurer. Commissioner Orcutt, will you move that motion?

Commissioner Orcutt addressed the meeting and said:

As the junior Commissioner, I would be glad to move that motion.

Executive Director Resta addressed the meeting and said:

Commissioner Young, would you second that?

Commissioner Young addressed the meeting and said:

I second that motion.

Commissioner Orcutt moved and Commissioner Young seconded the adoption of the following Resolution:

"WHEREAS, the By-Laws of the Delaware River Joint Toll Bridge Commission, adopted at its Regular Meeting in 1956 and amended in 1962, 1965, 1969 and 1970, among other things, require the holding of an "Annual Meeting" in May of each year, at which time, the election of the Commission Members to the Offices of Chairman, Vice Chair, Secretary, and Treasurer may take place; and

"WHEREAS, the Delaware River Joint Toll Bridge Commission has convened on this 19th day of May 2025, in compliance with the By-Laws; and

DELAWARE RIVER JOINT TOLL BRIDGE COMMISSION
Meeting of May 19, 2025

"**WHEREAS**, the Commission’s By-Laws also provide that the ‘Nominating Committee’ of the Commission shall consist of all the Commissioners, except the Commissioners holding the Offices of the Chairman, and Vice Chairman; and

"**WHEREAS**, ALADAR KOMJATHY, a member of the State of New Jersey, has been nominated for Chairman, PAMELA JANVEY, a member from the Commonwealth of Pennsylvania, has been nominated for Vice Chair, DANIEL GRACE, a member from the Commonwealth of Pennsylvania, has been nominated for Secretary, and YUKI LAURENTI, a member of the State of New Jersey has been nominated for Treasurer to serve in such Offices for the ensuing year; and

"**WHEREAS**, no further nominations for the said Offices were made, and motions authorizing Closure of said nomination was passed; and

"**WHEREAS**, the Commission Members, by the above-described actions have indicated their intent to elect ALADAR KOMJATHY as Chairman, PAMELA JANVEY, as Vice Chair, DANIEL GRACE, as Secretary, and YUKI LAURENTI, as Treasurer; and

"**NOW THEREFORE, BE IT RESOLVED**, by the Delaware River Joint Toll Bridge Commission at this “Annual Meeting” assembled this 19th day of May 2025, that Commissioner Orcutt, in his capacity as Chairperson of the Nominating Committee, for this “Annual Meeting” hereby is authorized and directed, on behalf of the Commission Members, to cast a ballot for ALADAR KOMJATHY, who will serve as Chairman, PAMELA JANVEY, who will serve as Vice Chair, DANIEL GRACE, who will serve as Secretary, and YUKI LAURENTI, who will serve as Treasurer of the Delaware River Joint Toll Bridge Commission for the ensuing year, and the said officers will (effective immediately) assume all authorities, powers and duties vested respectively as the Chairman, Vice Chairman, Secretary, and Treasurer as set forth in (1) the By-Laws of the Commission; (2) the Minutes of previous Commission Meetings; and (3) the Trust Indenture.”

Executive Director Resta addressed the meeting and said:

Thank you. We will do a roll call vote.

| | <u>Yes</u> | <u>No</u> | <u>Abstain</u> | | <u>Yes</u> | <u>No</u> | <u>Abstain</u> |
|--------------|------------|-----------|----------------|-------------|------------|-----------|----------------|
| Mr. Orcutt | X | | | Ms. Young | X | | |
| Ms. Ciesla | X | | | Mr. Shahid | | | |
| Mr. Lavery | X | | | Mr. Christy | | | |
| Ms. Laurenti | X | | | Mr. Grace | X | | |
| Mr. Komjathy | X | | | Ms. Janvey | X | | |

Executive Director Resta addressed the meeting and said:

Mr. Chairman, the resolution passes.

DELAWARE RIVER JOINT TOLL BRIDGE COMMISSION
Meeting of May 19, 2025

Chairman Komjathy addressed the meeting and said:

Thank you, Mr. Resta. Next item on the agenda.

Executive Director Resta addressed the meeting and said:

Next item on the agenda is, do Commissioners or any officers want to make any comment?

Chairman Komjathy addressed the meeting and said:

Mr. Resta, I just want to thank my colleagues for reelecting me to another term as chairman of the board. It is a deep honor and I look forward to working with all of you and staff in the coming year. Thank you.

Executive Director Resta addressed the meeting and said:

Thank you, Chairman.

INVITE ANY COMMENTS FROM THE PUBLIC

Executive Director Resta addressed the meeting and said:

We do have a new business comment section of our meeting. This is that. Mr. Gooding, do you wish to make comment?

Mark Gooding, of Estrada Hinojosa, Green Brook addressed the meeting and said:

Sure. Thank you. I just came down here to introduce myself and my firm. We have been engaged as one of your underwriters in your underwriting pool, so we wanted to kind of commence covering the authority, so I wanted to just mention a couple quick things. I work for Estrada Hinojosa. We are based in Texas, but I work from their New York office. In fact, I work a lot of times from home in New Jersey as well. And we're bond underwriters and wanted to introduce ourselves to the group and the team as we are able to start covering you guys and coming to the board meetings and sending materials to Tracy and Joe and things like that.

Executive Director Resta addressed the meeting and said:

Okay. Thank you, sir. Thank you for your comment. Folks participating by Teams. Does anyone on the Teams meeting wish to make public comment on new business at this time? Hearing none.

SCHEDULING OF THE JUNE 30, 2025 MEETING

Executive Director Resta addressed the Meeting and stated that the Commission's next meeting is scheduled to be held Monday, June 30, 2025.

DELAWARE RIVER JOINT TOLL BRIDGE COMMISSION
Meeting of May 19, 2025

This meeting will be called to Order at 10:30 a.m. at the Scudder Falls Administration Building, 1199 Woodside Road, Yardley, PA 19067.

Executive Director Resta assured the Commission Members that an "Official Notice of Meeting" would be forwarded to each and every Member of the Commission.

ADJOURNMENT

Commissioner Grace then moved that the Meeting be adjourned, and Commissioner Orcutt seconded. The voice vote was unanimously affirmative, and the Meeting was adjourned at 10:57 a.m., Monday, May 19, 2025.

Prepared and submitted by:



HEATHER L. MCCONNELL
Executive Administrative Generalist/
Commissioner Liaison

Attested by:



ARNOLD J. CONOLINE
Assistant Secretary/Treasurer

Approved by:



JOSEPH J. RESTA
Executive Director

DELAWARE RIVER JOINT TOLL BRIDGE COMMISSION

Meeting of May 19, 2025

FINANCE

The following Pages reflect the reports on those items assigned to the Finance Department. Each item is reported separately and page numbered accordingly.

DELAWARE RIVER JOINT TOLL BRIDGE COMMISSION

Meeting of May 19, 2025

| SUBJECT | DESCRIPTION | PAGE NUMBER |
|-------------------|---|--------------------|
| Accounting | Status of Cash Balances at April 30, 2025 | 1 |
| Accounting | Status of Bond Retirement at April 30, 2025 | 2 |
| Accounting | Status of Investments at April 30, 2025 | 3-6 |
| Accounting | Status of Toll Traffic and Revenue & Toll Supported Traffic Month of April 2025 Compared with Month of April 2024 | 7-22 |
| Accounting | Statistical Summary of Expenditures on Toll Bridges and Toll Supported Bridges Accounts for the Period April 1, 2025, through April 30, 2025 | 23-31 |
| Accounting | Statement of Revenue and Expenses: Four Month Period ending April 30, 2025 | 32 |
| | | |
| | | |

DELAWARE RIVER JOINT TOLL BRIDGE COMMISSION

Meeting of May 19, 2025

There follows Cash Balances of the Commission at April 30, 2025 for the information and review of the Members:

COMMISSION CASH DEPOSITS

Wells Fargo Bank, N. A.

| | |
|----------------------------|---------------------|
| Revenue Fund | 7,278,824 |
| Payroll Fund | 1,275,121 |
| Insurance Clearing Account | 750,000 |
| TOTAL | \$ 9,303,945 |

CASH DEPOSIT GUARANTEES

Wells Fargo Bank PA ACT 72 FULL BALANCE

DELAWARE RIVER JOINT TOLL BRIDGE COMMISSION

Meeting of May 19, 2025

STATUS OF BRIDGE REVENUE BONDS AT April 30, 2025

| Maturity | SERIES 2015 | | | SERIES 2017 | | | SERIES 2019A | | | SERIES 2019B | | | Total | |
|----------|-------------|----------------------|----------------------|-------------|-----------------------|---------------------|--------------|----------------------|---------------------|--------------|----------------------|----------------------|---------------|-----------------------|
| | Yield | Principal Amount | Maturities & Calls | Yield | Principal Amount | Maturities & Calls | Yield | Principal Amount | Maturities & Calls | Yield | Principal Amount | Maturities & Calls | Average Yield | Remaining Outstanding |
| 7/1/2019 | 0 | 2,410,000 | 2,410,000 | | | | | | | | | | | |
| 7/1/2020 | 1.62% | 2,540,000 | 2,540,000 | 1.00% | 945,000 | 945,000 | 1.17% | 505,000 | 505,000 | 1.17% | 6,015,000 | 6,015,000 | | - |
| 7/1/2021 | 1.86% | 2,540,000 | 2,540,000 | 1.00% | 875,000 | 875,000 | 1.20% | 435,000 | 435,000 | 1.20% | 5,945,000 | 5,945,000 | | - |
| 7/1/2022 | 2.10% | 2,695,000 | 2,695,000 | 1.81% | 1,740,000 | 1,740,000 | 1.23% | 455,000 | 455,000 | 1.23% | 6,255,000 | 6,255,000 | | - |
| 7/1/2022 | | | | | | | 0.00% | | | | | | | - |
| 7/1/2023 | 2.34% | 2,795,000 | 2,795,000 | 2.03% | 1,865,000 | 1,865,000 | 1.25% | 480,000 | 480,000 | 1.25% | 6,565,000 | 6,565,000 | | - |
| 7/1/2024 | 2.43% | 2,935,000 | 2,935,000 | 2.31% | 1,970,000 | 1,970,000 | 1.31% | 8,015,000 | 8,015,000 | 1.31% | 6,830,000 | 6,830,000 | | - |
| 7/1/2025 | 2.55% | 3,015,000 | | 2.52% | 1,070,000 | | 1.40% | 8,170,000 | | 1.40% | 7,195,000 | | 1.64% | 19,450,000 |
| 7/1/2026 | 2.73% | 3,180,000 | | | | | 1.49% | 8,585,000 | | 1.49% | 7,515,000 | | 1.69% | 19,280,000 |
| 7/1/2026 | | | | | | | | | | | | | | - |
| 7/1/2027 | 3.10% | 4,540,000 | | 2.80% | 20,000 | | 1.59% | 5,800,000 | | 1.59% | 7,880,000 | | 1.97% | 18,240,000 |
| 7/1/2027 | | | | | | | | | | | | | | - |
| 7/1/2028 | 3.28% | 3,380,000 | | 2.95% | 35,000 | | 1.69% | 9,410,000 | | 1.69% | 8,300,000 | | 1.95% | 21,125,000 |
| 7/1/2029 | 3.04% | 3,480,000 | 3,480,000 | 3.08% | 8,380,000 | | 1.77% | 3,725,000 | | 1.77% | 8,670,000 | | 2.30% | 20,775,000 |
| 7/1/2030 | 3.10% | 3,670,000 | 3,670,000 | 3.19% | 8,845,000 | | 1.85% | 3,930,000 | | 1.85% | 9,045,000 | | 2.39% | 21,820,000 |
| 7/1/2031 | 3.14% | 3,785,000 | 3,785,000 | 3.27% | 10,765,000 | | 1.91% | 4,055,000 | | 1.91% | 9,520,000 | | 2.51% | 24,340,000 |
| 7/1/2032 | 3.55% | 545,000 | | 3.35% | 14,735,000 | | 1.97% | 725,000 | | 1.97% | 9,995,000 | | 2.79% | 26,000,000 |
| 7/1/2033 | 3.56% | 10,595,000 | | 3.41% | 15,715,000 | | 2.09% | 760,000 | | | | | 3.43% | 27,070,000 |
| 7/1/2034 | 3.60% | 11,020,000 | | 3.47% | 16,500,000 | | 2.16% | 800,000 | | | | | 3.48% | 28,320,000 |
| 7/1/2035 | 3.64% | 11,460,000 | | 3.52% | 17,325,000 | | 2.21% | 835,000 | | | | | 3.53% | 29,620,000 |
| 7/1/2036 | 3.73% | 11,920,000 | | 3.56% | 18,190,000 | | 2.25% | 880,000 | | | | | 3.59% | 30,990,000 |
| 7/1/2037 | | N/A | | 3.59% | 22,015,000 | | 2.29% | 925,000 | | | | | 3.54% | 22,940,000 |
| 7/1/2038 | | N/A | | 3.64% | 23,115,000 | | 2.32% | 970,000 | | | | | 3.59% | 24,085,000 |
| 7/1/2039 | | N/A | | 3.64% | 24,270,000 | | 2.35% | 1,020,000 | | | | | 3.59% | 25,290,000 |
| 7/1/2040 | | N/A | | 3.64% | 25,485,000 | | 2.50% | 1,070,000 | | | | | 3.59% | 26,555,000 |
| 7/1/2041 | | N/A | | 3.64% | 26,760,000 | | 2.50% | 1,125,000 | | | | | 3.59% | 27,885,000 |
| 7/1/2042 | | N/A | | 3.64% | 28,100,000 | | 2.50% | 1,180,000 | | | | | 3.59% | 29,280,000 |
| 7/1/2043 | | N/A | | 3.69% | 15,930,000 | | 2.50% | 1,240,000 | | | | | 3.60% | 17,170,000 |
| 7/1/2043 | | N/A | | 4.04% | 13,575,000 | | | | | | | | 4.04% | 13,575,000 |
| 7/1/2044 | | N/A | | 3.69% | 16,590,000 | | 2.50% | 1,300,000 | | | | | 3.60% | 17,890,000 |
| 7/1/2044 | | N/A | | 4.04% | 14,255,000 | | | | | | | | 4.04% | 14,255,000 |
| 7/1/2045 | | N/A | | 3.69% | 17,275,000 | | 3.04% | 1,365,000 | | | | | 3.64% | 18,640,000 |
| 7/1/2045 | | N/A | | 4.04% | 14,965,000 | | | | | | | | 4.04% | 14,965,000 |
| 7/1/2046 | | N/A | | 3.69% | 17,990,000 | | 3.04% | 1,405,000 | | | | | 3.64% | 19,395,000 |
| 7/1/2046 | | N/A | | 4.04% | 15,715,000 | | | | | | | | 4.04% | 15,715,000 |
| 7/1/2047 | | N/A | | 3.69% | 18,745,000 | | 3.04% | 1,450,000 | | | | | 3.64% | 20,195,000 |
| 7/1/2047 | | N/A | | 4.04% | 16,490,000 | | | | | | | | 4.04% | 16,490,000 |
| 7/1/2048 | | | | | | | 3.04% | 1,490,000 | | | | | 3.04% | 1,490,000 |
| 7/1/2049 | | | | | | | 3.04% | 1,535,000 | | | | | 3.04% | 1,535,000 |
| | | \$ 86,505,000 | \$ 26,850,000 | | \$ 430,250,000 | \$ 7,395,000 | | \$ 73,640,000 | \$ 9,890,000 | | \$ 99,730,000 | \$ 31,610,000 | | \$ 614,380,000 |

Footnote: Series 2012A Bonds were Called on October 17, 2022.



**Delaware River Joint TBC
Purchases Report
Sorted by Fund - Maturity Date
April 1, 2025 - April 30, 2025**

| CUSIP | Investment # | Fund | Sec. Type | Issuer | Original Par Value | Purchase Date | Payment Periods | Principal Purchased | Accrued Interest at Purchase | Rate at Purchase | Maturity Date | YTM | Ending Book Value |
|-----------------------------|--------------|-------|-----------|------------------------|---------------------|---------------|-----------------|---------------------|------------------------------|------------------|---------------|-------|---------------------|
| General Reserve Fund | | | | | | | | | | | | | |
| 64971MT44 | 11176 | 01GRF | FAC | NYCTRA | 2,000,000.00 | 04/21/2025 | 05/01 - 11/01 | 2,036,400.00 | 49,743.89 | 5.267 | 05/01/2027 | 4.310 | 2,085,645.26 |
| | | | | Subtotal | 2,000,000.00 | | | 2,036,400.00 | 49,743.89 | | | | 2,085,645.26 |
| | | | | Total Purchases | 2,000,000.00 | | | 2,036,400.00 | 49,743.89 | | | | 2,085,645.26 |

3



**Delaware River Joint TBC
Investment Classification
Sorted by Fund - Maturity Date
April 30, 2025**

| CUSIP | Investment # | Fund | Issuer | Investment Class | Par Value | YTM | Maturity Date | Market Price | Market Date | Market Value | Book Value | Reported Value |
|-----------------------------|--------------|-------|--------------------------------|------------------|------------------|--------------|---------------|--------------|-------------|------------------|------------------|------------------|
| Debt Service Fund | | | | | | | | | | | | |
| 38145C752 | 10113 | 01DSF | Goldman Sachs Ila Fed Port | Amort | 10,131.62 | 3.320 | | 100.000 | 04/30/2025 | 10,131.62 | 10,131.62 | 10,131.62 |
| Subtotal | | | | | 10,131.62 | 3.320 | | | | 10,131.62 | 10,131.62 | 10,131.62 |
| General Reserve Fund | | | | | | | | | | | | |
| 38145C752 | 10115 | 01GRF | Goldman Sachs Ila Fed Port | Amort | 0.00 | | | 100.000 | 04/30/2025 | 0.00 | 0.00 | 0.00 |
| PAINVEST | 10050 | 01GRF | PA Invest | Amort | 0.00 | | | 100.000 | 04/30/2025 | 0.00 | 0.00 | 0.00 |
| PAINVEST | 10462 | 01GRF | PA Invest | Amort | 62,312,245.01 | 4.276 | | 100.000 | 04/30/2025 | 62,312,245.01 | 62,312,245.01 | 62,312,245.01 |
| 74172WAG1 | 10910 | 01GRF | Prince George County Rev Autho | Fair | 1,130,000.00 | 1.002 | 05/01/2025 | 100.000 | 04/30/2025 | 1,130,000.00 | 1,130,000.00 | 1,130,000.00 |
| 037833BG4 | 10923 | 01GRF | Apple Inc | Fair | 3,000,000.00 | 1.380 | 05/13/2025 | 99.954 | 04/30/2025 | 2,998,647.00 | 3,001,771.52 | 2,998,647.00 |
| 8923A0ST1 | 11160 | 01GRF | TOYOTA Motor Credit CP | Fair | 1,305,000.00 | 4.647 | 05/27/2025 | 99.667 | 04/30/2025 | 1,300,654.35 | 1,300,758.75 | 1,300,654.35 |
| 65558RAA7 | 10999 | 01GRF | Nordea Bank | Fair | 2,040,000.00 | 5.030 | 06/06/2025 | 99.892 | 04/30/2025 | 2,037,798.84 | 2,037,370.06 | 2,037,798.84 |
| 341271AD6 | 10894 | 01GRF | Florida St Brd of Adm | Fair | 4,000,000.00 | 0.752 | 07/01/2025 | 99.447 | 04/30/2025 | 3,977,880.00 | 4,003,575.23 | 3,977,880.00 |
| 63873JU32 | 11151 | 01GRF | ATIXIS NY Brh | Fair | 5,000,000.00 | 4.604 | 07/03/2025 | 99.228 | 04/30/2025 | 4,961,400.00 | 4,961,325.00 | 4,961,400.00 |
| 62479LUR4 | 11159 | 01GRF | Mitsubishi UFJ | Fair | 4,000,000.00 | 4.530 | 07/25/2025 | 98.971 | 04/30/2025 | 3,958,844.00 | 3,958,822.22 | 3,958,844.00 |
| 3136G4D75 | 10825 | 01GRF | Federal National Mtg Assn | Fair | 2,500,000.00 | 0.599 | 07/29/2025 | 99.091 | 04/30/2025 | 2,477,275.00 | 2,500,000.00 | 2,477,275.00 |
| 91282CHN4 | 11031 | 01GRF | U.S. Treasury | Fair | 2,000,000.00 | 5.063 | 07/31/2025 | 100.070 | 04/30/2025 | 2,001,406.24 | 1,998,521.41 | 2,001,406.24 |
| 64952WEU3 | 10975 | 01GRF | New York Life Global | Fair | 2,000,000.00 | 5.053 | 08/05/2025 | 99.668 | 04/30/2025 | 1,993,372.00 | 1,992,998.30 | 1,993,372.00 |
| 57629WDK3 | 11035 | 01GRF | Mass Mutual Global | Fair | 2,000,000.00 | 5.609 | 08/26/2025 | 99.757 | 04/30/2025 | 1,995,148.00 | 1,991,260.00 | 1,995,148.00 |
| 74153WCR8 | 11015 | 01GRF | Pricoa Global Fund | Fair | 2,000,000.00 | 5.150 | 08/28/2025 | 99.875 | 04/30/2025 | 1,997,502.00 | 1,994,220.52 | 1,997,502.00 |
| 55607KWA0 | 11174 | 01GRF | Macquarie Group | Fair | 5,000,000.00 | 4.381 | 09/10/2025 | 98.412 | 04/30/2025 | 4,920,625.00 | 4,921,349.99 | 4,920,625.00 |
| 91282CJL6 | 11059 | 01GRF | U.S. Treasury | Fair | 3,000,000.00 | 4.717 | 11/30/2025 | 100.417 | 04/30/2025 | 3,012,539.07 | 3,002,634.77 | 3,012,539.07 |
| 49474E3Z4 | 10991 | 01GRF | King County Washington | Fair | 560,000.00 | 4.364 | 12/01/2025 | 100.528 | 04/30/2025 | 562,956.80 | 563,233.71 | 562,956.80 |
| 05254JAA8 | 11004 | 01GRF | Aust & NZ Banking Group | Fair | 3,000,000.00 | 4.777 | 12/08/2025 | 100.394 | 04/30/2025 | 3,011,829.00 | 3,005,156.69 | 3,011,829.00 |
| 592179KD6 | 11121 | 01GRF | METLIFE | Fair | 2,000,000.00 | 5.135 | 01/06/2026 | 100.260 | 04/30/2025 | 2,005,208.00 | 1,998,198.28 | 2,005,208.00 |
| 592179KD6 | 11139 | 01GRF | METLIFE | Fair | 2,000,000.00 | 4.486 | 01/06/2026 | 100.260 | 04/30/2025 | 2,005,208.00 | 2,006,652.12 | 2,005,208.00 |
| 742718BH1 | 11150 | 01GRF | Procter & Gamble CO | Fair | 2,093,000.00 | 3.897 | 01/15/2026 | 101.150 | 04/30/2025 | 2,117,069.50 | 2,129,339.01 | 2,117,069.50 |
| 64966MYL7 | 10944 | 01GRF | City of New York | Fair | 3,000,000.00 | 2.642 | 04/01/2026 | 99.141 | 04/30/2025 | 2,974,230.00 | 3,016,572.93 | 2,974,230.00 |
| 57629W6F2 | 11116 | 01GRF | Mass Mutual Global | Fair | 2,250,000.00 | 5.350 | 04/10/2026 | 100.136 | 04/30/2025 | 2,253,060.00 | 2,233,095.23 | 2,253,060.00 |
| 57629W6F2 | 11120 | 01GRF | Mass Mutual Global | Fair | 2,000,000.00 | 5.151 | 04/10/2026 | 100.136 | 04/30/2025 | 2,002,720.00 | 1,988,385.74 | 2,002,720.00 |
| 06405LAD3 | 11119 | 01GRF | Bank of New York Mellon | Fair | 3,765,000.00 | 5.232 | 05/22/2026 | 100.264 | 04/30/2025 | 3,774,962.19 | 3,761,805.77 | 3,774,962.19 |
| 58989V2F0 | 11129 | 01GRF | Met Tower Global Fund | Fair | 2,000,000.00 | 4.853 | 06/20/2026 | 101.235 | 04/30/2025 | 2,024,714.00 | 2,011,678.96 | 2,024,714.00 |
| 54438CYL0 | 10955 | 01GRF | Los Angeles CA Community Colle | Fair | 1,480,000.00 | 3.339 | 08/01/2026 | 96.373 | 04/30/2025 | 1,426,320.40 | 1,446,409.11 | 1,426,320.40 |

**Delaware River Joint TBC
Investment Classification
April 30, 2025**

| CUSIP | Investment # | Fund | Issuer | Investment Class | Par Value | YTM | Maturity Date | Market Price | Market Date | Market Value | Book Value | Reported Value |
|-----------------------------|--------------|-------|--------------------------------|------------------|--------------|-------|---------------|--------------|-------------|--------------|--------------|---------------------|
| General Reserve Fund | | | | | | | | | | | | |
| 826200AD9 | 11141 | 01GRF | SIEMENS | Fair | 2,500,000.00 | 4.364 | 08/17/2026 | 102.592 | 04/30/2025 | 2,564,815.00 | 2,553,987.01 | 2,564,815.00 |
| 91282CHY0 | 11041 | 01GRF | U.S. Treasury | Fair | 1,000,000.00 | 4.911 | 09/15/2026 | 101.164 | 04/30/2025 | 1,011,640.62 | 996,356.43 | 1,011,640.62 |
| 06375M3Z6 | 11034 | 01GRF | Bank of Montreal | Fair | 3,000,000.00 | 6.157 | 09/21/2026 | 99.525 | 04/30/2025 | 2,985,756.00 | 3,000,000.00 | 2,985,756.00 |
| 882724WT0 | 10915 | 01GRF | Texas Public Finance Authority | Fair | 7,500,000.00 | 1.289 | 10/01/2026 | 101.321 | 04/30/2025 | 7,599,075.00 | 7,880,143.47 | 7,599,075.00 |
| 771196CE0 | 11128 | 01GRF | ROCHE HLDGS INC | Fair | 3,500,000.00 | 4.842 | 11/13/2026 | 101.851 | 04/30/2025 | 3,564,785.00 | 3,521,061.78 | 3,564,785.00 |
| 5253JAZ4 | 11142 | 01GRF | Aust & NZ Banking Group | Fair | 3,000,000.00 | 4.255 | 01/18/2027 | 101.027 | 04/30/2025 | 3,030,813.00 | 3,023,826.02 | 3,030,813.00 |
| 64953BBM9 | 11127 | 01GRF | New York Life Global | Fair | 2,000,000.00 | 4.837 | 04/02/2027 | 101.298 | 04/30/2025 | 2,025,976.00 | 2,002,136.97 | 2,025,976.00 |
| 29446MAE2 | 11097 | 01GRF | EQUINOR ASA | Fair | 1,000,000.00 | 4.833 | 04/06/2027 | 98.218 | 04/30/2025 | 982,181.00 | 967,471.52 | 982,181.00 |
| 57629W4S6 | 11126 | 01GRF | Mass Mutual Global | Fair | 3,000,000.00 | 4.867 | 04/09/2027 | 101.802 | 04/30/2025 | 3,054,066.00 | 3,012,373.64 | 3,054,066.00 |
| 64971MT44 | 11176 | 01GRF | NYC Transitional Fin Authority | Fair | 2,000,000.00 | 4.310 | 05/01/2027 | 102.372 | 04/30/2025 | 2,047,440.00 | 2,035,901.37 | 2,047,440.00 |
| 166764BX7 | 11073 | 01GRF | Chevron Corp | Fair | 3,000,000.00 | 4.379 | 05/11/2027 | 96.251 | 04/30/2025 | 2,887,545.00 | 2,866,219.97 | 2,887,545.00 |
| 90327QD97 | 11124 | 01GRF | USAA CAP CORP | Fair | 5,000,000.00 | 5.048 | 06/01/2027 | 102.279 | 04/30/2025 | 5,113,985.00 | 5,019,188.49 | 5,113,985.00 |
| 649907XF4 | 11100 | 01GRF | New York State Dormitory Auth | Fair | 1,000,000.00 | 5.049 | 07/01/2027 | 101.226 | 04/30/2025 | 1,012,260.00 | 997,223.07 | 1,012,260.00 |
| 3130B2F42 | 11138 | 01GRF | Federal Home Loan Bank | Fair | 3,000,000.00 | 4.579 | 08/20/2027 | 99.929 | 04/30/2025 | 2,997,879.00 | 3,000,000.00 | 2,997,879.00 |
| 3130B2QD0 | 11146 | 01GRF | Federal Home Loan Bank | Fair | 2,500,000.00 | 4.070 | 09/10/2027 | 99.836 | 04/30/2025 | 2,495,917.50 | 2,500,000.00 | 2,495,917.50 |
| 3130B2WX9 | 11148 | 01GRF | Federal Home Loan Bank | Fair | 3,000,000.00 | 3.666 | 10/01/2027 | 99.258 | 04/30/2025 | 2,977,752.00 | 3,000,000.00 | 2,977,752.00 |
| 3130B3DA8 | 11157 | 01GRF | Federal Home Loan Bank | Fair | 1,470,000.00 | 4.393 | 10/15/2027 | 99.999 | 04/30/2025 | 1,469,989.71 | 1,469,390.49 | 1,469,989.71 |
| 3130B3JC8 | 11158 | 01GRF | Federal Home Loan Bank | Fair | 1,500,000.00 | 4.310 | 10/22/2027 | 100.169 | 04/30/2025 | 1,502,545.50 | 1,500,000.00 | 1,502,545.50 |
| 40139LBG7 | 11098 | 01GRF | Guardian Life Global Funding | Fair | 3,000,000.00 | 4.853 | 10/28/2027 | 103.385 | 04/30/2025 | 3,101,577.00 | 3,046,980.54 | 3,101,577.00 |
| 64966MGP8 | 11169 | 01GRF | City of New York | Fair | 1,000,000.00 | 4.391 | 12/01/2027 | 98.921 | 04/30/2025 | 989,210.00 | 977,322.66 | 989,210.00 |
| 64952WEY5 | 11111 | 01GRF | New York Life Global | Fair | 3,000,000.00 | 5.020 | 01/09/2028 | 101.583 | 04/30/2025 | 3,047,514.00 | 2,987,474.62 | 3,047,514.00 |
| 3130AYLF1 | 11094 | 01GRF | Federal Home Loan Bank | Fair | 3,000,000.00 | 4.535 | 01/14/2028 | 100.202 | 04/30/2025 | 3,006,075.00 | 2,998,824.98 | 3,006,075.00 |
| 3136GA6V6 | 11162 | 01GRF | Federal National Mtg Assn | Fair | 5,000,000.00 | 4.650 | 01/27/2028 | 100.233 | 04/30/2025 | 5,011,660.00 | 5,000,000.00 | 5,011,660.00 |
| 3130B4WZ0 | 11172 | 01GRF | Federal Home Loan Bank | Fair | 5,000,000.00 | 4.550 | 02/18/2028 | 100.170 | 04/30/2025 | 5,008,530.00 | 5,000,000.00 | 5,008,530.00 |
| 3130B5HW1 | 11173 | 01GRF | Federal Home Loan Bank | Fair | 1,610,000.00 | 4.280 | 03/13/2028 | 99.913 | 04/30/2025 | 1,608,607.35 | 1,610,000.00 | 1,608,607.35 |
| 3130B5LN6 | 11175 | 01GRF | Federal Home Loan Bank | Fair | 4,000,000.00 | 4.300 | 03/24/2028 | 99.991 | 04/30/2025 | 3,999,640.00 | 4,000,000.00 | 3,999,640.00 |
| 13063DGC6 | 11040 | 01GRF | State of California | Fair | 2,000,000.00 | 5.035 | 04/01/2028 | 98.726 | 04/30/2025 | 1,974,520.00 | 1,920,692.74 | 1,974,520.00 |
| 637639AK1 | 11104 | 01GRF | National Securities Clearing | Fair | 4,000,000.00 | 4.641 | 05/30/2028 | 101.937 | 04/30/2025 | 4,077,492.00 | 4,039,528.71 | 4,077,492.00 |
| 01266HFL8 | 11050 | 01GRF | Albemarle Cnty VA Economic Dev | Fair | 3,000,000.00 | 5.260 | 06/01/2028 | 101.629 | 04/30/2025 | 3,048,870.00 | 3,003,134.60 | 3,048,870.00 |
| 686053DR7 | 11171 | 01GRF | Oregon School Board Assn | Fair | 3,066,412.43 | 4.283 | 06/30/2028 | 102.786 | 04/30/2025 | 3,151,842.68 | 3,115,626.28 | 3,151,842.68 |
| 898365AP6 | 11066 | 01GRF | Boston College | Fair | 2,550,000.00 | 4.705 | 07/01/2028 | 101.180 | 04/30/2025 | 2,580,090.00 | 2,536,555.79 | 2,580,090.00 |
| 91282CJA0 | 11042 | 01GRF | U.S. Treasury | Fair | 1,000,000.00 | 4.806 | 09/30/2028 | 103.203 | 04/30/2025 | 1,032,031.25 | 994,526.69 | 1,032,031.25 |
| 67080LAA3 | 11063 | 01GRF | Nuveen LLC | Fair | 5,000,000.00 | 5.034 | 11/01/2028 | 99.136 | 04/30/2025 | 4,956,830.00 | 4,830,877.77 | 4,956,830.00 |
| 91282CJN2 | 11060 | 01GRF | U.S. Treasury | Fair | 2,000,000.00 | 4.257 | 11/30/2028 | 102.445 | 04/30/2025 | 2,048,906.24 | 2,007,489.71 | 2,048,906.24 |
| 64952WFF5 | 11149 | 01GRF | New York Life Global | Fair | 1,850,000.00 | 4.045 | 01/29/2029 | 100.969 | 04/30/2025 | 1,867,930.20 | 1,891,157.32 | 1,867,930.20 |
| 3130B0KB4 | 11105 | 01GRF | Federal Home Loan Bank | Fair | 3,000,000.00 | 5.000 | 03/20/2029 | 100.780 | 04/30/2025 | 3,023,427.00 | 3,000,000.00 | 3,023,427.00 |

**Delaware River Joint TBC
Investment Classification
April 30, 2025**

| CUSIP | Investment # | Fund | Issuer | Investment Class | Par Value | YTM | Maturity Date | Market Price | Market Date | Market Value | Book Value | Reported Value |
|---------------------------------------|--------------|----------|--------------------------------|------------------|-----------------------|-------|---------------|--------------|-------------|-----------------------|-----------------------|-----------------------|
| General Reserve Fund | | | | | | | | | | | | |
| 95662NSL3 | 11154 | 01GRF | West Virginia Housing Developm | Fair | 510,000.00 | 4.207 | 05/01/2029 | 106.239 | 04/30/2025 | 541,818.90 | 542,951.78 | 541,818.90 |
| 3130B22X2 | 11134 | 01GRF | Federal Home Loan Bank | Fair | 4,000,000.00 | 5.124 | 07/24/2029 | 100.108 | 04/30/2025 | 4,004,344.00 | 4,000,000.00 | 4,004,344.00 |
| 3134HACE1 | 11136 | 01GRF | Federal Home Loan Mtg Corp | Fair | 4,000,000.00 | 5.050 | 08/01/2029 | 100.084 | 04/30/2025 | 4,003,368.00 | 4,000,000.00 | 4,003,368.00 |
| 3130B2N43 | 11144 | 01GRF | Federal Home Loan Bank | Fair | 4,000,000.00 | 4.000 | 09/10/2029 | 99.391 | 04/30/2025 | 3,975,660.00 | 4,000,000.00 | 3,975,660.00 |
| 95662NSM1 | 11155 | 01GRF | West Virginia Housing Developm | Fair | 505,000.00 | 4.800 | 11/01/2029 | 106.497 | 04/30/2025 | 537,809.85 | 540,284.77 | 537,809.85 |
| | | | | Subtotal | 240,496,657.44 | 4.294 | | | | 241,155,789.20 | 240,656,089.52 | 241,155,789.20 |
| Operating Fund | | | | | | | | | | | | |
| 38145C752 | 10108 | 01OF | Goldman Sachs Ila Fed Port | Amort | 187,480.13 | 3.320 | | 100.000 | 04/30/2025 | 187,480.13 | 187,480.13 | 187,480.13 |
| 91282CJV4 | 11165 | 01OF | U.S. Treasury | Fair | 8,645,000.00 | 4.272 | 01/31/2026 | 100.132 | 04/30/2025 | 8,656,481.60 | 8,643,502.12 | 8,656,481.60 |
| | | | | Subtotal | 8,832,480.13 | 4.252 | | | | 8,843,961.73 | 8,830,982.25 | 8,843,961.73 |
| Reserve Maintenance Fund | | | | | | | | | | | | |
| 38145C752 | 10106 | 01RMF | Goldman Sachs Ila Fed Port | Amort | 346,077.70 | 3.320 | | 100.000 | 04/30/2025 | 346,077.70 | 346,077.70 | 346,077.70 |
| 91282CJV4 | 11166 | 01RMF | U.S. Treasury | Fair | 15,962,000.00 | 4.272 | 01/31/2026 | 100.132 | 04/30/2025 | 15,983,199.45 | 15,959,234.35 | 15,983,199.45 |
| | | | | Subtotal | 16,308,077.70 | 4.252 | | | | 16,329,277.15 | 16,305,312.05 | 16,329,277.15 |
| Scudder Falls Insurance Reserv | | | | | | | | | | | | |
| 38145C752 | 10506 | 01SFIR | Goldman Sachs Ila Fed Port | Amort | 277.99 | 3.320 | | 100.000 | 04/30/2025 | 277.99 | 277.99 | 277.99 |
| 912797MS3 | 11167 | 01SFIR | U.S. Treasury | Fair | 1,413,000.00 | 4.141 | 10/02/2025 | 98.250 | 04/30/2025 | 1,388,272.50 | 1,388,882.44 | 1,388,272.50 |
| | | | | Subtotal | 1,413,277.99 | 4.140 | | | | 1,388,550.49 | 1,389,160.43 | 1,388,550.49 |
| Debt Service Reserve Fund Comm | | | | | | | | | | | | |
| 38145C752 | 10994 | 06DSRF | Goldman Sachs Ila Fed Port | Amort | 772.73 | 3.320 | | 100.000 | 04/30/2025 | 772.73 | 772.73 | 772.73 |
| 91282CJV4 | 11164 | 06DSRF | U.S. Treasury | Fair | 47,625,000.00 | 4.260 | 01/31/2026 | 100.132 | 04/30/2025 | 47,688,251.72 | 47,621,127.27 | 47,688,251.72 |
| 91282CJV4 | 11168 | 06DSRF | U.S. Treasury | Fair | 1,017,000.00 | 4.257 | 01/31/2026 | 100.132 | 04/30/2025 | 1,018,350.70 | 1,016,939.30 | 1,018,350.70 |
| | | | | Subtotal | 48,642,772.73 | 4.260 | | | | 48,707,375.15 | 48,638,839.30 | 48,707,375.15 |
| 2019A Rebate Account | | | | | | | | | | | | |
| 38145C752 | 11039 | 06REB19A | Goldman Sachs Ila Fed Port | Amort | 997.63 | 3.320 | | 100.000 | 04/30/2025 | 997.63 | 997.63 | 997.63 |
| | | | | Subtotal | 997.63 | 3.320 | | | | 997.63 | 997.63 | 997.63 |
| | | | | Total | 315,704,395.24 | 4.285 | | | | 316,436,082.97 | 315,831,512.80 | 316,436,082.97 |

DELAWARE RIVER JOINT TOLL BRIDGE COMMISSION
Meeting of May 19, 2025
TOLL TRAFFIC AND REVENUE STATISTICS (April 2025)

Summary: The Commission recorded a small decrease in total toll revenue for April 2025 in comparison to the April 2024 traffic and revenue statistics. Total toll traffic also reflected a decrease for the month. [It should be noted that the Commission eliminated cash toll collections at TM, I78, EP, and DWG at 11:00 PM on January 12, 2025. In addition, it should be noted that 2024 was a leap year].

Analysis of April 2025 / April 2024 toll revenue data comparison:

- Total toll revenue decreased by **\$126,770** or 0.75 percent at the Commission's eight toll bridges for the month of April.
- Commercial-vehicle toll revenue increased \$70,091 or 0.62 percent.
- Passenger-vehicle toll revenue decreased \$196,861 or 3.51 percent.

Analysis of April 2025 / April 2024 traffic data comparison:

- Total toll traffic decreased by **56,791** vehicles, or 1.49 percent for the month.
- Commercial-vehicle traffic increased by 4,238 vehicles, or 0.72 percent.
- Passenger-vehicle toll traffic decreased by 61,029 vehicles, or 1.89 percent.
- Average daily toll traffic for the Commission's toll bridges for April 2025 was 125,500 total vehicles as compared to the 127,393 total vehicles recorded in April 2024, a decrease on average of 1,893 vehicles a day.
- Total recorded westbound traffic volume at the ten toll supported bridges for April 2025 decreased by 55,774 vehicles, or 3.1 percent as compared to April 2024. Average daily westbound traffic on the toll supported bridges was 57,863 vehicles in April 2025 as compared to 59,722 vehicles in April 2024.

Traffic analysis for April 2025:

- Total toll traffic for the eight toll bridges is reflecting a 1.45 percent decrease through the first four months of 2025 as compared to the same four-month period of 2024.
- Westbound traffic on the ten toll supported bridges reflects a decrease of 3.6 percent for the first four months of 2025 when compared to 2024.

REGION REVIEW:

Southern Region

Total toll traffic at Trenton-Morrisville (TM) reflected a 4.36 percent increase for April 2025 when compared to April 2024 as the result of the increase of 30,192 cars and the decrease of 548 trucks. The Scudder Falls Bridge recorded a 2.64 percent increase in total toll traffic for April 2025 compared to April 2024 due to the increases of 14,068 cars and 3,837 trucks. At New Hope-Lambertville (NHL), a decrease of 1,773 cars combined with an increase of 1,155 trucks resulted in a decrease of 0.45 percent in total toll traffic for April 2025 as compared to April 2024.

Central Region

The I-78 Toll Bridge recorded an increase of 6.93 percent in total toll traffic for the month of April 2025 when compared to April 2024 as the result of increases of 45,939 cars and 16,887 trucks. At the Easton-Phillipsburg (EP) Toll Bridge, the increase of 17,409 passenger vehicles combined with the increase of 6,755 trucks generated a 5.53 percent increase in total toll traffic for April 2025 as compared to April 2024.

Northern Region

Portland-Columbia (PC) recorded a 15.04 percent decrease in total toll traffic during April 2025 compared to April 2024 as the result of the decrease of 17,117 automobiles and the increase of 1,171 trucks. At the Delaware Water Gap (DWG) Toll Bridge, combined decreases of 140,977 passenger vehicles and 25,364 trucks generated a total decrease of 21.26 percent in total toll traffic for April 2025 when compared to April 2024. (Major sinkhole problems along sections of I-80 have resulted in traffic diversions at DWG). At Milford-Montague (MM), a decrease of 8,770 passenger vehicles and an increase of 345 trucks produced a 9.03 percent decrease in total toll traffic for the month of April 2025 as compared to April 2024.

E-ZPass Penetration Rates

The table below provides a comparison of the *E-ZPass* penetration rates for the Commission's eight (8) toll bridges for the months of April 2025 and April 2024, and the year-to-date periods ending April 30, 2025 and April 30, 2024.

| | | <i>E-ZPass</i> PENETRATION RATES | | | | | |
|------------------------------------|--------------|---|----------------------|---|---------------------|---------------------|---|
| | | APR. 2025 | APR. 2024 | Change in Monthly Percentage | YTD 2025 | YTD 2024 | Change in YTD Percentage |
| All Toll Bridges | Cars | 86.41 | 85.06 | 1.35 | 87.39 | 85.28 | 2.11 |
| | Trucks | 86.57 | 88.19 | -1.62 | 88.17 | 88.24 | -0.07 |
| | Total | 86.44 | 85.55 | 0.89 | 87.52 | 85.74 | 1.78 |
| Trenton - Morrisville | Cars | 86.04 | 83.86 | 2.18 | 86.59 | 84.27 | 2.32 |
| | Trucks | 84.49 | 86.20 | -1.71 | 86.30 | 85.91 | 0.39 |
| | Total | 85.88 | 84.11 | 1.77 | 86.56 | 84.44 | 2.12 |
| Scudder Falls | Cars | 91.24 | 92.29 | -1.05 | 92.03 | 92.30 | -0.27 |
| | Trucks | 88.00 | 89.93 | -1.93 | 89.58 | 89.74 | -0.16 |
| | Total | 91.06 | 92.16 | -1.10 | 91.90 | 92.17 | -0.27 |
| New Hope - Lambertville | Cars | 93.11 | 92.40 | 0.71 | 93.49 | 92.77 | 0.72 |
| | Trucks | 88.50 | 89.88 | -1.38 | 89.42 | 90.05 | -0.63 |
| | Total | 92.69 | 92.19 | 0.50 | 93.14 | 92.54 | 0.60 |
| I-78 | Cars | 82.97 | 81.83 | 1.14 | 84.25 | 81.90 | 2.35 |
| | Trucks | 87.26 | 89.10 | -1.84 | 88.82 | 89.14 | -0.32 |
| | Total | 84.30 | 84.11 | 0.19 | 85.72 | 84.20 | 1.52 |
| Easton - Phillipsburg | Cars | 88.52 | 86.64 | 1.88 | 89.32 | 87.15 | 2.17 |
| | Trucks | 85.62 | 86.12 | -0.50 | 86.92 | 85.85 | 1.07 |
| | Total | 88.27 | 86.60 | 1.67 | 89.12 | 87.05 | 2.07 |
| Portland - Columbia | Cars | 87.84 | 84.44 | 3.40 | 88.92 | 84.86 | 4.06 |
| | Trucks | 89.35 | 86.81 | 2.54 | 88.77 | 87.55 | 1.22 |
| | Total | 88.05 | 84.69 | 3.36 | 88.90 | 85.14 | 3.76 |
| Delaware Water Gap | Cars | 81.45 | 80.07 | 1.38 | 83.26 | 80.22 | 3.04 |
| | Trucks | 85.48 | 87.56 | -2.08 | 87.60 | 87.83 | -0.23 |
| | Total | 82.21 | 81.42 | 0.79 | 84.10 | 81.60 | 2.50 |
| Milford - Montague | Cars | 86.63 | 82.71 | 3.92 | 88.16 | 83.06 | 5.10 |
| | Trucks | 84.96 | 82.80 | 2.16 | 87.64 | 83.13 | 4.51 |
| | Total | 86.54 | 82.71 | 3.83 | 88.14 | 83.06 | 5.08 |

Starting 11pm on January 12th, 2025, the Commission ceased cash toll collections at TM, I-78, EP and DWG and completed AET conversions at all bridges.

DELAWARE RIVER JOINT TOLL BRIDGE COMMISSION
ALL TOLL BRIDGES
COMPARATIVE STATEMENT OF TOLL TRAFFIC AND REVENUE

APRIL 2025

| JANUARY 1, 2024 APRIL 30, 2024 121 DAYS | | JANUARY 1, 2025 APRIL 30, 2025 120 DAYS | | MONTH OF APRIL 2025 30 DAYS | | MONTH OF APRIL 2024 30 DAYS | | |
|---|------------------|---|------------------|-----------------------------------|-----------------------|-----------------------------------|-----------------------|------------------|
| NUMBER OF VEHICLES | TOTAL REVENUE | NUMBER OF VEHICLES | TOTAL REVENUE | VEHICLE CLASS | NUMBER OF VEHICLES | TOTAL REVENUE | NUMBER OF VEHICLES | TOTAL REVENUE |
| 12,106,154 | \$ 20,867,276.85 | 11,859,356 | \$ 20,192,801.85 | Passenger | 3,169,089 | \$ 5,454,481.50 | 3,230,118 | \$ 5,626,056.85 |
| - | (167,585.25) | | (186,778.00) | Discounts * | - | (45,947.00) | - | (20,661.25) |
| 12,106,154 | \$ 20,699,691.60 | 11,859,356 | \$ 20,006,023.85 | TOTAL PASSENGER | 3,169,089 | \$ 5,408,534.50 | 3,230,118 | \$ 5,605,395.60 |
| 443,097 | 4,049,152.00 | 465,792 | 4,246,973.95 | 2-Axle Trucks | 124,055 | 1,133,680.00 | 118,949 | 1,087,338.00 |
| 149,331 | 2,041,887.00 | 152,934 | 2,092,126.50 | 3-Axle Trucks | 39,846 | 545,806.50 | 40,443 | 553,276.50 |
| 164,829 | 3,010,850.00 | 154,052 | 2,814,936.00 | 4-Axle Trucks | 40,523 | 741,040.00 | 43,843 | 800,452.00 |
| 1,443,136 | 32,866,367.50 | 1,468,411 | 33,456,572.50 | 5-Axle Trucks | 381,701 | 8,710,717.50 | 379,180 | 8,636,657.50 |
| 34,173 | 928,086.00 | 33,237 | 904,425.00 | 6-Axle Trucks | 9,298 | 253,833.00 | 8,903 | 241,569.00 |
| 2,184 | 72,438.00 | 1,335 | 45,356.50 | 7-Axle Trucks | 481 | 16,129.00 | 348 | 11,822.00 |
| 2,236,750 | \$ 42,968,780.50 | 2,275,761 | \$ 43,560,390.45 | TOTAL TRUCKS | 595,904 | \$ 11,401,206.00 | 591,666 | \$ 11,331,115.00 |
| 14,342,904 | \$ 63,668,472.10 | 14,135,117 | \$ 63,566,414.30 | TOTAL TOLL VEHICLES | 3,764,993 | \$ 16,809,740.50 | 3,821,784 | 16,936,510.60 |
| 118,536 | \$ 526,185.72 | 117,793 | \$ 529,720.12 | DAILY AVERAGE | 125,500 | \$ 560,324.68 | 127,393 | \$ 564,550.35 |
| YTD Rate Change | | | | MTD Rate Change Traffic | | | | |
| Traffic (toll) | | -1.45% | | Traffic (toll) | | -1.49% | | |
| Autos | | -2.04% | | Autos | | -1.89% | | |
| Trucks | | 1.74% | | Trucks | | 0.72% | | |
| Revenue | | -0.16% | | Revenue | | -0.75% | | |
| Autos | | -3.35% | | Autos | | -3.51% | | |
| Trucks | | 1.38% | | Trucks | | 0.62% | | |

* "Discounts" The Commuter Discount was eliminated effective January 1st, 2024. The commuter discount reported in the January 2024 Comparatives represented the discounts issued for trips made in December 2023. "Discounts" now represents adjustments for employee and Commission vehicle non-revenue crossings.

NOTE: On January 12, 2025 at 11:00 PM the Commission eliminated Cash Toll collections at TM, I78, EP, and DWG.
NOTE: 2024 was a Leap Year

DELAWARE RIVER JOINT TOLL BRIDGE COMMISSION
TRENTON - MORRISVILLE TOLL BRIDGE
COMPARATIVE STATEMENT OF TOLL TRAFFIC AND REVENUE

APRIL 2025

| JANUARY 1, 2024 APRIL 30, 2024 121 DAYS | | JANUARY 1, 2025 APRIL 30, 2025 120 DAYS | | MONTH OF APRIL 2025 30 DAYS | | MONTH OF APRIL 2024 30 DAYS | | |
|---|--------------------------------|---|--------------------------------|-----------------------------------|-----------------------|-----------------------------------|-----------------------|-------------------------------|
| NUMBER OF VEHICLES | TOTAL REVENUE | NUMBER OF VEHICLES | TOTAL REVENUE | VEHICLE CLASS | NUMBER OF VEHICLES | TOTAL REVENUE | NUMBER OF VEHICLES | TOTAL REVENUE |
| 2,287,475 | \$ 3,973,443.50 (24,792.75) | 2,334,279 | \$ 3,999,796.50 (31,344.00) | Passenger Discounts * | 637,616 | \$ 1,100,056.75 (10,544.00) | 607,424 | \$ 1,067,390.75 (2,921.50) |
| 2,287,475 | \$ 3,948,650.75 | 2,334,279 | \$ 3,968,452.50 | TOTAL PASSENGER | 637,616 | \$ 1,089,512.75 | 607,424 | \$ 1,064,469.25 |
| 88,698 | 809,659.00 | 93,093 | 849,426.00 | 2-Axle Trucks | 24,710 | 225,966.00 | 23,239 | 212,262.00 |
| 42,764 | 585,072.00 | 43,381 | 594,249.00 | 3-Axle Trucks | 9,645 | 132,246.00 | 11,094 | 151,653.00 |
| 37,865 | 693,554.00 | 27,761 | 506,798.00 | 4-Axle Trucks | 7,032 | 128,480.00 | 10,397 | 190,160.00 |
| 102,255 | 2,339,790.00 | 113,157 | 2,588,560.00 | 5-Axle Trucks | 29,978 | 687,122.50 | 27,491 | 628,782.50 |
| 3,914 | 107,271.00 | 2,854 | 78,087.00 | 6-Axle Trucks | 753 | 20,748.00 | 411 | 11,262.00 |
| 1,316 | 42,133.00 | 65 | 2,093.00 | 7-Axle Trucks | 13 | 430.50 | 47 | 1,501.50 |
| 276,812 | \$ 4,577,479.00 | 280,311 | \$ 4,619,213.00 | TOTAL TRUCKS | 72,131 | \$ 1,194,993.00 | 72,679 | \$ 1,195,621.00 |
| 2,564,287 | \$ 8,526,129.75 | 2,614,590 | \$ 8,587,665.50 | TOTAL TOLL VEHICLES | 709,747 | \$ 2,284,505.75 | 680,103 | \$ 2,260,090.25 |
| 21,192 | \$ 70,463.88 | 21,788 | \$ 71,563.88 | DAILY AVERAGE | 23,658 | \$ 76,150.19 | 22,670 | \$ 75,336.34 |
| Rate Change | | | | Rate Change | | | | |
| Traffic (toll) | | 1.96% | | Traffic (toll) | | 4.36% | | |
| Autos | | 2.05% | | Autos | | 4.97% | | |
| Trucks | | 1.26% | | Trucks | | -0.75% | | |
| Revenue | | 0.72% | | Revenue | | 1.08% | | |
| Autos | | 0.50% | | Autos | | 2.35% | | |
| Trucks | | 0.91% | | Trucks | | -0.05% | | |

DELAWARE RIVER JOINT TOLL BRIDGE COMMISSION
 SCUDDER FALLS TOLL BRIDGE
 COMPARATIVE STATEMENT OF TOLL TRAFFIC AND REVENUE

APRIL 2025

| JANUARY 1, 2024 APRIL 30, 2024 121 DAYS | | JANUARY 1, 2025 APRIL 30, 2025 120 DAYS | | VEHICLE CLASS | MONTH OF APRIL 2025 30 DAYS | | MONTH OF APRIL 2024 30 DAYS | |
|---|------------------|---|------------------|----------------------------|-----------------------------------|------------------|-----------------------------------|------------------|
| NUMBER OF VEHICLES | TOTAL REVENUE | NUMBER OF VEHICLES | TOTAL REVENUE | | NUMBER OF VEHICLES | TOTAL REVENUE | NUMBER OF VEHICLES | TOTAL REVENUE |
| 2,391,860 | \$ 3,855,102.10 | 2,434,276 | \$ 3,960,056.85 | Passenger | 657,634 | \$ 1,079,426.75 | 643,566 | \$ 1,046,470.85 |
| | (30,102.29) | | (22,953.50) | Discounts * | | (2,627.00) | | (3,836.00) |
| 2,391,860 | \$ 3,824,999.81 | 2,434,276 | \$ 3,937,103.35 | TOTAL PASSENGER | 657,634 | \$ 1,076,799.75 | 643,566 | \$ 1,042,634.85 |
| 64,427 | 585,322.00 | 71,304 | 648,209.95 | 2-Axle Trucks | 19,418 | 176,878.00 | 17,400 | 157,998.00 |
| 11,747 | 159,037.50 | 12,355 | 167,637.00 | 3-Axle Trucks | 3,354 | 45,829.50 | 3,152 | 43,014.00 |
| 8,354 | 152,680.00 | 9,325 | 170,652.00 | 4-Axle Trucks | 2,747 | 50,322.00 | 2,502 | 45,718.00 |
| 44,279 | 1,009,712.50 | 47,958 | 1,092,797.50 | 5-Axle Trucks | 13,253 | 302,452.50 | 11,892 | 271,185.00 |
| 461 | 12,615.00 | 648 | 17,685.00 | 6-Axle Trucks | 198 | 5,385.00 | 165 | 4,515.00 |
| 87 | 3,009.50 | 59 | 2,056.50 | 7-Axle Trucks | 19 | 643.50 | 41 | 1,375.00 |
| 129,355 | \$ 1,922,376.50 | 141,649 | \$ 2,099,037.95 | TOTAL TRUCKS | 38,989 | \$ 581,510.50 | 35,152 | \$ 523,805.00 |
| 2,521,215 | \$ 5,747,376.31 | 2,575,925 | \$ 6,036,141.30 | TOTAL TOLL VEHICLES | 696,623 | \$ 1,658,310.25 | 678,718 | \$ 1,566,439.85 |
| 20,836 | \$ 47,498.98 | 21,466 | \$ 50,301.18 | DAILY AVERAGE | 23,221 | \$ 55,277.01 | 22,624 | \$ 52,214.66 |

Rate Change

| | |
|-----------------------|-------|
| Traffic (toll) | 2.17% |
| Autos | 1.77% |
| Trucks | 9.50% |
| Revenue | 5.02% |
| Autos | 2.93% |
| Trucks | 9.19% |

Rate Change

| | |
|-----------------------|--------|
| Traffic (toll) | 2.64% |
| Autos | 2.19% |
| Trucks | 10.92% |
| Revenue | 5.86% |
| Autos | 3.28% |
| Trucks | 11.02% |

DELAWARE RIVER JOINT TOLL BRIDGE COMMISSION
 NEW HOPE - LAMBERTVILLE TOLL BRIDGE
 COMPARATIVE STATEMENT OF TOLL TRAFFIC AND REVENUE

APRIL 2025

| JANUARY 1, 2024 APRIL 30, 2024 121 DAYS | | JANUARY 1, 2025 APRIL 30, 2025 120 DAYS | | MONTH OF APRIL 2025 30 DAYS | | MONTH OF APRIL 2024 30 DAYS | | | |
|---|------------------------------|---|------------------------------|-----------------------------------|-----------------------|-----------------------------------|-----------------------|-----------------------------|--|
| NUMBER OF VEHICLES | TOTAL REVENUE | NUMBER OF VEHICLES | TOTAL REVENUE | VEHICLE CLASS | NUMBER OF VEHICLES | TOTAL REVENUE | NUMBER OF VEHICLES | TOTAL REVENUE | |
| 468,394 | \$ 758,091.75 (14,133.08) | 487,449 | \$ 787,263.50 (24,550.00) | Passenger Discounts * | 124,743 | \$ 203,078.50 (3,658.00) | 126,516 | \$ 207,771.25 (1,082.00) | |
| 468,394 | \$ 743,958.67 | 487,449 | \$ 762,713.50 | TOTAL PASSENGER | 124,743 | \$ 199,420.50 | 126,516 | \$ 206,689.25 | |
| 18,182 | 165,324.00 | 23,861 | 213,866.00 | 2-Axle Trucks | 6,124 | 54,161.00 | 4,939 | 45,025.00 | |
| 3,966 | 54,030.00 | 4,233 | 57,606.00 | 3-Axle Trucks | 1,426 | 19,429.50 | 1,213 | 16,533.00 | |
| 2,926 | 53,598.00 | 3,196 | 58,738.00 | 4-Axle Trucks | 949 | 17,390.00 | 814 | 14,900.00 | |
| 15,584 | 353,882.50 | 13,722 | 312,367.50 | 5-Axle Trucks | 3,782 | 86,357.50 | 4,173 | 94,735.00 | |
| 1,200 | 32,601.00 | 1,182 | 32,274.00 | 6-Axle Trucks | 320 | 8,814.00 | 310 | 8,400.00 | |
| 13 | 416.50 | 12 | 392.00 | 7-Axle Trucks | 5 | 168.00 | 2 | 63.00 | |
| 41,871 | \$ 659,852.00 | 46,206 | \$ 675,243.50 | TOTAL TRUCKS | 12,606 | \$ 186,320.00 | 11,451 | \$ 179,656.00 | |
| 510,265 | \$ 1,403,810.67 | 533,655 | \$ 1,437,957.00 | TOTAL TOLL VEHICLES | 137,349 | \$ 385,740.50 | 137,967 | \$ 386,345.25 | |
| 4,217 | \$ 11,601.74 | 4,447 | \$ 11,982.98 | DAILY AVERAGE | 4,578 | \$ 12,858.02 | 4,599 | \$ 12,878.18 | |
| Rate Change | | | | | | Rate Change | | | |
| Traffic (toll) | | 4.58% | | | | Traffic (toll) | | -0.45% | |
| Autos | | 4.07% | | | | Autos | | -1.40% | |
| Trucks | | 10.35% | | | | Trucks | | 10.09% | |
| Revenue | | 2.43% | | | | Revenue | | -0.16% | |
| Autos | | 2.52% | | | | Autos | | -3.52% | |
| Trucks | | 2.33% | | | | Trucks | | 3.71% | |

DELAWARE RIVER JOINT TOLL BRIDGE COMMISSION
 178 TOLL BRIDGE
 COMPARATIVE STATEMENT OF TOLL TRAFFIC AND REVENUE

APRIL 2025

| JANUARY 1, 2024 APRIL 30, 2024 121 DAYS | | JANUARY 1, 2025 APRIL 30, 2025 120 DAYS | | MONTH OF APRIL 2025 30 DAYS | | MONTH OF APRIL 2024 30 DAYS | | |
|---|--------------------------------|---|--------------------------------|-----------------------------------|-----------------------|-----------------------------------|-----------------------|-------------------------------|
| NUMBER OF VEHICLES | TOTAL REVENUE | NUMBER OF VEHICLES | TOTAL REVENUE | VEHICLE CLASS | NUMBER OF VEHICLES | TOTAL REVENUE | NUMBER OF VEHICLES | TOTAL REVENUE |
| 2,314,927 | \$ 4,121,055.75 (19,553.40) | 2,333,175 | \$ 4,096,999.75 (15,276.00) | Passenger Discounts * | 667,891 | \$ 1,187,850.25 (4,094.50) | 621,952 | \$ 1,117,312.25 (1,159.00) |
| 2,314,927 | \$ 4,101,502.35 | 2,333,175 | \$ 4,081,723.75 | TOTAL PASSENGER | 667,891 | \$ 1,183,755.75 | 621,952 | \$ 1,116,153.25 |
| 117,153 | 1,073,054.00 | 119,481 | 1,092,870.00 | 2-Axle Trucks | 33,258 | 305,180.00 | 32,065 | 293,719.00 |
| 48,044 | 657,010.50 | 50,190 | 686,515.50 | 3-Axle Trucks | 13,919 | 190,768.50 | 13,083 | 178,890.00 |
| 69,360 | 1,263,796.00 | 66,767 | 1,217,764.00 | 4-Axle Trucks | 16,528 | 302,190.00 | 17,707 | 322,434.00 |
| 825,373 | 18,781,152.50 | 848,765 | 19,322,442.50 | 5-Axle Trucks | 231,158 | 5,270,182.50 | 215,767 | 4,910,327.50 |
| 18,363 | 498,027.00 | 18,526 | 503,754.00 | 6-Axle Trucks | 5,671 | 154,707.00 | 5,230 | 141,822.00 |
| 414 | 14,119.00 | 820 | 27,688.00 | 7-Axle Trucks | 360 | 12,000.50 | 155 | 5,289.50 |
| 1,078,707 | \$ 22,287,159.00 | 1,104,549 | \$ 22,851,034.00 | TOTAL TRUCKS | 300,894 | \$ 6,235,028.50 | 284,007 | \$ 5,852,482.00 |
| 3,393,634 | \$ 26,388,661.35 | 3,437,724 | \$ 26,932,757.75 | TOTAL TOLL VEHICLES | 968,785 | \$ 7,418,784.25 | 905,959 | \$ 6,968,635.25 |
| 28,047 | \$ 218,088.11 | 28,648 | \$ 224,439.65 | DAILY AVERAGE | 32,293 | \$ 247,292.81 | 30,199 | \$ 232,287.84 |
| Rate Change | | | | Rate Change | | | | |
| Traffic (toll) | | 1.30% | | Traffic (toll) | | 6.93% | | |
| Autos | | 0.79% | | Autos | | 7.39% | | |
| Trucks | | 2.40% | | Trucks | | 5.95% | | |
| Revenue | | 2.06% | | Revenue | | 6.46% | | |
| Autos | | -0.48% | | Autos | | 6.06% | | |
| Trucks | | 2.53% | | Trucks | | 6.54% | | |

DELAWARE RIVER JOINT TOLL BRIDGE COMMISSION
 EASTON - PHILLIPSBURG TOLL BRIDGE
 COMPARATIVE STATEMENT OF TOLL TRAFFIC AND REVENUE

APRIL 2025

| JANUARY 1, 2024 APRIL 30, 2024 121 DAYS | | JANUARY 1, 2025 APRIL 30, 2025 120 DAYS | | MONTH OF APRIL 2025 30 DAYS | | MONTH OF APRIL 2024 30 DAYS | | |
|---|--------------------------------|---|--------------------------------|-----------------------------------|-----------------------|-----------------------------------|-----------------------|-----------------------------|
| NUMBER OF VEHICLES | TOTAL REVENUE | NUMBER OF VEHICLES | TOTAL REVENUE | VEHICLE CLASS | NUMBER OF VEHICLES | TOTAL REVENUE | NUMBER OF VEHICLES | TOTAL REVENUE |
| 1,538,145 | \$ 2,606,253.50 (19,362.76) | 1,543,600 | \$ 2,580,657.25 (21,116.50) | Passenger Discounts * | 421,963 | \$ 712,140.00 (6,689.50) | 404,554 | \$ 694,420.75 (2,399.50) |
| 1,538,145 | \$ 2,586,890.74 | 1,543,600 | \$ 2,559,540.75 | TOTAL PASSENGER | 421,963 | \$ 705,450.50 | 404,554 | \$ 692,021.25 |
| 44,594 | 407,747.00 | 51,116 | 466,118.00 | 2-Axle Trucks | 14,058 | 128,503.00 | 11,796 | 107,833.00 |
| 10,690 | 146,952.00 | 12,811 | 176,350.50 | 3-Axle Trucks | 3,939 | 53,965.50 | 3,115 | 42,762.00 |
| 10,263 | 187,476.00 | 9,269 | 169,070.00 | 4-Axle Trucks | 2,799 | 51,138.00 | 3,079 | 56,154.00 |
| 54,055 | 1,234,587.50 | 63,296 | 1,444,747.50 | 5-Axle Trucks | 18,328 | 419,152.50 | 14,499 | 331,217.50 |
| 470 | 12,783.00 | 700 | 19,152.00 | 6-Axle Trucks | 228 | 6,237.00 | 112 | 3,033.00 |
| 8 | 262.50 | 16 | 518.00 | 7-Axle Trucks | 5 | 164.50 | 1 | 35.00 |
| 120,080 | \$ 1,989,808.00 | 137,208 | \$ 2,275,956.00 | TOTAL TRUCKS | 39,357 | \$ 659,160.50 | 32,602 | \$ 541,034.50 |
| 1,658,225 | \$ 4,576,698.74 | 1,680,808 | \$ 4,835,496.75 | TOTAL TOLL VEHICLES | 461,320 | \$ 1,364,611.00 | 437,156 | \$ 1,233,055.75 |
| 13,704 | \$ 37,823.96 | 14,007 | \$ 40,295.81 | DAILY AVERAGE | 15,377 | \$ 45,487.03 | 14,572 | \$ 41,101.86 |
| Rate Change | | | | Rate Change | | | | |
| Traffic (toll) | | 1.36% | | Traffic (toll) | | 5.53% | | |
| Autos | | 0.35% | | Autos | | 4.30% | | |
| Trucks | | 14.26% | | Trucks | | 20.72% | | |
| Revenue | | 5.65% | | Revenue | | 10.67% | | |
| Autos | | -1.06% | | Autos | | 1.94% | | |
| Trucks | | 14.38% | | Trucks | | 21.83% | | |

DELAWARE RIVER JOINT TOLL BRIDGE COMMISSION
 PORTLAND - COLUMBIA TOLL BRIDGE
 COMPARATIVE STATEMENT OF TOLL TRAFFIC AND REVENUE

APRIL 2025

| JANUARY 1, 2024 APRIL 30, 2024 121 DAYS | | JANUARY 1, 2025 APRIL 30, 2025 120 DAYS | | MONTH OF APRIL 2025 30 DAYS | | MONTH OF APRIL 2024 30 DAYS | | | |
|---|------------------------------|---|------------------------------|-----------------------------------|-----------------------|-----------------------------------|-----------------------|-----------------------------|--|
| NUMBER OF VEHICLES | TOTAL REVENUE | NUMBER OF VEHICLES | TOTAL REVENUE | VEHICLE CLASS | NUMBER OF VEHICLES | TOTAL REVENUE | NUMBER OF VEHICLES | TOTAL REVENUE | |
| 370,483 | \$ 642,776.25 (18,007.86) | 303,244 | \$ 510,947.50 (22,870.50) | Passenger Discounts * | 77,921 | \$ 133,162.00 (5,161.00) | 95,038 | \$ 167,130.50 (3,336.00) | |
| 370,483 | \$ 624,768.39 | 303,244 | \$ 488,077.00 | TOTAL PASSENGER | 77,921 | \$ 128,001.00 | 95,038 | \$ 163,794.50 | |
| 10,955 | 99,829.00 | 11,477 | 104,032.00 | 2-Axle Trucks | 2,712 | 24,704.00 | 2,815 | 25,723.00 | |
| 4,147 | 56,986.50 | 4,131 | 56,475.00 | 3-Axle Trucks | 1,307 | 17,857.50 | 1,165 | 16,030.50 | |
| 13,127 | 240,286.00 | 15,410 | 282,452.00 | 4-Axle Trucks | 4,692 | 85,502.00 | 3,353 | 61,424.00 | |
| 14,727 | 334,722.50 | 13,462 | 305,600.00 | 5-Axle Trucks | 3,403 | 77,370.00 | 3,636 | 82,612.50 | |
| 117 | 3,207.00 | 175 | 4,749.00 | 6-Axle Trucks | 51 | 1,395.00 | 25 | 687.00 | |
| 4 | 126.00 | 7 | 220.50 | 7-Axle Trucks | - | (3.50) | | | |
| 43,077 | \$ 735,157.00 | 44,662 | \$ 753,528.50 | TOTAL TRUCKS | 12,165 | \$ 206,825.00 | 10,994 | \$ 186,477.00 | |
| 413,560 | \$ 1,359,925.39 | 347,906 | \$ 1,241,605.50 | TOTAL TOLL VEHICLES | 90,086 | \$ 334,826.00 | 106,032 | \$ 350,271.50 | |
| 3,418 | \$ 11,239.05 | 2,899 | \$ 10,346.71 | DAILY AVERAGE | 3,003 | \$ 11,160.87 | 3,534 | \$ 11,675.72 | |
| Rate Change | | | | | | Rate Change | | | |
| Traffic (toll) | | | | | | Traffic (toll) | | | |
| Autos | | | | | | Autos | | | |
| Trucks | | | | | | Trucks | | | |
| Revenue | | | | | | Revenue | | | |
| Autos | | | | | | Autos | | | |
| Trucks | | | | | | Trucks | | | |

DELAWARE RIVER JOINT TOLL BRIDGE COMMISSION
DELAWARE WATER GAP TOLL BRIDGE
COMPARATIVE STATEMENT OF TOLL TRAFFIC AND REVENUE

APRIL 2025

| JANUARY 1, 2024 APRIL 30, 2024 121 DAYS | | JANUARY 1, 2025 APRIL 30, 2025 120 DAYS | | MONTH OF APRIL 2025 30 DAYS | | MONTH OF APRIL 2024 30 DAYS | | |
|---|--------------------------------|---|--------------------------------|-----------------------------------|-----------------------|-----------------------------------|-----------------------|-------------------------------|
| NUMBER OF VEHICLES | TOTAL REVENUE | NUMBER OF VEHICLES | TOTAL REVENUE | VEHICLE CLASS | NUMBER OF VEHICLES | TOTAL REVENUE | NUMBER OF VEHICLES | TOTAL REVENUE |
| 2,401,627 | \$ 4,323,100.75 (27,010.75) | 2,114,229 | \$ 3,731,944.25 (22,505.00) | Passenger Discounts * | 500,594 | \$ 899,098.75 (5,723.00) | 641,571 | \$ 1,165,702.50 (3,202.25) |
| 2,401,627 | \$ 4,296,090.00 | 2,114,229 | \$ 3,709,439.25 | TOTAL PASSENGER | 500,594 | \$ 893,375.75 | 641,571 | \$ 1,162,500.25 |
| 89,640 | 821,659.00 | 84,436 | 772,170.00 | 2-Axle Trucks | 20,865 | 191,742.00 | 24,182 | 221,738.00 |
| 26,952 | 368,647.50 | 24,945 | 341,022.00 | 3-Axle Trucks | 5,968 | 81,706.50 | 7,325 | 100,291.50 |
| 22,257 | 406,844.00 | 21,557 | 395,158.00 | 4-Axle Trucks | 5,570 | 102,198.00 | 5,793 | 105,992.00 |
| 384,412 | 8,756,595.00 | 365,500 | 8,331,845.00 | 5-Axle Trucks | 81,084 | 1,851,677.50 | 100,962 | 2,300,440.00 |
| 9,525 | 258,234.00 | 9,040 | 245,679.00 | 6-Axle Trucks | 2,049 | 55,788.00 | 2,614 | 70,866.00 |
| 342 | 12,371.50 | 330 | 11,566.00 | 7-Axle Trucks | 78 | 2,694.00 | 102 | 3,558.00 |
| 533,128 | \$ 10,624,351.00 | 505,808 | \$ 10,097,440.00 | TOTAL TRUCKS | 115,614 | \$ 2,285,806.00 | 140,978 | \$ 2,802,885.50 |
| 2,934,755 | \$ 14,920,441.00 | 2,620,037 | \$ 13,806,879.25 | TOTAL TOLL VEHICLES | 616,208 | \$ 3,179,181.75 | 782,549 | \$ 3,965,385.75 |
| 24,254 | \$ 123,309.43 | 21,834 | \$ 115,057.33 | DAILY AVERAGE | 20,540 | \$ 105,972.73 | 26,085 | \$ 132,179.53 |
| Rate Change | | | | Rate Change | | | | |
| Traffic (toll) | | -10.72% | | Traffic (toll) | | -21.26% | | |
| Autos | | -11.97% | | Autos | | -21.97% | | |
| Trucks | | -5.12% | | Trucks | | -17.99% | | |
| Revenue | | -7.46% | | Revenue | | -19.83% | | |
| Autos | | -13.66% | | Autos | | -23.15% | | |
| Trucks | | -4.96% | | Trucks | | -18.45% | | |

Note: Multiple sinkholes along Interstate 80 near Wharton, NJ, about 35 miles east of the Delaware Water Gap Toll Bridge, forced a full shutdown of the highway in both directions starting March 19, 2025.

DELAWARE RIVER JOINT TOLL BRIDGE COMMISSION
MILFORD - MONTAGUE TOLL BRIDGE
COMPARATIVE STATEMENT OF TOLL TRAFFIC AND REVENUE

APRIL 2025

| JANUARY 1, 2024 APRIL 30, 2024 121 DAYS | | JANUARY 1, 2025 APRIL 30, 2025 120 DAYS | | MONTH OF APRIL 2025 30 DAYS | | MONTH OF APRIL 2024 30 DAYS | | | |
|---|------------------------------|---|------------------------------|-----------------------------------|-----------------------|-----------------------------------|-----------------------|-----------------------------|--|
| NUMBER OF VEHICLES | TOTAL REVENUE | NUMBER OF VEHICLES | TOTAL REVENUE | VEHICLE CLASS | NUMBER OF VEHICLES | TOTAL REVENUE | NUMBER OF VEHICLES | TOTAL REVENUE | |
| 333,243 | \$ 587,453.25 (14,622.36) | 309,104 | \$ 525,136.25 (26,162.50) | Passenger Discounts * | 80,727 | \$ 139,668.50 (7,450.00) | 89,497 | \$ 159,858.00 (2,725.00) | |
| 333,243 | \$ 572,830.89 | 309,104 | \$ 498,973.75 | TOTAL PASSENGER | 80,727 | \$ 132,218.50 | 89,497 | \$ 157,133.00 | |
| 9,448 | 86,558.00 | 11,024 | 100,282.00 | 2-Axle Trucks | 2,910 | 26,546.00 | 2,513 | 23,040.00 | |
| 1,021 | 14,151.00 | 888 | 12,271.50 | 3-Axle Trucks | 288 | 4,003.50 | 296 | 4,102.50 | |
| 677 | 12,616.00 | 767 | 14,304.00 | 4-Axle Trucks | 206 | 3,820.00 | 198 | 3,670.00 | |
| 2,451 | 55,925.00 | 2,551 | 58,212.50 | 5-Axle Trucks | 715 | 16,402.50 | 760 | 17,357.50 | |
| 123 | 3,348.00 | 112 | 3,045.00 | 6-Axle Trucks | 28 | 759.00 | 36 | 984.00 | |
| | | 26 | 822.50 | 7-Axle Trucks | 1 | 31.50 | - | - | |
| 13,720 | \$ 172,598.00 | 15,368 | \$ 188,937.50 | TOTAL TRUCKS | 4,148 | \$ 51,562.50 | 3,803 | \$ 49,154.00 | |
| 346,963 | \$ 745,428.89 | 324,472 | \$ 687,911.25 | TOTAL TOLL VEHICLES | 84,875 | \$ 183,781.00 | 93,300 | \$ 206,287.00 | |
| 2,867 | \$ 6,160.57 | 2,704 | \$ 5,732.59 | DAILY AVERAGE | 2,829 | \$ 6,126.03 | 3,110 | \$ 6,876.23 | |
| Rate Change | | | | | | Rate Change | | | |
| Traffic (toll) | | | | | | Traffic (toll) | | | |
| Autos | | -6.48% | | | | Autos | | -9.03% | |
| Trucks | | -7.24% | | | | Trucks | | -9.80% | |
| Trucks | | 12.01% | | | | Trucks | | 9.07% | |
| Revenue | | | | | | Revenue | | | |
| Autos | | -7.72% | | | | Autos | | -10.91% | |
| Autos | | -12.89% | | | | Autos | | -15.86% | |
| Trucks | | 9.47% | | | | Trucks | | 4.90% | |



Delaware River Joint Toll Bridge Commission Toll Supported Bridge - Westbound Traffic Counts

April 2025

| Bridge | Westbound Volume | | | | | |
|---|------------------|------------------|--------------|------------------|------------------|--------------|
| | April 2025 | April 2024 | % Change | YTD 2025 | YTD 2024 | % Change |
| Lower Trenton | 447,963 | 470,941 | -4.9% | 1,717,190 | 1,799,968 | -4.6% |
| Calhoun Street ¹ | 319,715 | 305,812 | 4.5% | 1,218,982 | 1,156,083 | 5.4% |
| Washington Crossing | 133,288 | 131,372 | 1.5% | 490,586 | 479,174 | 2.4% |
| New Hope-Lambertville ² | 149,142 | 181,476 | -17.8% | 492,015 | 699,326 | -29.6% |
| Centre Bridge- Stockton | 92,225 | 75,321 | 22.4% | 324,085 | 274,608 | 18.0% |
| Uhlertown-Frenchtown ³ | - | 83,507 | -100.0% | 101,445 | 344,214 | -70.5% |
| Upper Black Eddy-Milford ^{3,4} | 78,254 | 45,659 | 71.4% | 249,886 | 169,577 | 47.4% |
| Riegelsville | 51,808 | 49,379 | 4.9% | 179,749 | 176,042 | 2.1% |
| Northampton Street | 389,245 | 376,374 | 3.4% | 1,480,992 | 1,451,979 | 2.0% |
| Riverton-Belvidere | 74,253 | 71,827 | 3.4% | 271,786 | 221,787 | 22.5% |
| Total | 1,735,893 | 1,791,667 | -3.1% | 6,526,716 | 6,772,758 | -3.6% |

NOTES:

1. In 2024, traffic counter was recalibrated several times to get more accurate counts. Construction by NJDOT on US Route 29 in New Jersey had lane closures into December 2024, which may have affected counts. Traffic counts will continue to be monitored monthly.

2. On February 14, 2025, eastbound traffic detour was removed and the bridge was reopened to two-way traffic. Daily flagging of alternating traffic continued to occur under Contract No. TS-694A NH-L TSB Rehabilitation through April 2025. During Contract No. TS-694A NH-L TSB Rehabilitation, traffic counter was reconfigured to count WB traffic only in October 2024. Traffic counter was reconfigured for two-way traffic on Monday, March 3, 2025.

3. On February 20, 2025, westbound (PA bound) traffic detoured under Contract No. TS-642A U-F TSB Rehabilitation. Detour expected to remain in place until November 2025. Westbound traffic is detoured over the Upper Black Eddy-Milford TSB. Traffic counter was reconfigured to one-way eastbound (NJ bound) counts on Monday, March 3, 2025. Traffic counter to be relocated to a new pole as part of Contract No. TS-642A U-F TSB Rehabilitation.

4. Total traffic volume appears to be correct. However, based on the geometry on the bridge, the location of the traffic sensor, and the driving habits of motorists, we will continue to monitor the Eastbound/Westbound directional percentage split.

**Due to the narrowness of many of the toll-supported bridges, some vehicles drive over the centerline when there is no oncoming traffic, causing directional misclassification.*

**With the upgrade of the traffic counting sensors in 2023, there have been some significant drops in traffic counts at some locations. Commission Staff has been in communication with the vendor, Signal Service, and is working to adjust and verify the new sensors are reporting as accurate as possible. In doing so, we have identified the previous counters may have been inaccurate at times at some of the locations. This could be caused by a number of factors including being out of calibration, double counting due to microwave reflections and/or driver behavior (i.e. straddling the lane line when no opposing traffic is coming) and also the geometry at those specific sites. Signal Service has been to the sites and verified counts and the newer sensors are within a margin of error of 5-7%. Sites where our counts are 10-15% lower than previous years are believed to be as a result of more accurate counts. Sites with counts greater than 15% differences from last year are being examined, will be visited and recalibrated, or counter hardware will be physically moved to see if we can achieve better results. Once Signal Service and the Commission Staff agree the counts are accurate, they will serve as a new baseline for our traffic counts. Going forward, Signal Service will perform routine recalibrations and documented verification counts quarterly at the sites to assure the Commission that the counters are recording traffic accurately.*



Delaware River Joint Toll Bridge Commission Toll-Supported Bridge Traffic Counts April 2025

| Bridge | Eastbound | | | | Westbound | | | | Total Volume | |
|---|----------------|--------------|----------------|--------------|------------------|--------------|------------------|--------------|------------------|------------------|
| | April 2025 | | April 2024 | | April 2025 | | April 2024 | | April 2025 | April 2024 |
| | Volume | % of Total | Volume | % of Total | Volume | % of Total | Volume | % of Total | | |
| Lower Trenton | 89,767 | 16.7% | 89,987 | 16.0% | 447,963 | 83.3% | 470,941 | 84.0% | 537,730 | 560,928 |
| Calhoun Street ¹ | 218,085 | 40.6% | 204,371 | 40.1% | 319,715 | 59.4% | 305,812 | 59.9% | 537,800 | 510,183 |
| Washington Crossing | 62,658 | 32.0% | 75,519 | 36.5% | 133,288 | 68.0% | 131,372 | 63.5% | 195,946 | 206,891 |
| New Hope-Lambertville ² | 124,503 | 45.5% | - | 0.0% | 149,142 | 54.5% | 181,476 | 100.0% | 273,645 | 181,476 |
| Centre Bridge- Stockton | 61,587 | 40.0% | 61,625 | 45.0% | 92,225 | 60.0% | 75,321 | 55.0% | 153,812 | 136,946 |
| Uhlerstown-Frechtown ³ | 48,786 | 100.0% | 37,439 | 31.0% | - | 0.0% | 83,507 | 69.0% | 48,786 | 120,945 |
| Upper Black Eddy-Milford ^{3,4} | 72,208 | 48.0% | 57,361 | 55.7% | 78,254 | 52.0% | 45,659 | 44.3% | 150,462 | 103,020 |
| Riegelsville | 40,659 | 44.0% | 39,397 | 44.4% | 51,808 | 56.0% | 49,379 | 55.6% | 92,467 | 88,776 |
| Northampton Street | 169,636 | 30.4% | 170,533 | 31.2% | 389,245 | 69.6% | 376,374 | 68.8% | 558,881 | 546,907 |
| Riverton-Belvidere | 53,837 | 42.0% | 50,853 | 41.5% | 74,253 | 58.0% | 71,827 | 58.5% | 128,090 | 122,680 |
| Total | 941,726 | 35.2% | 787,085 | 30.5% | 1,735,893 | 64.8% | 1,791,667 | 69.5% | 2,677,619 | 2,578,752 |

NOTES:

- In 2024, traffic counter was recalibrated several times to get more accurate counts. Construction by NJDOT on US Route 29 in New Jersey had lane closures into December 2024, which may have affected counts. Traffic counts will continue to be monitored monthly.
- On February 14, 2025, eastbound traffic detour was removed and the bridge was reopened to two-way traffic. Daily flagging of alternating traffic continued to occur under Contract No. TS-694A NH-L TSB Rehabilitation through April 2025. During Contract No. TS-694A NH-L TSB Rehabilitation, traffic counter was reconfigured to count WB traffic only in October 2024. Traffic counter was reconfigured for two-way traffic on Monday, March 3, 2025.
- On February 20, 2025, westbound (PA bound) traffic detoured under Contract No. TS-642A U-F TSB Rehabilitation. Detour expected to remain in place until November 2025. Westbound traffic is detoured over the Upper Black Eddy-Milford TSB. Traffic counter was reconfigured to one-way eastbound (NJ bound) counts on Monday, March 3, 2025. Traffic counter to be relocated to a new pole as part of Contract No. TS-642A U-F TSB Rehabilitation.
- Total traffic volume appears to be correct. However, based on the geometry on the bridge, the location of the traffic sensor, and the driving habits of motorists, we will continue to monitor the Eastbound/Westbound directional percentage split.

**Due to the narrowness of many of the toll-supported bridges, some vehicles drive over the centerline when there is no oncoming traffic, causing directional misclassification.*

**With the upgrade of the traffic counting sensors in 2023, there have been some significant drops in traffic counts at some locations. Commission Staff has been in communication with the vendor, Signal Service, and is working to adjust and verify the new sensors are reporting as accurate as possible. In doing so, we have identified the previous counters may have been inaccurate at times at some of the locations. This could be caused by a number of factors including being out of calibration, double counting due to microwave reflections and/or driver behavior (i.e. straddling the lane line when no opposing traffic is coming) and also the geometry at those specific sites. Signal Service has been to the sites and verified counts and the newer sensors are within a margin of error of 5-7%. Sites where our counts are 10-15% lower than previous years are believed to be as a result of more accurate counts. Sites with counts greater than 15% differences from last year are being examined, will be visited and recalibrated, or counter hardware will be physically moved to see if we can achieve better results. Once Signal Service and the Commission Staff agree the counts are accurate, they will serve as a new baseline for our traffic counts. Going forward, Signal Service will perform routine recalibrations and documented verification counts quarterly at the sites to assure the Commission that the counters are recording traffic accurately.*



Delaware River Joint Toll Bridge Commission Toll Supported Bridge - Two Way Traffic Counts

April 2025

| Bridge | Total Volume | | | | | |
|---|------------------|------------------|-------------|------------------|------------------|-------------|
| | April 2025 | April 2024 | % Change | YTD 2025 | YTD 2024 | % Change |
| Lower Trenton | 537,730 | 560,928 | -4.1% | 2,040,106 | 2,126,601 | -4.1% |
| Calhoun Street ¹ | 537,800 | 510,183 | 5.4% | 2,057,476 | 1,839,943 | 11.8% |
| Washington Crossing | 195,946 | 206,891 | -5.3% | 734,085 | 740,658 | -0.9% |
| New Hope-Lambertville ² | 273,645 | 181,476 | 50.8% | 771,802 | 820,339 | -5.9% |
| Centre Bridge- Stockton | 153,812 | 136,946 | 12.3% | 547,144 | 489,816 | 11.7% |
| Uhlerstown-Frenchtown ³ | 48,786 | 120,945 | -59.7% | 274,161 | 491,391 | -44.2% |
| Upper Black Eddy-Milford ^{3,4} | 150,462 | 103,020 | 46.1% | 485,175 | 380,221 | 27.6% |
| Riegelsville | 92,467 | 88,776 | 4.2% | 325,067 | 322,222 | 0.9% |
| Northampton Street | 558,881 | 546,907 | 2.2% | 2,118,809 | 2,092,483 | 1.3% |
| Riverton-Belvidere | 128,090 | 122,680 | 4.4% | 467,433 | 441,464 | 5.9% |
| Total | 2,677,619 | 2,578,752 | 3.8% | 9,821,258 | 9,745,138 | 0.8% |

NOTES:

1. In 2024, traffic counter was recalibrated several times to get more accurate counts. Construction by NJDOT on US Route 29 in New Jersey had lane closures into December 2024, which may have affected counts. Traffic counts will continue to be monitored monthly.

2. On February 14, 2025, eastbound traffic detour was removed and the bridge was reopened to two-way traffic. Daily flagging of alternating traffic continued to occur under Contract No. TS-694A NH-L TSB Rehabilitation through April 2025. During Contract No. TS-694A NH-L TSB Rehabilitation, traffic counter was reconfigured to count WB traffic only in October 2024. Traffic counter was reconfigured for two-way traffic on Monday, March 3, 2025.

3. On February 20, 2025, westbound (PA bound) traffic detoured under Contract No. TS-642A U-F TSB Rehabilitation. Detour expected to remain in place until November 2025. Westbound traffic is detoured over the Upper Black Eddy-Milford TSB. Traffic counter was reconfigured to one-way eastbound (NJ bound) counts on Monday, March 3, 2025. Traffic counter to be relocated to a new pole as part of Contract No. TS-642A U-F TSB Rehabilitation.

4. Total traffic volume appears to be correct. However, based on the geometry on the bridge, the location of the traffic sensor, and the driving habits of motorists, we will continue to monitor the Eastbound/Westbound directional percentage split.

**Due to the narrowness of many of the toll-supported bridges, some vehicles drive over the centerline when there is no oncoming traffic, causing directional misclassification.*

**With the upgrade of the traffic counting sensors in 2023, there have been some significant drops in traffic counts at some locations. Commission Staff has been in communication with the vendor, Signal Service, and is working to adjust and verify the new sensors are reporting as accurate as possible. In doing so, we have identified the previous counters may have been inaccurate at times at some of the locations. This could be caused by a number of factors including being out of calibration, double counting due to microwave reflections and/or driver behavior (i.e. straddling the lane line when no opposing traffic is coming) and also the geometry at those specific sites. Signal Service has been to the sites and verified counts and the newer sensors are within a margin of error of 5-7%. Sites where our counts are 10-15% lower than previous years are believed to be as a result of more accurate counts. Sites with counts greater than 15% differences from last year are being examined, will be visited and recalibrated, or counter hardware will be physically moved to see if we can achieve better results. Once Signal Service and the Commission Staff agree the counts are accurate, they will serve as a new baseline for our traffic counts. Going forward, Signal Service will perform routine recalibrations and documented verification counts quarterly at the sites to assure the Commission that the counters are recording traffic accurately.*



Delaware River Joint Toll Bridge Commission Toll Bridge - Two Way Traffic Counts April 2025

| Bridge | Total Volume (all classes) | | | | | |
|------------------------------------|----------------------------|------------------|--------------|-------------------|-------------------|--------------|
| | April 2025 | April 2024 | % Change | YTD 2025 | YTD 2024 | % Change |
| Trenton-Morrisville ¹ | 1,622,797 | 1,623,279 | 0.0% | 6,060,100 | 6,066,960 | -0.1% |
| Scudder Falls | 1,446,595 | 1,408,408 | 2.7% | 5,357,594 | 5,252,235 | 2.0% |
| New Hope-Lambertville ² | 336,404 | 420,712 | -20.0% | 1,360,151 | 1,488,722 | -8.6% |
| Interstate 78 ³ | 2,051,012 | 1,931,915 | 6.2% | 7,326,299 | 7,182,977 | 2.0% |
| Easton - Phillipsburg | 1,072,484 | 1,027,049 | 4.4% | 3,954,748 | 3,906,663 | 1.2% |
| Portland-Columbia ^{4,5} | 191,831 | 225,721 | -15.0% | 731,065 | 875,011 | -16.5% |
| Delaware Water Gap ^{4,5} | 1,283,032 | 1,568,491 | -18.2% | 5,262,046 | 5,920,125 | -11.1% |
| Milford - Montague | 184,490 | 196,243 | -6.0% | 694,812 | 729,470 | -4.8% |
| Total | 8,188,645 | 8,401,818 | -2.5% | 30,746,815 | 31,422,163 | -2.1% |

NOTES:

1. Traffic counter lost power on Monday, April 7, 2025 at 11:37 pm. Power was restored on Friday, April 11, 2025 at 2:22 pm. Data interpolated from Monday 4/7/2025 - Friday 4/11/2025.

2. On January 30, 2024, eastbound traffic detour set in in place due to construction under Contract No. TS-694A NH-L TSB Rehabilitation. On February 17, 2025, NH-L TSB eastbound traffic detour was removed and the bridge was reopened to two-way traffic. Daily flagging of alternating traffic to continue to occur under Contract No. TS-694A NH-L TSB Rehabilitation through April 2025.

3. Construction for Contract T-766A I-78 NJ Roadway Rehabilitation and Power & Communication Infrastructure Improvements began on April 15, 2024. Work continues into April 2025 and includes daily lane closures.

4. On December 6, 2022, a portion of Route 611 North of Portland was closed indefinitely after a rockfall occurred in Delaware Water Gap Borough. On November 9, 2024, this portion of Route 611 was re-opened to traffic in a long-term temporary configuration of one lane, alternating via traffic signals. It will remain in this configuration until a permanent solution is decided on in the future.

5. Between December 2024 and March 2025, multiple sink holes appeared along the Interstate 80 (I-80) corridor near Wharton, NJ, about 35 miles East of the DWG Toll Bridge. On March 19, 2025, Interstate 80 was shut down in both directions. Effects of this can be seen in this month's traffic counts at Delaware Water Gap and Portland – Columbia Toll Bridges.

DELAWARE RIVER JOINT TOLL BRIDGE COMMISSION

Meeting of May 19th, 2025

STATISTICAL SUMMARY OF EXPENDITURES

There follow reports entitled “**Budget vs Actual**” covering the month of April 2025 relative to Toll Bridges, Toll Supported Bridges and Administration Departments.

Total operating expenses plus encumbrance totaled \$6,831,675 for the month of April. For the 2025 fiscal period, total expenses plus encumbrances amounted to \$28,770,797 which represents 79.91% of 2025 year-to-date operating budget.

There were no unusual expenses during the month.

Delaware River Joint Toll Bridge Commission
Budget vs Actual
For the Four Months Ending April 30, 2025

TOTAL COMMISSION

| | Annual Budget 2025 | YTD Budget 2025 | Expended For The Month | Expended Year To Date | Encumbered | Remaining Annual Budget |
|--------------------------------------|-----------------------------------|--------------------------------|---------------------------------------|--------------------------------------|--------------------|--|
| Regular Employee Salaries | \$27,551,941 | 8,557,017 | \$2,347,300 | \$8,267,647 | \$0 | \$19,284,294 |
| Part-Time Employee Wages | 579,342 | 259,784 | 0 | 56,675 | 0 | 522,667 |
| Overtime Wages | 2,912,290 | 974,952 | (266,425) | 607,271 | 0 | 2,305,020 |
| Pension Contributions | 10,188,616 | 3,156,953 | 640,935 | 2,685,569 | 0 | 7,503,047 |
| FICA Contributions | 2,458,505 | 761,746 | 167,921 | 717,964 | 0 | 1,740,541 |
| Regular Employee Healthcare Benefits | 14,780,447 | 4,937,705 | 871,047 | 3,817,688 | 0 | 10,962,759 |
| Life Insurance Benefits | 308,512 | 103,527 | 23,416 | 95,138 | 0 | 213,374 |
| Unemployment Compensation Benefits | 287,000 | 143,500 | 51,858 | 52,234 | 0 | 234,766 |
| Utility Expense | 1,128,639 | 538,843 | 59,600 | 319,378 | 83,763 | 725,499 |
| Office Expense | 390,286 | 164,955 | 17,447 | 61,633 | 56,469 | 272,183 |
| Telecommunication Expense | 1,700,709 | 609,341 | 131,258 | 467,900 | 31,087 | 1,201,722 |
| Information Technology Expense | 1,325,444 | 788,484 | 138,449 | 352,998 | 225,978 | 746,469 |
| Professional Development/Meetings | 782,669 | 375,178 | 33,525 | 101,385 | 259,006 | 422,278 |
| Vehicle Maintenance Expense and Fuel | 767,417 | 518,153 | 55,302 | 160,486 | 276,474 | 330,456 |
| Operations Maintenance Expense | 2,342,974 | 1,310,733 | 195,827 | 320,944 | 771,808 | 1,250,222 |
| ESS Operating Maintenance Expense | 1,500,000 | 500,010 | 69,851 | 247,833 | 23,565 | 1,228,602 |
| Commission Expense | 26,448 | 8,816 | 1,377 | 4,123 | 0 | 22,325 |
| Toll Collection Expense | 13,755 | 13,252 | 0 | 5,605 | 0 | 8,150 |
| Uniform Expense | 329,606 | 110,921 | 7,193 | 32,302 | 6,558 | 290,746 |
| Business Insurance | 6,390,459 | 2,055,194 | 491,782 | 1,817,755 | 0 | 4,572,704 |
| Licenses & Inspections Expense | 26,593 | 8,864 | 1,984 | 5,415 | 0 | 21,178 |
| Advertising | 66,458 | 15,486 | 846 | 3,069 | 0 | 63,390 |
| Professional Services | 4,209,512 | 1,447,377 | 79,555 | 323,656 | 7,500 | 3,878,356 |
| State Police Bridge Security | 8,058,398 | 2,686,186 | 622,389 | 2,465,607 | 0 | 5,592,791 |
| ETC Equip/Traffic Counter Maint | 1,500,000 | 500,102 | 76,836 | 384,846 | 7,506 | 1,107,648 |
| General Contingency | 500,000 | 166,675 | 0 | 0 | 0 | 500,000 |
| ETC Operating Expense | 15,879,666 | 5,293,328 | 1,029,817 | 3,645,962 | 0 | 12,233,703 |
| Total | \$106,005,685 | \$36,007,084 | \$6,849,090 | \$27,021,082 | \$1,749,715 | \$77,234,888 |

Delaware River Joint Toll Bridge Commission
Budget vs Actual
For the Four Months Ending April 30, 2025

ADMINISTRATION*

| | Annual Budget 2025 | YTD Budget 2025 | Expended For The Month | Expended Year To Date | Encumbered | Remaining Annual Budget |
|--------------------------------------|-----------------------------------|--------------------------------|---------------------------------------|--------------------------------------|-------------------|--|
| OPERATING EXPENSE | | | | | | |
| Regular Employee Salaries | \$6,736,631 | 2,074,578 | \$524,126 | \$2,078,911 | \$0 | \$4,657,721 |
| Part-Time Employee Wages | 472,000 | 157,336 | 0 | 0 | 0 | 472,000 |
| Overtime Wages | 10,101 | 3,367 | (12,626) | 920 | 0 | 9,181 |
| Pension Contributions | 2,158,834 | 664,230 | 147,224 | 591,953 | 0 | 1,566,881 |
| FICA Contributions | 521,633 | 160,496 | 38,664 | 159,262 | 0 | 362,371 |
| Regular Employee Healthcare Benefits | 2,854,332 | 953,448 | 158,862 | 679,089 | 0 | 2,175,243 |
| Life Insurance Benefits | 72,521 | 24,174 | 5,592 | 22,287 | 0 | 50,234 |
| Unemployment Compensation Benefits | 287,000 | 143,500 | 51,858 | 52,234 | 0 | 234,766 |
| Utility Expense | 148,700 | 64,215 | 223 | 61,880 | 0 | 86,820 |
| Office Expense | 266,425 | 123,144 | 12,930 | 48,281 | 39,215 | 178,929 |
| Telecommunication Expense | 166,319 | 56,905 | 8,894 | 35,757 | 0 | 130,562 |
| Information Technology Expense | 1,306,000 | 782,002 | 138,449 | 352,998 | 225,978 | 727,025 |
| Professional Development/Meetings | 636,707 | 327,573 | 28,301 | 92,666 | 259,006 | 285,035 |
| Vehicle Maintenance Expense and Fuel | 52,334 | 44,933 | 10,023 | 17,245 | 18,202 | 16,888 |
| Operations Maintenance Expense | 206,750 | 76,401 | 11,586 | 22,695 | 20,578 | 163,476 |
| Commission Expense | 26,448 | 8,816 | 1,377 | 4,123 | 0 | 22,325 |
| Uniform Expense | 10,747 | 3,583 | 0 | 586 | 1,452 | 8,710 |
| Business Insurance | 519,404 | 98,137 | 24,749 | (48,390) | 0 | 567,795 |
| Licenses & Inspections Expense | 500 | 167 | 0 | 104 | 0 | 396 |
| Advertising | 66,458 | 15,486 | 846 | 3,069 | 0 | 63,390 |
| Professional Services | 1,524,512 | 552,359 | 79,555 | 318,260 | 7,500 | 1,198,752 |
| General Contingency | 500,000 | 166,675 | 0 | 0 | 0 | 500,000 |
| OPERATING EXPENSE SUBTOTAL | \$18,544,359 | \$6,501,526 | \$1,230,634 | \$4,493,928 | \$571,930 | \$13,478,500 |
| ADM OPS AIIOCATION | | | | | | |
| TES Allocation | | | (125,460) | (460,653) | | |
| ADM OPS AIIOCATION SUBTOTAL | | | (\$125,460) | (\$460,653) | | |
| | | | \$0 | \$0 | | |
| TOTAL EXPENSES | | | \$1,105,174 | \$4,033,275 | | |

* Includes Executive, Human Resources, Accounting, EZPass, Purchasing, Information Technology, Community Affairs, Contract/Compliance, and Training & Employee Safety.

Delaware River Joint Toll Bridge Commission
Budget vs Actual
For the Four Months Ending April 30, 2025

ADMINISTRATION - OPERATIONS*

| | Annual Budget 2025 | YTD Budget 2025 | Expended For The Month | Expended Year To Date | Encumbered | Remaining Annual Budget |
|--------------------------------------|-----------------------------------|--------------------------------|---------------------------------------|--------------------------------------|-------------------|--|
| OPERATING EXPENSE | | | | | | |
| Regular Employee Salaries | \$4,349,098 | 1,312,618 | \$318,200 | \$1,293,757 | \$0 | \$3,055,341 |
| Overtime Wages | 348,988 | 116,622 | (4,867) | 77,210 | 0 | 271,778 |
| Pension Contributions | 1,973,952 | 609,342 | 146,127 | 605,541 | 0 | 1,368,411 |
| FICA Contributions | 474,120 | 146,357 | 33,772 | 141,819 | 0 | 332,302 |
| Regular Employee Healthcare Benefits | 2,334,846 | 780,028 | 139,039 | 596,492 | 0 | 1,738,355 |
| Life Insurance Benefits | 61,040 | 20,411 | 4,607 | 19,373 | 0 | 41,667 |
| Utility Expense | 118,800 | 50,636 | 2,326 | 2,383 | 0 | 116,417 |
| Office Expense | 52,924 | 17,642 | 1,906 | 7,637 | 3,099 | 42,189 |
| Telecommunication Expense | 174,703 | 68,664 | 13,622 | 34,406 | 0 | 140,296 |
| Professional Development/Meetings | 110,451 | 35,768 | 5,224 | 8,719 | 0 | 101,733 |
| Vehicle Maintenance Expense and Fuel | 125,000 | 81,667 | 7,000 | 21,935 | 58,566 | 44,499 |
| Operations Maintenance Expense | 463,395 | 382,516 | 75,329 | 82,143 | 295,132 | 86,121 |
| ESS Operating Maintenance Expense | 1,500,000 | 500,010 | 69,851 | 247,833 | 23,565 | 1,228,602 |
| Uniform Expense | 62,630 | 21,927 | 1,708 | 4,026 | 1,876 | 56,729 |
| Business Insurance | 343,071 | 114,359 | 27,413 | 109,652 | 0 | 233,418 |
| Licenses & Inspections Expense | 3,015 | 1,005 | 275 | 625 | 0 | 2,390 |
| Professional Services | 2,685,000 | 895,018 | 0 | 5,396 | 0 | 2,679,605 |
| OPERATING EXPENSE SUBTOTAL | \$15,181,033 | \$5,154,589 | \$841,531 | \$3,258,944 | \$382,237 | \$11,539,852 |
| ADM OPS AIIOCATION | | | | | | |
| TES Allocation | | | 21,830 | 80,155 | | |
| Toll Operation Allocation | | | (63,369) | (294,128) | | |
| Bridge Maint Allocation | | | (295,999) | (990,277) | | |
| PSBS Allocation | | | (409,226) | (1,656,673) | | |
| ADM OPS AIIOCATION SUBTOTAL | | | (\$746,764) | (\$2,860,923) | | |
| TOTAL EXPENSES | | | \$94,768 | \$398,021 | | |

* Includes Engineering, Maintenance/Toll Operation, Southern Region Maintenance Center, Public Safety and Bridge Security.

Delaware River Joint Toll Bridge Commission
Budget vs Actual
For the Four Months Ending April 30, 2025

SOUTHERN REGION TOLL BRIDGE

| | Annual Budget 2025 | YTD Budget 2025 | Expended For The Month | Expended Year To Date | Encumbered | Remaining Annual Budget |
|--------------------------------------|-----------------------------------|--------------------------------|---------------------------------------|--------------------------------------|-------------------|--|
| OPERATING EXPENSE | | | | | | |
| Regular Employee Salaries | \$3,425,617 | 1,079,044 | \$331,613 | \$1,009,413 | \$0 | \$2,416,203 |
| Part-Time Employee Wages | 30,000 | 30,000 | 0 | 20,946 | 0 | 9,054 |
| Overtime Wages | 606,912 | 203,275 | (68,300) | 113,778 | 0 | 493,134 |
| Pension Contributions | 1,283,898 | 400,290 | 77,196 | 322,607 | 0 | 961,291 |
| FICA Contributions | 310,672 | 96,851 | 19,983 | 86,909 | 0 | 223,763 |
| Regular Employee Healthcare Benefits | 1,881,896 | 628,701 | 112,608 | 508,356 | 0 | 1,373,540 |
| Life Insurance Benefits | 37,384 | 12,627 | 2,812 | 11,306 | 0 | 26,078 |
| Utility Expense | 287,505 | 137,285 | 23,828 | 90,423 | 11,660 | 185,422 |
| Office Expense | 25,305 | 8,435 | 461 | 1,545 | 6,898 | 16,861 |
| Telecommunication Expense | 221,119 | 84,476 | 17,357 | 62,499 | 0 | 158,621 |
| Information Technology Expense | 8,679 | 2,893 | 0 | 0 | 0 | 8,679 |
| Professional Development/Meetings | 6,993 | 2,331 | 0 | 0 | 0 | 6,993 |
| Vehicle Maintenance Expense and Fuel | 242,458 | 157,331 | 14,709 | 30,947 | 69,147 | 142,364 |
| Operations Maintenance Expense | 428,511 | 186,873 | 26,907 | 52,223 | 74,205 | 302,083 |
| Toll Collection Expense | 4,279 | 4,160 | 0 | 1,662 | 0 | 2,617 |
| Uniform Expense | 82,555 | 27,519 | 878 | 13,055 | 3,216 | 66,284 |
| Business Insurance | 2,213,818 | 737,954 | 175,115 | 698,477 | 0 | 1,515,342 |
| Licenses & Inspections Expense | 5,015 | 1,672 | 486 | 856 | 0 | 4,159 |
| State Police Bridge Security | 2,485,813 | 828,621 | 192,007 | 760,640 | 0 | 1,725,173 |
| ETC Equipment/Traffic Counter Maint | 523,333 | 174,463 | 10,781 | 118,541 | 1,251 | 403,541 |
| ETC Operating Expense | 6,314,931 | 2,105,019 | 409,706 | 1,450,294 | 0 | 4,864,637 |
| OPERATING EXPENSE SUBTOTAL | \$20,426,692 | \$6,909,819 | \$1,348,147 | \$5,354,478 | \$166,377 | \$14,905,837 |
| ADM OPS AIIOCATION | | | | | | |
| TES Allocation | | | 29,391 | 107,916 | | |
| Toll Operation Allocation | | | 23,542 | 109,269 | | |
| Bridge Maint Allocation | | | 167,390 | 530,446 | | |
| PSBS Allocation | | | 118,860 | 480,949 | | |
| ADM OPS AIIOCATION SUBTOTAL | | | \$339,183 | \$1,228,580 | | |
| TOTAL EXPENSES | | | \$1,687,329 | \$6,583,058 | | |

Delaware River Joint Toll Bridge Commission
Budget vs Actual
For the Four Months Ending April 30, 2025

CENTRAL REGION TOLL BRIDGE

| | Annual Budget 2025 | YTD Budget 2025 | Expended For The Month | Expended Year To Date | Encumbered | Remaining Annual Budget |
|--------------------------------------|-----------------------------------|--------------------------------|---------------------------------------|--------------------------------------|-------------------|--|
| OPERATING EXPENSE | | | | | | |
| Regular Employee Salaries | \$3,374,610 | 1,068,125 | \$298,892 | \$983,729 | \$0 | \$2,390,881 |
| Part-Time Employee Wages | 30,000 | 30,000 | 0 | 20,553 | 0 | 9,447 |
| Overtime Wages | 331,767 | 112,094 | (54,341) | 86,321 | 0 | 245,446 |
| Pension Contributions | 1,179,763 | 368,695 | 74,457 | 317,452 | 0 | 862,311 |
| FICA Contributions | 285,660 | 89,262 | 18,606 | 83,033 | 0 | 202,628 |
| Regular Employee Healthcare Benefits | 1,821,254 | 608,430 | 107,815 | 495,024 | 0 | 1,326,230 |
| Life Insurance Benefits | 35,356 | 11,960 | 2,703 | 10,972 | 0 | 24,384 |
| Utility Expense | 299,746 | 158,122 | 15,418 | 87,895 | 49,586 | 162,264 |
| Office Expense | 12,178 | 4,583 | 1,127 | 2,228 | 3,725 | 6,225 |
| Telecommunication Expense | 478,370 | 168,094 | 35,948 | 141,195 | 31,087 | 306,089 |
| Information Technology Expense | 4,503 | 1,501 | 0 | 0 | 0 | 4,503 |
| Professional Development/Meetings | 14,498 | 4,833 | 0 | 0 | 0 | 14,498 |
| Vehicle Maintenance Expense and Fuel | 176,882 | 128,832 | 13,185 | 50,985 | 73,232 | 52,664 |
| Operations Maintenance Expense | 551,277 | 314,818 | (12,642) | 7,242 | 275,882 | 268,153 |
| Toll Collection Expense | 6,981 | 6,794 | 0 | 2,937 | 0 | 4,043 |
| Uniform Expense | 57,627 | 19,209 | 3,179 | 8,867 | 15 | 48,745 |
| Business Insurance | 1,254,985 | 418,337 | 100,385 | 401,541 | 0 | 853,444 |
| Licenses & Inspections Expense | 4,247 | 1,416 | 517 | 1,649 | 0 | 2,598 |
| State Police Bridge Security | 2,185,638 | 728,561 | 168,792 | 668,673 | 0 | 1,516,965 |
| ETC Equipment/Traffic Counter Maint | 442,222 | 147,421 | 30,276 | 121,381 | 834 | 320,007 |
| ETC Operating Expense | 5,322,980 | 1,774,362 | 348,237 | 1,229,765 | 0 | 4,093,214 |
| OPERATING EXPENSE SUBTOTAL | \$17,870,541 | \$6,165,448 | \$1,152,555 | \$4,721,442 | \$434,360 | \$12,714,739 |
| ADM OPS AIIOCATION | | | | | | |
| TES Allocation | | | 25,664 | 94,231 | | |
| Toll Operation Allocation | | | 20,557 | 95,415 | | |
| Bridge Maint Allocation | | | 24,307 | 98,598 | | |
| PSBS Allocation | | | 90,706 | 368,060 | | |
| ADM OPS AIIOCATION SUBTOTAL | | | \$161,234 | \$656,304 | | |
| TOTAL EXPENSES | | | \$1,313,789 | \$5,377,746 | | |

Delaware River Joint Toll Bridge Commission
Budget vs Actual
For the Four Months Ending April 30, 2025

NORTHERN REGION TOLL BRIDGE

| | Annual Budget 2025 | YTD Budget 2025 | Expended For The Month | Expended Year To Date | Encumbered | Remaining Annual Budget |
|--------------------------------------|-----------------------------------|--------------------------------|---------------------------------------|--------------------------------------|-------------------|--|
| OPERATING EXPENSE | | | | | | |
| Regular Employee Salaries | \$3,720,105 | 1,177,628 | \$341,270 | \$1,126,966 | \$0 | \$2,593,139 |
| Part-Time Employee Wages | 40,000 | 40,000 | 0 | 15,176 | 0 | 24,824 |
| Overtime Wages | 462,515 | 155,532 | (64,817) | 112,740 | 0 | 349,776 |
| Pension Contributions | 1,331,516 | 418,006 | 82,942 | 368,656 | 0 | 962,860 |
| FICA Contributions | 322,875 | 101,342 | 21,035 | 95,538 | 0 | 227,336 |
| Regular Employee Healthcare Benefits | 2,079,641 | 694,759 | 124,218 | 558,002 | 0 | 1,521,639 |
| Life Insurance Benefits | 39,425 | 13,399 | 2,842 | 11,790 | 0 | 27,635 |
| Utility Expense | 176,769 | 94,338 | 10,835 | 49,599 | 22,517 | 104,653 |
| Office Expense | 11,718 | 3,906 | 1,023 | 1,942 | 3,532 | 6,244 |
| Telecommunication Expense | 386,067 | 138,003 | 33,515 | 110,290 | 0 | 275,777 |
| Information Technology Expense | 6,262 | 2,088 | 0 | 0 | 0 | 6,262 |
| Professional Development/Meetings | 8,747 | 2,916 | 0 | 0 | 0 | 8,747 |
| Vehicle Maintenance Expense and Fuel | 155,167 | 99,046 | 10,384 | 40,772 | 57,028 | 57,366 |
| Operations Maintenance Expense | 538,954 | 286,552 | 79,322 | 130,378 | 90,651 | 317,926 |
| Toll Collection Expense | 2,495 | 2,298 | 0 | 1,006 | 0 | 1,489 |
| Uniform Expense | 66,069 | 22,023 | 797 | 2,265 | 0 | 63,803 |
| Business Insurance | 1,158,115 | 386,046 | 92,586 | 370,345 | 0 | 787,770 |
| Licenses & Inspections Expense | 4,420 | 1,473 | 533 | 1,457 | 0 | 2,963 |
| State Police Bridge Security | 1,497,868 | 499,299 | 115,702 | 458,356 | 0 | 1,039,512 |
| ETC Equipment/Traffic Counter Maint | 523,333 | 174,463 | 35,779 | 143,533 | 1,251 | 378,549 |
| ETC Operating Expense | 4,241,755 | 1,413,947 | 271,874 | 965,903 | 0 | 3,275,852 |
| OPERATING EXPENSE SUBTOTAL | \$16,773,818 | \$5,727,066 | \$1,159,839 | \$4,564,715 | \$174,979 | \$12,034,124 |
| ADM OPS AIIOCATION | | | | | | |
| TES Allocation | | | 24,036 | 88,254 | | |
| Toll Operation Allocation | | | 19,271 | 89,444 | | |
| Bridge Maint Allocation | | | 22,842 | 92,658 | | |
| PSBS Allocation | | | 85,058 | 345,140 | | |
| ADM OPS AIIOCATION SUBTOTAL | | | \$151,207 | \$615,496 | | |
| TOTAL EXPENSES | | | \$1,311,046 | \$5,180,211 | | |

Delaware River Joint Toll Bridge Commission
Budget vs Actual
For the Four Months Ending April 30, 2025

SOUTHERN DIVISION TOLL SUPPORTED BRIDGES

| | Annual Budget 2025 | YTD Budget 2025 | Expended For The Month | Expended Year To Date | Encumbered | Remaining Annual Budget |
|--------------------------------------|-----------------------------------|--------------------------------|---------------------------------------|--------------------------------------|-------------------|--|
| OPERATING EXPENSE | | | | | | |
| Regular Employee Salaries | \$2,765,453 | 856,900 | \$287,794 | \$829,522 | \$0 | \$1,935,931 |
| Part-Time Employee Wages | 3,671 | 1,224 | 0 | 0 | 0 | 3,671 |
| Overtime Wages | 552,172 | 184,061 | (63,392) | 108,221 | 0 | 443,951 |
| Pension Contributions | 1,056,664 | 325,114 | 50,921 | 212,073 | 0 | 844,590 |
| FICA Contributions | 254,079 | 78,175 | 17,053 | 71,277 | 0 | 182,802 |
| Regular Employee Healthcare Benefits | 1,875,532 | 626,580 | 113,291 | 486,463 | 0 | 1,389,069 |
| Life Insurance Benefits | 29,178 | 9,726 | 2,307 | 9,002 | 0 | 20,176 |
| Utility Expense | 56,857 | 21,251 | 4,440 | 15,730 | 0 | 41,128 |
| Office Expense | 11,500 | 3,834 | 0 | 0 | 0 | 11,500 |
| Telecommunication Expense | 72,349 | 24,117 | 5,091 | 22,287 | 0 | 50,062 |
| Professional Development/Meetings | 3,025 | 1,008 | 0 | 0 | 0 | 3,025 |
| Vehicle Maintenance Expense and Fuel | 8,384 | 3,947 | 0 | (1,399) | 300 | 9,483 |
| Operations Maintenance Expense | 88,298 | 32,078 | 10,251 | 16,674 | 6,878 | 64,746 |
| Uniform Expense | 25,072 | 8,358 | 241 | 1,139 | 0 | 23,933 |
| Business Insurance | 537,056 | 179,022 | 42,548 | 170,192 | 0 | 366,864 |
| Licenses & Inspections Expense | 5,370 | 1,790 | 109 | 213 | 0 | 5,157 |
| State Police Bridge Security | 1,149,840 | 383,288 | 88,753 | 351,596 | 0 | 798,244 |
| ETC Equipment/Traffic Counter Maint | 5,556 | 1,877 | 0 | 695 | 2,085 | 2,776 |
| OPERATING EXPENSE SUBTOTAL | \$8,500,056 | \$2,742,349 | \$559,406 | \$2,293,685 | \$9,263 | \$6,197,108 |
| ADM OPS AIIOCATION | | | | | | |
| TES Allocation | | | 12,231 | 44,909 | | |
| Bridge Maint Allocation | | | 69,725 | 220,970 | | |
| PSBS Allocation | | | 56,959 | 229,883 | | |
| ADM OPS AIIOCATION SUBTOTAL | | | \$138,915 | \$495,763 | | |
| TOTAL EXPENSES | | | \$698,321 | \$2,789,448 | | |

Delaware River Joint Toll Bridge Commission
Budget vs Actual
For the Four Months Ending April 30, 2025

NORTHERN DIVISION TOLL SUPPORTED BRIDGES

| | Annual Budget 2025 | YTD Budget 2025 | Expended For The Month | Expended Year To Date | Encumbered | Remaining Annual Budget |
|--------------------------------------|-----------------------------------|--------------------------------|---------------------------------------|--------------------------------------|-------------------|--|
| OPERATING EXPENSE | | | | | | |
| Regular Employee Salaries | \$3,121,027 | 969,848 | \$245,404 | \$945,350 | \$0 | \$2,175,678 |
| Part-Time Employee Wages | 3,671 | 1,224 | 0 | 0 | 0 | 3,671 |
| Overtime Wages | 599,836 | 200,001 | 1,917 | 108,082 | 0 | 491,754 |
| Pension Contributions | 1,185,070 | 365,454 | 62,068 | 267,285 | 0 | 917,785 |
| FICA Contributions | 284,921 | 87,864 | 18,809 | 80,127 | 0 | 204,794 |
| Regular Employee Healthcare Benefits | 1,913,808 | 639,367 | 115,215 | 494,262 | 0 | 1,419,546 |
| Life Insurance Benefits | 32,990 | 11,024 | 2,554 | 10,407 | 0 | 22,583 |
| Utility Expense | 40,263 | 12,996 | 2,529 | 11,469 | 0 | 28,794 |
| Office Expense | 10,235 | 3,412 | 0 | 0 | 0 | 10,235 |
| Telecommunication Expense | 201,782 | 69,082 | 16,831 | 61,467 | 0 | 140,316 |
| Professional Development/Meetings | 2,247 | 749 | 0 | 0 | 0 | 2,247 |
| Vehicle Maintenance Expense and Fuel | 7,191 | 2,397 | 0 | 0 | 0 | 7,191 |
| Operations Maintenance Expense | 65,789 | 31,496 | 5,075 | 9,589 | 8,483 | 47,717 |
| Uniform Expense | 24,906 | 8,302 | 391 | 2,364 | 0 | 22,542 |
| Business Insurance | 364,010 | 121,339 | 28,985 | 115,939 | 0 | 248,070 |
| Licenses & Inspections Expense | 4,025 | 1,342 | 64 | 511 | 0 | 3,514 |
| State Police Bridge Security | 739,239 | 246,418 | 57,135 | 226,343 | 0 | 512,896 |
| ETC Equipment/Traffic Counter Maint | 5,556 | 1,877 | 0 | 695 | 2,085 | 2,776 |
| OPERATING EXPENSE SUBTOTAL | \$8,606,567 | \$2,774,192 | \$556,977 | \$2,333,890 | \$10,568 | \$6,262,109 |
| ADM OPS AIIOCATION | | | | | | |
| TES Allocation | | | 12,307 | 45,188 | | |
| Bridge Maint Allocation | | | 11,736 | 47,605 | | |
| PSBS Allocation | | | 57,642 | 232,640 | | |
| ADM OPS AIIOCATION SUBTOTAL | | | \$81,685 | \$325,433 | | |
| TOTAL EXPENSES | | | \$638,662 | \$2,659,324 | | |

DELAWARE RIVER JOINT TOLL BRIDGE COMMISSION SYSTEM
STATEMENT OF REVENUE AND EXPENSES FOR THE FOUR MONTHS ENDED APRIL 30, 2025

| | Southern Toll Bridges | Central Toll Bridges | Northern Toll Bridges | Toll Bridges Subtotal | Southern Region TSB | Northern Region TSB | TSB Subtotal | Administration Operation | Administration Administrative | ADM Subtotal | TOTAL 2025 | TOTAL 2024 |
|---|--------------------------|-------------------------|--------------------------|--------------------------|------------------------|------------------------|----------------------|-----------------------------|----------------------------------|----------------------|----------------------|-----------------------|
| TOLL REVENUE | | | | | | | | | | | | |
| Net Toll Revenue | 15,376,310 | 30,331,764 | 14,906,486 | 60,614,560 | - | - | - | - | - | - | 60,614,560 | 62,351,498 |
| EZPass Fee | 262,133 | 536,298 | 287,322 | 1,085,752 | - | - | - | - | - | - | 1,085,752 | 1,165,732 |
| Net Violation Fee Income | 425,324 | (219,102) | 959,269 | 1,165,491 | - | - | - | - | - | - | 1,165,491 | 3,378,060 |
| REVENUE FROM TOLL | \$ 16,063,767 | \$ 30,648,960 | \$ 16,153,077 | \$ 62,865,804 | \$ - | \$ - | \$ - | \$ - | \$ - | \$ - | \$ 62,865,804 | \$ 66,895,290 |
| OPERATING EXPENSE | | | | | | | | | | | | |
| Regular Employee Salaries | 1,009,413 | 983,729 | 1,126,966 | 3,120,108 | 829,522 | 945,350 | 1,774,872 | 1,293,757 | 2,078,911 | 3,372,667 | 8,267,647 | 8,340,612 |
| Part-Time Employee Wages | 20,946 | 20,553 | 15,176 | 56,675 | - | - | - | - | - | - | 56,675 | 313,184 |
| Summer Employee Wages | - | - | - | - | - | - | - | - | - | - | - | - |
| Overtime Wages | 113,778 | 86,321 | 112,740 | 312,838 | 108,221 | 108,082 | 216,303 | 77,210 | 920 | 78,130 | 607,271 | 36,274 |
| Pension Contributions | 322,607 | 317,452 | 368,656 | 1,008,716 | 212,073 | 267,285 | 479,359 | 605,541 | 591,953 | 1,197,494 | 2,685,569 | 2,691,684 |
| FICA Contributions | 86,909 | 83,033 | 95,538 | 265,480 | 71,277 | 80,127 | 151,404 | 141,819 | 159,262 | 301,080 | 717,964 | 695,487 |
| Regular Employee Healthcare Benefits | 508,356 | 495,024 | 558,002 | 1,561,382 | 486,463 | 494,262 | 980,726 | 596,492 | 679,089 | 1,275,580 | 3,817,688 | 3,542,305 |
| Life Insurance Benefits | 11,306 | 10,972 | 11,790 | 34,068 | 9,002 | 10,407 | 19,410 | 19,373 | 22,287 | 41,660 | 95,138 | 95,061 |
| Unemployment Compensation Benefits | - | - | - | - | - | - | - | - | 52,234 | 52,234 | 52,234 | 8,022 |
| Utility Expense | 90,423 | 87,895 | 49,599 | 227,917 | 15,730 | 11,469 | 27,198 | 2,383 | 61,880 | 64,262 | 319,378 | 268,586 |
| Office Expense | 1,545 | 2,228 | 1,942 | 5,715 | - | - | - | 7,637 | 48,281 | 55,918 | 61,633 | 96,735 |
| Telecommunication Expense | 62,499 | 141,195 | 110,290 | 313,983 | 22,287 | 61,467 | 83,754 | 34,406 | 35,757 | 70,163 | 467,900 | 429,818 |
| Information Technology Expense | - | - | - | - | - | - | - | - | 352,998 | 352,998 | 352,998 | 304,429 |
| Professional Development/Meetings | - | - | - | - | - | - | - | 8,719 | 92,666 | 101,385 | 101,385 | 80,286 |
| Vehicle Maintenance Expense and Fuel | 30,947 | 50,985 | 40,772 | 122,704 | (1,399) | - | (1,399) | 21,935 | 17,245 | 39,180 | 160,486 | 184,184 |
| Operations Maintenance Expense | 52,223 | 7,242 | 130,378 | 189,843 | 16,674 | 9,589 | 26,263 | 82,143 | 22,695 | 104,838 | 320,944 | 312,292 |
| ESS Operating Maintenance Expense | - | - | - | - | - | - | - | 247,833 | - | 247,833 | 247,833 | 285,786 |
| Commission Expense | - | - | - | - | - | - | - | - | 4,123 | 4,123 | 4,123 | 4,188 |
| Toll Collection Expense | 1,662 | 2,937 | 1,006 | 5,605 | - | - | - | - | - | - | 5,605 | 24,778 |
| Uniform Expense | 13,055 | 8,867 | 2,265 | 24,187 | 1,139 | 2,364 | 3,503 | 4,026 | 586 | 4,611 | 32,302 | 36,178 |
| Business Insurance | 698,477 | 401,541 | 370,345 | 1,470,362 | 170,192 | 115,939 | 286,131 | 109,652 | (48,390) | 61,262 | 1,817,755 | 1,889,513 |
| Licenses & Inspections Expense | 856 | 1,649 | 1,457 | 3,962 | 213 | 511 | 724 | 625 | 104 | 729 | 5,415 | 4,860 |
| Advertising | - | - | - | - | - | - | - | - | 3,069 | 3,069 | 3,069 | 6,132 |
| Professional Services | - | - | - | - | - | - | - | 5,396 | 318,260 | 323,656 | 323,656 | 366,158 |
| State Police Bridge Security | 760,640 | 668,673 | 458,356 | 1,887,669 | 351,596 | 226,343 | 577,938 | - | - | - | 2,465,607 | 2,380,163 |
| ETC Equip/Traffic Counter Maint | 118,541 | 121,381 | 143,533 | 383,456 | 695 | 695 | 1,390 | - | - | - | 384,846 | 403,826 |
| General Contingency | - | - | - | - | - | - | - | - | - | - | - | - |
| ETC Operating Expense | 1,450,294 | 1,229,765 | 965,903 | 3,645,962 | - | - | - | - | - | - | 3,645,962 | 3,015,104 |
| TOTAL OP., MAINT., & ADM | \$ 5,354,478 | \$ 4,721,442 | \$ 4,564,715 | \$ 14,640,635 | \$ 2,293,685 | \$ 2,333,890 | \$ 4,627,576 | \$ 3,258,944 | \$ 4,493,928 | \$ 7,752,872 | \$ 27,021,082 | \$ 25,815,643 |
| ADM OPS ALLOCATION | | | | | | | | | | | | |
| TES Allocation | 107,916 | 94,231 | 88,254 | 290,401 | 44,909 | 45,188 | 90,097 | 80,155 | (460,653) | (380,498) | - | - |
| Toll Ops Allocation | 109,269 | 95,415 | 89,444 | 294,128 | - | - | - | (294,128) | - | (294,128) | - | - |
| Bridge Maint Allocation | 530,446 | 98,598 | 92,658 | 721,702 | 220,970 | 47,605 | 268,575 | (990,277) | - | (990,277) | - | - |
| Maint/Toll Allocation | - | - | - | - | - | - | - | - | - | - | - | - |
| PSBS Allocation | 480,949 | 368,060 | 345,140 | 1,194,149 | 229,883 | 232,640 | 462,524 | (1,656,673) | - | (1,656,673) | - | - |
| TOTAL ADM OPS ALLOCATION | \$ 1,228,580 | \$ 656,304 | \$ 615,496 | \$ 2,500,380 | \$ 495,763 | \$ 325,433 | \$ 821,196 | \$(2,860,923) | \$(460,653) | \$(3,321,577) | \$ - | \$ - |
| OTHER OPERATING INC/EXP | | | | | | | | | | | | |
| Other Operating Income | - | 2,287 | - | 2,287 | - | - | - | - | 270,379 | 270,379 | 272,666 | 241,596 |
| TOTAL OTHER OP INC | \$ - | \$ 2,287 | \$ - | \$ 2,287 | \$ - | \$ - | \$ - | \$ - | \$ 270,379 | \$ 270,379 | \$ 272,666 | \$ 241,596 |
| NET OPERATING INC | \$ 9,480,709 | \$ 25,273,500 | \$ 10,972,866 | \$ 45,727,076 | \$(2,789,448) | \$(2,659,324) | \$(5,448,772) | \$(398,021) | \$(3,762,896) | \$(4,160,917) | \$ 36,117,387 | \$ 41,321,243 |
| NON-OPERATING REV/EXP | | | | | | | | | | | | |
| Interest Revenue & Unrealized Gain/Loss | - | - | - | - | - | - | - | - | - | - | 5,765,276 | 3,605,258 |
| Other Non-Operating Revenue | - | - | - | - | - | - | - | - | - | - | 400 | - |
| Interest Expense | - | - | - | - | - | - | - | - | - | - | (8,521,145) | (8,692,009) |
| Depreciation Expense | - | - | - | - | - | - | - | - | - | - | (6,045,801) | (6,192,615) |
| TOTAL NON-OPS REV/EXP | \$ - | \$ - | \$ - | \$ - | \$ - | \$ - | \$ - | \$ - | \$ - | \$ - | \$(8,801,270) | \$(11,279,365) |
| CHANGE IN NET ASSETS | \$ - | \$ - | \$ - | \$ - | \$ - | \$ - | \$ - | \$ - | \$ - | \$ - | \$ 27,316,117 | \$ 30,041,878 |

DELAWARE RIVER JOINT TOLL BRIDGE COMMISSION

Meeting of May 19, 2025

ADMINISTRATION

The following Pages reflect the reports on those items assigned to the Administration Department. Each item is reported separately and page numbered accordingly.

DELAWARE RIVER JOINT TOLL BRIDGE COMMISSION

Meeting May 19, 2025

PURCHASING REPORT INDEX

MONTH OF APRIL 2025

| SUBJECT | DESCRIPTION | PAGE NUMBER |
|----------------|--|------------------------|
| Purchasing | Monthly Purchasing Report covering the month of April 2025 | 1-6 |

DELAWARE RIVER JOINT TOLL BRIDGE COMMISSION

Meeting of May 19, 2025

MONTHLY PURCHASING REPORT

Month of April 2025

This report itemizes all orders for purchases made for the month of April 2025, showing the divisions chargeable for the expense and the source of authority for issuance of the Purchase Order. This authority is broken into three categories:

- (1) By authority of the Commission
- (2) By authority of the Executive Director or his designate
- (3) By authority of the Director

The purchasing activities for the month of April 2025, culminated in the preparation and placement of 80 purchase orders in the total amount of \$902,218.86. There were no quotes sent out for the month of April.

Significant procurements are shown below:

- One (1) Purchase Order was issued, in the total amount of \$242,490.24 for the network hardware refresh project;
- One (1) Purchase Order was issued, in the total amount of \$156,000.00 for educational and training services;
- One (1) Purchase Order was issued, in the total amount of \$132,228.00 for a bucket van for I-78;
- One (1) Purchase Order was issued, in the total amount of \$87,750.00 for public safety mobile data terminals for CAD;
- One (1) Purchase Order was issued, in the total amount of \$54,244.00 for desktop computers for TM project.

In addition to the practices employed incidental to purchase of materials, etc., from vendors on a direct basis, the Commission also purchases via direct utilization of the purchasing processes of the State of New Jersey, the Commonwealth of Pennsylvania and other joint purchasing arrangements.

**DELAWARE RIVER JOINT TOLL BRIDGE COMMISSION
REPORT OF PURCHASING ACTIVITIES**

April 2025

| PO Number | Vendor Name | General Description | Req Dept | Contract/Resolution/ Comment | ** BY AUTHORITY OF ** | |
|-----------|---|---|----------|---------------------------------|-----------------------|---------------------------|
| | | | | | Commission | Director of Purchasing |
| 20250237 | WASTE MANAGEMENT | SWEEPER DISPOSAL | SFT | | | 1,131.06 |
| 20250238 | NORTHERN NURSURIES INC | REPLACEMENT SHRUBS/ BUSHES | DWG | | | 2,101.40 |
| 20250239 | GRAINGER | GRAINGER-PORTABLE TABLE SAW | NHL | OMNIA 16154 | | 708.00 |
| 20250240 | GRAINGER | GRAINGER-CORDLESS MITER SAW | NHL | OMNIA 16154 | | 574.76 |
| 20250241 | GRAINGER | 2025 SMALL TOOLS-(EP) | EP | OMNIA 16154 | | 1,854.07 |
| 20250242 | GRAINGER | REPLACEMENT WIRE (HIGHWAY LIGHTS) | DWG | NJM-0002 | | 3,568.40 |
| 20250243 | GREEN POND NURSERY INC. | 2025 LANDSCAPING MATERIALS FOR EP | EP | | | 2,490.00 |
| 20250244 | OFFICE BASICS | JANITORIAL SUPPLIES | SFT | | | 8,049.37 |
| 20250245 | SUPER HEAT INC | BOILER REPAIR | PC | | | 1,476.48 |
| 20250246 | VERSALIFT EAST, INC. | 178- V&E#2025-210-N-01-2025 ESS BUCKET VAN | 178 | | 132,228.00 | |
| | CAPITAL RESERVE | | | | | |
| 20250247 | FYR-FYTER SALES & SERVICE, INC. | FIRE EXTINGUISHER INSPECTION | EP | NJ T-0576 | | 375.00 |
| 20250248 | BOUNTIFUL ACRES | BOUNTIFUL ACRES-ROUND STONE-NHL | NHL | | | 1,584.00 |
| 20250249 | SCHINDLER ELEVATOR CORPORATION | ELEVATOR, MAINTENANCE, REPAIR, INSPECTION AND INST | AB SF | | | 1,393.88 |
| 20250250 | SCHINDLER ELEVATOR CORPORATION | SCHINDLER ELEVATOR CORPORATION-PREVENTIVE MAINT. | MULTI | | | 8,176.35 |
| 20250251 | TRANSEdge TRUCK CENTERS - STROUDSBURG (MACK) | PC- MACK REPAIR PARTS- INVOICE | PC | | | 2,572.17 |
| 20250252 | QWICK KURB, INC. | BOLLARD REPLACEMNT SF | SFT | | | 1,545.60 |
| 20250253 | FOX LEDGE WATER | BOTTLED WATER (MM) | MM | | | 599.00 |
| 20250254 | DOI-USGS | USGS RIVER GAUGE CONTRACT | MULTI | | | 12,062.50 |
| 20250255 | FASTENAL COMPANY | FASTENERS: BOLTS, NUTS, PINS, RIVETS, SCREWS, ETC. | EP | | | 1,623.62 |

**DELAWARE RIVER JOINT TOLL BRIDGE COMMISSION
REPORT OF PURCHASING ACTIVITIES**

April 2025

| PO Number | Vendor Name | General Description | Req Dept | Contract/Resolution/ Comment | ** BY AUTHORITY OF ** | | |
|-----------|--|---|----------|---------------------------------|------------------------------|---------------------------|----------|
| | | | | | Commission | Director of Purchasing | Director |
| 20250256 | TIGERTOUGH | SF- V&E# 2018-115-N-01-2025- SEAT COVERS-RAM 5500 | SFT | | 407.02 | | |
| | CAPITAL RESERVE | | | | | | |
| 20250257 | TIGERTOUGH | 178-V&E# 2025-210-N-01-2025 SEAT COVERS-ESS VAN | 178 | | 341.22 | | |
| | CAPITAL RESERVE | | | | | | |
| 20250258 | ORKIN PEST CONTROL | PEST CONTROL VARIOUS LOCATIONS | MULTI | | | 7,365.00 | |
| 20250259 | THE ANDERSONS REED AND PERRINE LAWN PRODUCTS, LLC | GROUNDS LANDSCAPE SUPPLIES-(178) | 178 | | | 380.28 | |
| 20250260 | GRAINGER | Safety Shoe Program | TES | | | 2,076.09 | |
| 20250261 | JTECHUSA | NHL- HYD MOTOR ASSEMBLY- J-TECH- QUOTE | NHL | | | 1,539.10 | |
| 20250262 | GRAINGER | FIRST AID SUPPLIES -Portable Packs/Bridge Monitors | TES | | | 1,335.00 | |
| 20250263 | GRAINGER | AUTO REPAIR / PARTS | SRMC | | | 2,119.17 | |
| 20250264 | J. FLETCHER CREAMER & SONS , INC | GUIDE RAIL & ATTENUATOR RPLCMNT SRVC | EP | TTS-783A | | 5,000.00 | |
| 20250265 | J. FLETCHER CREAMER & SONS , INC | GUIDE RAIL & ATTENUATOR RPLCMNT SRVC | EP | TTS-783A | | 16,500.00 | |
| 20250266 | J. FLETCHER CREAMER & SONS , INC | GUIDE RAIL & ATTENUATOR RPLCMNT SRVC | PC | TTS-783A | | 12,000.00 | |
| 20250267 | J. FLETCHER CREAMER & SONS , INC | GUIDE RAIL & ATTENUATOR RPLCMNT SRVC | MM | TTS-783A | | 7,925.00 | |
| 20250268 | PERFORMANCE TIRE CO. | 178- TIRES-QUOTE | 178 | | | 584.00 | |
| 20250269 | KENCOR, LLC | KENCORE-MAINT. SERVICE CONTRACT | NHL | | | 2,700.00 | |
| 20250270 | UNITED RENTALS | UNITED RENTALS-BOOM LIFT RENTAL-LT | SRMC | | | 800.00 | |
| 20250271 | CARR & DUFF INC. | POWER CABINET REPLACEMENT (E-P) | EP | | 15,926.18 | | |
| | CAPITAL RESERVE | | | | | | |
| 20250272 | RESPONSE WORKS | EDUCATIONAL AND TRAINING SERVICES | TES | | | 156,000.00 | |
| 20250273 | ASPEN AERIALS, INC. | ASPEN UB TRUCK REPAIR | PC | | | 945.41 | |

**DELAWARE RIVER JOINT TOLL BRIDGE COMMISSION
REPORT OF PURCHASING ACTIVITIES**

April 2025

| PO Number | Vendor Name | General Description | Req Dept | Contract/Resolution/ Comment | ** BY AUTHORITY OF ** | |
|-----------|--|--|----------|---------------------------------|-----------------------|---------------------------|
| | | | | | Commission | Director of Purchasing |
| 20250274 | THE ANDERSONS REED AND PERRINE LAWN PRODUCTS, LLC | LANDSCAPE/SUPPLIES | PC | | | 1,587.50 |
| 20250275 | THE ANDERSONS REED AND PERRINE LAWN PRODUCTS, LLC | LANDSCAPE/SUPPLIES | DWG | | | 961.40 |
| 20250276 | THE ANDERSONS REED AND PERRINE LAWN PRODUCTS, LLC | LANDSCAPE/SUPPLIES | MM | | | 1,950.48 |
| 20250277 | MID ATLANTIC PUMP AND EQUIPMENT CO | I-78 PUMP STATION PARTS | I78 | | | 1,775.00 |
| 20250278 | SCIENTIFIC WATER CONDITIONING CO., INC. | SCIENTIFIC WATER-SERVICE AGREEMENT SF ADMN | AB SF | | | 5,670.00 |
| 20250279 | ACS SERVICES LLC | HVAC PREVENTATIVE MAINTENANCE (I-78) | I78 | | | 11,250.00 |
| 20250280 | ACS SERVICES LLC | HVAC PREVENTATIVE MAINTENANCE (EP) | EP | | | 7,150.00 |
| 20250281 | COMTEC | 2025 Annual Fire Alarm Inspection (DWG,PC, MM) | DWG | | | 1,725.00 |
| 20250282 | COMTEC | COMTEC-SMOKE DETECTOR REPLACEMENT SF1799 | AB SF | | | 2,282.80 |
| 20250283 | BLUETRITON BRANDS | BOTTLES WATER (DEER PARK) | NHL | | | 645.90 |
| 20250284 | BLUETRITON BRANDS | BOTTLES WATER (DEER PARK) | SRMC | | | 1,271.80 |
| 20250285 | BLUETRITON BRANDS | BOTTLED WATTER (DEER PARK) | AB SF | | | 389.85 |
| 20250286 | STARR UNIFORM | CLOTHING: TES Dept. | TES | PA COSTARS 12 | | 967.70 |
| 20250287 | STARR UNIFORM | CLOTHING: TES Dept. | TES | PA COSTARS 12 | | 483.85 |
| 20250288 | BRACY CONSTRUCTION, INCORPORATED | BRACY-REPLACEMENT SIGN FOR LHMB CONFERENCE ROOM | SRMC | | | 120.00 |
| 20250289 | SIGNAL SERVICE INC | ESS CAMERA REPLACEMENT-NHL11 | ESS | COSTARS 18 | | 3,710.00 |
| 20250290 | CDW-G | PUBLIC SAFETY MOBILE DATA TERMINALS FOR CAD | IT | COSTARS-003-E22-586 | | 87,750.00 |
| 20250291 | EASTERN TIME, INC. | SPRINKLER CONTRACT (SFT) | SFT | | | 800.00 |

**DELAWARE RIVER JOINT TOLL BRIDGE COMMISSION
REPORT OF PURCHASING ACTIVITIES**

April 2025

| PO Number | Vendor Name | General Description | Req Dept | Contract/Resolution/ Comment | ** BY AUTHORITY OF ** | | Director |
|-----------|--------------------------------|---|----------|---------------------------------|-----------------------|------------------------|----------|
| | | | | | Commission | Director of Purchasing | |
| 20250292 | EASTERN TIME, INC. | SPRINKLER CONTRACT | AB SF | | | 950.00 | |
| 20250293 | FROMM ELECTRIC SUPPLY CORP. | I-78 REPLACEMENT HIGHWAY LIGHTPOLE | I78 | COSTARS 8 | | 1,154.50 | |
| 20250294 | NIELSEN FORD | MM- BRAKE PARTS-2018 PATROL TRUCK-INVOICE | MM | | | 1,579.42 | |
| 20250295 | LANDIS MECHANICAL GROUP, INC. | LANDIS BONFITTO-BOILER REPAIR | NHL | | | 1,208.56 | |
| 20250296 | ACS SERVICES LLC | ACS -BOILER VALVE DRAIN REPAIR | NHL | | | 1,315.00 | |
| 20250297 | ACS SERVICES LLC | HVAC I78 TOLL PLAZA REPAIR | I78 | | | 1,430.00 | |
| 20250298 | EMR POWER SYSTEMS LLC | GENERATOR ANNL SVCE-BM/AET BLDG | SFT | 20-GNSV2-01162 | | 2,731.63 | |
| 20250299 | EMR POWER SYSTEMS LLC | GENERATOR ANNUAL SERVICE (NHL) | NHL | NJ T-2848 | | 2,609.02 | |
| 20250300 | STARR UNIFORM | CLOTHING: PSBS CCEN PERSONNEL | ESS | COSTARS 12 | | 731.34 | |
| 20250301 | SIGNAL SERVICE INC | ESS REPLACEMENT CAMERA 78M10 | ESS | PA COSTAR 18 - 040-044 | | 6,494.00 | |
| 20250302 | DELL MARKETING LP | DESKTOP COMPUTERS FOR TRENTON-MORRISVILLE PROJECT | IT | COSTARS 3 | | 54,244.00 | |
| | CAPITAL RESERVE | | | | | | |
| 20250303 | CDW-G | NETWORK HARDWARE REFRESH PROJECT | IT | COSTARS 3 | | 242,490.24 | |
| | CAPITAL RESERVE | | | | | | |
| 20250304 | CDW-G | DESKTOP UPS REPLACEMENTS | IT | 022-G/KPN-A-202112-04 | | 3,102.24 | |
| 20250305 | STOKES CREATIVE GROUP, INC. | PUBLIC WEBSITE MAINTENANCE | IT | | | 1,300.00 | |
| 20250306 | ACS SERVICES LLC | ACS-SRMC HVAC PREVENTATIVE MAINT. SPRING | SRMC | | | 5,492.50 | |
| 20250307 | ACS SERVICES LLC | ACS- SF ADMIN. COOLING TOWER REPAIRS | AB SF | | | 5,301.50 | |
| 20250308 | NIECE LUMBER BUILDING SUPPLIES | SIDEWALK PLANKS REPLACEMENT | NHL | | | 9,449.73 | |
| | CAPITAL RESERVE | | | | | | |
| 20250309 | EAGLE MECHANICAL INC | GAS LEAK EVALUATION | SFT | | | 348.00 | |
| 20250310 | EASTERN TIME, INC. | I-78 FIRE ALARM REPAIR | I78 | | | 600.00 | |

**DELAWARE RIVER JOINT TOLL BRIDGE COMMISSION
REPORT OF PURCHASING ACTIVITIES**

April 2025

| PO Number | Vendor Name | General Description | Req Dept | Contract/Resolution/ Comment | ** BY AUTHORITY OF ** | | Director |
|---------------------------------|----------------------|--|----------|---------------------------------|------------------------------|------------------------|----------|
| | | | | | Commission | Director of Purchasing | |
| 20250311 | STARR UNIFORM | Maintenance Uniforms | SRMC | | | 909.77 | |
| 20250312 | AMERICAN TEST CENTER | BUCKET TRUCKS-TEST/INSPECTIONS 2025 | DWG | | | 1,365.00 | |
| 20250313 | ACS SERVICES LLC | HVAC REPAIR-I78 KITCHEN/SARGEANT'S OFFICE | I78 | | | 2,420.00 | |
| 20250314 | BARNEY JOHNSON II | EDUCATIONAL AND TRAINING SERVICES | TES | | | 1,800.00 | |
| 20250315 | SIGNAL SERVICE INC | RB/CBS traffic signal hardwire into shelters | ESS | PA COSTAR 18 - 040-044 | | 3,764.00 | |
| 20250316 | SIGNAL SERVICE INC | Control ID Tag | ESS | PA COSTAR 18 - 040-044 | | 880.00 | |
| Purchase Order Count: 80 | | | | AUTHORITY TOTALS: | <u>\$455,086.39</u> | <u>\$447,132.47</u> | |
| | | | | GRAND TOTAL: | <u>\$902,218.86</u> | | |

Delaware River Joint Toll Bridge Commission
Meeting of May 19, 2025

**E-ZPASS/CUSTOMER SERVICE REPORT
APRIL 2025**

| SUBJECT | DESCRIPTION | PAGE NUMBER |
|---|---|------------------------|
| E-ZPass/Customer Service Operations Report | E-ZPass/Customer Service April | 1-3 |

Delaware River Joint Toll Bridge Commission
Meeting of May 19, 2025

**E-ZPASS/CUSTOMER SERVICE REPORT
APRIL 2025**

E-ZPass Account and Transponder Information as reported by Conduent State and Local Solutions, Inc. (CSC/VPC Provider)

Total Number of Migrated DRJTBC and NJ CSC E-ZPass Accounts

| Migrated Business Accounts | Migrated Private Accounts | Total Number of Migrated Accounts | Total Number of NJ CSC Active Accounts |
|----------------------------|---------------------------|-----------------------------------|--|
| 1,654 | 77,339 | 78,993 | 4,104,003 |

Total Number of Migrated DRJTBC (029) Transponders and NJ CSC E-ZPass Transponders

| Migrated Business Account Transponders | Migrated Private Account Transponders | Total Number of Migrated Transponders | Total Number of NJ CSC Active Transponders |
|--|---------------------------------------|---------------------------------------|--|
| 9,228 | 131,323 | 140,551 | 6,532,908 |

**E-ZPASS/CUSTOMER SERVICE REPORT
APRIL 2025**

Customer Service Report:

CSRs perform service with quick responses to:

- Emails
- Phone Calls
- Service Requests
- Commission E-ZPass Issues

| Total Calls | Average Duration | Average Wait Time |
|-------------|------------------|-------------------|
| 559 | 3:24 | 00:00 |

| | |
|-------------------------|----|
| Web Inquiries | 62 |
| Service Requests | 96 |

Computer kiosks have been installed at both offices and are accessible for customer use if needed

Toll Monitoring:

- CSRs are assigned a specific bridge(s) every week and must monitor that bridge and each lane associated with it
- CSRs monitored 567,940 transactions
- 25% (141,985) of those transactions were randomly viewed to determine if any issues were happening in the lanes
- 7 CSRs averaged around 700 views per day for the month of April
- All discrepancies and potential issues are reported to Toll Auditing for further review
- Violations images are viewed to ensure accuracy of the cameras

**E-ZPASS/CUSTOMER SERVICE REPORT
APRIL 2025**

Other current E-ZPass duties include:

- Assisting law enforcement
- Notifying Toll Audit and In-lane when any issues we see arise
- Monitoring Superload crossings
- Daily calls with other Agencies in the NJ Consortium

CSC/VPC Post-Migration Collection Update:

As a result of post-migration collection efforts from May 2014 – April 2025, New Jersey E-ZPass reports \$25,823,039.48 collected in tolls and \$64,692,995.82 collected in fees,

DELAWARE RIVER JOINT TOLL BRIDGE COMMISSION
Meeting of May 19, 2025

ELECTRONIC TOLL COLLECTION PROGRAM
MONTH OF APRIL 2025

| SUBJECT | DESCRIPTION | PAGE NUMBER |
|----------------|---|--------------------|
| ETC PROGRAM | Electronic Toll Collection Program Report | 1-4 |

DELAWARE RIVER JOINT TOLL BRIDGE COMMISSION
Meeting of May 19, 2025

ELECTRONIC TOLL COLLECTION PROGRAM
MONTH OF APRIL 2025

The following items were recently initiated, accomplished or performed during the above noted month:

Activities for the In-Lane Toll System

1. TransCore completed the preparation of the remaining seven (7) toll plazas for the installation of the Encompass E6 multiprotocol reader. This included installing the cabling from the proposed reader location to each antenna. TransCore installed the E6 multiprotocol reader at the Delaware Water Gap, Scudder Falls and I-78 Toll Bridges. TransCore completed tuning adjustments to the readers and will monitor for further potential adjustments. TransCore is preparing their report that will summarize their review of the toll plazas operating with the new E6 multiprotocol readers.
2. Commission Staff are working with TransCore and the NJ E-ZPass CSC provider, Conduent, to implement IAG Interface Control Document (ICD) version 1.60. This will allow CSCs to receive data and process transactions from other transponder protocols such as SeGo and 6C, in addition to the current TDM protocol, as well as other functionalities. After testing is completed with the Inter Agency Group Hub, go-live will be scheduled.
3. Commission Staff and TransCore meet monthly to review and discuss system operational and maintenance items. A weekly call also takes place to briefly review system maintenance items for the week.

Activities for the E-ZPass Customer Service Center/Violation Processing Center

1. Commission Staff are working with the New Jersey E-ZPass Customer Service Center (NJ E-ZPass CSC) provider, Conduent, to implement IAG Interface Control Document (ICD) version 1.60. This will allow CSCs to receive data and process transactions from other transponder protocols such as SeGo and 6C, in addition to the current TDM protocol, as well as other functionalities. After testing is completed with the NJ E-ZPass CSC and the Inter Agency Group Hub, go-live will be scheduled.
2. Conduent continues to develop the real time digital payment function at the NJ E-ZPass CSC for toll by plate customers. Conduent revised the terms and conditions that will be displayed on the NJ E-ZPass website, and they are being reviewed by the NJTA. Conduent has released this functionality into the NJ CSC software, and they are proceeding with testing it through a small group of individuals.

DELAWARE RIVER JOINT TOLL BRIDGE COMMISSION
Meeting of May 19, 2025

3. For the NJ E-ZPass CSC Services re-procurement, the New Jersey Turnpike Authority (NJTA) awarded the agreements at their Board Meeting. The NJTA issued their findings from the procurement challenge, concluding that the NJTA properly determined TransCore to be the most qualified responsible proposer. Accordingly, the hearing officer recommended that the award to TransCore should be sustained and the protest of Conduent be dismissed.

4. The NJ E-ZPass CSC is preparing for the Amnesty Program that is expected to go live in June 2025. NJ MVC legislation was passed and NJTA is working with the MVC on the programs. There are two programs: the Amnesty Program and the Vehicle Registration Suspension Program. The Amnesty Program must run for 180 days, with no lookback timeframe, meaning the program can go back as far as the violator wants to pay. Violation transactions after the start of the program are NOT eligible. The program is open to all violators (from any state), with tolls and fees that are \$500 or more prior to June 2025. The program must offer a 25% reduction of the fees, the program will collect 100% of the toll revenue. When applying payment, 100% of the toll amount will be satisfied first, followed by AET fees and administrative fees. The amount owed must be paid in full with no payment plan. A violator may make arrangements for a payment plan, outside of the Amnesty Program. For the NJ MVC Vehicle Registration Suspension, the transactions criteria include all NJ E-ZPass agency violations, unpaid tolls, administration fees and AET fees totaling \$500 or more; or 60 or more violations with at least one having occurred after January 2024 (legislation date). Conduent completed a software release that implemented the Amnesty Program.

5. The NJTA, as the lead agency, is facilitating all meetings with the other agencies and Conduent to manage the implementation of outstanding system elements for the New Jersey E-ZPass Customer Service Center.

AET Program

1. Job Order Contract agreements to support All Electronic Tolling (AET) in Place at the Trenton – Morrisville, I-78, Easton – Phillipsburg, and Delaware Water Gap Toll Bridges were executed with Mount Construction. Mount Construction completed all roadway sign installation work and pavement marking eradication. Mount Construction will prepare the closeout documents for this effort along with final invoicing.

2. Rummel, Klepper & Kahl, LLP (RK&K) completed their review of the bids for the New Hope – Lambertville Toll Bridge All Electronic Tolling (AET) Conversion and Backwall Repairs and provided a summarization of their evaluation. RK&K also

DELAWARE RIVER JOINT TOLL BRIDGE COMMISSION
Meeting of May 19, 2025

incorporated the various changes to the plans and specifications from the addenda that were issued during the bidding process and submitted conformed plans and specifications.

3. Commission Staff prepared and advertised a Request for Proposals (RFP) for the Trenton-Morrisville Toll Bridge All Electronic Tolling (AET) and Pennsylvania Avenue Interchange Design.

General Electronic Toll Collection Program Activities

1. Mr. Stracciolini participated in the IAG E-ZPass Executive Management Committee meeting and Policy Committee meetings. At the August 2023 IAG EMC Meeting, Mr. Stracciolini was re-elected by the members to serve as Vice Chair to the EMC.
2. At the December 12, 2024 IAG Service Corp. Board of Directors Meeting, a resolution was approved electing and appointing Mr. Stracciolini as the Chair of the IAG Service Corporation, effective December 12, 2024.
3. Mr. Stracciolini is participating in the Non-toll Business Opportunity Task Force.
4. Mr. Stracciolini is serving on the International Bridge, Tunnel & Turnpike Association's (IBTTA) 2025 Engineering and Construction Task Force and the Toll Revenue Assurance Committee.

**Delaware River Joint Toll Bridge Commission
Meeting of May 19, 2025**

**CONTRACT COMPLIANCE REPORT INDEX
Month of April 2025**

| SUBJECT | DESCRIPTION | PAGE NUMBER |
|--|---|--------------------|
| Contract Compliance Program Operations Report | Operations Report April 2025 | 1-20 |

**Delaware River Joint Toll Bridge Commission
Meeting of May 19, 2025**

**Delaware River Joint Toll Bridge Commission
Month of April 2025**

TABLE OF CONTENTS

IBE PROGRAM

| | PAGES |
|--|--------------|
| • IBE Program Overview | 3 |
| • Compliance IBE Scores Overview | 4 |
| • IBE Summary Reports | 5 |
| • Active Construction Projects Payments, Workforce & Ethnicity Utilization Scores | 6-8 |
| • Active Professional Projects Payments Detail and Scores | 9-10 |
| • Completed Construction Projects Payments, Workforce & Ethnicity Utilization Scores | 11-15 |
| • Completed Professional Projects Payments Detail and Scores | 16-17 |

MWSBE Program

| | |
|---|----|
| • MWSBE Minority (7%), Women (3%), and Small Business (25%) Enterprise Program Overview | 18 |
| • MWSBE Program Commitments for Professional and Construction (Active & Completed Pie Charts) | 19 |
| • MWSBE Professional & Construction Projects Final Commitment | 20 |

**Delaware River Joint Toll Bridge Commission
Meeting of May 19, 2025**

IBE PROGRAM OVERVIEW

The Delaware River Joint Toll Bridge Commission (Commission) established an IBE Program (MBE/WBE/SBE/DBE/DsBE/VBE) with a target of 25% for all Professional Services and Construction Contracts awarded by the Commission effective July 1, 2014. To date, the Commission has awarded **(105)** contracts with the IBE Program requirements. Currently, there are **(51) active** projects and **(54) completed** projects.

IBE Program Requirements

The Commission began using Elation Systems effective January 2017, as the online system for Payment Verification and Certified Payroll Reporting (CPR). All contracts awarded by the Commission to a Prime Consultant/Prime Contractor and their Subconsultants and Subcontractors use this service free of charge. Online training is available to vendors on how to use Elation Systems. The Contract Compliance Department and Elation Support Staff are available to assist all users.

The Contract Compliance Department (CCD) monitors, posts and reports data in regard to all payments. The CCD also reviews all Certified Payrolls submitted into Elation Systems.

The following are all mandatory requirements:

Company On-Line Registration:

- i. All Primes must register their company and activate an account in Elation Systems; and*
- ii. All Primes must also ensure that all Subconsultants and Subcontractors register their company and activate an account in Elation Systems.*

Payment Verification:

- i. Prime Contractors must post all payments to their Subconsultants and/or Subcontractors in Elation Systems; and*
- ii. Prime Contractors and their Subconsultants and/or Subcontractors must confirm all payments received in Elation Systems.*

Certified Payroll Reporting:

- i. All Prime Contractors are responsible for assigning someone from their staff with the responsibility to review, approve, and upload their CPR(s) on a weekly basis into Elation Systems; and*
- ii. All Prime Contractors must also ensure that their Subcontractors upload their CPR(s) on a weekly basis into Elation Systems.*

Prime Consultants / Contractors IBE Target performance will be displayed / available on the Commission's public website.

**Delaware River Joint Toll Bridge Commission
Meeting of May 19, 2025**

**Contract Compliance Department
Compliance IBE Scores Overview**

The Commission through its Contract Compliance Department has instituted a Compliance Score Ranking that will be included in the Monthly Contract Compliance Report for all Professional Services and Construction Projects.

The Compliance Score Ranking is an ongoing summary of data presented on Active and Completed contracts, which includes the tracking of payments from Prime Consultants and Contractors to IBE Subconsultants and Subcontractors, and the Prime Contractors Workforce Utilization. The Scores will illustrate the progress and participation to meet the Targets by Prime Consultants and Contractors as part of the IBE program.

The complete and timely reporting of payments and certified payrolls to the Elation Systems by the Prime Consultants and Prime Contractors, and their Subconsultants and Subcontractors, will assist the Prime Consultant and Prime Contractor in tracking the data to meet their targets.

Accordingly, each Prime will also be given a final grade at the completion of each project. Additionally, the data will be uploaded onto the Commission’s public website monthly.

The Score(s) are factored using the following criteria:

IBE PAYMENTS

The payments by the Prime Consultant / Contractor to each of their IBE Subconsultants / Subcontractors will be calculated based on the criteria set by the Commission’s 25% IBE Target.

WORKFORCE UTILIZATION

Workforce utilization contains two levels of scoring and documents the hourly employee utilization by workforce type, ethnicity and gender.

| IBE Payments Legend | |
|----------------------------|-------------------------------------|
| Score Rankings | IBE Commitment Participation |
| A+ | 45% & above |
| A | 35% to 44.9% |
| B+ | 30% to 34.9% |
| B | 25% to 29.9% |
| C+ | 20% to 24.9% |
| C | 15% to 19.9% |
| D+ | 10% to 14.9% |
| D | 5% to 9.9% |
| F | 4.9% & below |

| Workforce Utilization Legend | | |
|-------------------------------------|---|---|
| Score Rankings | Workforce Commitment Participation | Ethnicity & Gender Participation |
| A+ | 30% & above | 25% & a above |
| A | 25% to 29.9% | 15% to 24.9% |
| B+ | 20% to 24.9% | over 15% |
| B | 15% to 19.9% | 10% to 14.9% |
| C+ | 10% to 14.9% | over 10% |
| C | 10% to 14.9% | 7.5% to 9.9% |
| D+ | 5% to 9.9% | over 7.5% |
| D | 5% to 9.9% | 5% to 7.4% |
| F | 4.9% & below | 4.9% & below |

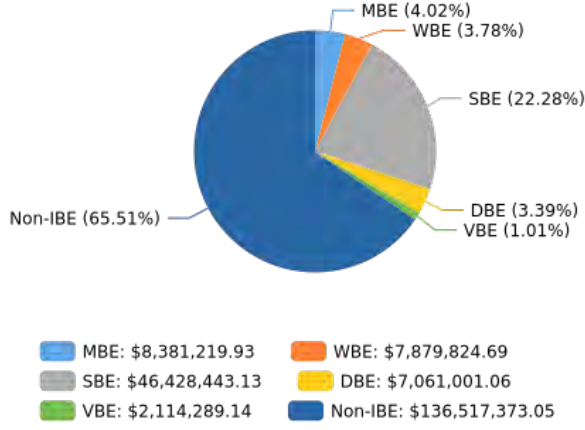
Delaware River Joint Toll Bridge Commission

Meeting of May 19, 2025

Summary - Professional Services and Construction Contractors 25% IBE Target Status

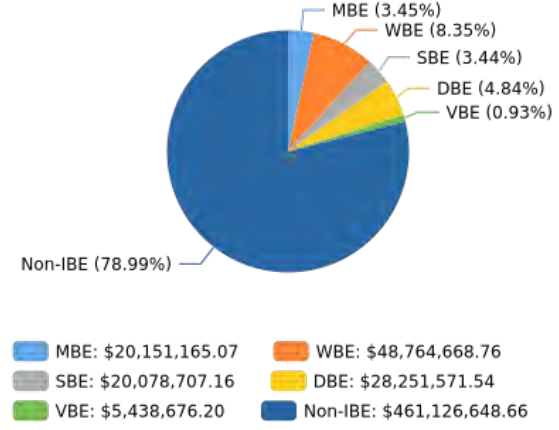
ACTIVE PROJECTS

Current IBE Status: 34.49%
 Total Payments to Prime: \$208,382,151.00
 Total Payments to IBEs: \$71,864,777.95



COMPLETED PROJECTS

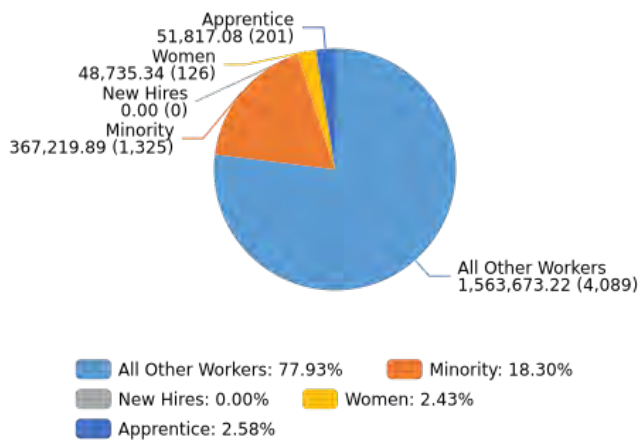
Final IBE Status: 21.01%
 Total Prime Awarded Contract Values: \$597,517,529.42
 Total Payments to Prime: \$583,765,241.75
 Total Payments to IBEs: \$122,638,593.09



Summary - Prime Contractor(s) & Subcontractor(s) Workforce Utilization Categories By Hours, Workers & Ethnicity

Workers Categories

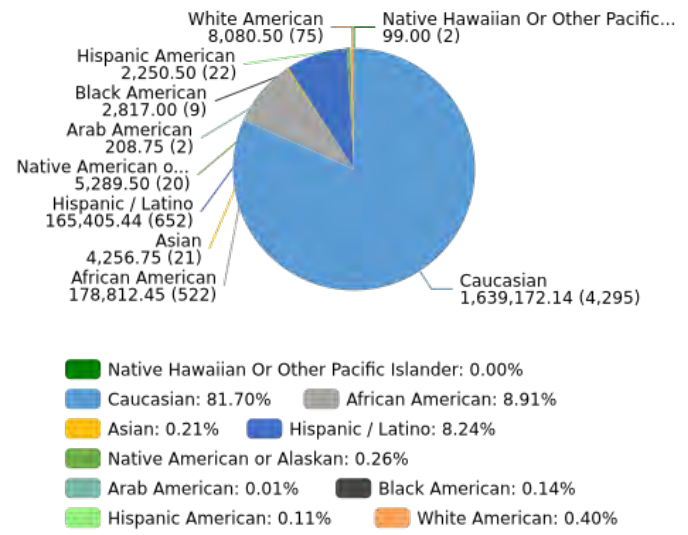
Hours, Percentages and Workers
 Total Hours Worked: 2,006,392.03



(Percentage is based on work hours)

Ethnicity Categories

Hours, Percentages and Workers
 Total Number of Workers: 5,620



(Percentage is based on work hours)

| Active Professional & Construction Projects Payment Summary | | Contract Value | Prime P / T / D | IBE P / T / D | IBE Actual | Score |
|--|--|------------------|------------------|------------------|------------|-------|
| Professional and Construction Projects Totals | | \$273,667,697.82 | \$208,382,151.00 | \$71,864,777.95 | 34.49% | B+ |
| Professional Services Projects Totals | | \$85,507,771.97 | \$65,325,208.94 | \$19,258,152.79 | 29.48% | B |
| Completed Professional & Construction Projects Payment Summary | | Contract Value | Prime P / T / D | IBE P / T / D | IBE Actual | Score |
| Professional and Construction Projects Totals | | \$597,517,529.42 | \$583,765,241.75 | \$122,638,593.09 | 21.01% | C+ |
| Professional Services Projects Totals | | \$62,722,858.80 | \$55,679,144.39 | \$16,761,466.49 | 30.10% | B+ |

| ACTIVE CONSTRUCTION PROJECTS | | | | | | | | | | | | | | |
|------------------------------|-----------------------|---------------------|-------------|-------------------------------------|--------------------------------|--------------------|-----------------|----------------------|-------------------|--------------------------------------|-------------|------------|---------|---------------------------------------|
| Payments Summary | | | | | Workforce Hours Summary 27.41% | | | | | Ethnicity Participation Summary | | | | |
| Total Contracts Value | Total Prime P / T / D | Total IBE P / T / D | Total IBE % | Payments Score (Total IBE Payments) | Total Number of Workers | Total Hours Worked | Caucasian Hours | Total Minority Hours | Total Women Hours | Workforce Score (Total Hours Worked) | Caucasian % | Minority % | Women % | Ethnicity Score (Total Participation) |
| \$188,159,925.85 | \$143,056,942.06 | \$52,606,625.16 | 36.77% | A | 1428 | 279,256.58 | 205,354.08 | 73,902.50 | 2,628.34 | A | 73.54% | 26.46% | 0.94% | A+ |

| COMPLETED CONSTRUCTION PROJECTS | | | | | | | | | | | | | | |
|---------------------------------|-----------------------|---------------------|-------------|-------------------------------------|--------------------------------|--------------------|-----------------|----------------------|-------------------|--------------------------------------|-------------|------------|---------|---------------------------------------|
| Payments Summary | | | | | Workforce Hours Summary 19.65% | | | | | Ethnicity Participation Summary | | | | |
| Total Contracts Value | Total Prime P / T / D | Total IBE P / T / D | Total IBE % | Payments Score (Total IBE Payments) | Total Number of Workers | Total Hours Worked | Caucasian Hours | Total Minority Hours | Total Women Hours | Workforce Score (Total Hours Worked) | Caucasian % | Minority % | Women % | Ethnicity Score (Total Participation) |
| \$534,794,670.62 | \$528,086,097.36 | \$105,877,126.60 | 20.05% | C+ | 4368 | 1,727,135.45 | 1,433,818.06 | 293,317.39 | 46,107.00 | B | 83.02% | 16.98% | 2.67% | A |

Delaware River Joint Toll Bridge Commission

Meeting of May 19, 2025

Active Construction Projects - Summary's & Scores (IBE Payments, Workforce Hours & Ethnicity Participation)

Date: From 07/01/2014 To 04/30/2025

| IBE Payments Legend | |
|---------------------|------------------------------|
| Score Rankings | IBE Commitment Participation |
| A+ | 45% & above |
| A | 35% to 44.9% |
| B+ | 30% to 34.9% |
| B | 25% to 29.9% |
| C+ | 20% to 24.9% |
| C | 15% to 19.9% |
| D+ | 10% to 14.9% |
| D | 5% to 9.9% |
| F | 4.9% & below |

Total of all Primes Contract Values \$188,159,925.85

Total Payments to all Primes \$143,056,942.06

Total Payments to all IBEs \$52,606,625.16

IBE Target 25.00%

IBE Actual 36.77%

| Workforce Utilization Legend | | |
|------------------------------|------------------------------------|----------------------------------|
| Score Rankings | Workforce Commitment Participation | Ethnicity & Gender Participation |
| A+ | 30% & above | 25% & above |
| A | 25% to 29.9% | 15% to 24.9% |
| B+ | 20% to 24.9% | over 15% |
| B | 15% to 19.9% | 10% to 14.9% |
| C+ | 10% to 14.9% | over 10% |
| C | 10% to 14.9% | 7.5% to 9.9% |
| D+ | 5% to 9.9% | over 7.5% |
| D | 5% to 9.9% | 5% to 7.4% |
| F | 4.9% & below | 4.9% & below |

| ACTIVE CONSTRUCTION PROJECTS | | | | | | | | | | | | | | |
|------------------------------|-----------------------|---------------------|-------------|-------------------------------------|--------------------------------|--------------------|-----------------|----------------------|-------------------|--------------------------------------|-------------|------------|---------|---------------------------------------|
| Payments Summary | | | | | Workforce Hours Summary 27.41% | | | | | Ethnicity Participation Summary | | | | |
| Total Contracts Value | Total Prime P / T / D | Total IBE P / T / D | Total IBE % | Payments Score (Total IBE Payments) | Total Number of Workers | Total Hours Worked | Caucasian Hours | Total Minority Hours | Total Women Hours | Workforce Score (Total Hours Worked) | Caucasian % | Minority % | Women % | Ethnicity Score (Total Participation) |
| \$188,159,925.85 | \$143,056,942.06 | \$52,606,625.16 | 36.77% | A | 1428 | 279,256.58 | 205,354.08 | 73,902.50 | 2,628.34 | A | 73.54% | 26.46% | 0.94% | A+ |

| DB-540A/B/C TRANSCORE, LP - Electronic Toll Collection System Replacement - Design, Build & Maintain | | | | | | | | | | | | | | |
|--|-----------------------|---------------------|-------------|-------------------------------------|--------------------------------|--------------------|-----------------|----------------------|-------------------|--------------------------------------|-------------|------------|---------|---------------------------------------|
| Payments Summary | | | | | Workforce Hours Summary 53.31% | | | | | Ethnicity Participation Summary | | | | |
| Total Contracts Value | Total Prime P / T / D | Total IBE P / T / D | Total IBE % | Payments Score (Total IBE Payments) | Total Number of Workers | Total Hours Worked | Caucasian Hours | Total Minority Hours | Total Women Hours | Workforce Score (Total Hours Worked) | Caucasian % | Minority % | Women % | Ethnicity Score (Total Participation) |
| \$1,950,671.74 | \$12,616,770.32 | \$2,316,211.51 | 18.36% | C | 15 | 2,040.00 | 952.50 | 1,087.50 | 0.00 | A+ | 46.69% | 53.31% | 0.00% | A+ |

| DB-724A SCHNEIDER ELECTRIC Electronic Surveillance/Detection System Maintenance Contract | | | | | | | | | | | | | | |
|--|-----------------------|---------------------|-------------|-------------------------------------|--------------------------------|--------------------|-----------------|----------------------|-------------------|--------------------------------------|-------------|------------|---------|---------------------------------------|
| Payments Summary | | | | | Workforce Hours Summary 45.89% | | | | | Ethnicity Participation Summary | | | | |
| Total Contracts Value | Total Prime P / T / D | Total IBE P / T / D | Total IBE % | Payments Score (Total IBE Payments) | Total Number of Workers | Total Hours Worked | Caucasian Hours | Total Minority Hours | Total Women Hours | Workforce Score (Total Hours Worked) | Caucasian % | Minority % | Women % | Ethnicity Score (Total Participation) |
| \$11,294,820.75 | \$1,618,282.26 | \$215,551.42 | 13.32% | D+ | 57 | 717.00 | 479.00 | 238.00 | 91.00 | A+ | 66.81% | 33.19% | 12.69% | A+ |

| DB-768B DYNAMIC SECURITY, LLC (IBE) dba SECUNI / Network Video Management System (NVMS) Integrator Services | | | | | | | | | | | | | | |
|---|-----------------------|---------------------|-------------|-------------------------------------|-------------------------------|--------------------|-----------------|----------------------|-------------------|--------------------------------------|-------------|------------|---------|---------------------------------------|
| Payments Summary | | | | | Workforce Hours Summary 0.00% | | | | | Ethnicity Participation Summary | | | | |
| Total Contracts Value | Total Prime P / T / D | Total IBE P / T / D | Total IBE % | Payments Score (Total IBE Payments) | Total Number of Workers | Total Hours Worked | Caucasian Hours | Total Minority Hours | Total Women Hours | Workforce Score (Total Hours Worked) | Caucasian % | Minority % | Women % | Ethnicity Score (Total Participation) |
| \$104,074.00 | \$87,232.80 | \$87,232.80 | 100.00% | A+ | 0 | 0.00 | 0.00 | 0.00 | 0.00 | N/A | 0.00% | 0.00% | 0.00% | N/A |

| T-519A BRACY CONSTRUCTION, INC. / Southern Operations and Maintenance Facilities Improvements - Trenton Morrisville, Langhorne, and New Hope | | | | | | | | | | | | | | |
|--|-----------------------|---------------------|-------------|-------------------------------------|--------------------------------|--------------------|-----------------|----------------------|-------------------|--------------------------------------|-------------|------------|---------|---------------------------------------|
| Payments Summary | | | | | Workforce Hours Summary 19.13% | | | | | Ethnicity Participation Summary | | | | |
| Total Contracts Value | Total Prime P / T / D | Total IBE P / T / D | Total IBE % | Payments Score (Total IBE Payments) | Total Number of Workers | Total Hours Worked | Caucasian Hours | Total Minority Hours | Total Women Hours | Workforce Score (Total Hours Worked) | Caucasian % | Minority % | Women % | Ethnicity Score (Total Participation) |
| \$58,935,181.25 | \$52,215,333.90 | \$8,526,725.04 | 16.33% | C | 554 | 102,772.58 | 83,644.33 | 19,128.25 | 529.84 | B | 81.39% | 18.61% | 0.52% | A |

| T-746B ROAD-CON, INC. / Trenton Morrisville TB Roadway Repaving and Deck Sealing Improvements | | | | | | | | | | | | | | |
|---|-----------------------|---------------------|-------------|-------------------------------------|--------------------------------|--------------------|-----------------|----------------------|-------------------|--------------------------------------|-------------|------------|---------|---------------------------------------|
| Payments Summary | | | | | Workforce Hours Summary 23.19% | | | | | Ethnicity Participation Summary | | | | |
| Total Contracts Value | Total Prime P / T / D | Total IBE P / T / D | Total IBE % | Payments Score (Total IBE Payments) | Total Number of Workers | Total Hours Worked | Caucasian Hours | Total Minority Hours | Total Women Hours | Workforce Score (Total Hours Worked) | Caucasian % | Minority % | Women % | Ethnicity Score (Total Participation) |
| \$5,980,564.55 | \$5,559,216.96 | \$653,759.99 | 11.76% | D+ | 104 | 11,165.75 | 8,579.50 | 2,586.25 | 3.00 | B+ | 76.84% | 23.16% | 0.03% | A |

| T-766A CRISDEL GROUP, INC. / I-78 NJ Roadway Rehabilitation and Power & Communication Infrastructure Improvements | | | | | | | | | | | | | | |
|---|-----------------------|---------------------|-------------|-------------------------------------|--------------------------------|--------------------|-----------------|----------------------|-------------------|--------------------------------------|-------------|------------|---------|---------------------------------------|
| Payments Summary | | | | | Workforce Hours Summary 36.62% | | | | | Ethnicity Participation Summary | | | | |
| Total Contracts Value | Total Prime P / T / D | Total IBE P / T / D | Total IBE % | Payments Score (Total IBE Payments) | Total Number of Workers | Total Hours Worked | Caucasian Hours | Total Minority Hours | Total Women Hours | Workforce Score (Total Hours Worked) | Caucasian % | Minority % | Women % | Ethnicity Score (Total Participation) |
| \$23,530,677.00 | \$20,666,342.91 | \$4,451,051.36 | 21.54% | C+ | 192 | 29,067.75 | 18,529.00 | 10,538.75 | 107.00 | A+ | 63.74% | 36.26% | 0.37% | A+ |

Delaware River Joint Toll Bridge Commission

Meeting of May 19, 2025

Active Construction Projects - Summary's & Scores (IBE Payments, Workforce Hours & Ethnicity Participation)

Date: From 07/01/2014 To 04/30/2025

| IBE Payments Legend | |
|---------------------|------------------------------|
| Score Rankings | IBE Commitment Participation |
| A+ | 45% & above |
| A | 35% to 44.9% |
| B+ | 30% to 34.9% |
| B | 25% to 29.9% |
| C+ | 20% to 24.9% |
| C | 15% to 19.9% |
| D+ | 10% to 14.9% |
| D | 5% to 9.9% |
| F | 4.9% & below |

Total of all Primes Contract Values \$188,159,925.85

Total Payments to all Primes \$143,056,942.06

Total Payments to all IBEs \$52,606,625.16

IBE Target 25.00%

IBE Actual 36.77%

| Workforce Utilization Legend | | |
|------------------------------|------------------------------------|----------------------------------|
| Score Rankings | Workforce Commitment Participation | Ethnicity & Gender Participation |
| A+ | 30% & above | 25% & above |
| A | 25% to 29.9% | 15% to 24.9% |
| B+ | 20% to 24.9% | over 15% |
| B | 15% to 19.9% | 10% to 14.9% |
| C+ | 10% to 14.9% | over 10% |
| C | 10% to 14.9% | 7.5% to 9.9% |
| D+ | 5% to 9.9% | over 7.5% |
| D | 5% to 9.9% | 5% to 7.4% |
| F | 4.9% & below | 4.9% & below |

| TS-590A J.D. ECKMAN, INC. / Northampton St. TSB Rehabilitation | | | | | | | | | | | | | | |
|--|-----------------------|---------------------|-------------|-------------------------------------|--------------------------------|--------------------|-----------------|----------------------|-------------------|--------------------------------------|-------------|------------|---------|---------------------------------------|
| Payments Summary | | | | | Workforce Hours Summary 22.68% | | | | | Ethnicity Participation Summary | | | | |
| Total Contracts Value | Total Prime P / T / D | Total IBE P / T / D | Total IBE % | Payments Score (Total IBE Payments) | Total Number of Workers | Total Hours Worked | Caucasian Hours | Total Minority Hours | Total Women Hours | Workforce Score (Total Hours Worked) | Caucasian % | Minority % | Women % | Ethnicity Score (Total Participation) |
| \$15,487,427.50 | \$14,796,804.04 | \$3,917,310.23 | 26.47% | B | 111 | 35,867.50 | 27,733.25 | 8,134.25 | 0.00 | B+ | 77.32% | 22.68% | 0.00% | A |

| TS-642A ANSELM I & DeCICCO (IBE) / Uhlertown - Frenchtown Toll-Supported Bridge Rehabilitation | | | | | | | | | | | | | | |
|--|-----------------------|---------------------|-------------|-------------------------------------|--------------------------------|--------------------|-----------------|----------------------|-------------------|--------------------------------------|-------------|------------|---------|---------------------------------------|
| Payments Summary | | | | | Workforce Hours Summary 47.05% | | | | | Ethnicity Participation Summary | | | | |
| Total Contracts Value | Total Prime P / T / D | Total IBE P / T / D | Total IBE % | Payments Score (Total IBE Payments) | Total Number of Workers | Total Hours Worked | Caucasian Hours | Total Minority Hours | Total Women Hours | Workforce Score (Total Hours Worked) | Caucasian % | Minority % | Women % | Ethnicity Score (Total Participation) |
| \$22,216,237.00 | \$- | \$- | 0.00% | N/A | 33 | 4,491.00 | 2,378.00 | 2,113.00 | 0.00 | A+ | 52.95% | 47.05% | 0.00% | A+ |

| TS-694A/B/C/D/E ANSELM I & DeCICCO (IBE) / New Hope Lambertville TSB Rehabilitation | | | | | | | | | | | | | | |
|---|-----------------------|---------------------|-------------|-------------------------------------|--------------------------------|--------------------|-----------------|----------------------|-------------------|--------------------------------------|-------------|------------|---------|---------------------------------------|
| Payments Summary | | | | | Workforce Hours Summary 42.23% | | | | | Ethnicity Participation Summary | | | | |
| Total Contracts Value | Total Prime P / T / D | Total IBE P / T / D | Total IBE % | Payments Score (Total IBE Payments) | Total Number of Workers | Total Hours Worked | Caucasian Hours | Total Minority Hours | Total Women Hours | Workforce Score (Total Hours Worked) | Caucasian % | Minority % | Women % | Ethnicity Score (Total Participation) |
| \$25,072,471.06 | \$23,789,425.11 | \$23,789,425.11 | 100.00% | A+ | 138 | 55,553.75 | 32,102.25 | 23,451.50 | 8.00 | A+ | 57.79% | 42.21% | 0.01% | A+ |

| TTS-734A MOUNT CONSTRUCTION CO., INC. (IBE) / JOC - Bridge, Highway & Civil Work - North Region | | | | | | | | | | | | | | |
|---|-----------------------|---------------------|-------------|-------------------------------------|--------------------------------|--------------------|-----------------|----------------------|-------------------|--------------------------------------|-------------|------------|---------|---------------------------------------|
| Payments Summary | | | | | Workforce Hours Summary 26.07% | | | | | Ethnicity Participation Summary | | | | |
| Total Contracts Value | Total Prime P / T / D | Total IBE P / T / D | Total IBE % | Payments Score (Total IBE Payments) | Total Number of Workers | Total Hours Worked | Caucasian Hours | Total Minority Hours | Total Women Hours | Workforce Score (Total Hours Worked) | Caucasian % | Minority % | Women % | Ethnicity Score (Total Participation) |
| \$7,000,000.00 | \$6,962,308.81 | \$6,962,308.81 | 100.00% | A+ | 148 | 22,646.75 | 18,609.25 | 4,037.50 | 1,866.50 | A | 82.17% | 17.83% | 8.24% | A |

| TTS-735A MOUNT CONSTRUCTION CO., INC. (IBE) / JOC - Bridge, Highway & Civil Work - South Region | | | | | | | | | | | | | | |
|---|-----------------------|---------------------|-------------|-------------------------------------|--------------------------------|--------------------|-----------------|----------------------|-------------------|--------------------------------------|-------------|------------|---------|---------------------------------------|
| Payments Summary | | | | | Workforce Hours Summary 20.75% | | | | | Ethnicity Participation Summary | | | | |
| Total Contracts Value | Total Prime P / T / D | Total IBE P / T / D | Total IBE % | Payments Score (Total IBE Payments) | Total Number of Workers | Total Hours Worked | Caucasian Hours | Total Minority Hours | Total Women Hours | Workforce Score (Total Hours Worked) | Caucasian % | Minority % | Women % | Ethnicity Score (Total Participation) |
| \$2,500,000.00 | \$1,687,048.89 | \$1,687,048.89 | 100.00% | A+ | 97 | 8,008.50 | 6,369.50 | 1,639.00 | 23.00 | B+ | 79.53% | 20.47% | 0.29% | A |

| TTS-783A J. FLETCHER CREAMER & SON, INC. / On-Call Beam Guide Rail and Attenuator Replacement | | | | | | | | | | | | | | |
|---|-----------------------|---------------------|-------------|-------------------------------------|--------------------------------|--------------------|-----------------|----------------------|-------------------|--------------------------------------|-------------|------------|---------|---------------------------------------|
| Payments Summary | | | | | Workforce Hours Summary 40.27% | | | | | Ethnicity Participation Summary | | | | |
| Total Contracts Value | Total Prime P / T / D | Total IBE P / T / D | Total IBE % | Payments Score (Total IBE Payments) | Total Number of Workers | Total Hours Worked | Caucasian Hours | Total Minority Hours | Total Women Hours | Workforce Score (Total Hours Worked) | Caucasian % | Minority % | Women % | Ethnicity Score (Total Participation) |
| \$2,087,801.00 | \$- | \$- | 0.00% | N/A | 37 | 704.00 | 420.50 | 283.50 | 0.00 | A+ | 59.73% | 40.27% | 0.00% | A+ |

| TTS-784A MOUNT CONSTRUCTION CO., INC. / JOC - Bridge, Highway, and Civil Work - North Region | | | | | | | | | | | | | | |
|--|-----------------------|---------------------|-------------|-------------------------------------|--------------------------------|--------------------|-----------------|----------------------|-------------------|--------------------------------------|-------------|------------|---------|---------------------------------------|
| Payments Summary | | | | | Workforce Hours Summary 21.92% | | | | | Ethnicity Participation Summary | | | | |
| Total Contracts Value | Total Prime P / T / D | Total IBE P / T / D | Total IBE % | Payments Score (Total IBE Payments) | Total Number of Workers | Total Hours Worked | Caucasian Hours | Total Minority Hours | Total Women Hours | Workforce Score (Total Hours Worked) | Caucasian % | Minority % | Women % | Ethnicity Score (Total Participation) |
| \$3,000,000.00 | \$490,272.42 | \$- | 0.00% | F | 25 | 2,833.50 | 2,212.50 | 621.00 | 0.00 | B+ | 78.08% | 21.92% | 0.00% | A |

Delaware River Joint Toll Bridge Commission

Meeting of May 19, 2025

Active Construction Projects - Summary's & Scores (IBE Payments, Workforce Hours & Ethnicity Participation)

Date: From 07/01/2014 To 04/30/2025

| IBE Payments Legend | |
|---------------------|------------------------------|
| Score Rankings | IBE Commitment Participation |
| A+ | 45% & above |
| A | 35% to 44.9% |
| B+ | 30% to 34.9% |
| B | 25% to 29.9% |
| C+ | 20% to 24.9% |
| C | 15% to 19.9% |
| D+ | 10% to 14.9% |
| D | 5% to 9.9% |
| F | 4.9% & below |

Total of all Primes Contract Values \$188,159,925.85

Total Payments to all Primes \$143,056,942.06

Total Payments to all IBEs \$52,606,625.16

IBE Target 25.00%

IBE Actual 36.77%

| Workforce Utilization Legend | | |
|------------------------------|------------------------------------|----------------------------------|
| Score Rankings | Workforce Commitment Participation | Ethnicity & Gender Participation |
| A+ | 30% & above | 25% & above |
| A | 25% to 29.9% | 15% to 24.9% |
| B+ | 20% to 24.9% | over 15% |
| B | 15% to 19.9% | 10% to 14.9% |
| C+ | 10% to 14.9% | over 10% |
| C | 10% to 14.9% | 7.5% to 9.9% |
| D+ | 5% to 9.9% | over 7.5% |
| D | 5% to 9.9% | 5% to 7.4% |
| F | 4.9% & below | 4.9% & below |

| TTS-785A MOUNT CONSTRUCTION CO., INC. / JOC - Bridge, Highway, and Civil Work - South Region | | | | | | | | | | | | | | |
|--|-------------------|-----------------|-------------|-------------------------------------|--------------------------------|--------------------|-----------------|----------------------|-------------------|--------------------------------------|-------------|------------|---------|---------------------------------------|
| Payments Summary | | | | | Workforce Hours Summary 12.46% | | | | | Ethnicity Participation Summary | | | | |
| Total Contracts Value | Total Prime P/T/D | Total IBE P/T/D | Total IBE % | Payments Score (Total IBE Payments) | Total Number of Workers | Total Hours Worked | Caucasian Hours | Total Minority Hours | Total Women Hours | Workforce Score (Total Hours Worked) | Caucasian % | Minority % | Women % | Ethnicity Score (Total Participation) |
| \$3,000,000.00 | \$101,422.91 | \$- | 0.00% | F | 15 | 353.00 | 309.00 | 44.00 | 0.00 | C | 87.54% | 12.46% | 0.00% | B |

| TTS-786A MOUNT CONSTRUCTION CO., INC. / JOC - Building and Facility Work - North Region | | | | | | | | | | | | | | |
|---|-------------------|-----------------|-------------|-------------------------------------|-------------------------------|--------------------|-----------------|----------------------|-------------------|--------------------------------------|-------------|------------|---------|---------------------------------------|
| Payments Summary | | | | | Workforce Hours Summary 0.00% | | | | | Ethnicity Participation Summary | | | | |
| Total Contracts Value | Total Prime P/T/D | Total IBE P/T/D | Total IBE % | Payments Score (Total IBE Payments) | Total Number of Workers | Total Hours Worked | Caucasian Hours | Total Minority Hours | Total Women Hours | Workforce Score (Total Hours Worked) | Caucasian % | Minority % | Women % | Ethnicity Score (Total Participation) |
| \$3,000,000.00 | \$140,294.57 | \$- | 0.00% | F | 5 | 257.00 | 257.00 | 0.00 | 0.00 | F | 100.00% | 0.00% | 0.00% | F |

| TTS-787A A.P. CONSTRUCTION, INC. / JOC - Building and Facility Work - South Region | | | | | | | | | | | | | | |
|--|-------------------|-----------------|-------------|-------------------------------------|-------------------------------|--------------------|-----------------|----------------------|-------------------|--------------------------------------|-------------|------------|---------|---------------------------------------|
| Payments Summary | | | | | Workforce Hours Summary 0.00% | | | | | Ethnicity Participation Summary | | | | |
| Total Contracts Value | Total Prime P/T/D | Total IBE P/T/D | Total IBE % | Payments Score (Total IBE Payments) | Total Number of Workers | Total Hours Worked | Caucasian Hours | Total Minority Hours | Total Women Hours | Workforce Score (Total Hours Worked) | Caucasian % | Minority % | Women % | Ethnicity Score (Total Participation) |
| \$3,000,000.00 | \$2,326,186.16 | \$- | 0.00% | F | 19 | 2,778.50 | 2,778.50 | 0.00 | 0.00 | F | 100.00% | 0.00% | 0.00% | F |

Delaware River Joint Toll Bridge Commission

Meeting of May 19, 2025

Active Professional Services Projects Payments Detail Report

Date: From 07/01/2014 To 04/30/2025

| IBE Payments Legend | |
|---------------------|------------------------------|
| Score Rankings | IBE Commitment Participation |
| A+ | 45% & above |
| A | 35% to 44.9% |
| B+ | 30% to 34.9% |
| B | 25% to 29.9% |
| C+ | 20% to 24.9% |
| C | 15% to 19.9% |
| D+ | 10% to 14.9% |
| D | 5% to 9.9% |
| F | 4.9% & below |

| Summary | Contract Value | Prime P / T / D | IBE P / T / D | IBE Actual | Score |
|---|------------------|------------------|-----------------|------------|-------|
| Professional and Construction Projects Totals | \$273,667,697.82 | \$208,382,151.00 | \$71,864,777.95 | 34.49% | B+ |
| Professional Services Projects Totals | \$85,507,771.97 | \$65,325,208.94 | \$19,258,152.79 | 29.48% | B |

| Prime Consultants | IBE Firm | Project Title | Contract Value | Prime P / T / D | IBE P / T / D | IBE Actual | Score |
|--|----------|---|-----------------|-----------------|----------------|------------|-------|
| Gannett Fleming Inc. - Camp Hill, PA | | C-519A GANNETT FLEMING ARCHITECTS, INC. / Southern Operations & Maintenance Facilities Improvements - Consulting Engineer Agreement | \$4,848,884.54 | \$4,768,643.56 | \$1,158,885.33 | 24.30% | C+ |
| Greenman-Pedersen, Inc. | | C-590A GREENMAN-PEDERSEN, INC. / Northampton St. TSB Rehabilitation - Preliminary, Final and Post Design - Consulting Engineer Agreement | \$1,504,783.15 | \$1,447,098.57 | \$540,453.22 | 37.35% | A |
| WSP USA, Inc. - PHILADELPHIA, PA | | C-642A WSP USA, INC. / Uhlertown Frenchtown TSB Rehabilitation - Preliminary, Final and Post Design - Consulting Engineer Agreement | \$1,771,189.56 | \$1,529,629.18 | \$485,870.89 | 31.76% | B+ |
| Michael Baker International, Inc. | | C-660A MICHAEL BAKER, JR., INC. / SFB Replacement Project Final Design Services - Consulting Engineer Agreement | \$33,626,658.74 | \$33,539,647.35 | \$6,808,784.95 | 20.30% | C+ |
| Greenman-Pedersen, Inc. | | C-694A GREENMAN-PEDERSEN, INC. / New Hope Lambertville TSB Rehabilitation - Preliminary, Final and Post Design - Consulting Engineer Agreement | \$2,280,484.05 | \$1,897,274.58 | \$640,293.21 | 33.75% | B+ |
| French & Parrello Associates | | C-696B FRENCH & PARRELLO ASSOCIATES, P.A. / TOA - Facilities - NJ - Consulting Engineer Agreement | \$500,000.00 | \$139,135.60 | \$40,744.52 | 29.28% | B |
| HDR Engineering, Inc. - Pittsburgh, PA | | C-697A HDR ENGINEERING, INC. / Preliminary Engineering and Environmental Documentation for the Washington Crossing Bridge Replacement - Consulting Engineer Agreement | \$8,061,761.62 | \$1,113,287.48 | \$192,670.41 | 17.31% | C |
| Greenman-Pedersen, Inc. | | C-704A GREENMAN-PEDERSEN, INC. / TOA - New Hope-Lambertville Toll Bridge Salt Storage Building - CM/CI Services | \$610,849.20 | \$610,145.27 | \$26,570.72 | 4.35% | F |
| Johnson, Mirmiran and Thompson, Inc. | | C-716A JOHNSON, MIRMIRAN & THOMPSON / TOA - Facilities - Consulting Engineer Agreement | \$500,000.00 | \$315,243.62 | \$48,594.97 | 15.42% | C |
| The Gordian Group, Inc. | | C-727A THE GORDIAN GROUP, INC. / JOC - Program Manager Consultant - Consulting Engineer Agreement | \$1,450,000.00 | \$1,521,878.23 | \$729,008.62 | 47.90% | A+ |
| Rummel, Klepper and Kahl, LLP | | C-728A RUMMEL, KLEPPER & KAHL / TOA - Electric Toll Collection / Tolling - PA - Consulting Engineer Agreement | \$500,000.00 | \$499,798.28 | \$114,472.44 | 22.90% | C+ |
| French & Parrello Associates (IBE Prime) | VBE | C-729A FRENCH & PARRELLO ASSOCIATES, P.A. / TOA - Facilities - NJ - Consulting Engineer Agreement | \$500,000.00 | \$99,472.30 | \$99,472.30 | 100.00% | A+ |
| Arora and Associates, P.C. (IBE Prime) | MBE | C-732A ARORA AND ASSOCIATES, PC. (IBE) / TOA - Structural / Civil - NJ - Consulting Engineer Agreement | \$1,000,000.00 | \$788,087.07 | \$788,087.07 | 100.00% | A+ |
| WSP/PARSONS BRINCKERHOFF, INC | | C-750A WSP USA, INC. / TOA - Structural / Civil - Consulting Engineer Agreement | \$1,000,000.00 | \$756,100.55 | \$125,019.51 | 16.53% | C |
| Traffic Planning and Design, Inc. | | C-751A TRAFFIC PLANNING AND DESIGN, INC. / TOA - Construction Inspection - Consulting Engineer Agreement | \$500,000.00 | \$370,802.53 | \$30,950.72 | 8.35% | D |
| Rummel, Klepper and Kahl, LLP | | C-754A RUMMEL, KLEPPER & KAHL, LLP / New Hope Lambertville TB All Electronic Tolling (AET) Conversion Design - Consulting Engineer Agreement | \$1,567,218.48 | \$1,128,724.82 | \$204,860.12 | 18.15% | C |
| Pickering, Corts & Summerson, Inc. (IBE Prime) | SBE | C-757A-1 PICKERING, CORTS & SUMMERSON / Professional Engineering Services for 2023-2024 Annual Inspections - Consulting Engineer Agreement | \$748,898.24 | \$650,654.06 | \$650,654.06 | 100.00% | A+ |
| Naik Consulting Group, P.C. (IBE Prime) | DBE | C-759A NAIK CONSULTING GROUP, PC (IBE) / TOA - Structural / Civil - Consulting Engineer Agreement | \$1,000,000.00 | \$703,058.98 | \$703,058.98 | 100.00% | A+ |
| Remington & Vernick | | C-760A REMINGTON & VERNICK ENGINEERS, INC. / TOA - Construction Management Services - Consulting Engineer Agreement | \$500,000.00 | \$303,912.55 | \$60,290.60 | 19.84% | C |
| Pennoni Associates Inc | | C-761A PENNONI ASSOCIATES, INC. / Traffic Engineering Consultant 2021-2022 Annual Reports - Consulting Engineer Agreement | \$303,088.00 | \$100,896.55 | \$- | 0.00% | F |
| Arora and Associates, P.C. (IBE Prime) | MBE | C-766A ARORA & ASSOCIATES, PC / I-78 NJ Roadway Rehabilitation and Power & Communication Infrastructure - Final and Post Design - Consulting Engineer Agreement | \$2,900,943.54 | \$2,609,741.72 | \$2,609,741.72 | 100.00% | A+ |
| Traffic Planning and Design, Inc. | | C-769A TRAFFIC PLANNING & DESIGN, INC. / TOA - Structural / Civil - Consulting Engineer Agreement | \$1,000,000.00 | \$722,781.04 | \$176,429.07 | 24.41% | C+ |
| Rummel, Klepper and Kahl, LLP | | C-770A RUMMEL, KLEPPER & KAHL, LLP / TOA - Electronic Toll Collection / Tolling - Consulting Engineer Agreement | \$1,250,000.00 | \$435,368.95 | \$2,660.14 | 0.61% | F |

*Met or Exceeded the Target

*Did Not Meet the Target

*P/T/D = Paid To Date

Delaware River Joint Toll Bridge Commission

Meeting of May 19, 2025

Active Professional Services Projects Payments Detail Report

Date: From 07/01/2014 To 04/30/2025

| IBE Payments Legend | |
|---------------------|------------------------------|
| Score Rankings | IBE Commitment Participation |
| A+ | 45% & above |
| A | 35% to 44.9% |
| B+ | 30% to 34.9% |
| B | 25% to 29.9% |
| C+ | 20% to 24.9% |
| C | 15% to 19.9% |
| D+ | 10% to 14.9% |
| D | 5% to 9.9% |
| F | 4.9% & below |

| Prime Consultants | IBE Firm | Project Title | Contract Value | Prime P / T / D | IBE P / T / D | IBE Actual | Score |
|---|----------|---|----------------|-----------------|---------------|------------|-------|
| French & Parrello Associates | | C-771A FRENCH & PARRELLO ASSOCIATES, P.A. / TOA - Facilities - Consulting Engineer Agreement | \$1,185,000.00 | \$677,854.36 | \$158,793.65 | 23.43% | C+ |
| KS Engineers, P.C. (IBE Prime) | MBE | C-772A KS ENGINEERS, PC / TOA - Construction Inspection - Consulting Engineer Agreement | \$500,000.00 | \$369,075.27 | \$369,075.27 | 100.00% | A+ |
| IH Engineers, P.C. (IBE Prime) | SBE | C-782A IH ENGINEERS, PC (IBE) / Underwater Substructure Improvement Design - All Regions - Professional Engineering Services Agreement | \$1,866,074.12 | \$764,532.45 | \$764,532.45 | 100.00% | A+ |
| Traffic Planning and Design, Inc. | | C-788A TRAFFIC PLANNING & DESIGN, INC. / TOA - Structural / Civil - Consulting Engineer Agreement | \$1,000,000.00 | \$297,779.44 | \$18,607.36 | 6.25% | D |
| Pennoni Associates Inc | | C-789A PENNONI ASSOCIATES, INC. / TOA - Consulting Engineer Agreement | \$500,000.00 | \$- | \$- | 0.00% | N/A |
| Traffic Planning and Design, Inc. (IBE Prime) | SBE | C-802A TRAFFIC PLANNING AND DESIGN, INC. / TOA - PROFESSIONAL ENGINEERING SERVICES - STRUCTURAL / CIVIL | \$1,000,000.00 | \$- | \$- | 0.00% | N/A |
| French & Parrello Associates (IBE Prime) | VBE | C-803A FRENCH & PARRELLO ASSOCIATES, PA / TOA - Consulting Engineer Agreement | \$1,000,000.00 | \$- | \$- | 0.00% | N/A |
| Joseph Jingoli & Son, Inc. | | CM-519A JOSEPH JINGOLI & SON, INC. / Southern Operations & Maintenance Facilities Improvements - Consulting Engineer Agreement | \$3,611,070.08 | \$3,041,188.17 | \$829,465.65 | 27.27% | B |
| Johnson, Mirmiran and Thompson, Inc. | | CM-590A JOHNSON, MIRMIRAN AND THOMPSON, INC. / Northampton St. TSB Rehabilitation - CM / CI Services - Consulting Engineer Agreement | \$1,554,968.16 | \$1,279,571.54 | \$325,198.53 | 25.41% | B |
| Urban Engineers, Inc. | | CM-642A URBAN ENGINEERS, INC. / UHLERSTOWN - FRENCHTOWN TSB REHABILITATION / CONSTRUCTION MANAGEMENT & INSPECTION SERVICES | \$1,587,138.62 | \$- | \$- | 0.00% | N/A |
| Urban Engineers, Inc. | | CM-694A URBAN ENGINEERS, INC. / New Hope Lambertville TSB Rehabilitation - CM / CI Services - Consulting Engineer Agreement | \$1,373,553.71 | \$1,203,908.76 | \$323,402.30 | 26.86% | B |
| Greenman-Pedersen, Inc. | | CM-766A GREENMAN-PEDERSEN, INC. / I-78 NJ Roadway Rehabilitation and Power & Communication Infrastructure Improvements - CM / CI Services - Consulting Engineer Agreement | \$2,405,208.16 | \$1,639,916.11 | \$231,504.01 | 14.12% | D+ |

*Met or Exceeded the Target

*Did Not Meet the Target

*P/T/D = Paid To Date

Delaware River Joint Toll Bridge Commission

Meeting of May 19, 2025

Completed Construction Projects - Summary's & Scores (IBE Payments, Workforce Hours & Ethnicity Participation)

Date: From 07/01/2014 To 04/30/2025

| IBE Payments Legend | |
|---------------------|------------------------------|
| Score Rankings | IBE Commitment Participation |
| A+ | 45% & above |
| A | 35% to 44.9% |
| B+ | 30% to 34.9% |
| B | 25% to 29.9% |
| C+ | 20% to 24.9% |
| C | 15% to 19.9% |
| D+ | 10% to 14.9% |
| D | 5% to 9.9% |
| F | 4.9% & below |

Total of all Primes Contract Values \$534,794,670.62

Total Payments to all Primes \$528,086,097.36

Total Payments to all IBEs \$105,877,126.60

IBE Target 25.00%

IBE Actual 20.05%

| Workforce Utilization Legend | | |
|------------------------------|------------------------------------|----------------------------------|
| Score Rankings | Workforce Commitment Participation | Ethnicity & Gender Participation |
| A+ | 30% & above | 25% & above |
| A | 25% to 29.9% | 15% to 24.9% |
| B+ | 20% to 24.9% | over 15% |
| B | 15% to 19.9% | 10% to 14.9% |
| C+ | 10% to 14.9% | over 10% |
| C | 10% to 14.9% | 7.5% to 9.9% |
| D+ | 5% to 9.9% | over 7.5% |
| D | 5% to 9.9% | 5% to 7.4% |
| F | 4.9% & below | 4.9% & below |

| COMPLETED CONSTRUCTION PROJECTS | | | | | | | | | | | | | | |
|---------------------------------|-----------------------|---------------------|-------------|-------------------------------------|--------------------------------|--------------------|-----------------|----------------------|-------------------|--------------------------------------|-------------|------------|---------|---------------------------------------|
| Payments Summary | | | | | Workforce Hours Summary 19.65% | | | | | Ethnicity Participation Summary | | | | |
| Total Contracts Value | Total Prime P / T / D | Total IBE P / T / D | Total IBE % | Payments Score (Total IBE Payments) | Total Number of Workers | Total Hours Worked | Caucasian Hours | Total Minority Hours | Total Women Hours | Workforce Score (Total Hours Worked) | Caucasian % | Minority % | Women % | Ethnicity Score (Total Participation) |
| \$534,794,670.62 | \$528,086,097.36 | \$105,877,126.60 | 20.05% | C+ | 4368 | 1,727,135.45 | 1,433,818.06 | 293,317.39 | 46,107.00 | B | 83.02% | 16.98% | 2.67% | A |

| T-508A BRACY - I-78 Maintenance Garage Expansion at I-78 PA Welcome Center / Maintenance Facility | | | | | | | | | | | | | | |
|---|-----------------------|---------------------|-------------|-------------------------------------|-------------------------------|--------------------|-----------------|----------------------|-------------------|--------------------------------------|-------------|------------|---------|---------------------------------------|
| Payments Summary | | | | | Workforce Hours Summary 7.39% | | | | | Ethnicity Participation Summary | | | | |
| Total Contracts Value | Total Prime P / T / D | Total IBE P / T / D | Total IBE % | Payments Score (Total IBE Payments) | Total Number of Workers | Total Hours Worked | Caucasian Hours | Total Minority Hours | Total Women Hours | Workforce Score (Total Hours Worked) | Caucasian % | Minority % | Women % | Ethnicity Score (Total Participation) |
| \$10,049,000.00 | \$9,845,176.91 | \$1,589,381.54 | 16.14% | C | 244 | 31,516.58 | 30,048.08 | 1,468.50 | 861.25 | D | 95.34% | 4.66% | 2.73% | F |

| T-514A WEST SIDE - DIII Toll Bridges Facilities Emergency Standby Generators Improvements | | | | | | | | | | | | | | |
|---|-----------------------|---------------------|-------------|-------------------------------------|-------------------------------|--------------------|-----------------|----------------------|-------------------|--------------------------------------|-------------|------------|---------|---------------------------------------|
| Payments Summary | | | | | Workforce Hours Summary 0.00% | | | | | Ethnicity Participation Summary | | | | |
| Total Contracts Value | Total Prime P / T / D | Total IBE P / T / D | Total IBE % | Payments Score (Total IBE Payments) | Total Number of Workers | Total Hours Worked | Caucasian Hours | Total Minority Hours | Total Women Hours | Workforce Score (Total Hours Worked) | Caucasian % | Minority % | Women % | Ethnicity Score (Total Participation) |
| \$680,480.00 | \$644,686.00 | \$197,339.99 | 30.61% | B+ | 0 | 0.00 | 0.00 | 0.00 | 0.00 | N/A | 0.00% | 0.00% | 0.00% | N/A |

| T-566A INTERCOUNTY PAVING - PORTLAND COLUMBIA TOLL BRIDGE APPROACH ROADWAY IMPROVEMENTS | | | | | | | | | | | | | | |
|---|-----------------------|---------------------|-------------|-------------------------------------|-------------------------------|--------------------|-----------------|----------------------|-------------------|--------------------------------------|-------------|------------|---------|---------------------------------------|
| Payments Summary | | | | | Workforce Hours Summary 0.00% | | | | | Ethnicity Participation Summary | | | | |
| Total Contracts Value | Total Prime P / T / D | Total IBE P / T / D | Total IBE % | Payments Score (Total IBE Payments) | Total Number of Workers | Total Hours Worked | Caucasian Hours | Total Minority Hours | Total Women Hours | Workforce Score (Total Hours Worked) | Caucasian % | Minority % | Women % | Ethnicity Score (Total Participation) |
| \$6,317,000.00 | \$6,193,334.28 | \$1,877,906.86 | 30.32% | B+ | 0 | 0.00 | 0.00 | 0.00 | 0.00 | N/A | 0.00% | 0.00% | 0.00% | N/A |

| T-611A MAGNUM (IBE) NH-L Toll Bridge Salt Storage Facility | | | | | | | | | | | | | | |
|--|-----------------------|---------------------|-------------|-------------------------------------|-------------------------------|--------------------|-----------------|----------------------|-------------------|--------------------------------------|-------------|------------|---------|---------------------------------------|
| Payments Summary | | | | | Workforce Hours Summary 2.16% | | | | | Ethnicity Participation Summary | | | | |
| Total Contracts Value | Total Prime P / T / D | Total IBE P / T / D | Total IBE % | Payments Score (Total IBE Payments) | Total Number of Workers | Total Hours Worked | Caucasian Hours | Total Minority Hours | Total Women Hours | Workforce Score (Total Hours Worked) | Caucasian % | Minority % | Women % | Ethnicity Score (Total Participation) |
| \$1,439,584.00 | \$1,348,934.71 | \$1,348,934.71 | 100.00% | A+ | 65 | 5,925.50 | 5,805.50 | 120.00 | 8.00 | F | 97.97% | 2.03% | 0.14% | F |

| T-641A MERC0 - Easton / Phillipsburg Ramp C Stabilization | | | | | | | | | | | | | | |
|---|-----------------------|---------------------|-------------|-------------------------------------|-------------------------------|--------------------|-----------------|----------------------|-------------------|--------------------------------------|-------------|------------|---------|---------------------------------------|
| Payments Summary | | | | | Workforce Hours Summary 0.00% | | | | | Ethnicity Participation Summary | | | | |
| Total Contracts Value | Total Prime P / T / D | Total IBE P / T / D | Total IBE % | Payments Score (Total IBE Payments) | Total Number of Workers | Total Hours Worked | Caucasian Hours | Total Minority Hours | Total Women Hours | Workforce Score (Total Hours Worked) | Caucasian % | Minority % | Women % | Ethnicity Score (Total Participation) |
| \$1,130,000.00 | \$998,300.00 | \$998,300.00 | 100.00% | A+ | 0 | 0.00 | 0.00 | 0.00 | 0.00 | N/A | 0.00% | 0.00% | 0.00% | N/A |

| T-644A J.D. ECKMAN - Easton Phillipsburg TB Facility Administration Bldg. | | | | | | | | | | | | | | |
|---|-----------------------|---------------------|-------------|-------------------------------------|--------------------------------|--------------------|-----------------|----------------------|-------------------|--------------------------------------|-------------|------------|---------|---------------------------------------|
| Payments Summary | | | | | Workforce Hours Summary 28.50% | | | | | Ethnicity Participation Summary | | | | |
| Total Contracts Value | Total Prime P / T / D | Total IBE P / T / D | Total IBE % | Payments Score (Total IBE Payments) | Total Number of Workers | Total Hours Worked | Caucasian Hours | Total Minority Hours | Total Women Hours | Workforce Score (Total Hours Worked) | Caucasian % | Minority % | Women % | Ethnicity Score (Total Participation) |
| \$11,117,003.61 | \$11,038,703.72 | \$3,066,725.97 | 27.78% | B | 320 | 47,800.75 | 35,278.00 | 12,522.75 | 1,098.75 | A | 73.80% | 26.20% | 2.30% | A+ |

Delaware River Joint Toll Bridge Commission

Meeting of May 19, 2025

Completed Construction Projects - Summary's & Scores (IBE Payments, Workforce Hours & Ethnicity Participation)

Date: From 07/01/2014 To 04/30/2025

| IBE Payments Legend | |
|---------------------|------------------------------|
| Score Rankings | IBE Commitment Participation |
| A+ | 45% & above |
| A | 35% to 44.9% |
| B+ | 30% to 34.9% |
| B | 25% to 29.9% |
| C+ | 20% to 24.9% |
| C | 15% to 19.9% |
| D+ | 10% to 14.9% |
| D | 5% to 9.9% |
| F | 4.9% & below |

Total of all Primes Contract Values **\$534,794,670.62**

Total Payments to all Primes **\$528,086,097.36**

Total Payments to all IBEs **\$105,877,126.60**

IBE Target **25.00%**

IBE Actual **20.05%**

| Workforce Utilization Legend | | |
|------------------------------|------------------------------------|----------------------------------|
| Score Rankings | Workforce Commitment Participation | Ethnicity & Gender Participation |
| A+ | 30% & above | 25% & above |
| A | 25% to 29.9% | 15% to 24.9% |
| B+ | 20% to 24.9% | over 15% |
| B | 15% to 19.9% | 10% to 14.9% |
| C+ | 10% to 14.9% | over 10% |
| C | 10% to 14.9% | 7.5% to 9.9% |
| D+ | 5% to 9.9% | over 7.5% |
| D | 5% to 9.9% | 5% to 7.4% |
| F | 4.9% & below | 4.9% & below |

| T-645A MJF Building & Facilities Energy Conservation | | | | | | | | | | | | | | |
|--|-----------------------|---------------------|-------------|-------------------------------------|--------------------------------|--------------------|-----------------|----------------------|-------------------|--------------------------------------|-------------|------------|---------|---------------------------------------|
| Payments Summary | | | | | Workforce Hours Summary 23.54% | | | | | Ethnicity Participation Summary | | | | |
| Total Contracts Value | Total Prime P / T / D | Total IBE P / T / D | Total IBE % | Payments Score (Total IBE Payments) | Total Number of Workers | Total Hours Worked | Caucasian Hours | Total Minority Hours | Total Women Hours | Workforce Score (Total Hours Worked) | Caucasian % | Minority % | Women % | Ethnicity Score (Total Participation) |
| \$5,376,806.87 | \$5,376,806.87 | \$5,376,806.87 | 100.00% | A+ | 46 | 9,735.28 | 7,509.23 | 2,226.05 | 65.75 | B+ | 77.13% | 22.87% | 0.68% | A |

| T-645B SCHNEIDER ELECTRIC Building & Facilities Energy Conservation Measures - Mechanical/Controls | | | | | | | | | | | | | | |
|--|-----------------------|---------------------|-------------|-------------------------------------|-------------------------------|--------------------|-----------------|----------------------|-------------------|--------------------------------------|-------------|------------|---------|---------------------------------------|
| Payments Summary | | | | | Workforce Hours Summary 0.00% | | | | | Ethnicity Participation Summary | | | | |
| Total Contracts Value | Total Prime P / T / D | Total IBE P / T / D | Total IBE % | Payments Score (Total IBE Payments) | Total Number of Workers | Total Hours Worked | Caucasian Hours | Total Minority Hours | Total Women Hours | Workforce Score (Total Hours Worked) | Caucasian % | Minority % | Women % | Ethnicity Score (Total Participation) |
| \$1,247,159.50 | \$1,247,159.50 | \$129,525.50 | 10.39% | D+ | 7 | 1,625.50 | 1,625.50 | 0.00 | 0.00 | F | 100.00% | 0.00% | 0.00% | F |

| T-661A TRC - SFB Replacement Project Subsurface Boring & Sampling | | | | | | | | | | | | | | |
|---|-----------------------|---------------------|-------------|-------------------------------------|-------------------------------|--------------------|-----------------|----------------------|-------------------|--------------------------------------|-------------|------------|---------|---------------------------------------|
| Payments Summary | | | | | Workforce Hours Summary 0.00% | | | | | Ethnicity Participation Summary | | | | |
| Total Contracts Value | Total Prime P / T / D | Total IBE P / T / D | Total IBE % | Payments Score (Total IBE Payments) | Total Number of Workers | Total Hours Worked | Caucasian Hours | Total Minority Hours | Total Women Hours | Workforce Score (Total Hours Worked) | Caucasian % | Minority % | Women % | Ethnicity Score (Total Participation) |
| \$1,559,275.00 | \$1,438,941.98 | \$234,466.30 | 16.29% | C | 0 | 0.00 | 0.00 | 0.00 | 0.00 | N/A | 0.00% | 0.00% | 0.00% | N/A |

| T-666A PKF - SFB Replacement Project Construction for PA Noise Walls | | | | | | | | | | | | | | |
|--|-----------------------|---------------------|-------------|-------------------------------------|--------------------------------|--------------------|-----------------|----------------------|-------------------|--------------------------------------|-------------|------------|---------|---------------------------------------|
| Payments Summary | | | | | Workforce Hours Summary 14.94% | | | | | Ethnicity Participation Summary | | | | |
| Total Contracts Value | Total Prime P / T / D | Total IBE P / T / D | Total IBE % | Payments Score (Total IBE Payments) | Total Number of Workers | Total Hours Worked | Caucasian Hours | Total Minority Hours | Total Women Hours | Workforce Score (Total Hours Worked) | Caucasian % | Minority % | Women % | Ethnicity Score (Total Participation) |
| \$11,394,750.00 | \$11,219,737.01 | \$3,338,786.23 | 29.76% | B | 42 | 5,738.00 | 5,122.00 | 616.00 | 241.50 | C | 89.26% | 10.74% | 4.21% | B |

| T-667A AP CONSTRUCTION - SFB Replacement Project Tree Clearing | | | | | | | | | | | | | | |
|--|-----------------------|---------------------|-------------|-------------------------------------|-------------------------------|--------------------|-----------------|----------------------|-------------------|--------------------------------------|-------------|------------|---------|---------------------------------------|
| Payments Summary | | | | | Workforce Hours Summary 0.00% | | | | | Ethnicity Participation Summary | | | | |
| Total Contracts Value | Total Prime P / T / D | Total IBE P / T / D | Total IBE % | Payments Score (Total IBE Payments) | Total Number of Workers | Total Hours Worked | Caucasian Hours | Total Minority Hours | Total Women Hours | Workforce Score (Total Hours Worked) | Caucasian % | Minority % | Women % | Ethnicity Score (Total Participation) |
| \$1,814,999.39 | \$1,721,688.26 | \$454,825.01 | 26.42% | B | 0 | 0.00 | 0.00 | 0.00 | 0.00 | N/A | 0.00% | 0.00% | 0.00% | N/A |

| T-668A TRUMBULL 2 New Jersey - SFB Replacement Project | | | | | | | | | | | | | | |
|--|-----------------------|---------------------|-------------|-------------------------------------|--------------------------------|--------------------|-----------------|----------------------|-------------------|--------------------------------------|-------------|------------|---------|---------------------------------------|
| Payments Summary | | | | | Workforce Hours Summary 21.57% | | | | | Ethnicity Participation Summary | | | | |
| Total Contracts Value | Total Prime P / T / D | Total IBE P / T / D | Total IBE % | Payments Score (Total IBE Payments) | Total Number of Workers | Total Hours Worked | Caucasian Hours | Total Minority Hours | Total Women Hours | Workforce Score (Total Hours Worked) | Caucasian % | Minority % | Women % | Ethnicity Score (Total Participation) |
| \$- | \$- | \$- | 0.00% | N/A | 1729 | 666,190.74 | 539,434.44 | 126,756.30 | 16,967.50 | B+ | 80.97% | 19.03% | 2.55% | A |

| T-668A TRUMBULL 1 Pennsylvania SFB Bridge Replacement Project | | | | | | | | | | | | | | |
|---|-----------------------|---------------------|-------------|-------------------------------------|--------------------------------|--------------------|-----------------|----------------------|-------------------|--------------------------------------|-------------|------------|---------|---------------------------------------|
| Payments Summary | | | | | Workforce Hours Summary 18.76% | | | | | Ethnicity Participation Summary | | | | |
| Total Contracts Value | Total Prime P / T / D | Total IBE P / T / D | Total IBE % | Payments Score (Total IBE Payments) | Total Number of Workers | Total Hours Worked | Caucasian Hours | Total Minority Hours | Total Women Hours | Workforce Score (Total Hours Worked) | Caucasian % | Minority % | Women % | Ethnicity Score (Total Participation) |
| \$436,216,954.02 | \$437,608,416.90 | \$76,711,826.97 | 17.53% | C | 1953 | 841,284.08 | 709,643.76 | 131,640.32 | 26,191.25 | B | 84.35% | 15.65% | 3.11% | A |

Delaware River Joint Toll Bridge Commission

Meeting of May 19, 2025

Completed Construction Projects - Summary's & Scores (IBE Payments, Workforce Hours & Ethnicity Participation)

Date: From 07/01/2014 To 04/30/2025

| IBE Payments Legend | |
|---------------------|------------------------------|
| Score Rankings | IBE Commitment Participation |
| A+ | 45% & above |
| A | 35% to 44.9% |
| B+ | 30% to 34.9% |
| B | 25% to 29.9% |
| C+ | 20% to 24.9% |
| C | 15% to 19.9% |
| D+ | 10% to 14.9% |
| D | 5% to 9.9% |
| F | 4.9% & below |

Total of all Primes Contract Values **\$534,794,670.62**

Total Payments to all Primes **\$528,086,097.36**

Total Payments to all IBEs **\$105,877,126.60**

IBE Target **25.00%**

IBE Actual **20.05%**

| Workforce Utilization Legend | | |
|------------------------------|------------------------------------|----------------------------------|
| Score Rankings | Workforce Commitment Participation | Ethnicity & Gender Participation |
| A+ | 30% & above | 25% & above |
| A | 25% to 29.9% | 15% to 24.9% |
| B+ | 20% to 24.9% | over 15% |
| B | 15% to 19.9% | 10% to 14.9% |
| C+ | 10% to 14.9% | over 10% |
| C | 10% to 14.9% | 7.5% to 9.9% |
| D+ | 5% to 9.9% | over 7.5% |
| D | 5% to 9.9% | 5% to 7.4% |
| F | 4.9% & below | 4.9% & below |

| T-705A SPARWICK - I-78 Toll Plaza Bumper Block Replacement | | | | | | | | | | | | | | |
|--|-----------------------|---------------------|-------------|-------------------------------------|-------------------------------|--------------------|-----------------|----------------------|-------------------|--------------------------------------|-------------|------------|---------|---------------------------------------|
| Payments Summary | | | | | Workforce Hours Summary 0.00% | | | | | Ethnicity Participation Summary | | | | |
| Total Contracts Value | Total Prime P / T / D | Total IBE P / T / D | Total IBE % | Payments Score (Total IBE Payments) | Total Number of Workers | Total Hours Worked | Caucasian Hours | Total Minority Hours | Total Women Hours | Workforce Score (Total Hours Worked) | Caucasian % | Minority % | Women % | Ethnicity Score (Total Participation) |
| \$160,006.00 | \$160,006.00 | \$160,006.00 | 100.00% | A+ | 0 | 0.00 | 0.00 | 0.00 | 0.00 | N/A | 0.00% | 0.00% | 0.00% | N/A |

| T-707A Bracy Commission Administration Building at SFB & Adaptive Reuse of the 1799 Building | | | | | | | | | | | | | | |
|--|-----------------------|---------------------|-------------|-------------------------------------|--------------------------------|--------------------|-----------------|----------------------|-------------------|--------------------------------------|-------------|------------|---------|---------------------------------------|
| Payments Summary | | | | | Workforce Hours Summary 12.32% | | | | | Ethnicity Participation Summary | | | | |
| Total Contracts Value | Total Prime P / T / D | Total IBE P / T / D | Total IBE % | Payments Score (Total IBE Payments) | Total Number of Workers | Total Hours Worked | Caucasian Hours | Total Minority Hours | Total Women Hours | Workforce Score (Total Hours Worked) | Caucasian % | Minority % | Women % | Ethnicity Score (Total Participation) |
| \$21,468,985.71 | \$21,468,985.71 | \$4,382,167.83 | 20.41% | C+ | 435 | 80,061.86 | 70,408.20 | 9,653.66 | 209.00 | C | 87.94% | 12.06% | 0.26% | B |

| T-708A Allied Painting New Hope-Lambertville Toll Bridge Floor System Rehabilitation -Facility Administration Building | | | | | | | | | | | | | | |
|--|-----------------------|---------------------|-------------|-------------------------------------|--------------------------------|--------------------|-----------------|----------------------|-------------------|--------------------------------------|-------------|------------|---------|---------------------------------------|
| Payments Summary | | | | | Workforce Hours Summary 64.86% | | | | | Ethnicity Participation Summary | | | | |
| Total Contracts Value | Total Prime P / T / D | Total IBE P / T / D | Total IBE % | Payments Score (Total IBE Payments) | Total Number of Workers | Total Hours Worked | Caucasian Hours | Total Minority Hours | Total Women Hours | Workforce Score (Total Hours Worked) | Caucasian % | Minority % | Women % | Ethnicity Score (Total Participation) |
| \$1,694,000.00 | \$1,546,100.00 | \$170,944.28 | 11.06% | D+ | 26 | 5,244.00 | 1,842.50 | 3,401.50 | 0.00 | A+ | 35.14% | 64.86% | 0.00% | A+ |

| T-711AR BRACY - Easton Phillipsburg Toll Bridge Salt Storage Building | | | | | | | | | | | | | | |
|---|-----------------------|---------------------|-------------|-------------------------------------|--------------------------------|--------------------|-----------------|----------------------|-------------------|--------------------------------------|-------------|------------|---------|---------------------------------------|
| Payments Summary | | | | | Workforce Hours Summary 15.61% | | | | | Ethnicity Participation Summary | | | | |
| Total Contracts Value | Total Prime P / T / D | Total IBE P / T / D | Total IBE % | Payments Score (Total IBE Payments) | Total Number of Workers | Total Hours Worked | Caucasian Hours | Total Minority Hours | Total Women Hours | Workforce Score (Total Hours Worked) | Caucasian % | Minority % | Women % | Ethnicity Score (Total Participation) |
| \$1,711,600.00 | \$1,666,931.06 | \$18,727.94 | 1.12% | F | 77 | 5,669.75 | 4,784.50 | 885.25 | 0.00 | B | 84.39% | 15.61% | 0.00% | A |

| T-717A BRACY Milford-Montague Toll Bridge Salt Storage Building | | | | | | | | | | | | | | |
|---|-----------------------|---------------------|-------------|-------------------------------------|-------------------------------|--------------------|-----------------|----------------------|-------------------|--------------------------------------|-------------|------------|---------|---------------------------------------|
| Payments Summary | | | | | Workforce Hours Summary 7.70% | | | | | Ethnicity Participation Summary | | | | |
| Total Contracts Value | Total Prime P / T / D | Total IBE P / T / D | Total IBE % | Payments Score (Total IBE Payments) | Total Number of Workers | Total Hours Worked | Caucasian Hours | Total Minority Hours | Total Women Hours | Workforce Score (Total Hours Worked) | Caucasian % | Minority % | Women % | Ethnicity Score (Total Participation) |
| \$1,244,000.00 | \$1,232,810.45 | \$70,588.96 | 5.73% | D | 43 | 3,227.00 | 2,978.50 | 248.50 | 0.00 | D | 92.30% | 7.70% | 0.00% | C |

| T-719A ROAD-CON Delaware Water Gap Toll Bridge Facility Westbound Toll Plaza Roadway and NJ Approach Repairs. | | | | | | | | | | | | | | |
|---|-----------------------|---------------------|-------------|-------------------------------------|--------------------------------|--------------------|-----------------|----------------------|-------------------|--------------------------------------|-------------|------------|---------|---------------------------------------|
| Payments Summary | | | | | Workforce Hours Summary 23.68% | | | | | Ethnicity Participation Summary | | | | |
| Total Contracts Value | Total Prime P / T / D | Total IBE P / T / D | Total IBE % | Payments Score (Total IBE Payments) | Total Number of Workers | Total Hours Worked | Caucasian Hours | Total Minority Hours | Total Women Hours | Workforce Score (Total Hours Worked) | Caucasian % | Minority % | Women % | Ethnicity Score (Total Participation) |
| \$3,773,197.85 | \$3,554,825.27 | \$610,051.82 | 17.16% | C | 123 | 9,822.57 | 7,915.77 | 1,906.80 | 419.50 | B+ | 80.59% | 19.41% | 4.27% | A |

| T-730A BRACY Southern Operations & Maintenance Facilities Improvements Trenton Morrisville Salt Operations | | | | | | | | | | | | | | |
|--|-----------------------|---------------------|-------------|-------------------------------------|-------------------------------|--------------------|-----------------|----------------------|-------------------|--------------------------------------|-------------|------------|---------|---------------------------------------|
| Payments Summary | | | | | Workforce Hours Summary 6.85% | | | | | Ethnicity Participation Summary | | | | |
| Total Contracts Value | Total Prime P / T / D | Total IBE P / T / D | Total IBE % | Payments Score (Total IBE Payments) | Total Number of Workers | Total Hours Worked | Caucasian Hours | Total Minority Hours | Total Women Hours | Workforce Score (Total Hours Worked) | Caucasian % | Minority % | Women % | Ethnicity Score (Total Participation) |
| \$3,275,000.00 | \$3,234,621.97 | \$450,025.89 | 13.91% | D+ | 57 | 5,831.08 | 5,471.58 | 359.50 | 40.00 | D | 93.83% | 6.17% | 0.69% | D |

Delaware River Joint Toll Bridge Commission

Meeting of May 19, 2025

Completed Construction Projects - Summary's & Scores (IBE Payments, Workforce Hours & Ethnicity Participation)

Date: From 07/01/2014 To 04/30/2025

| IBE Payments Legend | |
|---------------------|------------------------------|
| Score Rankings | IBE Commitment Participation |
| A+ | 45% & above |
| A | 35% to 44.9% |
| B+ | 30% to 34.9% |
| B | 25% to 29.9% |
| C+ | 20% to 24.9% |
| C | 15% to 19.9% |
| D+ | 10% to 14.9% |
| D | 5% to 9.9% |
| F | 4.9% & below |

Total of all Primes Contract Values **\$534,794,670.62**

Total Payments to all Primes **\$528,086,097.36**

Total Payments to all IBEs **\$105,877,126.60**

IBE Target **25.00%**

IBE Actual **20.05%**

| Workforce Utilization Legend | | |
|------------------------------|------------------------------------|----------------------------------|
| Score Rankings | Workforce Commitment Participation | Ethnicity & Gender Participation |
| A+ | 30% & above | 25% & above |
| A | 25% to 29.9% | 15% to 24.9% |
| B+ | 20% to 24.9% | over 15% |
| B | 15% to 19.9% | 10% to 14.9% |
| C+ | 10% to 14.9% | over 10% |
| C | 10% to 14.9% | 7.5% to 9.9% |
| D+ | 5% to 9.9% | over 7.5% |
| D | 5% to 9.9% | 5% to 7.4% |
| F | 4.9% & below | 4.9% & below |

| T-746A ROAD-CON, INC. / Trenton Morrisville TB Roadway repaving and Deck Sealing Improvements | | | | | | | | | | | | | | |
|---|-----------------------|---------------------|-------------|-------------------------------------|--------------------------------|--------------------|-----------------|----------------------|-------------------|--------------------------------------|-------------|------------|---------|---------------------------------------|
| Payments Summary | | | | | Workforce Hours Summary 25.00% | | | | | Ethnicity Participation Summary | | | | |
| Total Contracts Value | Total Prime P / T / D | Total IBE P / T / D | Total IBE % | Payments Score (Total IBE Payments) | Total Number of Workers | Total Hours Worked | Caucasian Hours | Total Minority Hours | Total Women Hours | Workforce Score (Total Hours Worked) | Caucasian % | Minority % | Women % | Ethnicity Score (Total Participation) |
| \$1.00 | \$- | \$- | 0.00% | N/A | 5 | 64.00 | 48.00 | 16.00 | 0.00 | A | 75.00% | 25.00% | 0.00% | A+ |

| TS-639B MOUNT CONSTRUCTION - Lower Trenton TSB Approach Roadways Improvements | | | | | | | | | | | | | | |
|---|-----------------------|---------------------|-------------|-------------------------------------|-------------------------------|--------------------|-----------------|----------------------|-------------------|--------------------------------------|-------------|------------|---------|---------------------------------------|
| Payments Summary | | | | | Workforce Hours Summary 0.00% | | | | | Ethnicity Participation Summary | | | | |
| Total Contracts Value | Total Prime P / T / D | Total IBE P / T / D | Total IBE % | Payments Score (Total IBE Payments) | Total Number of Workers | Total Hours Worked | Caucasian Hours | Total Minority Hours | Total Women Hours | Workforce Score (Total Hours Worked) | Caucasian % | Minority % | Women % | Ethnicity Score (Total Participation) |
| \$2,731,688.30 | \$2,090,794.00 | \$2,090,794.00 | 100.00% | A+ | 0 | 0.00 | 0.00 | 0.00 | 0.00 | N/A | 0.00% | 0.00% | 0.00% | N/A |

| TS-650A ROAD-CON - RIVERTON BELVIDERE TSB | | | | | | | | | | | | | | |
|---|-----------------------|---------------------|-------------|-------------------------------------|-------------------------------|--------------------|-----------------|----------------------|-------------------|--------------------------------------|-------------|------------|---------|---------------------------------------|
| Payments Summary | | | | | Workforce Hours Summary 0.00% | | | | | Ethnicity Participation Summary | | | | |
| Total Contracts Value | Total Prime P / T / D | Total IBE P / T / D | Total IBE % | Payments Score (Total IBE Payments) | Total Number of Workers | Total Hours Worked | Caucasian Hours | Total Minority Hours | Total Women Hours | Workforce Score (Total Hours Worked) | Caucasian % | Minority % | Women % | Ethnicity Score (Total Participation) |
| \$708,707.00 | \$652,738.50 | \$28,347.48 | 4.34% | F | 0 | 0.00 | 0.00 | 0.00 | 0.00 | N/A | 0.00% | 0.00% | 0.00% | N/A |

| TS-677A SPARWICK - SF TSB Interim Deck Repairs on I-95 | | | | | | | | | | | | | | |
|--|-----------------------|---------------------|-------------|-------------------------------------|--------------------------------|--------------------|-----------------|----------------------|-------------------|--------------------------------------|-------------|------------|---------|---------------------------------------|
| Payments Summary | | | | | Workforce Hours Summary 13.62% | | | | | Ethnicity Participation Summary | | | | |
| Total Contracts Value | Total Prime P / T / D | Total IBE P / T / D | Total IBE % | Payments Score (Total IBE Payments) | Total Number of Workers | Total Hours Worked | Caucasian Hours | Total Minority Hours | Total Women Hours | Workforce Score (Total Hours Worked) | Caucasian % | Minority % | Women % | Ethnicity Score (Total Participation) |
| \$999,656.00 | \$999,656.00 | \$999,656.00 | 100.00% | A+ | 8 | 580.00 | 501.00 | 79.00 | 0.00 | C | 86.38% | 13.62% | 0.00% | B |

| TS-687A CARR & DUFF - Lower Trenton Toll Supported Bridge Replacement of Sign Lighting Elements | | | | | | | | | | | | | | |
|---|-----------------------|---------------------|-------------|-------------------------------------|-------------------------------|--------------------|-----------------|----------------------|-------------------|--------------------------------------|-------------|------------|---------|---------------------------------------|
| Payments Summary | | | | | Workforce Hours Summary 1.50% | | | | | Ethnicity Participation Summary | | | | |
| Total Contracts Value | Total Prime P / T / D | Total IBE P / T / D | Total IBE % | Payments Score (Total IBE Payments) | Total Number of Workers | Total Hours Worked | Caucasian Hours | Total Minority Hours | Total Women Hours | Workforce Score (Total Hours Worked) | Caucasian % | Minority % | Women % | Ethnicity Score (Total Participation) |
| \$647,000.00 | \$647,000.00 | \$163,632.58 | 25.29% | B | 14 | 2,734.00 | 2,693.00 | 41.00 | 0.00 | F | 98.50% | 1.50% | 0.00% | F |

| TS-699A CARR & DUFF LOWER TRENTON TSB APPROACH TRAFFIC SIGNAL EQUIPMENT UPGRADES | | | | | | | | | | | | | | |
|--|-----------------------|---------------------|-------------|-------------------------------------|--------------------------------|--------------------|-----------------|----------------------|-------------------|--------------------------------------|-------------|------------|---------|---------------------------------------|
| Payments Summary | | | | | Workforce Hours Summary 28.52% | | | | | Ethnicity Participation Summary | | | | |
| Total Contracts Value | Total Prime P / T / D | Total IBE P / T / D | Total IBE % | Payments Score (Total IBE Payments) | Total Number of Workers | Total Hours Worked | Caucasian Hours | Total Minority Hours | Total Women Hours | Workforce Score (Total Hours Worked) | Caucasian % | Minority % | Women % | Ethnicity Score (Total Participation) |
| \$161,150.37 | \$161,150.32 | \$61,169.00 | 37.96% | A | 11 | 433.00 | 309.50 | 123.50 | 0.00 | A | 71.48% | 28.52% | 0.00% | A+ |

| TTS-723A J FLETCHER CREAMER On Call Beam Guide Rail & Attenuator Replacement | | | | | | | | | | | | | | |
|--|-----------------------|---------------------|-------------|-------------------------------------|--------------------------------|--------------------|-----------------|----------------------|-------------------|--------------------------------------|-------------|------------|---------|---------------------------------------|
| Payments Summary | | | | | Workforce Hours Summary 38.70% | | | | | Ethnicity Participation Summary | | | | |
| Total Contracts Value | Total Prime P / T / D | Total IBE P / T / D | Total IBE % | Payments Score (Total IBE Payments) | Total Number of Workers | Total Hours Worked | Caucasian Hours | Total Minority Hours | Total Women Hours | Workforce Score (Total Hours Worked) | Caucasian % | Minority % | Women % | Ethnicity Score (Total Participation) |
| \$1,376,666.00 | \$756,232.60 | \$113,829.53 | 15.05% | C | 55 | 2,315.50 | 1,419.50 | 896.00 | 0.00 | A+ | 61.30% | 38.70% | 0.00% | A+ |

Delaware River Joint Toll Bridge Commission

Meeting of May 19, 2025

Completed Construction Projects - Summary's & Scores (IBE Payments, Workforce Hours & Ethnicity Participation)

Date: From 07/01/2014 To 04/30/2025

| IBE Payments Legend | |
|---------------------|------------------------------|
| Score Rankings | IBE Commitment Participation |
| A+ | 45% & above |
| A | 35% to 44.9% |
| B+ | 30% to 34.9% |
| B | 25% to 29.9% |
| C+ | 20% to 24.9% |
| C | 15% to 19.9% |
| D+ | 10% to 14.9% |
| D | 5% to 9.9% |
| F | 4.9% & below |

Total of all Primes Contract Values \$534,794,670.62

Total Payments to all Primes \$528,086,097.36

Total Payments to all IBEs \$105,877,126.60

IBE Target 25.00%

IBE Actual 20.05%

| Workforce Utilization Legend | | |
|------------------------------|------------------------------------|----------------------------------|
| Score Rankings | Workforce Commitment Participation | Ethnicity & Gender Participation |
| A+ | 30% & above | 25% & above |
| A | 25% to 29.9% | 15% to 24.9% |
| B+ | 20% to 24.9% | over 15% |
| B | 15% to 19.9% | 10% to 14.9% |
| C+ | 10% to 14.9% | over 10% |
| C | 10% to 14.9% | 7.5% to 9.9% |
| D+ | 5% to 9.9% | over 7.5% |
| D | 5% to 9.9% | 5% to 7.4% |
| F | 4.9% & below | 4.9% & below |

| TTS-736A RCC BUILDERS & DEVELOPERS - (IBE) JOC for Building and Facility Work North Region | | | | | | | | | | | | | | |
|--|-------------------|-----------------|-------------|-------------------------------------|--------------------------------|--------------------|-----------------|----------------------|-------------------|--------------------------------------|-------------|------------|---------|---------------------------------------|
| Payments Summary | | | | | Workforce Hours Summary 48.50% | | | | | Ethnicity Participation Summary | | | | |
| Total Contracts Value | Total Prime P/T/D | Total IBE P/T/D | Total IBE % | Payments Score (Total IBE Payments) | Total Number of Workers | Total Hours Worked | Caucasian Hours | Total Minority Hours | Total Women Hours | Workforce Score (Total Hours Worked) | Caucasian % | Minority % | Women % | Ethnicity Score (Total Participation) |
| \$3,000,000.00 | \$68,665.26 | \$68,665.26 | 100.00% | A+ | 2 | 334.00 | 172.00 | 162.00 | 0.00 | A+ | 51.50% | 48.50% | 0.00% | A+ |

| TTS-737A RCC BUILDERS & DEVELOPERS - Job Order Contracting for Building & Facility Work SOUTH REGION | | | | | | | | | | | | | | |
|--|-------------------|-----------------|-------------|-------------------------------------|--------------------------------|--------------------|-----------------|----------------------|-------------------|--------------------------------------|-------------|------------|---------|---------------------------------------|
| Payments Summary | | | | | Workforce Hours Summary 19.88% | | | | | Ethnicity Participation Summary | | | | |
| Total Contracts Value | Total Prime P/T/D | Total IBE P/T/D | Total IBE % | Payments Score (Total IBE Payments) | Total Number of Workers | Total Hours Worked | Caucasian Hours | Total Minority Hours | Total Women Hours | Workforce Score (Total Hours Worked) | Caucasian % | Minority % | Women % | Ethnicity Score (Total Participation) |
| \$3,500,000.00 | \$1,163,694.08 | \$1,163,694.08 | 100.00% | A+ | 35 | 1,002.26 | 807.50 | 194.76 | 4.50 | B | 80.57% | 19.43% | 0.45% | A |

Delaware River Joint Toll Bridge Commission

Meeting of May 19, 2025

Completed Professional Services Projects Payments Detail Report

Date: From 07/01/2014 To 04/30/2025

| IBE Payments Legend | |
|---------------------|------------------------------|
| Score Rankings | IBE Commitment Participation |
| A+ | 45% & above |
| A | 35% to 44.9% |
| B+ | 30% to 34.9% |
| B | 25% to 29.9% |
| C+ | 20% to 24.9% |
| C | 15% to 19.9% |
| D+ | 10% to 14.9% |
| D | 5% to 9.9% |
| F | 4.9% & below |

| Summary | Contract Value | Prime P / T / D | IBE P / T / D | IBE Actual | Score |
|---|------------------|------------------|------------------|------------|-------|
| Professional and Construction Projects Totals | \$597,517,529.42 | \$583,765,241.75 | \$122,638,593.09 | 21.01% | C+ |
| Professional Services Projects Totals | \$62,722,858.80 | \$55,679,144.39 | \$16,761,466.49 | 30.10% | B+ |

| Prime Consultants | IBE Firm | Project Title | Contract Value | Prime P / T / D | IBE P / T / D | IBE Actual | Score |
|--|----------|---|----------------|-----------------|----------------|------------|-------|
| Burns Engineering, Inc. | | C-508A BURNS - I-78 Maintenance Garage Expansion | \$717,042.74 | \$717,042.74 | \$305,795.94 | 42.65% | A |
| Gannett Fleming Inc. - Camp Hill, PA | | C-644A GANNETT - I-78 Bridges & Approach Slab Rehabilitation | \$651,157.49 | \$600,565.63 | \$42,925.47 | 7.15% | D |
| Ammann & Whitney | | C-650A AMMANN - Riverton / Belvidere TSB Critical Member Strengthening - Design | \$517,538.84 | \$451,072.33 | \$36,347.80 | 8.06% | D |
| Joseph Jingoli & Son, Inc. | | C-657A JINGOLI - TOA / Building Construction Management Services - PA Assignment Level 3 Toll Bridge Facilities Energy Contract | \$300,000.00 | \$297,447.96 | \$13,380.00 | 4.50% | F |
| McCormick Taylor, Inc. | | C-662A McCORMICK - SFB Replacement Public Involvement Services | \$1,800,016.87 | \$1,566,323.71 | \$382,985.84 | 24.45% | C+ |
| Pennoni Associates Inc | | C-663A PENNONI - SFB Replacement Project Traffic Engineering Services Pre-construction Traffic Study | \$248,468.49 | \$237,424.67 | \$118,547.24 | 49.93% | A+ |
| Cherry, Weber & Associates, P.C. | | C-684A-1/2 Van Cleef Engineering Associates, LLC - formally - CHERRY WEBER ENG.-General Engineering Services 2015-2018 Annual Inspections for contract C-684A-1 | \$1,222,340.65 | \$1,222,340.65 | \$292,358.15 | 23.92% | C+ |
| Johnson, Mirmiran and Thompson, Inc. | | C-696A JMT - TOA / Engineering Services - PA Assignment | \$500,000.00 | \$436,347.22 | \$92,842.42 | 21.28% | C+ |
| Rummel, Klepper and Kahl, LLP | | C-701A RK&K - TOA / Engineering Services for Electronic Toll Collection Systems | \$500,000.00 | \$461,812.98 | \$91,464.15 | 19.81% | C |
| IH Engineers, P.C. (IBE Prime) | MBE | C-702B IH ENGS (IBE)- STRUCTURAL / CIVIL TASK ORDER AGREEMENT - NJ ASSIGNMENT | \$1,000,000.00 | \$863,109.07 | \$863,109.07 | 100.00% | A+ |
| Urban Engineers, Inc. | | C-703A URBAN - TOA / Construction Management Services for PA Assignment | \$500,000.00 | \$445,990.62 | \$89,676.75 | 20.11% | C+ |
| USA Architects (IBE Prime) | SBE | C-707A USA - Commission Administration Building at Scudder Falls | \$1,376,451.71 | \$1,376,354.11 | \$1,376,354.11 | 100.00% | A+ |
| Pennoni Associates Inc | | C-715A PENNONI ASSOCIATES INC -Structural/Civil Task Order Agreement - PA Assignment | \$1,000,000.00 | \$826,516.45 | \$198,308.65 | 23.99% | C+ |
| KS Engineers, P.C. (IBE Prime) | MBE | C-733A KS ENGINEERS, P.C. - CONSTRUCTION MANAGEMENT SERVICES TASK ORDER AGREEMENT FOR PROFESSIONAL ENGINEERING SERVICES | \$500,000.00 | \$459,522.55 | \$459,522.55 | 100.00% | A+ |
| Pickering, Corts & Summerson, Inc. (IBE Prime) | SBE | C-757A - PICKERING, CORTS & SUMMERSON -- SBE - PROFESSIONAL ENGINEERING SERVICES FOR THE GENERAL ENGINEERING SERVICES 2021-2021 ANNUAL INSPECTION | \$1,280,000.00 | \$531,101.62 | \$531,101.62 | 100.00% | A+ |
| Jacobs Engineering Group Inc. | | CI-566A JACOBS - Portland / Columbia Toll Bridge Approach Roadways Improvements | \$532,349.00 | \$476,991.53 | \$144,473.11 | 30.29% | B+ |
| Jacobs Engineering Group Inc. | | CI-665A JACOBS - SFB Replacement Project Engineering Services for PA Noise Walls Construction | \$626,965.76 | \$626,933.76 | \$44,766.05 | 7.14% | D |
| TRC Engineers | | CI-671A TRC - SFB Replacement Project Engineering Services for PA Approach Improvements | \$6,515,220.03 | \$4,191,312.55 | \$1,401,556.53 | 33.44% | B+ |
| WSP/PARSONS BRINCKERHOFF, INC | | CI-672A PARSONS (WSP) - SFB Replacement Project Engineering Services for Main River Bridge Replacement | \$7,776,718.32 | \$5,398,968.46 | \$1,398,298.09 | 25.90% | B |
| Gannett Fleming Inc. - Camp Hill, PA | | CI-673A GANNETT - SFB Replacement Project Engineering Services for NJ Approach Construction | \$6,568,103.32 | \$6,084,459.84 | \$1,932,944.20 | 31.77% | B+ |
| STV Inc. - Trenton, NJ | | CM-508A STV - I-78 Maintenance Garage Expansion Engineering Services for Construction Management | \$586,402.81 | \$582,335.21 | \$44,851.79 | 7.70% | D |
| Greenman-Pedersen, Inc. | | CM-644A GPI - I-78 Bridges and Approach Slabs Rehabilitation Construction Management / Inspection Services | \$1,545,442.08 | \$1,429,603.53 | \$266,934.72 | 18.67% | C |
| Greenman-Pedersen, Inc. | | CM-664A GPI - SFB Replacement Project PA Noise Walls Construction Management Services | \$912,693.42 | \$849,622.00 | \$137,484.89 | 16.18% | C |

*Met or Exceeded the Target

*Did Not Meet the Target

*P/T/D = Paid To Date

Delaware River Joint Toll Bridge Commission

Meeting of May 19, 2025

Completed Professional Services Projects Payments Detail Report

Date: From 07/01/2014 To 04/30/2025

| IBE Payments Legend | |
|---------------------|------------------------------|
| Score Rankings | IBE Commitment Participation |
| A+ | 45% & above |
| A | 35% to 44.9% |
| B+ | 30% to 34.9% |
| B | 25% to 29.9% |
| C+ | 20% to 24.9% |
| C | 15% to 19.9% |
| D+ | 10% to 14.9% |
| D | 5% to 9.9% |
| F | 4.9% & below |

| Prime Consultants | IBE Firm | Project Title | Contract Value | Prime P / T / D | IBE P / T / D | IBE Actual | Score |
|---|----------|--|-----------------|-----------------|----------------|------------|-------|
| Hill International, Inc. - Philadelphia, PA | | CM-669A HILL - SFB Replacement Project Construction Management Services | \$25,015,066.98 | \$25,015,064.91 | \$6,459,687.39 | 25.82% | B |
| Joseph Jingoli & Son, Inc. | | CM-707A JINGOLI - Commission Administration Building at Scudder Falls - Construction Management Services | \$530,880.29 | \$530,880.29 | \$35,749.96 | 6.73% | D |

*Met or Exceeded the Target

*Did Not Meet the Target

*P/T/D = Paid To Date

**Delaware River Joint Toll Bridge Commission
Meeting of May 19, 2025**

MINORITY, WOMEN AND SMALL BUSINESS ENTERPRISE PROGRAM

The Delaware River Joint Toll Bridge Commission implemented a one-year Minority Business Enterprise (MBE) pilot program, with a 7% participation goal, and the Women Business Enterprise (WBE) pilot program with a 3% goal. These goals applied to consultants and contractors' participating in the Commission's Capital Program and were effective on September 1, 2008.

At its December 2008 Commission Meeting, the Commission revised the pilot program to specify a 25% Small Business Enterprise (SBE) goal to New Jersey assigned consultant contracts in lieu of the previously specified 7% MBE and 3% WBE goals.

At its December 2010 Commission Meeting, due to the success of the Commission's MWSBE Pilot Program, the Delaware River Joint Toll Bridge Commission adopted a resolution for permanent status of the Minority Business Enterprise (MBE) program, with a 7% participation goal, and the Women Business Enterprise (WBE) program with a 3% goal, and the Small Business Enterprise (SBE) program with a 25% goal. These goals apply to consultants and contractors' participating in the Commission's Capital Program.

The Contract Compliance Department continues to monitor, update and analyze the payments for the MWSBE diversity program.

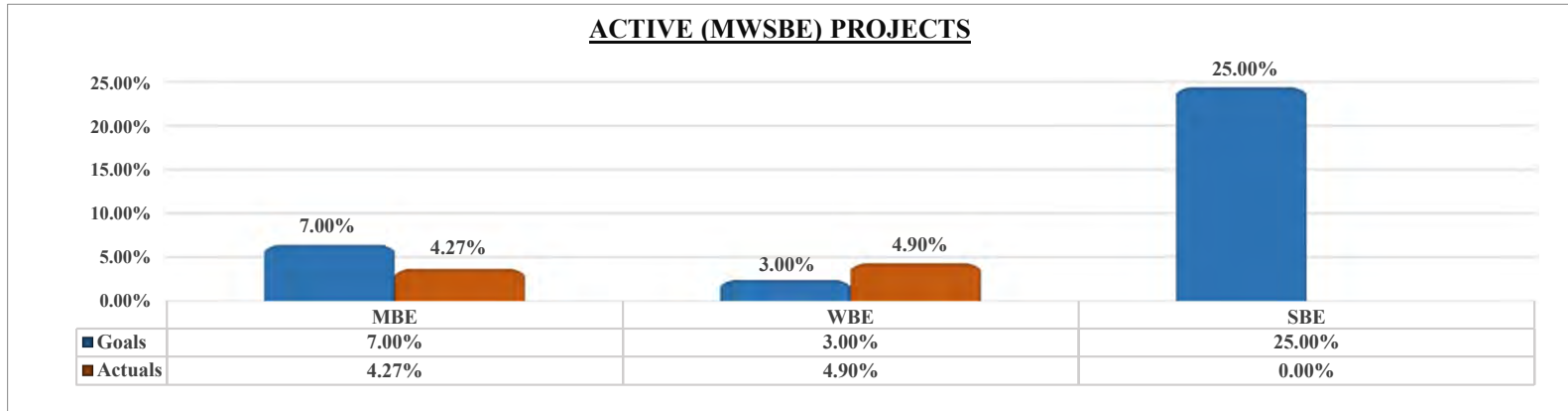
- a) PA Assigned Professional Services Contracts: 7% MBE and 3% WBE
- b) No State Assigned Professional Services Contracts: 7% MBE and 3% WBE
- c) Capital Plan Construction Contracts: 7% MBE and 3% WBE
- d) NJ Assigned Professional Services Contracts: 25% SBE

Numerous diversified businesses have benefited and continue to benefit from the Commission's previous M/W/SBE Program. The number of Contracts awarded during the MWSBE Program are as follows:

- Active Projects: 1
- Completed Projects: 76
- Total Capital Program Projects: 77
- Total Number of Contractors: 180

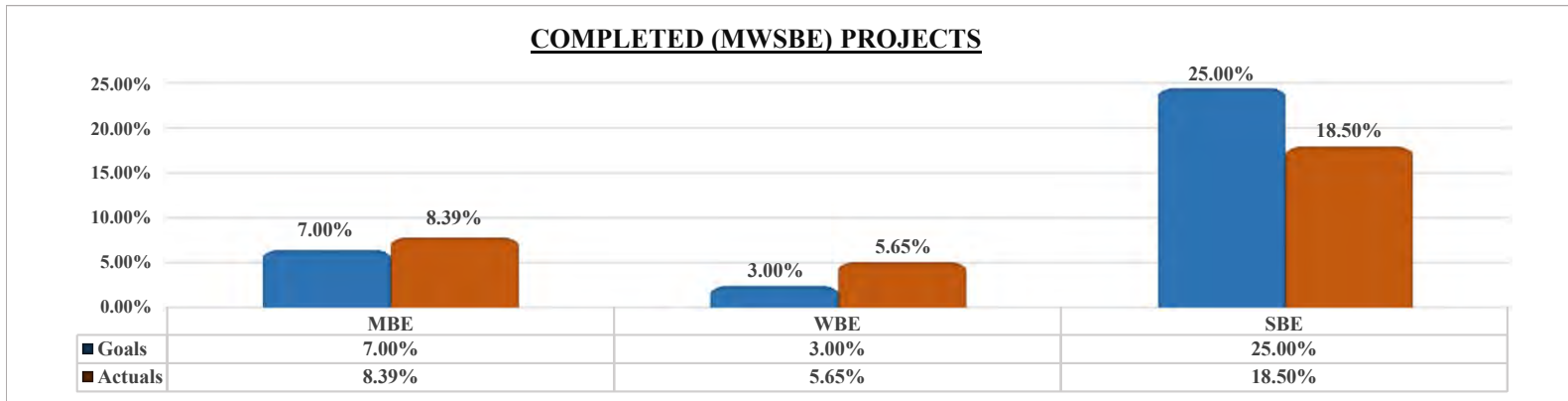
As of July 1, 2014 projects fall into the status now commonly referred to as **IBE (Identified Business Enterprise)** with a projected target to be or to exceed 25% of the total project award amount.

ACTIVE and COMPLETED (MWSBE) PROJECTS PAYMENTS



| M/WBE Actual Summary Totals \$2,835,044.00 | MBE | | WBE | | SBE Actual Summary Totals \$0.00 | SBE | |
|---|--------|----------------|--------|----------------|-------------------------------------|--------|----------|
| | ACTUAL | PAYMENTS | ACTUAL | PAYMENTS | | ACTUAL | PAYMENTS |
| | 4.27% | \$1,319,428.97 | 4.90% | \$1,516,361.65 | | 0.00% | \$0.00 |

| PROJECT NO. | CONTRACTOR / CONSULTANT | PROJECT VALUE | TOTAL PAYMENTS TO DATE | MBE GOAL 7% | MBE PAYMENTS | WBE GOAL 3% | WBE PAYMENTS | SBE GOAL 25% | SBE PAYMENTS |
|-------------|-------------------------|------------------|------------------------|-------------|-----------------|-------------|-----------------|--------------|--------------|
| C-502A | AECOM Transp. | \$ 30,397,000.00 | \$ 30,914,615.48 | 4.27% | \$ 1,319,428.97 | 4.90% | \$ 1,516,361.65 | | \$ - |



| M/WBE Actual Summary Totals \$141,820,320.30 | MBE | | WBE | | SBE Actual Summary Totals \$18,938,470.71 | SBE | |
|---|--------|-----------------|--------|----------------|--|--------|----------------|
| | ACTUAL | PAYMENTS | ACTUAL | PAYMENTS | | ACTUAL | PAYMENTS |
| | 8.39% | \$11,903,166.05 | 5.65% | \$8,008,051.95 | | 18.50% | \$3,502,973.00 |

The details relative to the Completed Projects data above are available in the following page.

**Delaware River Joint Toll Bridge Commission
Meeting of May 19, 2025**

**Minority, Women and Small Business Enterprise Payment Reporting
Completed Contracts**

*Categories highlighted below indicates the Prime has either met or exceeded the target.

| PROJECT NO. | CONTRACTOR / CONSULTANT | CONTRACT VALUE | MBE GOAL 7.0 % | MBE PAYMENTS | WBE GOAL 3.0 % | WBE PAYMENTS | SBE GOAL 25.0 % | SBE PAYMENTS |
|-------------|-------------------------|------------------|----------------|-----------------|----------------|-----------------|-----------------|---------------|
| DB-427B | A.P. Construction | \$ 4,356,866.00 | 10.00% | \$ 435,686.60 | 7.30% | \$ 318,051.22 | | |
| T/TS-573A | A.P. Construction | \$ 7,823,588.00 | 7.69% | \$ 601,633.92 | 4.92% | \$ 384,920.53 | | |
| T-440BR | A.P. Construction | \$ 4,608,295.33 | 11.70% | \$ 539,170.55 | 7.33% | \$ 337,788.05 | | |
| TTS-476A-2 | A.P. Construction | \$ 3,511,153.06 | 7.20% | \$ 252,803.02 | 5.50% | \$ 193,113.42 | | |
| T-472A | Allied Painting | \$ 15,595,983.76 | 9.70% | \$ 1,512,810.42 | 15.00% | \$ 2,339,397.56 | | |
| C-443A | Ammann & Whitney | \$ 770,909.81 | 10.00% | \$ 77,090.98 | 14.00% | \$ 107,927.37 | | |
| C-445A | Ammann & Whitney | \$ 920,304.08 | 7.20% | \$ 66,261.89 | 3.20% | \$ 29,449.73 | | |
| C-629B | Michael Baker | \$ 500,000.00 | | | | | 2.79% | \$ 13,937.96 |
| T-474A | Bracy Contracting | \$ 2,660,000.00 | 6.05% | \$ 160,930.00 | 2.87% | \$ 76,342.00 | | |
| C-474A | Brinjac | \$ 287,603.87 | 8.00% | \$ 23,008.31 | 9.00% | \$ 25,884.35 | | |
| C-627A | Buchart Horn | \$ 132,374.35 | | | | | | |
| C-598A | Burns Group | \$ 408,272.00 | | | | | 8.00% | \$ 32,661.76 |
| C-454A | Carroll Engineers | \$ 500,000.00 | 18.10% | \$ 90,500.00 | 5.90% | \$ 29,500.00 | | |
| C-543A | Cherry Weber | \$ 612,233.00 | | | | | 28.30% | \$ 173,261.94 |
| C-639A | Cherry Weber | \$ 401,455.40 | 18.10% | \$ 72,663.43 | 5.90% | \$ 23,685.87 | | |
| T-498A | Cornell & Co. | \$ 1,999,015.22 | 9.30% | \$ 185,908.42 | 6.30% | \$ 125,937.96 | | |
| T-554A | Dayspring Electric | \$ 232,117.66 | | | | | | |
| C-628A | Dewberry | \$ 474,625.86 | 9.69% | \$ 46,014.78 | 13.27% | \$ 62,999.77 | 9.12% | \$ 43,294.17 |
| C-454B | French & Parello | \$ 500,000.00 | | | | | 17.00% | \$ 85,000.00 |
| C-627B | French & Parello | \$ 276,851.59 | | | | | 5.70% | \$ 28,487.21 |
| C-453A | Gannett Fleming | \$ 1,000,000.00 | 5.33% | \$ 53,300.00 | 0.87% | \$ 8,700.00 | | \$ - |
| C-598B | Gannett Fleming | \$ 367,353.90 | | | | | 8.95% | \$ 32,878.17 |
| C-566A | Greenman Pedersen | \$ 350,675.02 | 9.54% | \$ 33,464.64 | 0.83% | \$ 2,924.37 | | \$ - |
| C-599B | Greenman Pedersen | \$ 1,000,000.00 | | | | | 4.00% | \$ 40,000.00 |
| CM-437A | Greenman Pedersen | \$ 2,559,020.59 | | | | | 19.50% | \$ 499,009.02 |
| CM-440B | Greenman Pedersen | \$ 753,336.71 | | | | | 17.64% | \$ 132,888.60 |
| T-441A | H & G Contractors | \$ 1,586,698.00 | 6.60% | \$ 104,722.07 | 1.57% | \$ 24,911.16 | | |
| C-530A | Hill International | \$ 400,000.00 | 2.50% | \$ 10,000.00 | | | | |
| CM-427B | Hill International | \$ 629,749.00 | | | | | 13.60% | \$ 85,645.86 |
| CM-447B | Hill International | \$ 973,401.52 | 4.10% | \$ 39,909.46 | 2.10% | \$ 20,441.43 | | |
| CM-442A | Hill International | \$ 319,826.73 | | | | | 25.14% | \$ 80,404.44 |
| CM-573A | Hill International | \$ 1,038,384.48 | 6.20% | \$ 64,379.84 | 5.80% | \$ 60,226.30 | | |
| C-629A | Hill International | \$ 147,560.34 | | | | | 13.66% | \$ 40,993.70 |
| T-506A | HRI | \$ 13,727,411.69 | 7.17% | \$ 984,255.42 | 2.91% | \$ 399,467.68 | | |
| TS-505A | IEW | \$ 661,352.00 | 55.00% | \$ 363,743.60 | 8.93% | \$ 59,058.73 | | |
| DB-563A | J. Fletcher Creamer | \$ 1,283,717.00 | 15.00% | \$ 192,557.55 | 4.00% | \$ 51,348.68 | | |
| TTS-634AR | J. Fletcher Creamer | \$ 896,808.00 | 8.35% | \$ 74,885.53 | 0.42% | \$ 3,755.75 | | |
| T-437A | J.D. Eckman | \$ 24,412,321.90 | 7.48% | \$ 1,826,041.68 | 3.04% | \$ 742,134.59 | | |
| C-549AR | Jacobs Engineering | \$ 445,549.98 | 8.02% | \$ 35,745.16 | 3.11% | \$ 13,866.11 | | |
| TS-442A | James A. Anderson | \$ 2,149,268.62 | 6.30% | \$ 135,403.92 | 1.30% | \$ 27,940.49 | | |
| TS-443A | James A. Anderson | \$ 2,461,975.00 | | | 6.10% | \$ 150,180.48 | | |
| T-543A | James D. Morrisey | \$ 6,683,640.40 | 4.80% | \$ 320,814.74 | 8.64% | \$ 577,466.53 | | |
| CM-444A | JMT | \$ 905,196.00 | 9.50% | \$ 85,993.62 | 2.80% | \$ 25,345.49 | | |
| CM-506A | JMT | \$ 1,459,000.00 | 7.65% | \$ 111,613.50 | 2.40% | \$ 35,016.00 | | |
| CM-543A | JMT | \$ 752,729.58 | | | | | 30.60% | \$ 230,335.25 |
| C-506A | K.S. Engineers | \$ 1,156,622.33 | 63.38% | \$ 733,067.23 | 13.44% | \$ 155,450.04 | | |
| TTS-476A-1 | Kyle Conti | \$ 4,128,641.00 | 0.09% | \$ 3,715.78 | 9.00% | \$ 371,577.69 | | |
| C-628B | Louis Berger Group | \$ 781,897.95 | | | | | 9.21% | \$ 92,111.29 |
| DB-562A | M.L. Ruberton | \$ 344,492.68 | 8.30% | \$ 28,592.89 | 3.80% | \$ 13,090.72 | | |
| T-475A | Miniscalco | \$ 68,229.51 | 2.25% | \$ 1,535.16 | 1.20% | \$ 818.75 | | |
| TS-445A | Neshaminy Contractors | \$ 6,285,926.10 | 16.90% | \$ 1,062,321.51 | 2.70% | \$ 169,720.00 | | |
| TS-447B | Neshaminy Contractors | \$ 8,955,586.24 | 8.60% | \$ 770,180.42 | 2.58% | \$ 231,054.12 | | |
| C-437B | Parsons Brinkerhoff | \$ 2,254,674.00 | | | | | 22.54% | \$ 508,203.52 |
| C-437A | Pennoni Associates | \$ 764,181.39 | | | | | 24.00% | \$ 183,403.53 |
| C-455B | Remington & Vernick | \$ 400,000.00 | | | | | 2.49% | \$ 9,960.00 |
| TS-444A | Road-Con | \$ 7,814,850.68 | 4.87% | \$ 380,583.23 | 0.31% | \$ 24,226.04 | | |
| T-639A | Road-Con | \$ 3,324,313.00 | | | 13.90% | \$ 462,079.51 | | |
| C-621A | Rummel, Klepper & Kahl | \$ 487,881.64 | 9.01% | \$ 43,941.24 | 3.16% | \$ 15,427.54 | | |
| T-624A | Sparwick | \$ 874,601.00 | 7.60% | \$ 66,469.68 | 0.75% | \$ 6,559.51 | | |
| C-440B | Stantec | \$ 728,011.79 | 4.75% | \$ 34,580.56 | 2.80% | \$ 20,384.33 | | |
| C-440A | Stantec | \$ 405,011.03 | 4.80% | \$ 19,440.53 | 6.60% | \$ 26,730.73 | | |
| C-600A | STV | \$ 800,000.00 | | | | | 12.60% | \$ 100,800.00 |
| CM-472A | STV | \$ 1,728,385.40 | | | | | 23.80% | \$ 411,355.73 |
| CM-474A | STV | \$ 291,172.17 | | | | | | |
| C-538A | STV | \$ 500,000.00 | 1.25% | \$ 6,250.00 | 31.20% | \$ 156,000.00 | | |
| CM-443A | STV | \$ 204,152.63 | 16.75% | \$ 34,195.57 | 11.00% | \$ 22,456.79 | | |
| CM-445A | STV | \$ 682,064.44 | | | | | 26.00% | \$ 177,336.75 |
| CM-498A | STV | \$ 571,665.66 | 12.00% | \$ 68,599.88 | 2.40% | \$ 13,719.98 | | |
| C-453B | T & M Associates | \$ 1,000,000.00 | | | | | 18.90% | \$ 189,000.00 |
| C-07-11 | Transystems | \$ 747,493.55 | | | | | 21.05% | \$ 157,347.39 |
| C-447B | Transystems | \$ 666,016.64 | 8.00% | \$ 53,281.33 | 2.00% | \$ 13,320.33 | | |
| CM-476A | Trumbull | \$ 699,250.00 | 13.60% | \$ 95,098.00 | 6.10% | \$ 42,654.25 | | |
| C-505A | Urban Engineers | \$ 154,598.70 | | | | | 36.50% | \$ 56,428.53 |
| C-539A | URS Corporation | \$ 265,070.69 | | | | | | |

DELAWARE RIVER JOINT TOLL BRIDGE COMMISSION

Meeting of May 19, 2025

**OPERATIONS INDEX
FOR
INFORMATION TECHNOLOGY**

| SUBJECT | DESCRIPTION | PAGE NUMBER |
|------------------------|-----------------------------------|--------------------|
| Information Technology | Status Report Month of April 2025 | 1-2 |





DELAWARE RIVER JOINT TOLL BRIDGE COMMISSION

Meeting of May 2025

Information Technology Department Report Month of April 2025


The following activities under the general heading of Information Technology were recently initiated, accomplished, or performed:

Helpdesk/Deployments:


-  Processed 36 work orders for the month of April.
-  Includes all software support, IT daily tasks, printer and desktop support, Intranet, news and job postings, telephone support, and form design/updates.
-  Includes configuration and deployment of desktops, laptops, and cell phones.
-  Includes MUNIS, ADP, Maximo, ESS CAD/RMS, and other Enterprise Software updates and maintenance, and EZ-Pass support.

Projects:

ESS CAD/RMS Implementation:

-  Desktops have been ordered as we continue to prepare for the new Primary Control Center at Trenton-Morrisville.


Cell Phone Deployment:

-  The IT Department helped to complete the deployment of new cell phones on the AT&T FirstNet service.


Security, Upgrades, and Migration Initiative:

-  We have begun to roll out Windows 11.

Network Upgrades:

-  Network equipment has been specified and ordered.


Maximo Upgrade:

-  We have started planning a new project to start an upgrade to the next version of Maximo; our Asset Management system.

DELAWARE RIVER JOINT TOLL BRIDGE COMMISSION

Meeting of May 2025

Meetings Attended:

-  **Every Monday: IAG Tech Committee Call:** General IAG Tech Committee discussion and status. Nothing to report.

**DELAWARE RIVER JOINT TOLL BRIDGE
COMMISSION
Meeting of May 19, 2025**

OPERATIONS

INDEX FOR

TRAINING AND EMPLOYEE SAFETY

| SUBJECT | DESCRIPTION | PAGE NUMBER |
|-------------------------------|---------------------------------------|------------------------|
| Training & Employee Safety | Status Reports Month of April 2025 | 1 of 2 |

DELAWARE RIVER JOINT TOLL BRIDGE COMMISSION

TRAINING AND EMPLOYEE SAFETY DEPARTMENT
MONTH OF APRIL 2025

The activities delineated below represent meetings, communications, tasks, and/or accomplishments of the Training and Employee Safety Department for the Month of April 2025.

- 04/01: Met with the Executive Director to discuss Leadership Training proposal
- 04/01: Met with Engineering Dept. to finish up training needs assessment
- 04/02: Facilitated Aspen Underbridge Mechanics Training at the SRMC (Day #1)
- 04/03: Preventing Workplace Harassment Training conducted at the DWG
- 04/03: Facilitated Aspen Underbridge Mechanics Training at the SRMC (Day #2)
- 04/07: Conducted a Hearing Protection Safety talk at the UF TSB Rehab Project
- 04/07: Conducted inspections of AED's/First Aid supplies and PC and the DWG
- 04/07: Participated in the Departmental Staff Mtg via Microsoft TEAMS
- 04/08: Conducted an inspection of the Fire Safety Equipment @ NHL
- 04/08: Mtg @ EP to discuss upcoming "Managing an Active Threat" Training
- 04/08: Mtg @ EP to discuss PSBS/Maintenance Onboarding (Scheduled for June)
- 04/09: Conducted Underbridge Refresher Training @ I 78
- 04/09: Coordinated Basic Life Support refresher training for (6) Control Ctr employees
- 04/10: Participated in the monthly Staff Meeting via Microsoft TEAMS
- 04/10: Facilitated CPR/AED/First Aid certification Training @ I 78
- 04/10: Met with HR Dir. Cruz & Dan Tuft to discuss scheduling of Leadership Training
- 04/11: Conducted inspections of AED's and First Aid supplies in the Southern Region
- 04/11: Met w/Purchasing Dept. and Maintenance Supervisors to discuss clothing options
- 04/15: Mtg @ SF to discuss qualifications for the Skilled Maintenance Worker position

- 04/16: Assisted with the operation of the Aspen Underbridge during PC inspection
- 04/21: Conducted inspection of AED's and First Aid supplies @ Central Region Facilities
- 04/22: Met with affected department schedulers to discuss June Leadership Training
- 04/22: Met with Grainger reps @ I 78 to assist with Shoe Mobile purchases
- 04/23: Assisted with Roadway Safety Practical Exercises at PC and MM
- 04/23: Conducted Ground Equipment Refresher Training @ the SRMC
- 04/23: Instructed Promotional Prep Courses for PSBS/RMS candidates @ EP
- 04/24: Facilitated the WPSC Meeting at the DWG
- 04/25: Assisted with Roadway Safety Practical Exercises at I 78
- 04/28: Facilitated an End-User Security Awareness Training for the IT Dept.
- 04/29: Proctored Promotional Exams @ NHL for PSBS/Maintenance candidates
- 04/30: Facilitated CPR/AED/First Aid Certification Training @ SF
- 04/30: Participated in the Departmental Staff Mtg via Microsoft TEAMS

DELAWARE RIVER JOINT TOLL BRIDGE COMMISSION

Meeting of May 19, 2025

COMMUNICATIONS

The following Pages reflect the reports on those items assigned to the Communications Department. Each item is reported separately and page numbered accordingly.

DELAWARE RIVER JOINT TOLL BRIDGE COMMISSION
Meeting of May 19, 2025

OPERATIONS INDEX
FOR
COMMUNICATIONS

| SUBJECT | DESCRIPTION | PAGE NUMBER |
|----------------|--------------------------------------|--------------------|
| Communications | Status Report Month of April 2025 | 1-4 |

DELAWARE RIVER JOINT TOLL BRIDGE COMMISSION

Meeting of May 19, 2025

COMMUNICATIONS REPORT

April 2025

- **COMMISSION AWARENESS EFFORTS:**

New Hope-Lambertville Toll-Supported Bridge Rehabilitation Project – Helped arrange and execute the bridge rededication ceremony on April 1. Attended to a variety of final details, including goodie bags for students participating in the ceremony and handling media. Prepared remarks for executive director and chairman. Draft and issued final media advisory. Wrote final project summary page for insertion into event program. Coordinated with Senior Director of Public Safety and Bridge Security Matt Hartigan for march and return march across the bridge walkway by the South Philadelphia String Band. Later wrote a press release/DRJTBC Facebook page post chronicling the bridge’s rededication ceremony. Culled photographs to include with the press release. Updated the project’s webpage and two-week lookahead. Aside from some lingering lighting related issues, this project is virtually completed.

Uhlerstown-Frenchtown Bridge Rehabilitation Project –The project’s webpage was updated throughout the month, notably its two-week lookahead dropdown item. A press release was drafted, posted, and distributed to announce the start of paint removal and repaint work starting during early April. This project is moving along without any significant issues.

Washington Crossing Bridge Alternatives Analysis – Reviewed and edited draft FAQs and other materials for the Washington Crossing Bridge Alternatives Analysis website. Worked closely with Mike Cane of the engineering department to make corrections to submitted draft content. Researched more than 10 years of Commission meetings from the 1950s and 1960s to pinpoint when the Washington Crossing Bridge’s weight restriction was lowered to five tons. It was determined that the bridge’s weight limit was lowered following special inspections that were launched in the wake of December 1967 collapse of the Silver Bridge along the Ohio River between West Virginia and Ohio.

120th Anniversary of Washington Crossing Bridge’s April 1905 opening – Compiled a detailed five-page press release marking the 120th anniversary of the Washington Crossing Bridge’s April 11, 1905 opening date. The release’s content corrects a litany of previously published accounts about the bridge. It also provided a full list of the bridges that were destroyed or partially destroyed in the 1903 “Pumpkin Flood,” underscored how the bridge originally was operated as a private tolled crossing, and conveyed theories about why the bridge was constructed with such a narrow road deck. The release concluded by mentioning the evaluation process that is now underway to determine a potential future course of action aimed at addressing the aging many structural, logistical, and operational deficiencies.

Hot Topics - headlines: New Hope-Lambertville Bridge debuts dazzling lights over the Delaware River after major renovation; Delaware River toll bridge inspections begin; Work on Trenton bridge to resume this week; Washington Crossing Bridge to close Tuesday for line painting; At 120, Washington Crossing Bridge still has narrow lanes and a big personality; Biennial inspections of 8 Delaware River Joint Toll Bridges to start next week; Delaware River Joint Toll Bridge Commission rededicates newly rehabilitated New Hope-Lambertville Bridge;

DELAWARE RIVER JOINT TOLL BRIDGE COMMISSION
Meeting of May 19, 2025

Centenary University to honor attorney and former Hackettstown Mayor Michael Lavery with Gold Dome Award at dinner; Uhlerstown-Frenchtown Bridge paint removal scheduled to begin on April 7; Inspections, repairs on Pennsylvania bridges start this week; Biennial inspections of 8 toll bridges to start next week; Bridge connecting Pennsylvania, New Jersey lights up in programable light for first time; Calhoun Street Bridge pier repairs underway; Road and bridge work scheduled in central and upper Bucks County; Lambertville-New Hope bridge celebrated with Mummers, April Fools' joke; Historic Washington Crossing Bridge turns 120-years-old; Contracts awarded to convert Route 202 bridge to cashless tolling; Protesters to Trump: Hands Off Our River Towns (activists cross New Hope-Lambertville Bridge)..

WEBSITE:

Created new webpage for New Hope-Lambertville Bridge's architectural lights replete with photograph, registration form, annual schedule, rules, instructions, and basic system facts; worked with Myron Mariano and Stokes Creative Group staff to create homepage icon for the NH-L lights page and established new quick links section specific to bridge lighting pages; inserted meeting notice, Teams meeting link, teleconferencing info, and meeting agenda onto the Public Access-Commission Meetings webpage for the April 28 Commission meeting; posted various travel alerts, scroll travel warnings, and pop-up messages; cropped, uploaded, and posted new Commissioner Walter Orcutt's photograph (bio to be posted at a later date); established user-friendly URL for New Hope-Lambertville Bridge lights page; updated project pages for NH-L and Uhlerstown-Frenchtown Bridge projects; updated two-week lookahead schedules for projects; prepared introductory pages and uploaded completed operating budget document to the website; designed budget document cover and formatted as JPG image that was uploaded to the website; 2025 operating budget posted; updated machine readable URL file for Transparency in Coverage Act; posted alerts for bridge inspection travel restrictions at or near the Delaware Water Gap, Easton-Phillipsburg, Portland-Columbia, and Milford-Montague toll bridges;

- **COMMUNITY AFFAIRS** (Please refer to Community Affairs report):

INTERNAL/EXTERNAL COMMUNICATIONS

- Recorded a total of 19,189 sessions (visits) to Commission's website – www.drjtbc.org – during April 2025. That's a slight decrease from the 19,418 recorded in March (one additional day), but an increase over the 17,255 recorded in April 2024. Most visited webpages during March were TOLL BY PLATE, Toll Rates, career opportunities, and truck permit applications.
- Drafted and issued 8 press releases/media advisories in April. Topics included: New Hope-Lambertville Bridge rededication; biennial inspections of eight toll bridges; start of Uhlerstown-Frenchtown Bridge painting; off-peak single alternating travel lane for brackets removal at Calhoun Street Bridge; 120th anniversary of Washington Crossing Bridge's opening; Washington Crossing Bridge closure for center line painting; contract awards for New Hope-Lambertville Toll Bridge open-road AET conversion; and start of Washington Crossing Bridge's pier repairs.
- Arranged NJ 101.5 news interview of executive director for New Hope-Lambertville Bridge rededication.

DELAWARE RIVER JOINT TOLL BRIDGE COMMISSION
Meeting of May 19, 2025

- Forwarded photographs and news footage of New Hope-Lambertville Bridge rededication to NJDOT spokesman Steve Schapiro.
- Posted video footage of New Hope-Lambertville Bridge rededication and shared with NJ101.5.
- Chronicled Facebook comment strings on New Hope-Lambertville Bridge rededication and related posts; shared with applicable Commission staff and consultants.
- Responded to media inquiry from New Hope News writer MaryAnn Phinn.
- Contacted Peterson's Breaking News in Trenton regarding upcoming Calhoun Street Bridge travel restrictions; news outlet covered 2023 illegal truck crossing.
- Drafted "Come See The Lights" ad concept for New Hope-Lambertville Bridge's April lights scheduled; worked with Alex Styer of media consultant Bellevue Communications to finalize and place display ad in the Bucks Count Herald.
- Reviewed TransCore draft press release regarding the firms involvement with Commission's AET conversions at seven legacy toll bridges; provided corrections and recommendations to Chip Stracciolini in Engineering;
- Drafted short bio item for new Commissioner Walter Orcutt.
- Responded to website inquiry (Cantrell) regarding security cameras on the New Hope-Lambertville Bridge.
- Posted Washington Crossing Bridge 120th anniversary item on the Hopewell-Pennington Update Facebook page; comments were extensively positive with some individuals noting the depth of research.
- Attended New Hope-Lambertville Toll-Supported Bridge Rehabilitation Project progress meeting.
- Responded to Stockton Mayor Lipsen inquiry on 100th anniversary of the Centre Bridge-Stockton Bridge; informed him that the bridge did not open until 1927 and our practice has been to mark such occasions with issuances of well-researched accurate press releases.
- Delivered thumb drive of NH-LTSB drone videos to Alex Styer of Bellevue Communications.
- Forwarded woodcut image of covered wooden Taylorsville Bridge to covered bridge expert Scott Bomboy of Bucks County.
- Provided engineers Michael Cane and Mike McCandless with copies of 1968 revisions to New Hope-Lambertville and Washington Crossing bridges' weight restrictions.
- Copied and distributed portions of 1960 Commission meeting minutes in which former Chief Engineer Edwin W. Denzler relays aspects of the New Hope-Lambertville Bridge that could not be repaired following the 1955 flood (Burke and McCandless recipients of cover memo).
- Responded to Warren County activist (Sarson) seeking to hang a banner on the Northampton Street Bridge; Commission does not allow banners on its bridges.
- Revised Washington Crossing Alternative Analysis FAQ entry pertaining to possible post-process actions; revised response better reflects NEPA.
- Responded to phone inquiry (Ward) regarding NH-LTSB operational status (fully open).
- Conveyed email to E-ZPass Department to inform the staff that the New Hope-Lambertville Toll-Supported Bridge has been open to two-way traffic since Feb. 14.
- Designed and procured commemorative plaque for long-time Commission employee Gwen Flynn at request of Matt Hartigan.

DELAWARE RIVER JOINT TOLL BRIDGE COMMISSION
Meeting of May 19, 2025

- Compiled old clippings and meeting minutes (1950S-60s) pertaining to former Commission policy of shooting pigeons and other invasive birds roosting at bridges.
- Conveyed to Bellevue Communications materials related to NH-LTB open-road AET procurement for purposes of drafting a press release.
- Communicated with Regional Maintenance Supervisor Rick Slack to remove VMS at NH-LTSB prior to Shad Fest.
- Corresponded with citizen Roger Heinemann regarding family documents pertaining to the former Yardleyville Delaware Bridge Company and the former Yardley-Wilburtha river crossing.
- Provided additional information on MetroTrails Facebook post regarding the former covered wooden bridge at Lumberville-Raven Rock.
- Reworked and expanded submitted press release on the NH-LTB contract awards.
- Researched and confirmed start of single-direction tolling at the NH-LTB – December 1, 2002.
- Drafted concept display advertisement for the New Hope-Lambertville Toll-Supported Bridge’s May architectural lights schedule; submitted to Bellevue Communications, but will be revised.
- Posted updated alerts on anticipated Washington Crossing Bridge line-painting closure.
- Initiated talking points for prospective Commission update sessions with various transportation agencies.
- Facilitated payments of Stokes Creative Group billings via John Bencivengo.
- Responded to NJ.Com inquiry about a fatality of an illegal bicycle rider along the Route 1 southbound approach to the Trenton-Morrisville Toll Bridge during the early morning hours of April 28; rider collided with a motor vehicle on the highway before the Route 29 on-ramp.
- Drafted and placed a Bucks County Herald classified ad about the New Hope-Lambertville Bridge’s May architectural lights schedule.

DELAWARE RIVER JOINT TOLL BRIDGE COMMISSION

Meeting of May 19, 2025

**OPERATIONS INDEX
FOR
COMMUNITY AFFAIRS**

| SUBJECT | DESCRIPTION | PAGE NUMBER |
|-------------------|-----------------------------------|--------------------|
| Community Affairs | Status Report Month of April 2025 | 1-2 |

Community Affairs Report April 2025

The following Community Affairs activities took place in April of 2025

New Hope-Lambertville Toll Supported Bridge Rehabilitation Project

Attended bi-weekly progress meetings on remaining punch list items. Responded to questions from local officials and public concerning the new lighting system, static shocks on the walkway,

Uhlerstown-Frenchtown Toll-Supported Bridge Rehabilitation

Attended bi-weekly project meetings. Provided information to local officials on progress of work. Monitored social media for any public concerns. There have been few public questions to date.

Washington Crossing Toll-Supported Bridge Alternatives Analysis

No significant public comment during this period.

Bridge lighting

Media coverage of the new lighting at New Hope-Lambertville has generated more requests for shows system-wide. Worked with Justin Bowers on creating additional color schemes that were not included in NHL pre-sets. We continue to work out the glitches in the new programming. Continue to work on updating lighting webpage.

Shows in April included Passover and Easter, awareness for autism, Parkinson's, infertility, Donate Life, and fallen firefighter recognition. May shows scheduled for all three bridges include Mother's Day and Memorial Day holidays, Relay for Life, Nurses Week, 40th anniversary of NJ Youth Corps and brain cancer, mental health, neurofibromatosis and ALSP awareness. Shows specific to Northampton Street are Blue Zone/Activate Easton, State Theatre Freddy Awards for local high school drama productions, Lafayette College commencement and 150th anniversary of Phillipsburg Parochial School. Show specific to New Hope-Lambertville will be the Pride Parade.

Various Community Affairs activities

Handled a wide assortment of community affairs tasks during the month, including:

- Assisted with Use of Facilities requests, including NH-L Pride parade May 17
- Questions regarding the timing of the traffic signal at the Pennsylvania approach to the Calhoun Street Bridge, referred to PennDOT, District 6 and Morrisville Borough
- Resident with concerns about lighting at Centre Bridge-Stockton. A shield was installed over the fixture to re-direct light. No further contact from resident.
- Provided information to resident on supplier of walkway railing
- Questions regarding reduced speed limit signs on I-78
- Working with E-ZPass to finalize signage at Customer Service centers
- Assisted the Communications Department by proofreading various news releases and communications, and editing/enhancing various images

DELAWARE RIVER JOINT TOLL BRIDGE COMMISSION

Meeting of May 19, 2025

ENGINEERING

The following Pages reflect the reports on those items assigned to the Engineering Department. Each item is reported separately and page numbered accordingly.

DELAWARE RIVER JOINT TOLL BRIDGE COMMISSION
Meeting of May 19, 2025
PROJECT STATUS REPORT

| FACILITY | PM/PAM | CONTRACT DESCRIPTION | PAGE NO. |
|---|---------|--|----------|
| Trenton-Morrisville Toll Bridge/Langhorne | RJZ/KMS | Southern Operations & Maintenance Facilities Improvements <ul style="list-style-type: none"> • Design, C-519A • CM/CI Services, CM-519A • Construction, T-519A | 1 |
| | CAS/KMS | TM TB Route 1 & Pennsylvania Avenue Interchange Alternatives Refinements <ul style="list-style-type: none"> • Concept Development, TOA No. C-788A-7 | 2 |
| | EVO/SJB | TM TB Misc. Substructure Spall Repairs <ul style="list-style-type: none"> • Design, C-788A-3 | 3 |
| Lower Trenton Toll-Supported Bridge | SJB/KMS | Lower Trenton TSB Truck Warning System (Pilot) & NJ Bridge Monitor Shelter <ul style="list-style-type: none"> • Final Design, TOA No. C-771A-7 | 3 |
| Calhoun Street Toll-Supported Bridge | HDH/MEM | Decorative Knee Brace Replacement <ul style="list-style-type: none"> • Design, TOA No. C-788A-2 • Construction, T/TS-787A-005 | 4 |
| Scudder Falls Toll Bridge | SJB/KMS | Scudder Falls Bridge Replacement Project <ul style="list-style-type: none"> • Final Design, C-660A • Construction, T-668A | 5 |
| | SJB/KMS | DMC Services for T-668A Construction of the SFB Project <ul style="list-style-type: none"> • Oversight of Final Design, TOA No. C-502A-1M | 6 |
| Washington Crossing Toll-Supported Bridge | WMC/KMS | Washington Crossing Bridge Replacement <ul style="list-style-type: none"> • Preliminary Engineering /Environmental Documentation, C-697A | 7 |
| | VMF/SJB | PA Oversized Vehicle Protection Structure Evaluation & Design <ul style="list-style-type: none"> • Design, TOA No. C-769A-5 | 7 |
| New Hope-Lambertville Toll-Supported Bridge | MEM/SJB | NH-L TSB Rehabilitation <ul style="list-style-type: none"> • Design, C-694A • CM/CI Services, CM-694A • Construction, TS-694A | 8 |
| New Hope-Lambertville Toll Bridge | MEM/KMS | NH-L TB Stone Veneer Replacement <ul style="list-style-type: none"> • Design, TOA No.C-704A-2 | 9 |
| | VMF/MEM | <ul style="list-style-type: none"> • CI Services, TOA No. C-772A-3 • Construction, JOC No. T/TS-735A-013 | 10 |
| | CAS/KMS | NH-L TB All Electronic Tolling (AET) Conversion Design <ul style="list-style-type: none"> • Design, C-754A | 11 |
| | VMF/CAS | <ul style="list-style-type: none"> • CM/CI, Services, CM-754A • Construction, T-754A | 11 |
| | MEM/SJB | NH-L TB Pennsylvania Abutment Backwall Reconstruction <ul style="list-style-type: none"> • Design, TOA C-769A-3 | 12 |
| Centre Bridge-Stockton Toll-Supported Bridge | HDH/MEM | CB-S TSB Bearing and Bridge Seat Rehabilitation <ul style="list-style-type: none"> • Design, TOA No. C-769A-2 | 12 |

Facilities are listed South to North

The first set of initials indicate the Project Manager and the second set of initial indicate the Program Manager

Project Manager Legend

WMC – M. Cane
HDH – D. Hettema
JRB – J. Bowers
HMS – H. Sewekow
CLR – C. Rood
VMF-Vincent Fischer
EVO – E. Van-Otoo

Program Manager Legend

KMS – K. Skeels
SJB – S. Burke
MEM – M. McCandless
CAS – C. Stracciolini
RJZ – R. Zakharia

DELAWARE RIVER JOINT TOLL BRIDGE COMMISSION
Meeting of May 19, 2025
PROJECT STATUS REPORT

| FACILITY | PM/PAM | CONTRACT DESCRIPTION | PAGE NO. |
|---|---------------|--|-----------------|
| Lumberville-Raven Rock Toll-Supported Bridge | JRB/SJB | L-RR TSPB Concept Design for Architectural Lighting & Electronic Surveillance/Detection System Installation <ul style="list-style-type: none"> • Concept Design, TOA No. C-771A-4 | 13 |
| Uhlerstown-Frenchtown Toll-Supported Bridge | MEM/KMS | Uhlerstown-Frenchtown TSB Rehabilitation <ul style="list-style-type: none"> • Design, C-642A • CM/CI Services, CM-642A • Construction, TS-642A | 14 |
| Interstate-78 Toll Bridge | WMC/SJB | I-78 TB Joint Rehabilitation & Miscellaneous Work <ul style="list-style-type: none"> • Design and Construction Inspection, TOA No. C-769A-4 | 15 |
| | CLR/SJB | I-78 NJ Roadway Rehab and Power & Communication Infrastructure Upgrades <ul style="list-style-type: none"> • Design, C-766A • Construction Management/Construction Inspection, CM-766A • Construction, T-766A | 16 |
| Easton-Phillipsburg Toll Bridge | HMS/MEM | E-P TB Broad Street Viaduct Sidewalk Replacement <ul style="list-style-type: none"> • Design, C-789A-1 | 17 |
| Portland-Columbia Toll Bridge | HDH/MEM | NJ Route 46 Overpass Fascia Girder Repairs Inspection & Design <ul style="list-style-type: none"> • Design, TOA No. C-788A-8 | 18 |
| Delaware Water Gap Toll Bridge | CLR/RJZ | DWG Space Utilization Program Study including New Salt Storage and Equipment Storage Buildings <ul style="list-style-type: none"> • Design, TOA No. C-771A-8 | 18 |
| Milford-Montague Toll Bridge | HDH/MEM | Structural Analysis and Repairs <ul style="list-style-type: none"> • Design, TOA No. C-788A-4 | 19 |
| Multiple Facilities and/or Commission-Wide | SJB/KMS | Capital Program Management Consultant (CPMC) & Design Management Consultant (DMC) Services for the I-95/Scudder Falls Bridge Improvement Project <ul style="list-style-type: none"> • CPMC Services 2024 through 2028, C-502A-1N | 20 |
| | HDH/SJB | Underwater Substructure Improvements Design – All Regions <ul style="list-style-type: none"> • Design, C-782A • Constructability Review, TOA No. C-788A-6 | 20 |
| | HDH/MEM | Bridge Inspection Platform Layout and Design Toll-Supported Bridges <ul style="list-style-type: none"> • Design, TOA No. C-788A-5 | 22 |
| | EVO/MEM | Exigent Substructure Masonry Rehabilitation <ul style="list-style-type: none"> • TS-694B- Lumberville Raven Rock TSB • TS-694C- Calhoun Street TSB • TS-694D- Washington Crossing TSB • TS-694E- Riverton- Belvidere TSB | 22 |
| | WMC/KMS | Bridge Monitor Shelter Enhancements Program Development <ul style="list-style-type: none"> • TOA No. C-771A-1 | 23 |

Facilities are listed South to North

The first set of initials indicate the Project Manager and the second set of initial indicate the Program Manager

Project Manager Legend

WMC – M. Cane
HDH – D. Hettema
JRB – J. Bowers
HMS – H. Sewekow
CLR – C. Rood
VMF-Vincent Fischer
EVO – E. Van-Otoo

Program Manager Legend

KMS – K. Skeels
SJB – S. Burke
MEM – M. McCandless
CAS – C. Stracciolini
RJZ – R. Zakharia

DELAWARE RIVER JOINT TOLL BRIDGE COMMISSION
Meeting of May 19, 2025
PROJECT STATUS REPORT

| FACILITY | PM/PAM | CONTRACT DESCRIPTION | PAGE NO. |
|----------|---------|--|----------|
| | WMC/KMS | Electronic Surveillance/Detection System <ul style="list-style-type: none"> • Network Video Management System (NVMS) Integrator Services, DB-768A | 23 |
| | CAS/KMS | Electronic Toll Collection <ul style="list-style-type: none"> • Customer Service Center/Violation Processing Center Project, DB-584A | 23 |
| | CAS/KMS | Electronic Toll Collection System Replacement <ul style="list-style-type: none"> • Design, Build, and Maintain, DB-540A | 24 |
| | WMC/KMS | Job Ordering Contracting Services <ul style="list-style-type: none"> • Program Manager, C-727A • T/TS-784A, JOC For Bridge, Highway and Civil Work-North Region • T/TS-785A, JOC For Bridge, Highway and Civil Work-South Region • T/TS-786A, JOC Services for Building and Facility Work-North Region • T/TS-787A, JOC Services for Building and Facility Work - South Region | 25 |
| | HDH/MEM | General Engineering Consultant <ul style="list-style-type: none"> • 2023-2024 Annual Inspections, C-757A | 26 |
| | JRB/SJB | Toll Plaza Restriping – All Regions <ul style="list-style-type: none"> • TOA No. C-760A-6 | 26 |
| | CAS/KMS | Traffic Engineering Consultant- 2021-2022/ 2023- 2024 Annual Reports <ul style="list-style-type: none"> • TOA No. C-761A | 27 |
| | JRB/CAS | Traffic Count Program Upgrade <ul style="list-style-type: none"> • DR-550A | 27 |
| | CAS/KMS | Electronic Toll Collection/Tolling-Task Order Consultant <ul style="list-style-type: none"> • E6 MPR Testing, TOA No.C-770A-2 | 28 |
| | CAS/KMS | Soft AET Program Management and Roadway Sign Replacement Phase 2 Design, TOA No. C-770A-3 | 29 |
| | CAS/KMS | In-Lane All Electronic Toll Collection System Design, Build and Maintain <ul style="list-style-type: none"> • Design, Build and Maintain, DB-792A | 29 |

Facilities are listed South to North

The first set of initials indicate the Project Manager and the second set of initial indicate the Program Manager

Project Manager Legend

| | |
|------------------|---------------------|
| WMC – M. Cane | CLR – C. Rood |
| HDH – D. Hettema | VMF-Vincent Fischer |
| JRB – J. Bowers | EVO – E. Van-Otoo |
| HMS – H. Sewekow | |

Program Manager Legend

| | |
|-----------------|-----------------------|
| KMS – K. Skeels | MEM – M. McCandless |
| SJB – S. Burke | CAS – C. Stracciolini |
| | RJZ – R. Zakharia |

DELAWARE RIVER JOINT TOLL BRIDGE COMMISSION

**May 19, 2025
PROJECT STATUS REPORT**

TRENTON- MORRISVILLE TOLL BRIDGE/LANGHORNE

**SOUTHERN OPERATIONS & MAINTENANCE FACILITIES
IMPROVEMENTS**

Preliminary, Final & Post Design Services
Contract No. C-519A
(RJZ/KMS)

This contract is for Preliminary, Final and Post-Design Services for space utilization improvements at New Hope Lambertville Toll Bridge Executive Headquarters and the demolition and reconstruction of the Trenton Morrisville Toll Bridge Administration Building as identified under a Task Order Assignment for Space Utilization Program and Concept Study.

In accordance with the Commission's February 26, 2018, Regular Monthly Commission Meeting, this Contract was awarded to Gannett Fleming, Architects Inc. (GF). Accordingly, a Notice of Award and Limited Notice to Proceed was issued to GF effective February 27, 2018.

Currently GF is providing post-Design services for Contract T-519A by attending all project meetings, responding to requests for information, reviewing submittals, assisting in resolving conflicts in the field and clarifying the contract documents.

Construction Management/Construction Inspection Services
Contract No. CM-519A
(RJZ/KMS)

This contract is for Construction Management (CM) and Construction Inspection (CI) Services in connection with the demolition and new construction of the Southern Operations and Maintenance Facilities Improvements Project. Joseph Jingoli & Son, Inc. (JJS) was issued Notice of Award and Limited Notice to Proceed effective January 26, 2021.

JJS is currently conducting bi-weekly progress meetings along with processing Architectural Supplementary Instructions, Contractor's Submittals and Request for Information as part of providing construction management services.

Construction
Contract No. T-519A
(RJZ/KMS)

Contract T-519A is a multi-phase, 4-year primary construction contract for the demolition and new construction of the Southern Operations and Maintenance Facilities Improvements Project. It was awarded to Bracy Construction, Inc. at the Commission Regular Monthly Meeting of June 28, 2021. Notice of Award and Limited Notice to Proceed was issued to the Contractor on June 29, 2021; Notice to Proceed was made effective July 27, 2021 and a Pre-Construction Meeting was conducted on July 29, 2021.

DELAWARE RIVER JOINT TOLL BRIDGE COMMISSION

May 19, 2025

PROJECT STATUS REPORT

At the **Trenton Morrisville** site, at the new administration building, Commission staff continue to occupy a temporary office trailer set at the Toll Plaza level since relocated on May 19, 2023. Contractor completed exterior wall waterproofing and brick façade installation. Exterior metal architectural panels and roof coping continued through the reporting period with the onset of favorable weather. Interior work progressed consisting of ceiling grid, elevator installation, windows and storefronts, interior partition walls sheet rock and painting, rough-in for Mechanical, Electrical and Plumbing activities. Flooring and interior finishes is in progress. Site work continued including removal of five (5) underground storage tanks, demolition of reconstruction of the existing courtyard, as well as new curbs and sidewalks installation through-out the site.

At the new maintenance garage location, the contractor completed footers, steel erection and metal roof deck, under-slab utilities' rough-in and storm water installation. Concrete slab on grade was poured, perimeter wall installation and interior wall partition is complete, and the contractor is currently working radiant floor piping and rough-in Mechanical, Electrical and Plumbing throughout the building. Contractor completed the split face masonry block and architectural metal panels façade, and continued with metal coping, fascia, roofing, and overhead door installation activities.

At the **Langhorne site**, punch-list work and commissioning efforts continued along with Close-Out of final construction details throughout the reporting period.

TRENTON-MORRISVILLE TOLL BRIDGE ROUTE 1 & PENNSYLVANIA AVENUE INTERCHANGE ALTERNATIVES REFINEMENTS

Concept Development

Task Order Assignment No. C-788A-7

(CAS/ KMS)

Under previous Task Order Assignment C-769A Trenton-Morrisville Toll Bridge Route1/Pennsylvania Avenue Interchange Improvements Study, Traffic Planning & Design. Inc. (TPD) prepared several alternatives for a new intersection just north of Route 1 along Pennsylvania Avenue. These alternatives were prepared in support of the closing of the access and egress ramps from Route 1 west of Pennsylvania Avenue. This deletion of these two (2) ramps is necessary to address safety issues that will be exacerbated by higher prevailing highway speeds after the Phase 4 hard conversion of the TM TB Toll Plaza. Alternatives were presented to PennDOT, who selected the alternatives to be refined by TPD.

Under this Task Order Assignment C-788A-7 TPD prepared refinements to two (2) alternatives for the Trenton-Morrisville Toll Bridge & Pennsylvania Avenue Interchange that included consideration of a truck turn around area. A Diagnostic Team that includes the Commission, Morrisville Borough, Conrail, PennDOT and the Public Utility Commission was facilitated by TPD for all stakeholders to provide input and relay concerns and technical details to determine potential improvements of the railroad grade crossing and traffic signals prior to the beginning of design.

DELAWARE RIVER JOINT TOLL BRIDGE COMMISSION

May 19, 2025

PROJECT STATUS REPORT

A follow-up meeting with PennDOT was facilitated and PennDOT agreed that the inclusion of a truck turn around should no longer be included for further consideration. TPD submitted a draft report that includes the additional interchange refinements and results of the various meetings. Commission staff reviewed the draft report and provided comments to TPD. TPD addressed the comments and submitted a revised report that Commission staff is reviewing.

TRENTON - MORRISVILLE TOLL BRIDGE MISCELLANEOUS SUBSTRUCTURE SPALL REPAIRS

Design
Contract No. C-788A-3
(EVO/SJB)

This Task Order Assignment (TOA) with Traffic Planning and Design, Inc. (TPD) is for professional consultant design services, encompassing project management and coordination, verification of facility condition assessment, preliminary and final design of plans, specifications, construction schedule, engineer's estimate, and post-design services for the Trenton-Morrisville Toll Bridge Miscellaneous Substructure Spall Repairs. The not-to-exceed amount for this TOA is \$129,794.95. The contract also includes an item for chloride testing of the Ramp I & Ramp Y bridge over Bridge Street due to the extensive delamination in the northerly pier cap, as well as the repair of spalls with exposed prestressed strands at the ends of beams and superstructure members.

The TPD contract was fully executed on April 24, 2025, and the Notice to Proceed was effective on April 28, 2025. A project Kick-off meeting is scheduled for May 2, 2025.

LOWER TRENTON TOLL – SUPPORTED BRIDGE

LOWER TRENTON TSB TRUCK WARNING SYSTEM (PILOT) and NJ BRIDGE MONITOR SHELTER

Final Design
Task Order Assignment No. C-771A-7
(SJB/KMS)

Under Task Order Assignment No. C-771A-2 French & Parrello Associates provided conceptual design services for the development of a new pilot over height vehicle detection system for the New Jersey approach to the Lower Trenton TSB. The work of that assignment was completed with acceptance of the final Concept Report dated March 6, 2024.

This project includes the design and eventual construction of a Bridge Monitor Shelter on the New Jersey approach to the Lower Trenton Toll-Supported Bridge. Conceptual layouts of the proposed Shelter have been created in conjunction with the over height detection system layout. The concepts include the need to establish construction and property easements with the City of Trenton.

DELAWARE RIVER JOINT TOLL BRIDGE COMMISSION

May 19, 2025

PROJECT STATUS REPORT

On May 14, 2024, the Commission provided French & Parrello Associated with Notice-to-Proceed for final design services for the development of a new over height vehicle detection system for the New Jersey approach to the Lower Trenton TSB. A project kickoff meeting was held on May 21, 2024. In June, FPA performed field inspections, utility verifications and submitted a Traffic Signal Removal Study Report. On August 9, 2024 FPA submitted their pre-final design submission. Comments were provided by DRJTBC on August 26, 2024. On September 4, 2024, Commission personnel met with City of Trenton personnel to discuss temporary construction and permanent property easements needed for this project. On September 20, 2024, FPA submitted their final design submission. On October 18, 2024, Commission Engineering and PSBS staff met with FPA to discuss the need to assure the specified LiDAR system can be directly integrated into our Genetec video management server. FPA is now having direct discussions with Genetec and the specified LiDAR vendor to confirm or modify the final design.

On November 18, 2024, FPA submitted final plans. On November 22, 2024 this project was assigned to a JOC Contractor, Mount Construction, for pricing and construction in 2025 under contract No. T/TS-785A-004. On December 4, 2024, FPA attended an on-site Joint Scope of Work Meeting with the anticipated JOC Contractor to begin scoping and pricing efforts.

On January 3, 2025, DRJTBC attorneys completed an appraisal for the two City of Trenton properties that are needed for temporary construction and permanent easements for the project.

The JOC cost proposal from Mount Construction was received on April 16, 2025, and is presently under review.

CALHOUN STREET TOLL – SUPPORTED BRIDGE

DECORATIVE KNEE BRACE REPLACEMENT

Design

Task Order Assignment Contract No.C-788A-2
(HDH/MEM)

On December 14, 2023, a Tractor Trailer crossed the CSTSB from Pennsylvania to New Jersey, and damaged five (5) end portal decorative brackets along the downstream truss.

Traffic Planning and Design, Inc. (TPD) was provided with Notice to Proceed on February 27th, 2024 to design the removal and replacement of five (5) damaged ornamental cast iron portal frame brackets over the eastbound travel lane. These brackets are non-structural in nature, and the new portal frames will be replicas of the original ornamental cast iron brackets. It is anticipated that the new brackets will be cast from a mold made from an existing bracket, and part of TPD's task is finding foundries that can mold and produce the castings required.

TPD provided post-award construction phase services during the reporting period for Job Order Construction Contract T/TS-787A-005, by AP Construction.

DELAWARE RIVER JOINT TOLL BRIDGE COMMISSION

**May 19, 2025
PROJECT STATUS REPORT**

Construction
Job Order Contract No. T/TS-787A-005
(VMF/HDH)

This Job Order Contract for an amount not-to-exceed \$171,495.80 is to remove and replace five (5) end portal decorative knee braces that were damaged by a tractor trailer that crossed the bridge on December 14, 2023.

The project was issued to Job Order Contractor, A.P. Construction with Notice to Proceed issued April 7, 2025. A preconstruction meeting was held on April 2, 2025, and work began to remove the damaged knee braces on April 9, 2025. The five damaged knee braces were removed by April 16, 2025, and the five unpainted areas of the bridge portal structure were tool cleaned and painted with a prime and finish coat of paint by April 22, 2025. The least damaged knee brace was shipped to Architectural Iron Company of Milford PA on April 23, 2025, to be replicated for five new replacement knee braces. There is a 34 to 38-week lead time for the fabrication of the new knee braces.

SCUDDER FALLS TOLL BRIDGE

SCUDDER FALLS BRIDGE REPLACEMENT PROJECT

Final Design
Contract No. C-660A
(SJB/KMS)

During the reporting period Michael Baker Jr., Incorporated (Baker) of Hamilton New Jersey continued to provide design input on the under-bridge inspection rail issue.

Construction
Contract No. T-668A
(SJB/KMS)

The remaining open permit-related issue is that the Bucks County Soil Conservation District Office has not yet signed-off on closeout of the National Pollutant Discharge Elimination System (NPDES) and Erosion and Sediment Control (E&S) permits. Sufficient grass growth within the project corridor has yet to be established, and minor areas of re-seeding took place during the reporting period. Since sufficient grass establishment has not yet been achieved in all areas of the project, a final inspection with the BCCD will be scheduled after the next grass-growing period in the Spring of 2025.

DELAWARE RIVER JOINT TOLL BRIDGE COMMISSION

May 19, 2025

PROJECT STATUS REPORT

DESIGN MANAGEMENT CONSULTANT SERVICES

T-668A CONSTRUCTION

Oversight of Final Design

Task Order Assignment No. C-502A-1M

(SJB/KMS)

AECOM has provided DMC services throughout the construction of the Scudder Falls Bridge Replacement Project, Contract T-668A under Task Order Assignment C-502A-2I. The remaining unexpended funds in Task Order Assignment C-502A-2I have been transferred over to Task Order Assignment C-502A-1M and Task Order Assignment C-502A-2I has been closed out. Remaining DMC services on the Scudder Falls Project will be completed under the C-502A-1M Task order Assignment.

The remaining DMC Services include support to the Commission in the following and assistance with various project close-out activities:

Environmental Permitting – A final inspection will be performed by the Bucks County Soil Conservation District (BCSCD) in the Spring of 2025 in order to obtain final acceptance of all BCSCD Permitting work. Once BCSCD final acceptance is received, Permit Completion Forms will then be sent to the BCSCD, PADEP and the USACE. This will close-out all outstanding permitting work associated with the project other than the continued five-year monitoring period for the PA Wetlands Mitigation Site.

Environmental Monitoring Services – Continuous services were provided throughout construction to meet project permit requirements. Year 2 monitoring activities for the PA Wetlands Mitigation Site, by ACT Engineers will continue through 2028. This includes monthly monitoring well readings of the groundwater levels within the wetlands site. Wetlands Monitoring Report #4 was submitted to US Army Corps of Engineers for their review on December 19, 2024.

Right of Way Transfers – Working with Commission staff and attorneys to transfer certain property and easements to NJDOT, PennDOT and Lower Makefield Township. These properties and easements were acquired by DRJTBC to construct the project but are located within jurisdiction of these other agencies or municipalities.

Contracts C-660A and T-668A Progress Support - Support of open issues resolution to achieve project acceptance by the Bucks County Soil Conservation District in Pennsylvania.

DMC Services for these remaining efforts occur on a sporadic as-needed basis

DELAWARE RIVER JOINT TOLL BRIDGE COMMISSION

**May 19, 2025
PROJECT STATUS REPORT**

WASHINGTON CROSSING TOLL- SUPPORTED BRIDGE

WASHINGTON CROSSING BRIDGE REPLACEMENT

**PRELIMINARY ENGINEERING AND ENVIRONMENTAL DOCUMENTATION FOR
THE WASHINGTON CROSSING BRIDGE REPLACEMENT**

Contract No. C-697A
(WMC/KMS)

At the June 24, 2024 Commissioners Meeting, the Commission awarded Contract No. C-697A, to HDR Engineering, Inc. of Philadelphia, PA. HDR Engineering and their team of sub-consultants are providing preliminary engineering and environmental documentation type services in support of the analysis of improvement alternatives for the Delaware River crossing between Upper Makefield Township, PA and Hopewell Township, NJ.

Throughout the reporting period, work efforts focused on travel demand modeling, base mapping, identifying a lead agency and coordinating storm water management infiltration testing. Other activities included field verification of surveys, public involvement and utility identification.

**WASHINGTON CROSSING TOLL-SUPPORTED BRIDGE
PENNSYLVANIA OVERSIZE VEHICLE PROTECTION STRUCTURE EVALUATION
& DESIGN**

Design
Task Order Assignment No. C-769A-5
(VMF/SJB)

Traffic Planning and Design, Inc. (TPD) is providing Professional Engineering Services for the evaluation and design of the recently damaged Oversize Vehicle Protection Structure (Structure) on the Pennsylvania approach to the Washington Crossing Toll-Supported Bridge.

TPD has performed field views with Engineering staff to assess the situation and has prepared construction documents for the complete replacement of the structure. These construction documents were issued to the Commission's Job Order Contractor, Mount Construction through the Gordian System, on October 21, 2024 to provide a price proposal. A Joint Scope Meeting was held with TPD and Mount Construction at the site on October 25, 2024. Mount Construction submitted the first JOC price proposal on January 23, 2025 which was reviewed and commented on by TPD. Two subsequent price proposals were submitted, reviewed, and comments provided. A fourth price proposal was submitted and deemed fair and reasonable and recommended for acceptance by TPD.

DELAWARE RIVER JOINT TOLL BRIDGE COMMISSION

May 19, 2025
PROJECT STATUS REPORT

NEW HOPE-LAMBERTVILLE TOLL-SUPPORTED BRIDGE

NH-L TSB REHABILITATION

Design
Contract No. C-694A
(MEM/SJB)

At the February 27, 2023 Commissioners Meeting, the Commission awarded Contract No. C-694A, New Hope - Lambertville Toll-Supported Bridge Rehabilitation Design to Greenman-Pedersen, Inc. (GPI) of Lebanon, NJ for an amount not-to-exceed \$1,895,132.27. GPI was provided with Notice of Award and Limited Notice to Proceed on February 28, 2023. GPI was then issued a Full Notice to Proceed on March 22, 2023 with the execution of the Agreement with the Commission.

The construction Contract was awarded at the Commission's November 2023 meeting. This project is in the final stages of construction and GPI will continue to provide post-Award services through the project close-out phase of the project.

Construction Management/Inspection Services
Contract No. CM-694A
(MEM/SJB)

At the November 20, 2023 Commission Meeting, authorization was granted to award the Construction Management/Construction Inspection Services contract (CM-694A) to Urban Engineers, Inc. (Urban) of Philadelphia for the not-to-exceed amount of \$1,209,96.08. Urban Engineers, Inc. of Philadelphia was issued Notice of Award and a Limited Notice to proceed effective November 21, 2023. A project kick-off meeting has held on November 30, 2023. The full Notice to Proceed was issued December 21, 2023 with the execution of the Agreement with the Commission.

The Contractor's on-site mobilization activities commenced on Tuesday January 23, 2025. The Contractor has completed the primary stages of work. The repair and replacement of a deteriorated truss connection pin in span 2 has been completed. During this reporting period, the contractor completed punch list work and electrical troubleshooting. Urban continues to provide CM/CI services for the project.

Construction
Contract No. TS-694A
(MEM/SJB)

The Construction Contract was Awarded to Anselmi & DeCicco, Inc. (A&D) of Maplewood, NJ for a not-to-exceed amount of \$25,072,471.06 at the Commission's November

DELAWARE RIVER JOINT TOLL BRIDGE COMMISSION

May 19, 2025

PROJECT STATUS REPORT

2023 Meeting. LNTP provided November 20, 2023 and Full Notice to Proceed on December 20, 2023.

The Phase 1 construction, including the painting of the upstream truss, was completed in June 2024. The Phase 2 Construction for the installation of the temporary pedestrian walkway placed on the bridge deck was completed in July 2024. The Contractor has completed the emergent span 2 repair and replacement of a deteriorated truss connection pin that delayed the completion of stage 3. Painting operations have been completed. The walkway panels have been installed and all the pedestrian handrail sections have been installed. Upper and lower work platforms have been removed. A bridge Rededication Ceremony was held on April 1, 2025 at the Riverside Ballroom in Lambertville, New Jersey. Attendees included the Pennsylvania Secretary of Transportation and the NJDOT Commissioner. The Contractor continues to complete electrical punch-list and electrical trouble shooting work.

NEW HOPE-LAMBERTVILLE TOLL BRIDGE

NEW HOPE-LAMBERTVILLE TOLL BRIDGE STONE VENEER REPLACEMENT

Design

Task Order Assignment No. C-704A-2
(MEM/KMS)

At the end of March 2019, a section of the stone veneer façade at the east abutment of the New Hope – Lambertville Toll Bridge (Route 202) came loose and separated from the structural abutment. Greenman-Pederson, Inc. (GPI) was given the task to investigate the cause and determine a solution for the issue. The consultant was given Notice to Proceed on 4/29/2019. The consultant went out in the field on 5/15 and 5/16/19 to access the condition of the stone veneer at both abutments of the NH-L Toll Bridge. A preliminary report was received June 7, 2019. The report was finalized 7/15/2019. Preliminary design/repair documents were received 8/9/2019 and reviewed by 8/23/19. Final design documents were received electronically on 9/13/2019. Maintenance forces have improved the fencing around the deteriorated section at the NJ abutment facade.

The initial and revised construction costs prepared by one of the Commission’s Job Order Contractors, RCC Builders & Developers (RCC) were both excessive. Therefore, the design documents have been provided to our Job Order Contractor, Mount Construction, to provide a construction cost for this work.

The project was repackaged and issued to our other Job Order Contractor, Mount Construction. After performing a field view with Commission staff, Mount Construction developed a cost estimate for review. The Job Order Contract with Mount Construction was executed on 7/25/2024. New granite panels have been delivered to the site and the panel installation is on-going. GPI continues to provide construction support services for this work.

DELAWARE RIVER JOINT TOLL BRIDGE COMMISSION

May 19, 2025 PROJECT STATUS REPORT

Construction Inspection Services
Task Order Agreement No. C-772A-3
(VMF/MEM)

This Task Order Assignment is for providing Construction Inspection services for the New Hope-Lambertville Toll Bridge Stone Veneer Replacement. KS Engineers, P.C. (KSE) was provided with their Notice to Proceed effective June 4, 2024. KSE has provided a full-time Construction Inspector for the duration of the construction.

Construction
Job Order Contract No. TTS-735A-013
(VMF/MEM)

This Job Order Contract for an amount not-to-exceed \$347,793.77 is to reinstall the missing stone veneer at the north end of the east (NJ) abutment, to install anchors in areas identified as potentially unstable, and perform various other maintenance repairs to prevent future deterioration of the stone veneer at both east (NJ) and west (PA) abutments. This contract also includes the removal and storage of the stone veneer from a portion of the north and south abutment walls adjacent to the Pennsylvania abutment backwall to investigate the cause of this backwall rotation toward the bridge.

The project was issued to Job Order Contractor, Mount Construction with Notice to Proceed issued August 7th, 2024. A preconstruction meeting was held on August 14, 2024, and work began on the Pennsylvania abutment walls on August 26, 2024. The Commission's ESS group removed one camera from the PA abutment north wall and removed the wire feed to this camera and two (2) additional cameras near the westbound approach to the toll plaza. These cameras will be rewired and reinstalled in contract T-754A. The stone veneer was removed from the north and south abutment walls exposing a diagonal crack in the abutment backwall, revealing the cause of the backwall rotation. The stone veneer removed from the abutment walls were stored near the PA abutment on Commission property to be reused on these abutment walls after the abutment backwall is replaced in contract T-754A. Mount Construction drilled holes and installed anchor bolts in designated stone veneer block at both the Pennsylvania and New Jersey abutments. Mount also sealed the longitudinal joints at both approaches and performed epoxy crack sealing of various cracks on the approach parapets. Spall repairs were performed on the NJ Abutment. The new granite stone veneer was installed on the NJ abutment with the exception of the final top course during the month of March. Mount had to order the two remaining stone veneer blocks to finish this work at the New Jersey abutment. Mount was asked to provide a supplemental cost proposal to reposition and attach deteriorated drain trough sections to the backwall of the NJ abutment under the finger dams. Mount was also requested to provide a supplemental cost proposal to delineate their work area near the NJ abutment so the work would not impact the Texas Gas transmission lines.

DELAWARE RIVER JOINT TOLL BRIDGE COMMISSION

**May 19, 2025
PROJECT STATUS REPORT**

NH-L TB ALL ELECTRONIC TOLLING (AET) CONVERSION DESIGN

Design
Contract No. C-754A
(CAS/ KMS)

Rummel, Klepper & Kahl, LLP (RK&K) completed their review of the bids and provided a summarization of their evaluation. RK&K also incorporated the various changes to the plans and specifications from the addenda that were issued during the bidding process and submitted conformed plans and specifications.

Construction Management/Construction Inspection Services
Contract No. CM-754A
(VMF/CAS)

At the April 28, 2025, Commissioners' Meeting, the Commission awarded Contract No. CM-754A, Construction Management/Construction Inspection Services for the New Hope-Lambertville Toll Bridge All Electronic Tolling (AET) Conversion & PA Abutment Backwall Replacement Project to STV, Incorporated (STV) of Lawrenceville, New Jersey for an amount not-to-exceed of \$2,476,202.84. STV was provided with the Notice of Award and Limited Notice to Proceed effective April 29, 2025. A Kick-off Meeting is scheduled for May 2, 2025.

Construction
Contract No. T -754A
(VMF/CAS)

This Contract is the hard conversion of the southbound US 202 Pennsylvania toll facility to an open-road, highway speed, All Electronic Tolling (AET) system with a single-full span gantry over a reconstructed roadway that improves the US 202 roadway geometry at the existing toll facility. The project also includes the staged construction of the abutment backwall on the PA side of the New Hope-Lambertville Toll Bridge and the demolition of the existing toll plaza with a new tunnel egress.

At the April 28, 2025 Commissions' Meeting, the Commission awarded Contract No. T-754A, New Hope-Lambertville Toll Bridge All Electronic Tolling (AET) Conversion & PA Abutment Backwall Replacement to PKF-MARK III, Incorporated (PKF) of Newtown, Pennsylvania for an amount not-to-exceed \$11,863,715.00. PKF was provided with Notice of Award and Limited Notice to Proceed effective April 29, 2025. A Scheduling Conference is scheduled for May 2, 2025.

DELAWARE RIVER JOINT TOLL BRIDGE COMMISSION

May 19, 2025
PROJECT STATUS REPORT

**NEW HOPE-LAMBERTVILLE TB - PA ABUTMENT BACKWALL
RECONSTRUCTION**

Design
Task Order Agreement No. C-769A-3
(MEM/SJB)

During past annual inspections of the New Hope-Lambertville Toll Bridge, findings included the rotation of the Pennsylvania abutment toward the bridge. Monitoring has continued over the past few annual inspections, with slight movement. This movement is to the point that an in-depth inspection needed to take place to prepare the scope of work for rehabilitation of the abutment. Traffic Planning & Design (TPD) under Structural/Civil Task Order Assignment No. C-769A-3, executed October 24, 2024, was tasked with performing the inspection and determining the scope of the necessary action.

Removal of the stone veneer façade on both sides of the abutment exposed a large diagonal crack through the entire length of the abutment backwall. However, it was found that the lower abutment did not rotate and remains in stable condition. The recommendation by TPD, which received Commission concurrence, was to replace the back wall in its entirety. Under modification No. 1 to this Task Order Agreement TPD performed the design of the back wall replacement and prepared the necessary construction documents.

During the progression of design, the Commission decided to combine the Pennsylvania abutment backwall Reconstruction project and the All-Electronic Tolling Phase 4 Hard Conversion construction project into one (1) construction contract. Rummel, Klepper & Kahl, LLP (RK&K) performed the New Hope-Lambertville Toll Bridge AET Conversion design under contract C-754A. TPD and RK&K collaborated to combine the contract documents from each project and issue a single construction contract T-754A, which was advertised for bid on March 13, 2025. Bids were received on April 15 and the contract awarded at the Commission's April 28, 2025 meeting. A Notice of Award / Limited Notice to Proceed was issued to the successful bidder PKF-Mark III, Incorporated of Newtown, Pennsylvania the same day.

TPD performed post-design pre-award services in support of the award of contract T-754A. Along with RK&K, TPD will now perform post-design, post-award services for the execution of the contract.

CENTRE BRIDGE- STOCKTON TOLL-SUPPORTED BRIDGE

CB-S TSB BEARING & BRIDGE SEAT REHABILITATION

Design
Task Order Assignment No. C-769A-2
(HDH/MEM)

During the biannual inspection of the Toll-Supported bridges, the Commission's General Engineering Consultant (GEC) identified several areas that require repair at the Centre Bridge-

DELAWARE RIVER JOINT TOLL BRIDGE COMMISSION

May 19, 2025

PROJECT STATUS REPORT

Stockton Toll- Supported Bridge (CBSTSB). The areas of concern are identified as loose, missing and/or bent anchor bolts at the truss and sidewalk bearings with associated spalls in the bridge seats resulting in loss of bearing area. Additional areas of repair are identified at the deck joints and bridge seats of the single span bridge over the Canal at the west approach of CBSTSB.

Traffic Planning and Design, Inc (TPD) was provided with Notice to Proceed on December 13, 2022, for the design of the repairs. An inspection crew from TPD started an in-depth field inspection the week of January 9, 2023, for the purposes of determining the approach to the design and construction of the repairs. A Preliminary Condition Assessment Report (CAR) on the CBSTB conditions was submitted the end of January 2023.

A Draft CAR for the approach structure to the CBS-TSB bridge (York Road over the PA Canal) was submitted February 14th, 2023 and was reviewed by Engineering. In addition to the CAR, TPD has provided a Load Rating Analysis for this structure. The Preliminary Load Rating was received by the Commission on March 30th, 2023 and has been reviewed. The final Load Rating Report was accepted the end of May 2023.

Preliminary assessment reports for the structure over the canal, and for the main river bridge have been received, reviewed, and accepted. Recommendations from this report will be incorporated into a future project for rehabilitation of the bridge.

Final design documents for the stringer bearing repairs on the main river bridge as well as miscellaneous pier bearing repairs are complete.

The final design construction documents have been provided to AP construction who will provide a construction cost under Job Order Contract T/TS-787A-003.

LUMBERVILLE-RAVEN ROCK TOLL-SUPPORTED BRIDGE

L-RR TOLL-SUPPORTED PEDESTRIAN BRIDGE CONCEPT DESIGN FOR ARCHITECTURAL LIGHTING & ELECTRONIC SURVEILLANCE/DETECTION SYSTEM INSTALLATION

Concept Design

Task Order Assignment No. C-771A-4

(JRB/SJB)

Under this Task Order Assignment (TOA) the Consultant, French & Parrello Associates (FPA) with lighting design subconsultant Domingo Gonzales Associates (DGA), is providing professional consulting services to develop concept designs for both an Architectural Lighting System (ALS) and an Electronic Surveillance/Detection System (ESS) on the bridge. These concept designs include investigating the feasibility and practicality of an ALS and an ESS that require minimal equipment located on-site and connect via the Commission's WAN to another facility that would contain any necessary servers or equipment. Due to the lack of both property and buildings, and the picturesque landscape, the Commission would like the systems to be designed to utilize the smallest amount of space possible for back-end equipment located on-site,

DELAWARE RIVER JOINT TOLL BRIDGE COMMISSION

May 19, 2025

PROJECT STATUS REPORT

and any equipment cabinets or other necessary equipment on site should be in a context sensitive containment unit.

A kickoff meeting was held with Commission Staff, representatives of FPA & DGA, via MS Teams on September 27, 2023. A site visit was held on October 5, 2023. Draft concept reports for the ALS and ESS systems were submitted on November 19th. A progress meeting was held on November 22, 2023.

A revised draft concept report was submitted in mid-January and review comments were provided back to FPA/DGA. A progress meeting was held on February 15, 2024. A revised concept report was submitted on February 29, 2024. A meeting was held on March 20 with the Executive Director and several DEDs as well as Public Safety & Bridge Security (PSBS). FPA working with DGA, submitted a revised Draft Concept Report dated May 1, 2024 to incorporate feedback from the ED, PSBS, and Engineering staff.

This assignment for the Concept Study phase is being closed out. A new Task Order under a new Agreement is being issued for Final Design.

UHLERSTOWN-FRENCHTOWN TOLL-SUPPORTED BRIDGE

UHLERSTOWN-FRENCHTOWN TSB REHABILITATION

Design

Contract No. C-642A

(MEM/KMS)

At the January 29, 2024 Commissioners Meeting, the Commission awarded Contract No. C-642A, Uhlertown - Frenchtown Toll-Supported Bridge Rehabilitation Design to WSP USA, Inc. (WSP) of Exton, PA for an amount not-to-exceed \$1,771,189.56. WSP was provided with Notice of Award and Limited Notice to Proceed on January 29, 2024. A project Kick-Off meeting was held on February 6, 2024. The Agreement was executed and the full Notice to Proceed was issued on February 23, 2024.

WSP submitted Final Design Bid Documents, after which, project TS-642A was advertised for bid on 10/22/2024. Four (4) bids were received by the Commission on 11/26/2024, which were reviewed by the Engineer-of-Record, the Contract Compliance Department and Commission Counsel. All reviewers found the bids to be responsible and in compliance with the Bid Documents.

During this reporting period, WSP provided post-award services for the project, including review of submittals, and providing responses to RFIs.

DELAWARE RIVER JOINT TOLL BRIDGE COMMISSION

May 19, 2025 PROJECT STATUS REPORT

Construction Management/Inspection Services
Contract CM-642A
(MEM/KMS)

At the December 2024 Meeting, the Commission awarded Contract No. CM-642A, Construction Management/Inspection Services for the Uhlerstown-Frenchtown Toll-Supported Bridge Rehabilitation Project, to Urban Engineers, Inc. of Cherry Hill, NJ (Urban) for a not-to-exceed amount of \$1,587,138.62. Urban was provided with Notice of Award and Limited Notice to Proceed effective December 23, 2024.

During this reporting period, the CM team has been facilitating the processing of contractor submittals and RFIs. The CM/CI field office has been established in Frenchtown. The team continues to manage and inspect the construction activities.

Construction
Contract No. TS-642A
(MEM/KMS)

At the December 2024 Meeting, the Commission awarded Contract No. TS-642A, Uhlerstown-Frenchtown Toll-Supported Bridge Rehabilitation, to Anselmi & DeCicco, Inc. of Maplewood, NJ (Anselmi) for a not-to-exceed amount of \$22,216,237.00. Anselmi was provided with Notice of Award and Limited Notice to Proceed effective December 23, 2024. The Agreement for this project has been executed and the full Notice to Proceed was issued on January 24, 2025.

The contractor's vendor has started the fabrication for the new replacement sidewalk panels. The contractor's electrical sub-contractor has started preparing conduit layouts for the project. The contractor has been mobilizing equipment and materials to the site. The detour of eastbound traffic commenced on February 20, 2025 and will remain in place for the duration of the project. The installation of upper and lower levels of work platforms has been completed as well as the installation of paint containments in spans 5 and 6 (New Jersey side). Blast cleaning of span 5 and 6 has been completed and the two spans have been primed. The intermediate and top paint coats have been completed in span 6. In addition, the existing sidewalks have been removed from the entire length of the bridge. Pedestrian access across the bridge will remain closed for the duration of the project.

I-78 TOLL BRIDGE

I-78 TB JOINT REHABILITATION & MISCELLANEOUS WORK

Design and Construction Inspection
Task Order Assignment No. C-769A-4
(WMC/SJB)

Traffic Planning & Design, Inc. (TPD) submitted a draft needs assessment report including rehabilitation alternatives for I-78 approach pavement deterioration, I-78 bridge over County

DELAWARE RIVER JOINT TOLL BRIDGE COMMISSION

May 19, 2025

PROJECT STATUS REPORT

Route 519 deck deterioration, and the pavement within the open road tolling (ORT) lanes at the I-78 Toll Bridge. The first two (2) of these items have been completed. TPD continued to provide counsel to GPI in support of the plans and specifications for implementation of pavement repairs within the ORT lanes performed by Crisdel Group as part of Contract T-766A.

I-78 TB NEW JERSEY ROADWAY REHABILITATION AND POWER & COMMUNICATION INFRASTRUCTURE UPGRADES

Design

Contract No. C-766A

(CLR/SJB)

This Contract is for professional consultant design services to include verification of condition assessment, preliminary and final design, and post-design services for the rehabilitation of the I-78 New Jersey Approach Roadway and reassessment of the preliminary design documents associated with the I-78 Power and Communication Infrastructure Design Services as developed by Arora and Associates, P.C. in October 2022 along with the preliminary and final design and post design services for the I-78 Power and Communication Infrastructure Design.

Arora and Associates, P.C was issued a Notice of Award and Limited Notice to Proceed effective May 23, 2023. A project kick-off meeting was held with Arora on May 31, 2023. The Contract was fully executed on June 20, 2023, with full Notice to Proceed effective June 22, 2023.

The Construction Contractor was issued Notice to Proceed effective March 22, 2024. Arora continues providing post-design phase services including Submittals and Request for Information (RFIs) reviews and participating in various construction related meetings throughout the reporting period.

Construction Management/Construction Inspection

Contract No. CM-766A

(CLR/SJB)

At the February 26, 2024 Commissioners' Meeting, the Commission awarded Contract No. CM-766A, Construction Management/Construction Inspection Services for the I-78 New Jersey Roadway Rehabilitation and Power & Communication Infrastructure Improvements Project to Greenman-Pedersen, Incorporated (GPI) of Bridgewater, New Jersey for an amount not-to-exceed of \$2,405,208.16. GPI was provided with the Contract Notice of Award and Limited Notice to Proceed effective February 27, 2024. GPI's full Notice to Proceed was issued effective March 22, 2024.

GPI's current staff includes a full-time Resident Engineer, a full-time Assistant Resident Engineer, one (1) part-time Inspector/Office Engineer, and one (1) part-time Project Manager. A part-time scheduler and part-time safety consultant, both from Envision, Inc. are providing schedule update reviews and independent on-site safety inspections, respectively, as needed.

DELAWARE RIVER JOINT TOLL BRIDGE COMMISSION

May 19, 2025

PROJECT STATUS REPORT

During this reporting period, GPI conducted and documented the Contract No. T-766A Progress Meetings Nos. 26 and 27; completed developing the contractor's Unforeseen Allowance Reduction No. 3 and circulated it for signature; began the development of the contractor's Change Order No. 2, a No-Cost Change Order; continued developing the Contract T-766A's red line as built drawings; continued monitoring the completion of items on the contractor's punch list; and continued tracking and filing RFIs, correspondence, submittals, and shop drawings, along with on-site inspection of the contractor's ongoing work. GPI's subconsultant Envision reviewed and commented on the contractor's bi-weekly CPM schedule updates and performed bi-weekly on-site independent safety inspections of the contractor's work.

Construction
Contract No. T-766A
(CLR/SJB)

At the February 26, 2024 Commissioners' Meeting, the Commission awarded Contract No. T-766A, I-78 New Jersey Roadway Rehabilitation and Power & Communication Infrastructure Improvements to Crisdel Group, Incorporated (Crisdel) of South Plainfield, New Jersey for an amount not-to-exceed \$23,530,677.00. Crisdel was provided with Notice of Award and Limited Notice to proceed effective February 27, 2024. Crisdel's full Notice to Proceed was issued effective March 22, 2024.

The contractor reached Contract Substantial Completion on February 19, 2025. During this reporting period, Crisdel participated in the Contract No. T-766A Progress Meetings and various onsite meetings, and continued submitting in RFIs, correspondence, submittals, and shop drawings. Crisdel and their sub-contractor Tiffany Electric continued field work consisting of continuing punch list work and or corrective work on all of the ESS cameras and other various punch list items; topsoiling and seeding the area impacted by performing the drainage repairs behind the sound wall that runs along the Morgan Hill to I-78 Westbound on ramp and the areas impacted by performing the two (2) sinkhole repairs in the Morgan Hill Interchange area, which were the result of drainage pipe corrosion and collapse; completed the installation of one highway lighting pole foundation at the top of the Morgan Hill to I-78 Eastbound on ramp; continuing to topsoil and seed various other locations impacted by the construction activities; and completed the installation of gabion basket retaining walls for maintenance vehicle access at the four (4) I-78 eastbound camera locations.

EASTON-PHILLIPSBURG TOLL BRIDGE

E-P TB BROAD STREET VIADUCT SIDEWALK REPLACEMENT

C-789A-1
(HMS/MEM)

On March 11, 2025, the Commission provided Pennoni Associates with Notice-to-Proceed for design services in support of replacement/rehabilitation of upstream and downstream sidewalks on the Easton-Phillipsburg toll bridge Broad Street viaduct. Commission Staff and the Pennoni team participated in a project kick-off meeting on March 25, 2025. Field condition assessment

DELAWARE RIVER JOINT TOLL BRIDGE COMMISSION

May 19, 2025

PROJECT STATUS REPORT

commenced on April 15, 2025 and has been completed. Pennoni Associates is developing a Conditions Assessment Report (CAR).

PORTLAND – COLUMBIA TOLL BRIDGE

NJ ROUTE 46 OVERPASS FASCIA GIRDER INSPECTION AND DESIGN

Design

Task Order Assignment C-788A-8
(HDH/MEM)

On the afternoon of 7/18/2024 NJDOT’s contractor (Greene Construction) for their NJ Route 46 Pavement Reconstruction Contract No. 000148100 was working on Route 46 WB, excavating their roadway below the Commission’s bridge, Ramp over US Route 46 (#341). This bridge carries NJDOT Route 94 as an approach structure to the Portland-Columbia Toll Bridge. The excavator struck the lower flange of the south fascia girder (close to mid-span). A portion of the bottom flange was struck, which resulted in out-of-plane bending and a noticeable indentation in the flange and paint system failure. Based upon a visual inspection by personnel from the Commission’s Engineering Department on 7/19/24, no rips or tears were immediately identified, nor any distress noted at the adjacent diaphragm or the nearest bearing. The bridge remains in-service with no current legal load restriction.

The overall objective of this task order assignment is to perform an inspection of the damaged girder and to prepare the necessary construction documents to allow a contractor to perform necessary repairs under a Job Order Contract.

Traffic Planning and Design, Inc (TPD) was provided with Notice to Proceed on March 5, 2025 to design repairs to the damaged girder. TPD has performed their field inspections, and provided their findings, which are currently under review.

DELAWARE WATER GAP TOLL BRIDGE

SPACE UTILIZATION PROGRAM STUDY INCLUDING NEW SALT STORAGE AND EQUIPMENT STORAGE BUILDINGS

Design

Task Order Assignment No. C-771A-8
(CLR/RJZ)

This Task Order Assignment (TOA) with French & Parrello Associates (FPA) is for professional engineering services to perform a Space Utilization Study for the Delaware Water Gap Toll Bridge facilities. This includes new Salt Storage and Equipment Storage Buildings on recently purchased properties adjacent to the Toll Plaza and assess the space utilization of the existing Administration Building for an amount not-to-exceed of \$270,035.71. FPA was provided with the Notice to Proceed effective January 29, 2025.

DELAWARE RIVER JOINT TOLL BRIDGE COMMISSION

May 19, 2025

PROJECT STATUS REPORT

During this reporting period FPA held and documented Progress Meetings No. 5 and No. 6 and held a meeting with PennDOT pertaining to PennDOT's Oak Street Overhead Bridge. FPA visited the DWG TB Maintenance and Administration Buildings' Facilities to look at utility availability associated with the new Salt Storage and Equipment Buildings. FPA's sub consultant USA Architects submitted in for review pre-final programming spreadsheets and sketches for both the existing and future DWG TB Administrative and Maintenance Buildings; possible locations for a Bridge Officer Shelter noting each location's line of sight for the Main River Bridge; and three possible layouts for the Salt Storage and Equipment Buildings, which are under review by Commission staff.

MILFORD – MONTAGUE TOLL BRIDGE

STRUCTURAL ANALYSIS AND REPAIRS

Design

Task Order Assignment No. C-788A-4
(HDH/MEM)

During the biannual inspection of the Toll bridges, the Commission's General Engineering Consultant (GEC) and Commission personnel identified areas that require repair at the Milford-Montague Toll Bridge (MMTB). Areas of concern included: locations where the light post standards are attached to the top chord of the trusses; an incorrectly set curb plate at the pier 3 deck joint damaged during snowplow operations; severe concrete deterioration at the approach parapets; large spalls at the pier cap & bridge seats; differential between panels at the sidewalk mid-span.

Traffic Planning and Design, Inc (TPD) was provided with Notice to Proceed on October 21, 2024 to design repairs and verify/update bridge load ratings. TPD performed field visits to the bridge site in November. TPD has received additional information on the lighting at the bridge, which was discussed at the March progress meeting. Due to the structure member configurations from original construction, the desirable load-rating methodology is complex, which was unanticipated in the base scope of work. TPD has submitted a proposal for additional hours, which is under review.

DELAWARE RIVER JOINT TOLL BRIDGE COMMISSION

May 19, 2025
PROJECT STATUS REPORT

MULTIPLE FACILITIES AND/OR COMMISSION-WIDE CAPITAL PROGRAM MANAGEMENT CONSULTANT (CPMC) & DESIGN MANAGEMENT CONSULTANT (DMC) SERVICES FOR CAPITAL IMPROVEMENT PROJECTS

CPMC SERVICES THROUGH DECEMBER 31, 2028 Task Order Assignment No. C-502A-1N (SJB/KMS)

Task Order Assignment No. C-502A-1N was authorized on April 8, 2024 for the continuation of Capital Program Management Consultant (CPMC) Services through December 31, 2028. The budget currently authorized for this assignment is anticipated to cover full-staff CPMC Services through December 31, 2025. Services under this Task Order Assignment from January 1, 2026 through December 31, 2028. Under Task Order Assignment 502A-1M, AECOM continues to provide Capital Program Management Consultant (CPMC) Staff Augmentation Services for delivery of the Commission's Capital Program. AECOM is currently providing four (4) full-time Project Managers to oversee and administer various design and construction projects that are being advanced in the Capital Improvement Program.

CPMC staff will continue to provide support to the Commission in advancing the Capital Program in the following areas: procurement assistance, scheduling and cost control, programming/planning, Project Management, Program Area Management, technical support, design oversight and support, construction oversight and support, and oversight and support of the Job Order Contract (JOC) construction work, all including coordination with multiple Commission departments outside of Engineering.

UNDERWATER SUBSTRUCTURE IMPROVEMENTS DESIGN – ALL REGIONS Design Contract No. C-782A (HDH/SJB)

IH Engineers, P.C. of Princeton, New Jersey was awarded this contract and given full notice to proceed with the delivery of the executed agreement on August 18, 2023. In 2021 the Commission performed the 5-year interval underwater inspections of each of its river crossing bridges, to meet National Bridge Inspection Standards (NBIS) requirements. The findings of these inspections identified the need for bridge substructure repair and/or rehabilitation of existing scour remediation measures at bridge substructures below the water level. IH's scope is to prepare draft **Condition Assessment Report (CAR)** and a draft **Substructure Foundation Report (SFR)** that will include the substructures all of the Commissions main river bridge crossings. Where the CAR will outline the need for repairs and at which bridges, the SFR will be used as a source of information regarding the foundations and its susceptibility to flooding damage for the Commission in the future. Bi-weekly progress meetings are scheduled with the consultant.

DELAWARE RIVER JOINT TOLL BRIDGE COMMISSION

May 19, 2025

PROJECT STATUS REPORT

IH's subconsultants GPI and JMT have completed the in-depth field inspections for the preparation of the CAR and SFR. Draft CAR and SFR documents have undergone the submittal/review cycle between Commission staff and IH Engineers prior to meeting with NJDEP. A pre-application meeting with NJDEP was conducted on April 2, 2024 to review potential grout bag repair methods included in the CAR. NJDEP does not allow this method of construction in an underwater environment that is not completely "dry". Alternate repair methods are being developed by IH as the CAR continues to be progressed. IH is finalizing their reports and working on the preliminary design to support the effort to acquire the necessary permits.

IH has continued to work on both the **CAR** and **SFR**. A copy of both reports has been forwarded for constructability review under task order C-788A-6. Task Order Consultant TPD and their subconsultant Childs Engineering has performed a peer-review of the documents for four (4) bridges in the **CAR**. A meeting between Engineering and IH was held November 22nd to discuss Commission and TPD/Childs comments on the **SFR**. Revised pages of the SFR were received late December and were reviewed by Commission staff and TPD/Childs. IH indicates that revised reports (SFRs and CARs) are targeted for submittal in May.

CONSTRUCTABILITY REVIEW OF UNDERWATER SUBSTRUCTURE IMPROVEMENTS – ALL REGIONS (C-782A)

Design

Task Order Assignment No. C-788A-6
(HDH/SJB)

Under the standing C-788A Structural/Civil Task Order Agreement, Traffic Planning and Design, Inc. (TPD) along with their sub-consultant Childs Engineering will perform a constructability review of the design of the underwater pier repairs being prepared under Contract C-782A. TPD was provided with the full Notice-to-Proceed date of October 21, 2024.

On August 19th a pre-proposal/scoping meeting was held with TPD and Childs Engineering to discuss a peer review of IH's C-782A Condition Assessment Report (CAR) with emphasis on constructability. This report contains recommendations for underwater and scour remediation repairs to the main river bridge piers at each river crossing.

The CAR and SFR were delivered to TPD who provided a submittal of the draft constructability review for the C-782A contract Condition Assessment Report on November 27th, 2024. This report was reviewed by Commission staff, and a meeting was held with TPD and Childs to discuss findings. IH is incorporating agreed-upon peer review suggestions into the design.

DELAWARE RIVER JOINT TOLL BRIDGE COMMISSION

May 19, 2025
PROJECT STATUS REPORT

BRIDGE INSPECTION PLATFORM LAYOUT AND DESIGN TOLL-SUPPORTED BRIDGES

Design
Task Order Assignment No. C-788A-5
(HDH/MEM)

The purpose of this project is to develop detailed temporary rigging access platforms, cabling and attachment details for internal Commission use. Rigging access is needed to inspect and maintain the underside of the Commission's Toll-Supported Bridges. The rigging system shall be designed to be efficiently installed, operated, and maneuvered by Commission staff.

Traffic Planning and Design, Inc (TPD) was provided with Notice to Proceed on September 24, 2024. A kick-off meeting was held on October 6. After field site visits during the October month, a meeting was held with Maintenance, Engineering, TPD and TPD's subconsultant Malick Sherer (MS). A draft report was received on January 20th, was reviewed by Commission staff. A progress Meeting was held March 20, 2025, during which TPD was asked to take an additional review of the more difficult to access bridges.

EXIGENT SUBSTRUCTURE MASONRY REHABILITATION

Construction Contracts No:

TS-694B – Lumberville-Raven Rock TSB Exigent Substructure Masonry Rehabilitation
TS-694C – Calhoun Street TSB Exigent Substructure Masonry Rehabilitation
TS-694D – Washington Crossing TSB Exigent Substructure Masonry Rehabilitation
TS-694E – Riverton-Belvidere TSB Exigent Substructure Masonry Rehabilitation
(EVO/MEM)

These contracts are for the rehabilitation of existing masonry joints at the abutments, piers, and retaining walls at four (4) locations as directed by the Commission. These exigent substructure masonry rehabilitation projects are an extension of the TS-694A - New Hope – Lambertville Toll-Supported Bridge Rehabilitation Design. This work includes the cleaning and repointing of existing masonry joints, the removal and salvaging existing masonry, constructing mortar beds, placing stones back in their original locations, and repointing courses on piers, abutments at designated locations as directed by the Commission. Torrado and the inspector communicated daily and recorded the linear footage of repointing on each face the substructure units.

The contractor, Torrado Construction began work at the first bridge site, Lumberville-Raven Rock, on July 23, 2024, and was substantially complete on October 9, 2024. Torrado completed the spall repair located at the bottom of the Pier 2 nose at Lumberville-Raven Rock on November 11, 2024, once the additional spall repair material ordered was available. They also completed the repointing at Pier 4 at the Calhoun Street bridge on November 13, 2024, at which time Torrado demobilized operations for the winter.

Repointing work at the Calhoun Street bridge restarted on April 9, 2025. Torrado continued the stone masonry repairs to Piers 1, 5, 6 and PA abutment and anticipates completing these repairs

DELAWARE RIVER JOINT TOLL BRIDGE COMMISSION

May 19, 2025

PROJECT STATUS REPORT

during the week of April 28th. Following the completion of the Calhoun Street repairs, work will commence at Washington Crossing and Riverton-Belvidere, respectively. The repointing at the Washington Crossing bridge is tentatively scheduled for the week of May 5th. Torrado will provide a 2-Week Look Ahead schedule for the duration of the remaining projects.

BRIDGE MONITOR SHELTER ENHANCEMENTS PROGRAM DEVELOPMENT

Task Order Assignment No. C-771A-1
(WMC/KMS)

French & Parrello Associates, P.A. and their sub-consultant, USA Architects, Planners + Interior Designers are developing a system-wide program to enhance the Commission's inventory of bridge monitor shelters. Work involved preparing the program needs assessment and continued through the reporting period. On April 21st, the Commission met with the consultant to review comments on the revised site constraints analysis as well as the revised drawings for the primary and satellite shelter prototypes.

ELECTRONIC SURVEILLANCE / DETECTION SYSTEM

NETWORK VIDEO MANAGEMENT SYSTEM (NVMS) INTEGRATOR SERVICES

Contract No. DB-768A
(WMC/KMS)

Dynamic Security, LLC (dba Secuni) continued to provide maintenance services of headend type equipment in support of the Electronic Surveillance / Detection System under the direction of the Commission's Public Safety and Bridge Security Department, who operates the system from the Control Centers located at the New Jersey State Police's Regional Operation and Information Center (ROIC) in West Trenton, New Jersey and the New Hope-Lambertville Toll Bridge facility in New Hope, Pennsylvania.

ELECTRONIC TOLL COLLECTION

CUSTOMER SERVICE CENTER/VIOLATION PROCESSING CENTER PROJECT

Contract No. DB-584A
(CAS/KMS)

Commission Staff are working with the New Jersey E-ZPass Customer Service Center (NJ E-ZPass CSC) provider, Conduent, to implement IAG Interface Control Document (ICD) version 1.60. This will allow CSCs to receive data and process transactions from other transponder protocols such as SeGo and 6C, in addition to the current TDM protocol, as well as other functionalities. After testing is completed with the NJ E-ZPass CSC and the Inter Agency Group Hub, go-live will be scheduled.

Conduent continues to develop the **real time digital payment function** at the NJ E-ZPass CSC for toll by plate customers. Conduent revised the terms and conditions that will be displayed on the NJ E-ZPass website, and they are being reviewed by the NJTA. Conduent has released this functionality into the NJ CSC software, and they are proceeding with testing it through a small group of individuals.

DELAWARE RIVER JOINT TOLL BRIDGE COMMISSION

May 19, 2025

PROJECT STATUS REPORT

For the **NJ E-ZPass CSC Services re-procurement**, the New Jersey Turnpike Authority (NJTA) awarded the agreements at their Board Meeting. The NJTA issued their findings from the procurement challenge, concluding that the NJTA properly determined TransCore to be the most qualified responsible proposer. Accordingly, the hearing officer recommended that the award to TransCore should be sustained and the protest of Conduent be dismissed.

The NJ E-ZPass CSC is preparing for the Amnesty Program that is expected to go live in June 2025. NJ MVC legislation was passed and NJTA is working with the MVC on the programs. There are two programs: the Amnesty Program and the Vehicle Registration Suspension Program. The Amnesty Program must run for 180 days, with no lookback timeframe, meaning the program can go back as far as the violator wants to pay. Violation transactions after the start of the program are NOT eligible. The program is open to all violators (from any state), with tolls and fees that are \$500 or more prior to June 2025. The program must offer a 25% reduction of the fees, the program will collect 100% of the toll revenue. When applying payment, 100% of the toll amount will be satisfied first, followed by AET fees and administrative fees. The amount owed must be paid in full of no payment plan. A violator may make arrangements for a payment plan, outside of the Amnesty Program. For the NJ MVC Vehicle Registration Suspension, the transactions criteria include all NJ E-ZPass agency violations, unpaid tolls, administration fees and AET fees totaling \$500 or more; or 60 or more violations with at least one having occurred after January 2024 (legislation date). Conduent completed a software release that implemented the Amnesty Program.

The NJTA, as the lead agency, is facilitating all meetings with the other agencies and Conduent to manage the implementation of outstanding system elements for the New Jersey E-ZPass Customer Service Center.

ELECTRONIC TOLL COLLECTION SYSTEM REPLACEMENT

Design, Build and Maintain
Contract No. DB-540A
(CAS/KMS)

TransCore completed the preparation of the remaining seven (7) toll plazas for the installation of the Encompass E6 multiprotocol reader. This included installing the cabling from the proposed reader location to each antenna. TransCore installed the E6 multiprotocol reader at the Delaware Water Gap, Scudder Falls and I-78 Toll Bridges. TransCore completed tuning adjustments to the readers and will monitor for further potential adjustments. TransCore is preparing their report that will summarize their review of the toll plazas operating with the new E6 multiprotocol readers.

Commission Staff are working with TransCore and the NJ E-ZPass CSC provider, Conduent, to implement IAG Interface Control Document (ICD) version 1.60. This will allow CSCs to receive data and process transactions from other transponder protocols such as SeGo and 6C, in addition to the current TDM protocol, as well as other functionalities. After testing is completed with the Inter Agency Group Hub, go-live will be scheduled.

DELAWARE RIVER JOINT TOLL BRIDGE COMMISSION

**May 19, 2025
PROJECT STATUS REPORT**

Commission Staff and TransCore meet monthly to review and discuss system operational and maintenance items. A weekly call also takes place to briefly review system maintenance items for the week.

JOB ORDER CONTRACTING SERVICES

JOB ORDER CONTRACTING PROGRAM MANAGER

Contract No. C-727A
(WMC/KMS)

The Gordian Group continued to provide program management services in support of the Commission’s Job Order Contracting Program involving development of price proposals within the information management software as well as the construction management services in support of each individual job order.

**JOB ORDER CONTRACTING SERVICES
FOR BRIDGE, HIGHWAY, AND CIVIL WORK – NORTH REGION**

Contract No. T/TS-784A
(WMC/KMS)

Representatives from Mount Construction Company participated in a training session on June 28, 2023 involving the JOC Information Management Software, using the Construction Task Catalog and the understanding the Job Order Development Process.

Notice-to-Proceed was issued effective July 1, 2023.

**JOB ORDER CONTRACTING SERVICES
FOR BRIDGE, HIGHWAY, AND CIVIL WORK – SOUTH REGION**

Contract No. T/TS-785A
(WMC/KMS)

Representatives from Mount Construction Company participated in a training session on June 28, 2023 involving the JOC Information Management Software, using the Construction Task Catalog and the understanding the Job Order Development Process.

Notice-to-Proceed was issued effective July 1, 2023.

**JOB ORDER CONTRACTING SERVICES
FOR BUILDING AND FACILITY WORK – NORTH REGION**

Contract No. T/TS-786A
(WMC/KMS)

Representatives from Mount Construction Company participated in a training session on June 28, 2023 involving the JOC Information Management Software, using the Construction Task Catalog and the understanding the Job Order Development Process.

DELAWARE RIVER JOINT TOLL BRIDGE COMMISSION

**May 19, 2025
PROJECT STATUS REPORT**

Notice-to-Proceed was issued effective July 1, 2023.

**JOB ORDER CONTRACTING SERVICES
FOR BUILDING AND FACILITY WORK – SOUTH REGION
Contract No. T/TS-787A
(WMC/KMS)**

Representatives from A.P. Construction participated in a training session on June 28, 2023 involving the JOC Information Management Software, using the Construction Task Catalog and the understanding the Job Order Development Process.

Notice-to-Proceed was issued effective July 1, 2023.

**GENERAL ENGINEERING CONSULTANT
2023-2024 Annual Inspections
Contract No. C-757A
(HDH/MEM)**

As the Commission’s General Engineering Consultant (GEC), Pickering, Corts & Summerson (PCS) provided Annual Inspection Services for Toll Bridges in 2021 and 2023, and Toll-Supported bridges in 2022 and 2024. A modification to the GEC contract in November of 2024 provided PCS a second and last extension for the 2025-2026 cycle inspections.

Toll Bridges and Facilities are scheduled to be inspected April through August of 2025. A kick-off meeting for the 2025 inspections was held with Maintenance North and Central, Engineering and the GEC on February 25, 2025. An additional KO meeting with Maintenance South was held on March 10th. Toll-Supported Bridges and Facilities Annual Regular Inspections will be in 2026, Interim Inspections for the Load Posted Toll-Supported Bridges began in the 2nd week of April of 2025.

**TOLL PLAZA RESTRIPING
Design
Task Order Assignment No. C-760A-6
(JRB/SJB)**

Under this Task Order Assignment (TOA) the Consultant, Remington & Vernick Engineers (RVE), is providing professional consulting services to review, analyze, provide alternatives, and prepare construction plans for revised toll plaza and approach restriping at the seven (7) traditional toll plazas.

A kickoff meeting was held on October 5, 2023, via MS Teams. A research assessment report was submitted to the Commission on October 19, 2023, and a meeting was held on October 24, 2023, to discuss it. A revised report was submitted on November 20, 2023, for internal review and coordination. A status meeting was held on February 14, 2024. RVE submitted an updated

DELAWARE RIVER JOINT TOLL BRIDGE COMMISSION

May 19, 2025

PROJECT STATUS REPORT

assessment report based on additional Commission comments on February 21 and it is currently under review. RVE submitted preliminary plans on April 1, 2024, and comments were provided back to RVE on April 22. Plans for Interstate 78 and Trenton – Morrisville were finalized on May 20 and provided to Engineering staff to incorporate into the current T-766A I-78 I-NJ Roadway Rehabilitation and Power & Communication Infrastructure Improvements project and for the current procurement of T-746A Trenton – Morrisville Toll Bridge Roadway Paving and Deck Sealing Improvements. The Commission has received final submission for the remaining five (5) toll plazas, which is under review.

TRAFFIC ENGINEERING CONSULTANT

2021–2022/ 2023-2024 Annual Reports
Task Order Assignment No. C-761A
(CAS/ KMS)

Commission Staff and Pennoni kicked-off the five (5) year Traffic and Toll Revenue Study that will be used to support the Commission’s potential bond offering. Pennoni prepared an Excel file that includes the traffic and revenue model.

TRAFFIC COUNT PROGRAM UPGRADE

Contract No. DR-550A
(JRB/CAS)

A Purchase Order was issued to Signal Service, Inc. of West Chester, PA (SS) for new overhead traffic counters radar units and support materials in April 2023. SS is a member of the Pennsylvania Department of General Services COSTARS Program.

Commission staff and Signal Service continue to monitor and reconfigure or recalibrate the sensors at many bridges when needed. There are a few bridges that are problematic, including Uhlerstown – Frenchtown, Upper Black Eddy – Milford, and Riverton – Belvidere where narrow approach roadways coupled with steel guiderail has caused issues with radar counts.

At the New Hope-Lambertville Toll-Supported bridge, on September 9, 2024, the traffic counter was relocated to the PA Approach. Counts continue to be monitored due to relocation of the traffic counter during construction and with removal of the one-way closure.

SS was issued a Purchase Order for 2025 Maintenance Services, including quarterly preventative maintenance, on January 27, 2025.

On March 3, SS was on-site at Uhlerstown – Frenchtown and New Hope – Lambertville Toll-Supported Bridges to reconfigure the counters. Uhlerstown – Frenchtown was reconfigured due to ongoing construction under TS-642A U-F TSB Rehabilitation to account for the closure of the bridge in one direction. The New Hope – Lambertville TSB counter was reconfigured due to the lifting of the one-way closure under TS-694A NH-L TSB Rehabilitation, which has been

DELAWARE RIVER JOINT TOLL BRIDGE COMMISSION

May 19, 2025

PROJECT STATUS REPORT

ongoing for over a year. Additionally, the traffic counter was moved during construction and the closure and was not previously configured for two-way traffic counting at its current location.

On March 25, SS revisited Uhlerstown – Frenchtown TSB to reconfigure the traffic counter due to a lane shift of the closed lane for Contract No. TS-642A. It is anticipated there will be more lane shifts in the future as the contractor performs work, and each lane shift would require a recalibration to the counters to be able to account for traffic counting in a physically different location. Engineering staff and SS will try to coordinate recalibrations in a timely manner when traffic is shifted, but it is expected this will result in the loss of data for several days or weeks after a lane shift.

On March 25, SS began quarterly maintenance on all traffic counters. On March 25 and 26, SS performed maintenance on the Center – Bridge Stockton, Uhlerstown – Frenchtown, Upper Black Eddy – Milford, Riegelsville, Lower Trenton, Calhoun Street, and Washington Crossing Toll-Supported Bridges. Maintenance was also performed on the Scudder Falls Toll Bridge. Maintenance will continue into April on the remaining bridges.

On March 31, SS continued quarterly maintenance on New Hope – Lambertville, Northampton Street, and Riverton – Belvidere Toll-Supported bridges. Maintenance was also performed on Portland – Columbia Toll Bridge.

On April 29, maintenance was performed on Easton – Phillipsburg and Trenton – Morrisville Toll Bridges.

Engineering and SS will continue monitoring any issues with the sensors at other Toll-Supported Bridges where geometry and roadway appurtenances cause problems.

ELECTRONIC TOLL COLLECTION / TOLLING

TASK ORDER CONSULTANT

E6 MPR TESTING

Task Order Assignment No. C-770A-2

(CAS/ KMS)

TransCore installed the E6 multiprotocol reader at the Delaware Water Gap, Scudder Falls and I-78 Toll Bridges. This reader enables the Commission toll facilities to read transponders that use TDM (IAG), SeGo or 6C protocols, an IAG directive. TransCore and RK&K are collecting data to document the performance of the readers in multiprotocol operation. This data assists TransCore in determining if additional tuning of the reader is needed as they are placed into the production environment. TransCore completed tuning adjustments to the readers and will monitor for further potential adjustments. TransCore is preparing their report that will summarize their review of the toll plazas operating with the new E6 multiprotocol readers. Additionally, RK&K is preparing a similar report that will summarize their review of the E6 multiprotocol reader operations.

DELAWARE RIVER JOINT TOLL BRIDGE COMMISSION

May 19, 2025

PROJECT STATUS REPORT

SOFT AET PROGRAM MANAGEMENT AND ROADWAY SIGN DESIGN

Task Order Assignment No. C-770A-3
(CAS/ KMS)

Job Order Contract agreements to support All Electronic Tolling (AET) in Place at the Trenton – Morrisville, I-78, Easton – Phillipsburg, and Delaware Water Gap Toll Bridges were executed with Mount Construction. Mount Construction completed all roadway sign installation work and pavement marking eradication. Mount Construction will prepare the closeout documents for this effort along with final invoicing.

RK&K team is providing program management services for the transition to soft All Electronic Tolling (AET) under this task order assignment. The RK&K team participated in the system design workshops with TransCore and Commission staff for Contract DB-792A All Electronic Toll Collection System. The team also attended project status meetings and is currently reviewing the requirements traceability matrix. TransCore submitted the Project Management Plan, which is under review.

**IN-LANE ALL ELECTRONIC TOLL COLLECTION SYSTEM
DESIGN, BUILD & MAINTAIN**

Contract No. DB-792A
(CAS/ KMS)

TransCore of Nashville, Tennessee was awarded this contract at the Commission's November 25, 2024 meeting. This Contract is for TransCore to install the new All-Electronic Tolling EZPass equipment as part of the Phase 4 Hard conversion projects to replace the legacy systems at the existing toll plazas, including replacement of the system at Scudder Falls toll bridge.

The Commission Staff, TransCore and the RK&K team participated in bi-weekly project status meetings. Additionally, the project team participated in two (2) system design workshops to understand project deliverables, the TransCore technology solution, the terminology of the TransCore subsystems and applications, the functional requirements to identify business rules and assist with the preparation of the draft system detail design document and business rules document. The Requirements Traceability Matrix and the Project Management Plan are under review. TransCore submitted the Installation Plan, the Training Plan and the Master Test Plan. These documents were distributed for review.

DELAWARE RIVER JOINT TOLL BRIDGE COMMISSION

Meeting of May 19, 2025

OPERATIONS

The following Pages reflect the reports on those items assigned to the Operations Department. Each item is reported separately and page numbered accordingly.

DELAWARE RIVER JOINT TOLL BRIDGE COMMISSION

Meeting of May 19, 2025

OPERATIONS INDEX

FOR

PUBLIC SAFETY & BRIDGE SECURITY

| SUBJECT | DESCRIPTION | PAGE NUMBER |
|---------------------------------|------------------------------------|--------------------|
| Public Safety & Bridge Security | Status Reports Month of April 2025 | 1-21 |

DELAWARE RIVER JOINT TOLL BRIDGE COMMISSION
Meeting of May 19, 2025

PUBLIC SAFETY AND BRIDGE SECURITY
Month of April 2025

The below-listed items represent meetings, communications, tasks, and projects involving the Public Safety and Bridge Security Department (PSBS):

Radio System

- PSBS personnel and the New Jersey State Police investigated various DRJTBC radio issues during April 2025. Motorola continues to work on the plan for the antenna system at the new Trenton-Morrisville facility. The plan includes a microwave antenna on the NJ Labor and Industry building in Trenton, NJ. Train Towers has submitted the plan and quote for the new Trenton-Morrisville in-building antenna system and the quote was approved by Engineering.
- In April 2025, ESS Maintenance staff continued to work with the Regions and IT to update the Maximo radio inventory database.

Access Control System

- In April 2025, ESS Maintenance staff continued upgrading components of the Commission's access control system and adjusting doors to ensure the security of commission facilities.
- In April 2025, the Access Control System (ACS) database was audited, and pictures were updated for employees and contractor cards.
- Various employee ACS rights were updated and changed at the supervisors' request.
- Various door alarms and ACS issues were investigated and addressed.
- Proposals have been obtained to acquire the components needed to automatically open Langhorne gates and the Alpha I-78 gate at milepost 2 westbound when maintenance vehicles approach the gate.

Public Safety & Bridge Security

- PSBS continued to arrange various Pennsylvania State Police (PSP) enforcement details and safety checks at Commission bridges.

DELAWARE RIVER JOINT TOLL BRIDGE COMMISSION
Meeting of May 19, 2025

PUBLIC SAFETY AND BRIDGE SECURITY
Month of April 2025

- PSBS Control Center (CC) continues to operate 24/7 detects, documents, and assists the regional bridges with various emergencies, traffic, and security-related incidents.
- During April 2025, PSBS worked with Human Resources (HR) on various internal investigations.
- During April 2025, PSBS personnel worked with several police departments and DRJTBC personnel on various inquiries and investigations. As a result, PSBS personnel investigated (38) video requests.
- In April 2025, PSBS Staff attended the I-78 NJ Roadway Rehabilitation and Power & Communication Infrastructure meeting. All new roadway cameras have been installed and are still being adjusted accordingly.
- In April 2025, PSBS personnel reviewed and purged the ESS video storage database that contains copies of videos requested by DRJTBC personnel and outside agencies.
- In April 2025, PSBS continued working with Engineering to construct the Southern Operations & Maintenance Facilities – Trenton-Morrisville Control Center Project.
- In April 2025, work and testing continued at the New Hope Control Center on the Computer Aided Dispatch System (CAD. PSBS Staff and Engineering continue to conduct Bi-Weekly meetings with Motorola and Carousel regarding the CAD and phone system.
- In April 2025, PSBS attended and participated in the DRJTBC Monthly WPSC meeting.
- In April 2025, PSBS completed monthly NJSP and PSP billing processing.
- In April 2025, PSBS assisted in Security details for the DRJTBC monthly Committee and Commission meetings.
- In April 2025, PSBS Staff conducted interviews for Toll Supported Bridge Monitor positions.
- In April 2025, PSBS Staff conducted interviews for ESS support technician positions.
- In April 2025, PSBS Staff conducted interviews for PSBS Control Center positions

DELAWARE RIVER JOINT TOLL BRIDGE COMMISSION
Meeting of May 19, 2025

PUBLIC SAFETY AND BRIDGE SECURITY
Month of April 2025

- In April 2025, PSBS personnel assisted with traffic control for the “Hands Off March” at the New Hope-Lambertville Toll Supported Bridge (NHLTSB).
- In April 2025, PSBS personnel assisted with traffic control for the Annual Shad Festival at the NHLTSB.

Electronic Security Surveillance (ESS) Maintenance

- In April 2025, ESS Maintenance responded to and closed 62 Maximo work orders for the Commission’s ESS and radio systems.
- In April 2025, ESS Maintenance staff worked with Train Towers on a design for radio antennas and cell extenders for the new Trento- Morrisville location.
- In April 2025, ESS Maintenance completed a long-range reader test for the Langhorne Maintenance entrance gates and after positive feedback from our Maintenance Department.
- In April 2025, ESS Maintenance completed spring camera preventive maintenance at Milford – Montague, Portland – Columbia, Riverton – Belvidere, Riegelsville, Upper Black Eddy – Milford, Centre Bridge – Stockton, and New Hope Lambertville.
- In April 2025, ESS Maintenance supported DRJTBC Engineering and Signal Service with spring traffic counter preventive maintenance at all DRJTBC 22 locations.
- In April 2025, ESS Maintenance supported the DRJTBC Training Department by working with MJF Electric to provide quotes for the floor box’s, network, electric, and lighting for the new training room at the New Hope Toll facility.
- In April 2025, ESS Maintenance supported DRJTBC Maintenance facility by providing quotes for replacing two doors at Milford – Montague, and the New Hope Toll Bridge.

Toll Department

- Attended Hard AET workshops on April 15th, 22th and 23th.
- Conducted Northern Region Toll Bridge Monitor interviews
- Held weekly Teams meetings with Lieutenants and DDOT to keep staff informed of any updates

DELAWARE RIVER JOINT TOLL BRIDGE COMMISSION
Meeting of May 19, 2025

PUBLIC SAFETY AND BRIDGE SECURITY
Month of April 2025

- Continue to coordinate the cross-training of Toll and Toll Supported Bridge personnel
- Attended monthly TransCore Maintenance meeting
- Participated in TransCore weekly Teams meetings and assist with any toll system updates
- Toll personnel continues to monitors the toll equipment and toll lanes daily
- Continue to work with TES and coordinate the training for Toll Personnel
- Continue to monitor traffic flow to adjust lane closures if needed
- Approve and monitor payroll / address any ADP or portal issues
- Visited toll locations to meet with staff and discuss any issues

April 2025 NJSP/PSP DRJTBC Combined Stats

| Bridges | N/R Accidents | | Reportable Accidents | | Motorist Assists | | Other | |
|--|---------------|----|----------------------|----|------------------|----|-------|----|
| | NJ | PA | NJ | PA | NJ | PA | NJ | PA |
| Milford-Montague Toll Bridge (R0440) | 0 | 0 | 0 | 0 | 0 | 0 | 0 | 0 |
| Delaware Water Gap Toll Bridge (N0641) | 0 | 1 | 2 | 0 | 1 | 1 | 0 | 23 |
| Portland-Columbia Pedestrian TSB (M0642) | 0 | 0 | 0 | 0 | 0 | 0 | 0 | 0 |
| Portland-Columbia Toll Bridge (M0643) | 0 | 0 | 1 | 0 | 0 | 0 | 0 | 1 |
| Riverton-Belvidere Toll Supported Bridge (M0644) | 0 | 0 | 1 | 0 | 0 | 0 | 0 | 1 |
| Easton-Phillipsburg Toll Bridge (M0645) | 0 | 3 | 2 | 0 | 1 | 1 | 0 | 0 |
| Northampton St TSB (M0646) | 0 | 0 | 1 | 0 | 0 | 0 | 0 | 2 |
| I-78 Toll Bridge (M0646) | 0 | 3 | 1 | 0 | 3 | 6 | 0 | 32 |
| Riegelsville Toll Supported Bridge (M0248) | 0 | 0 | 0 | 0 | 0 | 0 | 0 | 0 |
| Upper Black Eddy Milford Toll Supported (M0249) | 0 | 0 | 0 | 0 | 0 | 0 | 0 | 0 |
| Uhlerstown Frenchtown TSB (M0250) | 0 | 0 | 0 | 0 | 0 | 0 | 0 | 0 |
| Lumberville Raven Rock TSB Ped. (M0251) | 0 | 0 | 0 | 0 | 0 | 0 | 0 | 0 |
| Centre Bridge Stockton TSB (M0252) | 0 | 0 | 0 | 0 | 1 | 0 | 0 | 0 |
| New Hope Lambertville Toll (M0253) | 0 | 0 | 0 | 0 | 0 | 0 | 0 | 1 |
| New Hope Lambertville TSB (M0254) | 0 | 0 | 0 | 0 | 0 | 0 | 0 | 1 |
| Washington Crossing TSB (M0355) | 0 | 0 | 1 | 0 | 1 | 0 | 0 | 2 |
| Scudder Falls Toll (M0356) | 0 | 0 | 1 | 0 | 0 | 0 | 0 | 0 |
| Calhoun St TSB (M0357) | 0 | 0 | 0 | 0 | 0 | 0 | 0 | 0 |
| Lower Trenton TSB (M0358) | 0 | 0 | 0 | 0 | 0 | 0 | 0 | 10 |
| Morrisville Trenton Toll (M0359) | 0 | 6 | 1 | 1 | 0 | 0 | 0 | 1 |

| | Citations | Warnings | Security Checks |
|----------------------------------|-----------|----------|-----------------|
| New Jersey State Police | 33 | 34 | 529 |
| Pennsylvania State Police | 156 | 125 | 791 |

April 2025 Overweight Crossings-Central Region

4/30/2025

| Bridge | Total Turnarounds | Total Overweights | Total Manned | Total Unmanned | NJSP Response | Summons Issued | Warnings Issued | PSP Response | Citations Issued | Warnings Issued2 | Local Police Response | No Response |
|-------------------------|-------------------|-------------------|--------------|----------------|---------------|----------------|-----------------|--------------|------------------|------------------|-----------------------|-------------|
| Riverton-Belvidere | 164 | 0 | 0 | 0 | 0 | 0 | 0 | 0 | 0 | 0 | 0 | 0 |
| Northampton St. | 662 | 7 | 7 | 0 | 1 | 0 | 1 | 4 | 3 | 1 | 0 | 2 |
| Riegelsville | 306 | 0 | 0 | 0 | 0 | 0 | 0 | 0 | 0 | 0 | 0 | 0 |
| Uhlerstown - Frenchtown | 33 | 0 | 0 | 0 | 0 | 0 | 0 | 0 | 0 | 0 | 0 | 0 |
| April Totals | 1165 | 7 | 7 | 0 | 1 | 0 | 1 | 4 | 3 | 1 | 0 | 2 |

| Bridge | Total Turnarounds | Total Overweights | Total Manned | Total Unmanned | NJSP Response | Summons Issued | Warnings Issued | PSP Response | Citations Issued | Warnings Issued | Local Police Response | No Response |
|----------------------------|-------------------|-------------------|--------------|----------------|---------------|----------------|-----------------|--------------|------------------|-----------------|-----------------------|-------------|
| Riverton-Belvidere | 575 | 5 | 4 | 1 | 1 | 0 | 1 | 2 | 2 | 0 | 0 | 2 |
| Northampton St. | 2435 | 14 | 14 | 0 | 5 | 2 | 3 | 5 | 3 | 2 | 0 | 4 |
| Riegelsville | 794 | 1 | 1 | 0 | 1 | 0 | 1 | 0 | 0 | 0 | 0 | 0 |
| Uhlerstown - Frenchtown | 339 | 4 | 3 | 1 | 4 | 3 | 1 | 0 | 0 | 0 | 0 | 0 |
| | 0 | 0 | 0 | 0 | 0 | 0 | 0 | 0 | 0 | 0 | 0 | 0 |
| Year to Date Totals | 4143 | 24 | 22 | 2 | 11 | 5 | 6 | 7 | 5 | 2 | 0 | 6 |

April 2025 Overweight Crossings-Southern Region

4/30/2025

| Bridge | Total Turnarounds | Total Overweights | Total Manned | Total Unmanned | NJSP Response | Summons Issued | Warnings Issued | PSP Response | Citations Issued | Warnings Issued2 | Local Police Response | No Response |
|---------------------|-------------------|-------------------|--------------|----------------|---------------|----------------|-----------------|--------------|------------------|------------------|-----------------------|-------------|
| Lower Trenton | 96 | 19 | 0 | 19 | 0 | 0 | 0 | 18 | 7 | 11 | 0 | 1 |
| Calhoun Street | 69 | 2 | 2 | 0 | 1 | 1 | 0 | 1 | 0 | 1 | 0 | 0 |
| Washington Crossing | 121 | 0 | 0 | 0 | 0 | 0 | 0 | 0 | 0 | 0 | 0 | 0 |
| New Hope | 136 | 1 | 1 | 0 | 0 | 0 | 0 | 1 | 0 | 1 | 0 | 0 |
| Lambertville | 49 | 5 | 0 | 5 | 5 | 0 | 5 | 0 | 0 | 0 | 0 | 0 |
| Centre Bridge | | | | | | | | | | | | |
| Stockton | | | | | | | | | | | | |
| April Totals | 471 | 27 | 3 | 24 | 6 | 1 | 5 | 20 | 7 | 13 | 0 | 1 |

| Bridge | Total Turnarounds | Total Overweights | Total Manned | Total Unmanned | NJSP Response | Summons Issued | Warnings Issued | PSP Response | Citations Issued | Warnings Issued | Local Police Response | No Response |
|----------------------------|-------------------|-------------------|--------------|----------------|---------------|----------------|-----------------|--------------|------------------|-----------------|-----------------------|-------------|
| Lower Trenton | 646 | 38 | 0 | 38 | 0 | 0 | 0 | 33 | 9 | 24 | 0 | 5 |
| Calhoun Street | 1546 | 7 | 7 | 0 | 3 | 1 | 2 | 4 | 0 | 4 | 0 | 0 |
| Washington Crossing | 480 | 7 | 2 | 5 | 4 | 4 | 0 | 3 | 0 | 3 | 0 | 0 |
| New Hope | 656 | 2 | 2 | 0 | 0 | 0 | 0 | 1 | 0 | 1 | 0 | 1 |
| Lambertville | | | | | | | | | | | | |
| Centre Bridge | 294 | 11 | 0 | 11 | 11 | 5 | 6 | 0 | 0 | 0 | 0 | 0 |
| Stockton | | | | | | | | | | | | |
| Year to Date Totals | 3622 | 65 | 11 | 54 | 18 | 10 | 8 | 41 | 9 | 32 | 0 | 6 |

| Belvidere | January | February | March | April | May | June | July | August | September | October | November | December | Year to date totals |
|----------------------|---------|----------|-------|-------|-----|------|------|--------|-----------|---------|----------|----------|---------------------|
| Overweight Crossings | 0 | 1 | 0 | 1 | | | | | | | | | 2 |
| Washington Crossing | January | February | March | April | May | June | July | August | September | October | November | December | Year to date totals |
| Turnarounds | 113 | 115 | 131 | 121 | | | | | | | | | 480 |
| NJ Side | 110 | 93 | 106 | 110 | | | | | | | | | 419 |
| PA Side | 3 | 22 | 25 | 11 | | | | | | | | | 61 |
| Overweight Crossings | 3 | 2 | 2 | 0 | | | | | | | | | 7 |
| Calhoun Street | January | February | March | April | May | June | July | August | September | October | November | December | Year to date totals |
| Turnarounds | 66 | 129 | 113 | 69 | | | | | | | | | 377 |
| NJ Side | 51 | 101 | 91 | 55 | | | | | | | | | 298 |
| PA Side | 15 | 28 | 22 | 14 | | | | | | | | | 79 |
| Overweight Crossings | 4 | 0 | 1 | 2 | | | | | | | | | 7 |
| Lower Trenton | January | February | March | April | May | June | July | August | September | October | November | December | Year to date totals |
| Turnarounds | 37 | 228 | 285 | 96 | | | | | | | | | 646 |
| NJ Side | 37 | 214 | 275 | 90 | | | | | | | | | 616 |
| PA Side | 0 | 14 | 10 | 6 | | | | | | | | | 30 |
| Overweight Crossings | 0 | 9 | 10 | 19 | | | | | | | | | 38 |

Monthly Activity Report

April 2025

| Location | Bridge Checks | Overweights | Accidents | Jumpers | Disabled Vehicles | Medical Emergencies |
|----------------------|---------------|-------------|-----------|----------|-------------------|---------------------|
| Lower Trenton | 134 | 19 | 1 | 0 | 0 | 0 |
| Calhoun Street | 145 | 2 | 1 | 0 | 0 | 0 |
| Langhorne | 79 | 0 | 0 | 0 | 0 | 0 |
| Scudder Falls | 267 | 0 | 1 | 0 | 8 | 0 |
| Washington Crossing | 154 | 0 | 3 | 0 | 4 | 0 |
| New Hope | 103 | 1 | 0 | 0 | 0 | 1 |
| Lambertville | 89 | 5 | 0 | 0 | 0 | 0 |
| Centre Bridge | 40 | 0 | 0 | 0 | 0 | 0 |
| Stockton | 33 | 0 | 0 | 0 | 0 | 0 |
| Lumberville | 37 | 0 | 0 | 0 | 0 | 0 |
| RavenRock | 75 | 0 | 0 | 0 | 0 | 0 |
| Uhersown | 96 | 7 | 0 | 1 | 0 | 0 |
| Frenchtown | 34 | 0 | 0 | 0 | 0 | 0 |
| Upper Black Eddy | 0 | 0 | 0 | 0 | 0 | 0 |
| Milford | | | | | | |
| Riegelsville | | | | | | |
| Northampton St. | | | | | | |
| Riverton | | | | | | |
| Belvidere | | | | | | |
| Totals | 1286 | 34 | 6 | 1 | 12 | 1 |
| Yearly Totals | | | | | | |
| Location | Bridge Checks | Overweights | Accidents | Jumpers | Disabled Vehicles | Medical Emergencies |
| Lower Trenton | 134 | 19 | 1 | 0 | 0 | 0 |
| Calhoun Street | 145 | 2 | 1 | 0 | 0 | 0 |
| Langhorne | 79 | 0 | 0 | 0 | 0 | 0 |
| Scudder Falls | 267 | 0 | 1 | 0 | 8 | 0 |
| Washington Crossing | 154 | 0 | 3 | 0 | 4 | 0 |
| New Hope | 103 | 1 | 0 | 0 | 0 | 1 |
| Lambertville | | | | | | |

| Location | Bridge Checks | Overweights | Accidents | Jumpers | Disabled Vehicles | Medical Emeraencies |
|-----------------------------|---------------|-------------|-----------|----------|-------------------|---------------------|
| Centre Bridge Stockton | 89 | 5 | 0 | 0 | 0 | 0 |
| Lumberville RavenRock | 40 | 0 | 0 | 0 | 0 | 0 |
| Uhlersown Frenchtown | 33 | 0 | 0 | 0 | 0 | 0 |
| Upper Black Eddy Milford | 37 | 0 | 0 | 0 | 0 | 0 |
| Riegelsville | 75 | 0 | 0 | 0 | 0 | 0 |
| Northampton St. | 96 | 7 | 0 | 1 | 0 | 0 |
| Riverton Belvidere | 34 | 0 | 0 | 0 | 0 | 0 |
| Portland Columbia | 0 | 0 | 0 | 0 | 0 | 0 |
| Totals | 1286 | 34 | 6 | 1 | 12 | 1 |

DELAWARE RIVER JOINT TOLL BRIDGE COMMISSION

MONTHLY ACTIVITY SERVICES RENDERED REPORT

BRIDGE Riverton-Belvidere

MONTH April

YEAR 2025

| ACTIVITY/SERVICE | WEEK OF 5-Apr | WEEK OF 12-Apr | WEEK OF 19-Apr | WEEK OF 26-Apr | TOTAL |
|--------------------------|---------------|----------------|----------------|----------------|-------|
| Hours Worked | 168 | 168 | 168 | 168 | 672 |
| Patrols | 61 | 64 | 78 | 75 | 278 |
| Overweight Crossings | 0 | 0 | 0 | 0 | 0 |
| Overweights Refused | 42 | 46 | 39 | 37 | 164 |
| Pass Through | 4 | 7 | 12 | 0 | 23 |
| Disabled Vehicles | 0 | 0 | 0 | 0 | 0 |
| Accidents | 0 | 1 | 0 | 5 | 6 |
| Police Requests | 5 | 8 | 5 | 0 | 18 |
| Fire Dept. Requests | 0 | 0 | 0 | 0 | 0 |
| EMS / First Aid Requests | 0 | 0 | 0 | 1 | 1 |
| Traffic Control | 4 | 1 | 8 | 2 | 15 |
| Jumpers / Code 100 | 0 | 0 | 0 | 0 | 0 |
| Public Interactions | 25 | 17 | 41 | 35 | 118 |
| Bicycle Warnings | 1 | 1 | 3 | 3 | 8 |
| Equipment Checks | 12 | 13 | 14 | 14 | 53 |

NOTES:

DELAWARE RIVER JOINT TOLL BRIDGE COMMISSION

MONTHLY ACTIVITY SERVICES RENDERED REPORT

BRIDGE Northampton Street

MONTH April

YEAR 2025

| ACTIVITY/SERVICE | WEEK OF 5-Apr | WEEK OF 12-Apr | WEEK OF 19-Apr | WEEK OF 26-Apr | TOTAL |
|--------------------------|---------------|----------------|----------------|----------------|-------|
| Hours Worked | 336 | 336 | 336 | 336 | 1344 |
| Patrols | 146 | 147 | 148 | 133 | 574 |
| Overweight Crossings | 2 | 3 | 1 | 1 | 7 |
| Overweights Refused | 161 | 167 | 166 | 168 | 662 |
| Pass Through | 6 | 1 | 7 | 158 | 172 |
| Disabled Vehicles | 0 | 0 | 0 | 0 | 0 |
| Accidents | 0 | 0 | 0 | 0 | 0 |
| Police Requests | 2 | 3 | 0 | 0 | 5 |
| Fire Dept. Requests | 0 | 0 | 0 | 0 | 0 |
| EMS / First Aid Requests | 0 | 2 | 0 | 0 | 2 |
| Traffic Control | 12 | 8 | 29 | 0 | 49 |
| Jumpers / Code 100 | 0 | 1 | 0 | 0 | 1 |
| Public Interactions | 88 | 74 | 150 | 95 | 407 |
| Bicycle Warnings | 16 | 4 | 21 | 22 | 63 |
| Equipment Checks | 26 | 24 | 24 | 27 | 101 |

NOTES:

DELAWARE RIVER JOINT TOLL BRIDGE COMMISSION

MONTHLY ACTIVITY SERVICES RENDERED REPORT

BRIDGE Riegelsville

MONTH April

YEAR 2025

| ACTIVITY/SERVICE | WEEK OF 5-Apr | WEEK OF 12-Apr | WEEK OF 19-Apr | WEEK OF 26-Apr | TOTAL |
|--------------------------|---------------|----------------|----------------|----------------|-------|
| Hours Worked | 336 | 336 | 336 | 336 | 1344 |
| Patrols | 136 | 144 | 146 | 151 | 577 |
| Overweight Crossings | 0 | 0 | 0 | 0 | 0 |
| Overweights Refused | 78 | 77 | 79 | 72 | 306 |
| Pass Through | 2 | 2 | 3 | 3 | 10 |
| Disabled Vehicles | 0 | 0 | 0 | 0 | 0 |
| Accidents | 0 | 0 | 0 | 0 | 0 |
| Police Requests | 0 | 0 | 0 | 0 | 0 |
| Fire Dept. Requests | 0 | 0 | 0 | 0 | 0 |
| EMS / First Aid Requests | 0 | 0 | 0 | 0 | 0 |
| Traffic Control | 0 | 2 | 0 | 2 | 4 |
| Jumpers / Code 100 | 0 | 0 | 0 | 0 | 0 |
| Public Interactions | 40 | 62 | 36 | 83 | 221 |
| Bicycle Warnings | 2 | 0 | 0 | 1 | 3 |
| Equipment Checks | 27 | 29 | 28 | 26 | 110 |

NOTES:

DELAWARE RIVER JOINT TOLL BRIDGE COMMISSION

MONTHLY ACTIVITY SERVICES RENDERED REPORT

BRIDGE Upper Black Eddy-Milford

MONTH April

YEAR 2025

| ACTIVITY/SERVICE | WEEK OF 5-Apr | WEEK OF 12-Apr | WEEK OF 19-Apr | WEEK OF 26-Apr | TOTAL |
|--------------------------|---------------|----------------|----------------|----------------|-------|
| Hours Worked | 126 | 90 | 120 | 90 | 426 |
| Patrols | 53 | 44 | 57 | 45 | 199 |
| Overweight Crossings | 0 | 0 | 0 | 0 | 0 |
| Overweights Refused | 0 | 0 | 0 | 0 | 0 |
| Pass Through | 0 | 0 | 0 | 0 | 0 |
| Disabled Vehicles | 0 | 0 | 0 | 0 | 0 |
| Accidents | 0 | 0 | 0 | 0 | 0 |
| Police Requests | 0 | 0 | 0 | 0 | 0 |
| Fire Dept. Requests | 0 | 0 | 0 | 0 | 0 |
| EMS / First Aid Requests | 0 | 0 | 0 | 0 | 0 |
| Traffic Control | 0 | 0 | 0 | 2 | 2 |
| Jumpers / Code 100 | 0 | 0 | 0 | 0 | 0 |
| Public Interactions | 20 | 6 | 40 | 40 | 106 |
| Bicycle Warnings | 1 | 0 | 0 | 0 | 1 |
| Equipment Checks | 9 | 7 | 10 | 6 | 32 |

NOTES:

DELAWARE RIVER JOINT TOLL BRIDGE COMMISSION

MONTHLY ACTIVITY SERVICES RENDERED REPORT

BRIDGE Uhlerstown-Frenchtown

MONTH April

YEAR 2025

| ACTIVITY/SERVICE | WEEK OF 5-Apr | WEEK OF 12-Apr | WEEK OF 19-Apr | WEEK OF 26-Apr | TOTAL |
|--------------------------|---------------|----------------|----------------|----------------|-------|
| Hours Worked | 168 | 173 | 210 | 174 | 725 |
| Patrols | 22 | 3 | 14 | 6 | 45 |
| Overweight Crossings | 0 | 0 | 0 | 0 | 0 |
| Overweights Refused | 6 | 11 | 7 | 9 | 33 |
| Pass Through | 11 | 5 | 10 | 6 | 32 |
| Disabled Vehicles | 0 | 0 | 0 | 0 | 0 |
| Accidents | 0 | 0 | 0 | 0 | 0 |
| Police Requests | 0 | 0 | 0 | 0 | 0 |
| Fire Dept. Requests | 0 | 0 | 0 | 0 | 0 |
| EMS / First Aid Requests | 0 | 0 | 0 | 0 | 0 |
| Traffic Control | 0 | 0 | 0 | 0 | 0 |
| Jumpers / Code 100 | 0 | 0 | 0 | 0 | 0 |
| Public Interactions | 19 | 2 | 16 | 17 | 54 |
| Bicycle Warnings | 1 | 0 | 0 | 3 | 4 |
| Equipment Checks | 12 | 13 | 14 | 16 | 55 |

NOTES:

DELAWARE RIVER JOINT TOLL BRIDGE COMMISSION

MONTHLY ACTIVITY SERVICES RENDERED REPORT

BRIDGE Portland-Columbia Pedestrian Bridge

MONTH April

YEAR 2025

| ACTIVITY/SERVICE | WEEK OF 5-Apr | WEEK OF 12-Apr | WEEK OF 19-Apr | WEEK OF 26-Apr | TOTAL |
|--------------------------|---------------|----------------|----------------|----------------|-------|
| Hours Worked | 0 | 0 | 0 | | 0 |
| Patrols | 0 | 0 | 0 | | 0 |
| Overweight Crossings | 0 | 0 | 0 | | 0 |
| Overweights Refused | 0 | 0 | 0 | | 0 |
| Pass Through | 0 | 0 | 0 | | 0 |
| Disabled Vehicles | 0 | 0 | 0 | | 0 |
| Accidents | 0 | 0 | 0 | | 0 |
| Police Requests | 0 | 0 | 0 | | 0 |
| Fire Dept. Requests | 0 | 0 | 0 | | 0 |
| EMS / First Aid Requests | 0 | 0 | 0 | | 0 |
| Traffic Control | 0 | 0 | 0 | | 0 |
| Jumpers / Code 100 | 0 | 0 | 0 | | 0 |
| Public Interactions | 0 | 0 | 0 | | 0 |
| Bicycle Warnings | 0 | 0 | 0 | | 0 |
| Equipment Checks | 0 | 0 | 0 | | 0 |

NOTES:

DELAWARE RIVER JOINT TOLL BRIDGE COMMISSION

MONTHLY ACTIVITY SERVICES RENDERED REPORT

BRIDGE Centre-Bridge Stockton

MONTH April

YEAR 2025

| ACTIVITY/SERVICE | WEEK OF 12-Apr | WEEK OF 19-Apr | WEEK OF 26-Apr | WEEK OF 30-Apr | TOTAL |
|--------------------------|----------------|----------------|----------------|----------------|-------|
| Hours Worked | 132 | 176 | 148 | 96 | 552 |
| Patrols | 34 | 50 | 40 | 72 | 196 |
| Overweight Crossings | 2 | 1 | 1 | 1 | 5 |
| Overweights Refused | 13 | 11 | 14 | 11 | 49 |
| Pass Through | 7 | 22 | 7 | 0 | 36 |
| Disabled Vehicles | 0 | 0 | 0 | 0 | 0 |
| Accidents | 0 | 0 | 0 | 0 | 0 |
| Police Requests | 0 | 0 | 1 | 1 | 2 |
| Fire Dept. Requests | 0 | 0 | 0 | 0 | 0 |
| EMS / First Aid Requests | 0 | 0 | 0 | 0 | 0 |
| Traffic Control | 1 | 0 | 0 | 0 | 1 |
| Jumpers / Code 100 | 0 | 0 | 0 | 0 | 0 |
| Public Interactions | 46 | 103 | 58 | 23 | 230 |
| Bicycle Warnings | 1 | 10 | 7 | 4 | 22 |
| Other | 0 | 0 | 0 | 0 | 0 |

NOTES:

DELAWARE RIVER JOINT TOLL BRIDGE COMMISSION

MONTHLY ACTIVITY SERVICES RENDERED REPORT

BRIDGE New Hope - Lambertville

MONTH April

YEAR 2025

| ACTIVITY/SERVICE | WEEK OF 12-Apr | WEEK OF 19-Apr | WEEK OF 26-Apr | WEEK OF 30-Apr | TOTAL |
|--------------------------|----------------|----------------|----------------|----------------|-------|
| Hours Worked | 336 | 336 | 367 | 192 | 1231 |
| Patrols | 120 | 124 | 107 | 48 | 399 |
| Overweight Crossings | 0 | 0 | 1 | 0 | 1 |
| Overweights Refused | 37 | 34 | 44 | 21 | 136 |
| Pass Through | 5 | 5 | 8 | 5 | 23 |
| Disabled Vehicles | 0 | 0 | 0 | 0 | 0 |
| Accidents | 0 | 0 | 0 | 0 | 0 |
| Police Requests | 0 | 1 | 0 | 0 | 1 |
| Fire Dept. Requests | 0 | 0 | 0 | 0 | 0 |
| EMS / First Aid Requests | 0 | 0 | 0 | 1 | 1 |
| Traffic Control | 12 | 32 | 24 | 19 | 87 |
| Jumpers / Code 100 | 0 | 0 | 0 | 0 | 0 |
| Public Interactions | 293 | 586 | 783 | 152 | 1814 |
| Bicycle Warnings | 7 | 53 | 30 | 21 | 111 |
| Other | 0 | 0 | 0 | 0 | 0 |

NOTES:

DELAWARE RIVER JOINT TOLL BRIDGE COMMISSION

MONTHLY ACTIVITY SERVICES RENDERED REPORT

BRIDGE Washington Crossing

MONTH April

YEAR 2025

| ACTIVITY/SERVICE | WEEK OF 12-Apr | WEEK OF 19-Apr | WEEK OF 26-Apr | WEEK OF 30-Apr | TOTAL |
|--------------------------|----------------|----------------|----------------|----------------|-------|
| Hours Worked | 156 | 168 | 168 | 96 | 588 |
| Patrols | 37 | 57 | 36 | 48 | 178 |
| Overweight Crossings | 0 | 0 | 0 | 0 | 0 |
| Overweights Refused | 32 | 31 | 31 | 27 | 121 |
| Pass Through | 0 | 2 | 5 | 2 | 9 |
| Disabled Vehicles | 0 | 0 | 0 | 0 | 0 |
| Accidents | 0 | 0 | 1 | 0 | 1 |
| Police Requests | 1 | 1 | 1 | 0 | 3 |
| Fire Dept. Requests | 0 | 0 | 0 | 0 | 0 |
| EMS / First Aid Requests | 0 | 0 | 0 | 0 | 0 |
| Traffic Control | 29 | 32 | 49 | 27 | 137 |
| Jumpers / Code 100 | 0 | 0 | 0 | 0 | 0 |
| Public Interactions | 18 | 220 | 52 | 31 | 321 |
| Bicycle Warnings | 0 | 13 | 2 | 4 | 19 |
| Other | 0 | 0 | 0 | 0 | 0 |

NOTES:

DELAWARE RIVER JOINT TOLL BRIDGE COMMISSION

MONTHLY ACTIVITY SERVICES RENDERED REPORT

BRIDGE Calhoun Street

MONTH April

YEAR 2025

| ACTIVITY/SERVICE | WEEK OF 12-Apr | WEEK OF 19-Apr | WEEK OF 26-Apr | WEEK OF 30-Apr | TOTAL |
|--------------------------|----------------|----------------|----------------|----------------|-------|
| Hours Worked | 324 | 324 | 300 | 192 | 1140 |
| Patrols | 84 | 99 | 86 | 48 | 317 |
| Overweight Crossings | 0 | 2 | 0 | 0 | 2 |
| Overweights Refused | 15 | 17 | 21 | 16 | 69 |
| Pass Through | 0 | 1 | 1 | 0 | 2 |
| Disabled Vehicles | 0 | 0 | 0 | 0 | 0 |
| Accidents | 0 | 0 | 0 | 0 | 0 |
| Police Requests | 0 | 0 | 2 | 0 | 2 |
| Fire Dept. Requests | 0 | 0 | 0 | 0 | 0 |
| EMS / First Aid Requests | 0 | 0 | 0 | 0 | 0 |
| Traffic Control | 2 | 3 | 7 | 16 | 28 |
| Jumpers / Code 100 | 0 | 0 | 0 | 0 | 0 |
| Public Interactions | 5 | 13 | 19 | 9 | 46 |
| Bicycle Warnings | 2 | 3 | 3 | 8 | 16 |
| Other | 0 | 0 | 0 | 0 | 0 |

NOTES:

DELAWARE RIVER JOINT TOLL BRIDGE COMMISSION

MONTHLY ACTIVITY SERVICES RENDERED REPORT

BRIDGE Lower Trenton

MONTH April

YEAR 2025

| ACTIVITY/SERVICE | WEEK OF 12-Apr | WEEK OF 19-Apr | WEEK OF 26-Apr | WEEK OF 30-Apr | TOTAL |
|--------------------------|----------------|----------------|----------------|----------------|-------|
| Hours Worked | 153 | 168 | 144 | 192 | 657 |
| Patrols | 36 | 51 | 22 | 37 | 146 |
| Overweight Crossings | 7 | 1 | 4 | 7 | 19 |
| Overweights Refused | 11 | 65 | 5 | 15 | 96 |
| Pass Through | 0 | 7 | 5 | 3 | 15 |
| Disabled Vehicles | 0 | 0 | 0 | 0 | 0 |
| Accidents | 0 | 0 | 0 | 1 | 1 |
| Police Requests | 2 | 0 | 0 | 1 | 3 |
| Fire Dept. Requests | 0 | 0 | 0 | 0 | 0 |
| EMS / First Aid Requests | 0 | 0 | 0 | 0 | 0 |
| Traffic Control | 4 | 0 | 0 | 17 | 21 |
| Jumpers / Code 100 | 0 | 0 | 0 | 0 | 0 |
| Public Interactions | 15 | 46 | 18 | 12 | 91 |
| Bicycle Warnings | 7 | 18 | 6 | 11 | 42 |
| Other | 0 | 0 | 0 | 0 | 0 |

NOTES:

DELAWARE RIVER JOINT TOLL BRIDGE COMMISSION

MONTHLY ACTIVITY SERVICES RENDERED REPORT

BRIDGE Lumberville - Raven Rock

MONTH April

YEAR 2025

| ACTIVITY/SERVICE | WEEK OF 12-Apr | WEEK OF 19-Apr | WEEK OF 26-Apr | WEEK OF 30-Apr | TOTAL |
|--------------------------|----------------|----------------|----------------|----------------|-------|
| Hours Worked | 4 | 8 | 15 | 13 | 40 |
| Patrols | 0 | 0 | 0 | 0 | 0 |
| Overweight Crossings | 0 | 0 | 0 | 0 | 0 |
| Overweights Refused | 0 | 0 | 0 | 0 | 0 |
| Pass Through | 0 | 0 | 0 | 0 | 0 |
| Disabled Vehicles | 0 | 0 | 0 | 0 | 0 |
| Accidents | 0 | 0 | 0 | 0 | 0 |
| Police Requests | 0 | 0 | 0 | 0 | 0 |
| Fire Dept. Requests | 0 | 0 | 0 | 0 | 0 |
| EMS / First Aid Requests | 0 | 0 | 0 | 0 | 0 |
| Traffic Control | 0 | 0 | 0 | 0 | 0 |
| Jumpers / Code 100 | 0 | 0 | 0 | 0 | 0 |
| Public Interactions | 0 | 0 | 0 | 0 | 0 |
| Bicycle Warnings | 0 | 0 | 0 | 0 | 0 |
| Other | 0 | 0 | 0 | 0 | 0 |

NOTES:

DELAWARE RIVER JOINT TOLL BRIDGE COMMISSION

Meeting of May 19, 2025

Operations Report Index

Maintenance / Fleet Operations

| SUBJECT | DESCRIPTION | PAGE NUMBER |
|-----------------------|--------------------------------------|--------------------|
| Maintenance and Fleet | Status report Month of April 2025 | 1-8 |

DELAWARE RIVER JOINT TOLL BRIDGE COMMISSION
Meeting of May 19, 2025

MAINTENANCE / FLEET OPERATIONS APRIL 2025

- Senior Director participated in Maintenance operations meeting to discuss issues related to Maintenance, Toll, HR and PSBS department.
- Senior Director approved specialized project request for line stripping at Washington Crossings and Centre Bridge Stockton toll supported bridges.
- Senior Director approved specialized project request for debris removal at Frenchtown and Milford toll supported bridges.
- Senior Director assisted with approval of tree removal project at New Hope toll bridge behind maintenance salt facility on River Rd.
- Senior Director participated in Teams in T-519A - Southern Operations and Maintenance Facilities Improvements (Bi-Weekly Progress Mtg.)
- Senior Director reviewed and approved invoices from J. Fletcher Creamer for Guide Rail repairs at various locations.
- Senior Director reviewed Use of Facilities requests for April 2025 and forwarded Certificates of Insurance for review and approval.
- Senior Director prepared monthly maintenance and fleet report for the April 2025 staff agenda meeting.
- Senior Director prepared and forwarded report of Use of Commission Facilities for the month April 2025.

Maintenance Operations

- Director of Maintenance reviewed, and approved P Card purchases for the month of April from Regional Maintenance Supervisors.
- Director of Maintenance provided Senior Director with monthly reports of activities completed for the month of April from Regional Maintenance Supervisors.
- TM/SRMC/SF maintenance completed stormwater projects (facility sop, litter pickup, street sweeping and inlet inspection) entered information into Maximo.
- TM/SRMC/SF maintenance crews repaired and installed new concrete slab at the 1799 house and reinstalled bike rack and bike repair station.

DELAWARE RIVER JOINT TOLL BRIDGE COMMISSION
Meeting of May 19, 2025

- TM/ SRMC/SF maintenance installed new mulch at Scudder Falls administration building and Route 29 area.
- TM/SRMC/SF maintenance repaired faulty parts on Scudder falls administration building sprinkler system.
- TM/SRMC/SF maintenance completed GEC report project by sealing cracks in substructure Interstate 295 west bound over Pa. canal.
- TM/SRMC/SF maintenance sealed the hairline cracks through the floor at 2nd floor outside room 237 in the SF Administration Building.
- TM/SRMC/SF maintenance replaced the broken window in the SF Administration Building Room 226.
- TM/SRMC/SF maintenance patched the spalled curb at the SF Administration Building North Parking Lot.
- TM/SRMC/SF maintenance trimmed overgrown bush and debris on the Administration building grounds.
- New Hope maintenance completed stormwater projects (facility sop, litter pickup, street sweeping and inlet inspection) entered information into Maximo.
- New Hope maintenance installed new toilet seats in bathrooms at new Hope administration building.
- New Hope maintenance cleaned exterior windows at new Hope administration building.
- New Hope maintenance sprayed NHL and Tolls Supported bridge facilities for spiders and insects around lights and building.
- New Hope maintenance painted center line at Washington Crossings and Centre Bridge Stockton toll supported bridges.
- New Hope maintenance completed GEC repairs at NHL, Centre Bridge-Stockton and Lumberville-Raven Rock toll supported bridges.
- New Hope maintenance repaired potholes on highway and ramps at new Hope Toll bridge.

DELAWARE RIVER JOINT TOLL BRIDGE COMMISSION
Meeting of May 19, 2025

- New Hope maintenance assisted with special event lighting ceremony at New Hope toll supported bridge.
- I-78 maintenance completed stormwater projects (facility sop, litter pickup, street sweeping and inlet inspection) entered information into Maximo.
- I-78 Maintenance removed graffiti from westbound I-78 near mile marker seventy-seven.
- I-78 maintenance installed new light pole and fixture on I-78 roadway eastbound mile marker seventy-six.
- I-78 maintenance completed landscaping work by reseeding bare spots, edged sidewalks, fertilized grass and mulched flower beds.
- I-78 maintenance repaired damaged drain inlet on service road leading to I-78 administration building.
- I-78 maintenance cleaned and replaced pump grinders in the I-78 sewage pump station.
- Easton Phillipsburg maintenance crews completed stormwater projects (facility sop, litter pickup, street sweeping and inlet inspection) entered information into Maximo.
- Easton Phillipsburg maintenance installed new mulched and added stone to numerous flower beds.
- Easton Phillipsburg maintenance prepared for GEC inspection by inspecting cable and cutting to proper length.
- Easton Phillipsburg maintenance prepared all lawn mower equipment for the grass cutting season.
- Easton Phillipsburg maintenance crews completed specialized project by removing trees and debris from piers at Milford and Frenchtown toll supported bridges.
- Portland-Columbia maintenance crews completed stormwater projects (facility sop, litter pickup, street sweeping and inlet inspection) entered information into Maximo.

DELAWARE RIVER JOINT TOLL BRIDGE COMMISSION
Meeting of May 19, 2025

- Portland-Columbia maintenance repaired concrete spalls on pier as directed in the GEC report.
- Portland- Columbia maintenance completed repairs on highway by replacing streetlight on Ramp A and thirty-five mile per hour sign on bridge deck.
- Portland- Columbia maintenance repaired large pothole on Pennsylvania side of main river bridge.
- Portland- Columbia maintenance installed new sediment baskets in maintenance garage floor drains.
- Delaware Water Gap maintenance crews completed stormwater projects (facility sop, litter pickup, street sweeping and inlet inspection) entered information into Maximo.
- Delaware Water Gap Maintenance painted and remodeled old banking room for Inventory Control Specialist office.
- Delaware Water Gap Maintenance completed emergency open road tolling lane closure for Trancore.
- Delaware Water Gap maintenance ran new wire from maintenance garage to administration building.
- Delaware Water Gap maintenance trimmed bushes and landscape grounds for spring season.
- Delaware Water Gap maintenance assisted AT&T and IT department with cell phone antenna upgrade.
- Milford-Montague maintenance crews completed stormwater projects (facility sop, litter pickup, street sweeping and inlet inspection) entered information into Maximo.
- Milford-Montague maintenance assisted engineering department with GEC inspection.
- Milford-Montague maintenance completed landscaping work by reseeding bare spots, edged sidewalks, fertilized grass, and mulched flower beds.
- Milford-Montague maintenance reinstalled garage door seals damaged during windstorm.

DELAWARE RIVER JOINT TOLL BRIDGE COMMISSION
Meeting of May 19, 2025

- Milford-Montague maintenance cleaned truss member, expansion joints and scuppers on bridge deck.

Fleet Department

- Langhorne received their Tilt Deck trailer.
- Langhorne received their Landscape trailer.
- Four new Laneblade units have been installed and vehicles returned to service.
- NHL facility backhoe received.
- EP Ford F-750 received.
- Liftgate was installed on DWG pickup truck.
- EP Deluvo Sweeper received.
- All new assets accounted for in Maximo with appropriate registration and insurance as required.

Repairs

- **I78** facility 2016 Mack truck hoist repaired.
- **MM-** 2018 Patrol Truck- Front and rear brakes.
- **SF-** Headlight assembly repaired/ replaced on Patrol Vehicle.
- **LH-** Aspen repaired. Sensor parts replaced.

Miscellaneous Items

- Registration renewals submitted as needed.
- Added new vehicles/ equipment to Fleet insurance as needed.
- Supplied accounting with new asset spread sheets.

DELAWARE RIVER JOINT TOLL BRIDGE COMMISSION

Meeting of May 2025

USE OF FACILITIES REQUEST REPORT

MONTH OF MARCH 2025

| SUBJECT | DESCRIPTION | PAGE NUMBER |
|-------------------|---|-------------|
| Use of Facilities | Use of Facilities Request-Month of April 2025 | 1 |
| | | |

DELAWARE RIVER JOINT TOLL BRIDGE COMMISSION

Meeting of May 2025

PROPERTY REPORT

Use of Commission Facilities

| Facility | Organization | Date/Time | Description of Use |
|--------------------------------|-----------------------------|--|--|
| New Hope Toll Bridge | EJ McGahan Inc. | April 21, 2025 | Crane on DRJTBC property for tree removal. |
| New Hope Toll Supported Bridge | Elizabethtown Gas | April 28, 2025, through May 2, 2025 | Skoda Contracting installation of gas main Bridge St. |
| New Hope Toll Bridge | Asphalt Paving Systems Inc. | April 2, 2025, through November 28, 2025 | UOF Asphalt Paving Systems Inc. Route 206 Construction Signs |