

974.901
L852.1
Copy 3

THIRTIETH ANNUAL REPORT
OF THE
DIVISION OF LOCAL
FINANCE
STATE OF NEW JERSEY
1967

STATEMENTS OF FINANCIAL CONDITION
OF COUNTIES AND MUNICIPALITIES,



Prepared by

N.J. DEPARTMENT OF COMMUNITY AFFAIRS
DIVISION OF LOCAL FINANCE

PAUL N. YLVISAKER
Commissioner

JAMES A. ALLOWAY
Director

STATE OF NEW JERSEY
LOCAL PROPERTY TAX BUREAU
P. O. BOX 1998
TRENTON, NEW JERSEY 08625

STATE OF NEW JERSEY
LOCAL PROPERTY TAX BUREAU
P. O. BOX 1998
TRENTON, NEW JERSEY 08625

STATE OF NEW JERSEY

THIRTIETH ANNUAL REPORT

OF THE

DIVISION OF LOCAL
FINANCE

1967

STATEMENTS OF FINANCIAL CONDITION
OF COUNTIES AND MUNICIPALITIES

Prepared by

DEPARTMENT OF COMMUNITY AFFAIRS
DIVISION OF LOCAL FINANCE

PAUL N. YLVISAKER
Commissioner

JAMES A. ALLOWAY
Director

LOCAL FINANCE BOARD:—

JAMES A. ALLOWAY, *Chairman*

LAWRENCE T. HAVEY

JOHN H. PURSEL

SAMUEL J. KRONMAN

TABLE OF CONTENTS

SUBJECT	PAGE
Letter of Transmittal	V
Foreword	VI
Introductory Notes to Tables	VIII
Comparative Statements and Summaries	IX
Municipalities Operating Under Special Forms of Government ...	XXIII
County Finances	C 1
Accumulated Totals for All Counties	C 45
Municipal Finances	1
State Summary—All Municipalities	568
County Summaries—All Municipalities	569
Municipally Operated Utilities	590
State Equalized Property Tax Rates	606
Glossary	631

LIST OF STATISTICAL TABLES

TABLES

1. Cash Collections of Current Levies	IX
2. Total Taxes Outstanding—Accumulated Tax Title Liens and Property Acquired by Deed or Foreclosure	IX
3. Special District Taxes Levied in 1967	X
4. Trend in Net Valuation Taxable—All Municipalities by Counties	XII
5. Trend in Equalized Valuation—All Municipalities by Counties as of October 1	XIII
6. Total Gross and Net Debt of Municipalities and Counties	XIV
7. Statutory Net Capital Debt	XV
8. Summary of Expenditures and Revenues of All Municipalities	XVI
9. Summary of Expenditures and Revenues of All Counties	XVII
10. Summary of Current Finances of All Municipalities	XVIII
11. Summary of Current Finances of All Counties	XIX
12. Summary of Miscellaneous Revenues Realized by All Muni- cipalities	XX
13. Summary of Miscellaneous Revenues Realized by All Counties	XXI
14. Authority Debt	XXII
15. State Summary—All Municipalities	568
16. County Summaries—All Municipalities	569
17. Statement of Municipally Operated Utilities.....	590
18. State Equalized Property Tax Rates	606

LETTER OF TRANSMITTAL

Trenton, New Jersey
November 1, 1968.

To: His Excellency Richard J. Hughes, Governor and the
Honorable Members of the Senate and General Assembly

Sirs:

I submit herewith the Twenty-ninth Annual Report of the Division of Local Finance relative to the fiscal affairs of the Counties and Municipalities of the State of New Jersey for the fiscal year, January 1 to December 31, 1967, pursuant to the provisions of Chapter 112, P. L. 1944, which require "the Director to publish annually a report of comparative financial statistics of local government tabulated to show the cost of government, the costs of principal services, the amount of debt and other pertinent data."

Respectfully submitted,
JAMES A. ALLOWAY,
Director of Local Finance.

FOREWORD

This report, the thirtieth in a series which has been published consecutively since 1938, closely follows those of preceding years. Although concurrent changes have been made, care has been taken to preserve the comparability of data and to present in convenient form current financial statistics of the local units of government in New Jersey without diminishing the value of these reports as an historical series. The availability of current statistics of local finance has been of significant value to the various state departments, investors, research groups and students of local finance.

The statistical data contained herein have been assembled from financial statements prepared by the chief financial officer of the local unit. A variety of checks have been applied to these data and our studies conclude that these statements are adequate for reporting purposes.

The scope of this report is disclosed in the fact that it contains financial data for 588 local units* and includes in addition to analyses of revenues, expenditures and debt, data relative to municipally-operated utilities, local authorities and special districts. Data pertaining to population, land area, and equalized valuation are included as well as taxes apportioned between local district schools, counties and municipal purposes. Other additional relevant information pertaining to local units operating under special forms of government, types of local units and statutory classification of counties and cities, is included to facilitate analysis and interpretation of the data.

In short, an attempt has been made to present a comprehensive picture of the current financial position of each local unit. For convenience and quick reference, material is presented for all municipal units in strict alphabetical sequence, regardless of type. A separate section for county units is presented in the same manner. For assistance to those who may be unfamiliar with the geographical location of the counties and the constituent local units within each county, a map showing these facts will be found immediately preceding detail pertaining to each county. A summary of these statistics is presented at the conclusion of the county and municipal sections.

A separate page is devoted to each municipal unit showing the type of government, i.e., city, town, borough, township or village, together with the name of the county in which it is situated, population (1960 U. S. Census), and the estimated 1967 census. Also shown are: land area in square miles, net valuation taxable and equalized valuations.

All local units operated on a cash-basis budget and their operations as reflected by the statement of revenues and expenditures show the costs

* See Types of Local Government Units in New Jersey—p. xxiv.

of various governmental functions and activities singly and in total. These figures have been set up in conformity with a classification schedule in general use through the United States. Although larger local units are susceptible to further breakdown, uniform classifications have been used throughout the report. A condensed "Current operating balance sheet" captioned "current finances" presents a true index of the current financial position of the local unit. The fiscal year of local units is the calendar year.

Statistical tables are included to present a summary of the financial data contained in the individual pages and to show the trend of local finance for a five-year period. For the first time, State and County Summaries of the data appearing on the individual pages of the municipalities (tables 15-to-15w) are presented. Likewise, a new table of State Equalized Tax Rates (table 17) is included to serve the demands of many interested persons.

A glossary providing essential information for the proper use of specific data is presented to assist those who may be unfamiliar with municipal finance.

In conclusion, a word of commendation is due Francis E. Maimona, Division statistician, who has handled all of the detail contained in this report. Likewise, other members of the staff who have assisted in the work are entitled to special mention. The cooperation of the following State agencies is greatly appreciated: Division of State and Regional Planning for the use of the county maps; Division of Resource Development, Bureau of Commerce, Research and Statistics Section, for the estimated population figures and the Electronic Data Processing Section, Treasury Department, for its invaluable assistance.

J. A. A.

Note:—Pursuant to C. 52:27D-18 "The Division of Local Government in the Department of the Treasury, together with all of its functions, powers and duties, is continued, but such division is transferred to and constituted the Division of Local Finance in the Department of Community Affairs established hereunder." Effective March 1, 1967.

INTRODUCTORY NOTES TO TABLES

The following notes, generally applicable to the statistical tables contained in this report, are printed here for the convenience of its users. Because of rounding, the detail in the tables may not always add to totals. These tables summarize the important financial data pertaining to counties and municipalities, the detail of which is shown on the individual pages relating to each unit.

"Authority Debt" (Table No. 14) is included to show the amount of over-riding debt not included in Table No. 6. These figures were taken from reports of audit filed with the Division pursuant to law. While "Authorities" operated on various fiscal year bases, the figures shown have been projected to reflect a comparable amount at December 31.

The Statement of Municipally-Operated Utilities (Table No. 16) is shown separately since these operations are independent of the municipality.

The State Equalized Property Tax Rates (Table No. 17), is a new addition to this report. It is derived by multiplying the general tax rate by the ratio of assessed value to true value. Thus it is a table showing the general tax rate that would be applied if the assessment level were exactly 100%. This permits a ready comparison of the tax trends by each municipality. The general tax rate used includes the Local School, County and Special District Taxes. Because of this it is not a valid indicator on which to base comparisons of service levels in the different municipalities. It is, however, valid as an indicator of the magnitude of the tax bill which would be presented to a taxpayer. The arithmetic for this calculation results from the following mathematical equations:

1. Taxes billed=General Tax Rate x Assessed Valuation=Equalized Tax Rate x True Value.
2. Equalized Tax Rate=General Tax Rate $\left(\frac{\text{Assessed Valuation}}{\text{True Value}} \right)$

The table of Equalization Ratios used was that certified by the Director of the New Jersey Division of Taxation on October 1 of each year. Because the 1968 equalization table was not ready when this table went to press, the equalization table generated by each county for the year 1968 was used. The corrections to the 1968 listing will be reflected in next years' Division report and will be available to those needing accurate figures in the interim.

The per capita figures shown herein are based upon the estimated 1967 population census. In previous reports the official U. S. Decennial Census figures were used.

Further detailed explanation of terms used in the various tables will be found in the glossary of this report and in previous reports of the Division.

COMPARATIVE STATEMENTS AND SUMMARIES

TABLE 1

CASH COLLECTIONS OF CURRENT LEVIES

The statement which follows shows the percentage of cash collections of the current levy of the 567 municipalities and reflects the variations between delinquencies and the cash receipts.

(Representative years, amounts rounded to nearest dollar)

Year	Total Tax Levy	Cash Collections	% Levy Canceled, Abated or Transferred to Liens	Outstanding December 31st
1963	\$1,052,458,731.	\$990,206,841. 94.08 %	0.98%	\$52,040,734. 4.94%
1964	1,143,552,303.	1,074,595,370. 93.97%	1.13%	56,080,851. 4.90%
1965	1,224,061,710.	1,150,565,415. 94.00%	1.13%	59,579,955. 4.87%
1966	1,263,399,102.	1,190,449,678. 94.22%	1.03%	60,003,555. 4.75%
1967	1,435,708,258.	1,349,799,399. 94.01%	0.88%	73,385,248. 5.11%

TABLE 2

TOTAL TAXES OUTSTANDING—ACCUMULATED TAX TITLE LIENS AND PROPERTY ACQUIRED BY DEED OR FORECLOSURE

The following statement shows the total amount of delinquent taxes (including the current year's total as shown in table 1), the accumulated tax title liens, and the asset value of property acquired by deed or foreclosure.

(Representative years, amounts rounded to nearest dollar)

Dec. 31 Year	Delinquent Taxes (all years)	Tax Title Liens Outstanding	Foreclosed Property
1963	\$77,268,151	\$16,222,877	\$64,578,199
1964	79,538,904	18,782,405	64,982,706
1965	87,975,860	20,361,390	59,523,484
1966	89,402,620	21,136,094	58,087,115
1967	104,722,596	20,908,759	60,516,430

TABLE 3

SPECIAL DISTRICT TAXES LEVIED IN 1967 *

This table presents a tabulation of special district taxes levied upon a portion of the municipalities listed for the specific services shown. The taxes and obligations are the sole responsibility of the special districts and cause no liability for the balance of the municipality.

MUNICIPALITY	Garbage	Fire	Sewer	Light	Water	Total Tax Levy
Berlin Twp.	(1) \$7,000.00	\$7,000.00
Brick Twp.	(3) 149,185.00	149,185.00
Bridgewater Twp.	(1) \$11,974.72	(3) 41,325.00	53,299.72
Buena Boro.	(2) 20,100.00	20,100.00
Buena Vista Twp.	(5) 35,200.00	(3) \$6,877.60	42,077.60
Burlington Twp.	(1) 36,880.00	(4) 10,332.25	47,212.25
Cherry Hill Twp.	(7) 343,530.02	343,530.02
Chesterfield Twp.	(1) 782.00	782.00
Commercial Twp.	(3) 23,365.00	(3) 12,000.00	35,365.00
Delanco Twp.	(1) 14,100.00	14,100.00
Delaware Twp., Hunterdon	(1) 330.00	330.00
Dennis Twp.	(1) 74,500.00	(2) 2,570.00	2,570.00
Deptford Twp.	(2) 115,400.00	(1) \$2,100.00	74,500.00
Dover Twp.	(3) 10,318.75	117,500.00
Downe Twp.	(1) 7,600.00	10,318.75
East Greenwich Twp.	(2) 5,110.00	7,600.00
Edgewater Park Twp.	(2) 5,110.00	5,110.00
Edison Twp.	(2) 410,133.00	410,133.00
Franklin Twp., Gloucester	(4) 23,090.00	23,090.00
Franklin Twp., Somerset	(1) 54,395.00	(3) 62,027.50	116,422.50
Gloucester Twp.	(4) 98,153.31	98,153.31
Haddon Twp.	(4) 55,357.45	55,357.45
Hamilton Twp., Mercer	(9) 304,085.91	304,085.91
Hanover Twp.	(2) 61,671.00	61,671.00
Harding Twp.	(1) 1,000.00	1,000.00

Harrison Twp.	(1)	2,590.00	(1)	2,000.00	4,590.00
Howell Twp.	(3)	(3)	83,355.00	83,355.00
Jackson Twp.	(4)	(4)	60,275.00	(1)	29,500.00	89,775.00
Jefferson Twp.	(5)	6,695.00	6,695.00
Lower Twp.	(2)	(2)	25,631.00	(2)	30,903.00	6,272.00
Madison Twp.	(1)	129,000.00	(4)	218,117.93	56,534.00
Mansfield Twp., Burlington	347,117.93
Marlboro Twp.	(3)	(3)	45,120.00	45,120.00
Marlboro Twp.	(3)	(3)	45,167.15	45,167.15
Matawan Twp.	(3)	(3)	20,543.35	85,563.35
Middle Twp.	(3)	(3)	31,600.00	51,000.00
Middletown Twp.	(8)	210,000.00	210,000.00
Montville Twp.	(3)	(3)	81,269.41	61,269.41
Moorestown Twp.	(2)	(2)	85,670.15	45,770.15
Mount Olive Twp.	(1)	36,320.55	(2)	5,200.00	45,770.15
Neptune Twp.	(2)	(2)	182,900.00	162,900.00
Ocean Twp., Monmouth	(1)	\$37,895.00	175,868.76
Parsippany-Troy Hills Twp.	(2)	64,768.95	(2)	137,973.76	193,838.97
Piscataway Twp.	(3)	(3)	119,157.95	(5)	9,922.07	15,269.00
Pittsgrove Twp.	(3)	(3)	145,200.00	(4)	3,182.00	16,382.00
Princeton Twp.	(5)	10,300.00	10,300.00
Randolph Twp.	(1)	7,255.00	7,255.00
Readington Twp.	(1)	(1)	1,000.00	1,000.00
Rockaway Twp.
Sparta Twp.	(4)	(4)	21,042.60	(1)	6,522.44	6,522.44
Upper Twp.	21,042.60
Vineland City	(1)	59,803.04	(2)	59,803.04
Voorhees Twp.	(4)	(4)	39,260.55	42,460.55
Wall Twp.	(3)	(3)	53,710.00	53,710.00
Washington Twp., Morris	(1)	1,200.00	1,200.00
Wayne Twp.	(15)	5,317.62	5,317.62
Woodbridge Twp.	(9)	(9)	737,443.85	737,443.85
Totals 1967	\$1,026,695.26	\$3,609,051.49	\$11,822.44	\$4,806,996.48
1966	934,540.56	3,150,387.56	47,973.61	4,277,413.58
1965	861,991.26	2,843,476.88	131,101.55	3,878,681.80
1964	788,371.32	2,588,681.88	116,012.16	3,538,047.66
1963	747,203.95	2,310,066.31	106,426.96	3,203,429.97

* Parenthetical figures denote number of districts.

TABLE 4
TREND IN NET VALUATION TAXABLE—ALL MUNICIPALITIES BY COUNTY
(Representative years, amounts in thousands of dollars)

COUNTY	1967	1966	1965	1964	1963	% of Increase or Decrease* 1967-1963
Atlantic	\$507,026	\$495,672	\$484,611	\$442,520	\$408,405	24.14
Bergen	6,438,334	6,164,768	5,889,971	5,872,033	1,689,244	281.13
Burlington	1,202,859	1,139,922	1,103,359	413,611	235,822	410.07
Camden	942,222	907,134	871,898	915,344	806,462	16.83
Cape May	623,038	589,060	569,028	558,266	538,007	15.80
Cumberland	202,642	196,405	191,525	165,532	156,234	29.70
Essex	4,668,659	4,566,923	4,440,664	4,536,861	4,423,175	5.54
Gloucester	226,812	218,139	214,025	196,400	177,986	27.43
Hudson	1,057,105	1,032,456	1,060,022	1,130,464	1,102,846	4.14*
Hunterdon	474,490	450,317	426,786	76,217	70,194	575.96
Mercer	781,540	723,776	701,913	642,444	605,711	29.02
Middlesex	1,650,048	1,496,660	1,433,327	822,793	699,603	135.85
Monmouth	2,331,485	2,219,770	2,098,926	2,009,978	1,895,341	23.01
Morris	1,172,216	1,082,269	1,011,640	845,355	589,589	98.81
Ocean	1,384,129	1,288,182	1,210,891	1,146,179	1,069,882	29.37
Passaic	2,624,613	2,546,667	2,453,599	2,502,322	749,076	250.38
Salem	88,508	86,469	83,784	90,477	84,503	4.73
Somerset	635,829	566,844	541,138	199,798	183,541	246.42
Sussex	445,886	425,341	407,935	147,013	97,629	356.71
Union	1,953,249	1,903,303	1,855,113	1,176,396	1,101,146	77.38
Warren	341,105	328,969	320,853	216,301	170,966	99.51
Total	\$29,751,795	\$28,428,946	\$27,371,010	\$24,106,304	\$16,855,362	76.51

Source: Division of Taxation.

TABLE 5

TREND IN EQUALIZED VALUATION—ALL MUNICIPALITIES BY COUNTY AS OF OCTOBER 1
(Representative years, amounts in thousands of dollars)

COUNTY	1967	1966	1965	1964	1963	% of Increase or Decrease* 1967-1963
Atlantic	\$1,002,735	\$978,137	\$946,701	\$925,457	\$896,958	11.79
Bergen	7,672,056	7,124,732	6,711,663	6,357,687	5,735,687	33.76
Burlington	1,821,739	1,239,034	1,172,825	1,035,362	1,001,447	31.98
Camden	2,000,679	1,826,303	1,723,956	1,734,634	1,673,645	19.54
Cape May	718,403	658,828	612,514	532,670	565,636	27.00
Cumberland	505,211	474,055	431,524	420,900	404,726	24.82
Essex	5,462,315	5,273,575	5,021,980	5,099,530	4,852,357	12.57
Gloucester	775,998	764,398	701,079	676,937	672,051	15.46
Hudson	2,785,889	2,660,174	2,478,481	2,515,508	2,366,690	17.28
Hunterdon	548,833	519,126	490,120	425,281	384,562	42.71
Mercer	1,624,024	1,511,308	1,445,401	1,423,412	1,415,246	14.75
Middlesex	3,680,177	3,394,714	3,155,242	2,940,569	2,841,921	29.49
Monmouth	2,720,760	2,500,601	2,426,255	2,174,724	2,023,507	34.45
Morris	2,839,495	2,605,835	2,310,979	2,164,816	1,983,308	43.16
Ocean	1,545,790	1,401,514	1,277,359	1,188,502	1,106,778	39.66
Passaic	3,042,476	2,899,222	2,720,366	2,632,403	2,252,061	35.09
Salem	255,467	316,462	313,958	320,817	258,277	1.08*
Somerset	1,468,776	1,365,504	1,202,908	1,090,435	1,025,013	43.29
Sussex	589,641	553,579	506,087	442,273	405,792	45.30
Union	4,456,713	4,307,632	3,969,339	3,681,701	3,570,236	24.82
Warren	414,232	394,070	387,650	335,084	320,350	29.30
Total	\$45,431,459	\$42,769,403	\$39,976,386	\$38,178,702	\$35,756,248	27.05

Source: Division of Taxation.

TABLE 6

TOTAL GROSS AND NET DEBT OF MUNICIPALITIES AND COUNTIES

The total gross debt of municipalities and counties, the total net debt and the percentage that such debt bears to the "equalized valuation basis" of the 3 preceding years' real property follows. Comparative figures have been omitted due to the revision of the "local bond law" (Chapter 72, P. L. 1964). This statement reflects the over-riding debt of counties and the several municipalities located in each county.

(Amounts rounded to nearest dollar)

County	Gross Debt		Net Debt		% of Net Debt		Equalized Valuation Basis
	(1) Municipal	(2) County	(1) Municipal	(2) County	(1) Mun.	(2) Co.	
Atlantic	\$36,653,777	\$8,004,747	\$14,723,623	\$8,004,747	1.55	0.84	2.39
Bergen	263,802,938	304,943,938	76,147,456	41,141,000	1.10	0.59	1.69
Burlington	71,245,830	78,160,830	17,884,004	6,915,000	1.54	0.59	2.13
Camden	125,791,600	150,793,300	30,274,158	25,000,400	1.70	1.39	3.09
Cape May	26,539,750	35,129,650	13,795,252	4,014,900	2.15	0.63	2.68
Cumberland	40,400,661	46,107,661	6,108,115	5,707,000	1.31	1.25	2.60
Essex	267,969,546	329,719,046	69,402,074	61,749,500	1.33	1.23	2.62
Gloucester	34,504,432	34,504,432	7,411,323	1.01	1.01
Hudson	162,102,502	192,586,002	61,301,400	29,089,000	2.40	1.13	3.53
Hunterdon	25,282,236	25,282,236	4,421,588	0.90	0.90
Mercer	89,701,839	110,348,839	24,751,089	18,987,000	1.68	1.29	2.97
Middlesex	207,575,901	29,027,000	80,525,567	29,027,000	2.43	0.88	3.31
Monmouth	139,089,414	17,835,500	49,115,123	17,799,543	2.02	0.73	2.75
Morris	52,838,483	22,143,500	43,636,865	22,143,500	1.72	0.87	2.39
Ocean	141,997,289	675,000	11,815,241	675,000	0.87	0.05	0.92
Passaic	10,434,367	53,513,453	35,312,067	24,155,645	1.30	0.89	2.19
Salem	76,744,400	11,404,367	1,053,968	970,000	0.37	0.34	0.71
Somerset	19,239,931	6,734,000	29,481,339	5,829,000	2.24	0.44	2.68
Sussex	157,283,757	2,601,278	3,728,277	2,525,000	0.70	0.48	1.18
Union	16,429,380	21,450,750	43,562,104	20,390,750	1.06	0.49	1.55
Warren	3,601,000	6,184,817	3,601,000	1.72	0.99	2.71
Total	\$2,116,936,281	\$337,432,520	\$630,035,450	\$327,724,985	1.53	0.80	2.33
							\$41,111,881,015

TABLE 7

STATUTORY NET CAPITAL DEBT

The following statement, showing the statutory net capital debt of Counties and Municipalities, represents the outstanding indebtedness authorized, including issued and unissued debt. Due to the change in the basis of computation of net debt pursuant to Ch. 72, P. L. 1964, the net debt and percentage for 1963 is not comparable with the succeeding years.

	(Representative years, figures rounded to nearest dollar)				
	1967	1966	1965	1964	1963
Municipal Gross Debt					
School	\$1,290,453,310	\$1,196,265,088	\$1,092,442,887	\$1,014,990,370	\$989,680,188
Utility	296,087,270	280,872,555	257,088,720	211,051,332	191,763,724
General	530,395,701	466,037,997	424,445,358	404,179,938	382,175,670
Total	\$2,116,936,281	\$1,943,175,640	\$1,773,976,965	\$1,660,221,640	\$1,563,619,582
Statutory Deductions	1,486,300,831	1,352,429,468	1,244,707,723	1,190,910,932	938,723,684
Municipal Net Capital Debt ...	\$630,635,450	\$590,746,172	\$529,269,242	\$469,310,708	\$624,895,898
County Gross Debt	\$337,432,520	\$291,425,500	\$228,566,356	\$218,501,090	\$206,094,237
Statutory Deductions	9,707,535	4,646,800	1,172,439	17,805,508	21,680,997
County Net Capital Debt	\$327,724,985	\$286,778,700	\$227,393,917	\$200,695,582	\$184,413,240
Grand Total Net Capital Debt .	\$958,360,435	\$877,524,872	\$756,663,159	\$670,006,290	\$809,308,958
Average of Three Years'					
Equalized Valuations	\$41,111,881,015	\$38,537,642,779	\$36,232,395,015	\$34,275,767,629	\$12,314,912,609
Percent of Net Debt	2.33	2.27	2.09	1.95	6.57

TABLE 8

SUMMARY OF EXPENDITURES AND REVENUES OF ALL MUNICIPALITIES 1963 TO 1967

(Representative years—amounts are in thousands of dollars)

EXPENDITURES AND REVENUES	1967	1966	1965	1964	1963	% of Increase or Decrease* 1967-1963
Expenditures						
General Government	\$96,169	\$85,782	\$78,590	\$73,439	\$69,709	37.95
Public Safety	207,998	186,550	174,646	163,299	154,475	34.64
Streets and Roads	78,993	74,332	69,873	66,687	63,120	25.14
Sanitation	57,550	52,197	48,802	47,738	46,360	24.13
Health and Welfare	50,887	44,352	46,902	46,071	43,380	17.30
Recreation	22,020	20,229	19,145	18,020	17,512	25.74
Education (excl. school district)	19,970	18,045	17,492	16,223	14,843	34.54
Statutory Expenditures	46,225	38,836	35,050	33,417	31,914	44.84
Unclassified (incl. contingent)	2,629	2,361	2,539	2,359	3,186	17.48*
Capital Improvements	38,946	25,298	26,004	21,024	21,560	80.64
Debt Service	58,296	56,689	53,230	51,612	49,898	16.83
Deferred Charges	21,311	16,240	15,330	18,392	15,448	37.95
Local School, County and Special District Taxes	990,403	860,366	837,944	772,366	703,496	40.78
Total	\$1,691,395	\$1,481,277	\$1,425,548	\$1,330,647	\$1,234,901	36.96
Revenues						
Surplus (prior years)	\$100,070	\$98,727	\$90,523	\$84,767	\$79,372	26.07
Miscellaneous Revenues	234,229	218,055	204,105	189,972	178,546	31.18
State Aid Revenues	38,954	11,514	12,382	11,562	11,887	227.70
Delinquent Taxes and Liens	53,212	50,541	50,225	47,153	46,008	15.65
Current Tax Collections	1,349,799	1,190,450	1,150,575	1,074,595	990,207	36.31
Total	\$1,776,264	\$1,569,287	\$1,507,810	\$1,408,050	\$1,306,020	36.00

TABLE 9

SUMMARY OF EXPENDITURES AND REVENUES OF ALL COUNTIES 1963 TO 1967

(Representative years—amounts are in thousands of dollars)

EXPENDITURES AND REVENUES	1967	1966	1965	1964	1963	% of Increase or Decrease* 1967-1963
Expenditures						
General Government	\$35,025	\$31,705	\$28,544	\$26,673	\$22,889	53.02
Judiciary	24,432	21,239	18,521	17,143	16,109	51.66
Regulation	16,600	19,073	16,644	16,025	15,657	6.02
Roads and Bridges	29,725	29,318	27,786	27,538	26,159	13.63
Charities, Correctional, etc.	167,983	143,522	132,082	120,528	111,242	51.00
Education and Recreation	23,591	21,163	17,601	15,302	13,649	72.84
Statutory Expenditures	16,754	13,302	11,446	10,892	10,084	66.14
Unclassified (incl. contingent)	1,442	1,856	1,841	1,673	3,401	57.60*
Capital Improvements	21,098	6,342	5,357	3,762	3,827	451.29
Debt Service	21,658	20,533	19,502	17,750	17,095	26.69
Deferred Charges	3,509	3,388	2,615	2,730	1,565	124.21
Total	\$361,817	\$311,421	\$281,939	\$260,005	\$241,676	49.71
Revenues						
Surplus (prior years)	\$19,032	\$17,405	\$15,447	\$11,570	\$10,538	80.60
Miscellaneous Revenues	83,140	65,111	59,519	52,710	48,919	69.95
Current Tax Collections	263,983	237,990	215,583	203,690	186,917	41.23
Total	\$366,155	\$320,506	\$290,549	\$267,970	\$264,374	38.49

TABLE 10
SUMMARY OF CURRENT FINANCES OF ALL MUNICIPALITIES DECEMBER 31, 1963 TO 1967
 (Representative years—amounts are in thousands of dollars)

ASSETS AND LIABILITIES	1967	1966	1965	1964	1963	% of Increase or Decrease* 1967-1963
Assets						
Cash	\$296,444	\$273,959	\$276,268	\$258,757	\$241,059	22.97
Taxes Receivable	104,723	89,403	87,976	79,539	77,268	35.53
Tax Title Liens	20,909	21,136	20,361	18,782	16,223	28.88
Foreclosed Property	60,516	58,087	59,523	64,983	64,578	6.29*
Other Receivables	11,671	14,958	23,197	21,153	17,604	33.70*
State Road Aid Receivable	19,349	6,418	5,913	5,835	5,877	229.23
Emergencies and Deferred Charges ..	19,942	14,524	9,055	10,169	16,249	22.72
Total	\$533,554	\$478,485	\$482,294	\$459,218	\$438,858	21.57
Liabilities						
Cash Liabilities	\$167,357	\$135,641	\$132,398	\$120,119	\$114,874	45.68
Reserves for Receivables	197,819	183,584	191,057	184,457	175,673	12.60
Surplus Revenues	168,378	159,260	158,839	154,642	148,311	13.53
Total	\$533,554	\$478,485	\$482,294	\$459,218	\$438,858	21.57

TABLE 11
SUMMARY OF CURRENT FINANCES OF ALL COUNTIES DECEMBER 31, 1963 TO 1967
 (Representative years—amounts are in thousands of dollars)

ASSETS AND LIABILITIES	1967	1966	1965	1964	1963	% of Increase or Decrease* 1967-1963
Assets						
Cash	\$58,847	\$53,186	\$47,482	\$41,345	\$34,878	67.82
Receivables	7,524	11,128	6,044	5,207	5,104	47.41
Deferred Charges and Emergencies ..	19,294	2,880	2,523	2,576	3,337	47.82
Total	\$85,665	\$67,194	\$56,049	\$49,128	\$43,319	97.75
Liabilities						
Cash Liabilities	\$48,116	\$27,425	\$23,556	\$20,517	\$18,883	154.81
Reserves for Receivables	7,524	11,128	6,044	5,207	5,104	47.41
Surplus Revenues	30,025	28,641	26,449	23,404	19,332	55.31
Total	\$85,665	\$67,194	\$56,049	\$49,128	\$43,319	97.75

TABLE 12

SUMMARY OF MISCELLANEOUS REVENUES REALIZED BY ALL MUNICIPALITIES 1963-1967

(Representative years—amounts are in thousands of dollars)

SOURCE	1967	1966	1965	1964	1963	% of Increase or Decrease* 1967-1963
Licenses	\$9,450	\$9,116	\$9,126	\$9,036	\$8,895	6.23
Fees and Permits	9,372	10,154	10,106	9,405	7,872	19.05
Fines	9,138	8,840	7,974	7,321	6,589	38.68
Interest on Taxes, etc.	5,439	4,795	4,963	4,678	4,345	25.17
Bus Receipts Taxes	1,297	1,266	1,230	1,155	1,227	5.70
Parking Meters, etc.	2,782	3,074	3,023	3,089	3,034	8.30*
Franchise Taxes	49,199	46,050	43,608	41,104	39,549	24.40
Gross Receipts Taxes	65,265	60,860	57,241	53,911	51,513	26.69
State Aid	38,954	11,514	12,382	11,562	11,887	227.70
Other	82,287	73,900	66,835	60,273	55,521	48.20
Total	\$273,183	\$229,569	\$216,487	\$201,534	\$190,432	43.45

TABLE 13

SUMMARY OF MISCELLANEOUS REVENUES REALIZED BY ALL COUNTIES 1963-1967

(Representative years—amounts are in thousands of dollars)

SOURCE	1967	1966	1965	1964	1963	% of Increase or Decrease* 1967-1963
Extraordinary State Road Aid	\$12,658					100.00
State Aid Motor Vehicle Fund	9,021	\$9,184	\$8,988	\$9,180	\$8,708	3.59
State Aid Highway Lighting	36	33	35	44	85	57.64*
State Refund—Court Stenographer	1,108	674	746	653	571	94.04
State Refund—County Judges	840	695	539	491	475	76.84
Collateral Inheritance Tax	2,250	2,326	2,519	1,837	1,287	77.15
Institutions—State Aid	9,178	8,272	7,480	7,217	6,898	33.05
Institutions—Other	21,186	18,426	15,381	12,893	12,041	75.94
County Clerk	4,605	4,811	3,810	2,901	2,823	63.12
County Surrogate	1,626	1,607	1,594	1,501	1,344	20.98
County Sheriff	1,317	1,231	1,282	1,075	953	38.19
District Court	1,735	1,712	1,527	1,221	1,123	54.49
Probation Department	328	424	330	329	293	11.94
Welfare Homes, etc.	1,218	1,195	1,781	1,458	1,024	18.94
Fines and Costs	317	376	319	325	355	10.70*
Fees and Permits	31	21	23	44	272	88.60*
Financial Business Tax (54:10b)	645	438	409	488	468	37.82
Franchise Tax (54:16a)	116	104	118	107	99	17.17
Franchise Tax (54:18a)	501	471	448	426	416	20.43
Permanent Disability Assistance	2,473	3,285	3,026	3,713	3,144	21.34*
Other: State Aid	1,022	726	183	382	180	467.77
Other: Anticipated	5,622	3,867	4,338	2,654	3,000	87.40
Miscellaneous Revenues Not Anticipated	5,275	5,233	4,643	3,770	3,362	56.90
Total	\$83,140	\$65,111	\$59,519	\$52,709	\$48,919	69.95

TABLE 14

AUTHORITY DEBT, DECEMBER 31, 1967

The following tabulation represents the outstanding indebtedness of the respective Authorities of the local units. These data were taken from reports of audit filed with the Division pursuant to law. They are only as complete as the source information was available for reporting.

Authority	Type	Amount	Authority	Type	Amount
Asbury Park City	P.	\$835,000	Magnolia Boro.	S.	\$375,000
Atlantic County	C. I.	9,050,000	Marlboro Twp.	M. U.
Avalon Boro.	S.	1,220,000	Matawan Twp.	M. U.	5,525,000
Bayonne City	P.	Metuchen Boro.	P.	700,000
Beach Haven Boro.	S.	520,000	Middlesex County	S.	35,453,000
Bellmawr Boro.	S.	1,660,000	Monroe Twp. (Gloucester)	M. U.	1,215,000
Bergen County	S.	40,992,000	Monroe Twp. (Middlesex)	M. U.	5,000
Berkeley Twp.	S.	3,325,000	Montville Twp.	M. U.	1,500,000
Bernards Twp.	S.	2,465,000	Morris County	M. U.	500,000
Beverly City	S.	269,000	Morristown Town	P.	940,000
Boonton Town	P.	70,132	Mount Holly Twp.	S.	999,000
Bridgewater Twp.	S.	*1,913,000	Musconetcong (Stanhope)	S.	800,000
Cinnaminson Twp.	S.	4,502,000	National Park Boro.	M. U.	673,000
Clayton Boro.	S.	1,180,000	Newark City	P.	5,400,000
Clementon Boro.	S.	1,575,000	New Brunswick City	P.
Delaware Twp. (Hunt.) ..	M. U.	214,000	Newton Town	P.	126,350
Delanco Twp.	S.	51,000	Northeast Monmouth Co.	S.	502,750
Delran Twp.	S.	2,900,000	North Plainfield Boro.	P.
Deptford Twp.	M. U.	1,320,000	Northwest Bergen Co.	S.	11,000,000
Dover Twp.	S.	4,780,000	Ocean Twp. (Monmouth) ..	S.	5,000,000
Dunellen Boro.	P.	13,000	Paterson City	P.	\$5,745,000
East Brunswick Twp.	S.	5,940,000	Pennsauken Twp.	S.	2,160,000
East Windsor Twp.	M. U.	2,795,000	Penns Grove Boro.	S.	1,715,000
Eatontown Boro.	S.	†1,654,000	Pennsville Twp.	S.	4,010,000
Edgewater Park Twp.	S.	200,000	Perth Amboy City	P.	770,000
Egg Harbor Twp.	M. U.	24,500	Pine Hill Boro.	M. U.	681,000
Elizabeth City	P.	714,000	Plainfield City	P.	1,375,000
Evesham Twp.	M. U.	591,400	Point Pleasant Beach	P.	62,800
Ewing-Lawrence	S.	13,860,000	Pompton Lakes Boro.	M. U.	4,500,000
Florham Park Boro.	S.	4,065,000	Rahway City	P.
Fort Lee Boro.	P.	Rahway Valley	S.	2,285,000
Franklin Twp. (Somerset)	S.	1,475,000	Riverside Twp.	S.	339,000
Gloucester City	S.	1,049,000	Runnemede Boro.	S.	1,220,000
Gloucester Twp.	M. U.	3,490,000	Ship Bottom Boro.	S.	720,000
Hackettstown Town	P.	Somerset-Raritan Valley ..	S.	2,245,000
Hackettstown Town	M. U.	5,685,000	Somers Point City	S.	2,790,000
Hamilton Twp. (Atlantic)	M. U.	2,440,000	South Brunswick Twp.	M. U.	5,320,000
Hammoncton Town	P.	25,000	South Plainfield Boro.	S.	3,550,000
Hanover Twp.	S.	5,150,000	South River Boro.	P.	38,000
Hillsborough Twp.	M. U.	225,000	Stafford Twp.	M. U.	1,440,000
Hoboken City	P.	5,000	Stafford Boro.	S.	3,063,000
Hopewell Twp. (Mercer)	M. U.	54,000	Trenton City	P.	1,896,000
Jackson Twp.	M. U.	1,733,000	Tuckerton Boro.	M. U.	715,000
Jersey City	P.	200,000	Union City	P.	520,000
Jersey City	I. N.	2,925,000	Upper Penns Neck Twp.	S.	1,885,000
Jersey City	S.	32,655,000	Washington Twp. (Glou.)	M. U.	1,995,000
Lambertville City	S.	835,000	West Milford Twp.	M. U.	481,000
Landis (Vineland City) ..	S.	3,267,000	West New York Town	P.
Laurel Springs Boro.	S.	522,000	Wharton Boro.	S.	1,190,000
Linden-Roselle	S.	2,734,000	Wildwood City	P.	91,000
Lindenwold Boro.	M. U.	3,100,000	Willingsboro Twp.	M. U.	10,361,000
Long Beach Twp.	S.	1,258,000	Woodstown Boro.	S.	91,000
Long Branch City	S.	2,292,000	Wrightstown Boro.	M. U.	15,000
Lumberton Twp.	M. U.	3,500			
Madison Twp.	M. U.	4,935,000			

* Bonds issued by the local unit; debt service liability of Authority.

† \$324,000 of amount represents bonds issued by local unit; debt service liability of Authority.

‡ City-guaranteed parking revenue bonds.

CODE: C. I.—County Improvement; In.—Incinerator; M. U.—Municipal Utilities; P.—Parking; S.—Sewerage.

MUNICIPALITIES OPERATING UNDER SPECIAL FORMS OF GOVERNMENT

COMMISSION FORM OF GOVERNMENT AND DATE OF ELECTION

Allenhurst Boro.	1968	Millville City	1968
Atlantic City	1968	Monmouth Beach Boro.	1969
Audubon Boro.	1969	Montclair Town	1968
Avalon Boro.	1971	Mount Ephraim Boro.	1971
Avon-by-the-Sea Boro.	1971	New Brunswick City	1971
Beach Haven Boro.	1970	North Bergen Twp.	1971
Belleville Town	1970	Nutley Town	1968
Belmar	1971	Ocean City	1971
Bordentown City	1969	Perth Amboy City	1970
Bradley Beach Boro.	1971	Phillipsburg Town	1970
Brigantine City	1971	Pine Valley Boro.	1970
Cape May Point Boro.	1968	Ridgefield Park Twp.	1968
Collingswood Boro.	1969	Ridgewood Twp.	1971
Deal Boro.	1968	Sea Isle City	1969
Haddon Twp.	1971	Spotswood Boro.	1971
Haddonfield Boro.	1969	Tavistock Boro.	1969
Harvey Cedars Boro.	1971	Union City	1970
Hawthorne Boro.	1971	West Cape May Boro.	1969
Lambertville City	1969	West New York Town	1971
Long Beach Twp.	1968	West Wildwood Boro.	1969
Longport Boro.	1968	Wildwood City	1968
Lyndhurst Twp.	1969	Wildwood Crest Boro.	1969
Margate City	1971		

OPTIONAL MUNICIPAL CHARTER LAW OF 1950

Municipality	Effective Date	Governmental Form
Bayonne City	July 1, 1962	Mayor-Council Plan C
Bloomfield Town	Jan. 1, 1956	Special Charter—Chapter 201, P. L. 1955
Brick Twp.	July 1, 1967	Mayor-Council Plan B
Burlington Twp.	Jan. 1, 1956	Small Municipality Plan C
Camden City	July 1, 1961	Mayor-Council Plan B
Cedar Grove Twp.	July 1, 1955	Council-Manager Plan B
Cherry Hill Twp.	July 1, 1963	Council-Manager Plan A
Chester Twp.	Jan. 1, 1960	Small Municipality Plan C
Clark Twp.	Jan. 1, 1961	Mayor-Council Plan F
East Brunswick Twp.	Jan. 1, 1965	Mayor-Council Plan E
Edison Twp.	Jan. 1, 1958	Mayor-Council Plan E
Elizabeth City	Jan. 1, 1961	Mayor-Council Plan F
Fairfield Boro.	Jan. 1, 1962	Small Municipality Plan C
Franklin Twp. (Som.)	July 1, 1959	Council-Manager Plan D
Highlands Boro.	July 1, 1956	Small Municipality Plan B
Hoboken City	July 1, 1953	Mayor-Council Plan D
Irvington Town	July 1, 1962	Mayor-Council Plan D
Jersey City	July 1, 1961	Mayor-Council Plan C
Livingston Twp.	Jan. 1, 1957	Council-Manager Plan E
Long Branch City	July 1, 1966	Mayor-Council Plan A
Madison Twp.	Jan. 1, 1964	Council-Manager Plan E
Marlboro Twp.	Jan. 1, 1964	Mayor-Council Plan E
Matawan Twp.	Jan. 1, 1966	Council-Manager Plan E
Moorestown Twp.	Jan. 1, 1967	Council-Manager Plan E
Mount Holly Twp.	July 1, 1954	Council-Manager Plan A
Newark City	July 1, 1954	Mayor-Council Plan C
Newton Town	July 1, 1956	Council-Manager Plan B
Ocean Twp. (Mon.)	July 1, 1963	Council-Manager Plan A
Orange City	July 1, 1963	Mayor-Council Plan C
Parsippany-Troy Hills	Jan. 1, 1966	Mayor-Council Plan E
Passaic City	July 1, 1967	Council-Manager Plan C
Pequanock Twp.	Jan. 1, 1957	Council-Manager Plan E
Piscataway Twp.	Jan. 1, 1969	Mayor-Council Plan F
Rahway City	Jan. 1, 1955	Mayor-Council Plan F
Randolph Twp.	Jan. 1, 1969	Council-Manager Plan E
Rockaway Twp.	Jan. 1, 1968	Mayor-Council Plan F
Sparta Twp.	July 1, 1960	Council-Manager Plan B
Trenton City	July 1, 1962	Mayor-Council Plan C
Vineland City	July 1, 1952	Mayor-Council Plan A
Washington Boro.	Jan. 1, 1969	Council-Manager Plan E
Wayne Twp.	Jan. 1, 1962	Mayor-Council Plan F
Westfield Town	Nov. 8, 1967	Special Charter—Chapter 195, P. L. 1967
West Orange Town	July 1, 1962	Mayor-Council Plan B
West Paterson Boro.	Jan. 1, 1967	Small Municipality Plan C
Willingboro Twp.	Jan. 1, 1962	Council-Manager Plan E
Woodbridge Twp.	Jan. 1, 1964	Mayor-Council Plan F

COUNCIL-MANAGER GOVERNMENT—LAW OF 1923

Municipality	Election Council
Asbury Park City	1969
Cape May City	1968
Clifton City	1970
Fair Lawn Boro.	1969
Hackensack City	1969
Keansburg Boro	1969
Lodi Boro.	1971
Medford Lakes Boro.	1970
Teaneck Twp.	1970
Teterboro Boro.	1970

TYPES OF LOCAL GOVERNMENT UNITS IN NEW JERSEY

Counties (21)

Municipalities (567)

County	Borough	Township	City	Town	Village	Total
Atlantic	3	6	13	1	0	23
Bergen	56	11	3	0	0	70
Burlington	6	31	3	0	0	40
Camden	27	8	2	0	0	37
Cape May	7	4	5	0	0	16
Cumberland	1	10	3	0	0	14
Essex	8	4	3	6	1	22
Gloucester	10	13	1	0	0	24
Hudson	1	2	4	5	0	12
Hunterdon	10	14	1	1	0	26
Mercer	4	8	1	0	0	13
Middlesex	12	10	3	0	0	25
Monmouth	35	15	2	0	1	53
Morris	16	20	0	3	0	39
Ocean	19	14	0	0	0	33
Passaic	10	3	3	0	0	16
Salem	3	11	1	0	0	15
Somerset	12	9	0	0	0	21
Sussex	8	15	0	1	0	24
Union	7	8	5	1	0	21
Warren	2	18	0	3	0	23
Total	257	234	53	21	2	567

POPULATION CLASSIFICATIONS (BASED UPON THE

1960 OFFICIAL CENSUS)

(R. S. 40:17-2)

Counties

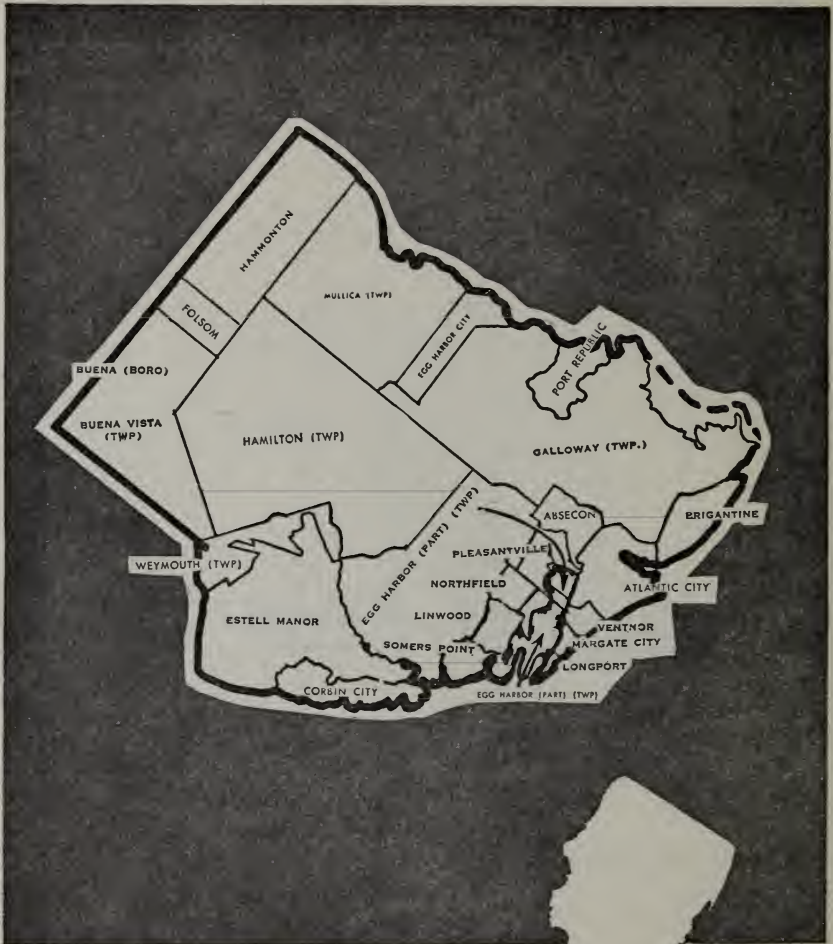
1st Class	Excess of 600,000=Essex, Hudson, Bergen.
2nd "	200,000-600,000=Burlington, Morris, Union, Passaic, Camden, Middlesex, Mercer.
3rd "	50,000-200,000=not bordering on Atlantic Ocean=Hunterdon, Salem, Gloucester, Cumberland, Somerset, Warren.
4th "	Less than 50,000=not bordering on Atlantic Ocean=Sussex.
5th "	Bordering on Atlantic Ocean, exceeding 100,000=Monmouth, Atlantic, Ocean.
6th "	Bordering on Atlantic Ocean, less than 100,000=Cape May.

Cities (R. S. 40:167-2)

1st Class	Exceeding 150,000=Newark and Jersey City.
2nd "	12,000-150,000.
3rd "	All those not in 1st or 2nd class, except cities bordering upon Atlantic Ocean which are seaside or summer resorts.
4th "	All cities bordering upon the Atlantic Ocean which are seaside or summer resorts.

COUNTY FINANCES

ATLANTIC COUNTY



County Seat: Mays Landing

Population Census, 1960	160,880
Population Census, 1967 Est. ..	183,320
Land Area (sq. mi.)	565.55
Density (per sq. mi.)	284.47
Net Valuation Taxable	\$507,025,505.00
Equalized Valuation	\$1,029,085,466.00
Tax Levy (including Bank Stock Tax)	\$7,796,720.70



ATLANTIC COUNTY

EXPENDITURES FOR 1967

General Government	\$1,229,235.86
Administrative and executive	128,100.00
Department of finance	100,847.00
Legal department	78,184.00
Clerk of the board	23,621.00
County clerk	208,760.00
County register	62,146.00
County surrogate	43,046.00
Purchasing department	328,433.28
Buildings and grounds	20,910.00
Planning and development	108,288.00
Group insurance for employees	126,901.58
Insurance—other
Other activities
Judiciary	592,894.00
General county courts	216,288.00
District court	65,230.00
Prosecutor's office	184,601.00
Jury commission—jurors	125,175.00
Law library	1,600.00
Regulation	507,150.00
Sheriff's office	209,885.00
County police
Weights and measures department	11,370.00
Board of taxation	33,518.00
Chief medical examiner	24,330.00
Elections	200,907.00
Shade tree commission	16,865.00
Civil defense and disaster control	10,275.00
Other activities
Roads and Bridges	973,845.00
State aid motor vehicle funds	773,845.00
County funds	200,000.00
Agreements with municipalities to perform state aid work
Correctional and Penal	457,589.00
Penitentiary, jail, etc.	347,810.00
Probation department	109,779.00
Other activities
Health and Welfare	4,927,342.80
County health department	327,374.70
County welfare board	2,110,750.00
Tubercular patients	8,500.00
Mental health activities	1,337,198.00
Child welfare	223,060.00
County aid to general hospitals ..	45,500.00
County general hospitals, homes ..	740,493.00
Mosquito extermination	123,918.10
Other activities	10,549.00
Education and Recreation	284,592.50
County superintendent of schools ..	24,993.00
Vocational schools	37,800.00
County extension service	52,530.00
County colleges	169,269.50
Other educational activities
Parks and/or commission
Statutory Expenditures	434,315.56
Unclassified (incl. contingent) ..	29,500.00
Total County Functions	\$9,436,464.72
Capital Improvements	\$1,149,690.00

Debt Service	\$357,565.40
Redemption of bonds
Road and bridge bonds
Park bonds
Vocational school bonds	230,000.00
Other bonds
Redemption of notes	2,500.00
Interest on notes	125,065.40
Interest on bonds
Road and bridge bonds
Park bonds
Vocational school bonds
Other bonds
Other debt service
Deferred Charges	\$27,277.58
Total County Expenditures ..	\$10,970,997.70
Reserve for Uncollected Taxes
Grand Total Budget	\$10,970,997.70

REVENUES REALIZED—1967

Surplus appropriated	\$182,000.00
Miscellaneous revenues realized	1,220,568.25
State-aid revenues realized	1,560,874.05
Delinquent tax collections
Current tax collections	7,796,720.70
Total Receipts and Revenues ..	\$10,760,163.00

CURRENT FINANCES, DECEMBER 31, 1967

Cash	\$1,144,976.37
Receivables	92,425.34
Deferred charges and emergencies ..	1,259,865.29
Total	\$2,497,267.00
Cash liabilities	\$1,549,214.03
Reserves for receivables	92,425.34
Surplus revenue	855,627.63
Total	\$2,497,267.00

CAPITAL DEBT, DECEMBER 31, 1967

Gross debt	\$8,004,747.00
Statutory deductions
Net Debt	\$8,004,747.00
Equalized Valuation Basis	
1965, 1966, 1967	\$950,079,672.00
Per Cent of Net Debt	0.84

CAPITAL OUTLAY, 1967 (by ordinance)

Buildings and equipment
General	\$83,352.03
Institutional	8,929.05
Educational	1,082,731.25
Roads and bridges	585,660.66
Parks and playgrounds
Other purposes
Total	\$1,760,672.99

BERGEN COUNTY



County Seat: Hackensack

Population Census, 1960	780,255
Population Census, 1967 Est. . .	901,550
Land Area (sq. mi.)	235.08
Density (per sq. mi.)	3,319.10
Net Valuation Taxable	\$6,438,334,014.00
Equalized Valuation	\$7,323,171,739.00
Tax Levy (including Bank Stock Tax)	\$25,000,857.93

Note:—Saddle River Township changed its name to Saddle Brook Township in 1955.

BERGEN COUNTY

EXPENDITURES FOR 1967

General Government	\$3,363,765.75
Administrative and executive	300,650.00
Department of finance	163,139.37
Legal department	160,674.54
Clerk of the board	266,778.00
County clerk	380,120.00
County register
County surrogate	177,739.00
Purchasing department	101,036.00
Buildings and grounds	1,232,547.84
Planning and development	343,451.00
Group insurance for employees ..	237,630.00
Insurance—other
Other activities
Judiciary	2,782,059.20
General county courts	1,375,408.24
District court	541,135.00
Prosecutor's office	510,314.00
Jury commission—jurors	342,216.96
Law library	12,985.00
Regulation	2,665,610.73
Sheriff's office	433,112.00
County police	1,096,337.73
Weights and measures department	47,582.00
Board of taxation	143,553.00
Chief medical examiner	66,455.00
Elections	778,951.00
Shade tree commission	64,291.00
Civil defense and disaster control	35,279.00
Other activities
Roads and Bridges	2,093,399.04
State aid motor vehicle funds	570,800.00
County funds	1,522,599.04
Agreements with municipalities to perform state aid work
Correctional and Penal	1,247,077.00
Penitentiary, jail, etc.	712,598.00
Probation department	534,479.00
Other activities
Health and Welfare	14,355,399.48
County health department	225,811.00
County welfare board	1,710,960.01
Tubercular patients
Mental health activities	2,740,100.00
Child welfare	611,045.00
County aid to general hospitals ..	451,000.00
County general hospitals, homes ..	7,504,647.00
Mosquito extermination	474,810.32
Other activities	637,026.15
Education and Recreation	3,369,494.65
County superintendent of schools	61,387.00
Vocational schools	524,890.00
County extension service	59,057.00
County colleges	362,500.00
Other educational activities	139,458.65
Parks and/or commission	2,222,202.00
Statutory Expenditures	1,722,254.63
Unclassified (incl. contingent) ..	81,315.00
Total County Functions	\$31,680,375.48
Capital Improvements	\$3,223,108.04

Debt Service	\$3,537,503.00
Redemption of bonds
Road and bridge bonds	926,000.00
Park bonds	225,000.00
Vocational school bonds
Other bonds	1,314,000.00
Redemption of notes
Interest on notes	35,000.00
Interest on bonds
Road and bridge bonds
Park bonds	62,017.25
Vocational school bonds
Other bonds	782,085.75
Other debt service	193,400.00
Deferred Charges	\$37,619.14
Total County Expenditures ..	\$38,478,605.66
Reserve for Uncollected Taxes
Grand Total Budget	\$38,478,605.66

REVENUES REALIZED—1967

Surplus appropriated	\$3,147,000.00
Miscellaneous revenues realized	8,742,702.84
State-aid revenues realized	2,926,073.94
Delinquent tax collections
Current tax collections	25,000,857.93
Total Receipts and Revenues..	\$39,816,634.71

CURRENT FINANCES, DECEMBER 31, 1967

Cash	\$7,022,104.85
Receivables	463,782.60
Deferred charges and emergencies ..	2,149,977.00
Total	\$9,635,864.45
Cash liabilities	\$6,349,950.60
Reserves for receivables	463,782.60
Surplus revenue	2,822,131.25
Total	\$9,635,864.45

CAPITAL DEBT, DECEMBER 31, 1967

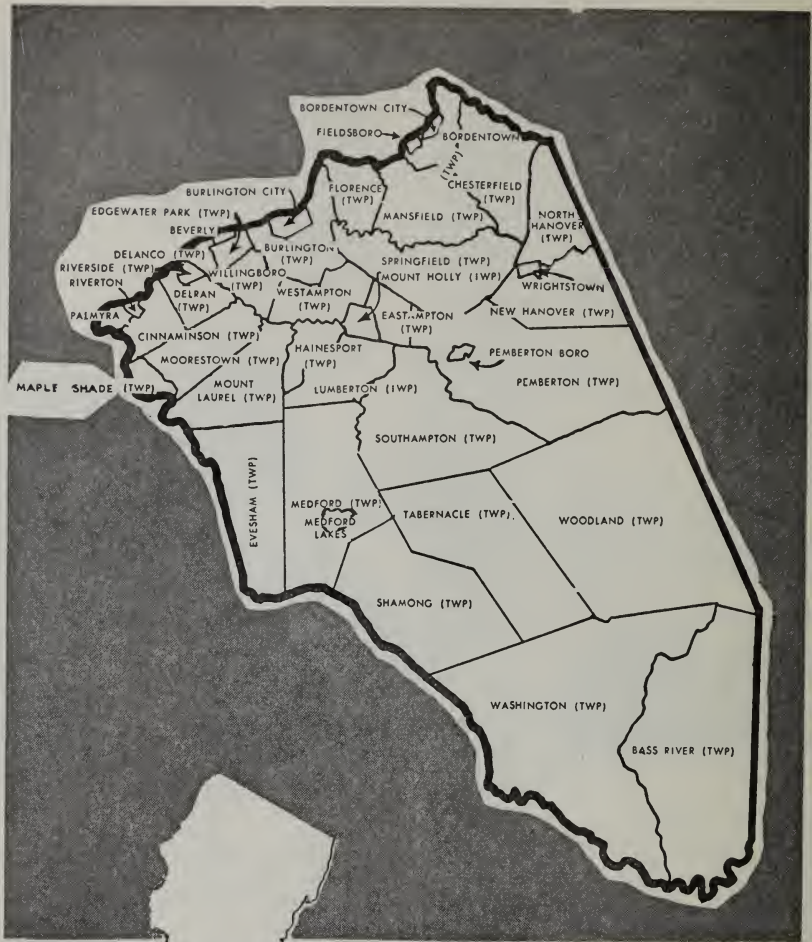
Gross debt	\$41,141,000.00
Statutory deductions
Net Debt	\$41,141,000.00

Equalized Valuation Basis 1965, 1966, 1967	\$6,920,479,715.00
Per Cent of Net Debt	0.59

CAPITAL OUTLAY, 1967 (by ordinance)

Buildings and equipment	
General	\$125,268.42
Institutional	3,117,698.62
Educational	920,016.56
Roads and bridges	1,421,901.62
Parks and playgrounds	427,818.21
Other purposes	420,911.20
Total	\$6,433,614.63

BURLINGTON COUNTY



County Seat: Mount Holly

Population Census, 1960	224,499
Population Census, 1967 Est. ..	306,540
Land Area (sq. ml.)	819.30
Density (per sq. ml.)	274.01
Net Valuation Taxable	\$1,202,859,242.00
Equalized Valuation	\$1,305,486,111.00
Tax Levy (Including Bank Stock Tax)	\$6,070,849.42

Note:—Willingboro Township changed its name to Levittown Township in 1959.
Levittown Township changed its name to Willingboro Township in 1962.

BURLINGTON COUNTY

EXPENDITURES FOR 1967

General Government	\$1,073,654.32
Administrative and executive	170,633.00
Department of finance	34,446.32
Legal department	64,847.00
Clerk of the board	30,433.00
County clerk	204,798.00
County register	53,129.00
County surrogate	14,448.00
Purchasing department	229,589.00
Buildings and grounds	59,136.00
Planning and development	132,000.00
Group insurance for employees ..	80,195.00
Insurance—other
Other activities
Judiciary	581,284.66
General county courts	243,491.66
District court	44,950.00
Prosecutor's office	171,761.00
Jury commission—jurors	117,282.00
Law library	3,800.00
Regulation	412,092.00
Sheriff's office	158,250.00
County police
Weights and measures department	18,337.00
Board of taxation	17,488.00
Chief medical examiner	24,600.00
Elections	141,180.00
Shade tree commission	5,000.00
Civil defense and disaster control	43,237.00
Other activities	4,000.00
Roads and Bridges	1,473,565.00
State aid motor vehicle funds	537,634.25
County funds	935,930.75
Agreements with municipalities to perform state aid work
Correctional and Penal	385,117.00
Penitentiary, jail, etc.	220,905.00
Probation department	164,212.00
Other activities
Health and Welfare	3,414,392.04
County health department	192,957.00
County welfare board	695,829.22
Tubercular patients	19,500.00
Mental health activities	1,061,544.00
Child welfare	275,900.00
County aid to general hospitals ..	302,714.84
County general hospitals, homes ..	582,843.98
Mosquito extermination	132,673.00
Other activities	150,430.00
Education and Recreation	\$42,167.00
County superintendent of schools ..	45,157.00
Vocational schools	198,300.00
County extension service	45,185.00
County colleges	53,525.00
Other educational activities
Parks and/or commission
Statutory Expenditures	395,067.64
Unclassified (incl. contingent) ..	1,500.00
Total County Functions	\$8,078,839.66
Capital Improvements	\$1,250,000.00

Debt Service	\$359,255.74
Redemption of bonds
Road and bridge bonds	105,000.00
Park bonds
Vocational school bonds	185,000.00
Other bonds
Redemption of notes	7,657.49
Interest on bonds
Road and bridge bonds	12,611.50
Park bonds
Vocational school bonds	48,986.75
Other bonds
Other debt service
Deferred Charges	\$125,346.17
Total County Expenditures ..	\$9,813,441.57
Reserve for Uncollected Taxes
Grand Total Budget	\$9,813,441.57

REVENUES REALIZED—1967

Surplus appropriated	\$400,000.00
Miscellaneous revenues realized ...	1,252,347.28
State-aid revenues realized	2,207,815.73
Delinquent tax collections
Current tax collections	6,070,849.42
Total Receipts and Revenues ..	\$9,931,012.43

CURRENT FINANCES, DECEMBER 31, 1967

Cash	\$1,516,543.93
Receivables	120,915.49
Deferred charges and emergencies ..	1,262,933.66
Total	\$2,900,393.08
Cash liabilities	\$2,170,257.61
Reserves for receivables	120,915.49
Surplus revenue	609,219.98
Total	\$2,900,393.08

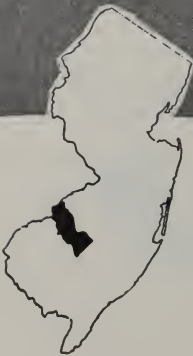
CAPITAL DEBT, DECEMBER 31, 1967

Gross debt	\$6,915,000.00
Statutory deductions
Net Debt	\$6,915,000.00

Equalized Valuation Basis	
1965, 1966, 1967	\$1,165,835,205.00
Per Cent of Net Debt	0.59

CAPITAL OUTLAY, 1967 (by ordinance)

Buildings and equipment	
General
Institutional
Educational	\$1,249,073.51
Roads and bridges	12,440.85
Parks and playgrounds
Other purposes	15,550.00
Total	\$1,277,064.36



Population Census, 1960	392,035
Population Census, 1967 Est. ..	460,490
Land Area (sq. mi.)	222.13
Density (per sq. mi.)	1,764.90
Net Valuation Taxable	\$942,221,600.00
Equalized Valuation	\$1,972,351,747.00
Tax Levy (including Bank Stock Tax)	\$15,499,526.81

C 8

CAMDEN COUNTY

EXPENDITURES FOR 1967

General Government	\$2,452,105.00
Administrative and executive	212,150.00
Department of finance	9,646.00
Legal department	106,735.00
Clerk of the board	134,731.00
County clerk	293,745.00
County register	169,750.00
County surrogate	64,910.00
Purchasing department	59,313.00
Buildings and grounds	754,905.00
Planning and development	166,055.00
Group insurance for employees ...	269,000.00
Insurance—other	211,105.00
Other activities
Judiciary	1,201,683.00
General county courts	632,303.00
District court	93,620.00
Prosecutor's office	292,940.00
Jury commission—jurors	178,820.00
Law library	4,000.00
Regulation	744,955.00
Sheriff's office	190,210.00
County police
Weights and measures department ..	26,395.00
Board of taxation	74,905.00
Chief medical examiner	50,335.00
Elections	364,320.00
Shade tree commission
Civil defense and disaster control ..	35,530.00
Other activities	3,260.00
Roads and Bridges	1,738,990.00
State aid motor vehicle funds	266,380.00
County funds	1,472,610.00
Agreements with municipalities to perform state aid work
Correctional and Penal	715,565.00
Penitentiary, jail, etc.	449,960.00
Probation department	265,605.00
Other activities
Health and Welfare	9,843,189.55
County health department	278,055.00
County welfare board	2,858,493.55
Tubercular patients	665,695.00
Mental health activities	2,243,360.00
Child welfare	678,460.00
County aid to general hospitals ..	602,000.00
County general hospitals, homes ..	1,673,055.00
Mosquito extermination	140,000.00
Other activities	704,071.00
Education and Recreation	1,344,048.00
County superintendent of schools ..	23,670.00
Vocational schools	782,660.00
County extension service	63,146.00
County colleges	139,572.00
Other educational activities
Parks and/or commission	335,000.00
Statutory Expenditures	1,040,124.00
Unclassified (incl. contingent) ..	63,655.00
Total County Functions	<u>\$19,144,314.55</u>
Capital Improvements	\$1,482,000.00

Debt Service	\$1,500,613.11
Redemption of bonds
Road and bridge bonds	628,932.50
Park bonds	151,935.00
Vocational school bonds	75,000.00
Other bonds	277,132.50
Redemption of notes	45,000.00
Interest on notes	88,512.36
Interest on bonds
Road and bridge bonds	107,427.07
Park bonds	33,488.03
Vocational school bonds	29,969.50
Other bonds	63,246.15
Other debt service
Deferred Charges	\$20,316.51
Total County Expenditures ..	<u>\$22,097,244.17</u>
Reserve for Uncollected Taxes
Grand Total Budget	<u>\$22,097,244.17</u>

REVENUES REALIZED—1967

Surplus appropriated	\$1,225,000.00
Miscellaneous revenues realized ...	2,970,096.42
State-aid revenues realized	2,391,910.39
Delinquent tax collections
Current tax collections	15,499,526.81
Total Receipts and Revenues ..	<u>\$22,086,533.62</u>

CURRENT FINANCES, DECEMBER 31, 1967

Cash	\$1,712,897.09
Receivables	593,528.42
Deferred charges and emergencies ..	1,359,917.00
Total	<u>\$3,666,342.51</u>
Cash liabilities	\$1,983,184.56
Reserves for receivables	593,528.42
Surplus revenue	1,089,629.53
Total	<u>\$3,666,342.51</u>

CAPITAL DEBT, DECEMBER 31, 1967

Gross debt	\$25,001,700.00
Statutory deductions	1,300.00
Net Debt	<u>25,000,400.00</u>
Equalized Valuation Basis	
1965, 1966, 1967	\$1,785,874,006.00
Per Cent of Net Debt	1.39

CAPITAL OUTLAY, 1967 (by ordinance)

Buildings and equipment
General	\$300,131.03
Institutional	342,078.58
Educational	2,656,528.00
Roads and bridges	977,792.08
Parks and playgrounds	18,863.61
Other purposes
Total	<u>\$4,295,393.30</u>

CAPE MAY COUNTY



County Seat: Cape May Court House

Population Census, 1960	48,555
Population Census, 1967 Est. ..	54,000
Land Area (sq. mi.)	265.0
Density (per sq. mi.)	183.23
Net Valuation Taxable	\$623,037,645.00
Equalized Valuation	\$689,648,621.00
Tax Levy (including Bank Stock Tax)	\$3,165,903.19

CAPE MAY COUNTY

EXPENDITURES FOR 1967

General Government	\$720,866.00
Administrative and executive	68,559.00
Department of finance	45,197.00
Legal department	31,457.00
Clerk of the board	27,087.00
County clerk	81,392.00
County register
County surrogate	33,071.00
Purchasing department
Buildings and grounds	194,766.00
Planning and development	98,837.00
Group insurance for employees	55,000.00
Insurance—other	85,500.00
Other activities
Judiciary	194,477.00
General county courts	67,571.00
District court	9,779.00
Prosecutor's office	79,605.00
Jury commission—jurors	26,802.00
Law library	10,720.00
Regulation	232,475.00
Sheriff's office	57,222.00
County police
Weights and measures department	10,477.00
Board of taxation	16,149.00
Chief medical examiner	18,499.00
Elections	104,596.00
Shade tree commission
Civil defense and disaster control	25,532.00
Other activities
Roads and Bridges	761,559.68
State aid motor vehicle funds	274,559.68
County funds	487,000.00
Agreements with municipalities to perform state aid work
Correctional and Penal	165,529.00
Penitentiary, jail, etc.	91,087.00
Probation department	74,442.00
Other activities
Health and Welfare	1,658,329.99
County health department	191,695.00
County welfare board	352,619.00
Tubercular patients	1,000.00
Mental health activities	239,500.00
Child welfare	49,686.00
County aid to general hospitals ..	49,950.00
County general hospitals, homes ..	516,273.00
Mosquito extermination	213,264.99
Other activities	44,337.00
Education and Recreation	176,444.00
County superintendent of schools ..	19,099.00
Vocational schools	87,603.00
County extension service	39,604.00
County colleges
Other educational activities
Parks and/or commission	30,138.00
Statutory Expenditures	253,066.00
Unclassified (incl. contingent) ..	196,038.00
Total County Functions	<u>\$4,358,784.67</u>
Capital Improvements	\$783,041.00

Debt Service	\$228,073.25
Redemption of bonds
Road and bridge bonds
Park bonds
Vocational school bonds
Other bonds	125,000.00
Redemption of notes
Interest on notes	20,000.00
Interest on bonds
Road and bridge bonds
Park bonds
Vocational school bonds
Other bonds	83,073.25
Other debt service
Deferred Charges	\$20,776.61
Total County Expenditures ..	<u>\$5,390,675.53</u>
Reserve for Uncollected Taxes ..	<u>.....</u>
Grand Total Budget	<u><u>\$5,390,675.53</u></u>

REVENUES REALIZED—1967

Surplus appropriated	\$460,000.00
Miscellaneous revenues realized	957,317.05
State-aid revenues realized	646,766.02
Delinquent tax collections
Current tax collections	3,165,903.19
Total Receipts and Revenues ..	<u><u>\$5,229,986.26</u></u>

CURRENT FINANCES, DECEMBER 31, 1967

Cash	\$1,037,184.39
Receivables	146,440.94
Deferred charges and emergencies ..	401,429.00
Total	<u>\$1,585,054.33</u>
Cash liabilities	\$875,255.13
Reserves for receivables	146,440.94
Surplus revenue	563,358.26
Total	<u><u>\$1,585,054.33</u></u>

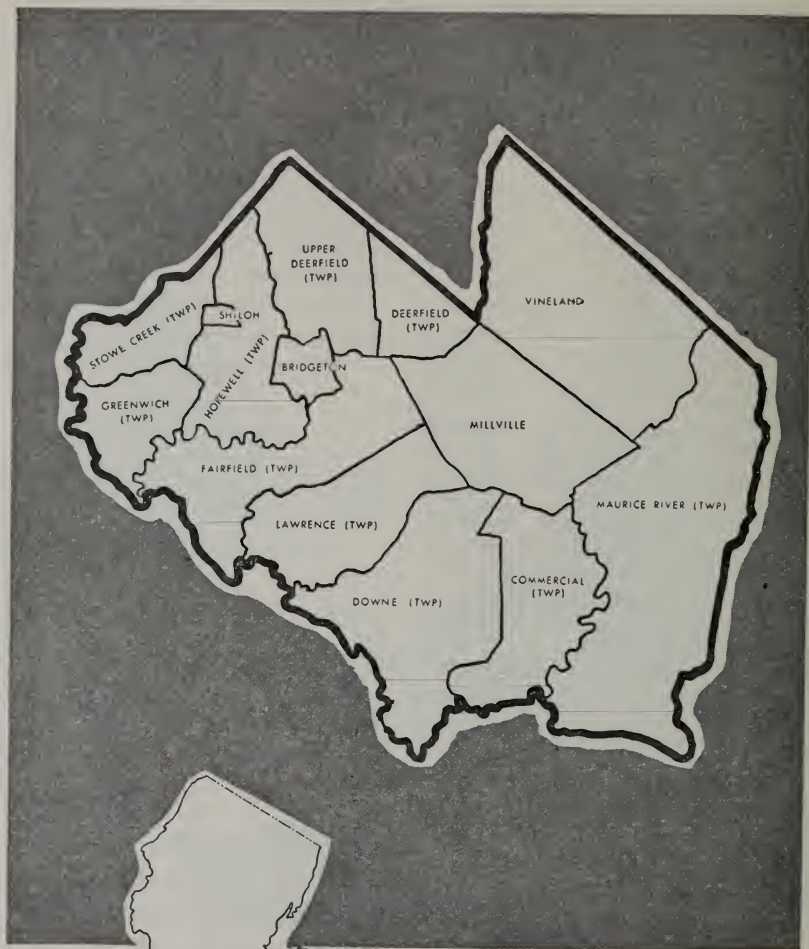
CAPITAL DEBT, DECEMBER 31, 1967

Gross debt	\$8,589,900.00
Statutory deductions	4,575,000.00
Net Debt	<u>4,014,900.00</u>
Equalized Valuation Basis	
1965, 1966, 1967	\$639,268,867.00
Per Cent of Net Debt	0.62

CAPITAL OUTLAY, 1967 (by ordinance)

Buildings and equipment	
General
Institutional
Educational	\$48,653.25
Roads and bridges	315,000.00
Parks and playgrounds	10,700.00
Other purposes	221,849.82
Total	<u><u>\$596,203.07</u></u>

CUMBERLAND COUNTY



County Seat: Bridgeton

Population Census, 1960	106,850
Population Census, 1967 Est. ..	125,350
Land Area (sq. mi.)	502.4
Density (per sq. mi.)	212.68
Net Valuation Taxable	\$202,642,038.00
Equalized Valuation	\$515,867,314.00
Tax Levy (Including Bank Stock Tax)	\$4,184,143.59

Note:—The Township of Landis and the Borough of Vineland consolidated in 1952 to form the City of Vineland.

CUMBERLAND COUNTY

EXPENDITURES FOR 1967

General Government	\$580,252.35
Administrative and executive	99,958.71
Department of finance	56,820.00
Legal department	28,217.46
Clerk of the board	10,000.00
County clerk	84,831.51
County register	31,720.00
County surrogate	31,720.00
Purchasing department	56,496.12
Buildings and grounds	61,300.00
Planning and development	51,000.00
Group insurance for employees ..	99,908.55
Insurance—other
Other activities
Judiciary	291,328.97
General county courts	152,522.22
District court	22,775.17
Prosecutor's office	66,704.83
Jury commission—jurors	46,126.75
Law library	3,200.00
Regulation	200,804.15
Sheriff's office	47,104.15
County police	14,360.00
Weights and measures department	6,100.00
Board of taxation	16,600.00
Chief medical examiner	96,650.00
Elections	12,990.00
Shade tree commission	7,000.00
Civil defense and disaster control
Other activities
Roads and Bridges	779,335.52
State aid motor vehicle funds	511,535.52
County funds	267,800.00
Agreements with municipalities to
perform state aid work
Correctional and Penal	259,844.14
Penitentiary, jail, etc.	167,500.00
Probation department	92,344.14
Other activities
Health and Welfare	2,621,203.31
County health department	131,981.18
County welfare board	699,000.00
Tubercular patients	3,000.00
Mental health activities	344,195.93
Child welfare	189,712.00
County aid to general hospitals ..	175,000.00
County general hospitals, homes ..	946,332.87
Mosquito extermination	70,301.33
Other activities	61,680.00
Education and Recreation	543,386.37
County superintendent of schools ..	20,540.00
Vocational schools
County extension service	34,711.37
County colleges	235,635.00
Other educational activities	50,000.00
Parks and/or commission	2,500.00
Statutory Expenditures	223,000.00
Unclassified (incl. contingent) ..	15,472.29
Total County Functions	\$5,314,627.10
Capital Improvements	\$1,159,179.00

Debt Service	\$412,831.00
Redemption of bonds
Road and bridge bonds
Park bonds
Vocational school bonds	266,000.00
Other bonds	60,000.00
Redemption of notes
Interest on notes
Interest on bonds
Road and bridge bonds
Park bonds
Vocational school bonds	86,831.00
Other bonds
Other debt service
Deferred Charges	\$29,882.65
Total County Expenditures ..	\$6,916,519.75
Reserve for Uncollected Taxes
Grand Total Budget	<u>\$6,916,519.75</u>

REVENUES REALIZED—1967

Surplus appropriated	\$150,000.00
Miscellaneous revenues realized	799,600.67
State-aid revenues realized	1,826,394.22
Delinquent tax collections	4,184,143.59
Current tax collections
Total Receipts and Revenues ..	<u>\$6,960,138.48</u>

CURRENT FINANCES, DECEMBER 31, 1967

Cash	\$805,926.14
Receivables	100,261.55
Deferred charges and emergencies ..	988,125.57
Total	<u>\$1,894,313.26</u>
Cash liabilities	\$1,427,004.80
Reserves for receivables	100,261.55
Surplus revenue	367,046.91
Total	<u>\$1,894,313.26</u>

CAPITAL DEBT, DECEMBER 31, 1967

Gross debt	\$5,707,000.00
Statutory deductions
Net Debt	<u>\$5,707,000.00</u>
Equalized Valuation Basis	
1965, 1966, 1967	\$453,088,904.00
Per Cent of Net Debt	1.25

CAPITAL OUTLAY, 1967 (by ordinance)

Buildings and equipment	
General	\$13,602.08
Institutional	201,443.32
Educational	556,073.67
Roads and bridges
Parks and playgrounds
Other purposes
Total	<u>\$771,119.07</u>

ESSEX COUNTY



County Seat: Newark

Population Census, 1960	923,545
Population Census, 1967 Est. ..	960,410
Land Area (sq. mi.)	127.44
Density (per sq. mi.)	7,246.90
Net Valuation Taxable	\$4,668,659,154.00
Equalized Valuation	\$5,403,680,140.00
Tax Levy (including Bank Stock Tax)	\$55,399,880.84

Note:—Caldwell Township changed its name to Fairfield Township in 1962.
Fairfield Township changed its name to Fairfield Borough in 1964.

ESSEX COUNTY

EXPENDITURES FOR 1967

General Government	\$7,007,446.36
Administrative and executive	299,291.51
Department of finance	371,336.06
Legal department	333,355.01
Clerk of the board	126,423.91
County clerk	427,920.51
County register	315,795.53
County surrogate	218,182.05
Purchasing department	301,945.95
Buildings and grounds	3,431,191.27
Planning and development	117,270.58
Group insurance for employees	393,959.03
Insurance—other	548,349.00
Other activities	122,427.95
Judiciary	4,322,299.02
General county courts	2,642,882.68
District court	520,357.89
Prosecutor's office	1,048,096.80
Jury commission—jurors	91,290.47
Law library	19,671.18
Regulation	2,646,234.97
Sheriff's office	1,027,685.42
County police	49,538.74
Weights and measures department	92,083.49
Board of taxation	150,758.88
Chief medical examiner	928,559.74
Elections	362,237.23
Shade tree commission	35,371.47
Civil defense and disaster control
Other activities
Roads and Bridges	1,939,521.61
State aid motor vehicle funds	337,069.00
County funds	1,602,461.61
Agreements with municipalities to perform state aid work
Correctional and Penal	5,259,223.07
Penitentiary, jail, etc.	3,588,296.53
Probation department	1,670,926.54
Other activities
Health and Welfare	34,854,033.94
County health department	15,697,408.00
County welfare board	2,128,736.47
Tubercular patients	13,028,288.67
Mental health activities	1,411,647.46
Child welfare
County aid to general hospitals	1,905,693.53
County general hospitals, homes	467,034.52
Mosquito extermination	215,225.29
Other activities
Education and Recreation	5,710,200.43
County superintendent of schools	64,540.50
Vocational schools	2,256,272.00
County extension service	76,832.93
County colleges	100,000.00
Other educational activities
Parks and/or commission	3,212,555.00
Statutory Expenditures	2,764,165.61
Unclassified (incl. contingent) ..	25,321.81
Total County Functions	\$64,528,446.82
Capital Improvements	\$683,124.34

Debt Service	\$3,566,639.60
Redemption of bonds
Road and bridge bonds	1,041,318.26
Park bonds	150,145.92
Vocational school bonds
Other bonds	1,377,535.82
Redemption of notes
Interest on notes	118,869.30
Interest on bonds
Road and bridge bonds	382,152.12
Park bonds	58,547.54
Vocational school bonds
Other bonds	409,607.98
Other debt service	28,462.66
Deferred Charges	\$437,771.70
Total County Expenditures ..	\$69,215,982.46
Reserve for Uncollected Taxes
Grand Total Budget	\$69,215,982.46

REVENUES REALIZED—1967

Surplus appropriated	\$1,700,000.00
Miscellaneous revenues realized	6,971,248.34
State-aid revenues realized	6,460,294.17
Delinquent tax collections
Current tax collections	55,399,880.84
Total Receipts and Revenues ..	\$70,531,423.35

CURRENT FINANCES, DECEMBER 31, 1967

Cash	\$8,775,323.57
Receivables	65,328.49
Deferred charges and emergencies ..	2,431,294.53
Total	\$11,271,946.59
Cash liabilities	\$3,535,708.75
Reserves for receivables	65,328.49
Surplus revenue	7,670,909.35
Total	\$11,271,946.59

CAPITAL DEBT, DECEMBER 31, 1967

Gross debt	\$61,749,500.00
Statutory deductions
Net Debt	\$61,749,500.00

Equalized Valuation Basis	
1965, 1966, 1967	\$4,999,759,508.00
Per Cent of Net Debt	1.24

CAPITAL OUTLAY, 1967 (by ordinance)

Buildings and equipment
General	\$739,528.64
Institutional	35,029.62
Educational
Roads and bridges	1,961,153.39
Parks and playgrounds	295,000.00
Other purposes	15,719,862.14
Total	\$18,750,573.79

GLOUCESTER COUNTY



County Seat: Woodbury

Population Census, 1960	134,840
Population Census, 1967 Est. ..	163,610
Land Area (sq. mi.)	328.63
Density (per sq. mi.)	410.31
Net Valuation Taxable	\$226,811,940.00
Equalized Valuation	\$822,367,986.00
Tax Levy (including Bank Stock Tax)	\$3,600,000.00

GLOUCESTER COUNTY

EXPENDITURES FOR 1967

General Government	\$612,330.00
Administrative and executive	64,820.00
Department of finance	33,300.00
Legal department	36,440.00
Clerk of the board	18,920.00
County clerk	94,380.00
County register
County surrogate	38,000.00
Purchasing department
Buildings and grounds	176,040.00
Planning and development	29,030.00
Group insurance for employees	58,800.00
Insurance—other	58,100.00
Other activities	4,500.00
Judiciary	\$76,369.00
General county courts	186,769.00
District court	31,660.00
Prosecutor's office	99,240.00
Jury commission—jurors	55,700.00
Law library	3,000.00
Regulation	299,260.00
Sheriff's office	70,760.00
County police	13,640.00
Weights and measures department
Board of taxation	22,070.00
Chief medical examiner	7,500.00
Elections	159,975.00
Shade tree commission
Civil defense and disaster control	8,400.00
Other activities	16,915.00
Roads and Bridges	1,092,501.44
State aid motor vehicle funds	384,260.00
County funds	708,241.44
Agreements with municipalities to perform state aid work
Correctional and Penal	217,247.00
Penitentiary, jail, etc.	116,280.00
Probation department	100,967.00
Other activities
Health and Welfare	1,854,363.25
County health department	15,000.00
County welfare board	589,497.60
Tubercular patients	3,000.00
Mental health activities	561,000.00
Child welfare	230,816.00
County aid to general hospitals ..	150,000.00
County general hospitals, homes ..	230,620.00
Mosquito extermination	66,629.65
Other activities	7,800.00
Education and Recreation	186,610.00
County superintendent of schools ..	18,940.00
Vocational schools	1,000.00
County extension service	40,460.00
County colleges	100,000.00
Other educational activities	9,430.00
Parks and/or commission	16,780.00
Statutory Expenditures	162,825.00
Unclassified (incl. contingent) ..	10,500.00
Total County Functions	\$4,812,005.69
Capital Improvements	\$1,167,237.06

Debt Service
Redemption of bonds
Road and bridge bonds
Park bonds
Vocational school bonds
Other bonds
Redemption of notes
Interest on notes
Interest on bonds
Road and bridge bonds
Park bonds
Vocational school bonds
Other bonds
Other debt service
Deferred Charges	\$778.00
Total County Expenditures ..	\$5,980,040.75
Reserve for Uncollected Taxes
Grand Total Budget	\$5,980,040.75

REVENUES REALIZED—1967

Surplus appropriated	\$583,270.25
Miscellaneous revenues realized	533,296.36
State-aid revenues realized	1,203,127.52
Delinquent tax collections
Current tax collections	3,600,000.00
Total Receipts and Revenues ..	\$5,919,694.13

CURRENT FINANCES, DECEMBER 31, 1967

Cash	\$1,509,223.57
Receivables	130,501.26
Deferred charges and emergencies ..	991,010.50
Total	\$2,630,735.33
Cash liabilities	\$1,566,785.74
Reserves for receivables	130,501.26
Surplus revenue	933,448.33
Total	\$2,630,735.33

CAPITAL DEBT, DECEMBER 31, 1967

Gross debt
Statutory deductions
Net Debt

Equalized Valuation Basis	
1965, 1966, 1967	\$736,088,899.00
Per Cent of Net Debt

CAPITAL OUTLAY, 1967 (by ordinance)

Buildings and equipment	
General	\$1,393.57
Institutional
Educational
Roads and bridges
Parks and playgrounds
Other purposes	6,700.07
Total	\$8,093.64

HUDSON COUNTY



County Seat: Jersey City

Population Census, 1960	610,734
Population Census, 1967 Est. ..	608,740
Land Area (sq. mi.)	44.1
Density (per sq. mi.)	13,848.84
Net Valuation Taxable	\$1,057,104,784.00
Equalized Valuation	\$2,830,351,606.00
Tax Levy (including Bank Stock Tax)	\$30,942,208.55

HUDSON COUNTY

EXPENDITURES FOR 1967

General Government	\$3,164,906.12
Administrative and executive	416,226.00
Department of finance	203,085.00
Legal department	243,468.00
Clerk of the board	135,792.00
County clerk	142,193.00
County register	190,071.00
County surrogate	130,351.00
Purchasing department	95,532.00
Buildings and grounds	1,330,963.00
Planning and development	86,635.00
Group insurance for employees	35,961.12
Insurance—other	154,629.00
Other activities
Judiciary	2,885,442.00
General county courts	1,767,418.00
District court	392,500.00
Prosecutor's office	481,214.00
Jury commission—jurors	240,310.00
Law library	4,000.00
Regulation	2,944,018.00
Sheriff's office	365,390.00
County police	1,307,717.00
Weights and measures department	17,996.00
Board of taxation	89,627.00
Chief medical examiner	120,800.00
Elections	1,028,288.00
Shade tree commission
Civil defense and disaster control	14,200.00
Other activities
Roads and Bridges	1,278,479.67
State aid motor vehicle funds	123,196.00
County funds	1,155,283.67
Agreements with municipalities to perform state aid work
Correctional and Penal	1,725,649.00
Penitentiary, jail, etc.	1,128,638.00
Probation department	529,511.00
Other activities	67,500.00
Health and Welfare	21,051,486.03
County health department	120,676.00
County welfare board	4,027,000.00
Tubercular patients	4,093,900.00
Mental health activities	7,737,299.31
Child welfare	359,806.69
County aid to general hospitals ..	258,943.00
County general hospitals, homes ..	4,067,430.00
Mosquito extermination	258,114.03
Other activities	128,257.00
Education and Recreation	950,152.00
County superintendent of schools ..	24,152.00
Vocational schools	36,000.00
County extension service
County colleges
Other educational activities
Parks and/or commission	890,000.00
Statutory Expenditures	3,505,930.97
Unclassified (incl. contingent) ..	329,427.00
Total County Functions	\$37,835,490.79
Capital Improvements	\$355,973.67

Debt Service	\$2,308,833.51
Redemption of bonds
Road and bridge bonds	70,000.00
Park bonds	74,000.00
Vocational school bonds	1,140,000.00
Other bonds	35,000.00
Redemption of notes	49,843.76
Interest on notes
Interest on bonds
Road and bridge bonds	36,817.00
Park bonds	23,940.00
Vocational school bonds	679,232.75
Other bonds	200,000.00
Other debt service
Deferred Charges	\$1,639,188.41
Total County Expenditures ..	\$42,139,486.38
Reserve for Uncollected Taxes
Grand Total Budget	\$42,139,486.38

REVENUES REALIZED—1967

Surplus appropriated	\$1,483,270.00
Miscellaneous revenues realized ..	6,684,280.84
State-aid revenues realized	3,125,663.15
Delinquent tax collections
Current tax collections	30,942,208.55
Total Receipts and Revenues ..	\$42,235,422.54

CURRENT FINANCES, DECEMBER 31, 1967

Cash	\$2,873,075.42
Receivables	4,829,753.94
Deferred charges and emergencies ..	1,079,659.99
Total	\$8,782,489.35
Cash liabilities	\$2,389,059.09
Reserves for receivables	4,829,753.94
Surplus revenue	1,563,676.32
Total	\$8,782,489.35

CAPITAL DEBT, DECEMBER 31, 1967

Gross debt	\$30,483,500.00
Statutory deductions	1,394,500.00
Net Debt	29,089,000.00

Equalized Valuation Basis	
1965, 1966, 1967	\$2,556,645,037.00
Per Cent of Net Debt	1.13

CAPITAL OUTLAY, 1967 (by ordinance)

Buildings and equipment
General	\$669,161.24
Institutional	3,223,944.69
Educational	106,764.90
Roads and bridges	55,122.00
Parks and playgrounds
Other purposes	6,888.61
Total	\$4,061,881.44

HUNTERDON COUNTY



County Seat: Flemington

Population Census, 1960	34,107
Population Census, 1967 Est. ..	65,120
Land Area (sq. mi.)	437.0
Density (per sq. mi.)	123.81
Net Valuation Taxable	\$474,489,954.00
Equalized Valuation	\$548,626,243.00
Tax Levy (including Bank Stock Tax)	\$2,203,889.89

HUNTERDON COUNTY

EXPENDITURES FOR 1967

General Government	\$363,201.57
Administrative and executive	32,061.73
Department of finance	8,500.00
Legal department	10,398.98
Clerk of the board	17,531.60
County clerk	53,911.25
County register	34,725.00
County surrogate	85,352.01
Purchasing department	64,395.00
Buildings and grounds	22,300.00
Planning and development	34,026.00
Group insurance for employees	12,723.02
Insurance—other	2,900.00
Other activities	
Judiciary	124,104.95
General county courts	55,496.11
District court	15,285.82
Prosecutor's office	37,700.00
Jury commission—jurors	12,723.02
Law library	2,900.00
Regulation	123,502.16
Sheriff's office	34,483.00
County police	7,287.86
Weights and measures department	12,925.23
Board of taxation	6,479.20
Chief medical examiner	40,593.80
Elections	2,500.00
Shade tree commission	17,983.07
Civil defense and disaster control	1,250.00
Other activities	
Roads and Bridges	865,619.30
State aid motor vehicle funds	305,320.00
County funds	560,299.30
Agreements with municipalities to perform state aid work	
Correctional and Penal	96,173.28
Penitentiary, jail, etc.	37,626.00
Probation department	58,547.28
Other activities	
Health and Welfare	750,061.93
County health department	66,149.56
County welfare board	223,354.48
Tubercular patients	2,600.00
Mental health activities	318,600.00
Child welfare	83,147.89
County aid to general hospitals	50,000.00
County general hospitals, homes	
Mosquito extermination	6,210.00
Other activities	
Education and Recreation	56,858.51
County superintendent of schools	17,920.00
Vocational schools	38,513.51
County extension service	
County colleges	425.00
Other educational activities	
Parks and/or commission	
Statutory Expenditures	66,691.80
Unclassified (incl. contingent) ..	13,600.00
Total County Functions	\$2,459,813.50
Capital Improvements	\$950,665.56

Debt Service	
Redemption of bonds	
Road and bridge bonds	
Park bonds	
Vocational school bonds	
Other bonds	
Redemption of notes	
Interest on notes	
Interest on bonds	
Road and bridge bonds	
Park bonds	
Vocational school bonds	
Other bonds	
Other debt service	
Deferred Charges	\$2,159.33
Total County Expenditures ..	\$3,412,638.39
Reserve for Uncollected Taxes ..	
Grand Total Budget	\$3,412,638.39

REVENUES REALIZED—1967

Surplus appropriated	\$250,000.00
Miscellaneous revenues realized	436,829.13
State-aid revenues realized	830,385.80
Delinquent tax collections	
Current tax collections	2,203,889.89
Total Receipts and Revenues ..	\$3,721,104.82

CURRENT FINANCES, DECEMBER 31, 1967

Cash	\$899,968.24
Receivables	16,753.57
Deferred charges and emergencies ..	522,081.00
Total	\$1,438,802.81
Cash liabilities	\$777,441.66
Reserves for receivables	16,753.57
Surplus revenue	644,607.58
Total	\$1,438,802.81

CAPITAL DEBT, DECEMBER 31, 1967

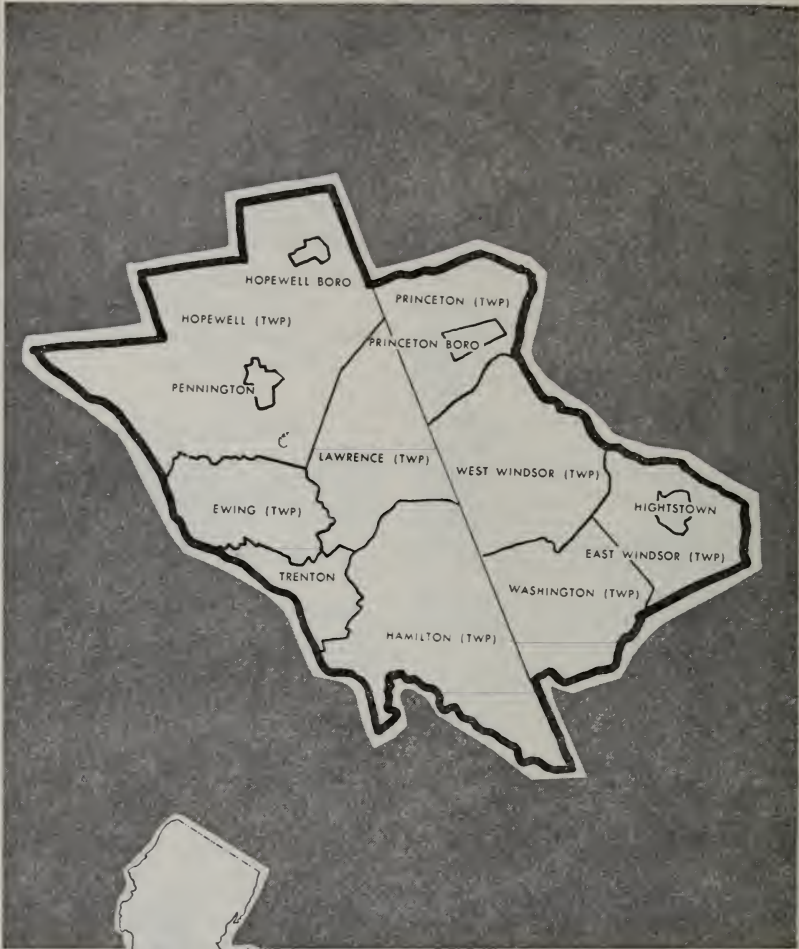
Gross debt	
Statutory deductions	
Net Debt	

Equalized Valuation Basis	
1965, 1966, 1967	\$490,241,262.00
Per Cent of Net Debt	

CAPITAL OUTLAY, 1967 (by ordinance)

Buildings and equipment	
General	
Institutional	\$5,331.00
Educational	
Roads and bridges	223,096.44
Parks and playgrounds	
Other purposes	
Total	\$228,427.44

MERCER COUNTY



County Seat: Trenton

Population Census, 1960	266,392
Population Census, 1967 Est. ..	307,130
Land Area (sq. mi.)	226.0
Density (per sq. mi.)	1,178.73
Net Valuation Taxable	\$781,540,485.00
Equalized Valuation	\$1,623,751,701.00
Tax Levy (including Bank Stock Tax)	\$12,514,985.99

MERCER COUNTY

EXPENDITURES FOR 1967

General Government	\$1,953,250.00
Administrative and executive	166,830.00
Department of finance	110,490.00
Legal department	83,090.00
Clerk of the board	24,270.00
County clerk	338,175.00
County register	72,060.00
County surrogate	39,780.00
Purchasing department	296,705.00
Buildings and grounds	282,790.00
Planning and development	179,950.00
Group insurance for employees	211,800.00
Insurance—other	347,310.00
Other activities	
Judiciary	1,063,750.00
General county courts	594,155.00
District court	68,945.00
Prosecutor's office	273,406.00
Jury commission—jurors	127,244.00
Law library	
Regulation	598,461.05
Sheriff's office	104,866.00
County police	11,350.01
Weights and measures department	21,328.00
Board of taxation	34,978.00
Chief medical examiner	326,907.00
Elections	71,240.00
Shade tree commission	26,790.00
Civil defense and disaster control	1,002.04
Other activities	
Roads and Bridges	875,422.95
State aid motor vehicle funds	319,460.00
County funds	555,962.95
Agreements with municipalities to perform state aid work	
Correctional and Penal	1,224,189.00
Penitentiary, jail, etc.	965,664.00
Probation department	258,525.00
Other activities	
Health and Welfare	6,428,813.00
County health department	
County welfare board	1,904,400.00
Tubercular patients	7,176.00
Mental health activities	1,644,499.00
Child welfare	552,785.00
County aid to general hospitals ..	582,400.00
County general hospitals, homes ..	1,488,773.00
Mosquito extermination	188,900.00
Other activities	59,880.00
Education and Recreation	989,204.00
County superintendent of schools ..	26,080.00
Vocational schools	
County extension service	41,270.00
County colleges	468,954.00
Other educational activities	
Parks and/or commission	452,900.00
Statutory Expenditures	824,243.09
Unclassified (incl. contingent) ..	48,800.00
Total County Functions	\$14,006,133.09
Capital Improvements	\$634,901.91

Debt Service	\$1,477,840.00
Redemption of bonds	
Road and bridge bonds	
Park bonds	
Vocational school bonds	
Other bonds	995,000.00
Redemption of notes	
Interest on notes	
Interest on bonds	
Road and bridge bonds	
Park bonds	
Vocational school bonds	
Other bonds	482,840.00
Other debt service	
Deferred Charges	\$68,000.00
Total County Expenditures ..	\$16,186,875.00
Reserve for Uncollected Taxes
Grand Total Budget	\$16,186,875.00

REVENUES REALIZED—1967

Surplus appropriated	\$800,000.00
Miscellaneous revenues realized	2,311,300.45
State-aid revenues realized	544,984.43
Delinquent tax collections	
Current tax collections	12,514,985.99
Total Receipts and Revenues ..	\$16,171,270.87

CURRENT FINANCES, DECEMBER 31, 1967

Cash	\$1,418,123.93
Receivables	71,112.31
Deferred charges and emergencies ..	314,000.00
Total	\$1,803,236.24
Cash liabilities	\$888,150.69
Reserves for receivables	71,112.31
Surplus revenue	843,973.24
Total	\$1,803,236.24

CAPITAL DEBT, DECEMBER 31, 1967

Gross debt	\$20,647,000.00
Statutory deductions	1,660,000.00
Net Debt	18,987,000.00
Equalized Valuation Basis	
1965, 1966, 1967	\$1,470,710,953.00
Per Cent of Net Debt	1.29

CAPITAL OUTLAY, 1967 (by ordinance)

Buildings and equipment	
General	\$50,217.72
Institutional	315,707.46
Educational	426,769.43
Roads and bridges	770,606.39
Parks and playgrounds	604,123.25
Other purposes	410,920.59
Total	\$2,578,344.84

MIDDLESEX COUNTY



County Seat: New Brunswick

Population Census, 1960	433,856
Population Census, 1967 Est. ..	566,240
Land Area (sq. mi.)	308.8
Density (per sq. mi.)	1,404.97
Net Valuation Taxable	\$1,650,048,439.00
Equalized Valuation	\$3,808,303.999.00
Tax Levy (including Bank Stock Tax)	\$19,149,415.39

Note :—Raritan Township changed its name to Edison Township in 1954.

MIDDLESEX COUNTY

EXPENDITURES FOR 1967

General Government	\$2,169,440.00
Administrative and executive	230,076.94
Department of finance	121,328.06
Legal department	102,626.00
Clerk of the board	37,618.00
County clerk	270,354.00
County register	83,475.00
County surrogate	32,941.00
Purchasing department	472,975.00
Buildings and grounds	194,946.00
Planning and development	300,000.00
Group insurance for employees	323,100.00
Insurance—other
Other activities
Judiciary	1,807,838.00
General county courts	984,252.00
District court	205,751.00
Prosecutor's office	375,830.00
Jury commission—jurors	218,361.00
Law library	23,644.00
Regulation	746,675.00
Sheriff's office	137,473.00
County police	52,018.00
Weights and measures department	50,672.00
Board of taxation	46,166.00
Chief medical examiner	446,346.00
Elections	14,000.00
Shade tree commission
Civil defense and disaster control
Other activities
Roads and Bridges	2,083,121.88
State aid motor vehicle funds	408,880.00
County funds	1,674,241.88
Agreements with municipalities to perform state aid work
Correctional and Penal	1,329,024.00
Penitentiary, jail, etc.	935,920.00
Probation department	393,104.00
Other activities
Health and Welfare	9,557,439.24
County health department	1,598,378.72
County welfare board	2,341,250.52
Tubercular patients	488,359.00
Mental health activities	1,192,000.00
Child welfare	3,659,090.00
County aid to general hospitals ..	130,000.00
County general hospitals, homes ..	148,361.00
Mosquito extermination
Other activities
Education and Recreation	3,028,520.58
County superintendent of schools ..	23,220.48
Vocational schools	1,036,010.00
County extension service	40,357.00
County colleges	519,680.10
Other educational activities	1,409,253.00
Parks and/or commission
Statutory Expenditures	1,096,600.04
Unclassified (incl. contingent) ..	45,200.00
Total County Functions	\$21,863,858.74
Capital Improvements	\$220,000.00

Debt Service	\$2,159,219.50
Redemption of bonds
Road and bridge bonds	80,000.00
Park bonds
Vocational school bonds	1,444,000.00
Other bonds
Redemption of notes
Interest on notes
Interest on bonds
Road and bridge bonds
Park bonds
Vocational school bonds
Other bonds	635,219.50
Other debt service
Deferred Charges	\$16,517.19
Total County Expenditures ..	\$24,259,595.43
Reserve for Uncollected Taxes
Grand Total Budget	\$24,259,595.43

REVENUES REALIZED—1967

Surplus appropriated	\$1,800,000.00
Miscellaneous revenues realized	2,706,263.21
State-aid revenues realized	772,398.05
Delinquent tax collections
Current tax collections	19,149,415.39
Total Receipts and Revenues ..	\$24,428,076.65

CURRENT FINANCES, DECEMBER 31, 1967

Cash	\$5,016,059.56
Receivables	148,409.22
Deferred charges and emergencies ..	247,400.04
Total	\$5,411,868.82
Cash liabilities	\$2,527,837.88
Reserves for receivables	148,409.22
Surplus revenue	2,735,621.72
Total	\$5,411,868.82

CAPITAL DEBT, DECEMBER 31, 1967

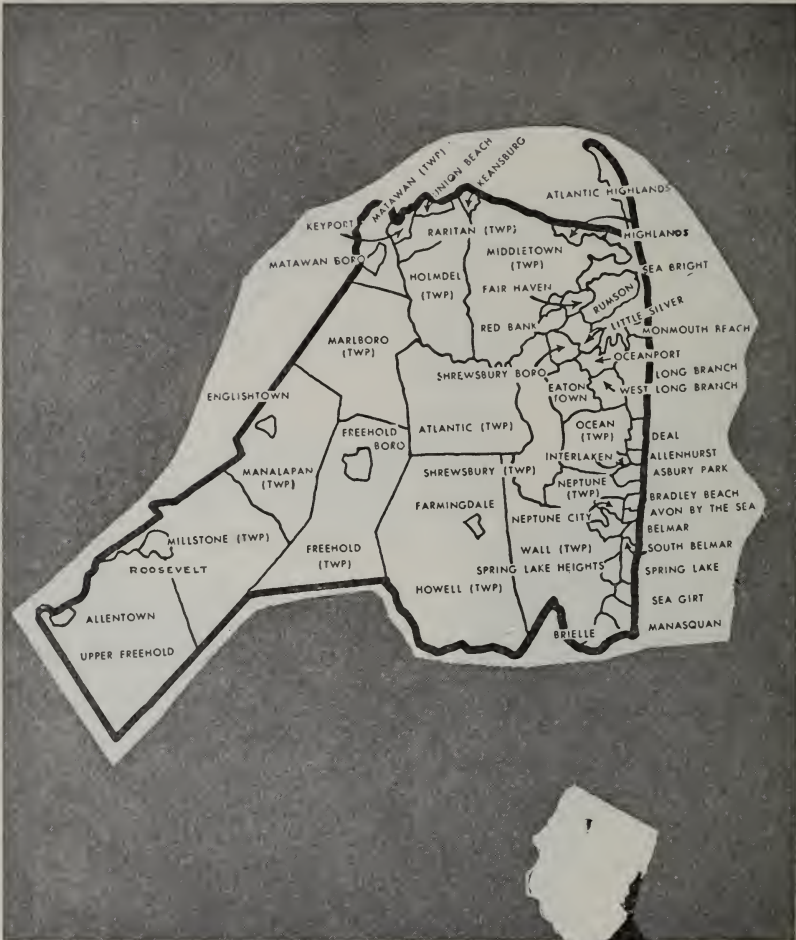
Gross debt	\$29,027,000.00
Statutory deductions
Net Debt	\$29,027,000.00

Equalized Valuation Basis	
1965, 1966, 1967	\$3,308,868,759.00
Per Cent of Net Debt	0.85

CAPITAL OUTLAY, 1967 (by ordinance)

Buildings and equipment	\$57,753.37
General	159,818.83
Institutional	550,000.00
Educational	645,777.25
Roads and bridges
Parks and playgrounds	1,489,943.02
Other purposes
Total	\$2,903,292.47

MONMOUTH COUNTY



County Seat: Freehold

Population Census, 1960	334,401
Population Census, 1967 Est. . .	439,880
Land Area (sq. mi.)	477.0
Density (per sq. mi.)	701.05
Net Valuation Taxable	\$2,331,484,723.00
Equalized Valuation	\$2,613,297,960.00
Tax Levy (Including Bank Stock Tax)	\$14,685,937.44



Note:—The Borough of New Shrewsbury was created in 1951 from the Township of Shrewsbury. The Village of Loch Arbour was created in 1957 from a portion of the Township of Ocean. (See R. S. 40:157-1 et seq.) Atlantic Township changed its name to Colts Neck Township in 1962. Raritan Township changed its name to Hazlet Township in 1967.

MONMOUTH COUNTY

EXPENDITURES FOR 1967

General Government	\$1,501,380.84
Administrative and executive	184,091.52
Department of finance	106,598.01
Legal department	103,856.69
Clerk of the board	45,542.98
County clerk	229,065.07
County register
County surrogate	107,675.38
Purchasing department	35,812.88
Buildings and grounds	394,663.42
Planning and development	146,744.89
Group insurance for employees	72,200.00
Insurance—other	75,130.00
Other activities
Judiciary	1,171,566.97
General county courts	621,386.15
District court	93,214.00
Prosecutor's office	254,752.43
Jury commission—jurors	198,714.39
Law library	3,500.00
Regulation	839,133.06
Sheriff's office	185,388.72
County police	73,404.85
Weights and measures department	43,133.58
Board of taxation	46,807.62
Chief medical examiner	25,516.00
Elections	352,642.02
Shade tree commission	81,945.35
Civil defense and disaster control	26,551.92
Other activities	3,743.00
Roads and Bridges	5,012,860.01
State aid motor vehicle funds	521,040.00
County funds	2,491,820.01
Agreements with municipalities to perform state aid work
Correctional and Penal	646,059.09
Penitentiary, jail, etc.	420,093.61
Probation department	225,965.48
Other activities
Health and Welfare	7,194,376.39
County health department	411,288.00
County welfare board	2,792,308.00
Tubercular patients	524,840.03
Mental health activities	1,282,320.00
Child welfare	433,378.91
County aid to general hospitals ..	1,000,000.00
County general hospitals, homes ..	554,587.60
Mosquito extermination	146,656.00
Other activities	47,997.85
Education and Recreation	1,388,545.62
County superintendent of schools ..	57,870.37
Vocational schools	471,325.00
County extension service	37,585.96
County colleges	428,110.00
Other educational activities	19,976.00
Parks and/or commission	373,678.29
Statutory Expenditures	617,881.74
Unclassified (incl. contingent) ..	87,933.33
Total County Functions	\$16,459,737.05
Capital Improvements	\$1,580,071.11

Debt Service	\$1,016,158.00
Redemption of bonds
Road and bridge bonds
Park bonds
Vocational school bonds
Other bonds	584,000.00
Redemption of notes
Interest on notes	16,000.00
Interest on bonds
Road and bridge bonds
Park bonds
Vocational school bonds
Other bonds	416,158.00
Other debt service
Deferred Charges	\$39,215.28
Total County Expenditures ..	\$19,095,181.44
Reserve for Uncollected Taxes
Grand Total Budget	\$19,095,181.44

REVENUES REALIZED—1967

Surplus appropriated	\$800,000.00
Miscellaneous revenues realized	1,762,509.53
State-aid revenues realized	1,843,692.33
Delinquent tax collections
Current tax collections	14,685,937.44
Total Receipts and Revenues ..	\$19,092,139.30

CURRENT FINANCES, DECEMBER 31, 1967

Cash	\$9,350,311.50
Receivables	65,184.17
Deferred charges and emergencies ..	1,340,124.00
Total	\$10,755,619.67
Cash liabilities	\$9,953,717.14
Reserves for receivables	65,184.17
Surplus revenue	736,718.36
Total	\$10,755,619.67

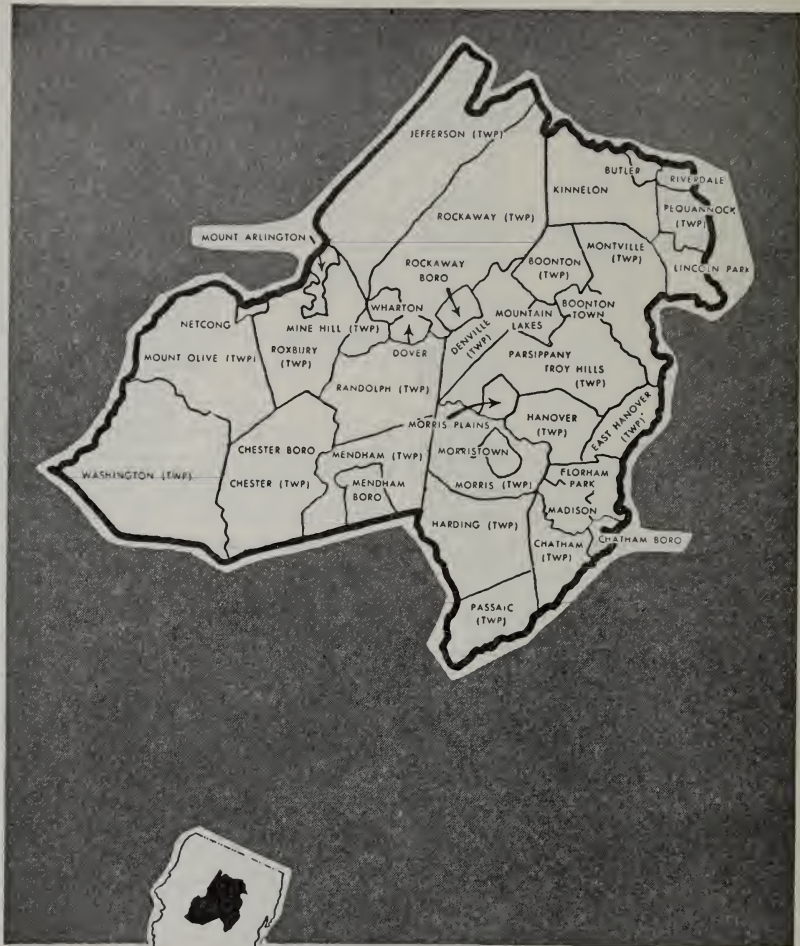
CAPITAL DEBT, DECEMBER 31, 1967

Gross debt	\$17,835,000.00
Statutory deductions	35,457.00
Net Debt	17,799,543.00
Equalized Valuation Basis 1965, 1966, 1967	\$2,428,312,101.00
Per Cent of Net Debt	0.73

CAPITAL OUTLAY, 1967 (by ordinance)

Buildings and equipment
General	\$1,413,827.04
Institutional	67,615.33
Educational	1,184,069.00
Roads and bridges	288,039.02
Parks and playgrounds	556,207.43
Other purposes	140,691.24
Total	\$3,650,449.06

MORRIS COUNTY



County Seat: Morristown

Population Census, 1960	261,620
Population Census, 1967 Est. ..	350,640
Land Area (sq. mi.)	477.7
Density (per sq. mi.)	547.67
Net Valuation Taxable	\$1,172,215,795.00
Equalized Valuation	\$2,828,890,123.00
Tax Levy (including Bank Stock Tax)	\$10,344,219.67

Note:—The Borough of Victory Gardens was created in 1951 from a portion of the Township of Randolph. (See Chapter 259, P. L. 1951.)

MORRIS COUNTY

EXPENDITURES FOR 1967

General Government	\$1,647,501.00
Administrative and executive	146,795.00
Department of finance	68,775.00
Legal department	52,012.00
Clerk of the board	57,575.00
County clerk	300,680.00
County register
County surrogate	107,060.00
Purchasing department	16,885.00
Buildings and grounds	388,450.00
Planning and development	165,369.00
Group insurance for employees	62,000.00
Insurance—other	200,000.00
Other activities	81,900.00
Judiciary	812,774.66
General county courts	341,295.00
District court	62,895.00
Prosecutor's office	306,969.66
Jury commission—jurors	89,165.00
Law library	12,450.00
Regulation	640,967.26
Sheriff's office	117,596.50
County police
Weights and measures department	51,610.00
Board of taxation	39,800.00
Chief medical examiner	23,585.00
Elections	264,017.76
Shade tree commission	77,338.00
Civil defense and disaster control	46,130.00
Other activities	20,890.00
Roads and Bridges	1,895,250.00
State aid motor vehicle funds	433,860.00
County funds	1,461,390.00
Agreements with municipalities to perform state aid work
Correctional and Penal	500,073.05
Penitentiary, jail, etc.	243,654.50
Probation department	256,418.55
Other activities
Health and Welfare	4,676,486.00
County health department
County welfare board	784,607.00
Tubercular patients	91,050.00
Mental health activities	1,326,377.00
Child welfare	238,982.94
County aid to general hospitals	330,000.00
County general hospitals, homes	1,446,442.06
Mosquito extermination	395,327.00
Other activities	63,700.00
Education and Recreation	756,658.50
County superintendent of schools	48,810.00
Vocational schools
County extension service	50,545.00
County colleges	194,782.00
Other educational activities	21,300.00
Parks and/or commission	441,221.50
Statutory Expenditures	634,779.09
Unclassified (incl. contingent) ..	57,800.00
Total County Functions	\$11,622,289.56
Capital Improvements	\$1,175,256.00

Debt Service	\$1,533,411.35
Redemption of bonds
Road and bridge bonds
Park bonds	140,000.00
Vocational school bonds
Other bonds	1,035,000.00
Redemption of notes
Interest on notes	11,000.00
Interest on bonds
Road and bridge bonds	78,209.20
Vocational school bonds
Other bonds	269,202.15
Other debt service
Deferred Charges	\$68,332.76
Total County Expenditures ..	\$14,399,289.67
Reserve for Uncollected Taxes
Grand Total Budget	\$14,399,289.67

REVENUES REALIZED—1967

Surplus appropriated	\$1,000,000.00
Miscellaneous revenues realized	2,246,924.59
State-aid revenues realized	1,407,329.43
Delinquent tax collections
Current tax collections	10,344,219.67
Total Receipts and Revenues ..	\$14,998,473.69

CURRENT FINANCES, DECEMBER 31, 1967

Cash	\$3,756,278.61
Receivables	180,215.80
Deferred charges and emergencies ..	998,230.00
Total	\$4,934,724.41
Cash liabilities	\$2,141,294.15
Reserves for receivables	180,215.80
Surplus revenue	2,613,214.46
Total	\$4,934,724.41

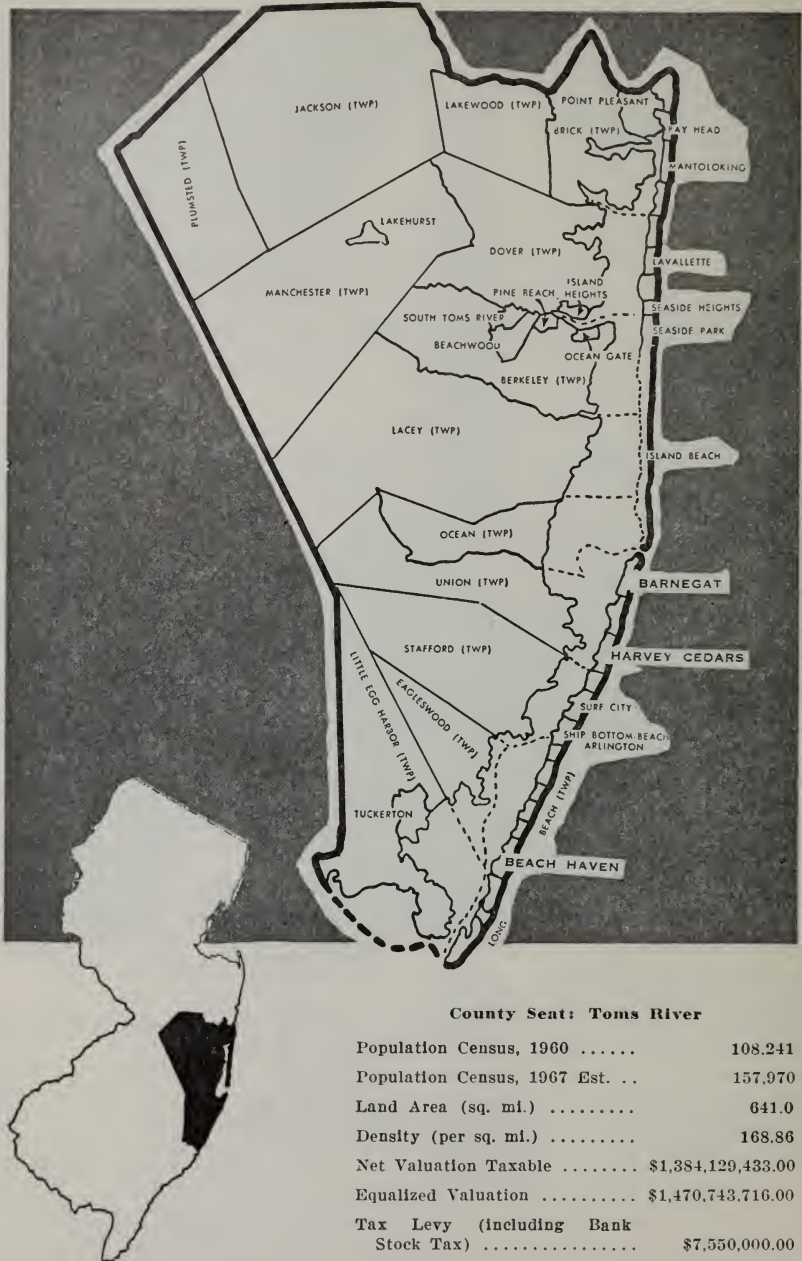
CAPITAL DEBT, DECEMBER 31, 1967

Gross debt	\$22,143,500.00
Statutory deductions
Net Debt	\$22,143,500.00
Equalized Valuation Basis
1965, 1966, 1967	\$2,530,791,619.00
Per Cent of Net Debt	0.87

CAPITAL OUTLAY, 1967 (by ordinance)

Buildings and equipment
General	\$2,037,843.41
Educational	1,644,186.99
Roads and bridges	668,516.69
Parks and playgrounds	647,041.70
Other purposes
Total	\$4,997,588.79

OCEAN COUNTY



OCEAN COUNTY

EXPENDITURES FOR 1967

General Government	\$915,294.46
Administrative and executive	82,514.16
Department of finance	42,741.04
Legal department	48,212.38
Clerk of the board	19,185.84
County clerk	184,000.00
County register	42,319.31
County surrogate	42,319.31
Purchasing department	282,982.80
Buildings and grounds	35,200.00
Planning and development	86,000.00
Group insurance for employees	92,138.93
Insurance—other	92,138.93
Other activities
Judiciary	748,015.16
General county courts	429,288.97
District court	38,914.60
Prosecutor's office	171,000.00
Jury commission—jurors	105,811.59
Law library	3,000.00
Regulation	540,473.58
Sheriff's office	177,500.00
County police	12,739.75
Weights and measures department	30,661.56
Board of taxation	30,000.00
Chief medical examiner	212,800.00
Elections
Shade tree commission	25,402.10
Civil defense and disaster control	51,370.17
Other activities
Roads and Bridges	1,930,076.14
State aid motor vehicle funds	571,140.00
County funds	1,183,936.14
Agreements with municipalities to perform state aid work	175,000.00
Correctional and Penal	357,588.22
Penitentiary, jail, etc.	259,000.00
Probation department	98,588.22
Other activities
Health and Welfare	1,985,834.26
County health department	153,263.56
County welfare board	894,292.83
Tubercular patients	3,000.00
Mental health activities	379,827.07
Child welfare	149,460.92
County aid to general hospitals ..	183,740.00
County general hospitals, homes ..	195,000.00
Mosquito extermination	27,249.88
Other activities
Education and Recreation	833,450.17
County superintendent of schools ..	39,000.00
Vocational schools	120,025.17
County extension service	43,425.00
County colleges	350,000.00
Other educational activities	281,000.00
Parks and/or commission
Statutory Expenditures	403,024.96
Unclassified (incl. contingent) ..	280,625.14
Total County Functions	\$7,994,382.09
Capital Improvements	\$2,429,819.45

Debt Service	\$35,322.50
Redemption of bonds
Road and bridge bonds	15,000.00
Park bonds
Vocational school bonds
Other bonds
Redemption of notes
Interest on notes	20,000.00
Interest on bonds
Road and bridge bonds	322.50
Park bonds
Vocational school bonds
Other bonds
Other debt service
Deferred Charges	\$813,200.00
Total County Expenditures	\$11,272,724.04
Reserve for Uncollected Taxes ..	\$5,196.42
Grand Total Budget	\$11,277,920.46

REVENUES REALIZED—1967

Surplus appropriated	\$185,182.93
Miscellaneous revenues realized	1,484,077.30
State-aid revenues realized	1,912,078.02
Delinquent tax collections
Current tax collections	7,550,000.00
Total Receipts and Revenues	\$11,131,338.25

CURRENT FINANCES, DECEMBER 31, 1967

Cash	\$1,842,544.61
Receivables	36,692.96
Deferred charges and emergencies ..	1,506,152.21
Total	\$3,385,389.78
Cash liabilities	\$2,438,721.41
Reserves for receivables	36,692.96
Surplus revenue	909,975.41
Total	\$3,385,389.78

CAPITAL DEBT, DECEMBER 31, 1967

Gross debt	\$675,000.00
Statutory deductions
Net Debt	\$675,000.00

Equalized Valuation Basis	
1965, 1966, 1967	\$1,358,535,618.00
Per Cent of Net Debt	0.04

CAPITAL OUTLAY, 1967 (by ordinance)

Buildings and equipment
General
Institutional	\$1,000.00
Educational
Roads and bridges	68,075.95
Parks and playgrounds
Other purposes
Total	\$69,075.95

PASSAIC COUNTY



County Seat: Paterson

Population Census, 1960	406,618
Population Census, 1967 Est. . .	458,060
Land Area (sq. mi.)	192.2
Density (per sq. mi.)	2,115.60
Net Valuation Taxable	\$2,624,612,561.00
Equalized Valuation	\$2,956,550,465.00
Tax Levy (Including Bank Stock Tax)	\$15,475,885.73

PASSAIC COUNTY

EXPENDITURES FOR 1967

General Government	\$1,638,116.00
Administrative and executive	137,230.00
Department of finance	122,487.00
Legal department	97,248.00
Clerk of the board	39,911.00
County clerk	145,242.00
County register	140,163.00
County surrogate	97,352.00
Purchasing department	52,915.00
Buildings and grounds	267,221.00
Planning and development	70,670.00
Group insurance for employees ...	175,900.00
Insurance—other	230,504.00
Other activities	61,273.00
Judiciary	2,167,271.21
General county courts	1,058,583.04
District court	257,766.00
Prosecutor's office	590,465.17
Jury commission—jurors	244,302.00
Law library	16,155.00
Regulation	653,145.00
Sheriff's office	153,840.00
County police	1,058,583.04
Weights and measures department	12,862.00
Board of taxation	62,815.00
Chief medical examiner	62,274.00
Elections	299,476.00
Shade tree commission
Civil defense and disaster control	50,850.00
Other activities	11,028.00
Roads and Bridges	1,111,396.00
State aid motor vehicle funds ...	309,260.00
County funds	802,136.00
Agreements with municipalities to perform state aid work
Correctional and Penal	1,031,813.00
Penitentiary, jail, etc.	468,527.00
Probation department	563,286.00
Other activities
Health and Welfare	10,980,151.16
County health department
County welfare board	3,359,719.59
Tubercular patients	8,800.00
Mental health activities	2,746,015.57
Child welfare	763,837.00
County aid to general hospitals ..	968,000.00
County general hospitals, homes ..	2,907,848.00
Mosquito extermination	191,472.00
Other activities	34,459.00
Education and Recreation	598,001.00
County superintendent of schools	15,700.00
Vocational schools	208,155.00
County extension service	45,646.00
County colleges	4,000.00
Other educational activities	324,500.00
Parks and/or commission
Statutory Expenditures	715,700.00
Unclassified (incl. contingent) ..	82,000.00
Total County Functions	\$18,977,593.37
Capital Improvements	200,000.00

Debt Service	\$1,198,416.00
Redemption of bonds
Road and bridge bonds	100,000.00
Park bonds	35,000.00
Vocational school bonds
Other bonds	680,000.00
Redemption of notes	1,000.00
Interest on notes
Interest on bonds
Road and bridge bonds	33,278.75
Park bonds
Vocational school bonds
Other bonds	349,137.25
Other debt service
Deferred Charges	\$58,908.73
Total County Expenditures ..	\$20,434,918.10
Reserve for Uncollected Taxes
Grand Total Budget	\$20,434,918.10

REVENUES REALIZED—1967

Surplus appropriated	\$1,510,000.00
Miscellaneous revenues realized	2,681,643.65
State-aid revenues realized	597,294.29
Delinquent tax collections
Current tax collections	15,475,885.73
Total Receipts and Revenues ..	\$20,264,823.67

CURRENT FINANCES, DECEMBER 31, 1967

Cash	\$2,373,475.32
Receivables	68,800.00
Deferred charges and emergencies ..	557,540.70
Total	\$2,999,816.02
Cash liabilities	\$1,819,086.54
Reserves for receivables	68,800.00
Surplus revenue	1,111,929.48
Total	\$2,999,816.02

CAPITAL DEBT, DECEMBER 31, 1967

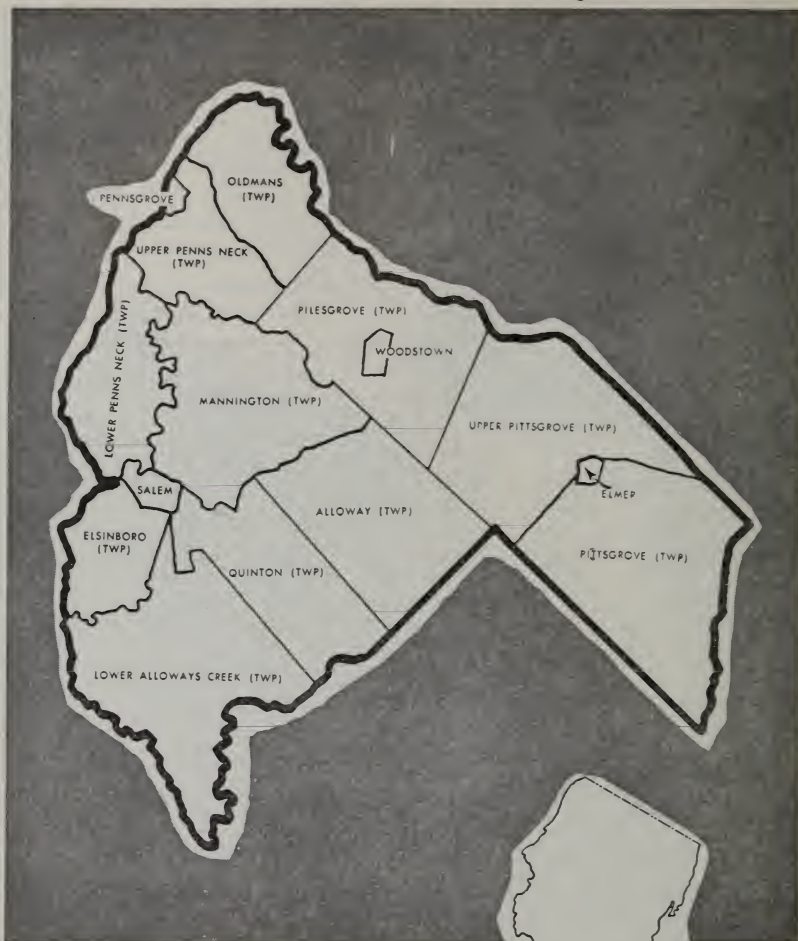
Gross debt	\$24,155,645.00
Statutory deductions
Net Debt	\$24,155,645.00

Equalized Valuation Basis	
1965, 1966, 1967	\$2,715,230,932.00
Per Cent of Net Debt	0.88

CAPITAL OUTLAY, 1967 (by ordinance)

Buildings and equipment
General	\$1,533,590.64
Institutional	9,073.15
Educational	2,052.00
Roads and bridges	903,046.30
Parks and playgrounds
Other purposes	55,937.29
Total	\$2,503,699.38

SALEM COUNTY



County Seat: Salem

Population Census, 1960	58,711
Population Census, 1967 Est. ..	66,250
Land Area (sq. ml.)	343.02
Density (per sq. ml.)	171.16
Net Valuation Taxable	\$88,507,932.00
Equalized Valuation	\$343,524,109.00
Tax Levy (including Bank Stock Tax)	\$2,319,541.00

Note:—Lower Penns Neck Township changed its name to Pennsville Township in 1965.

SALEM COUNTY

EXPENDITURES FOR 1967

General Government	\$428,360.00
Administrative and executive	71,532.00
Department of finance	46,604.00
Legal department	28,700.00
Clerk of the board	9,352.00
County clerk	70,890.00
County register	29,600.00
County surrogate	74,500.00
Purchasing department	44,522.00
Buildings and grounds	17,750.00
Planning and development	35,000.00
Group insurance for employees	
Insurance—other	
Other activities	
Judiciary	123,136.00
General county courts	64,200.00
District court	38,186.00
Prosecutor's office	17,000.00
Jury commission—jurors	3,750.00
Law library	
Regulation	170,696.00
Sheriff's office	52,122.00
County police	10,786.00
Weights and measures department	5,460.00
Board of taxation	12,000.00
Chief medical examiner	65,028.00
Elections	11,800.00
Shade tree commission	13,500.00
Civil defense and disaster control	
Other activities	
Roads and Bridges	698,191.30
State aid motor vehicle funds	382,158.00
County funds	316,033.30
Agreements with municipalities to perform state aid work	
Correctional and Penal	180,586.00
Penitentiary, jail, etc.	108,800.00
Probation department	71,786.00
Other activities	
Health and Welfare	1,265,983.00
County health department	88,674.00
County welfare board	334,823.00
Tubercular patients	14,906.00
Mental health activities	342,150.00
Child welfare	98,500.00
County aid to general hospitals	105,000.00
County general hospitals, homes	210,000.00
Mosquito extermination	50,000.00
Other activities	21,930.00
Education and Recreation	190,300.00
County superintendent of schools	18,600.00
Vocational schools	125,000.00
County extension service	46,700.00
County colleges	
Other educational activities	
Parks and/or commission	
Statutory Expenditures	150,500.00
Unclassified (incl. contingent) ..	8,820.00
Total County Functions	\$3,216,572.30
Capital Improvements	\$738,633.70

Debt Service	\$500.00
Redemption of bonds	
Road and bridge bonds	
Park bonds	
Vocational school bonds	
Other bonds	
Redemption of notes	
Interest on notes	500.00
Interest on bonds	
Road and bridge bonds	
Park bonds	
Vocational school bonds	
Other bonds	
Other debt service	
Deferred Charges	
Total County Expenditures ..	\$3,955,706.00
Reserve for Uncollected Taxes ..	
Grand Total Budget	\$3,955,706.00

REVENUES REALIZED—1967

Surplus appropriated	\$390,000.00
Miscellaneous revenues realized	438,721.39
State-aid revenues realized	1,114,978.35
Delinquent tax collections	
Current tax collections	2,319,541.00
Total Receipts and Revenues ..	\$4,263,240.74

CURRENT FINANCES, DECEMBER 31, 1967

Cash	\$992,337.45
Receivables	13,658.69
Deferred charges and emergencies ..	619,667.00
Total	\$1,625,663.14
Cash liabilities	\$885,238.21
Reserves for receivables	13,658.69
Surplus revenue	726,766.24
Total	\$1,625,663.14

CAPITAL DEBT, DECEMBER 31, 1967

Gross debt	\$970,000.00
Statutory deductions	
Net Debt	\$970,000.00

Equalized Valuation Basis

1965, 1966, 1967	\$282,700,404.00
Per Cent of Net Debt	0.34

CAPITAL OUTLAY, 1967 (by ordinance)

Buildings and equipment	\$327,607.98
General	
Institutional	
Educational	
Roads and bridges	
Parks and playgrounds	
Other purposes	
Total	\$327,607.98

SOMERSET COUNTY



County Seat: Somerville

Population Census, 1960	143,913
Population Census, 1967 Est. ..	194,220
Land Area (sq. mi.)	305.1
Density (per sq. mi.)	471.69
Net Valuation Taxable	\$635,829,297.00
Equalized Valuation	\$1,475,249,814.00
Tax Levy (including Bank Stock Tax)	\$5,630,468.10

SOMERSET COUNTY

EXPENDITURES FOR 1967

General Government	\$801,223.23
Administrative and executive	164,010.00
Department of finance	45,002.00
Legal department	37,762.00
Clerk of the board	20,718.84
County clerk	112,381.73
County register	43,028.00
County surrogate	202,200.00
Purchasing department	114,426.66
Buildings and grounds	21,794.00
Planning and development	39,400.00
Group insurance for employees	500.00
Insurance—other	500.00
Other activities	500.00
Judiciary	465,255.49
General county courts	204,642.91
District court	39,358.58
Prosecutor's office	154,318.00
Jury commission—jurors	56,398.00
Law library	10,538.00
Regulation	377,580.98
Sheriff's office	119,000.09
County police	22,754.18
Weights and measures department	42,782.00
Board of taxation	16,300.00
Chief medical examiner	171,244.71
Elections	5,500.00
Shade tree commission	5,500.00
Civil defense and disaster control	5,500.00
Other activities	5,500.00
Roads and Bridges	1,139,069.14
State aid motor vehicle funds	303,920.00
County funds	835,149.14
Agreements with municipalities to perform state aid work
Correctional and Penal	364,811.91
Penitentiary, jail, etc.	190,756.91
Probation department	174,055.00
Other activities
Health and Welfare	1,848,625.17
County health department	1,000.00
County welfare board	603,887.00
Tubercular patients	45,844.00
Mental health activities	719,688.44
Child welfare	155,318.73
County aid to general hospitals ..	210,000.00
County general hospitals, homes ..	74,987.00
Mosquito extermination	74,987.00
Other activities	37,900.00
Education and Recreation	995,862.52
County superintendent of schools ..	29,952.52
Vocational schools	429,196.00
County extension service	50,714.00
County colleges	61,000.00
Other educational activities	425,000.00
Parks and/or commission	425,000.00
Statutory Expenditures	322,115.10
Unclassified (incl. contingent) ..	5,785.00
Total County Functions	\$6,320,328.54
Capital Improvements	\$850,000.00

Debt Service	\$340,500.00
Redemption of bonds
Road and bridge bonds
Park bonds	65,000.00
Vocational school bonds
Other bonds	205,000.00
Redemption of notes
Interest on notes
Interest on bonds
Road and bridge bonds
Park bonds	26,853.00
Vocational school bonds
Other bonds	43,647.00
Other debt service
Deferred Charges
Total County Expenditures ..	\$7,510,828.54
Reserve for Uncollected Taxes
Grand Total Budget	\$7,510,828.54

REVENUES REALIZED—1967

Surplus appropriated	\$700,000.00
Miscellaneous revenues realized	603,146.92
State-aid revenues realized	966,896.52
Delinquent tax collections	5,630,468.10
Current tax collections	5,630,468.10
Total Receipts and Revenues ..	\$7,900,511.54

CURRENT FINANCES, DECEMBER 31, 1967

Cash	\$1,713,859.23
Receivables	125,066.60
Deferred charges and emergencies ..	580,017.00
Total	\$2,418,942.83
Cash liabilities	\$1,608,052.72
Reserves for receivables	125,066.60
Surplus revenue	685,823.51
Total	\$2,418,942.83

CAPITAL DEBT, DECEMBER 31, 1967

Gross debt	\$6,734,000.00
Statutory deductions	905,000.00
Net Debt	5,829,000.00
Equalized Valuation Basis	
1965, 1966, 1967	\$1,314,871,990.00
Per Cent of Net Debt	0.44

CAPITAL OUTLAY, 1967 (by ordinance)

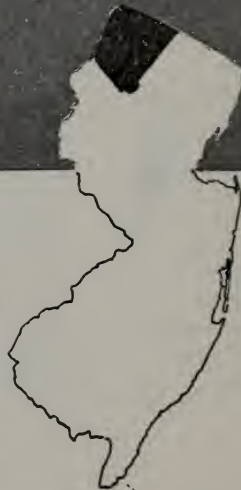
Buildings and equipment
General	\$677,272.09
Institutional	467,425.82
Educational	289,500.90
Roads and bridges	767,570.56
Parks and playgrounds	444,213.94
Other purposes	444,213.94
Total	\$2,645,983.31

SUSSEX COUNTY



County Seat: Newton

Population Census, 1960	49,255
Population Census, 1967 Est. ..	65,240
Land Area (sq. mi.)	526.3
Density (per sq. mi.)	93.59
Net Valuation Taxable	\$445,885,890.00
Equalized Valuation	\$569,705,003.00
Tax Levy (including Bank Stock Tax)	\$3,447,328.49



SUSSEX COUNTY

EXPENDITURES FOR 1967

General Government	\$525,231.54
Administrative and executive	39,824.00
Department of finance	27,427.04
Legal department	10,161.20
Clerk of the board	15,949.38
County clerk	121,194.05
County register	26,532.30
County surrogate	122,000.00
Purchasing department	43,039.96
Buildings and grounds	59,538.10
Planning and development	58,665.51
Group insurance for employees	900.00
Insurance—other	
Other activities	
Judiciary	135,757.72
General county courts	50,668.55
District court	33,251.53
Prosecutor's office	30,642.64
Jury commission—jurors	18,895.00
Law library	2,300.00
Regulation	181,564.90
Sheriff's office	29,817.16
County police	27,525.17
Weights and measures department	23,596.00
Board of taxation	13,000.00
Chief medical examiner	45,059.10
Elections	1,200.00
Shade tree commission	40,777.47
Civil defense and disaster control	590.00
Other activities	
Roads and Bridges	2,053,848.80
State aid motor vehicle funds	345,074.80
County funds	1,529,669.05
Agreements with municipalities to perform state aid work	179,104.95
Correctional and Penal	114,230.63
Penitentiary, jail, etc.	69,753.54
Probation department	44,477.09
Other activities	
Health and Welfare	1,148,855.80
County health department	70,678.02
County welfare board	286,346.10
Tubercular patients	15,656.65
Mental health activities	338,996.50
Child welfare	102,071.21
County aid to general hospitals ..	50,000.00
County general hospitals, homes ..	263,677.32
Mosquito extermination	500.00
Other activities	20,930.00
Education and Recreation	139,043.26
County superintendent of schools ..	22,185.12
Vocational schools	76,620.00
County extension service	39,738.14
County colleges	
Other educational activities	500.00
Parks and/or commission	
Statutory Expenditures	224,320.00
Unclassified (incl. contingent) ..	10,261.31
Total County Functions	\$4,533,113.96
Capital Improvements	\$864,478.38

Debt Service	
Redemption of bonds	
Road and bridge bonds	
Park bonds	
Vocational school bonds	
Other bonds	
Redemption of notes	
Interest on notes	
Interest on bonds	
Road and bridge bonds	
Park bonds	
Vocational school bonds	
Other bonds	
Other debt service	
Deferred Charges	\$6,958.09
Total County Expenditures ..	\$5,404,550.43
Reserve for Uncollected Taxes ..	
Grand Total Budget	<u>\$5,404,550.43</u>

REVENUES REALIZED—1967

Surplus appropriated	\$441,000.00
Miscellaneous revenues realized ..	728,349.68
State-aid revenues realized	884,052.06
Delinquent tax collections	
Current tax collections	3,447,328.49
Total Receipts and Revenues ..	<u>\$5,500,730.23</u>

CURRENT FINANCES, DECEMBER 31, 1967

Cash	\$1,367,857.58
Receivables	44,102.09
Deferred charges and emergencies ..	630,730.00
Total	<u>\$2,042,689.67</u>
Cash liabilities	\$1,355,413.11
Reserves for receivables	44,102.09
Surplus revenue	643,174.47
Total	<u>\$2,042,689.67</u>

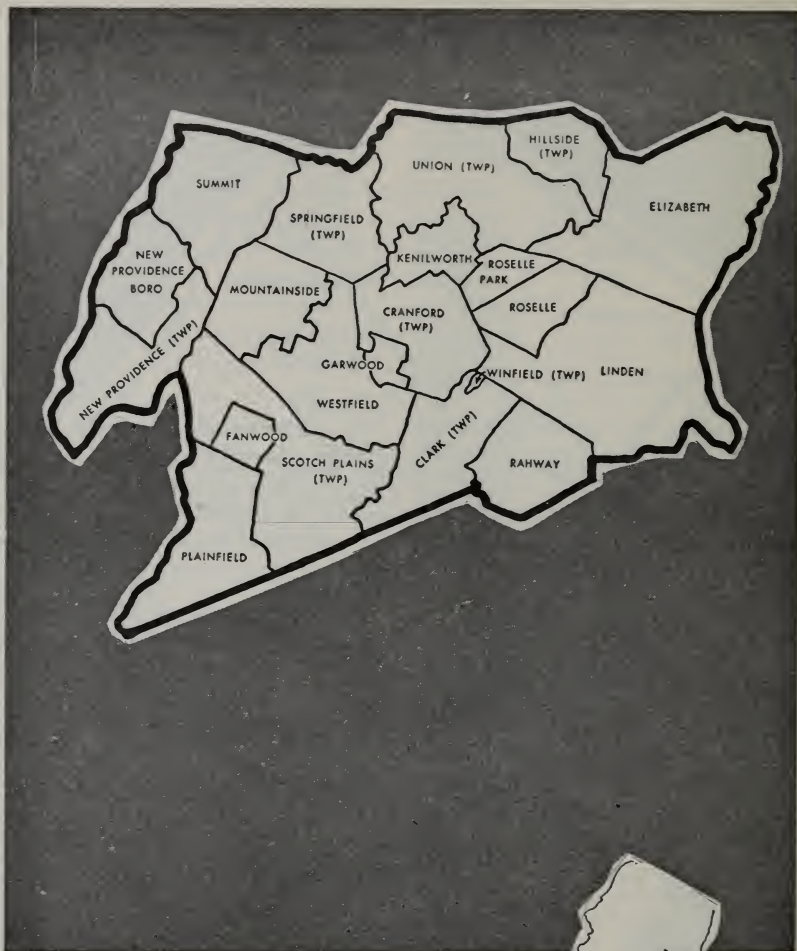
CAPITAL DEBT, DECEMBER 31, 1967

Gross debt	\$2,601,278.00
Statutory deductions	76,278.00
Net Debt	<u>\$2,525,000.00</u>
Equalized Valuation Basis	
1965, 1966, 1967	\$531,308,400.00
Per Cent of Net Debt	0.47

CAPITAL OUTLAY, 1967 (by ordinance)

Buildings and equipment	
General	
Institutional	
Educational	\$1,237,757.23
Roads and bridges	
Parks and playgrounds	
Other purposes	
Total	<u>\$1,237,757.23</u>

UNION COUNTY



County Seat: Elizabeth

Population Census, 1960	504,255
Population Census, 1967 Est. ..	571,190
Land Area (sq. mi.)	103.39
Density (per sq. mi.)	4.877.21
Net Valuation Taxable	\$1,953,248,909.00
Equalized Valuation	\$4,561,916,717.00
Tax Levy (including Bank Stock Tax)	\$16,272,768.00



Note:—New Providence Township changed its name to Berkeley Heights Township in 1951.

UNION COUNTY

EXPENDITURES FOR 1967

General Government	\$2,535,449.31
Administrative and executive	290,963.00
Department of finance	157,850.00
Legal department	135,525.00
Clerk of the board	76,885.00
County clerk	80,150.00
County register	184,800.00
County surrogate	124,100.00
Purchasing department	47,000.00
Buildings and grounds	990,975.00
Planning and development	59,982.00
Group insurance for employees ...	125,250.00
Insurance—other	238,229.31
Other activities	23,740.00
Judiciary	2,406,960.00
General county courts	1,518,625.00
District court	313,850.00
Prosecutor's office	534,450.00
Jury commission—jurors	28,150.00
Law library	11,885.00
Regulation	953,020.00
Sheriff's office	176,695.00
County police	57,425.00
Weights and measures department ..	36,800.00
Board of taxation	66,400.00
Chief medical examiner	487,200.00
Elections	93,550.00
Shade tree commission	34,950.00
Civil defense and disaster control
Other activities
Roads and Bridges	860,915.00
State aid motor vehicle funds	274,500.00
County funds	586,415.00
Agreements with municipalities to perform state aid work
Correctional and Penal	1,112,110.00
Penitentiary, jail, etc.	577,510.00
Probation department	534,600.00
Other activities
Health and Welfare	8,726,245.69
County health department
County welfare board	1,875,270.63
Tubercular patients	305,605.00
Mental health activities	2,045,825.00
Child welfare	414,900.00
County aid to general hospitals ..	1,000,000.00
County general hospitals, homes
Mosquito extermination	268,235.00
Other activities	66,410.00
Education and Recreation	1,722,108.00
County superintendent of schools ..	35,150.00
Vocational schools	282,000.00
County extension service	62,800.00
County colleges	185,000.00
Other educational activities
Parks and/or commission	1,157,158.00
Statutory Expenditures	1,025,664.99
Unclassified (Incl. contingent) ..	40,560.00
Total County Functions	\$19,383,032.99
Capital Improvements	\$171,800.00

Debt Service	\$1,425,800.00
Redemption of bonds
Road and bridge bonds	125,000.00
Park bonds
Vocational school bonds	884,000.00
Other bonds	6,000.00
Redemption of notes	68,600.00
Interest on notes	342,200.00
Interest on bonds
Road and bridge bonds
Park bonds
Vocational school bonds
Other bonds
Other debt service
Deferred Charges	\$84,535.01
Total County Expenditures ..	\$21,064,668.00
Reserve for Uncollected Taxes
Grand Total Budget	\$21,064,668.00

REVENUES REALIZED—1967

Surplus appropriated	\$1,500,000.00
Miscellaneous revenues realized	3,022,561.11
State-aid revenues realized	496,094.41
Delinquent tax collections
Current tax collections	16,272,768.00
Total Receipts and Revenues ..	\$21,291,423.52

CURRENT FINANCES, DECEMBER 31, 1967

Cash	\$2,750,722.32
Receivables	195,822.81
Deferred charges and emergencies ..	8,500.00
Total	\$2,955,045.13
Cash liabilities	\$1,353,431.78
Reserves for receivables	195,822.81
Surplus revenue	1,405,790.54
Total	\$2,955,045.13

CAPITAL DEBT, DECEMBER 31, 1967

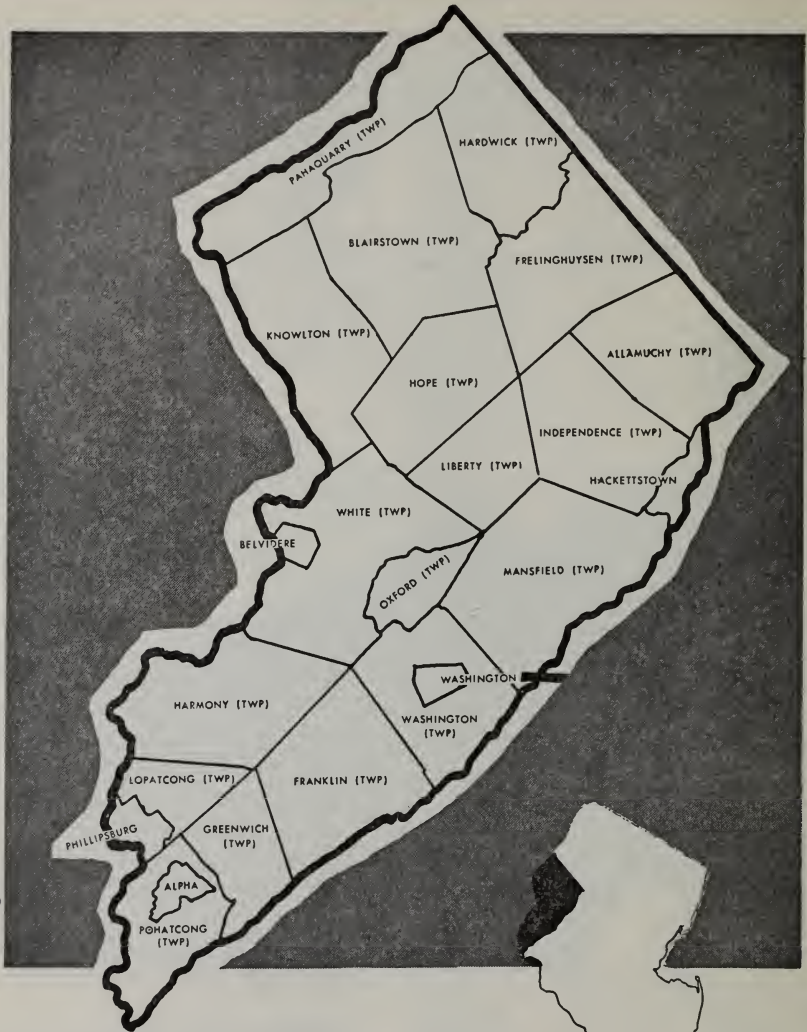
Gross debt	\$21,450,750.00
Statutory deductions	1,060,000.00
Net Debt	\$20,390,750.00

Equalized Valuation Basis 1965, 1966, 1967	\$4,112,657,135.00
Per Cent of Net Debt	0.49

CAPITAL OUTLAY, 1967 (by ordinance)

Buildings and equipment
General	\$125,004.28
Institutional	122,634.14
Educational	2,003,552.24
Roads and bridges	389,444.39
Parks and playgrounds	288,000.00
Other purposes	167,170.92
Total	\$3,095,805.97

WARREN COUNTY



County Seat: Belvidere

Population Census, 1960	63,220
Population Census, 1967 Est. ..	72,900
Land Area (sq. ml.)	362.0
Density (per sq. ml.)	174.64
Net Valuation Taxable	\$341,105,053.00
Equalized Valuation	\$413,760,704.00
Tax Levy (Including Bank Stock Tax)	\$2,728,743.44

WARREN COUNTY

EXPENDITURES FOR 1967

General Government	\$341,652.00
Administrative and executive	25,650.00
Department of finance	3,812.00
Legal department	17,374.00
Clerk of the board	31,470.00
County clerk	69,640.00
County register	25,340.00
County surrogate	25,340.00
Purchasing department	67,400.00
Buildings and grounds	24,966.00
Planning and development	24,000.00
Group insurance for employees	51,000.00
Insurance—other	1,000.00
Other activities	1,000.00
Judiciary	177,405.00
General county courts	79,450.00
District court	24,950.00
Prosecutor's office	40,480.00
Jury commission—jurors	28,000.00
Law library	4,525.00
Regulation	121,973.00
Sheriff's office	27,470.00
County police	16,223.00
Weights and measures department	12,810.00
Board of taxation	4,100.00
Chief medical examiner	57,370.00
Elections	4,000.00
Shade tree commission	4,000.00
Civil defense and disaster control	4,000.00
Other activities	4,000.00
Roads and Bridges	1,067,910.00
State aid motor vehicle funds	289,151.15
County funds	778,758.85
Agreements with municipalities to perform state aid work
Correctional and Penal	106,800.00
Penitentiary, jail, etc.	46,000.00
Probation department	60,300.00
Other activities
Health and Welfare	1,344,388.75
County health department	56,750.00
County welfare board	260,910.75
Tubercular patients	2,000.00
Mental health activities	448,660.00
Child welfare	133,500.00
County aid to general hospitals ..	66,800.00
County general hospitals, homes ..	354,100.00
Mosquito extermination	5,000.00
Other activities	16,668.00
Education and Recreation	185,710.00
County superintendent of schools ..	10,190.00
Vocational schools	128,900.00
County extension service	41,620.00
County colleges
Other educational activities
Parks and/or commission	5,000.00
Statutory Expenditures	171,400.00
Unclassified (incl. contingent) ..	8,000.00
Total County Functions	\$3,524,738.75
Capital Improvements	\$80,000.00

Debt Service	\$199,580.00
Redemption of bonds
Road and bridge bonds
Park bonds
Vocational school bonds
Other bonds	135,000.00
Redemption of notes
Interest on notes	2,000.00
Interest on bonds
Road and bridge bonds
Park bonds
Vocational school bonds
Other bonds	62,580.00
Other debt service
Deferred Charges	\$12,375.84
Total County Expenditures	\$3,816,694.59
Reserve for Uncollected Taxes
Grand Total Budget	\$3,816,694.59

REVENUES REALIZED—1967

Surplus appropriated	\$325,000.00
Miscellaneous revenues realized	552,824.61
State-aid revenues realized	314,276.64
Delinquent tax collections
Current tax collections	2,728,743.44
Total Receipts and Revenues ..	\$3,920,844.69

CURRENT FINANCES, DECEMBER 31, 1967

Cash	\$968,493.52
Receivables	15,000.00
Deferred charges and emergencies ..	45,000.00
Total	\$1,028,493.52
Cash liabilities	\$520,979.87
Reserves for receivables	15,000.00
Surplus revenue	492,513.65
Total	\$1,028,493.52

CAPITAL DEBT, DECEMBER 31, 1967

Gross debt	\$3,601,000.00
Statutory deductions
Net Debt	\$3,601,000.00

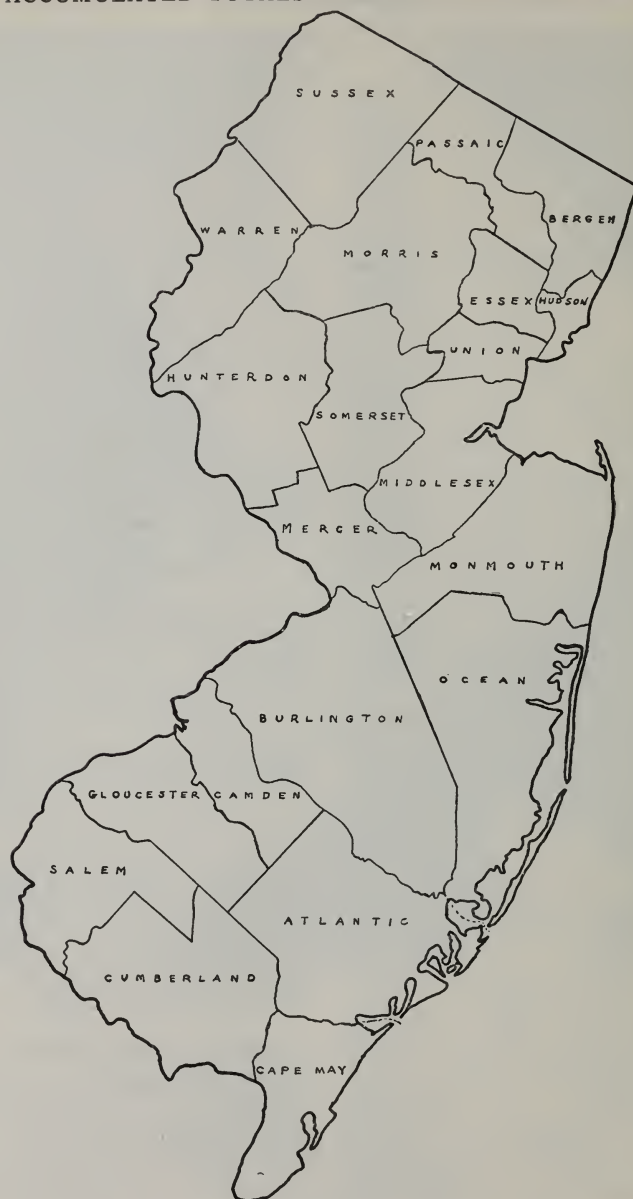
Equalized Valuation Basis

1965, 1966, 1967	\$360,531,842.00
Per Cent of Net Debt	0.99

CAPITAL OUTLAY, 1967 (by ordinance)

Buildings and equipment
General
Institutional
Educational	196,900.00
Roads and bridges	136,938.31
Parks and playgrounds
Other purposes
Total	\$333,838.31

ACCUMULATED TOTALS FOR ALL COUNTIES—1967



Accumulated Totals for All Counties—1967

Population Census, 1960	6,066,782
Population Census, 1967 Est....	7,078,400
Land Area (sq. mi.)	7,509.14
Density (per sq. mi.)	807.92
Net Valuation Taxable	\$29,751,794,393.00
Equalized Valuation	\$45,106,331,284.00
Tax Levy (including Bank	
Stock Tax)	\$263,983,274.17

ACCUMULATED TOTALS FOR ALL COUNTIES—1967

EXPENDITURES FOR 1967

General Government	\$35,024,661.71
Administrative and executive	3,331,966.57
Department of finance	1,879,430.90
Legal department	1,810,344.26
Clerk of the board	1,169,855.55
County clerk	3,893,733.12
County register	1,900,579.53
County surrogate	1,602,514.04
Purchasing department	840,652.83
Buildings and grounds	11,380,355.74
Planning and development	2,029,676.09
Group insurance for employees	2,488,320.25
Insurance—other	2,953,681.88
Other activities	643,550.95
Judiciary	24,431,672.01
General county courts	13,286,696.53
District court	2,876,188.59
Prosecutor's office	5,742,676.53
Jury commission—jurors	2,368,487.18
Law library	157,623.18
Regulation	16,599,791.84
Sheriff's office	3,875,870.04
County police	2,477,509.58
Weights and measures department	535,410.29
Board of taxation	881,950.90
Chief medical examiner	820,676.08
Elections	6,572,111.13
Shade tree commission	776,166.58
Civil defense and disaster control	525,549.03
Other activities	134,548.21
Roads and Bridges	29,724,877.48
State aid motor vehicle funds	8,243,034.40
County funds	21,127,738.13
Agreements with municipalities to perform state aid work	354,104.95
Correctional and Penal	17,495,798.39
Penitentiary, jail, etc.	11,146,380.09
Probation department	6,281,918.30
Other activities	67,500.00
Health and Welfare	150,487,000.78
County health department	2,331,353.02
County welfare board	43,660,855.54
Tubercular patients	10,694,809.15
Mental health activities	43,226,695.01
Child welfare	7,644,374.75
County aid to general hospitals	7,773,047.84
County general hospitals, homes	29,051,971.36
Mosquito extermination	3,592,822.94
Other activities	2,511,071.17
Education and Recreation	23,591,357.11
County superintendent of schools	647,156.99
Vocational schools	6,801,756.17
County extension service	950,440.91
County colleges	3,372,027.60
Other educational activities	241,089.65
Parks and/or commission	11,578,885.79
Statutory Expenditures	16,753,670.22
Unclassified (incl. contingent) ..	1,442,113.88
Total County Functions	\$315,550,943.42
Capital Improvements	\$21,098,499.22

Debt Service	\$21,638,061.96
Redemption of bonds	
Road and bridge bonds	3,091,250.76
Park bonds	841,080.92
Vocational school bonds	75,000.00
Other bonds	10,876,668.32
Redemption of notes	86,000.00
Interest on notes	501,482.91
Interest on bonds	467,265.40
Road and bridge bonds	572,608.94
Vocational school bonds	23,969.50
Other bonds	4,411,847.53
Other debt service	421,862.66
Deferred Charges	\$3,509,159.00
Total County Expenditures	\$361,816,663.60
Reserve for Uncollected Taxes
Grand Total Budget	\$361,816,663.60

REVENUES REALIZED—1967

Surplus appropriated	\$19,031,723.18
Miscellaneous revenues realized	49,106,609.62
State-aid revenues realized	34,033,379.52
Delinquent tax collections	283,025.04
Current tax collections	263,983,274.17
Total Receipts and Revenues	\$366,154,986.49

CURRENT FINANCES, DECEMBER 31, 1967

Cash	\$58,847,287.20
Receivables	7,523,756.25
Deferred charges and emergencies ..	19,293,654.49
Total	\$85,664,697.94
Cash liabilities	\$48,115,785.47
Reserves for receivables	7,523,756.25
Surplus revenue	30,025,156.22
Total	\$85,664,697.94

CAPITAL DEBT, DECEMBER 31, 1967

Gross debt	\$337,432,520.00
Statutory deductions	9,705,535.00
Net Debt	\$327,724,985.00
Equalized Valuation Basis	
1965, 1966, 1967	\$41,111,881,015.00
Per Cent of Net Debt	0.80

CAPITAL OUTLAY, 1967 (by ordinance)

Buildings and equipment	
General	\$8,155,553.54
Institutional	7,407,860.47
Educational	13,978,923.50
Roads and bridges	10,268,185.91
Parks and playgrounds	3,615,324.76
Other purposes	19,100,638.84
Total	\$62,526,487.02

ABSECON CITY—ATLANTIC COUNTY

Population U. S. Census, 1960—4,320
Estimated Population, 1967—5,500

Land Area 5.87 sq. mi.

Net Valuation Taxable \$13,336,718
Equalized Valuation \$28,530,405

EXPENDITURES FOR 1967

General Government

Administrative and executive \$55,290.00
Assessment and collection of taxes 30,850.00
Financial administration 2,600.00

Public Safety

Fire protection 16,185.00
Police protection 107,158.00
Other protection 3,500.00
Civil defense and disaster control

Streets and Roads

Repairs and maintenance 44,049.44
Street lighting 14,000.00

Sanitation

Street cleaning
Garbage and trash removal 30,400.00
Sanitary sewers

Health and Welfare

Health services 1,150.00
Welfare—public assistance 2,700.00
Hospitals 2,000.00

Recreation

Beaches and boardwalks
Parks and playgrounds 8,600.00
Other recreational services

Education (excl. school districts)

Libraries 650.00
Other educational services

Statutory Expenditures

..... 18,000.00

Unclassified Purposes

..... 5,000.00

Total Municipal Functions \$342,132.44

Per Capita—Municipal Functions

..... \$62.21

Capital Improvements

..... 67,157.77

Debt Service

..... \$30,625.00

Principal payments .. \$16,000.00
Interest payments .. 14,625.00

Per Capita—Debt Service

..... \$5.57

Deferred Charges

.....

Total Municipal Expenditures \$439,915.21

Required Payments for Local

School, County, and Special

District Taxes 557,767.80

TOTAL EXPENDITURES \$997,683.01

Reserve for Uncollected Taxes...

..... \$35,724.10

GRAND TOTAL \$1,033,407.11

REVENUES REALIZED IN 1967

Surplus revenue appropriated \$69,000.00

Miscellaneous revenues realized .. 146,851.90

State aid revenues realized 24,140.45

Delinquent tax and lien collections .. 26,843.43

Current tax collections 776,681.32

Emergency borrowings

TOTAL REVENUES \$1,043,517.10

CAPITAL OUTLAY (BY ORDINANCE) 1967

Beaches and boardwalks
Buildings and equipment \$3,196.50

Parks and playgrounds
Sanitary sewers 274.40

Streets and roads
Water supply
Other purposes

..... \$3,470.90

TAXES

Local school taxes \$358,333.00

County taxes 218,454.80

Special district taxes

..... \$576,787.80

Local purpose taxes 218,746.31

Veteran and senior citizen tax ... 45,190.00

Total tax levy (for rate purposes) \$840,724.11

.....

Per Capita Total Tax Levy ... \$152.86

General tax rate 6.29

Adjusted business personalty tax rate

Adjusted general tax rate

Current Taxes

1967 taxes levied (total) \$826,168.33

Collected in 1967 776,681.32

Per cent of levy col-

lected 94.01

Transferred to liens

Adjustments

Balance December 31, 1967 \$49,487.01

All Prior Years Taxes Outstanding

Balance January 1, 1967 \$28,828.15

Collected in 1967 26,252.39

Adjustments

Balance December 31, 1967 \$2,575.76

Tax Title Liens Outstanding

Balance January 1, 1967 \$10,282.63

Requemed by cash 591.04

Adjustments

Balance December 31, 1967 \$9,691.59

Property Acquired by Deed or Foreclosure

Balance January 1, 1967 \$139,394.42

Sale for cash 16,270.00

Adjustments

Balance December 31, 1967 \$123,124.42

CAPITAL DEBT, DECEMBER 31, 1967

Authorized—Issued and Unissued

	Gross Debt	Net Debt
School debt	\$210,000.00
Self-liquidating debt
Other capital debt	241,000.00	\$146,000.00
	\$451,000.00	\$146,000.00
Per Cent	1.68	0.54
Per Capita	\$82.00	\$26.55

Issued and Outstanding

School debt	\$210,000.00
Self-liquidating debt
Other capital debt	146,000.00
	\$356,000.00

Equalized Valuation Basis \$26,751,771.00

CURRENT FINANCES DECEMBER 31, 1967

Cash \$133,312.40

Taxes receivable 52,062.77

Tax title liens 9,691.59

Foreclosed property 123,124.42

Other receivables

Emergencies and deferred charges .. 100.00

State road aid receivable 22,828.74

..... \$341,119.92

Cash liabilities \$84,365.59

Reserves for receivables 184,878.78

Surplus revenue 71,875.55

..... \$341,119.92

* Includes \$19,020.00 Chapter VI School Debt Service.

ALEXANDRIA TOWNSHIP—HUNTERDON COUNTY

Population U. S. Census, 1960—1,629
Estimated Population, 1967—1,900

Land Area 28.20 sq. mi.

Net Valuation Taxable \$13,180,511
Equalized Valuation \$13,214,130

EXPENDITURES FOR 1967

General Government

Administrative and executive	\$9,895.00
Assessment and collection of taxes	3,700.00
Financial administration	1,800.00

Public Safety

Fire protection	2,150.00
Police protection	3,600.00
Other protection	580.99
Civil defense and disaster control	250.00

Streets and Roads

Repairs and maintenance	38,150.00
Street lighting	900.00

Sanitation

Street cleaning
Garbage and trash removal
Sanitary sewers

Health and Welfare

Health services	730.00
Welfare—public assistance	250.00
Hospitals

Recreation

Beaches and boardwalks
Parks and playgrounds
Other recreational services

Education (excl. school districts)

Libraries
Other educational services

Statutory Expenditures	1,200.00
------------------------------	----------

Unclassified Purposes	100.00
-----------------------------	--------

Total Municipal Functions \$63,305.90

Per Capita—Municipal Functions	\$33.32
--------------------------------------	---------

Capital Improvements	41,825.00
----------------------------	-----------

Debt Service

Principal payments
Interest payments

Per Capita—Debt Service
-------------------------------	-------

Deferred Charges	8,055.00
------------------------	----------

Total Municipal Expenditures \$113,185.90

Required Payments for Local

School, County, and Special District Taxes	392,792.82
--	------------

TOTAL EXPENDITURES \$505,978.82

Reserve for Uncollected Taxes	\$64,436.19
-------------------------------------	-------------

GRAND TOTAL \$570,415.01

REVENUES REALIZED IN 1967

Surplus revenue appropriated	\$40,000.00
Miscellaneous revenues realized	46,507.60
State aid revenues realized	34,165.00
Delinquent tax and lien collections	47,193.76
Current tax collections	361,602.51
Emergency borrowings

TOTAL REVENUES \$520,468.87

CAPITAL OUTLAY (BY ORDINANCE) 1967

Beaches and boardwalks
Buildings and equipment
Parks and playgrounds
Sanitary sewers
Streets and roads
Water supply	\$187.50
Other purposes

\$187.50

TAXES

Local school taxes	\$338,475.81
County taxes	54,317.11
Special district taxes

Local purpose taxes	\$392,792.92
Veteran and senior citizen tax	32,226.19
.....	11,040.00

Total tax levy (for rate purposes) \$436,059.11

Per Capita Total Tax Levy ... \$229.50

General tax rate
Adjusted business personalty tax rate	8.30
Adjusted general tax rate	3.19

Current Taxes

1967 taxes levied (total)	\$427,747.52
Collected in 1967	361,602.51
Per cent of levy collected	84.53
Transferred to liens	28.71
Adjustments	1,930.23
Balance December 31, 1967	\$64,186.07

All Prior Years Taxes Outstanding

Balance January 1, 1967	\$52,815.57
Collected in 1967	46,737.72
Adjustments	296.75
Balance December 31, 1967	\$5,781.10

Tax Title Liens Outstanding

Balance January 1, 1967	\$1,056.24
Redeemed by cash	456.04
Adjustments	28.71
Balance December 31, 1967	\$628.91

Property Acquired by Deed or Foreclosure

Balance January 1, 1967
Sale for cash
Adjustments
Balance December 31, 1967

CAPITAL DEBT, DECEMBER 31, 1967

Authorized—Issued and Unissued

	Gross Debt	Net Debt
School debt	\$370,683.00
Self-liquidating debt
Other capital debt
	<u>\$370,683.00</u>
Per Cent	2.88
Per Capita	\$195.10

Issued and Outstanding

School debt	\$370,683.00
Self-liquidating debt
Other capital debt
	<u>\$370,683.00</u>

Equalized Valuation Basis \$12,865,956.00

CURRENT FINANCES DECEMBER 31, 1967

Cash	\$227,428.29
Taxes receivable	69,967.17
Tax title liens	628.91
Foreclosed property
Other receivables	810.02
Emergencies and deferred charges	30.90
State road aid receivable	35,979.59
	<u>\$334,844.88</u>

Cash liabilities	\$203,240.36
Reserves for receivables	71,406.10
Surplus revenue	60,198.42

\$334,844.88

ALLAMUCHY TOWNSHIP—WARREN COUNTY

Population U. S. Census, 1960—973
Estimated Population, 1967—1,140

Land Area 20.10 sq. mi.

Net Valuation Taxable \$5,384,455
Equalized Valuation \$13,469,068

EXPENDITURES FOR 1967

General Government	
Administrative and executive	\$8,048.72
Assessment and collection of taxes	2,458.04
Financial administration	1,600.00
Public Safety	
Fire protection	200.00
Police protection	100.00
Other protection	875.00
Civil defense and disaster control	50.00
Streets and Roads	
Repairs and maintenance	13,903.13
Street lighting	
Sanitation	
Street cleaning	
Garbage and trash removal	
Sanitary sewers	
Health and Welfare	
Health services	500.00
Welfare—public assistance	130.00
Hospitals	
Recreation	
Beaches and boardwalks	
Parks and playgrounds	
Other recreational services	
Education (excl. school districts)	
Libraries	
Other educational services	
Statutory Expenditures	
	1,000.00
Unclassified Purposes	
	100.00
Total Municipal Functions	\$28,964.89
Per Capita—Municipal Functions	\$25.41
Capital Improvements	
	1,500.00
Debt Service	
Principal payments	200.00
Interest payments	\$200.00
Per Capita—Debt Service	\$0.18
Deferred Charges	
	3,630.70
Total Municipal Expenditures	\$34,295.59
Required Payments for Local School, County, and Special District Taxes	
	231,622.72
TOTAL EXPENDITURES	\$265,918.31
Reserve for Uncollected Taxes...	
	\$23,192.83
GRAND TOTAL	\$289,111.14

REVENUES REALIZED IN 1967

Surplus revenue appropriated	\$7,000.00
Miscellaneous revenues realized	18,482.69
State aid revenues realized	1,912.00
Delinquent tax and lien collections	21,336.78
Current tax collections	209,210.71
Emergency borrowings	
TOTAL REVENUES	\$257,942.18

CAPITAL OUTLAY (BY ORDINANCE) 1967

Beaches and boardwalks	
Buildings and equipment	
Parks and playgrounds	
Sanitary sewers	
Streets and roads	
Water supply	
Other purposes	

TAXES

Local school taxes	\$140,818.00
County taxes	90,804.72
Special district taxes	
	\$231,622.72
Local purpose taxes	13,273.53
Veteran and senior citizen tax	3,880.00
Total tax levy (for rate purposes)	\$248,776.25
Per Capita Total Tax Levy	
	\$218.22
General tax rate	
Adjusted business personalty tax rate	16.27
Adjusted general tax rate	4.30
Current Taxes	
1967 taxes levied (total)	\$256,281.77
Collected in 1967	209,210.71
Per cent of levy collected	81.63
Transferred to liens	257.11
Adjustments	1,834.16
Balance December 31, 1967	\$44,979.79
All Prior Years Taxes Outstanding	
Balance January 1, 1967	\$23,732.34
Collected in 1967	21,071.85
Adjustments	
Balance December 31, 1967	\$2,660.49
Tax Title Liens Outstanding	
Balance January 1, 1967	\$3,854.47
Redeemed by cash	264.93
Adjustments	+257.11
Balance December 31, 1967	\$3,846.65
Property Acquired by Deed or Foreclosure	
Balance January 1, 1967	
Sale for cash	
Adjustments	
Balance December 31, 1967	

CAPITAL DEBT, DECEMBER 31, 1967

Authorized—Issued and Unissued

	Gross Debt	Net Debt
School debt	\$20,000.00	
Self-liquidating debt		
Other capital debt		
	\$20,000.00	
Per Cent	0.19	
Per Capita	\$17.54	

Issued and Outstanding

School debt	\$20,000.00
Self-liquidating debt	
Other capital debt	
	\$20,000.00

Equalized Valuation Basis \$10,153,296.00

CURRENT FINANCES DECEMBER 31, 1967

Cash	\$50,080.35
Taxes receivable	47,640.28
Tax title liens	3,846.65
Foreclosed property	
Other receivables	1,518.75
Emergencies and deferred charges	3,817.67
State road aid receivable	
	\$106,903.70
Cash liabilities	\$7,262.49
Reserves for receivables	53,005.68
Surplus revenue	46,635.53
	\$106,903.70

ALLENDALE BOROUGH—BERGEN COUNTY

Population U. S. Census, 1960—4,092
Estimated Population, 1967—5,740

Land Area 2.80 sq. mi.

Net Valuation Taxable \$43,373,456
Equalized Valuation \$49,408,965

EXPENDITURES FOR 1967

General Government	
Administrative and executive	\$54,485.00
Assessment and collection of taxes	28,150.00
Financial administration	2,835.00
Public Safety	
Fire protection	13,620.00
Police protection	98,100.00
Other protection	6,625.00
Civil defense and disaster control	670.00
Streets and Roads	
Repairs and maintenance	29,015.00
Street lighting	17,500.00
Sanitation	
Street cleaning
Garbage and trash removal
Sanitary sewers
Health and Welfare	
Health services	9,250.00
Welfare—public assistance	1,800.00
Hospitals
Recreation	
Benches and boardwalks
Parks and playgrounds	10,000.00
Other recreational services	5,400.00
Education (excl. school districts)	
Libraries	12,500.00
Other educational services
Statutory Expenditures	14,451.00
Unclassified Purposes	3,600.00
Total Municipal Functions	\$308,001.00
Per Capita—Municipal Functions	\$53.66
Capital Improvements	44,000.00
Debt Service	
Principal payments	\$5,000.00
Interest payments	1,890.00
Per Capita—Debt Service	\$1.20
Deferred Charges	5,610.07
Total Municipal Expenditures	\$364,501.07
Required Payments for Local School, County, and Special District Taxes	1,351,115.26
TOTAL EXPENDITURES	\$1,715,616.33
Reserve for Uncollected Taxes...	\$61,951.97
GRAND TOTAL	\$1,777,568.30
REVENUES REALIZED IN 1967	
Surplus revenue appropriated	\$61,000.00
Miscellaneous revenues realized	116,161.69
State aid revenues realized	2,392.00
Delinquent tax and lien collections	36,432.09
Current tax collections	1,526,160.57
Emergency borrowings
TOTAL REVENUES	\$1,742,146.35
CAPITAL OUTLAY (BY ORDINANCE) 1967	
Benches and boardwalks
Buildings and equipment	\$43,856.89
Parks and playgrounds
Sanitary sewers	31,311.11
Streets and roads	6,674.74
Water supply	83,926.01
Other purposes
.....	\$165,768.75

TAXES

Local school taxes	\$1,184,645.41
County taxes	166,469.85
Special district taxes
	<hr/>
Local purpose taxes	\$1,351,115.26
Veteran and senior citizen tax ...	204,610.94
	32,900.00
Total tax levy (for rate purposes)	<hr/>
	\$1,588,625.30
 Per Capita Total Tax Levy ...	 \$276.76
General tax rate
Adjusted business personality tax rate	7.11
Adjusted general tax rate	3.63
 Current Taxes	
1967 taxes levied (total)	\$1,580,471.09
Collected in 1967	1,526,160.57
Per cent of levy col- lected	96.56
Transferred to liens	145.21
Adjustments	4,786.23
Balance December 31, 1967	<hr/>
	\$49,379.08
 All Prior Years Taxes Outstanding	
Balance January 1, 1967	\$39,840.29
Collected in 1967	36,432.09
Adjustments	2,113.35
Balance December 31, 1967	<hr/>
	\$1,294.85
 Tax Title Liens Outstanding	
Balance January 1, 1967	\$1,052.79
Redeemed by cash
Adjustments	+145.21
Balance December 31, 1967	<hr/>
	\$1,198.00
 Property Acquired by Deed or Foreclosure	
Balance January 1, 1967	\$1,850.00
Sale for cash
Adjustments
Balance December 31, 1967	<hr/>
	\$1,850.00
 CAPITAL DEBT, DECEMBER 31, 1967	
Authorized—Issued and Unissued	
	<hr/>
	Gross Debt
School debt	\$2,517,114.00
Self liquidating debt	335,000.00
Other capital debt	\$975,590.00
	<hr/>
	\$3,827,704.00
	<hr/>
Per Cent	8.17
Per Capita	\$666.85
	<hr/>
	Net Debt

	\$975,590.00
	<hr/>
	\$975,590.00
	<hr/>
 Issued and Outstanding	
School debt	\$2,517,114.00
Self liquidating debt	335,000.00
Other capital debt	55,000.00
	<hr/>
	\$2,907,114.00
	<hr/>
 Equalized Valuation Basis \$46,846,688.00	
 CURRENT FINANCES DECEMBER 31, 1967	
Cash	\$101,400.23
Taxes receivable	50,673.93
Tax title liens	1,198.00
Foreclosed property	1,850.00
Other receivables	984.94
Emergencies and deferred charges ..	22,251.00
State road aid receivable
	<hr/>
	\$178,358.10
 Cash Liabilities	 \$49,249.62
Reserves for receivables	54,706.87
Surplus revenue	74,401.61
	<hr/>
	\$178,358.10

ALLENHURST BOROUGH—MONMOUTH COUNTY

Population U. S. Census, 1960—795
Estimated Population, 1967—830

Land Area 0.30 sq. mi.

Net Valuation Taxable \$9,492,906
Equalized Valuation \$9,746,647

EXPENDITURES FOR 1967

General Government	
Administrative and executive	\$66,627.01
Assessment and collection of taxes	1,736.50
Financial administration	2,910.00
Public Safety	
Fire protection	13,033.23
Police protection	69,783.05
Other protection	260.00
Civil defense and disaster control
Streets and Roads	
Repairs and maintenance	30,919.13
Street lighting	4,482.54
Sanitation	
Street cleaning
Garbage and trash removal	25,564.99
Sanitary sewers
Health and Welfare	
Health services	810.00
Welfare—public assistance	600.00
Hospitals	500.00
Recreation	
Beaches and boardwalks	91,150.00
Parks and playgrounds	2,827.00
Other recreational services
Education (excl. school districts)	
Libraries
Other educational services
Statutory Expenditures	23,417.42
Unclassified Purposes	817.90
Total Municipal Functions	\$335,438.77
Per Capita—Municipal Functions	\$404.14
Capital Improvements	7,000.00
Debt Service	39,797.21
Principal payments	\$33,300.00
Interest payments	6,497.21
Per Capita—Debt Service	\$47.05
Deferred Charges	21,263.18
Total Municipal Expenditures	\$403,499.16
Required Payments for Local School, County, and Special District Taxes	106,482.66
TOTAL EXPENDITURES	\$509,981.82
Reserve for Uncollected Taxes...	\$12,417.07
GRAND TOTAL	\$522,398.83

REVENUES REALIZED IN 1967

Surplus revenue appropriated	\$30,000.00
Miscellaneous revenues realized ..	201,124.76
State aid revenues realized	5,122.00
Delinquent tax and lien collections ..	2,973.10
Current tax collections	274,259.72
Emergency borrowings
TOTAL REVENUES	\$513,479.58

CAPITAL OUTLAY (BY ORDINANCE) 1967

Beaches and boardwalks	\$239.94
Buildings and equipment	13,732.97
Parks and playgrounds	3,909.00
Sanitary sewers
Streets and roads
Water supply
Other purposes
Total	\$17,881.91

TAXES

Local school taxes	\$50,500.00
County taxes	55,982.66
Special district taxes
Total	\$106,482.66
Local purpose taxes	168,748.37
Veteran and senior citizen tax ..	3,230.00
Total tax levy (for rate purposes)	\$278,461.03
Per Capita Total Tax Levy	\$335.50
General tax rate	2.831
Adjusted business personalty tax rate
Adjusted general tax rate
Current Taxes	
1967 taxes levied (total)	\$276,029.74
Collected in 1967	274,259.72
Per cent of levy collected	99.35
Transferred to liens
Adjustments	9.33
Balance December 31, 1967	\$1,760.69
All Prior Years Taxes Outstanding	
Balance January 1, 1967	\$2,973.33
Collected in 1967	2,973.10
Adjustments
Balance December 31, 1967	\$0.23
Tax Title Liens Outstanding	
Balance January 1, 1967
Redeemed by cash
Adjustments
Balance December 31, 1967
Property Acquired by Deed or Foreclosure	
Balance January 1, 1967
Sale for cash
Adjustments
Balance December 31, 1967

CAPITAL DEBT, DECEMBER 31, 1967

Authorized—Issued and Unissued

	Gross Debt	Net Debt
School debt
Self-liquidating debt
Other capital debt ...	\$263,000.00	\$263,000.00
	\$263,000.00	\$263,000.00
Per Cent	2.74	2.74
Per Capita	\$316.87	\$316.87

Issued and Outstanding

School debt
Self-liquidating debt
Other capital debt	\$183,000.00
	\$183,000.00

Equalized Valuation Basis \$9,596,603.00

CURRENT FINANCES DECEMBER 31, 1967

Cash	\$154,134.56
Taxes receivable	1,760.92
Tax title liens
Foreclosed property
Other receivables
Emergencies and deferred charges ..	39,500.00
State road aid receivable	2,372.00
	\$197,767.48
Cash liabilities	\$33,004.95
Reserves for receivables	1,760.92
Surplus revenue	163,001.61
	\$197,767.48

ALLENTOWN BOROUGH—MONMOUTH COUNTY

Population U. S. Census, 1960—1,393
Estimated Population, 1967—1,700

Land Area 0.90 sq. mi.

Net Valuation Taxable \$5,251,275
Equalized Valuation \$6,245,920

EXPENDITURES FOR 1967

General Government	
Administrative and executive	\$9,850.00
Assessment and collection of taxes	3,210.00
Financial administration	2,200.00
Public Safety	
Fire protection	4,825.00
Police protection	17,225.00
Other protection	1,805.00
Civil defense and disaster control	200.00
Streets and Roads	
Repairs and maintenance	2,595.00
Street lighting	5,500.00
Sanitation	
Street cleaning
Garbage and trash removal	9,300.00
Sanitary sewers	3,000.00
Health and Welfare	
Health services	1,000.00
Welfare—public assistance	600.00
Hospitals
Recreation	
Beaches and boardwalks
Parks and playgrounds	2,500.00
Other recreational services	200.00
Education (excl. school districts)	
Libraries	1,000.00
Other educational services	1,000.00
Statutory Expenditures	
.....	1,400.00
Unclassified Purposes	
.....	40.00
Total Municipal Functions	\$67,450.00
Per Capita—Municipal Functions	\$39.68
Capital Improvements	17,600.00
Debt Service	
Principal payments
Interest payments
Per Capita—Debt Service	
.....
Deferred Charges	
.....
Total Municipal Expenditures	\$85,050.00
Required Payments for Local School, County, and Special District Taxes	
.....	172,291.26
TOTAL EXPENDITURES	\$257,341.26
Reserve for Uncollected Taxes...	\$22,950.00
GRAND TOTAL	\$280,291.26

REVENUES REALIZED IN 1967

Surplus revenue appropriated	\$32,000.00
Miscellaneous revenues realized	21,556.59
State aid revenues realized	3,102.00
Delinquent tax and lien collections	11,890.36
Current tax collections	212,250.86
Emergency borrowings

TOTAL REVENUES \$280,790.81

CAPITAL OUTLAY (BY ORDINANCE) 1967

Beaches and boardwalks
Buildings and equipment
Parks and playgrounds
Sanitary sewers	\$56,315.31
Streets and roads
Water supply
Other purposes
	\$56,315.31

TAXES

Local school taxes	\$136,416.03
County taxes	35,875.23
Special district taxes
Local purpose taxes	\$172,291.26
Veteran and senior citizen tax	50,000.00
	8,520.00
Total tax levy (for rate purposes)	\$230,811.26
Per Capita Total Tax Levy ...	
General tax rate	4.358
Adjusted business personality tax rate
Adjusted general tax rate
Current Taxes	
1967 taxes levied (total)	\$222,805.45
Collected in 1967	212,250.86
Per cent of levy collected	95.26
Transferred to liens
Adjustments	261.60
Balance December 31, 1967	\$10,292.99
All Prior Years Taxes Outstanding	
Balance January 1, 1967	\$12,053.29
Collected in 1967	11,890.36
Adjustments
Balance December 31, 1967	\$162.93
Tax Title Liens Outstanding	
Balance January 1, 1967	\$2,455.51
Redeemed by cash
Adjustments
Balance December 31, 1967	\$2,455.51
Property Acquired by Deed or Foreclosure	
Balance January 1, 1967
Sale for cash
Adjustments
Balance December 31, 1967

CAPITAL DEBT, DECEMBER 31, 1967

Authorized—Issued and Unissued

	Gross Debt	Net Debt
School debt	\$298,630.00
Self-liquidating debt	12,000.00
Other capital debt	545,000.00	\$342,780.00
	\$855,630.00	\$342,780.00
Per Cent	14.36	5.75
Per Capita	\$503.31	\$201.64

Issued and Outstanding

School debt	\$298,630.00
Self-liquidating debt	12,000.00
Other capital debt	150,000.00
	\$460,630.00

Equalized Valuation Basis \$5,955,063.00

CURRENT FINANCES DECEMBER 31, 1967

Cash	\$157,673.57
Taxes receivable	10,455.92
Tax title liens	2,455.51
Foreclosed property
Other receivables	10,046.99
Emergencies and deferred charges ..	6,302.00
State road aid receivable
	\$186,933.99
Cash liabilities	\$96,174.50
Reserves for receivables	22,958.42
Surplus revenue	67,801.07
	\$186,933.99

ALLOWAY TOWNSHIP—SALEM COUNTY

Population U. S. Census, 1960—2,226
Estimated Population, 1967—2,520

Land Area 33.52 sq. mi.

Net Valuation Taxable \$2,946,554
Equalized Valuation \$10,913,932

EXPENDITURES FOR 1967

General Government	
Administrative and executive	\$12,460.00
Assessment and collection of taxes	4,980.39
Financial administration	1,700.00
Public Safety	
Fire protection	1,500.00
Police protection	3,100.00
Other protection	700.00
Civil defense and disaster control	100.00
Streets and Roads	
Repairs and maintenance	27,500.00
Street lighting	3,600.00
Sanitation	
Street cleaning
Garbage and trash removal
Sanitary sewers
Health and Welfare	
Health services	1,050.00
Welfare—public assistance	850.00
Hospitals	500.00
Recreation	
Beaches and boardwalks
Parks and playgrounds
Other recreational services
Education (excl. school districts)	
Libraries
Other educational services
Statutory Expenditures	800.00
Unclassified Purposes	500.00
Total Municipal Functions	\$59,340.39
Per Capita—Municipal Functions	\$23.55
Capital Improvements	27,494.61
Debt Service	
Principal payments
Interest payments
Per Capita—Debt Service
Deferred Charges	3,510.13
Total Municipal Expenditures	\$90,345.13
Required Payments for Local School, County, and Special District Taxes	
.....	194,325.66
TOTAL EXPENDITURES	\$284,670.79
Reserve for Uncollected Taxes...	\$53,000.00
GRAND TOTAL	\$337,670.79

REVENUES REALIZED IN 1967

Surplus revenue appropriated	\$38,546.13
Miscellaneous revenues realized ..	31,906.20
State aid revenues realized	30,599.00
Delinquent tax and lien collections ..	40,371.73
Current tax collections	176,658.18
Emergency borrowings
TOTAL REVENUES	\$318,081.24

CAPITAL OUTLAY (BY ORDINANCE) 1967

Beaches and boardwalks
Buildings and equipment
Parks and playgrounds
Sanitary sewers
Streets and roads	\$3,694.61
Water supply
Other purposes
.....	\$3,694.61

TAXES

Local school taxes	\$121,303.00
County taxes	73,022.66
Special district taxes
.....	\$194,325.66
Local purpose taxes	15,000.00
Veteran and senior citizen tax ..	13,800.00
Total tax levy (for rate purposes)	\$223,125.66
Per Capita Total Tax Levy	\$88.54
General tax rate
Adjusted business personalty tax rate	13.27
Adjusted general tax rate	7.36
Current Taxes	
1967 taxes levied (total)	\$210,247.50
Collected in 1967	176,658.18
Per cent of levy collected	84.02
Transferred to liens	678.00
Adjustments
Balance December 31, 1967	\$32,911.32
All Prior Years Taxes Outstanding	
Balance January 1, 1967	\$44,455.73
Collected in 1967	31,131.45
Adjustments	—424.53
Balance December 31, 1967	\$12,899.75
Tax Title Liens Outstanding	
Balance January 1, 1967	\$10,664.10
Redeemed by cash	9,240.28
Adjustments	—678.06
Balance December 31, 1967	\$2,101.82
Property Acquired by Deed or Foreclosure	
Balance January 1, 1967
Sale for cash
Adjustments
Balance December 31, 1967

CAPITAL DEBT, DECEMBER 31, 1967

Authorized—Issued and Unissued		
	Gross Debt	Net Debt
School debt	\$102,000.00
Self-liquidating debt
Other capital debt
.....	\$102,000.00
Per Cent	0.99
Per Capita	\$40.48

Issued and Outstanding

School debt	\$102,000.00
Self-liquidating debt
Other capital debt
.....	\$102,000.00

Equalized Valuation Basis \$10,205,243.00

CURRENT FINANCES DECEMBER 31, 1967

Cash	\$135,882.61
Taxes receivable	45,811.07
Tax title liens	2,101.82
Foreclosed property
Other receivables
Emergencies and deferred charges
State road aid receivable	18,532.00
.....	\$202,327.50
Cash liabilities	\$21,111.16
Reserves for receivables	47,912.89
Surplus revenue	133,303.45
.....	\$202,327.50

ALPHA BOROUGH—WARREN COUNTY

Population U. S. Census, 1960—2,406
Estimated Population, 1967—2,810

Land Area 1.70 sq. mi.

Net Valuation Taxable \$9,995,325
Equalized Valuation \$9,569,669

EXPENDITURES FOR 1967

General Government	
Administrative and executive	\$16,550.00
Assessment and collection of taxes	3,025.00
Financial administration	2,100.00
Public Safety	
Fire protection	5,340.00
Police protection	12,200.00
Other protection
Civil defense and disaster control	300.00
Streets and Roads	
Repairs and maintenance	19,125.01
Street lighting	3,100.00
Sanitation	
Street cleaning
Garbage and trash removal	15,500.00
Sanitary sewers
Health and Welfare	
Health services	3,175.00
Welfare—public assistance	700.00
Hospitals
Recreation	
Beaches and boardwalks
Parks and playgrounds
Other recreational services
Education (excl. school districts)	
Libraries	3,200.00
Other educational services
Statutory Expenditures	
.....	2,526.29
Unclassified Purposes	
.....	50.00
Total Municipal Functions	\$86,891.30
Per Capita—Municipal Functions	
.....	\$30.92
Capital Improvements	
.....	26,900.00
Debt Service	
.....	1,500.00
Principal payments
Interest payments ..	\$1,500.00
Per Capita—Debt Service	
.....	\$0.53
Deferred Charges	
.....	9,077.63
Total Municipal Expenditures	\$124,368.93
Required Payments for Local School, County, and Special District Taxes	
.....	257,071.41
TOTAL EXPENDITURES	\$381,440.34
Reserve for Uncollected Taxes...	
.....	\$31,757.27
GRAND TOTAL	\$413,197.61

REVENUES REALIZED IN 1967

Surplus revenue appropriated	\$21,000.00
Miscellaneous revenues realized ..	79,230.08
State aid revenues realized	23,937.00
Delinquent tax and lien collections ..	24,246.59
Current tax collections	287,046.07
Emergency borrowings
TOTAL REVENUES	\$435,459.74

CAPITAL OUTLAY (BY ORDINANCE) 1967

Beaches and boardwalks
Buildings and equipment
Parks and playgrounds
Sanitary sewers
Streets and roads
Water supply	\$21,900.00
Other purposes
	\$21,900.00

TAXES

Local school taxes	\$194,737.00
County taxes	62,334.41
Special district taxes
	\$257,071.41
Local purpose taxes	47,562.90
Veteran and senior citizen tax ...	17,980.00
Total tax levy (for rate purposes)	\$322,614.31
Per Capita Total Tax Levy ...	
.....	\$114.80
General tax rate	
Adjusted business personalty tax rate	3.91
Adjusted general tax rate	3.18
Current Taxes	
1967 taxes levied (total)	\$308,280.49
Collected in 1967	287,046.07
Per cent of levy collected	93.11
Transferred to liens	5.58
Adjustments	119.96
Balance December 31, 1967	\$21,108.88
All Prior Years Taxes Outstanding	
Balance January 1, 1967	\$29,033.95
Collected in 1967	24,246.59
Adjustments	1,928.70
Balance December 31, 1967	\$2,858.66
Tax Title Liens Outstanding	
Balance January 1, 1967	\$291.98
Redeemed by cash
Adjustments	+5.58
Balance December 31, 1967	\$297.56
Property Acquired by Deed or Foreclosure	
Balance January 1, 1967	\$192.50
Sale for cash
Adjustments
Balance December 31, 1967	\$192.50

CAPITAL DEBT, DECEMBER 31, 1967

Authorized—Issued and Unissued		
	Gross Debt	Net Debt
School debt	\$400,000.00	\$143,263.00
Self-liquidating debt ..	60,250.00
Other capital debt	36,049.00	25,519.00
	\$496,299.00	\$168,782.00
Per Cent	5.79	1.97
Per Capita	\$176.62	\$60.06

Issued and Outstanding

School debt	\$20,000.00
Self-liquidating debt	21,712.00
Other capital debt
	\$41,712.00

Equalized Valuation Basis \$8,557,895.00

CURRENT FINANCES DECEMBER 31, 1967

Cash	\$187,089.06
Taxes receivable	23,967.54
Tax title liens	297.56
Foreclosed property	192.50
Other receivables	9,495.39
Emergencies and deferred charges ..	1,201.36
State road aid receivable	26,695.00
	\$248,938.41
Cash liabilities	\$128,985.32
Reserves for receivables	33,952.99
Surplus revenue	86,000.10
	\$248,938.41

ALPINE BOROUGH—BERGEN COUNTY

Population U. S. Census. 1960—921
Estimated Population, 1967—1,160

Land Area 5.86 sq. mi.

Net Valuation Taxable \$24,947,448
Equalized Valuation \$24,332,358

EXPENDITURES FOR 1967

General Government	
Administrative and executive	\$26,900.00
Assessment and collection of taxes	5,450.00
Financial administration	1,700.00
Public Safety	
Fire protection	13,800.00
Police protection	60,650.00
Other protection	1,800.00
Civil defense and disaster control	400.00
Streets and Roads	
Repairs and maintenance	13,700.00
Street lighting	4,000.00
Sanitation	
Street cleaning
Garbage and trash removal
Sanitary sewers
Health and Welfare	
Health services	4,450.00
Welfare—public assistance	400.00
Hospitals
Recreation	
Beaches and boardwalks
Parks and playgrounds	2,650.00
Other recreational services
Education (excl. school districts)	
Libraries
Other educational services	500.00
Statutory Expenditures	7,700.00
Unclassified Purposes	500.00
Total Municipal Functions	\$144,600.00
Per Capita—Municipal Functions	\$124.66
Capital Improvements	28,500.00
Debt Service	
Principal payments
Interest payments
Per Capita—Debt Service
Deferred Charges	4,592.36
Total Municipal Expenditures	\$177,692.36
Required Payments for Local School, County, and Special District Taxes	
.....	384,052.96
TOTAL EXPENDITURES	\$561,745.32
Reserve for Uncollected Taxes..	\$47,354.90
GRAND TOTAL	\$609,100.22

REVENUES REALIZED IN 1967

Surplus revenue appropriated	\$40,000.00
Miscellaneous revenues realized	94,213.82
State aid revenues realized	948.00
Delinquent tax and lien collections	7,654.99
Current tax collections	477,310.05
Emergency borrowings
TOTAL REVENUES	\$620,126.86

CAPITAL OUTLAY (BY ORDINANCE) 1967

Beaches and boardwalks
Buildings and equipment
Parks and playgrounds
Sanitary sewers
Streets and roads
Water supply
Other purposes
.....
.....

TAXES

Local school taxes	\$301,932.50
County taxes	82,120.46
Special district taxes
Local purpose taxes	\$384,052.96
Veteran and senior citizen tax	5,400.00
Total tax levy (for rate purposes)	\$505,452.22
Per Capita Total Tax Levy	\$435.73
General tax rate
Adjusted business personalty tax rate	15.05
Adjusted general tax rate	1.97
Current Taxes	
1967 taxes levied (total)	\$504,208.76
Collected in 1967	477,310.05
Per cent of levy collected	94.66
Transferred to liens
Adjustments
Balance December 31, 1967	\$26,898.71
All Prior Years Taxes Outstanding	
Balance January 1, 1967	\$11,839.27
Collected in 1967	7,654.99
Adjustments
Balance December 31, 1967	\$4,184.28
Tax Title Liens Outstanding	
Balance January 1, 1967
Redeemed by cash
Adjustments
Balance December 31, 1967
Property Acquired by Deed or Foreclosure	
Balance January 1, 1967
Sale for cash
Adjustments
Balance December 31, 1967

CAPITAL DEBT, DECEMBER 31, 1967

Authorized—Issued and Unissued		
	Gross Debt	Net Debt
School debt	\$705,000.00
Self-liquidating debt
Other capital debt
	\$705,000.00
Per Cent	2.98
Per Capita	\$607.76
Issued and Outstanding		
School debt	\$280,000.00
Self-liquidating debt
Other capital debt
	\$280,000.00

Equalized Valuation Basis \$23,628,654.00

CURRENT FINANCES DECEMBER 31, 1967

Cash	\$288,648.89
Taxes receivable	31,082.99
Tax title liens
Foreclosed property
Other receivables	1,481.29
Emergencies and deferred charges	1,487.66
State road aid receivable	948.00
	\$323,648.83
Cash liabilities	\$65,477.13
Reserves for receivables	32,564.28
Surplus revenue	225,607.42
	\$323,648.83

ANDOVER BOROUGH—SUSSEX COUNTY

Population U. S. Census, 1960—734
Estimated Population, 1967—850

Land Area 2.00 sq. mi.

Net Valuation Taxable \$3,191,300
Equalized Valuation \$4,094,518

EXPENDITURES FOR 1967

General Government		
Administrative and executive	\$8,146.25	
Assessment and collection of taxes ..	2,263.73	
Financial administration	888.92	
Public Safety		
Fire protection	4,873.28	
Police protection	864.43	
Other protection	
Civil defense and disaster control ..	320.60	
Streets and Roads		
Repairs and maintenance	2,850.00	
Street lighting	1,756.32	
Sanitation		
Street cleaning	
Garbage and trash removal	
Sanitary sewers	
Health and Welfare		
Health services	325.90	
Welfare—public assistance	875.00	
Hospitals	250.00	
Recreation		
Beaches and boardwalks	
Parks and playgrounds	1,702.23	
Other recreational services	
Education (excl. school districts)		
Libraries	
Other educational services	1,373.34	
Statutory Expenditures		
	150.00	
Unclassified Purposes		
	
Total Municipal Functions	\$26,640.00	
Per Capita—Municipal Functions		
	\$31.34	
Capital Improvements		
	3,300.00	
Debt Service		
Principal payments	
Interest payments	
Per Capita—Debt Service		
	
Deferred Charges		
	470.06	
Total Municipal Expenditures	\$30,410.06	
Required Payments for Local School, County, and Special District Taxes		
	104,107.26	
TOTAL EXPENDITURES	\$134,517.32	
Reserve for Uncollected Taxes...		
	\$20,000.00	
GRAND TOTAL	\$154,517.32	

REVENUES REALIZED IN 1967

Surplus revenue appropriated	\$16,900.00
Miscellaneous revenues realized ..	12,194.70
State aid revenues realized	2,409.00
Delinquent tax and lien collections ..	16,100.19
Current tax collections	98,921.15
Emergency borrowings
TOTAL REVENUES	\$146,525.04

CAPITAL OUTLAY (BY ORDINANCE) 1967

Beaches and boardwalks
Buildings and equipment
Parks and playgrounds
Sanitary sewers
Streets and roads
Water supply
Other purposes

TAXES

Local school taxes	\$78,315.03
County taxes	25,792.23
Special district taxes
	\$104,107.26
Local purpose taxes	12,187.27
Veteran and senior citizen tax ..	4,090.00
Total tax levy (for rate purposes)	\$120,384.53
Per Capita Total Tax Levy ...	
	\$141.63
General tax rate	
Adjusted business personality tax rate ..	7.867
Adjusted general tax rate	3.563
Current Taxes	
1967 taxes levied (total)	\$116,294.53
Collected in 1967	98,921.15
Per cent of levy collected	85.06
Transferred to liens
Adjustments
Balance December 31, 1967	\$17,373.38
All Prior Years Taxes Outstanding	
Balance January 1, 1967	\$16,335.71
Collected in 1967	14,847.71
Adjustments	—0.60
Balance December 31, 1967	\$1,487.40
Tax Title Liens Outstanding	
Balance January 1, 1967	\$1,870.66
Redeemed by cash	1,252.48
Adjustments
Balance December 31, 1967	\$618.18
Property Acquired by Deed or Foreclosure	
Balance January 1, 1967
Sale for cash
Adjustments
Balance December 31, 1967

CAPITAL DEBT, DECEMBER 31, 1967

Authorized—Issued and Unissued		
	Gross Debt	Net Debt
School debt	\$145,794.00
Self-liquidating debt ..	4,000.00
Other capital debt
	\$149,794.00
Per Cent	3.92
Per Capita	\$176.22

Issued and Outstanding

School debt	\$145,794.00
Self-liquidating debt	4,000.00
Other capital debt
	\$149,794.00

Equalized Valuation Basis \$3,813,389.00

CURRENT FINANCES DECEMBER 31, 1967

Cash	\$31,036.74
Taxes receivable	18,860.78
Tax title liens	618.18
Foreclosed property
Other receivables	1,692.82
Emergencies and deferred charges ..	5.00
State road aid receivable	1,395.00
	\$53,608.52
Cash liabilities	\$4,349.91
Reserves for receivables	21,171.78
Surplus revenue	28,086.83
	\$53,608.52

ANDOVER TOWNSHIP—SUSSEX COUNTY

Population U. S. Census, 1960—2,177
Estimated Population, 1967—2,750

Land Area 20.40 sq. mi.

Net Valuation Taxable \$17,779,480
Equalized Valuation \$22,500,231

EXPENDITURES FOR 1967

General Government

Administrative and executive	\$26,638.16
Assessment and collection of taxes ..	9,585.62
Financial administration	4,431.19

Public Safety

Fire protection	2,114.69
Police protection	3,458.58
Other protection	2,062.10
Civil defense and disaster control ..	43.57

Streets and Roads

Repairs and maintenance	55,587.36
Street lighting	1,849.08

Sanitation

Street cleaning
Garbage and trash removal
Sanitary sewers

Health and Welfare

Health services	7,010.70
Welfare—public assistance	500.00
Hospitals	500.00

Recreation

Beaches and boardwalks
Parks and playgrounds	200.00
Other recreational services

Education (excl. school districts)

Libraries
Other educational services

Statutory Expenditures

.....	3,763.51
-------	----------

Unclassified Purposes

.....
-------	-------

Total Municipal Functions \$117,744.56

Per Capita—Municipal Functions

.....	\$42.82
-------	---------

Capital Improvements

.....	54,000.00
-------	-----------

Debt Service

Principal payments
Interest payments

Per Capita—Debt Service

.....	9,630.70
-------	----------

Deferred Charges

.....
-------	-------

Total Municipal Expenditures \$181,375.26

Required Payments for Local School, County, and Special District Taxes

.....	563,240.11
-------	------------

TOTAL EXPENDITURES \$744,615.37

Reserve for Uncollected Taxes...

.....	\$98,000.00
-------	-------------

GRAND TOTAL \$842,615.37

REVENUES REALIZED IN 1967

Surplus revenue appropriated	\$77,000.00
Miscellaneous revenues realized ..	56,505.71
State aid revenues realized	34,108.00
Delinquent tax and lien collections ..	64,162.16
Current tax collections	607,558.20
Emergency borrowings

TOTAL REVENUES \$839,334.07

CAPITAL OUTLAY (BY ORDINANCE) 1967

Beaches and boardwalks
Buildings and equipment	\$31,391.56
Parks and playgrounds
Sanitary sewers
Streets and roads
Water supply
Other purposes
.....	\$31,391.56

TAXES

Local school taxes	\$420,868.97
County taxes	142,371.14
Special district taxes

.....	\$563,240.11
Local purpose taxes	123,705.72
Veteran and senior citizen tax ..	13,340.00

Total tax levy (for rate purposes) \$700,285.83

Per Capita Total Tax Levy ... \$254.65

General tax rate
Adjusted business personality tax rate	5.494
Adjusted general tax rate	3.892

Current Taxes

1967 taxes levied (total)	\$702,393.18
Collected in 1967	607,558.20
Per cent of levy collected	86.49
Transferred to liens
Adjustments
Balance December 31, 1967	\$94,834.98

All Prior Years Taxes Outstanding

Balance January 1, 1967	\$68,389.47
Collected in 1967	61,962.79
Adjustments
Balance December 31, 1967	\$6,426.68

Tax Title Liens Outstanding

Balance January 1, 1967	\$9,118.72
Redeemed by cash	2,199.37
Adjustments
Balance December 31, 1967	\$6,919.35

Property Acquired by Deed or Foreclosure

Balance January 1, 1967
Sale for cash
Adjustments
Balance December 31, 1967

CAPITAL DEBT, DECEMBER 31, 1967

Authorized—Issued and Unissued

	Gross Debt	Net Debt
School debt	\$782,206.00
Self-liquidating debt
Other capital debt	22,000.00	\$22,000.00
.....	\$804,206.00	\$22,000.00

Per Cent	3.93	0.10
Per Capita	\$292.44	\$8.00

Issued and Outstanding

School debt	\$782,206.00
Self-liquidating debt
Other capital debt
.....	\$782,206.00

Equalized Valuation Basis \$20,459,380.00

CURRENT FINANCES DECEMBER 31, 1967

Cash	\$149,185.53
Taxes receivable	101,261.66
Tax title liens	6,919.35
Foreclosed property	16,847.86
Other receivables	18,256.71
Emergencies and deferred charges ..	41,618.47
State road aid receivable
.....	\$334,089.58
Cash liabilities	\$5,692.28
Reserves for receivables	125,028.87
Surplus revenue	203,368.43
.....	\$334,089.58

ASBURY PARK CITY—MONMOUTH COUNTY

Population U. S. Census, 1960—17,366
Estimated Population, 1967—20,070

Land Area 1.50 sq. mi.

Net Valuation Taxable \$86,658,365
Equalized Valuation \$87,138,495

EXPENDITURES FOR 1967

General Government	
Administrative and executive	\$334,993.20
Assessment and collection of taxes	31,844.95
Financial administration	48,381.93
Public Safety	
Fire protection	326,469.70
Police protection	510,068.08
Other protection	6,660.00
Civil defense and disaster control	1,100.00
Streets and Roads	
Repairs and maintenance	160,236.38
Street lighting	93,000.00
Sanitation	
Street cleaning	
Garbage and trash removal	170,006.58
Sanitary sewers	89,144.88
Health and Welfare	
Health services	56,887.22
Welfare—public assistance	36,671.64
Hospitals	
Recreation	
Beaches and boardwalks	
Parks and playgrounds	27,502.84
Other recreational services	10,000.00
Education (excl. school districts)	
Libraries	66,380.00
Other educational services	
Statutory Expenditures	
	226,169.58
Unclassified Purposes	
	104,776.26
Total Municipal Functions	\$2,300,293.24
Per Capita—Municipal Functions	
	\$114.61
Capital Improvements	
	70,504.42
Debt Service	
Principal payments .. \$656,000.00	
Interest payments .. 276,207.34	
Per Capita—Debt Service	\$46.45
Deferred Charges	
	17,861.02
Total Municipal Expenditures	\$3,320,866.02
Required Payments for Local School, County, and Special District Taxes	
	1,984,914.36
TOTAL EXPENDITURES	\$5,305,780.38
Reserve for Uncollected Taxes...	\$344,948.35
GRAND TOTAL	\$5,650,728.73

REVENUES REALIZED IN 1967

Surplus revenue appropriated	
Miscellaneous revenues realized ..	\$1,156,479.62
State aid revenues realized	122,071.47
Delinquent tax and lien collections ..	233,599.83
Current tax collections	3,870,059.51
Emergency borrowings	
TOTAL REVENUES	\$5,382,210.43

CAPITAL OUTLAY (BY ORDINANCE) 1967

Beaches and boardwalks	\$5,392.95
Buildings and equipment	120,000.00
Parks and playgrounds	
Sanitary sewers	123.46
Streets and roads	25,155.00
Water supply	2,198.90
Other purposes	
	\$152,870.31

TAXES

Local school taxes	\$1,625,642.12
County taxes	482,439.49
Special district taxes	
Local purpose taxes	\$2,108,081.61
Veteran and senior citizen tax ...	2,148,712.21
	48,490.00
Total tax levy (for rate purposes)	\$4,305,283.82
Per Capita Total Tax Levy ...	
	\$214.51
General tax rate	
Adjusted business personality tax rate	7.196
Adjusted general tax rate	4.657
Current Taxes	
1967 taxes levied (total)	\$4,263,293.60
Collected in 1967	3,870,059.51
Per cent of levy collected	90.77
Transferred to liens	1,765.39
Adjustments	
Balance December 31, 1967	\$391,468.70
All Prior Years Taxes Outstanding	
Balance January 1, 1967	\$268,945.19
Collected in 1967	225,733.05
Adjustments	+1,702.17
Balance December 31, 1967	\$44,914.31
Tax Title Liens Outstanding	
Balance January 1, 1967	\$27,082.81
Redeemed by cash	7,866.78
Adjustments	-7,135.04
Balance December 31, 1967	\$12,080.99
Property Acquired by Deed or Foreclosure	
Balance January 1, 1967	\$13,100.00
Sale for cash	8,000.00
Adjustments	+45,900.00
Balance December 31, 1967	\$51,000.00

CAPITAL DEBT, DECEMBER 31, 1967

Authorized—Issued and Unissued

	Gross Debt	Net Debt
School debt	\$379,500.00	
Self-liquidating debt ..	147,975.00	
Other capital debt	7,054,281.00	\$7,048,781.00
	\$7,581,756.00	\$7,048,781.00
Per Cent	9.95	9.25
Per Capita	\$377.77	\$351.21

Issued and Outstanding

School debt	\$275,500.00
Self-liquidating debt	146,000.00
Other capital debt	6,787,500.00
	\$7,209,000.00

Equalized Valuation Basis \$76,147,776.00

CURRENT FINANCES DECEMBER 31, 1967

Cash	\$182,751.87
Taxes receivable	436,383.01
Tax title liens	12,080.99
Foreclosed property	51,000.00
Other receivables	106,269.43
Emergencies and deferred charges ..	48,286.00
State road aid receivable	
	\$836,771.30
Cash liabilities	\$143,293.38
Reserves for receivables	605,733.43
Surplus revenue	87,744.49
	\$836,771.30

* Includes \$123,167.25 Chapter VI School Debt Service.

ATLANTIC CITY—CITY—ATLANTIC COUNTY

Population U. S. Census, 1960—59,544
Estimated Population, 1967—62,720

Land Area 11.92 sq. ml.

Net Valuation Taxable \$171,380,415
Equalized Valuation \$331,704,747

EXPENDITURES FOR 1967

General Government

Administrative and executive	\$2,409,228.67
Assessment and collection of taxes ..	166,452.65
Financial administration	123,974.31

Public Safety

Fire protection	1,556,518.97
Police protection	2,134,212.92
Other protection	34,062.76
Civil defense and disaster control ..	20,691.38

Streets and Roads

Repairs and maintenance	506,074.77
Street lighting	427,422.00

Sanitation

Street cleaning	237,500.96
Garbage and trash removal	687,211.64
Sanitary sewers

Health and Welfare

Health services	188,529.15
Welfare—public assistance	141,388.32
Hospitals	240,000.00

Recreation

Benches and boardwalks	583,005.91
Parks and playgrounds	276,084.43
Other recreational services	229,257.09

Education (excl. school districts)

Libraries	115,940.08
Other educational services

Statutory Expenditures

.....	1,152,904.14
-------	--------------

Unclassified Purposes

.....	271,286.47
-------	------------

Total Municipal Functions \$11,501,746.62

Per Capita—Municipal Functions

.....	\$183.38
-------	----------

Capital Improvements

.....	502,085.37
-------	------------

Debt Service

.....	*1,849,224.79
-------	---------------

Principal payments .. \$1,485,000.00	
Interest payments .. 364,224.79	

Per Capita-Debt Service

.....	\$29.48
-------	---------

Deferred Charges

.....	596,228.29
-------	------------

Total Municipal Expenditures \$14,449,285.07

Required Payments for Local

School, County, and Special	
-----------------------------	--

District Taxes	5,702,160.81
----------------------	--------------

TOTAL EXPENDITURES \$20,151,445.88

Reserve for Uncollected Taxes...

.....	\$1,652,825.70
-------	----------------

GRAND TOTAL \$21,804,271.58

REVENUES REALIZED IN 1967

Surplus revenue appropriated	\$400,000.00
Miscellaneous revenues realized	4,717,254.06
State aid revenues realized	214,537.11
Delinquent tax and lien collections ..	870,487.41
Current tax collections	14,238,639.51
Emergency borrowings

TOTAL REVENUES \$20,440,918.09

CAPITAL OUTLAY (BY ORDINANCE) 1967

Beaches and boardwalks
Buildings and equipment	\$10,161.01
Parks and playgrounds
Sanitary sewers
Streets and roads
Water supply	200,080.94
Other purposes	1,503.49

\$211,745.44

TAXES

Local school taxes	\$3,322,743.47
County taxes	2,448,948.34
Special district taxes

Local purpose taxes	\$5,771,691.81
Veteran and senior citizen tax ..	10,276,406.35
.....	226,095.00

Total tax levy (for rate purposes) \$16,274,193.16

Per Capita Total Tax Levy ...

.....	\$250.47
-------	----------

General tax rate

.....	9.48
-------	------

Adjusted business personality tax

rate
------------	-------

Adjusted general tax rate

Current Taxes

1967 taxes levied (total)	\$16,152,288.37
---------------------------------	-----------------

Collected in 1967	14,238,639.51
-------------------------	---------------

Per cent of levy col-	
-----------------------	--

lected	88.15
--------------	-------

Transferred to liens	455,746.00
----------------------------	------------

Adjustments	137,187.85
-------------------	------------

Balance December 31, 1967	\$1,320,715.01
---------------------------------	----------------

All Prior Years Taxes Outstanding

Balance January 1, 1967	\$1,340,387.04
-------------------------------	----------------

Collected in 1967	696,155.36
-------------------------	------------

Adjustments	—184,231.68
-------------------	-------------

Balance December 31, 1967	\$460,000.00
---------------------------------	--------------

Tax Title Liens Outstanding

Balance January 1, 1967	\$536,604.05
-------------------------------	--------------

Redeemed by cash	174,332.05
------------------------	------------

Adjustments	+612,783.80
-------------------	-------------

Balance December 31, 1967	\$975,055.80
---------------------------------	--------------

Property Acquired by Deed or

Foreclosure

Balance January 1, 1967	\$597,074.00
-------------------------------	--------------

Sale for cash	44,206.00
---------------------	-----------

Adjustments	+42,001.00
-------------------	------------

Balance December 31, 1967	\$594,869.00
---------------------------------	--------------

CAPITAL DEBT, DECEMBER 31, 1967

Authorized—Issued and Unissued

	Gross Debt	Net Debt
School debt	\$600,000.00
Self-liquidating debt ..	170,000.00
Other capital debt	6,620,000.00	\$4,694,000.00
.....	\$7,390,000.00	\$4,694,000.00

Per Cent	2.43	1.54
----------------	------	------

Per Capita	\$117.83	\$74.84
------------------	----------	---------

Issued and Outstanding

School debt	\$600,000.00
Self-liquidating debt	170,000.00
Other capital debt	5,921,000.00
.....	\$6,691,000.00

Equalized Valuation Basis \$304,016,348.00

CURRENT FINANCES DECEMBER 31, 1967

Cash	\$2,653,169.37
Taxes receivable	1,780,092.50
Tax title liens	975,055.80
Foreclosed property	594,869.00
Other receivables	35,154.00
Emergencies and deferred charges ..	162,577.00
State road aid receivable	250,807.30
.....	\$6,451,724.97

Cash liabilities	\$1,947,644.46
------------------------	----------------

Reserves for receivables	3,385,171.30
--------------------------------	--------------

Surplus revenue	1,118,909.21
-----------------------	--------------

\$6,451,724.97

* Includes \$69,531.00 Chapter VI School Debt Service.

ATLANTIC HIGHLANDS BOROUGH—MONMOUTH COUNTY

Population U. S. Census, 1960—4,119
Estimated Population, 1967—5,250

Land Area 1.20 sq. ml.

Net Valuation Taxable \$23,516,803
Equalized Valuation \$29,236,781

EXPENDITURES FOR 1967

General Government	
Administrative and executive	\$79,580.00
Assessment and collection of taxes ..	16,750.00
Financial administration	4,800.00
Public Safety	
Fire protection	18,295.00
Police protection	99,430.00
Other protection	3,400.00
Civil defense and disaster control ..	1,000.00
Streets and Roads	
Repairs and maintenance	63,550.00
Street lighting	16,550.00
Sanitation	
Street cleaning
Garbage and trash removal	48,320.00
Sanitary sewers
Health and Welfare	
Health services	8,300.00
Welfare—public assistance	6,550.00
Hospitals
Recreation	
Beaches and boardwalks
Parks and playgrounds	10,750.00
Other recreational services
Education (excl. school districts)	
Libraries	10,675.00
Other educational services	1,200.00
Statutory Expenditures	
.....	12,800.00
Unclassified Purposes	
.....	1,500.00
Total Municipal Functions	\$403,450.00
Per Capita—Municipal Functions	
.....	\$76.85
Capital Improvements	
.....	32,656.25
Debt Service	
Principal payments .. \$21,000.00	26,400.00
Interest payments .. 5,400.00
Per Capita—Debt Service	
.....	\$5.03
Deferred Charges	
.....	12,050.00
Total Municipal Expenditures	\$474,556.25
Required Payments for Local School, County, and Special District Taxes	
.....	676,848.73
TOTAL EXPENDITURES	\$1,151,404.98
Reserve for Uncollected Taxes...	
.....	\$109,738.95
GRAND TOTAL	\$1,261,143.93

REVENUES REALIZED IN 1967

Surplus revenue appropriated	\$150,000.00
Miscellaneous revenues realized	184,387.84
State aid revenues realized	14,403.00
Delinquent tax and lien collections ..	37,014.61
Current tax collections	878,742.65
Emergency borrowings
TOTAL REVENUES	\$1,264,548.10

CAPITAL OUTLAY (BY ORDINANCE) 1967

Beaches and boardwalks
Buildings and equipment
Parks and playgrounds	\$10,672.66
Sanitary sewers
Streets and roads	14,402.50
Water supply	26,651.76
Other purposes
.....	\$37,726.92

TAXES

Local school taxes	\$509,578.98
County taxes	167,269.75
Special district taxes
.....	\$676,848.73
Local purpose taxes	239,666.95
Veteran and senior citizen tax ...	27,460.00
Total tax levy (for rate purposes)	\$943,975.68
Per Capita Total Tax Levy ...	
.....	\$179.80
Current Taxes	
1967 taxes levied (total)	\$923,236.25
Collected in 1967	878,742.65
Per cent of levy col- lected	95.18
Transferred to liens	1,003.55
Adjustments	1,511.63
Balance December 31, 1967	\$41,978.42
All Prior Years Taxes Outstanding	
Balance January 1, 1967	\$36,782.34
Collected in 1967	34,518.48
Adjustments	+31.61
Balance December 31, 1967	\$2,295.47
Tax Title Liens Outstanding	
Balance January 1, 1967	\$10,526.94
Redeemed by cash	2,496.13
Adjustments	+1,551.65
Balance December 31, 1967	\$9,582.46
Property Acquired by Deed or Foreclosure	
Balance January 1, 1967	\$36,770.00
Sale for cash	3,180.00
Adjustments	+3,180.00
Balance December 31, 1967	\$36,770.00

CAPITAL DEBT, DECEMBER 31, 1967

Authorized—Issued and Unissued		
	Gross Debt	Net Debt
School debt	\$627,730.00
Self-liquidating debt ..	387,600.00
Other capital debt	295,600.00	\$295,600.00
.....	\$1,310,930.00	\$295,600.00
Per Cent	4.69	1.05
Per Capita	\$249.70	\$56.30
Issued and Outstanding		
School debt	\$627,730.00
Self-liquidating debt	323,600.00
Other capital debt	153,100.00
.....	\$1,104,430.00

Equalized Valuation Basis \$27,896,947.00

CURRENT FINANCES DECEMBER 31, 1967

Cash	\$308,758.90
Taxes receivable	44,273.89
Tax title liens	9,582.46
Foreclosed property	36,770.00
Other receivables	2,298.80
Emergencies and deferred charges ..	48,336.25
State road aid receivable	10,811.00
.....	\$460,831.30
Cash liabilities	\$129,059.44
Reserves for receivables	92,925.15
Surplus revenue	238,846.71
.....	\$460,831.30

AUDUBON BOROUGH—CAMDEN COUNTY

Population U. S. Census, 1960—10,440
Estimated Population, 1967—11,410

Land Area 1.52 sq. mi.

Net Valuation Taxable \$25,874,975
Equalized Valuation \$55,186,850

EXPENDITURES FOR 1967

General Government	
Administrative and executive	\$60,443.80
Assessment and collection of taxes ..	20,770.00
Financial administration	2,700.00
Public Safety	
Fire protection	20,150.00
Police protection	126,244.00
Other protection	1,400.00
Civil defense and disaster control ..	3,225.00
Streets and Roads	
Repairs and maintenance	44,903.53
Street lighting	18,900.00
Sanitation	
Street cleaning	35,100.00
Garbage and trash removal	40,003.32
Sanitary sewers	38,040.00
Health and Welfare	
Health services	8,585.00
Welfare—public assistance	1,775.00
Hospitals
Recreation	
Beaches and boardwalks
Parks and playgrounds	2,500.00
Other recreational services
Education (excl. school districts)	
Libraries	10,540.00
Other educational services	4,600.00
Statutory Expenditures	27,649.00
Unclassified Purposes
Total Municipal Functions	\$467,528.65
Per Capita—Municipal Functions	\$40.98
Capital Improvements	46,731.66
Debt Service	5,682.50
Principal payments .. \$5,000.00	
Interest payments .. 682.50	
Per Capita—Debt Service	\$0.50
Deferred Charges
Total Municipal Expenditures	\$519,942.81
Required Payments for Local School, County, and Special District Taxes	1,282,736.51
TOTAL EXPENDITURES	\$1,802,679.32
Reserve for Uncollected Taxes...	\$28,101.87
GRAND TOTAL	\$1,830,781.19

REVENUES REALIZED IN 1967

Surplus revenue appropriated	\$90,000.00
Miscellaneous revenues realized ..	192,519.47
State aid revenues realized	36,104.07
Delinquent tax and lien collections ..	18,093.20
Current tax collections	1,539,092.38
Emergency borrowings

TOTAL REVENUES \$1,875,809.12

CAPITAL OUTLAY (BY ORDINANCE) 1967

Beaches and boardwalks
Buildings and equipment	\$55,474.00
Parks and playgrounds
Sanitary sewers
Streets and roads
Water supply
Other purposes
	\$55,474.00

TAXES

Local school taxes	\$845,484.00
County taxes	437,252.51
Special district taxes
	\$1,282,736.51
Local purpose taxes	277,093.68
Veteran and senior citizen tax ...	81,520.00
Total tax levy (for rate purposes)	\$1,641,350.19
Per Capita Total Tax Levy ...	\$143.85
General tax rate
Adjusted business personality tax rate	12.32
Adjusted general tax rate	6.10
Current Taxes	
1967 taxes levied (total)	\$1,560,425.94
Collected in 1967	1,539,092.38
Per cent of levy collected	98.63
Transferred to liens
Adjustments	2,610.16
Balance December 31, 1967	\$18,723.40
All Prior Years Taxes Outstanding	
Balance January 1, 1967	\$18,987.67
Collected in 1967	18,093.20
Adjustments	85.60
Balance December 31, 1967	\$808.87
Tax Title Liens Outstanding	
Balance January 1, 1967
Redeemed by cash
Adjustments
Balance December 31, 1967
Property Acquired by Deed or Foreclosure	
Balance January 1, 1967	\$285.00
Sale for cash
Adjustments
Balance December 31, 1967	\$285.00

CAPITAL DEBT, DECEMBER 31, 1967

Authorized—Issued and Unissued

	Gross Debt	Net Debt
School debt	\$320,000.00
Self-liquidating debt
Other capital debt	\$4,000.00	\$84,000.00
	\$404,000.00	\$84,000.00
Per Cent	0.77	0.16
Per Capita	\$35.41	\$7.36

Issued and Outstanding

School debt	\$320,000.00
Self-liquidating debt
Other capital debt	64,000.00
	\$384,000.00

Equalized Valuation Basis \$52,369,982.00

CURRENT FINANCES DECEMBER 31, 1967

Cash	\$623,291.68
Taxes receivable	19,532.27
Tax title liens
Foreclosed property	285.00
Other receivables	65.12
Emergencies and deferred charges ..	10,400.00
State road aid receivable	25,781.40
	\$679,355.47
Cash liabilities	\$469,098.04
Reserves for receivables	19,882.33
Surplus revenue	190,375.04
	\$679,355.47

AUDUBON PARK BOROUGH—CAMDEN COUNTY

Population U. S. Census, 1960—1,713
Estimated Population, 1967—1,770

Land Area 0.15 sq. mi.

Net Valuation Taxable \$731,905
Equalized Valuation \$1,463,810

EXPENDITURES FOR 1967

General Government	
Administrative and executive	\$7,510.00
Assessment and collection of taxes	725.00
Financial administration	1,625.00
Public Safety	
Fire protection	4,501.00
Police protection	21,750.00
Other protection
Civil defense and disaster control	50.00
Streets and Roads	
Repairs and maintenance
Street lighting	400.00
Sanitation	
Street cleaning
Garbage and trash removal
Sanitary sewers
Health and Welfare	
Health services	1,830.00
Welfare—public assistance	925.00
Hospitals
Recreation	
Benches and boardwalks
Parks and playgrounds	5.00
Other recreational services
Education (excl. school districts)	
Libraries	700.00
Other educational services	600.00
Statutory Expenditures	2,620.00
Unclassified Purposes
Total Municipal Functions	\$43,241.00

Per Capita—Municipal Functions \$24.43

Capital Improvements

Debt Service

Principal payments

Interest payments

Per Capita—Debt Service

Deferred Charges

Total Municipal Expenditures \$47,147.06

Required Payments for Local School, County, and Special District Taxes

TOTAL EXPENDITURES \$102,429.79

Reserve for Uncollected Taxes...

GRAND TOTAL \$102,429.79

REVENUES REALIZED IN 1967

Surplus revenue appropriated	\$18,627.06
Miscellaneous revenues realized	6,915.72
State aid revenues realized	118.80
Delinquent tax and lien collections
Current tax collections	79,045.73
Emergency borrowings

TOTAL REVENUES \$104,707.31

CAPITAL OUTLAY (BY ORDINANCE) 1967

Benches and boardwalks
Buildings and equipment
Parks and playgrounds
Sanitary sewers
Streets and roads
Water supply
Other purposes

TAXES

Local school taxes	\$43,656.00
County taxes	11,626.73
Special district taxes
Local purpose taxes	\$55,282.73
Veteran and senior citizen tax	23,820.00
Total tax levy (for rate purposes)	\$79,102.73

Per Capita Total Tax Levy ... \$44.69

General tax rate

Adjusted business personalty tax rate

Adjusted general tax rate

Current Taxes

1967 taxes levied (total)	\$79,045.73
Collected in 1967	79,045.73
Per cent of levy collected	100.00
Transferred to liens
Adjustments
Balance December 31, 1967

All Prior Years Taxes Outstanding

Balance January 1, 1967
Collected in 1967
Adjustments
Balance December 31, 1967

Tax Title Liens Outstanding

Balance January 1, 1967
Redeemed by cash
Adjustments
Balance December 31, 1967

Property Acquired by Deed or Foreclosure

Balance January 1, 1967
Sale for cash
Adjustments
Balance December 31, 1967

CAPITAL DEBT, DECEMBER 31, 1967

Authorized—Issued and Unissued

	Gross Debt	Net Debt
School debt	\$70,000.00	\$25,664.00
Self-liquidating debt
Other capital debt
	\$70,000.00	\$25,664.00
Per Cent	4.73	1.73
Per Capita	\$39.55	\$14.50

Issued and Outstanding

School debt	\$70,000.00
Self-liquidating debt
Other capital debt
	\$70,000.00

Equalized Valuation Basis \$1,477,854.00

CURRENT FINANCES DECEMBER 31, 1967

Cash	\$22,093.28
Taxes receivable
Tax title liens
Foreclosed property
Other receivables	425.88
Emergencies and deferred charges ..	69.85
State road aid receivable
	\$22,589.01
Cash liabilities	\$4,997.86
Reserves for receivables	425.88
Surplus revenue	17,165.27
	\$22,589.01

AVALON BOROUGH—CAPE MAY COUNTY

Population U. S. Census, 1960—695
Estimated Population, 1967—990

Land Area 5.80 sq. mi.

Net Valuation Taxable \$37,312,050
Equalized Valuation \$40,257,529

EXPENDITURES FOR 1967

General Government	
Administrative and executive	\$139,225.00
Assessment and collection of taxes	15,700.00
Financial administration
Public Safety	
Fire protection	10,080.00
Police protection	86,450.00
Other protection
Civil defense and disaster control	500.00
Streets and Roads	
Repairs and maintenance	95,300.00
Street lighting	18,000.00
Sanitation	
Street cleaning
Garbage and trash removal	34,800.00
Sanitary sewers
Health and Welfare	
Health services	5,855.00
Welfare—public assistance	625.00
Hospitals	200.00
Recreation	
Beaches and boardwalks	66,200.00
Parks and playgrounds	12,500.00
Other recreational services	7,075.00
Education (excl. school districts)	
Libraries	2,620.00
Other educational services	3,500.00
Statutory Expenditures	
.....	12,300.00
Unclassified Purposes	
.....	600.00
Total Municipal Functions	\$511,530.00

Per Capita—Municipal Functions \$516.70
Capital Improvements 216,990.00

Debt Service 71,000.00
Principal payments .. \$54,000.00
Interest payments .. 17,000.00

Per Capita—Debt Service \$71.72
Deferred Charges 172,372.99

Total Municipal Expenditures \$971,892.99

Required Payments for Local School, County, and Special District Taxes 255,776.42

TOTAL EXPENDITURES \$1,227,669.41

Reserve for Uncollected Taxes... \$47,977.01

GRAND TOTAL \$1,275,646.42

REVENUES REALIZED IN 1967

Surplus revenue appropriated	\$257,105.00
Miscellaneous revenues realized ..	196,276.77
State aid revenues realized	18,734.00
Delinquent tax and lien collections	37,348.25
Current tax collections	733,145.26
Emergency borrowings

TOTAL REVENUES \$1,242,609.28

CAPITAL OUTLAY (BY ORDINANCE) 1967

Beaches and boardwalks
Buildings and equipment
Parks and playgrounds
Sanitary sewers
Streets and roads
Water supply
Other purposes	\$100,746.48
	\$100,746.48

TAXES

Local school taxes	\$68,946.83
County taxes	186,829.59
Special district taxes
	\$255,776.42
Local purpose taxes	488,500.00
Veteran and senior citizen tax ..	9,750.00
Total tax levy (for rate purposes)	\$754,026.42

Per Capita Total Tax Levy ...	\$761.64
General tax rate
Adjusted business personality tax rate	3.45
Adjusted general tax rate	2.00

Current Taxes	
1967 taxes levied (total)	\$787,172.60
Collected in 1967	733,145.26
Per cent of levy collected	93.13
Transferred to Liens	497.00
Adjustments	2,373.70
Balance December 31, 1967	\$51,156.64

All Prior Years Taxes Outstanding	
Balance January 1, 1967	\$35,506.99
Collected in 1967	34,802.06
Adjustments	—476.26
Balance December 31, 1967	\$228.67

Tax Title Liens Outstanding	
Balance January 1, 1967	\$37,938.02
Reimbursed by cash	2,546.19
Adjustments	+536.11
Balance December 31, 1967	\$35,927.94

Property Acquired by Deed or Foreclosure	
Balance January 1, 1967	\$464,208.75
Sale for cash	65,000.00
Adjustments
Balance December 31, 1967	\$399,208.75

CAPITAL DEBT, DECEMBER 31, 1967

Authorized—Issued and Unissued

	Gross Debt	Net Debt
School debt	\$356,000.00
Self-liquidating debt ..	106,000.00
Other capital debt	979,443.00	\$979,443.00
	\$1,441,443.00	\$979,443.00

Per Cent	4.03	2.74
Per Capita	\$1,456.00	\$980.34

Issued and Outstanding

School debt	\$166,000.00
Self-liquidating debt	106,000.00
Other capital debt	420,000.00
	\$692,000.00

Equalized Valuation Basis \$35,721,266.00

CURRENT FINANCES DECEMBER 31, 1967

Cash	\$623,024.97
Taxes receivable	51,385.31
Tax title liens	35,927.94
Foreclosed property	398,208.75
Other receivables	89,041.58
Emergencies and deferred charges ..	81,132.36
State road aid receivable	25,579.00
	\$1,305,299.91
Cash liabilities	\$177,607.36
Reserves for receivables	575,563.58
Surplus revenue	552,128.97
	\$1,305,299.91

AVON-BY-THE-SEA BOROUGH—MONMOUTH COUNTY

Population U. S. Census, 1960—1,707
Estimated Population, 1967—1,730

Land Area 0.40 sq. mi.

Net Valuation Taxable \$18,082,552
Equalized Valuation \$20,377,017

EXPENDITURES FOR 1967	
General Government	
Administrative and executive	\$49,820.00
Assessment and collection of taxes ..	18,450.00
Financial administration	9,700.00
Public Safety	
Fire protection	5,375.00
Police protection	79,123.79
Other protection	1,500.00
Civil defense and disaster control
Streets and Roads	
Repairs and maintenance	44,025.00
Street lighting	9,750.00
Sanitation	
Street cleaning
Garbage and trash removal	26,777.98
Sanitary sewers	12,300.00
Health and Welfare	
Health services	1,076.21
Welfare—public assistance	1,200.00
Hospitals
Recreation	
Beaches and boardwalks	28,208.12
Parks and playgrounds	582.79
Other recreational services	1,808.86
Education (excl. school districts)	
Libraries	11,875.00
Other educational services
Statutory Expenditures	
.....	15,300.00
Unclassified Purposes	
.....	500.00
Total Municipal Functions	\$317,972.75
Per Capita—Municipal Functions	\$183.80
Capital Improvements	11,010.00
Debt Service	30,488.00
Principal payments .. \$20,000.00	
Interest payments .. 10,488.00	
Per Capita—Debt Service	\$17.62
Deferred Charges	27,400.30
Total Municipal Expenditures	\$386,871.05
Required Payments for Local School, County, and Special District Taxes	273,540.45
TOTAL EXPENDITURES	\$660,411.50
Reserve for Uncollected Taxes...	\$45,370.95
GRAND TOTAL	\$705,782.45

REVENUES REALIZED IN 1967	
Surplus revenue appropriated	\$100,000.00
Miscellaneous revenues realized ..	183,490.81
State aid revenues realized	7,042.00
Delinquent tax and lien collections ..	16,610.87
Current tax collections	420,217.59
Emergency borrowings
TOTAL REVENUES	\$727,361.27

CAPITAL OUTLAY (BY ORDINANCE) 1967	
Beaches and boardwalks
Buildings and equipment	\$54,762.78
Parks and playgrounds
Sanitary sewers
Streets and roads	38,117.05
Water supply	888.97
Other purposes
TOTAL	\$93,768.80

TAXES	
Local school taxes	\$158,891.00
County taxes	114,649.45
Special district taxes
.....	\$273,540.45
Local purpose taxes	174,700.00
Veteran and senior citizen tax ...	14,320.00
Total tax levy (for rate purposes)	\$462,560.45
Per Capita Total Tax Levy	\$267.38
General tax rate	2.555
Adjusted business personalty tax rate
Adjusted general tax rate
Current Taxes	
1967 taxes levied (total)	\$452,618.93
Collected in 1967	420,217.59
Per cent of levy col- lected	92.84
Transferred to liens	233.33
Adjustments	11,366.81
Balance December 31, 1967	\$20,801.20
All Prior Years Taxes Outstanding	
Balance January 1, 1967	\$24,788.65
Collected in 1967	16,230.99
Adjustments
Balance December 31, 1967	\$8,557.66
Tax Title Liens Outstanding	
Balance January 1, 1967	\$321.89
Redeemed by cash	379.88
Adjustments	+233.33
Balance December 31, 1967	\$175.34
Property Acquired by Deed or Foreclosure	
Balance January 1, 1967	\$3,875.00
Sale for cash
Adjustments
Balance December 31, 1967	\$3,875.00

CAPITAL DEBT, DECEMBER 31, 1967		
Authorized—Issued and Unissued		
	Gross Debt	Net Debt
School debt
Self-liquidating debt ..	\$27,500.00
Other capital debt	\$369,000.00	\$369,000.00
	\$396,500.00	\$369,000.00
Per Cent	1.96	1.82
Per Capita	\$229.19	\$213.29
Issued and Outstanding		
School debt
Self-liquidating debt	\$16,000.00
Other capital debt	247,000.00
		\$266,000.00

Equalized Valuation Basis \$20,210,201.00	
CURRENT FINANCES DECEMBER 31, 1967	
Cash	\$128,406.58
Taxes receivable	29,358.86
Tax title liens	175.34
Foreclosed property	3,875.00
Other receivables	112,212.77
Emergencies and deferred charges ..	11,000.00
State road aid receivable	4,952.00
	\$289,980.55
Cash liabilities	\$90,172.51
Reserves for receivables	145,621.97
Surplus revenue	54,186.07
	\$289,980.55

BARNEGAT LIGHT BOROUGH—OCEAN COUNTY

Population U. S. Census, 1960—287
Estimated Population, 1967—350

Land Area 0.62 sq. mi.

Net Valuation Taxable \$11,806,750
Equalized Valuation \$11,733,633

EXPENDITURES FOR 1967

General Government	
Administrative and executive	\$23,033.04
Assessment and collection of taxes	7,300.00
Financial administration	1,616.96
Public Safety	
Fire protection	3,000.00
Police protection	12,250.00
Other protection	2,850.00
Civil defense and disaster control	300.00
Streets and Roads	
Repairs and maintenance	19,442.00
Street lighting	5,000.00
Sanitation	
Street cleaning
Garbage and trash removal	20,000.00
Sanitary sewers
Health and Welfare	
Health services	5,375.00
Welfare—public assistance	100.00
Hospitals
Recreation	
Beaches and boardwalks	13,300.00
Parks and playgrounds	3,000.00
Other recreational services
Education (excl. school districts)	
Libraries	100.00
Other educational services
Statutory Expenditures	3,800.00
Unclassified Purposes	50.00
Total Municipal Functions	\$120,517.00

Per Capita—Municipal Functions	\$344.33
Capital Improvements	17,000.00
Debt Service	12,095.00
Principal payments	\$9,000.00
Interest payments	3,095.00
Per Capita—Debt Service	\$34.56
Deferred Charges	14,548.57
Total Municipal Expenditures	\$164,160.57

Required Payments for Local School, County, and Special District Taxes	139,581.85
---	------------

TOTAL EXPENDITURES

Reserve for Uncollected Taxes...

GRAND TOTAL

REVENUES REALIZED IN 1967

Surplus revenue appropriated	\$47,000.00
Miscellaneous revenues realized	38,785.62
State aid revenues realized	4,764.00
Delinquent tax and lien collections	15,936.95
Current tax collections	233,432.82
Emergency borrowings

TOTAL REVENUES

CAPITAL OUTLAY (BY ORDINANCE) 1967

Beaches and boardwalks
Buildings and equipment
Parks and playgrounds
Sanitary sewers
Streets and roads
Water supply
Other purposes	\$36,000.00
Total	\$36,000.00

TAXES

Local school taxes	\$77,770.64
County taxes	61,811.21
Special district taxes
Total	\$139,581.85
Local purpose taxes	100,400.00
Veteran and senior citizen tax	3,440.00
Total tax levy (for rate purposes)	\$243,421.85

Per Capita Total Tax Levy

General tax rate
Adjusted business personalty tax rate	3.03
Adjusted general tax rate	2.06

Current Taxes

1967 taxes levied (total)	\$246,565.60
Collected in 1967	233,432.82
Per cent of levy collected	94.67
Transferred to liens
Adjustments
Balance December 31, 1967	\$13,132.78

All Prior Years Taxes Outstanding

Balance January 1, 1967	\$19,285.72
Collected in 1967	15,936.95
Adjustments
Balance December 31, 1967	\$3,348.77

Tax Title Liens Outstanding

Balance January 1, 1967	\$1,456.76
Redeemed by cash
Adjustments
Balance December 31, 1967	\$1,456.76

Property Acquired by Deed or Foreclosure

Balance January 1, 1967	\$2,700.00
Sale for cash
Adjustments
Balance December 31, 1967	\$2,700.00

CAPITAL DEBT, DECEMBER 31, 1967

Authorized—Issued and Unissued

	Gross Debt	Net Debt
School debt	\$187,111.00
Self-liquidating debt	115,000.00
Other capital debt	112,000.00	\$112,000.00
	\$414,111.00	\$112,000.00
Per Cent	3.66	0.99
Per Capita	\$1,183.17	\$320.00

Issued and Outstanding

School debt	\$187,111.00
Self-liquidating debt	115,000.00
Other capital debt	77,000.00
Total	\$379,111.00

Equalized Valuation Basis \$11,301,681.00

CURRENT FINANCES DECEMBER 31, 1967

Cash	\$175,926.73
Taxes receivable	16,481.55
Tax title liens	1,456.76
Foreclosed property	2,700.00
Other receivables	26,018.34
Emergencies and deferred charges	18,664.38
State road aid receivable	9,662.00
Total	\$250,909.76
Cash liabilities	\$89,110.03
Reserves for receivables	46,656.65
Surplus revenue	115,143.08
Total	\$250,909.76

BARRINGTON BOROUGH—CAMDEN COUNTY

Population U. S. Census, 1960—7,943
Estimated Population, 1967—9,690

Land Area 1.66 sq. mi.

Net Valuation Taxable \$20,417,359
Equalized Valuation \$42,631,306

EXPENDITURES FOR 1967

General Government	
Administrative and executive	\$52,619.49
Assessment and collection of taxes	12,243.52
Financial administration	6,751.92
Public Safety	
Fire protection	12,165.08
Police protection	108,744.51
Other protection	1,850.00
Civil defense and disaster control	1,350.00
Streets and Roads	
Repairs and maintenance	68,283.14
Street lighting	15,010.00
Sanitation	
Street cleaning
Garbage and trash removal	24,000.00
Sanitary sewers
Health and Welfare	
Health services	3,870.00
Welfare—public assistance	1,150.00
Hospitals
Recreation	
Beaches and boardwalks
Parks and playgrounds	10,250.00
Other recreational services
Education (excl. school districts)	
Libraries	1,900.00
Other educational services	9,000.00
Statutory Expenditures	20,952.67
Unclassified Purposes
Total Municipal Functions	\$350,140.33

Per Capita—Municipal Functions	\$36.13
Capital Improvements	41,798.22
Debt Service	28,610.00
Principal payments	\$22,000.00
Interest payments ..	6,610.00
Per Capita—Debt Service	\$2.95
Deferred Charges	11,143.72

Total Municipal Expenditures	\$431,692.27
Required Payments for Local School, County, and Special District Taxes	994,819.41

TOTAL EXPENDITURES \$1,426,511.68

Reserve for Uncollected Taxes...	\$63,374.28
GRAND TOTAL	\$1,489,885.96

REVENUES REALIZED IN 1967

Surplus revenue appropriated	\$60,000.00
Miscellaneous revenues realized ..	110,968.77
State aid revenues realized	23,592.76
Delinquent tax and lien collections ..	44,957.95
Current tax collections	1,155,647.84
Emergency borrowings

TOTAL REVENUES \$1,395,167.32

CAPITAL OUTLAY (BY ORDINANCE) 1967

Beaches and boardwalks
Buildings and equipment	\$26,032.00
Parks and playgrounds
Sanitary sewers	3,737.70
Streets and roads	13,492.79
Water supply
Other purposes	11,775.00
	\$55,037.49

TAXES

Local school taxes	\$656,928.37
County taxes	337,891.04
Special district taxes
	\$994,819.41
Local purpose taxes	253,862.22
Veteran and senior citizen tax ..	49,740.00
Total tax levy (for rate purposes)	\$1,298,421.63

Per Capita Total Tax Levy ... \$134.00

General tax rate
Adjusted business personality tax rate	14.74
Adjusted general tax rate	5.74

Current Taxes

1967 taxes levied (total)	\$1,254,402.63
Collected in 1967	1,155,647.84
Per cent of levy collected	92.12
Transferred to liens	393.19
Adjustments	1,026.20
Balance December 31, 1967	\$97,335.40

All Prior Years Taxes Outstanding

Balance January 1, 1967	\$53,212.29
Collected in 1967	44,957.95
Adjustments
Balance December 31, 1967	\$8,254.34

Tax Title Liens Outstanding

Balance January 1, 1967	\$2,278.40
Redeemed by cash
Adjustments	393.19
Balance December 31, 1967	\$2,671.59

Property Acquired by Deed or Foreclosure

Balance January 1, 1967	\$3,342.00
Sale for cash
Adjustments
Balance December 31, 1967	\$3,342.00

CAPITAL DEBT, DECEMBER 31, 1967

Authorized—Issued and Unissued

	Gross Debt	Net Debt
School debt	\$803,000.00
Self-liquidating debt ..	221,303.00	\$116,404.00
Other capital debt	222,614.00	222,614.00
	\$1,246,917.00	\$339,018.00
Per Cent	3.01	0.81
Per Capita	\$128.68	\$34.00

Issued and Outstanding

School debt	\$803,000.00
Self-liquidating debt	216,000.00
Other capital debt	174,995.00
	\$1,193,995.00

Equalized Valuation Basis \$41,392,781.00

CURRENT FINANCES DECEMBER 31, 1967

Cash	\$25,764.70
Taxes receivable	105,589.74
Tax title liens	2,671.59
Foreclosed property	3,342.00
Other receivables	115.56
Emergencies and deferred charges ..	25,016.85
State road aid receivable	36,438.00
	\$198,938.44
Cash liabilities	\$38,166.35
Reserves for receivables	111,718.89
Surplus revenue	49,053.20
	\$198,938.44

BASS RIVER TOWNSHIP—BURLINGTON COUNTY

Population U. S. Census, 1960—737
Estimated Population, 1967—730

Land Area 79.65 sq. mi.

Net Valuation Taxable \$6,172,763
Equalized Valuation \$8,113,531

EXPENDITURES FOR 1967

General Government

Administrative and executive	\$6,895.00
Assessment and collection of taxes ..	5,715.00
Financial administration	2,700.00

Public Safety

Fire protection	3,400.00
Police protection	3,400.00
Other protection	225.00
Civil defense and disaster control ..	200.00

Streets and Roads

Repairs and maintenance	8,900.00
Street lighting	3,000.00

Sanitation

Street cleaning
Garbage and trash removal	490.00
Sanitary sewers

Health and Welfare

Health services	900.00
Welfare—public assistance	730.00
Hospitals

Recreation

Beaches and boardwalks
Parks and playgrounds
Other recreational services

Education (excl. school districts)

Libraries
Other educational services

Statutory Expenditures

695.00

Unclassified Purposes

100.00

Total Municipal Functions \$37,350.00

Per Capita—Municipal Functions \$51.16

Capital Improvements

Debt Service

Principal payments
Interest payments

Per Capita—Debt Service

Deferred Charges

12,347.00

Total Municipal Expenditures \$49,697.00

Required Payments for Local

School, County, and Special
District Taxes	135,518.85

TOTAL EXPENDITURES \$185,215.85

Reserve for Uncollected Taxes...

\$47,640.57

GRAND TOTAL \$232,856.42

REVENUES REALIZED IN 1967

Surplus revenue appropriated	\$26,000.00
Miscellaneous revenues realized ..	33,591.35
State aid revenues realized	3,261.00
Delinquent tax and lien collections ..	24,866.64
Current tax collections	109,014.93
Emergency borrowings

TOTAL REVENUES \$196,733.92

CAPITAL OUTLAY (BY ORDINANCE) 1967

Beaches and boardwalks
Buildings and equipment
Parks and playgrounds
Sanitary sewers
Streets and roads
Water supply
Other purposes

TAXES

Local school taxes	\$99,972.00
County taxes	35,546.85
Special district taxes

\$135,518.85

Local purpose taxes	26,556.57
Veteran and senior citizen tax ...	9,010.00

Total tax levy (for rate purposes) \$171,085.42

Per Capita Total Tax Levy ... \$234.36

General tax rate
Adjusted business personalty tax rate	6.12
Adjusted general tax rate	2.60

Current Taxes

1967 taxes levied (total)	\$163,346.76
Collected in 1967	109,014.93
Per cent of levy collected	66.73
Transferred to liens	10,308.64
Adjustments	9,101.09
Balance December 31, 1967	\$34,922.10

All Prior Years Taxes Outstanding

Balance January 1, 1967	\$31,483.40
Collected in 1967	24,465.59
Adjustments	—1,249.87
Balance December 31, 1967	\$5,767.94

Tax Title Liens Outstanding

Balance January 1, 1967	\$55,493.12
Redeemed by cash	401.05
Adjustments	+10,453.26
Balance December 31, 1967	\$65,546.33

Property Acquired by Deed or

Foreclosure

Balance January 1, 1967
Sale for cash
Adjustments
Balance December 31, 1967

CAPITAL DEBT, DECEMBER 31, 1967

Authorized—Issued and Unissued

	Gross Debt	Net Debt
School debt
Self-liquidating debt
Other capital debt
Per Cent
Per Capita

Issued and Outstanding

School debt
Self-liquidating debt
Other capital debt

Equalized Valuation Basis \$6,246,018.00

CURRENT FINANCES DECEMBER 31, 1967

Cash	\$42,114.05
Taxes receivable	40,690.04
Tax title liens	65,545.33
Foreclosed property
Other receivables	112.50
Emergencies and deferred charges ..	7,270.00
State road aid receivable
	\$155,731.92
Cash liabilities	\$23,925.95
Reserves for receivables	106,347.87
Surplus revenue	25,458.10
	\$155,731.92

BAY HEAD BOROUGH—OCEAN COUNTY

Population U. S. Census, 1960—824
Estimated Population, 1967—840

Land Area 0.65 sq. mi.

Net Valuation Taxable \$18,296,915
Equalized Valuation \$23,846,313

EXPENDITURES FOR 1967

General Government	
Administrative and executive	\$19,637.50
Assessment and collection of taxes	5,760.00
Financial administration
Public Safety	
Fire protection	7,200.00
Police protection	46,000.00
Other protection	675.00
Civil defense and disaster control	1,000.00
Streets and Roads	
Repairs and maintenance	10,853.00
Street lighting	3,000.00
Sanitation	
Street cleaning	20,500.00
Garbage and trash removal	2,500.00
Sanitary sewers	17,675.00
Health and Welfare	
Health services	900.00
Welfare—public assistance	300.00
Hospitals
Recreation	
Beaches and boardwalks	1,199.50
Parks and playgrounds	400.00
Other recreational services
Education (excl. school districts)	
Libraries	350.00
Other educational services
Statutory Expenditures	8,330.00
Unclassified Purposes
Total Municipal Functions	\$144,380.00
Per Capita—Municipal Functions	\$171.88
Capital Improvements	25,260.00
Debt Service	21,387.50
Principal payments .. \$15,000.00	
Interest payments .. 6,387.50	
Per Capita—Debt Service	\$25.46
Deferred Charges	26.00
Total Municipal Expenditures	\$191,053.50
Required Payments for Local School, County, and Special District Taxes	
.....	325,571.98
TOTAL EXPENDITURES	\$516,625.48
Reserve for Uncollected Taxes...	\$40,309.66
GRAND TOTAL	\$556,935.14

REVENUES REALIZED IN 1967

Surplus revenue appropriated	\$32,000.00
Miscellaneous revenues realized ..	45,853.53
State aid revenues realized ..	26,515.13
Delinquent tax and lien collections ..	25,147.98
Current tax collections	440,462.47
Emergency borrowings
TOTAL REVENUES	\$569,979.19

CAPITAL OUTLAY (BY ORDINANCE) 1967

Beaches and boardwalks	\$7,220.47
Buildings and equipment	24,977.56
Parks and playgrounds
Sanitary sewers
Streets and roads
Water supply
Other purposes
TOTAL	\$32,198.03

TAXES

Local school taxes	\$199,494.00
County taxes	126,077.98
Special district taxes
Total	\$325,571.98
Local purpose taxes	128,600.00
Veteran and senior citizen tax ..	8,330.00
Total tax levy (for rate purposes)	\$462,501.98
Per Capita Total Tax Levy	\$550.60
General tax rate	2.52
Adjusted business personalty tax rate
Adjusted general tax rate
Current Taxes	
1967 taxes levied (total)	\$458,628.60
Collected in 1967	440,462.47
Per cent of levy col-lected	96.03
Transferred to liens	1,095.57
Adjustments	332.64
Balance December 31, 1967	\$16,737.92
All Prior Years Taxes Outstanding	
Balance January 1, 1967	\$21,128.27
Collected in 1967	17,553.56
Adjustments	—232.74
Balance December 31, 1967	\$3,341.97
Tax Title Liens Outstanding	
Balance January 1, 1967	\$9,671.21
Returned by cash	7,394.42
Adjustments	+1,095.57
Balance December 31, 1967	\$3,172.36
Property Acquired by Deed or Foreclosure	
Balance January 1, 1967
Sale for cash
Adjustments
Balance December 31, 1967

CAPITAL DEBT, DECEMBER 31, 1967

Authorized—Issued and Unissued

	Gross Debt	Net Debt
School debt	\$185,000.00
Self-liquidating debt
Other capital debt	246,790.00	\$246,790.00
Total	\$431,790.00	\$246,790.00
Per Cent	1.86	1.06
Per Capita	\$514.04	\$293.80

Issued and Outstanding

School debt	\$185,000.00
Self liquidating debt
Other capital debt	232,000.00
Total	\$417,000.00

Equalized Valuation Basis \$23,133,912.00

CURRENT FINANCES DECEMBER 31, 1967

Cash	\$196,382.16
Taxes receivable	20,079.89
Tax title liens	3,172.36
Foreclosed property
Other receivables	26,362.55
Emergencies and deferred charges ..	4,130.00
State road aid receivable	13,557.00
Total	\$263,683.96
Cash liabilities	\$149,714.68
Reserves for receivables	49,614.80
Surplus revenue	64,354.48
Total	\$263,683.96

BAYONNE CITY—HUDSON COUNTY

Population U. S. Census, 1960—74,215
Estimated Population, 1967—74,180

Land Area 4.30 sq. mi.

Net Valuation Taxable \$131,498,173
Equalized Valuation \$345,430,590

EXPENDITURES FOR 1967

General Government	
Administrative and executive	\$838,480.00
Assessment and collection of taxes	154,450.00
Financial administration	68,950.00
Public Safety	
Fire protection	1,539,620.00
Police protection	1,634,750.00
Other protection	144,625.00
Civil defense and disaster control	16,660.00
Streets and Roads	
Repairs and maintenance	409,800.00
Street lighting	113,000.00
Sanitation	
Street cleaning	93,900.00
Garbage and trash removal	327,200.00
Sanitary sewers	64,600.00
Health and Welfare	
Health services	147,715.00
Welfare—public assistance	187,575.00
Hospitals	140,480.00
Recreation	
Beaches and boardwalks	359,000.00
Parks and playgrounds	41,775.00
Other recreational services	
Education (excl. school districts)	
Libraries	263,500.00
Other educational services	2,500.00
Statutory Expenditures	
	1,019,764.83
Unclassified Purposes	
	20,000.00
Total Municipal Functions	\$7,588,344.83
Per Capita—Municipal Functions	
	\$102.30
Capital Improvements	
	258,063.90
Debt Service	
Principal payments .. \$139,000.00	*466,719.00
Interest payments .. 327,719.00	
Per Capita—Debt Service	
	\$6.29
Deferred Charges	
	232,140.47
Total Municipal Expenditures	\$8,545,268.20
Required Payments for Local School, County, and Special District Taxes	
	8,805,925.80
TOTAL EXPENDITURES	
	\$17,351,186.00
Reserve for Uncollected Taxes..	
	\$1,543,133.32
GRAND TOTAL	
	\$18,894,319.32

REVENUES REALIZED IN 1967

Surplus revenue appropriated	\$408,451.37
Miscellaneous revenues realized ..	1,943,436.15
State aid revenues realized	311,324.60
Delinquent tax and lien collections ..	376,921.95
Current tax collections	14,056,069.80
Emergency borrowings	

TOTAL REVENUES \$17,096,203.87

CAPITAL OUTLAY (BY ORDINANCE) 1967

Beaches and boardwalks	
Buildings and equipment	\$307,805.52
Parks and playgrounds	58,870.46
Sanitary sewers	50,852.32
Streets and roads	73,573.01
Water supply	136,230.00
Other purposes	1,102,321.00

\$1,729,652.31

TAXES

Local school taxes	\$4,882,507.00
County taxes	3,927,958.80
Special district taxes	
	\$8,810,465.80
Local purpose taxes	7,027,102.52
Veteran and senior citizen tax ..	251,530.00
Total tax levy (for rate purposes)	\$16,089,098.32
Per Capita Total Tax Levy	
	\$216.89
Current Taxes	
General tax rate	
Adjusted business personalty tax rate	37.632
Adjusted general tax rate	10.985
1967 taxes levied (total)	
Collected in 1967	\$15,933,564.85
Per cent of levy collected	14,056,069.80
lected	88.21
Transferred to liens	34,309.98
Adjustments	428,893.82
Balance December 31, 1967	\$1,414,291.25
All Prior Years Taxes Outstanding	
Balance January 1, 1967	\$4,295,097.36
Collected in 1967	361,303.60
Adjustments	343,891.02
Balance December 31, 1967	\$3,889,902.74
Tax Title Liens Outstanding	
Balance January 1, 1967	\$84,895.30
Redeemed by cash	15,618.35
Adjustments	+48,192.68
Balance December 31, 1967	\$117,469.63
Property Acquired by Deed or Foreclosure	
Balance January 1, 1967	\$11,886,233.00
Sale for cash	512,772.50
Adjustments	
Balance December 31, 1967	\$11,373,460.50

CAPITAL DEBT, DECEMBER 31, 1967

Authorized—Issued and Unissued

	Gross Debt	Net Debt
School debt	\$8,000.00	
Self-liquidating debt .. 5,206,000.00		\$420,774.00
Other capital debt .. 9,199,057.00		8,667,557.00
	\$14,413,057.00	\$9,088,331.00
Per Cent	4.43	2.79
Per Capita	\$194.30	\$122.52

Issued and Outstanding

School debt	\$8,000.00
Self-liquidating debt .. 5,206,000.00	
Other capital debt .. 6,752,700.00	
	\$11,966,700.00

Equalized Valuation Basis \$325,260,824.00

CURRENT FINANCES DECEMBER 31, 1967

Cash	\$3,717,069.42
Taxes receivable	5,004,193.99
Tax title liens	117,469.63
Foreclosed property	11,373,460.50
Other receivables	334,785.85
Emergencies and deferred charges ..	470,022.68
State road aid receivable	153,300.00
	\$21,170,302.07
Cash liabilities	\$4,338,118.35
Reserves for receivables	16,829,909.97
Surplus revenue	2,273.75
	\$21,170,302.07

* Includes \$4,540.00 Chapter VI School Debt Service.

BEACH HAVEN BOROUGH—OCEAN COUNTY

Population U. S. Census, 1960—1,041
Estimated Population, 1967—1,130

Land Area 1.00 sq. mi.

Net Valuation Taxable \$28,399,995
Equalized Valuation \$28,546,902

EXPENDITURES FOR 1967

General Government	
Administrative and executive	\$56,095.00
Assessment and collection of taxes	16,350.00
Financial administration	2,100.00
Public Safety	
Fire protection	11,750.00
Police protection	80,275.00
Other protection	2,550.00
(Civil defense and disaster control)	350.00
Streets and Roads	
Repairs and maintenance	47,000.00
Street lighting	24,000.00
Sanitation	
Street cleaning	
Garbage and trash removal	42,300.00
Sanitary sewers	
Health and Welfare	
Health services	3,700.00
Welfare—public assistance	500.00
Hospitals	
Recreation	
Beaches and boardwalks	25,440.00
Parks and playgrounds	5,300.00
Other recreational services	800.00
Education (excl. school districts)	
Libraries	8,630.00
Other educational services	
Statutory Expenditures	23,100.00
Unclassified Purposes	500.00
Total Municipal Functions	\$351,240.00
Per Capita—Municipal Functions	\$310.83
Capital Improvements	19,750.00
Debt Service	8,692.25
Principal payments	\$5,300.00
Interest payments	3,392.25
Per Capita—Debt Service	\$7.69
Deferred Charges	10,325.00
Total Municipal Expenditures	\$390,007.25
Required Payments for Local School, County, and Special District Taxes	380,148.07
TOTAL EXPENDITURES	\$770,155.32
Reserve for Uncollected Taxes...	\$73,066.75
GRAND TOTAL	\$843,222.07

REVENUES REALIZED IN 1967

Surplus revenue appropriated	\$85,000.00
Miscellaneous revenues realized ..	90,594.85
State aid revenues realized	17,319.00
Delinquent tax and lien collections ..	35,013.42
Current tax collections	647,085.59
Emergency borrowings	
TOTAL REVENUES	\$875,012.86

CAPITAL OUTLAY (BY ORDINANCE) 1967

Beaches and boardwalks	\$19,023.54
Buildings and equipment	17,510.00
Parks and playgrounds	
Sanitary sewers	20,051.50
Streets and roads	
Water supply	2,981.77
Other purposes	
	\$59,566.81

TAXES

Local school taxes	\$235,483.53
County taxes	144,664.54
Special district taxes	
	\$380,148.07
Local purpose taxes	288,200.00
Veteran and senior citizen tax ...	15,160.00
Total tax levy (for rate purposes)	\$683,508.07
Per Capita Total Tax Levy ...	\$604.87
General tax rate	2.40
Adjusted business personality tax rate	
Adjusted general tax rate	
Current Taxes	
1967 taxes levied (total)	\$680,008.07
Collected in 1967	647,085.59
Per cent of levy collected	95.15
Transferred to liens	39.12
Adjustments	705.28
Balance December 31, 1967	\$32,178.08
All Prior Years Taxes Outstanding	
Balance January 1, 1967	\$33,322.15
Collected in 1967	33,507.28
Adjustments	+518.24
Balance December 31, 1967	\$333.11
Tax Title Liens Outstanding	
Balance January 1, 1967	\$1,604.75
Redeemed by cash	1,506.14
Adjustments	+39.12
Balance December 31, 1967	\$137.73
Property Acquired by Deed or Foreclosure	
Balance January 1, 1967	\$31,075.00
Sale for cash	
Adjustments	
Balance December 31, 1967	\$31,075.00

CAPITAL DEBT, DECEMBER 31, 1967

Authorized—Issued and Unissued

	Gross Debt	Net Debt
School debt	\$456,354.00	
Self-liquidating debt ..	62,500.00	
Other capital debt	153,381.00	\$153,381.00
	\$672,235.00	\$153,381.00
Per Cent	2.48	0.56
Per Capita	\$594.90	\$135.74

Issued and Outstanding

School debt	\$262,354.00
Self-liquidating debt	58,000.00
Other capital debt	99,800.00
	\$420,154.00

Equalized Valuation Basis \$27,007,065.00

CURRENT FINANCES DECEMBER 31, 1967

Cash	\$285,075.00
Taxes receivable	32,511.19
Tax title liens	137.73
Foreclosed property	31,075.00
Other receivables	53,000.00
Emergencies and deferred charges ..	1,600.00
State road aid receivable	13,048.29
	\$416,447.21
Cash liabilities	\$154,904.81
Reserves for receivables	116,723.92
Surplus revenue	144,818.48
	\$416,447.21

BEACHWOOD BOROUGH—OCEAN COUNTY

Population U. S. Census, 1960—2,765
Estimated Population, 1967—3,470

Land Area 2.80 sq. mi.

Net Valuation Taxable \$18,953,027
Equalized Valuation \$21,518,382

EXPENDITURES FOR 1967

General Government

Administrative and executive	\$43,977.92
Assessment and collection of taxes	10,446.08
Financial administration	2,000.00

Public Safety

Fire protection	4,850.00
Police protection	44,336.21
Other protection	700.00
Civil defense and disaster control	413.79

Streets and Roads

Repairs and maintenance	29,600.00
Street lighting	5,500.00

Sanitation

Street cleaning	
Garbage and trash removal	19,470.00
Sanitary sewers	

Health and Welfare

Health services	1,750.00
Welfare—public assistance	1,800.00
Hospitals	100.00

Recreation

Beaches and boardwalks	7,258.48
Parks and playgrounds	
Other recreational services	

Education (excl. school districts)

Libraries	2,600.00
Other educational services	4,500.00

Statutory Expenditures

Unclassified Purposes	10,500.00
-----------------------------	-----------

Total Municipal Functions	\$189,902.48
---------------------------	--------------

Per Capita—Municipal Functions

Capital Improvements	\$54.73
----------------------------	---------

Debt Service

Principal payments	38,700.00
Interest payments	13,228.00

Per Capita—Debt Service

Deferred Charges	\$3.31
------------------------	--------

Total Municipal Expenditures	\$243,807.48
------------------------------	--------------

Required Payments for Local

School, County, and Special District Taxes	454,556.83
--	------------

TOTAL EXPENDITURES	\$698,364.31
---------------------------	---------------------

Reserve for Uncollected Taxes...

	\$64,307.00
--	-------------

GRAND TOTAL	\$762,671.31
--------------------	---------------------

REVENUES REALIZED IN 1967

Surplus revenue appropriated	\$71,500.00
Miscellaneous revenues realized	94,218.16
State aid revenues realized	32,628.50
Delinquent tax and lien collections	35,325.80
Current tax collections	537,765.12
Emergency borrowings	

TOTAL REVENUES	\$771,437.58
-----------------------	---------------------

CAPITAL OUTLAY (BY ORDINANCE) 1967

Beaches and boardwalks	\$15,584.07
Buildings and equipment	
Parks and playgrounds	
Sanitary sewers	
Streets and roads	5,850.94
Water supply	4,440.00
Other purposes	
	\$25,875.01

TAXES

Local school taxes	\$340,789.44
County taxes	113,767.39
Special district taxes	

Local purpose taxes	\$454,556.83
Veteran and senior citizen tax	131,700.00
	33,400.00

Total tax levy (for rate purposes)	\$619,656.83
---	---------------------

Per Capita Total Tax Levy ...

General tax rate	\$178.58
Adjusted business personalty tax rate	
Adjusted general tax rate	3.72
	3.27

Current Taxes

1967 taxes levied (total)	\$597,768.37
Collected in 1967	537,765.12
Per cent of levy collected	89.96
Transferred to liens	13,189.56
Adjustments	583.05
Balance December 31, 1967	\$46,230.64

All Prior Years Taxes Outstanding

Balance January 1, 1967	\$76,464.91
Collected in 1967	28,880.36
Adjustments	—9,261.29
Balance December 31, 1967	\$38,323.26

Tax Title Liens Outstanding

Balance January 1, 1967	\$83,003.48
Redeemed by cash	6,445.44
Adjustments	+13,139.01
Balance December 31, 1967	\$89,697.05

Property Acquired by Deed or Foreclosure

Balance January 1, 1967	\$55,167.00
Sale for cash	26,530.00
Adjustments	+48,159.00
Balance December 31, 1967	\$76,796.00

CAPITAL DEBT, DECEMBER 31, 1967

Authorized—Issued and Unissued

	Gross Debt	Net Debt
School debt	\$780,054.00	
Self-liquidating debt	96,000.00	
Other capital debt	165,542.00	\$165,542.00
	\$1,041,596.00	\$165,542.00

Per Cent	5.08	0.80
Per Capita	\$300.17	\$47.71

Issued and Outstanding

School debt	\$573,464.00
Self-liquidating debt	88,000.00
Other capital debt	147,000.00
	\$808,464.00

Equalized Valuation Basis \$20,477,378.00

CURRENT FINANCES DECEMBER 31, 1967

Cash	\$291,634.55
Taxes receivable	84,553.90
Tax title liens	89,697.05
Foreclosed property	76,796.00
Other receivables	4,384.83
Emergencies and deferred charges ..	4,723.48
State road aid receivable	27,319.00
	\$579,108.81
Cash liabilities	\$219,552.96
Reserves for receivables	255,431.78
Surplus revenue	104,124.07
	\$579,108.81

BEDMINSTER TOWNSHIP—SOMERSET COUNTY

Population U. S. Census, 1960—2,322
Estimated Population, 1967—2,540

Land Area 26.70 sq. mi.

Net Valuation Taxable \$15,851,390
Equalized Valuation \$31,678,780

EXPENDITURES FOR 1967

General Government

Administrative and executive	\$27,340.75
Assessment and collection of taxes	7,929.00
Financial administration	4,000.00

Public Safety

Fire protection	7,200.00
Police protection	35,690.00
Other protection	2,109.25
Civil defense and disaster control	100.00

Streets and Roads

Repairs and maintenance	68,110.00
Street lighting	2,100.00

Sanitation

Street cleaning
Garbage and trash removal
Sanitary sewers

Health and Welfare

Health services	4,025.00
Welfare—public assistance	1,025.00
Hospitals	1,000.00

Recreation

Beaches and boardwalks
Parks and playgrounds
Other recreational services	100.00

Education (excl. school districts)

Libraries	700.00
Other educational services

Statutory Expenditures

.....	7,300.00
-------	----------

Unclassified Purposes

.....	500.00
-------	--------

Total Municipal Functions	\$169,229.00
---------------------------	--------------

Per Capita—Municipal Functions

.....	\$66.63
-------	---------

Capital Improvements

.....	24,650.00
-------	-----------

Debt Service

Principal payments
Interest payments

Per Capita—Debt Service

.....
-------	-------

Deferred Charges

.....	3,400.00
-------	----------

Total Municipal Expenditures	\$197,279.00
------------------------------	--------------

Required Payments for Local

School, County, and Special District Taxes	479,618.72
--	------------

TOTAL EXPENDITURES	\$676,897.72
---------------------------	---------------------

Reserve for Uncollected Taxes...

.....	\$80,986.42
-------	-------------

GRAND TOTAL	\$757,884.14
--------------------	---------------------

REVENUES REALIZED IN 1967

Surplus revenue appropriated	\$98,000.00
Miscellaneous revenues realized ..	70,889.86
State aid revenues realized	24,679.00
Delinquent tax and lien collections ..	22,675.00
Current tax collections	552,081.40
Emergency borrowings

TOTAL REVENUES	\$768,325.26
-----------------------	---------------------

CAPITAL OUTLAY (BY ORDINANCE) 1967

Beaches and boardwalks
Buildings and equipment
Parks and playgrounds
Sanitary sewers
Streets and roads	\$2,525.00
Water supply
Other purposes
	<u>\$2,525.00</u>

TAXES

Local school taxes	\$351,781.00
County taxes	127,837.72
Special district taxes

.....	\$479,618.72
Local purpose taxes	92,186.42
Veteran and senior citizen tax ..	13,200.00

Total tax levy (for rate purposes)	\$585,005.14
---	---------------------

Per Capita Total Tax Levy ...

.....	\$230.32
General tax rate
Adjusted business personality tax rate	8.09
Adjusted general tax rate	6.31

Current Taxes

1967 taxes levied (total)	\$577,055.98
Collected in 1967	552,081.40
Per cent of levy collected	95.67
Transferred to liens	27.53
Adjustments	2,032.19
Balance December 31, 1967	\$22,914.86

All Prior Years Taxes Outstanding

Balance January 1, 1967	\$22,927.84
Collected in 1967	22,675.00
Adjustments	133.57
Balance December 31, 1967	\$119.27

Tax Title Liens Outstanding

Balance January 1, 1967	\$275.99
Redeemed by cash
Adjustments	27.53
Balance December 31, 1967	\$303.52

Property Acquired by Deed or Foreclosure

Balance January 1, 1967
Sale for cash
Adjustments
Balance December 31, 1967

CAPITAL DEBT, DECEMBER 31, 1967

Authorized—Issued and Unissued

	Gross Debt	Net Debt
School debt	\$225,000.00
Self-liquidating debt
Other capital debt
	<u>\$225,000.00</u>
Per Cent	0.60
Per Capita	\$88.58

Issued and Outstanding

School debt	\$105,000.00
Self-liquidating debt
Other capital debt
	<u>\$105,000.00</u>

Equalized Valuation Basis \$36,935,370.00

CURRENT FINANCES DECEMBER 31, 1967

Cash	\$314,158.29
Taxes receivable	23,034.13
Tax title liens	303.52
Foreclosed property	899.30
Other receivables	133.00
Emergencies and deferred charges ..	13,183.00
State road aid receivable
	<u>\$351,711.24</u>
Cash liabilities	\$65,745.18
Reserves for receivables	24,236.95
Surplus revenue	261,729.11
	<u>\$351,711.24</u>

BELLEVILLE TOWN—ESSEX COUNTY

Population U. S. Census, 1960—35,005
Estimated Population, 1967—38,390

Land Area 3.30 sq. mi.

Net Valuation Taxable \$179,339,100
Equalized Valuation \$230,957,583

EXPENDITURES FOR 1967

General Government	
Administrative and executive	\$336,529.38
Assessment and collection of taxes	146,636.89
Financial administration	92,204.55
Public Safety	
Fire protection	625,621.56
Police protection	697,247.10
Other protection	45,662.48
Civil defense and disaster control	2,025.48
Streets and Roads	
Repairs and maintenance	298,628.40
Street lighting	64,050.65
Sanitation	
Street cleaning
Garbage and trash removal	239,000.21
Sanitary sewers	84,449.45
Health and Welfare	
Health services	39,412.50
Welfare—public assistance	31,000.07
Hospitals	20,920.16
Recreation	
Beaches and boardwalks
Parks and playgrounds	43,302.74
Other recreational services	92,609.81
Education (excl. school districts)	
Libraries	92,959.59
Other educational services	4,219.00
Statutory Expenditures	309,525.00
Unclassified Purposes	13,096.53
Total Municipal Functions	\$3,279,121.55
Per Capita—Municipal Functions	\$85.42
Capital Improvements	69,945.55
Debt Service	98,566.50
Principal payments .. \$80,000.00	
Interest payments .. 18,566.50	
Per Capita—Debt Service	\$2.57
Deferred Charges	36,028.42
Total Municipal Expenditures	\$3,483,662.02
Required Payments for Local School, County, and Special District Taxes	
	5,826,481.82
TOTAL EXPENDITURES	\$9,310,143.84
Reserve for Uncollected Taxes...	\$535,550.45
GRAND TOTAL	\$9,845,694.29

REVENUES REALIZED IN 1967

Surplus revenue appropriated	\$580,278.30
Miscellaneous revenues realized ..	762,344.90
State aid revenues realized	79,829.80
Delinquent tax and lien collections ..	197,769.44
Current tax collections	7,950,681.84
Emergency borrowings
TOTAL REVENUES	\$9,570,904.28

CAPITAL OUTLAY (BY ORDINANCE) 1967

Beaches and boardwalks
Buildings and equipment	\$89,935.33
Parks and playgrounds
Sanitary sewers
Streets and roads	\$9,478.47
Water supply	6,998.84
Other purposes
	\$186,412.64

TAXES

Local school taxes	\$3,459,143.00
County taxes	2,367,338.82
Special district taxes
Local purpose taxes	\$5,826,481.82
Veteran and senior citizen tax ...	2,395,094.67
	173,140.00
Total tax levy (for rate purposes)	\$8,394,716.49
Per Capita Total Tax Levy	\$218.67
General tax rate
Adjusted business personality tax rate	6.10
Adjusted general tax rate	4.57
Current Taxes	
1967 taxes levied (total)	\$8,248,070.45
Collected in 1967	7,950,681.84
Per cent of levy collected	96.39
Transferred to liens	7,486.47
Adjustments	80,125.01
Balance December 31, 1967	\$209,777.13
All Prior Years Taxes Outstanding	
Balance January 1, 1967	\$251,469.04
Collected in 1967	192,560.81
Adjustments	—35,709.19
Balance December 31, 1967	\$23,199.04
Tax Title Liens Outstanding	
Balance January 1, 1967	\$17,907.69
Redeemed by cash	5,208.63
Adjustments	+8,247.49
Balance December 31, 1967	\$20,946.55
Property Acquired by Deed or Foreclosure	
Balance January 1, 1967	\$46,300.00
Sale for cash	15.00
Adjustments	+8,415.00
Balance December 31, 1967	\$54,700.00

CAPITAL DEBT, DECEMBER 31, 1967

Authorized—Issued and Unissued

	Gross Debt	Net Debt
School debt	\$3,548,000.00
Self-liquidating debt ..	270,500.00
Other capital debt	741,675.00	\$741,675.00
	\$4,560,175.00	\$741,675.00

Per Cent	2.19	0.35
Per Capita	\$118.79	\$19.32

Issued and Outstanding

School debt	\$3,063,000.00
Self-liquidating debt	195,000.00
Other capital debt	681,250.00
	\$3,939,250.00

Equalized Valuation Basis \$208,216,616.00

CURRENT FINANCES DECEMBER 31, 1967

Cash	\$2,551,898.91
Taxes receivable	232,976.17
Tax title liens	20,946.55
Foreclosed property	54,700.00
Other receivables	12,968.61
Emergencies and deferred charges ..	117,900.00
State road aid receivable	18,603.89
	\$3,009,994.13
Cash liabilities	\$1,877,420.26
Reserves for receivables	321,591.33
Surplus revenue	810,982.54
	\$3,009,994.13

BELLMAWR BOROUGH—CAMDEN COUNTY

Population U. S. Census, 1960—11,853
Estimated Population, 1967—15,130

Land Area 3.02 sq. mi.

Net Valuation Taxable \$23,137,500
Equalized Valuation \$55,700,494

EXPENDITURES FOR 1967

General Government

Administrative and executive \$89,668.04
Assessment and collection of taxes .. 24,172.86
Financial administration 6,653.50

Public Safety

Fire protection 20,500.00
Police protection 132,022.75
Other protection 12,850.00
Civil defense and disaster control .. 1,450.00

Streets and Roads

Repairs and maintenance 115,294.00
Street lighting 27,000.00

Sanitation

Street cleaning 7,120.00
Garbage and trash removal 7,120.00
Sanitary sewers 7,120.00

Health and Welfare

Health services 11,709.00
Welfare—public assistance 9,700.00
Hospitals 9,700.00

Recreation

Benches and boardwalks 32,908.00
Parks and playgrounds 32,908.00
Other recreational services 3,300.00

Education (excl. school districts)

Libraries 4,000.00
Other educational services 3,300.00

Statutory Expenditures

..... 20,704.77

Unclassified Purposes

..... 20,704.77

Total Municipal Functions \$519,052.92

Per Capita—Municipal Functions

..... \$34.31

Capital Improvements

..... 79,600.00

Debt Service

..... 65,781.85

Principal payments . \$34,000.00
Interest payments .. 31,781.65

Per Capita—Debt Service

..... \$4.35

Deferred Charges

..... 305,564.96

Total Municipal Expenditures \$969,999.73

Required Payments for Local

School, County, and Special .. 839,270.69

District Taxes

..... 839,270.69

TOTAL EXPENDITURES \$1,809,270.42

Reserve for Uncollected Taxes...

..... \$45,273.12

GRAND TOTAL \$1,854,543.54

REVENUES REALIZED IN 1967

Surplus revenue appropriated \$70,000.00
Miscellaneous revenues realized .. 185,868.02
State aid revenues realized 33,577.88
Delinquent tax and lien collections .. 25,838.76
Current tax collections 1,485,745.96
Emergency borrowings 1,485,745.96

TOTAL REVENUES \$1,801,030.54

CAPITAL OUTLAY (BY ORDINANCE) 1967

Beaches and boardwalks \$20.65
Buildings and equipment 12,122.75
Parks and playgrounds 56,666.10
Sanitary sewers 56,666.10
Streets and roads 56,666.10
Water supply 56,666.10
Other purposes 56,666.10

..... \$68,809.50

TAXES

Local school taxes \$398,920.79
County taxes 440,349.90
Special district taxes 440,349.90

..... \$839,270.69
Local purpose taxes 667,301.00
Veteran and senior citizen tax ... 73,120.00

Total tax levy (for rate purposes) \$1,579,691.69

Per Capita Total Tax Levy ... \$104.41

General tax rate
Adjusted business personalty tax rate 9.62
Adjusted general tax rate 6.76

Current Taxes

1967 taxes levied (total) \$1,559,233.79
Collected in 1967 1,485,745.96
Per cent of levy col-
lected 95.28
Transferred to liens 1,493.96
Adjustments 8,354.56
Balance December 31, 1967 \$63,639.31

All Prior Years Taxes Outstanding

Balance January 1, 1967 \$26,821.68
Collected in 1967 25,838.76
Adjustments —982.92
Balance December 31, 1967 \$1,931.32

Tax Title Liens Outstanding

Balance January 1, 1967 \$3,001.44
Redeemed by cash 1,931.32
Adjustments —1,931.32
Balance December 31, 1967 \$4,932.76

Property Acquired by Deed or Foreclosure

Balance January 1, 1967 \$4,711.00
Sale for cash 300.00
Adjustments 300.00
Balance December 31, 1967 \$4,411.00

CAPITAL DEBT, DECEMBER 31, 1967

Authorized—Issued and Unissued

	Gross Debt	Net Debt
School debt	\$3,416,607.00	\$292,415.00
Self-liquidating debt	424,000.00	424,000.00
Other capital debt	1,001,754.00	993,559.00
	\$4,842,361.00	\$1,285,974.00

Per Cent 9.63
Per Capita \$320.05

Issued and Outstanding

School debt \$2,827,414.00
Self-liquidating debt 379,000.00
Other capital debt 931,854.00
..... \$4,138,268.00

Equalized Valuation Basis \$50,252,846.00

CURRENT FINANCES DECEMBER 31, 1967

Cash \$179,177.51
Taxes receivable 63,639.31
Tax title liens 4,932.76
Foreclosed property 4,411.00
Other receivables 11,956.29
Emergencies and deferred charges .. 41,572.00
State road aid receivable 29,273.00
..... \$334,961.87

Cash liabilities \$150,375.44
Reserves for receivables 84,939.36
Surplus revenue 99,647.07
..... \$334,961.87

BELMAR BOROUGH—MONMOUTH COUNTY

Population U. S. Census, 1960—5,190
Estimated Population, 1967—5,640

Land Area 0.90 sq. mi.

Net Valuation Taxable \$41,827,226
Equalized Valuation \$42,038,491

EXPENDITURES FOR 1967

General Government	
Administrative and executive	\$145,169.48
Assessment and collection of taxes	63,547.49
Financial administration	
Public Safety	
Fire protection	16,570.00
Police protection	223,504.50
Other protection	
Civil defense and disaster control	1,100.00
Streets and Roads	
Repairs and maintenance	100,057.45
Street lighting	31,900.00
Sanitation	
Street cleaning	
Garbage and trash removal	48,396.00
Sanitary sewers	
Health and Welfare	
Health services	14,691.18
Welfare—public assistance	6,451.50
Hospitals	
Recreation	
Beaches and boardwalks	130,842.14
Parks and playgrounds	22,831.77
Other recreational services	
Education (excl. school districts)	
Libraries	16,000.00
Other educational services	
Statutory Expenditures	
	51,813.49
Unclassified Purposes	
	600.00
Total Municipal Functions	\$872,575.00
Per Capita—Municipal Functions	
	\$154.71
Capital Improvements	
	29,500.00
Debt Service	
	106,700.00
Principal payments	\$63,000.00
Interest payments	43,700.00
Per Capita—Debt Service	
	\$18.92
Deferred Charges	
	12,169.30
Total Municipal Expenditures	\$1,020,944.30
Required Payments for Local School, County, and Special District Taxes	
	731,640.57
TOTAL EXPENDITURES	\$1,752,584.87
Reserve for Uncollected Taxes...	
	\$114,043.70
GRAND TOTAL	\$1,866,628.57

REVENUES REALIZED IN 1967

Surplus revenue appropriated	\$260,000.00
Miscellaneous revenues realized	510,552.07
State aid revenues realized	23,188.00
Delinquent tax and lien collections	58,297.14
Current tax collections	1,086,898.43
Emergency borrowings	
TOTAL REVENUES	\$1,938,935.64

CAPITAL OUTLAY (BY ORDINANCE) 1967

Beaches and boardwalks	\$49,510.94
Buildings and equipment	271.69
Parks and playgrounds	
Sanitary sewers	25,831.53
Streets and roads	
Water supply	2,742.05
Other purposes	153,815.57
	\$232,171.78

TAXES

Local school taxes	\$491,172.00
County taxes	240,468.57
Special district taxes	
	\$731,640.57
Local purpose taxes	410,600.00
Veteran and senior citizen tax	36,470.00
Total tax levy (for rate purposes)	\$1,178,710.57
Per Capita Total Tax Levy	
	\$208.99
General tax rate	
Adjusted business personalty tax rate	3.077
Adjusted general tax rate	2.802
Current Taxes	
1967 taxes levied (total)	\$1,141,321.30
Collected in 1967	1,086,898.43
Per cent of levy col-lected	95.23
Transferred to liens	3,140.70
Adjustments	1,822.25
Balance December 31, 1967	\$49,459.92
All Prior Years Taxes Outstanding	
Balance January 1, 1967	\$66,642.10
Collected in 1967	56,149.26
Adjustments	+293.78
Balance December 31, 1967	\$10,786.62
Tax Title Liens Outstanding	
Balance January 1, 1967	\$28,896.45
Redeemed by cash	2,147.88
Adjustments	+2,977.87
Balance December 31, 1967	\$29,726.44
Property Acquired by Deed or Foreclosure	
Balance January 1, 1967	
Sale for cash	
Adjustments	
Balance December 31, 1967	

CAPITAL DEBT, DECEMBER 31, 1967

Authorized—Issued and Unissued		
	Gross Debt	Net Debt
School debt	\$20,000.00	
Self-liquidating debt	101,000.00	
Other capital debt	1,411,641.00	\$1,051,641.00
	\$1,532,641.00	\$1,051,641.00
Per Cent	3.82	2.62
Per Capita	\$271.74	\$186.46
Issued and Outstanding		
School debt	\$20,000.00	
Self-liquidating debt	101,000.00	
Other capital debt	1,395,000.00	
		\$1,516,000.00

Equalized Valuation Basis \$40,020,317.00

CURRENT FINANCES DECEMBER 31, 1967	
Cash	\$597,808.42
Taxes receivable	60,246.54
Tax title liens	29,726.44
Foreclosed property	
Other receivables	38,377.13
Emergencies and deferred charges ..	17,500.00
State road aid receivable	16,346.00
	\$760,004.53
Cash liabilities	\$324,464.76
Reserves for receivables	128,350.11
Surplus revenue	307,189.66
	\$760,004.53

BELVIDERE TOWN—WARREN COUNTY

Population U. S. Census, 1960—2,636
Estimated Population, 1967—2,920

Land Area 1.30 sq. mi.

Net Valuation Taxable \$13,646,540
Equalized Valuation \$15,583,872

EXPENDITURES FOR 1967

General Government	
Administrative and executive	\$27,065.65
Assessment and collection of taxes	5,070.16
Financial administration	1,870.00
Public Safety	
Fire protection	12,035.00
Police protection	31,002.60
Other protection
Civil defense and disaster control	550.00
Streets and Roads	
Repairs and maintenance	32,355.77
Street lighting	6,350.00
Sanitation	
Street cleaning
Garbage and trash removal	11,400.00
Sanitary sewers
Health and Welfare	
Health services	3,720.97
Welfare—public assistance	1,310.00
Hospitals
Recreation	
Beaches and boardwalks
Parks and playgrounds	7,100.00
Other recreational services
Education (excl. school districts)	
Libraries	4,240.00
Other educational services	100.00
Statutory Expenditures	
.....	4,400.00
Unclassified Purposes	
.....	400.00
Total Municipal Functions	\$148,970.15
Per Capita—Municipal Functions	
.....	\$51.01
Capital Improvements	
.....	17,630.56
Debt Service	
Principal payments ..	100.00
Interest payments ..	\$100.00
Per Capita—Debt Service	
.....	\$0.03
Deferred Charges	
.....	2,485.40
Total Municipal Expenditures	\$169,186.11
Required Payments for Local School, County, and Special District Taxes	
.....	442,344.57
TOTAL EXPENDITURES	\$611,530.68
Reserve for Uncollected Taxes...	
.....	\$55,525.81
GRAND TOTAL	\$667,056.49

REVENUES REALIZED IN 1967

Surplus revenue appropriated	\$50,000.00
Miscellaneous revenues realized ..	41,979.04
State aid revenues realized	13,426.00
Delinquent tax and lien collections ..	23,956.77
Current tax collections	545,044.15
Emergency borrowings
TOTAL REVENUES	\$674,405.96

CAPITAL OUTLAY (BY ORDINANCE) 1967

Beaches and boardwalks
Buildings and equipment
Parks and playgrounds
Sanitary sewers
Streets and roads
Water supply
Other purposes

TAXES

Local school taxes	\$340,674.75
County taxes	101,669.82
Special district taxes
.....	\$442,344.57
Local purpose taxes	108,583.37
Veteran and senior citizen tax ...	17,132.00
Total tax levy (for rate purposes)	\$568,059.94
Per Capita Total Tax Levy ...	
.....	\$104.54
General tax rate
Adjusted business personalty tax rate	5.00
Adjusted general tax rate	4.01
Current Taxes	
1967 taxes levied (total)	\$571,209.45
Collected in 1967	545,044.15
Per cent of levy collected	95.41
Transferred to liens	8,347.81
Adjustments	912.26
Balance December 31, 1967	\$16,905.23
All Prior Years Taxes Outstanding	
Balance January 1, 1967	\$25,402.27
Collected in 1967	21,483.39
Adjustments	—3,879.25
Balance December 31, 1967	\$39.63
Tax Title Liens Outstanding	
Balance January 1, 1967	\$2,534.05
Redeemed by cash	2,473.38
Adjustments	+12,269.12
Balance December 31, 1967	\$12,329.79
Property Acquired by Deed or Foreclosure	
Balance January 1, 1967
Sale for cash
Adjustments
Balance December 31, 1967

CAPITAL DEBT, DECEMBER 31, 1967

Authorized—Issued and Unissued

	Gross Debt	Net Debt
School debt	\$337,000.00
Self-liquidating debt
Other capital debt	24,000.00	\$24,000.00
.....	\$361,000.00	\$24,000.00
Per Cent	2.95	0.19
Per Capita	\$123.63	\$8.22

Issued and Outstanding

School debt	\$337,000.00
Self-liquidating debt
Other capital debt
.....	\$337,000.00

Equalized Valuation Basis \$12,231,406.00

CURRENT FINANCES DECEMBER 31, 1967	
Cash	\$284,108.47
Taxes receivable	16,944.86
Tax title liens	12,329.79
Foreclosed property
Other receivables	300.00
Emergencies and deferred charges ..	1,986.43
State road aid receivable	27,216.33
.....	\$342,885.88
Cash liabilities	\$223,712.35
Reserves for receivables	29,574.65
Surplus revenue	89,598.88
.....	\$342,885.88

BERGENFIELD BOROUGH—BERGEN COUNTY

Population U. S. Census, 1960—27,203
Estimated Population, 1967—29,990

Land Area 3.04 sq. mi.

Net Valuation Taxable \$169,624,635
Equalized Valuation \$192,030,813

EXPENDITURES FOR 1967

General Government	
Administrative and executive	\$168,897.00
Assessment and collection of taxes	47,328.00
Financial administration	5,200.00
Public Safety	
Fire protection	97,589.46
Police protection	441,057.00
Other protection	23,350.00
Civil defense and disaster control	4,500.00
Streets and Roads	
Repairs and maintenance	202,881.54
Street lighting	43,100.00
Sanitation	
Street cleaning	160,396.00
Garbage and trash removal	159,665.66
Sanitary sewers	
Health and Welfare	
Health services	29,227.00
Welfare—public assistance	4,500.00
Hospitals	
Recreation	
Beaches and boardwalks	
Parks and playgrounds	74,070.00
Other recreational services	15,437.00
Education (excl. school districts)	
Libraries	94,250.00
Other educational services	3,000.00
Statutory Expenditures	
	112,985.00
Unclassified Purposes	
	1,000.00
Total Municipal Functions	\$1,688,433.66
Per Capita—Municipal Functions	
	\$56.30
Capital Improvements	
	148,802.00
Debt Service	
	53,460.00
Principal payments ..	\$35,000.00
Interest payments ..	18,460.00
Per Capita—Debt Service	
	\$1.78
Deferred Charges	
Total Municipal Expenditures	\$1,890,695.66
Required Payments for Local School, County, and Special District Taxes	
	4,255,348.16
TOTAL EXPENDITURES	\$6,146,043.82
Reserve for Uncollected Taxes...	
	\$227,659.81
GRAND TOTAL	\$6,373,703.63

REVENUES REALIZED IN 1967

Surplus revenue appropriated	\$250,000.00
Miscellaneous revenues realized ..	453,502.38
State aid revenues realized	58,589.00
Delinquent tax and lien collections ..	74,964.80
Current tax collections	5,617,212.76
Emergency borrowings	
TOTAL REVENUES	\$6,454,268.94

CAPITAL OUTLAY (BY ORDINANCE) 1967

Beaches and boardwalks	
Buildings and equipment	\$282,431.34
Parks and playgrounds	11,272.80
Sanitary sewers	
Streets and roads	38,079.96
Water supply	
Other purposes	
	\$331,784.10

TAXES

Local school taxes	\$3,607,628.85
County taxes	647,719.31
Special district taxes	
	\$4,255,348.16
Local purpose taxes	1,413,666.47
Veteran and senior citizen tax ..	179,600.00
Total tax levy (for rate purposes)	\$5,850,614.63
Per Capita Total Tax Levy ...	
	\$195.09
General tax rate	
Adjusted business personalty tax rate	4.49
Adjusted general tax rate	3.43
Current Taxes	
1967 taxes levied (total)	\$5,706,060.95
Collected in 1967	5,617,212.76
Per cent of levy col-lected	98.44
Transferred to liens	1,198.52
Adjustments	8,302.65
Balance December 31, 1967	\$79,347.02
All Prior Years Taxes Outstanding	
Balance January 1, 1967	\$82,991.92
Collected in 1967	73,022.04
Adjustments	-6,921.85
Balance December 31, 1967	\$3,048.03
Tax Title Liens Outstanding	
Balance January 1, 1967	\$15,675.77
Redeemed by cash	1,942.76
Adjustments	+1,198.52
Balance December 31, 1967	\$14,931.53
Property Acquired by Deed or Foreclosure	
Balance January 1, 1967	\$138,347.75
Sale for cash	79,500.00
Adjustments	+76,575.00
Balance December 31, 1967	\$135,422.75

CAPITAL DEBT, DECEMBER 31, 1967

Authorized—Issued and Unissued

	Gross Debt	Net Debt
School debt	\$5,737,000.00	
Self-liquidating debt ..		
Other capital debt	690,300.00	\$690,094.00
	\$6,427,300.00	\$690,094.00
Per Cent	3.42	0.36
Per Capita	\$214.31	\$23.01

Issued and Outstanding

School debt	\$5,737,000.00
Self-liquidating debt	
Other capital debt	590,900.00
	\$6,327,900.00

Equalized Valuation Basis \$157,700,057.00

CURRENT FINANCES DECEMBER 31, 1967	
Cash	\$478,609.13
Taxes receivable	82,335.05
Tax title liens	14,931.53
Foreclosed property	135,422.75
Other receivables	1,261.75
Emergencies and deferred charges ..	
State road aid receivable	58,589.00
	\$771,209.21
Cash liabilities	\$140,483.51
Reserves for receivables	234,011.08
Surplus revenue	396,714.62
	\$771,209.21

BERKELEY TOWNSHIP—OCEAN COUNTY

Population U. S. Census, 1960—4,272
Estimated Population, 1967—5,590

Land Area 37.56 sq. mi.

Net Valuation Taxable \$51,437,080
Equalized Valuation \$49,733,300

EXPENDITURES FOR 1967

General Government	
Administrative and executive	\$83,290.00
Assessment and collection of taxes	52,250.00
Financial administration	3,225.00
Public Safety	
Fire protection	15,650.00
Police protection	89,350.00
Other protection	14,010.00
Civil defense and disaster control	1,000.00
Streets and Roads	
Repairs and maintenance	98,475.00
Street lighting	10,600.00
Sanitation	
Street cleaning
Garbage and trash removal	62,385.00
Sanitary sewers
Health and Welfare	
Health services	9,200.00
Welfare—public assistance	5,400.00
Hospitals	700.00
Recreation	
Beaches and boardwalks	12,115.00
Parks and playgrounds
Other recreational services	13,000.00
Education (excl. school districts)	
Libraries
Other educational services
Statutory Expenditures	16,455.00
Unclassified Purposes	1,000.00
Total Municipal Functions	\$488,105.00

Per Capita—Municipal Functions	\$87.32
Capital Improvements	42,340.00
Debt Service	28,690.00
Principal payments ..	\$26,000.00
Interest payments ..	2,690.00
Per Capita—Debt Service	\$5.13
Deferred Charges	32,850.00
Total Municipal Expenditures	\$591,985.00

Required Payments for Local School, County, and Special District Taxes	1,303,038.88
---	---------------------

TOTAL EXPENDITURES **\$1,895,023.88**

Reserve for Uncollected Taxes.. **\$307,200.34**

GRAND TOTAL **\$2,202,224.22**

REVENUES REALIZED IN 1967

Surplus revenue appropriated	\$185,000.00
Miscellaneous revenues realized ..	383,209.21
State aid revenues realized	4,921.00
Delinquent tax and lien collections ..	297,682.13
Current tax collections	1,421,301.08
Emergency borrowings
TOTAL REVENUES	\$2,292,113.42

CAPITAL OUTLAY (BY ORDINANCE) 1967

Beaches and boardwalks	\$30,406.00
Buildings and equipment
Parks and playgrounds
Sanitary sewers
Streets and roads	12,060.00
Water supply	56,275.07
Other purposes
Total	\$98,741.07

TAXES

Local school taxes	\$1,040,875.61
County taxes	262,163.27
Special district taxes
Total	\$1,303,038.88
Local purpose taxes	327,009.34
Veteran and senior citizen tax ..	51,130.00
Total tax levy (for rate purposes)	\$1,681,178.22

Per Capita Total Tax Levy **\$300.75**

General tax rate	3.27
Adjusted business personalty tax rate
Adjusted general tax rate

Current Taxes

1967 taxes levied (total)	\$1,652,913.10
Collected in 1967	1,421,301.08
Per cent of levy collected	85.98
Transferred to liens	71,818.26
Adjustments	3,928.69
Balance December 31, 1967	\$155,865.07

All Prior Years Taxes Outstanding

Balance January 1, 1967	\$323,743.30
Collected in 1967	245,214.53
Adjustments	-14,302.77
Balance December 31, 1967	\$64,226.00

Tax Title Liens Outstanding

Balance January 1, 1967	\$619,340.11
Redeemed by cash	52,467.60
Adjustments	+84,206.16
Balance December 31, 1967	\$651,078.67

Property Acquired by Deed or Foreclosure

Balance January 1, 1967	\$312,200.00
Sale for cash	2,700.00
Adjustments	-7,670.00
Balance December 31, 1967	\$301,830.00

CAPITAL DEBT, DECEMBER 31, 1967

Authorized—Issued and Unissued

	Gross Debt	Net Debt
School debt	\$1,375,301.00
Self-liquidating debt
Other capital debt	146,500.00	146,500.00
Total	\$1,521,801.00	\$146,500.00
Per Cent	3.37	0.32
Per Capita	\$272.24	\$26.21

Issued and Outstanding

School debt	\$1,375,301.00
Self-liquidating debt	34,000.00
Other capital debt
Total	\$1,409,301.00

Equalized Valuation Basis \$45,024,190.00

CURRENT FINANCES DECEMBER 31, 1967	
Cash	\$1,075,804.14
Taxes receivable	220,091.07
Tax title liens	651,078.67
Foreclosed property	301,830.00
Other receivables	59,761.57
Emergencies and deferred charges ..	45,955.00
State road aid receivable
Total	\$2,354,520.45

Cash liabilities	\$516,293.25
Reserves for receivables	1,232,761.31
Surplus revenue	605,465.89
Total	\$2,354,520.45

BERKELEY HEIGHTS TOWNSHIP—UNION COUNTY

Population U. S. Census, 1960—8,721
Estimated Population, 1967—12,220

Land Area 6.30 sq. mi.

Net Valuation Taxable \$76,358,250
Equalized Valuation \$148,199,626

EXPENDITURES FOR 1967

General Government	
Administrative and executive	\$136,575.00
Assessment and collection of taxes	31,950.00
Financial administration	12,865.00
Public Safety	
Fire protection	52,775.00
Police protection	232,050.00
Other protection	10,727.00
Civil defense and disaster control	500.00
Streets and Roads	
Repairs and maintenance	174,592.50
Street lighting	17,000.00
Sanitation	
Street cleaning
Garbage and trash removal
Sanitary sewers	68,611.00
Health and Welfare	
Health services	10,800.00
Welfare—public assistance	4,400.00
Hospitals	500.00
Recreation	
Beaches and boardwalks
Parks and playgrounds	27,554.00
Other recreational services
Education (excl. school districts)	
Libraries	78,595.00
Other educational services
Statutory Expenditures	65,000.00
Unclassified Purposes	1,000.00

Total Municipal Functions \$925,494.50

Per Capita—Municipal Functions	\$75.74
Capital Improvements	117,000.00
Debt Service	126,000.00
Principal payments .. \$40,000.00	
Interest payments .. 86,000.00	

Per Capita—Debt Service	\$10.31
Deferred Charges	30,000.00

Total Municipal Expenditures \$1,198,494.50

Required Payments for Local School, County, and Special District Taxes	3,233,698.52
---	--------------

TOTAL EXPENDITURES **\$4,432,193.02**

Reserve for Uncollected Taxes...	\$324,215.47
---	---------------------

GRAND TOTAL **\$4,756,408.49**

REVENUES REALIZED IN 1967

Surplus revenue appropriated	\$320,000.00
Miscellaneous revenues realized ..	365,412.05
State aid revenues realized	7,384.00
Delinquent tax and lien collections ..	68,101.16
Current tax collections	4,019,454.37
Emergency borrowings

TOTAL REVENUES **\$4,780,351.58**

CAPITAL OUTLAY (BY ORDINANCE) 1967

Beaches and boardwalks
Buildings and equipment	\$61,580.48
Parks and playgrounds
Sanitary sewers	129,321.89
Streets and roads	2,466.50
Water supply
Other purposes	12,712.75

\$206,081.62

TAXES

Local school taxes	\$2,711,406.59
County taxes	522,291.93
Special district taxes
Local purpose taxes	\$3,233,698.52
Veteran and senior citizen tax ...	831,325.97
	67,370.00

Total tax levy (for rate purposes) **\$4,132,394.49**

Per Capita Total Tax Levy ... **\$338.17**

General tax rate
Adjusted business personalty tax rate	6.98
Adjusted general tax rate	5.24

Current Taxes

1967 taxes levied (total)	\$4,125,386.91
Collected in 1967	4,019,454.37
Per cent of levy collected	97.43
Transferred to liens
Adjustments
Balance December 31, 1967	<u>\$105,932.54</u>

All Prior Years Taxes Outstanding

Balance January 1, 1967	\$72,037.81
Collected in 1967	68,101.16
Adjustments	—3,507.50
Balance December 31, 1967	<u>\$429.15</u>

Tax Title Liens Outstanding

Balance January 1, 1967	\$142.54
Redeemed by cash
Adjustments
Balance December 31, 1967	<u>\$142.54</u>

Property Acquired by Deed or Foreclosure

Balance January 1, 1967	\$23,800.00
Sale for cash
Adjustments
Balance December 31, 1967	<u>\$23,800.00</u>

CAPITAL DEBT, DECEMBER 31, 1967

Authorized—Issued and Unissued

	Gross Debt	Net Debt
School debt	\$4,774,357.00
Self-liquidating debt
Other capital debt	3,039,192.00	\$2,663,716.00
	<u>\$7,813,549.00</u>	<u>\$2,663,716.00</u>

Per Cent	5.80	1.97
Per Capita	<u>\$639.41</u>	<u>\$217.98</u>

Issued and Outstanding

School debt	\$4,774,357.00
Self-liquidating debt
Other capital debt	2,335,000.00
	<u>\$7,109,357.00</u>

Equalized Valuation Basis **\$134,619,227.00**

CURRENT FINANCES DECEMBER 31, 1967

Cash	\$742,770.29
Taxes receivable	106,361.69
Tax title liens	142.54
Foreclosed property	23,800.00
Other receivables	14,146.22
Emergencies and deferred charges ..	10,000.00
State road aid receivable
	<u>\$897,220.74</u>

Cash liabilities	\$79,819.23
Reserves for receivables	144,450.45
Surplus revenue	672,951.06

\$897,220.74

BERLIN BOROUGH—CAMDEN COUNTY

Population U. S. Census, 1960—3,578
Estimated Population, 1967—4,570

Land Area 3.56 sq. mi.

Net Valuation Taxable \$9,987,678
Equalized Valuation \$22,957,910

EXPENDITURES FOR 1967

General Government	
Administrative and executive	\$64,135.00
Assessment and collection of taxes	14,410.00
Financial administration	2,000.00
Public Safety	
Fire protection	13,000.00
Police protection	37,833.19
Other protection	5,050.00
Civil defense and disaster control	500.00
Streets and Roads	
Repairs and maintenance	22,206.81
Street lighting	15,000.00
Sanitation	
Street cleaning	12,375.00
Garbage and trash removal
Sanitary sewers
Health and Welfare	
Health services	3,190.00
Welfare—public assistance	1,560.00
Hospitals
Recreation	
Beaches and boardwalks	2,500.00
Parks and playgrounds
Other recreational services
Education (excl. school districts)	
Libraries	300.00
Other educational services	500.00
Statutory Expenditures	5,379.00
Unclassified Purposes
Total Municipal Functions	\$199,939.00
Per Capita—Municipal Functions	\$43.75
Capital Improvements	
Debt Service	4,575.00
Principal payments	\$3,000.00
Interest payments	1,575.00
Per Capita—Debt Service	\$1.00
Deferred Charges	12,050.00
Total Municipal Expenditures	\$258,874.00
Required Payments for Local School, County, and Special District Taxes	
	554,752.68
TOTAL EXPENDITURES	\$813,626.68
Reserve for Uncollected Taxes	\$40,586.45
GRAND TOTAL	\$854,213.13

REVENUES REALIZED IN 1967

Surplus revenue appropriated	\$56,000.00
Miscellaneous revenues realized	128,634.09
State aid revenues realized	15,743.80
Delinquent tax and lien collections	30,160.97
Current tax collections	607,809.93
Emergency borrowings
TOTAL REVENUES	\$838,348.79

CAPITAL OUTLAY (BY ORDINANCE) 1967

Beaches and boardwalks	\$15,376.56
Buildings and equipment
Parks and playgrounds	35,381.06
Sanitary sewers
Streets and roads	50,472.34
Water supply
Other purposes
	\$101,229.96

TAXES

Local school taxes	\$372,773.97
County taxes	181,978.71
Special district taxes
	\$554,752.68
Local purpose taxes	73,406.45
Veteran and senior citizen tax	30,620.00
Total tax levy (for rate purposes)	\$658,779.13
Per Capita Total Tax Levy	
General tax rate
Adjusted business personality tax rate	9.30
Adjusted general tax rate	6.38
Current Taxes	
1967 taxes levied (total)	\$642,969.08
Collected in 1967	607,809.93
Per cent of levy collected	94.53
Transferred to liens	7,517.07
Adjustments	853.53
Balance December 31, 1967	\$26,788.55
All Prior Years Taxes Outstanding	
Balance January 1, 1967	\$34,105.74
Collected in 1967	24,379.75
Adjustments	—3,896.50
Balance December 31, 1967	\$5,829.49
Tax Title Liens Outstanding	
Balance January 1, 1967	\$7,673.13
Redeemed by cash	5,781.22
Adjustments	+10,967.03
Balance December 31, 1967	\$12,858.94

Property Acquired by Deed or Foreclosure

Balance January 1, 1967	\$13,500.00
Sale for cash	2,510.00
Adjustments	+3,835.00
Balance December 31, 1967	\$14,825.00

CAPITAL DEBT, DECEMBER 31, 1967

Authorized—Issued and Unissued

	Gross Debt	Net Debt
School debt	\$1,039,771.00
Self-liquidating debt	1,943,000.00	\$306,529.00
Other capital debt	42,000.00	1,347.00
	\$3,024,771.00	\$347,876.00
Per Cent	14.61	1.68
Per Capita	\$661.88	\$76.12

Issued and Outstanding

School debt	\$1,039,771.00
Self-liquidating debt	1,873,500.00
Other capital debt	42,000.00
	\$2,955,271.00

Equalized Valuation Basis \$20,698,689.00

CURRENT FINANCES DECEMBER 31, 1967

Cash	\$178,479.44
Taxes receivable	32,618.04
Tax title liens	12,858.94
Foreclosed property	14,825.00
Other receivables	460.83
Emergencies and deferred charges	10,000.00
State road aid receivable	17,030.00
	\$266,272.25
Cash liabilities	\$114,872.53
Reserves for receivables	60,762.81
Surplus revenue	90,636.91
	\$266,272.25

BERLIN TOWNSHIP—CAMDEN COUNTY

Population U. S. Census, 1960—3,363
Estimated Population, 1967—4,490

Land Area 3.27 sq. mi.

Net Valuation Taxable \$6,220,454
Equalized Valuation \$14,027,865

EXPENDITURES FOR 1967

General Government

Administrative and executive	\$14,062.00
Assessment and collection of taxes	5,480.00
Financial administration	4,345.00

Public Safety

Fire protection	2,525.00
Police protection	17,868.71
Other protection	1,375.00
Civil defense and disaster control	90.00

Streets and Roads

Repairs and maintenance	28,656.58
Street lighting	10,200.00

Sanitation

Street cleaning	14,500.00
Garbage and trash removal
Sanitary sewers

Health and Welfare

Health services	1,606.00
Welfare—public assistance	2,982.00
Hospitals

Recreation

Beaches and boardwalks
Parks and playgrounds	1,475.00
Other recreational services

Education (excl. school districts)

Libraries	350.00
Other educational services	350.00

Statutory Expenditures	1,004.98
-------------------------------------	-----------------

Unclassified Purposes
------------------------------------	--------------

Total Municipal Functions	\$106,870.27
--	---------------------

Per Capita—Municipal Functions	\$23.80
---	----------------

Capital Improvements	27,380.00
-----------------------------------	------------------

Debt Service
---------------------------	--------------

Principal payments
Interest payments

Per Capita—Debt Service
--------------------------------------	--------------

Deferred Charges	22,443.66
-------------------------------	------------------

Total Municipal Expenditures	\$156,693.93
---	---------------------

Required Payments for Local

School, County, and Special District Taxes	398,668.77
--	------------

TOTAL EXPENDITURES	\$555,362.70
---------------------------------	---------------------

Reserve for Uncollected Taxes..	\$34,668.00
--	--------------------

GRAND TOTAL	\$590,030.70
--------------------------	---------------------

REVENUES REALIZED IN 1967

Surplus revenue appropriated	\$51,300.00
Miscellaneous revenues realized	73,434.59
State aid revenues realized	20,865.00
Delinquent tax and lien collections	28,987.67
Current tax collections	415,866.84
Emergency borrowings

TOTAL REVENUES	\$590,454.10
-----------------------------	---------------------

CAPITAL OUTLAY (BY ORDINANCE) 1967

Beaches and boardwalks
Buildings and equipment
Parks and playgrounds
Sanitary sewers
Streets and roads
Water supply
Other purposes

TAXES

Local school taxes	\$280,825.03
County taxes	110,843.74
Special district taxes	7,000.00

Local purpose taxes	\$398,668.77
Veteran and senior citizen tax ..	38,700.00
	24,670.00

Total tax levy (for rate purposes)	\$462,038.77
---	---------------------

Per Capita Total Tax Levy ...	\$102.90
--------------------------------------	-----------------

General tax rate
Adjusted business personalty tax rate	13.68
Adjusted general tax rate	7.22

Current Taxes

1967 taxes levied (total)	\$457,103.84
Collected in 1967	415,866.84
Per cent of levy collected	90.97
Transferred to liens
Adjustments	50.00
Balance December 31, 1967	\$41,187.00

All Prior Years Taxes Outstanding

Balance January 1, 1967	\$30,771.15
Collected in 1967	26,481.76
Adjustments	+813.30
Balance December 31, 1967	\$5,102.69

Tax Title Liens Outstanding

Balance January 1, 1967	\$24,584.48
Redeemed by cash	2,505.91
Adjustments
Balance December 31, 1967	\$22,078.57

Property Acquired by Deed or Foreclosure

Balance January 1, 1967	\$9,185.00
Sale for cash	1,781.00
Adjustments
Balance December 31, 1967	\$7,404.00

CAPITAL DEBT, DECEMBER 31, 1967

Authorized—Issued and Unissued

	Gross Debt	Net Debt
School debt	\$1,081,779.00	\$5,384.00
School self-liquidating debt
Other capital debt
	\$1,081,779.00	\$5,384.00
Per Cent	8.18	0.04
Per Capita	\$240.93	\$1.19

Issued and Outstanding

School debt	\$515,366.00
School self-liquidating debt
Other capital debt
	\$515,366.00

Equalized Valuation Basis \$13,224,640.00

CURRENT FINANCES DECEMBER 31, 1967

Cash	\$102,559.22
Taxes receivable	46,289.69
Tax title liens	22,078.57
Foreclosed property	7,404.00
Other receivables	4,224.08
Emergencies and deferred charges ..	6,412.38
State road aid receivable	19,602.00
	\$208,569.94

Cash liabilities	\$31,229.85
Reserves for receivables	79,996.34
Surplus revenue	97,343.75
	\$208,569.94

BERNARDS TOWNSHIP—SOMERSET COUNTY

Population U. S. Census, 1960—9,018
Estimated Population, 1967—12,860

Land Area 24.40 sq. mi.

Net Valuation Taxable \$40,304,890
Equalized Valuation \$80,612,738

EXPENDITURES FOR 1967

General Government	
Administrative and executive	\$99,253.66
Assessment and collection of taxes ..	23,633.00
Financial administration	2,967.84
Public Safety	
Fire protection	42,000.00
Police protection	118,255.00
Other protection	6,500.00
Civil defense and disaster control ..	300.00
Streets and Roads	
Repairs and maintenance	229,390.90
Street lighting	5,600.00
Sanitation	
Street cleaning
Garbage and trash removal
Sanitary sewers	20,000.00
Health and Welfare	
Health services	7,260.00
Welfare—public assistance	600.00
Hospitals
Recreation	
Beaches and boardwalks
Parks and playgrounds
Other recreational services	9,300.00
Education (excl. school districts)	
Libraries	22,000.00
Other educational services
Statutory Expenditures	28,270.00
Unclassified Purposes
Total Municipal Functions	\$615,330.40
Per Capita—Municipal Functions ..	\$47.85
Capital Improvements	166,555.00
Debt Service	
Principal payments
Interest payments
Per Capita—Debt Service
Deferred Charges	6,581.55
Total Municipal Expenditures	\$788,466.95
Required Payments for Local School, County, and Special District Taxes	2,082,486.47
TOTAL EXPENDITURES	\$2,870,953.42
Reserve for Uncollected Taxes.. ..	\$298,476.00
GRAND TOTAL	\$3,169,429.42

REVENUES REALIZED IN 1967

Surplus revenue appropriated	\$319,000.00
Miscellaneous revenues realized ..	242,874.29
State aid revenues realized	65,775.00
Delinquent tax and lien collections ..	93,350.25
Current tax collections	2,419,575.19
Emergency borrowings
TOTAL REVENUES	\$3,140,574.73

CAPITAL OUTLAY (BY ORDINANCE) 1967

Beaches and boardwalks
Buildings and equipment	\$27,037.83
Parks and playgrounds
Sanitary sewers
Streets and roads	16,400.14
Water supply
Other purposes	450.00
TOTAL	\$43,887.97

TAXES

Local school taxes	\$1,756,183.00
County taxes	326,303.47
Special district taxes
Total	\$2,082,486.47
Local purpose taxes	413,067.95
Veteran and senior citizen tax ...	57,760.00
Total tax levy (for rate purposes) ..	\$2,553,314.42
Per Capita Total Tax Levy ...	\$198.55
General tax rate
Adjusted business personalty tax rate	8.09
Adjusted general tax rate	6.31
Current Taxes	
1967 taxes levied (total)	\$2,525,890.76
Collected in 1967	2,419,575.19
Per cent of levy col- lected	95.79
Transferred to liens	2,028.94
Adjustments	6,974.61
Balance December 31, 1967	\$97,312.02
All Prior Years Taxes Outstanding	
Balance January 1, 1967	\$103,536.85
Collected in 1967	93,350.25
Adjustments	+329.78
Balance December 31, 1967	\$10,516.38
Tax Title Liens Outstanding	
Balance January 1, 1967	\$16,383.47
Redeemed by cash
Adjustments	+2,628.53
Balance December 31, 1967	\$19,012.00
Property Acquired by Deed or Foreclosure	
Balance January 1, 1967	\$100.00
Sale for cash
Adjustments
Balance December 31, 1967	\$100.00

CAPITAL DEBT, DECEMBER 31, 1967

Authorized—Issued and Unissued		
	Gross Debt	Net Debt
School debt	\$5,503,000.00	\$2,329,212.00
Self-liquidating debt
Other capital debt	615,000.00	615,000.00
	\$6,118,000.00	\$2,944,212.00
Per Cent	7.71	3.71
Per Capita	\$475.74	\$228.94

Issued and Outstanding

School debt	\$3,008,000.00
Self-liquidating debt
Other capital debt
Total	\$3,008,000.00

Equalized Valuation Basis \$79,344,709.00

CURRENT FINANCES DECEMBER 31, 1967

Cash	\$400,748.31
Taxes receivable	107,828.40
Tax title liens	19,012.00
Foreclosed property	100.00
Other receivables
Emergencies and deferred charges ..	54,272.00
State road aid receivable
Total	\$581,960.71
Cash liabilities	\$120,099.38
Reserves for receivables	126,940.40
Surplus revenue	334,920.93
Total	\$581,960.71

BERNARDSVILLE BOROUGH—SOMERSET COUNTY

Population U. S. Census, 1960—5,515
Estimated Population, 1967—6,640

Land Area 13.10 sq. ml.

Net Valuation Taxable \$29,402,244
Equalized Valuation \$67,442,353

EXPENDITURES FOR 1967

General Government	
Administrative and executive	\$68,605.00
Assessment and collection of taxes	12,107.00
Financial administration	3,100.00
Public Safety	
Fire protection	20,300.00
Police protection	111,059.00
Other protection	3,060.00
Civil defense and disaster control	500.00
Streets and Roads	
Repairs and maintenance	92,008.90
Street lighting	10,600.00
Sanitation	
Street cleaning
Garbage and trash removal	15,600.00
Sanitary sewers	18,855.00
Health and Welfare	
Health services	11,480.00
Welfare—public assistance	1,270.00
Hospitals
Recreation	
Beaches and boardwalks
Parks and playgrounds	12,250.00
Other recreational services
Education (excl. school districts)	
Libraries	19,000.00
Other educational services	1,750.00
Statutory Expenditures	
.....	24,484.00
Unclassified Purposes	
.....	1,000.00
Total Municipal Functions	\$427,028.90
Per Capita—Municipal Functions	\$64.31
Capital Improvements	
.....	65,000.00
Debt Service	
Principal payments
Interest payments
Per Capita—Debt Service	
.....
Deferred Charges	
.....	545.00
Total Municipal Expenditures	\$492,573.90
Required Payments for Local School, County, and Special District Taxes	
.....	1,290,808.21
TOTAL EXPENDITURES	\$1,783,382.11
Reserve for Uncollected Taxes..	\$174,205.06
GRAND TOTAL	\$1,957,587.17

REVENUES REALIZED IN 1967

Surplus revenue appropriated	\$161,000.00
Miscellaneous revenues realized ..	138,796.02
State aid revenues realized	9,477.93
Delinquent tax and lien collections ..	66,714.14
Current tax collections	1,539,040.56
Emergency borrowings
TOTAL REVENUES	\$1,915,028.65

CAPITAL OUTLAY (BY ORDINANCE) 1967

Beaches and boardwalks	\$2,883.35
Buildings and equipment	19,006.78
Parks and playgrounds	14,212.32
Sanitary sewers	12,897.16
Streets and roads
Water supply	19.40
Other purposes
	<u>\$49,019.01</u>

TAXES

Local school taxes	\$1,018,362.50
County taxes	272,445.71
Special district taxes
	<u>\$1,290,808.21</u>
Local purpose taxes	319,492.21
Veteran and senior citizen tax	34,610.00
Total tax levy (for rate purposes)	\$1,644,910.42
Per Capita Total Tax Levy ...	
General tax rate
Adjusted business personalty tax rate	11.61
Adjusted general tax rate	5.42
Current Taxes	
1967 taxes levied (total)	\$1,622,614.24
Collected in 1967	1,539,040.56
Per cent of levy collected	94.84
Transferred to liens	638.83
Adjustments	1,247.55
Balance December 31, 1967	<u>\$81,687.30</u>
All Prior Years Taxes Outstanding	
Balance January 1, 1967	\$85,613.07
Collected in 1967	66,494.29
Adjustments
Balance December 31, 1967	<u>\$19,118.78</u>
Tax Title Liens Outstanding	
Balance January 1, 1967	\$10,155.08
Redeemed by cash	219.85
Adjustments	+638.83
Balance December 31, 1967	<u>\$10,574.06</u>
Property Acquired by Deed or Foreclosure	
Balance January 1, 1967
Sale for cash
Adjustments
Balance December 31, 1967	<u>.....</u>

CAPITAL DEBT, DECEMBER 31, 1967

Authorized—Issued and Unissued	
Gross Debt	Net Debt
School debt	\$3,666,000.00
Self-liquidating debt
Other capital debt	190,000.00
	<u>\$3,856,000.00</u>
	<u>\$1,312,230.00</u>
Per Cent	6.06
Per Capita	\$580.72
	<u>\$197.63</u>

Issued and Outstanding

School debt	\$2,616,000.00
Self-liquidating debt
Other capital debt
	<u>\$2,616,000.00</u>

Equalized Valuation Basis \$63,594,241.00

CURRENT FINANCES DECEMBER 31, 1967

Cash	\$301,731.18
Taxes receivable	100,806.08
Tax title liens	10,574.06
Foreclosed property
Other receivables
Emergencies and deferred charges ..	1,884.00
State road aid receivable
	<u>\$414,995.32</u>
Cash liabilities	\$62,363.13
Reserves for receivables	111,380.14
Surplus revenue	241,252.05
	<u>\$414,995.32</u>

BETHLEHEM TOWNSHIP—HUNTERDON COUNTY

Population U. S. Census, 1960—1,090
Estimated Population, 1967—1,230

Land Area 21.38 sq. mi.

Net Valuation Taxable \$9,824,626
Equalized Valuation \$12,479,512

EXPENDITURES FOR 1967

General Government

Administrative and executive	\$13,895.73
Assessment and collection of taxes ..	5,376.10
Financial administration	1,585.66

Public Safety

Fire protection	1,200.00
Police protection	1,279.89
Other protection	415.60
Civil defense and disaster control ..	278.94

Streets and Roads

Repairs and maintenance	46,048.12
Street lighting	150.00

Sanitation

Street cleaning
Garbage and trash removal
Sanitary sewers

Health and Welfare

Health services	365.35
Welfare—public assistance	500.00
Hospitals

Recreation

Beaches and boardwalks
Parks and playgrounds
Other recreational services

Education (excl. school districts)

Libraries
Other educational services

Statutory Expenditures 1,516.48

Unclassified Purposes 49.50

Total Municipal Functions \$72,661.37

Per Capita—Municipal Functions \$59.07

Capital Improvements 21,550.00

Debt Service 200.00

Principal payments ..
Interest payments .. \$200.00

Per Capita—Debt Service \$0.16

Deferred Charges 3,322.58

Total Municipal Expenditures \$97,733.95

Required Payments for Local

School, County, and Special
District Taxes 245,340.31

TOTAL EXPENDITURES \$343,074.26

Reserve for Uncollected Taxes... \$56,258.96

GRAND TOTAL \$399,332.22

REVENUES REALIZED IN 1967

Surplus revenue appropriated	\$23,000.00
Miscellaneous revenues realized ..	43,877.64
State aid revenues realized	12,185.00
Delinquent tax and lien collections ..	34,876.61
Current tax collections	239,382.83
Emergency borrowings

TOTAL REVENUES \$353,322.08

CAPITAL OUTLAY (BY ORDINANCE) 1967

Beaches and boardwalks
Buildings and equipment	\$39,550.85
Parks and playgrounds
Sanitary sewers
Streets and roads
Water supply
Other purposes
	\$39,550.85

TAXES

Local school taxes	\$193,807.51
County taxes	51,532.80
Special district taxes

\$245,340.31

Local purpose taxes 52,521.54
Veteran and senior citizen tax ... 7,280.00

Total tax levy (for rate purposes) \$305,141.85

Per Capita Total Tax Levy ... \$248.08

General tax rate
Adjusted business personality tax rate	5.76
Adjusted general tax rate	3.03

Current Taxes

1967 taxes levied (total)	\$300,101.73
Collected in 1967	239,382.83
Per cent of levy collected	79.76
Transferred to liens	677.67
Adjustments	1,203.43
Balance December 31, 1967	\$58,837.80

All Prior Years Taxes Outstanding

Balance January 1, 1967	\$55,280.27
Collected in 1967	34,660.61
Adjustments	—229.50
Balance December 31, 1967	\$20,390.16

Tax Title Liens Outstanding

Balance January 1, 1967	\$1,594.02
Redeemed by cash	216.00
Adjustments	+677.67
Balance December 31, 1967	\$2,055.69

Property Acquired by Deed or Foreclosure

Balance January 1, 1967
Sale for cash
Adjustments
Balance December 31, 1967

CAPITAL DEBT, DECEMBER 31, 1967

Authorized—Issued and Unissued

	Gross Debt	Net Debt
School debt	\$384,967.00
Self-liquidating debt
Other capital debt
	\$384,967.00
Per Cent	3.52
Per Capita	\$312.98

Issued and Outstanding

School debt	\$166,663.00
Self-liquidating debt
Other capital debt
	\$166,663.00

Equalized Valuation Basis \$10,918,970.00

CURRENT FINANCES DECEMBER 31, 1967

Cash	\$135,692.88
Taxes receivable	79,227.96
Tax title liens	2,055.69
Foreclosed property
Other receivables	3,102.22
Emergencies and deferred charges ..	4,880.00
State road aid receivable	8,579.00
	\$233,537.75
Cash liabilities	\$121,409.81
Reserves for receivables	84,385.87
Surplus revenue	27,742.07
	\$233,537.75

BEVERLY CITY—BURLINGTON COUNTY

Population U. S. Census, 1960—3,400
Estimated Population, 1967—3,710

Land Area 0.54 sq. mi.

Net Valuation Taxable \$10,400,757
Equalized Valuation \$10,636,730

EXPENDITURES FOR 1967

General Government	
Administrative and executive	\$23,384.60
Assessment and collection of taxes	5,000.00
Financial administration	2,785.00
Public Safety	
Fire protection	7,370.40
Police protection	38,106.00
Other protection	150.00
Civil defense and disaster control	1,230.00
Streets and Roads	
Repairs and maintenance	27,100.00
Street lighting	5,010.00
Sanitation	
Street cleaning
Garbage and trash removal	1,300.00
Sanitary sewers
Health and Welfare	
Health services	1,060.00
Welfare—public assistance	1,150.00
Hospitals
Recreation	
Beaches and boardwalks
Parks and playgrounds	1,450.00
Other recreational services
Education (excl. school districts)	
Libraries	1,100.00
Other educational services	600.00
Statutory Expenditures	7,010.00
Unclassified Purposes	5,100.00
Total Municipal Functions	\$128,906.00

Per Capita—Municipal Functions	\$34.75
Capital Improvements	19,700.00
Debt Service	*21,470.00
Principal payments ..	\$11,000.00
Interest payments ..	10,470.00
Per Capita—Debt Service	\$5.79
Deferred Charges	9,083.78
Total Municipal Expenditures	\$179,159.78
Required Payments for Local School, County, and Special District Taxes	236,388.84
TOTAL EXPENDITURES	\$415,548.62
Reserve for Uncollected Taxes...	\$44,993.00
GRAND TOTAL	\$460,541.62

REVENUES REALIZED IN 1967

Surplus revenue appropriated	\$23,500.00
Miscellaneous revenues realized	73,935.51
State aid revenues realized	22,243.50
Delinquent tax and lien collections	35,233.47
Current tax collections	274,102.09
Emergency borrowings
TOTAL REVENUES	\$429,014.57

CAPITAL OUTLAY (BY ORDINANCE) 1967

Beaches and boardwalks
Buildings and equipment
Parks and playgrounds
Sanitary sewers
Streets and roads	\$10,150.80
Water supply
Other purposes
.....	\$10,150.80

TAXES

Local school taxes	\$194,234.25
County taxes	51,624.59
Special district taxes
.....	\$245,858.84
Local purpose taxes	73,209.78
Veteran and senior citizen tax	20,400.00
Total tax levy (for rate purposes)	\$339,468.62
Per Capita Total Tax Levy	\$91.50
General tax rate	3.25
Adjusted business personalty tax rate
Adjusted general tax rate
Current Taxes	
1967 taxes levied (total)	\$319,855.51
Collected in 1967	274,102.09
Per cent of levy collected	85.69
Transferred to liens
Adjustments
Balance December 31, 1967	\$45,753.42
All Prior Years Taxes Outstanding	
Balance January 1, 1967	\$59,148.45
Collected in 1967	35,233.47
Adjustments
Balance December 31, 1967	\$23,914.98
Tax Title Liens Outstanding	
Balance January 1, 1967	\$2,875.36
Redeemed by cash
Adjustments
Balance December 31, 1967	\$2,875.36
Property Acquired by Deed or Foreclosure	
Balance January 1, 1967	\$5,960.00
Sale for cash
Adjustments
Balance December 31, 1967	\$5,960.00

CAPITAL DEBT, DECEMBER 31, 1967

Authorized—Issued and Unissued	
Gross Debt	Net Debt
School debt	\$271,000.00
Self liquidating debt ..	10,000.00
Other capital debt	10,000.00
.....	\$281,000.00
Per Cent	2.76
Per Capita	\$75.74
.....	0.09
.....	\$2.70

Issued and Outstanding

School debt	\$270,000.00
Self liquidating debt	10,000.00
Other capital debt
.....	\$280,000.00

Equalized Valuation Basis \$10,162,874.00

CURRENT FINANCES DECEMBER 31, 1967

Cash	\$46,822.64
Taxes receivable	69,668.40
Tax title liens	2,875.36
Foreclosed property	5,960.00
Other receivables	35,659.21
Emergencies and deferred charges ..	15,000.00
State road aid receivable	6,905.00
.....	\$182,890.61
Cash liabilities	\$34,840.25
Reserves for receivables	114,162.97
Surplus revenue	33,887.39
.....	\$182,890.61

* Includes \$19,940.00 Chapter VI School Debt Service.

BLAIRSTOWN TOWNSHIP—WARREN COUNTY

Population U. S. Census, 1960—1,797
Estimated Population, 1967—1,970

Land Area 30.70 sq. mi.

Net Valuation Taxable \$15,798,826
Equalized Valuation \$18,363,125

EXPENDITURES FOR 1967	
General Government	
Administrative and executive	\$13,100.00
Assessment and collection of taxes ..	5,850.00
Financial administration	3,350.00
Public Safety	
Fire protection	5,600.00
Police protection	7,800.00
Other protection	650.00
Civil defense and disaster control ..	1,000.00
Streets and Roads	
Repairs and maintenance	74,500.00
Street lighting	3,000.00
Sanitation	
Street cleaning
Garbage and trash removal	2,350.00
Sanitary sewers
Health and Welfare	
Health services	2,125.00
Welfare—public assistance	100.00
Hospitals	250.00
Recreation	
Beaches and boardwalks
Parks and playgrounds
Other recreational services	3,000.00
Education (excl. school districts)	
Libraries	1,100.00
Other educational services
Statutory Expenditures	
.....	3,500.00
Unclassified Purposes	
.....
Total Municipal Functions	\$127,275.00
Per Capita—Municipal Functions	
.....	\$64.61
Capital Improvements	
.....	241,000.00
Debt Service	
Principal payments
Interest payments
Per Capita—Debt Service	
.....
Deferred Charges	
.....	280,078.68
Total Municipal Expenditures	\$648,353.68
Required Payments for Local School, County, and Special District Taxes	
.....	123,808.68
TOTAL EXPENDITURES	\$772,162.36
Reserve for Uncollected Taxes...	
.....	\$35,100.00
GRAND TOTAL	\$807,262.36

REVENUES REALIZED IN 1967	
Surplus revenue appropriated
Miscellaneous revenues realized ..	\$1,276,145.53
State aid revenues realized	42,176.00
Delinquent tax and lien collections ..	10,183.36
Current tax collections	94,230.31
Emergency borrowings
TOTAL REVENUES	\$1,422,735.20

CAPITAL OUTLAY (BY ORDINANCE) 1967	
Beaches and boardwalks
Buildings and equipment	\$7,950.00
Parks and playgrounds
Sanitary sewers
Streets and roads
Water supply
Other purposes
.....	\$7,950.00

TAXES	
Local school taxes
County taxes	\$123,808.68
Special district taxes
.....	\$123,808.68
Local purpose taxes
Veteran and senior citizen tax ..	11,240.00
Total tax levy (for rate purposes)	\$135,048.68
Per Capita Total Tax Levy ...	
.....	\$68.55
General tax rate
Adjusted business personality tax rate	1.93
Adjusted general tax rate	0.83
Current Taxes	
1967 taxes levied (total)	\$132,455.04
Collected in 1967	94,230.31
Per cent of levy collected	71.14
Transferred to liens	55.61
Adjustments	23,067.67
Balance December 31, 1967	\$15,101.45
All Prior Years Taxes Outstanding	
Balance January 1, 1967	\$106,181.27
Collected in 1967	10,183.36
Adjustments	81,015.55
Balance December 31, 1967	\$14,982.36
Tax Title Liens Outstanding	
Balance January 1, 1967	\$985.18
Redeemed by cash
Adjustments	55.61
Balance December 31, 1967	\$1,040.79
Property Acquired by Deed or Foreclosure	
Balance January 1, 1967
Sale for cash
Adjustments
Balance December 31, 1967

CAPITAL DEBT, DECEMBER 31, 1967		
Authorized—Issued and Unissued		
	Gross Debt	Net Debt
School debt	\$205,000.00
Self-liquidating debt
Other capital debt
	\$205,000.00
Per Cent	1.16
Per Capita	\$104.06
Issued and Outstanding		
School debt	\$205,000.00
Self-liquidating debt
Other capital debt
	\$205,000.00
Equalized Valuation Basis \$17,522,315.00		
CURRENT FINANCES DECEMBER 31, 1967		
Cash	\$1,453,517.34
Taxes receivable	30,083.51
Tax title liens	1,040.79
Foreclosed property
Other receivables	562.83
Emergencies and deferred charges
State road aid receivable	36,833.00
	\$1,522,037.77
Cash liabilities	\$291,662.85
Reserves for receivables	31,687.43
Surplus revenue	1,198,687.49
	\$1,522,037.77

BLOOMFIELD TOWN—ESSEX COUNTY

Population U. S. Census, 1960—51,867
Estimated Population, 1967—54,480

Land Area 5.40 sq. mi.

Net Valuation Taxable \$285,744,500
Equalized Valuation \$322,358,176

EXPENDITURES FOR 1967

General Government

Administrative and executive	\$667,186.65
Assessment and collection of taxes	26,718.00
Financial administration	79,270.07

Public Safety

Fire protection	974,772.00
Police protection	1,087,187.73
Other protection	26,376.00
Civil defense and disaster control	18,787.94

Streets and Roads

Repairs and maintenance	218,672.78
Street lighting	109,100.00

Sanitation

Street cleaning
Garbage and trash removal	311,850.00
Sanitary sewers	158,586.82

Health and Welfare

Health services	159,673.69
Welfare—public assistance	41,118.61
Hospitals

Recreation

Beaches and boardwalks
Parks and playgrounds	102,784.67
Other recreational services

Education (excl. school districts)

Libraries	252,500.00
Other educational services	19,374.33

Statutory Expenditures

.....	428,152.89
-------	------------

Unclassified Purposes

.....	8,000.00
-------	----------

Total Municipal Functions \$4,690,712.18

Per Capita—Municipal Functions

.....	\$86.10
-------	---------

Capital Improvements

.....	144,590.00
-------	------------

Debt Service

Principal payments ..	\$543,000.00
Interest payments ..	237,025.00

Per Capita—Debt Service

.....	\$14.32
-------	---------

Deferred Charges

.....	63,598.37
-------	-----------

Total Municipal Expenditures \$5,678,925.55

Required Payments for Local

School, County, and Special District Taxes	7,933,798.77
--	--------------

TOTAL REVENUES \$13,612,724.32

Reserve for Uncollected Taxes...

.....	\$866,032.57
-------	--------------

GRAND TOTAL \$14,478,756.89

REVENUES REALIZED IN 1967

Surplus revenue appropriated	\$827,000.00
Miscellaneous revenues realized ..	982,434.61
State aid revenues realized	237,205.05
Delinquent tax and lien collections ..	177,769.80
Current tax collections	12,344,899.30
Emergency borrowings

TOTAL REVENUES \$14,569,308.76

CAPITAL OUTLAY (BY ORDINANCE) 1967

Beaches and boardwalks
Buildings and equipment	**\$722,892.86
Parks and playgrounds	386.52
Sanitary sewers	334.12
Streets and roads	89,978.50
Water supply	69,320.88
Other purposes
.....	\$882,912.88

TAXES

Local school taxes	\$5,228,696.62
County taxes	3,312,458.40
Special district taxes

\$8,541,155.02

Local purpose taxes	4,004,217.48
---------------------------	--------------

Veteran and senior citizen tax ..	268,040.00
-----------------------------------	------------

Total tax levy (for rate purposes) \$12,813,412.50

Per Capita Total Tax Levy ... \$235.19

General tax rate
Adjusted business personalty tax rate	5.79
Adjusted general tax rate	4.41

Current Taxes

1967 taxes levied (total)	\$12,606,664.17
Collected in 1967	12,344,899.30

Per cent of levy collected	97.92
----------------------------------	-------

Transferred to liens
----------------------------	-------

Adjustments	65,683.64
-------------------	-----------

Balance December 31, 1967	\$196,081.23
---------------------------------	--------------

All Prior Years Taxes Outstanding

Balance January 1, 1967	\$356,286.16
-------------------------------	--------------

Collected in 1967	172,725.98
-------------------------	------------

Adjustments	—150,484.69
-------------------	-------------

Balance December 31, 1967	\$33,075.49
---------------------------------	-------------

Tax Title Liens Outstanding

Balance January 1, 1967	\$46,121.72
-------------------------------	-------------

Redeemed by cash	5,043.82
------------------------	----------

Adjustments	+4,282.11
-------------------	-----------

Balance December 31, 1967	\$45,360.01
---------------------------------	-------------

Property Acquired by Deed or Foreclosure

Balance January 1, 1967	\$43,400.00
-------------------------------	-------------

Sale for cash
---------------------	-------

Adjustments
-------------------	-------

Balance December 31, 1967	\$43,400.00
---------------------------------	-------------

CAPITAL DEBT, DECEMBER 31, 1967

Authorized—Issued and Unissued

	Gross Debt	Net Debt
School debt	\$5,637,000.00
Self-liquidating debt ..	86,000.00	\$86,000.00
Other capital debt	3,102,697.00	3,059,097.00
.....	\$8,825,697.00	\$3,145,097.00

Per Cent	2.89	1.03
Per Capita	\$162.00	\$57.73

Issued and Outstanding

School debt	\$5,577,000.00
Self-liquidating debt	86,000.00
Other capital debt	1,615,297.00
.....	\$7,278,297.00

Equalized Valuation Basis \$305,123,970.00

CURRENT FINANCES DECEMBER 31, 1967

Cash	\$1,896,636.65
Taxes receivable	229,156.72
Tax title liens	45,360.01
Foreclosed property	43,400.00
Other receivables	50,234.97
Emergencies and deferred charges ..	43,086.32
State road aid receivable	103,546.18
.....	\$2,411,420.85
Cash liabilities	\$382,485.73
Reserves for receivables	368,151.70
Surplus revenue	1,660,783.42
.....	\$2,411,420.85

* Includes \$607,356.25 Chapter VI School Debt Service.

** Includes \$400,000.00 Chapter VI School Capital Outlay.

BLOOMINGDALE BOROUGH—PASSAIC COUNTY

Population U. S. Census, 1960—5,293
Estimated Population, 1967—6,940

Land Area 9.10 sq. mi.

Net Valuation Taxable \$38,136,278
Equalized Valuation \$42,274,242

EXPENDITURES FOR 1967

General Government

Administrative and executive	\$65,050.00
Assessment and collection of taxes ..	32,055.00
Financial administration	2,600.00

Public Safety

Fire protection	18,475.00
Police protection	58,449.00
Other protection	4,275.00
Civil defense and disaster control ..	100.00

Streets and Roads

Repairs and maintenance	64,025.00
Street lighting	10,500.00

Sanitation

Street cleaning
Garbage and trash removal	46,400.00
Sanitary sewers	4,325.00

Health and Welfare

Health services	12,399.00
Welfare—public assistance	2,275.00
Hospitals	3,646.50

Recreation

Beaches and boardwalks
Parks and playgrounds	8,900.00
Other recreational services

Education (excl. school districts)

Libraries	500.00
Other educational services	1,300.00

Statutory Expenditures

.....	12,500.00
-------	-----------

Unclassified Purposes

.....	500.00
-------	--------

Total Municipal Functions \$348,274.50

Per Capita—Municipal Functions \$50.18

Capital Improvements 21,000.00

Debt Service 29,100.00

Principal payments ..	\$20,000.00
Interest payments ..	9,100.00

Per Capita—Debt Service \$4.19

Deferred Charges 27,094.04

Total Municipal Expenditures \$425,468.54

Required Payments for Local

School, County, and Special District Taxes	1,163,323.59
--	--------------

TOTAL EXPENDITURES \$1,588,792.13

Reserve for Uncollected Taxes... \$77,990.93

GRAND TOTAL \$1,666,783.06

REVENUES REALIZED IN 1967

Surplus revenue appropriated	\$75,000.00
Miscellaneous revenues realized ..	119,351.76
State aid revenues realized	19,623.00
Delinquent tax and lien collections ..	43,736.09
Current tax collections	1,392,236.42
Emergency borrowings

TOTAL REVENUES \$1,649,947.27

CAPITAL OUTLAY (BY ORDINANCE) 1967

Beaches and boardwalks
Buildings and equipment	\$7,348.00
Parks and playgrounds
Sanitary sewers	10,983.92
Streets and roads	7,513.38
Water supply
Other purposes
.....	\$25,845.30

TAXES

Local school taxes	\$943,610.50
County taxes	219,713.09
Special district taxes

Local purpose taxes	\$1,163,323.59
Veteran and senior citizen tax ...	264,406.47
.....	40,480.00

Total tax levy (for rate purposes) \$1,468,210.06

Per Capita Total Tax Levy ... \$211.56

General tax rate
Adjusted business personality tax rate	7.06
Adjusted general tax rate	3.77

Current Taxes

1967 taxes levied (total)	\$1,441,690.23
Collected in 1967	1,392,236.42
Per cent of levy collected	96.56
Transferred to liens	2,725.73
Adjustments	664.35
Balance December 31, 1967	\$46,063.73

All Prior Years Taxes Outstanding

Balance January 1, 1967	\$48,691.86
Collected in 1967	43,531.46
Adjustments	-3,954.85
Balance December 31, 1967	\$1,205.55

Tax Title Liens Outstanding

Balance January 1, 1967	\$1,455.41
Redeemed by cash	204.63
Adjustments	+4,392.34
Balance December 31, 1967	\$5,643.12

Property Acquired by Deed or Foreclosure

Balance January 1, 1967	\$20,950.00
Sale for cash
Adjustments
Balance December 31, 1967	\$20,950.00

CAPITAL DEBT, DECEMBER 31, 1967

Authorized—Issued and Unissued

	Gross Debt	Net Debt
School debt	\$650,000.00
Self-liquidating debt
Other capital debt	317,470.00	\$224,835.00
.....	\$967,470.00	\$224,835.00
Per Cent	2.40	0.55
Per Capita	\$139.40	\$32.40

Issued and Outstanding

School debt	\$650,000.00
Self-liquidating debt
Other capital debt	296,000.00
.....	\$946,000.00

Equalized Valuation Basis \$40,273,296.00

CURRENT FINANCES DECEMBER 31, 1967

Cash	\$171,026.80
Taxes receivable	47,269.28
Tax title liens	5,643.12
Foreclosed property	20,950.00
Other receivables	25,000.00
Emergencies and deferred charges ..	22,900.00
State road aid receivable	47,725.66
.....	\$340,514.86
Cash liabilities	\$83,998.15
Reserves for receivables	98,862.40
Surplus revenue	157,654.31
.....	\$340,514.86

BLOOMSBURY BOROUGH—HUNTERDON COUNTY

Population U. S. Census, 1960—838
Estimated Population, 1967—910

Land Area 1.00 sq. mi.

Net Valuation Taxable \$3,681,790
Equalized Valuation \$3,818,882

EXPENDITURES FOR 1967

General Government	
Administrative and executive	\$7,150.00
Assessment and collection of taxes	1,400.00
Financial administration	600.00
Public Safety	
Fire protection	5,000.00
Police protection	1,900.00
Other protection
Civil defense and disaster control	125.00
Streets and Roads	
Repairs and maintenance	6,705.00
Street lighting	1,700.00
Sanitation	
Street cleaning
Garbage and trash removal	2,325.00
Sanitary sewers
Health and Welfare	
Health services	350.00
Welfare—public assistance
Hospitals
Recreation	
Beaches and boardwalks
Parks and playgrounds
Other recreational services
Education (excl. school districts)	
Libraries
Other educational services
Statutory Expenditures	450.00
Unclassified Purposes	50.00
Total Municipal Functions	\$27,755.00

Per Capita—Municipal Functions	\$30.50
Capital Improvements	5,125.00
Debt Service	2,033.00
Principal payments	\$1,900.00
Interest payments	133.00
Per Capita—Debt Service	\$2.23
Deferred Charges
Total Municipal Expenditures	\$34,913.00

Required Payments for Local School, County, and Special District Taxes	73,907.64
---	-----------

TOTAL EXPENDITURES \$108,820.64

Reserve for Uncollected Taxes... \$9,713.89

GRAND TOTAL \$118,534.53

REVENUES REALIZED IN 1967

Surplus revenue appropriated	\$11,000.00
Miscellaneous revenues realized ..	7,506.36
State aid revenues realized	3,982.00
Delinquent tax and lien collections ..	2,707.76
Current tax collections	93,959.79
Emergency borrowings

TOTAL REVENUES \$119,155.91

CAPITAL OUTLAY (BY ORDINANCE) 1967

Beaches and boardwalks
Buildings and equipment
Parks and playgrounds
Sanitary sewers
Streets and roads	\$7,570.40
Water supply
Other purposes
	<u>\$7,570.40</u>

TAXES

Local school taxes	\$58,094.00
County taxes	15,813.64
Special district taxes
	<u>\$73,907.64</u>
Local purpose taxes	23,044.89
Veteran and senior citizen tax ...	6,980.00
Total tax levy (for rate purposes)	<u>\$103,932.53</u>

Per Capita Total Tax Levy ...	\$114.21
General tax rate	2.80
Adjusted business personalty tax rate
Adjusted general tax rate

Current Taxes	
1967 taxes levied (total)	\$98,472.62
Collected in 1967	93,959.79
Per cent of levy collected	95.41
Transferred to liens
Adjustments	344.00
Balance December 31, 1967	<u>\$4,168.83</u>

All Prior Years Taxes Outstanding	
Balance January 1, 1967	\$2,903.65
Collected in 1967	2,707.76
Adjustments	—52.64
Balance December 31, 1967	<u>\$143.25</u>

Tax Title Liens Outstanding	
Balance January 1, 1967
Redeemed by cash
Adjustments
Balance December 31, 1967

Property Acquired by Deed or Foreclosure	
Balance January 1, 1967	\$1,100.00
Sale for cash
Adjustments
Balance December 31, 1967	<u>\$1,100.00</u>

CAPITAL DEBT, DECEMBER 31, 1967

Authorized—Issued and Unissued

	Gross Debt	Net Debt
School debt	\$207,500.00	\$104,313.00
Self-liquidating debt ..	14,572.00
Other capital debt	9,900.00	3,400.00
	<u>\$231,972.00</u>	<u>\$107,713.00</u>

Per Cent	6.74	3.13
Per Capita	\$254.91	\$118.37

Issued and Outstanding

School debt
Self-liquidating debt	\$11,750.00
Other capital debt	1,900.00
	<u>\$13,650.00</u>

Equalized Valuation Basis \$3,439,555.00

CURRENT FINANCES DECEMBER 31, 1967

Cash	\$58,478.98
Taxes receivable	4,312.08
Tax title liens
Foreclosed property	1,100.00
Other receivables	6,387.72
Emergencies and deferred charges
State road aid receivable	2,720.00
	<u>\$72,998.78</u>
Cash liabilities	\$36,026.29
Reserves for receivables	11,799.80
Surplus revenue	25,172.69
	<u>\$72,998.78</u>

BOGOTA BOROUGH—BERGEN COUNTY

Population U. S. Census, 1960—7,965
Estimated Population, 1967—9,250

Land Area 0.70 sq. mi.

Net Valuation Taxable \$48,864,518
Equalized Valuation \$56,732,413

EXPENDITURES FOR 1967

General Government	
Administrative and executive	\$109,245.00
Assessment and collection of taxes	18,850.00
Financial administration	4,400.00
Public Safety	
Fire protection	29,810.00
Police protection	162,565.00
Other protection	2,475.00
Civil defense and disaster control	4,300.00
Streets and Roads	
Repairs and maintenance	78,643.00
Street lighting	13,795.00
Sanitation	
Street cleaning
Garbage and trash removal	52,604.50
Sanitary sewers	35,889.35
Health and Welfare	
Health services	6,290.00
Welfare—public assistance	3,832.00
Hospitals
Recreation	
Beaches and boardwalks
Parks and playgrounds	6,800.00
Other recreational services	22,375.00
Education (excl. school districts)	
Libraries	17,000.00
Other educational services	1,500.00
Statutory Expenditures	50,560.00
Unclassified Purposes	500.00
Total Municipal Functions	<u>\$621,433.85</u>
Per Capita—Municipal Functions	\$67.18
Capital Improvements	40,200.00
Debt Service	
Principal payments
Interest payments
Per Capita—Debt Service
Deferred Charges	
Total Municipal Expenditures	<u>\$661,633.85</u>
Required Payments for Local School, County, and Special District Taxes	
	1,243,818.30
TOTAL EXPENDITURES	\$1,905,452.15
Reserve for Uncollected Taxes..	\$17,306.00
GRAND TOTAL	\$2,022,758.15

REVENUES REALIZED IN 1967

Surplus revenue appropriated	\$235,000.00
Miscellaneous revenues realized ..	130,954.60
State aid revenues realized	17,542.00
Delinquent tax and lien collections ..	17,482.17
Current tax collections	1,589,294.05
Emergency borrowings

TOTAL REVENUES **\$1,900,272.82**

CAPITAL OUTLAY (BY ORDINANCE) 1967

Beaches and boardwalks
Buildings and equipment	\$6,200.00
Parks and playgrounds
Sanitary sewers
Streets and roads
Water supply
Other purposes
	\$6,200.00

TAXES

Local school taxes	\$1,052,610.76
County taxes	191,207.54
Special district taxes	
	<hr/>
Local purpose taxes	\$1,243,818.30
Veteran and senior citizen tax ..	401,997.85
	55,610.00
Total tax levy (for rate purposes)	<hr/>
	<hr/>
Per Capita Total Tax Levy ...	\$183.94
General tax rate	
Adjusted business personalty tax rate	14.95
Adjusted general tax rate	3.07
Current Taxes	
1967 taxes levied (total)	\$1,652,972.25
Collected in 1967	1,589,294.05
Per cent of levy col- lected	96.14
Transferred to liens	96.71
Adjustments	14,761.58
Balance December 31, 1967	<hr/>
	<hr/>
All Prior Years Taxes Outstanding	
Balance January 1, 1967	\$34,703.75
Collected in 1967	17,482.17
Adjustments	+10.17
Balance December 31, 1967	<hr/>
	<hr/>
Tax Title Liens Outstanding	
Balance January 1, 1967	\$1,471.34
Redeemed by cash	
Adjustments	+96.71
Balance December 31, 1967	<hr/>
	<hr/>
Property Acquired by Deed or Foreclosure	
Balance January 1, 1967	\$2,680.00
Sale for cash	
Adjustments	
Balance December 31, 1967	<hr/>
	<hr/>

CAPITAL DEBT, DECEMBER 31, 1967

Authorized—Issued and Unissued		
	Gross Debt	Net Debt
School debt	\$2,012,000.00
Self-liquidating debt
Other capital debt
	\$2,012,000.00
Per Cent	3.72
Per Capita	\$217.51

Issued and Outstanding

School debt	\$2,012,000.00
Self-liquidating debt
Other capital debt
	\$2,012,000.00

Equalized Valuation Basis \$54,085,748.00

CURRENT FINANCES DECEMBER 31, 1967

Cash	\$368,419.88
Taxes receivable	66,051.66
Tax title liens	1,568.05
Foreclosed property	2,680.00
Other receivables
Emergencies and deferred charges
State road aid receivable	13,671.00
	\$452,390.59
Cash liabilities	\$58,684.47
Reserves for receivables	70,299.71
Surplus revenue	323,406.41
	\$452,390.59

BOONTON TOWN—MORRIS COUNTY

Population U. S. Census, 1960—7,981
Estimated Population, 1967—9,590

Land Area 2.70 sq. mi.

Net Valuation Taxable \$22,322,864
Equalized Valuation \$59,748,858

EXPENDITURES FOR 1967

General Government	
Administrative and executive	\$93,900.00
Assessment and collection of taxes ..	15,795.00
Financial administration	4,440.00
Public Safety	
Fire protection	26,694.00
Police protection	191,730.00
Other protection	1,620.00
Civil defense and disaster control ..	3,604.00
Streets and Roads	
Repairs and maintenance	135,554.00
Street lighting	19,500.00
Sanitation	
Street cleaning	45,000.00
Garbage and trash removal	12,150.00
Sanitary sewers	
Health and Welfare	
Health services	40,557.00
Welfare—public assistance	7,050.00
Hospitals	500.00
Recreation	
Beaches and boardwalks	
Parks and playgrounds	
Other recreational services	16,040.00
Education (excl. school districts)	
Libraries	10,000.00
Other educational services	6,850.00
Statutory Expenditures	
	38,400.00
Unclassified Purposes	
	2,700.00
Total Municipal Functions	\$672,084.00

Per Capita—Municipal Functions	\$70.08
Capital Improvements	22,513.00
Debt Service	43,660.00
Principal payments .. \$20,000.00	
Interest payments .. 23,660.00	
Per Capita—Debt Service	\$4.55
Deferred Charges	14,700.00
Total Municipal Expenditures	\$752,957.00

Required Payments for Local School, County, and Special District Taxes	1,235,865.13
---	--------------

TOTAL EXPENDITURES \$1,988,822.13

Reserve for Uncollected Taxes...	\$159,230.76
---	---------------------

GRAND TOTAL \$2,148,052.89

REVENUES REALIZED IN 1967

Surplus revenue appropriated	\$180,000.00
Miscellaneous revenues realized ..	155,118.11
State aid revenues realized	35,887.92
Delinquent tax and lien collections ..	29,430.71
Current tax collections	1,776,737.68
Emergency borrowings	

TOTAL REVENUES \$2,177,174.42

CAPITAL OUTLAY (BY ORDINANCE) 1967

Beaches and boardwalks	
Buildings and equipment	\$133,957.28
Parks and playgrounds	
Sanitary sewers	102,246.50
Streets and roads	
Water supply	183,137.72
Other purposes	
	\$419,341.50

TAXES

Local school taxes	\$1,006,679.25
County taxes	229,185.88
Special district taxes	

	\$1,235,865.13
Local purpose taxes	531,787.76
Veteran and senior citizen tax ...	41,850.00

Total tax levy (for rate purposes) \$1,809,502.89

Per Capita Total Tax Levy ... \$188.69

General tax rate	
Adjusted business personalty tax rate	11.82
Adjusted general tax rate	7.55

Current Taxes

1967 taxes levied (total)	\$1,811,402.43
Collected in 1967	1,776,737.68
Per cent of levy collected	98.08
Transferred to liens	33.98
Adjustments	1,771.21
Balance December 31, 1967	\$32,859.56

All Prior Years Taxes Outstanding

Balance January 1, 1967	\$37,768.90
Collected in 1967	28,979.03
Adjustments	-4,060.00
Balance December 31, 1967	\$4,729.87

Tax Title Liens Outstanding

Balance January 1, 1967	\$1,050.50
Redeemed by cash	451.68
Adjustments	+33.98
Balance December 31, 1967	\$632.80

Property Acquired by Deed or Foreclosure

Balance January 1, 1967	\$600.00
Sale for cash	
Adjustments	
Balance December 31, 1967	\$600.00

CAPITAL DEBT, DECEMBER 31, 1967

Authorized—Issued and Unissued

	Gross Debt	Net Debt
School debt	\$2,444,000.00	\$478,976.00
Self-liquidating debt ..	480,000.00	
Other capital debt	585,500.00	585,543.00
	\$3,509,500.00	\$1,064,319.00

Per Cent	7.14	2.16
Per Capita	\$365.95	\$110.98

Issued and Outstanding

Cash	\$2,274,000.00
School liquidating debt	440,000.00
Other capital debt	514,000.00
	\$3,228,000.00

Equalized Valuation Basis \$49,125,607.00

CURRENT FINANCES DECEMBER 31, 1967

Cash	\$382,003.09
Taxes receivable	37,589.43
Tax title liens	632.80
Foreclosed property	600.00
Other receivables	
Emergencies and deferred charges ..	19,097.75
State road aid receivable	22,103.00
	\$462,026.07
Cash liabilities	\$112,011.04
Reserves for receivables	38,822.23
Surplus revenue	311,192.80
	\$462,026.07

BOONTON TOWNSHIP—MORRIS COUNTY

Population U. S. Census, 1960—1,998
Estimated Population, 1967—2,520

Land Area 7.50 sq. mi.

Net Valuation Taxable \$11,419,590
Equalized Valuation \$30,255,899

EXPENDITURES FOR 1967

General Government	
Administrative and executive	\$26,050.00
Assessment and collection of taxes	9,160.00
Financial administration	3,050.00
Public Safety	
Fire protection	5,300.00
Police protection	33,265.00
Other protection	1,600.00
Civil defense and disaster control	2,000.00
Streets and Roads	
Repairs and maintenance	39,600.00
Street lighting	50.00
Sanitation	
Street cleaning
Garbage and trash removal
Sanitary sewers
Health and Welfare	
Health services	2,455.00
Welfare—public assistance	275.00
Hospitals
Recreation	
Beaches and boardwalks
Parks and playgrounds
Other recreational services	2,500.00
Education (excl. school districts)	
Libraries
Other educational services	200.00
Statutory Expenditures	1,920.00
Unclassified Purposes	200.00
Total Municipal Functions	\$127,625.00
Per Capita—Municipal Functions	\$50.64
Capital Improvements	9,765.56
Debt Service	
Principal payments
Interest payments
Per Capita—Debt Service
Deferred Charges	5,350.00
Total Municipal Expenditures	\$142,740.56
Required Payments for Local School, County, and Special District Taxes	
.....	493,447.66
TOTAL EXPENDITURES	\$636,188.22
Reserve for Uncollected Taxes...	\$45,491.48
GRAND TOTAL	\$681,679.70

REVENUES REALIZED IN 1967

Surplus revenue appropriated	\$60,000.00
Miscellaneous revenues realized ..	35,946.07
State aid revenues realized ..	11,714.00
Delinquent tax and lien collections ..	17,922.19
Current tax collections	559,387.56
Emergency borrowings
TOTAL REVENUES	\$684,969.82

CAPITAL OUTLAY (BY ORDINANCE) 1967

Beaches and boardwalks
Buildings and equipment
Parks and playgrounds
Sanitary sewers
Streets and roads
Water supply	\$9,028.00
Other purposes
.....	\$9,028.00

TAXES

Local school taxes	\$376,819.08
County taxes	116,628.58
Special district taxes
.....	\$493,447.66
Local purpose taxes	73,818.04
Veteran and senior citizen tax ..	15,530.00
Total tax levy (for rate purposes)	\$582,795.70
Per Capita Total Tax Levy	
General tax rate	5.09
Adjusted business personality tax rate
Adjusted general tax rate
Current Taxes	
1967 taxes levied (total)	\$580,031.13
Collected in 1967	559,387.56
Per cent of levy col-lected	96.44
Transferred to liens
Adjustments
Balance December 31, 1967	\$20,643.57
All Prior Years Taxes Outstanding	
Balance January 1, 1967	\$19,015.23
Collected in 1967	17,822.19
Adjustments
Balance December 31, 1967	\$1,093.04
Tax Title Liens Outstanding	
Balance January 1, 1967	\$11,428.75
Redeemed by cash
Adjustments	\$50.01
Balance December 31, 1967	\$12,018.76
Property Acquired by Deed or Foreclosure	
Balance January 1, 1967	\$30.00
Sale for cash
Adjustments
Balance December 31, 1967	\$30.00

CAPITAL DEBT, DECEMBER 31, 1967

Authorized—Issued and Unissued		
	Gross Debt	Net Debt
School debt	\$812,000.00	\$31,679.00
Self-liquidating debt
Other capital debt
.....	\$812,000.00	\$31,679.00
Per Cent	3.12	0.12
Per Capita	\$322.22	\$12.57

Issued and Outstanding

School debt	\$287,000.00
Self-liquidating debt
Other capital debt
.....	\$287,000.00

Equalized Valuation Basis \$26,010,690.00

CURRENT FINANCES DECEMBER 31, 1967

Cash	\$104,162.35
Taxes receivable	21,736.61
Tax title liens	12,018.76
Foreclosed property	30.00
Other receivables	281.80
Emergencies and deferred charges
State road aid receivable	14,639.00
.....	\$152,868.52
Cash liabilities	\$25,969.38
Reserves for receivables	34,067.17
Surplus revenue	92,831.97
.....	\$152,868.52

BORDENTOWN CITY—BURLINGTON COUNTY

Population U. S. Census, 1960—4,974
Estimated Population, 1967—5,400

Land Area 0.92 sq. mi.

Net Valuation Taxable \$17,435,197
Equalized Valuation \$19,382,621

EXPENDITURES FOR 1967

General Government	
Administrative and executive	\$70,717.50
Assessment and collection of taxes	11,200.00
Financial administration
Public Safety	
Fire protection	13,570.00
Police protection	79,035.00
Other protection
Civil defense and disaster control	510.00
Streets and Roads	
Repairs and maintenance	32,895.00
Street lighting	9,000.00
Sanitation	
Street cleaning	2,760.00
Garbage and trash removal	34,355.00
Sanitary sewers
Health and Welfare	
Health services	1,300.00
Welfare—public assistance	7,450.00
Hospitals
Recreation	
Beaches and boardwalks	740.00
Parks and playgrounds	4,980.00
Other recreational services
Education (excl. school districts)	
Libraries	3,250.00
Other educational services	200.00
Statutory Expenditures	19,510.00
Unclassified Purposes
Total Municipal Functions	\$291,472.50
Per Capita—Municipal Functions	\$53.98
Capital Improvements	
Debt Service	*61,044.46
Principal payments	\$40,125.00
Interest payments	20,919.46
Per Capita—Debt Service	\$11.30
Deferred Charges	
.....	32,361.72
Total Municipal Expenditures	\$402,528.68
Required Payments for Local School, County, and Special District Taxes	
.....	495,108.87
TOTAL EXPENDITURES	\$897,637.55
Reserve for Uncollected Taxes	\$90,248.77
GRAND TOTAL	\$987,886.32

REVENUES REALIZED IN 1967

Surplus revenue appropriated	\$60,000.00
Miscellaneous revenues realized	129,090.66
State aid revenues realized	24,187.51
Delinquent tax and lien collections	49,467.80
Current tax collections	677,451.05
Emergency borrowings
TOTAL REVENUES	\$940,197.02
CAPITAL OUTLAY (BY ORDINANCE) 1967	
Beaches and boardwalks
Buildings and equipment
Parks and playgrounds
Sanitary sewers	\$468.93
Streets and roads
Water supply	3,752.50
Other purposes	7,378.19
.....	\$11,599.62

TAXES

Local school taxes	\$444,833.75
County taxes	93,638.62
Special district taxes
.....	\$538,472.37
Local purpose taxes	228,750.00
Veteran and senior citizen tax	25,160.00
Total tax levy (for rate purposes)	\$792,382.37
Per Capita Total Tax Levy	
.....	\$146.74
General tax rate	4.52
Adjusted business personalty tax rate
Adjusted general tax rate
Current Taxes	
1967 taxes levied (total)	\$770,916.29
Collected in 1967	67,451.05
Per cent of levy collected	87.87
Transferred to liens	3,861.21
Adjustments	8.85
Balance December 31, 1967	\$89,595.18
All Prior Years Taxes Outstanding	
Balance January 1, 1967	\$47,996.26
Collected in 1967	47,940.44
Adjustments	—55.82
Balance December 31, 1967
Tax Title Liens Outstanding	
Balance January 1, 1967	\$7,403.49
Redeemed by cash	1,527.36
Adjustments	+4,083.46
Balance December 31, 1967	\$9,959.59
Property Acquired by Deed or Foreclosure	
Balance January 1, 1967
Sale for cash
Adjustments
Balance December 31, 1967

CAPITAL DEBT, DECEMBER 31, 1967

Authorized—Issued and Unissued		
	Gross Debt	Net Debt
School debt	\$923,335.00	
Self-liquidating debt	691,050.00	\$532,800.00
Other capital debt	242,625.00	120,750.00
	<u>\$1,857,010.00</u>	<u>\$653,550.00</u>
Per Cent	10.41	3.66
Per Capita	<u>\$343.89</u>	<u>\$121.03</u>
Issued and Outstanding		
School debt	\$923,335.00	
Self-liquidating debt	684,500.00	
Other capital debt	205,750.00	
	<u>\$1,813,585.00</u>	

Equalized Valuation Basis \$17,832,414.00

CURRENT FINANCES DECEMBER 31, 1967	
Cash	\$75,548.25
Taxes receivable	89,595.18
Tax title liens	9,959.59
Foreclosed property
Other receivables	9,494.28
Emergencies and deferred charges	92.45
State road aid receivable	7,952.00
.....	<u>\$192,641.75</u>
Cash liabilities	\$47,755.36
Reserves for receivables	109,049.05
Surplus revenue	35,837.34
.....	<u>\$192,641.75</u>

* Includes \$43,363.50 Chapter VI School Debt Service.

BORDENTOWN TOWNSHIP—BURLINGTON COUNTY

Population U. S. Census, 1960—5,936
Estimated Population, 1967—7,100

Land Area 7.41 sq. mi.

Net Valuation Taxable \$40,727,145
Equalized Valuation \$41,850,913

EXPENDITURES FOR 1967

General Government	
Administrative and executive	\$76,450.00
Assessment and collection of taxes ..	20,010.00
Financial administration	4,750.00
Public Safety	
Fire protection	12,100.00
Police protection	19,400.00
Other protection	4,550.00
Civil defense and disaster control ..	2,200.00
Streets and Roads	
Repairs and maintenance	111,100.00
Street lighting	12,500.00
Sanitation	
Street cleaning
Garbage and trash removal	38,030.00
Sanitary sewers
Health and Welfare	
Health services	3,310.00
Welfare—public assistance	2,350.00
Hospitals
Recreation	
Beaches and boardwalks
Parks and playgrounds	8,650.00
Other recreational services
Education (excl. school districts)	
Libraries	3,250.00
Other educational services	150.00
Statutory Expenditures	
.....	13,000.00
Unclassified Purposes	
.....
Total Municipal Functions	<u>\$331,800.00</u>

Per Capita—Municipal Functions	\$46.73
Capital Improvements	48,000.00
Debt Service	71,439.45
Principal payments ..	\$55,000.00
Interest payments ..	16,439.45
Per Capita—Debt Service	\$10.06
Deferred Charges
Total Municipal Expenditures	<u>\$451,239.45</u>
Required Payments for Local School, County, and Special District Taxes	981,941.03
TOTAL EXPENDITURES	\$1,433,180.48
Reserve for Uncollected Taxes...	<u>\$102,526.20</u>
GRAND TOTAL	<u><u>\$1,535,706.68</u></u>

REVENUES REALIZED IN 1967

Surplus revenue appropriated	\$122,000.00
Miscellaneous revenues realized ..	210,910.48
State aid revenues realized	41,347.06
Delinquent tax and lien collections ..	63,962.95
Current tax collections	1,062,547.20
Emergency borrowings

TOTAL REVENUES \$1,500,767.69

CAPITAL OUTLAY (BY ORDINANCE) 1967

Beaches and boardwalks
Buildings and equipment
Parks and playgrounds
Sanitary sewers	\$79,923.04
Streets and roads
Water supply	43,267.39
Other purposes
	<u>\$123,190.43</u>

TAXES

Local school taxes	\$778,808.36
County taxes	203,132.67
Special district taxes
	<u>\$981,941.03</u>
Local purpose taxes	131,005.20
Veteran and senior citizen tax ...	42,410.00
Total tax levy (for rate purposes)	<u><u>\$1,155,356.23</u></u>
Per Capita Total Tax Levy ...	
General tax rate	\$162.73
Adjusted business personality tax rate	3.20
Adjusted general tax rate	2.81
Current Taxes	
1967 taxes levied (total)	\$1,130,732.83
Collected in 1967	1,062,547.20
Per cent of levy collected	93.96
Transferred to liens
Adjustments	44.41
Balance December 31, 1967	<u>\$68,141.22</u>
All Prior Years Taxes Outstanding	
Balance January 1, 1967	\$65,172.13
Collected in 1967	61,930.45
Adjustments	+1,347.22
Balance December 31, 1967	<u>\$4,588.90</u>
Tax Title Liens Outstanding	
Balance January 1, 1967	\$9,927.44
Redeemed by cash	2,032.50
Adjustments
Balance December 31, 1967	<u>\$7,894.94</u>
Property Acquired by Deed or Foreclosure	
Balance January 1, 1967	\$305.00
Sale for cash
Adjustments
Balance December 31, 1967	<u>\$305.00</u>

CAPITAL DEBT, DECEMBER 31, 1967

Authorized—Issued and Unissued

	Gross Debt	Net Debt
School debt	\$1,442,665.00
Self-liquidating debt ..	1,225,000.00
Other capital debt	212,500.00	\$212,500.00
	<u>\$2,880,165.00</u>	<u>\$212,500.00</u>
Per Cent	7.71	0.56
Per Capita	\$405.66	\$29.92

Issued and Outstanding

School debt	\$1,442,665.00
Self-liquidating debt	1,225,000.00
Other capital debt	212,500.00
	<u>\$2,880,165.00</u>

Equalized Valuation Basis \$37,339,760.00

CURRENT FINANCES DECEMBER 31, 1967

Cash	\$249,907.06
Taxes receivable	72,730.12
Tax title liens	7,894.94
Foreclosed property	305.00
Other receivables	5,469.83
Emergencies and deferred charges ..	14,500.00
State road aid receivable	20,089.00
	<u>\$370,895.95</u>
Cash liabilities	\$78,338.39
Reserves for receivables	86,399.89
Surplus revenue	206,157.67
	<u>\$370,895.95</u>

BOUND BROOK BOROUGH—SOMERSET COUNTY

Population U. S. Census, 1960—10,263
Estimated Population, 1967—11,220

Land Area 1.60 sq. mi.

Net Valuation Taxable \$25,314,747
Equalized Valuation \$57,801,142

EXPENDITURES FOR 1967

General Government		
Administrative and executive	\$118,000.83	
Assessment and collection of taxes	40,467.64	
Financial administration	6,552.85	
Public Safety		
Fire protection	43,275.00	
Police protection	182,300.00	
Other protection	11,200.00	
Civil defense and disaster control	600.00	
Streets and Roads		
Repairs and maintenance	62,250.00	
Street lighting	29,000.00	
Sanitation		
Street cleaning	
Garbage and trash removal	64,000.00	
Sanitary sewers	71,512.55	
Health and Welfare		
Health services	16,825.00	
Welfare—public assistance	4,000.00	
Hospitals	2,000.00	
Recreation		
Benches and boardwalks	
Parks and playgrounds	
Other recreational services	27,000.00	
Education (excl. school districts)		
Libraries	62,544.60	
Other educational services	2,000.00	
Statutory Expenditures	51,181.53	
Unclassified Purposes	720.00	
Total Municipal Functions	\$795,380.00	
Per Capita—Municipal Functions	\$70.89	
Capital Improvements	35,000.00	
Debt Service	27,800.00	
Principal payments	\$15,000.00	
Interest payments	12,800.00	
Per Capita—Debt Service	\$2.48	
Deferred Charges	14,700.00	
Total Municipal Expenditures	\$872,880.00	
Required Payments for Local School, County, and Special District Taxes		
	1,327,005.34	
TOTAL EXPENDITURES	\$2,199,885.34	
Reserve for Uncollected Taxes...	\$122,866.00	
GRAND TOTAL	\$2,322,751.34	

REVENUES REALIZED IN 1967

Surplus revenue appropriated	\$152,500.00
Miscellaneous revenues realized	218,637.36
State aid revenues realized	32,565.97
Delinquent tax and lien collections	46,119.56
Current tax collections	1,847,575.98
Emergency borrowings
TOTAL REVENUES	\$2,207,398.87

CAPITAL OUTLAY (BY ORDINANCE) 1967

Beaches and boardwalks
Buildings and equipment	\$75,261.78
Parks and playgrounds	24,102.60
Sanitary sewers
Streets and roads
Water supply
Other purposes
	\$99,364.38

TAXES

Local school taxes	\$1,108,438.44
County taxes	218,566.90
Special district taxes
	\$1,327,005.34
Local purpose taxes	567,965.13
Veteran and senior citizen tax	59,510.00
Total tax levy (for rate purposes)	\$1,954,480.47
Per Capita Total Tax Levy	\$174.20
General tax rate
Adjusted business personality tax rate	9.16
Adjusted general tax rate	7.61
Current Taxes	
1967 taxes levied (total)	\$1,902,392.01
Collected in 1967	1,847,575.98
Per cent of levy collected	97.11
Transferred to liens
Adjustments	6,936.14
Balance December 31, 1967	\$47,879.89
All Prior Years Taxes Outstanding	
Balance January 1, 1967	\$47,009.42
Collected in 1967	46,119.56
Adjustments	889.86
Balance December 31, 1967
Tax Title Liens Outstanding	
Balance January 1, 1967
Redeemed by cash
Adjustments
Balance December 31, 1967
Property Acquired by Deed or Foreclosure	
Balance January 1, 1967
Sale for cash
Adjustments
Balance December 31, 1967

CAPITAL DEBT, DECEMBER 31, 1967

Authorized—Issued and Unissued

	Gross Debt	Net Debt
School debt	\$915,000.00
Self-liquidating debt
Other capital debt	414,515.00	\$409,515.00
	\$1,329,515.00	\$409,515.00
Per Cent	2.47	0.76
Per Capita	\$118.50	\$36.50

Issued and Outstanding

School debt	\$915,000.00
Self-liquidating debt
Other capital debt	376,000.00
	\$1,291,000.00

Equalized Valuation Basis \$53,729,824.00

CURRENT FINANCES DECEMBER 31, 1967

Cash	\$279,562.69
Taxes receivable	47,879.89
Tax title liens
Foreclosed property
Other receivables	16,337.65
Emergencies and deferred charges	28,800.00
State road aid receivable	35,643.00
	\$408,223.23
Cash liabilities	\$92,787.47
Reserves for receivables	64,217.54
Surplus revenue	251,218.22
	\$408,223.23

BRADLEY BEACH BOROUGH—MONMOUTH COUNTY

Population U. S. Census, 1960—4,204
Estimated Population, 1967—4,810

Land Area 0.70 sq. mi.

Net Valuation Taxable \$25,916,975
Equalized Valuation \$30,726,256

EXPENDITURES FOR 1967

General Government	
Administrative and executive	\$103,089.47
Assessment and collection of taxes ..	10,560.28
Financial administration	10,547.92
Public Safety	
Fire protection	20,271.99
Police protection	127,008.20
Other protection
Civil defense and disaster control ..	69.75
Streets and Roads	
Repairs and maintenance	74,747.60
Street lighting
Sanitation	
Street cleaning
Garbage and trash removal	58,800.00
Sanitary sewers	6,903.74
Health and Welfare	
Health services	5,404.47
Welfare—public assistance	3,280.14
Hospitals
Recreation	
Benches and boardwalks	54,024.11
Parks and playgrounds	6,965.18
Other recreational services	5,475.21
Education (excl. school districts)	
Libraries	11,510.07
Other educational services
Statutory Expenditures	38,086.47
Unclassified Purposes	1,500.00
Total Municipal Functions	\$538,244.60

Per Capita—Municipal Functions ..	\$111.90
Capital Improvements	13,000.00
Debt Service	57,945.25
Principal payments ..	\$41,000.00
Interest payments ..	16,945.25

Per Capita—Debt Service ..	\$12.05
Deferred Charges	8,495.22
Total Municipal Expenditures	\$617,685.07

Required Payments for Local School, County, and Special District Taxes	586,160.35
---	------------

TOTAL EXPENDITURES

Reserve for Uncollected Taxes...

GRAND TOTAL

REVENUES REALIZED IN 1967

Surplus revenue appropriated	\$70,000.00
Miscellaneous revenues realized ..	247,765.61
State aid revenues realized	11,157.87
Delinquent tax and lien collections ..	54,889.34
Current tax collections	857,679.61
Emergency borrowings

TOTAL REVENUES

CAPITAL OUTLAY (BY ORDINANCE) 1967

Beaches and boardwalks
Buildings and equipment	\$10,146.80
Parks and playgrounds
Sanitary sewers
Streets and roads	27,817.38
Water supply
Other purposes
.....	\$37,964.18

TAXES

Local school taxes	\$414,967.00
County taxes	171,193.35
Special district taxes

Local purpose taxes	\$586,160.35
Veteran and senior citizen tax ..	315,389.99
.....	22,670.00

Total tax levy (for rate purposes)

Per Capita Total Tax Levy ..

General tax rate	3.548
Adjusted business personalty tax rate
Adjusted general tax rate

Current Taxes

1967 taxes levied (total)	\$903,982.78
Collected in 1967	857,679.61
Per cent of levy col-lected	94.87
Transferred to liens
Adjustments	2,991.84
Balance December 31, 1967	\$43,311.33

All Prior Years Taxes Outstanding

Balance January 1, 1967	\$54,889.34
Collected in 1967	54,889.34
Adjustments
Balance December 31, 1967

Tax Title Liens Outstanding

Balance January 1, 1967 ..	\$167.98
Redeemed by cash
Adjustments
Balance December 31, 1967	\$167.98

Property Acquired by Deed or Foreclosure

Balance January 1, 1967	\$30,435.00
Sale for cash
Adjustments
Balance December 31, 1967	\$30,435.00

CAPITAL DEBT, DECEMBER 31, 1967

Authorized—Issued and Unissued

	Gross Debt	Net Debt
School debt
Self-liquidating debt
Other capital debt	\$573,500.00	\$573,500.00
	\$573,500.00	\$573,500.00
Per Cent	1.98	1.98
Per Capita	\$119.23	\$119.23

Issued and Outstanding

School debt
Self-liquidating debt
Other capital debt	\$454,393.00
	\$454,393.00

Equalized Valuation Basis \$28,034,677.00

CURRENT FINANCES DECEMBER 31, 1967

Cash	\$85,501.03
Taxes receivable	43,311.33
Tax title liens	167.98
Foreclosed property	30,435.00
Other receivables	11,239.84
Emergencies and deferred charges ..	12,568.98
State road aid receivable	10,402.00
	\$193,626.16

Cash liabilities	\$15,587.84
Reserves for receivables	85,154.15
Surplus revenue	92,884.17
	\$193,626.16

BRANCHBURG TOWNSHIP—SOMERSET COUNTY

Population U. S. Census, 1960—3,741
Estimated Population, 1967—5,240

Land Area 20.20 sq. mi.

Net Valuation Taxable \$17,485,935
Equalized Valuation \$46,639,519

EXPENDITURES FOR 1967

General Government

Administrative and executive \$61,675.00
Assessment and collection of taxes 12,880.00
Financial administration 4,450.00

Public Safety

Fire protection 8,000.00
Police protection 11,000.00
Other protection 4,700.00
Civil defense and disaster control 10.00

Streets and Roads

Repairs and maintenance 125,315.00
Street lighting 3,500.00

Sanitation

Street cleaning
Garbage and trash removal
Sanitary sewers
.....

Health and Welfare

Health services 5,700.00
Welfare—public assistance 3,400.00
Hospitals 1,250.00

Recreation

Benches and boardwalks
Parks and playgrounds
Other recreational services 7,860.00

Education (excl. school districts)

Libraries
Other educational services
.....

Statutory Expenditures

..... 13,300.00

Unclassified Purposes

..... 3,000.00

Total Municipal Functions \$266,040.00

Per Capita—Municipal Functions

\$50.77

Capital Improvements

51,300.00

Debt Service

39,850.00

Principal payments .. \$35,000.00
Interest payments .. 4,850.00

Per Capita—Debt Service

\$7.60

Deferred Charges

.....

Total Municipal Expenditures \$357,190.00

Required Payments for Local

School, County, and Special
District Taxes 1,019,432.68

TOTAL EXPENDITURES \$1,376,622.68

Reserve for Uncollected Taxes...

\$63,822.80

GRAND TOTAL \$1,440,445.48

REVENUES REALIZED IN 1967

Surplus revenue appropriated \$75,000.00
Miscellaneous revenues realized .. 121,325.13
State aid revenues realized 22,655.00
Delinquent tax and lien collections 51,639.59
Current tax collections 1,161,064.24
Emergency borrowings
.....

TOTAL REVENUES \$1,431,683.96

CAPITAL OUTLAY (BY ORDINANCE) 1967

Beaches and boardwalks
Buildings and equipment
Parks and playgrounds
Sanitary sewers
Streets and roads \$109,389.93
Water supply
Other purposes
.....
\$109,389.93

TAXES

Local school taxes \$830,711.28
County taxes 188,721.40
Special district taxes
.....

Local purpose taxes \$1,019,432.68
Veteran and senior citizen tax .. 25,920.00

Total tax levy (for rate purposes) \$1,215,560.48

Per Capita Total Tax Levy ...

\$231.98

General tax rate
Adjusted business personality tax rate 7.79
Adjusted general tax rate 6.92

Current Taxes

1967 taxes levied (total) \$1,234,469.35
Collected in 1967 1,161,064.24
Per cent of levy collected 94.05
Transferred to liens
Adjustments 375.74
Balance December 31, 1967 \$73,029.37

All Prior Years Taxes Outstanding

Balance January 1, 1967 \$56,254.98
Collected in 1967 50,247.69
Adjustments
Balance December 31, 1967 \$6,007.29

Tax Title Liens Outstanding

Balance January 1, 1967 \$1,391.90
Redeemed by cash 1,391.90
Adjustments
Balance December 31, 1967
.....

Property Acquired by Deed or Foreclosure

Balance January 1, 1967 \$350.00
Sale for cash
Adjustments
Balance December 31, 1967 \$350.00

CAPITAL DEBT, DECEMBER 31, 1967

Authorized—Issued and Unissued

	Gross Debt	Net Debt
School debt	\$1,386,000.00	\$126,192.00
Self-liquidating debt ..	201,500.00	201,500.00
Other capital debt	201,500.00	
	<u>\$1,587,500.00</u>	<u>\$327,692.00</u>

Per Cent 3.78
Per Capita \$302.96 \$62.54

Issued and Outstanding

School debt	\$400,000.00
Self-liquidating debt	159,000.00
Other capital debt	
	<u>\$559,000.00</u>

Equalized Valuation Basis \$41,993,613.00

CURRENT FINANCES DECEMBER 31, 1967

Cash	\$170,756.27
Taxes receivable	79,036.66
Tax title liens	
Foreclosed property	350.00
Other receivables	32,377.25
Emergencies and deferred charges ..	
State road aid receivable	41,943.89
	<u>\$324,464.07</u>
Cash liabilities	\$97,518.64
Reserves for receivables	111,763.91
Surplus revenue	115,181.52
	<u>\$324,464.07</u>

BRANCHVILLE BOROUGH—SUSSEX COUNTY

Population U. S. Census, 1960—963
Estimated Population, 1967—1,030

Land Area 0.50 sq. ml.

Net Valuation Taxable \$4,975,750
Equalized Valuation \$6,840,214

EXPENDITURES FOR 1967

General Government

Administrative and executive	\$6,510.22
Assessment and collection of taxes	2,954.85
Financial administration	1,786.93

Public Safety

Fire protection	5,760.00
Police protection	4,300.00
Other protection	300.00
Civil defense and disaster control	300.00

Streets and Roads

Repairs and maintenance	10,290.76
Street lighting	3,000.00

Sanitation

Street cleaning
Garbage and trash removal	4,600.00
Sanitary sewers

Health and Welfare

Health services	300.00
Welfare—public assistance	500.00
Hospitals	500.00

Recreation

Beaches and boardwalks
Parks and playgrounds
Other recreational services	500.00

Education (excl. school districts)

Libraries
Other educational services	300.00

Statutory Expenditures

.....	559.24
-------	--------

Unclassified Purposes

.....
-------	-------

Total Municipal Functions	\$42,462.00
---------------------------	-------------

Per Capita—Municipal Functions

.....	\$41.23
-------	---------

Capital Improvements

.....	5,100.00
-------	----------

Debt Service

Principal payments
Interest payments

Per Capita—Debt Service

.....
-------	-------

Deferred Charges

.....	518.95
-------	--------

Total Municipal Expenditures	\$48,080.95
------------------------------	-------------

Required Payments for Local

School, County, and Special District Taxes	216,795.35
--	------------

TOTAL EXPENDITURES	\$264,876.30
---------------------------	---------------------

Reserve for Uncollected Taxes..

.....	\$23,622.05
-------	-------------

GRAND TOTAL	\$288,498.35
--------------------	---------------------

REVENUES REALIZED IN 1967

Surplus revenue appropriated	\$28,000.00
Miscellaneous revenues realized	49,199.56
State aid revenues realized	3,651.00
Delinquent tax and lien collections	7,688.85
Current tax collections	207,555.30
Emergency borrowings

TOTAL REVENUES	\$296,094.71
-----------------------	---------------------

CAPITAL OUTLAY (BY ORDINANCE) 1967

Beaches and boardwalks
Buildings and equipment
Parks and playgrounds
Sanitary sewers
Streets and roads
Water supply
Other purposes

TAXES

Local school taxes	\$173,518.04
County taxes	43,277.31
Special district taxes

.....	\$216,795.35
-------	--------------

Local purpose taxes
Veteran and senior citizen tax	5,940.00

Total tax levy (for rate purposes)	\$222,735.35
---	---------------------

Per Capita Total Tax Levy	\$216.25
----------------------------------	-----------------

General tax rate
Adjusted business personality tax rate	10.928
Adjusted general tax rate	4.006

Current Taxes

1967 taxes levied (total)	\$220,567.27
Collected in 1967	207,555.30
Per cent of levy collected	94.10
Transferred to liens
Adjustments
Balance December 31, 1967	\$13,011.97

All Prior Years Taxes Outstanding

Balance January 1, 1967	\$8,670.58
Collected in 1967	7,688.85
Adjustments
Balance December 31, 1967	\$981.73

Tax Title Liens Outstanding

Balance January 1, 1967
Redeemed by cash
Adjustments
Balance December 31, 1967

Property Acquired by Deed or

Foreclosure
Balance January 1, 1967
Sale for cash
Adjustments
Balance December 31, 1967

CAPITAL DEBT, DECEMBER 31, 1967

Authorized—Issued and Unissued

	Gross Debt	Net Debt
School debt	\$188,899.00
Self-liquidating debt
Other capital debt
	\$188,899.00
Per Cent	3.15
Per Capita	\$183.40

Issued and Outstanding

School debt	\$188,899.00
Self-liquidating debt
Other capital debt
	\$188,899.00

Equalized Valuation Basis	\$5,979,723.00
----------------------------------	-----------------------

CURRENT FINANCES DECEMBER 31, 1967

Cash	\$80,443.85
Taxes receivable	13,993.70
Tax title liens
Foreclosed property
Other receivables	148.70
Emergencies and deferred charges	3,983.79
State road aid receivable	11,662.00
	\$110,232.04

Cash liabilities	\$17,242.86
Reserves for receivables	14,142.40
Surplus revenue	78,846.78
	\$110,232.04

BRICK TOWNSHIP—OCEAN COUNTY

Population U. S. Census, 1960—16,299
Estimated Population, 1967—24,280

Land Area 26.40 sq. mi.

Net Valuation Taxable \$192,829,340
Equalized Valuation \$199,519,198

EXPENDITURES FOR 1967

General Government

Administrative and executive \$214,825.35
Assessment and collection of taxes 112,412.02
Financial administration 22,099.02

Public Safety

Fire protection
Police protection 46,303.72
Other protection 20,281.29
Civil defense and disaster control 1,582.45

Streets and Roads

Repairs and maintenance 281,515.87
Street lighting 24,280.50

Sanitation

Street cleaning
Garbage and trash removal 170,964.03
Sanitary sewers

Health and Welfare

Health services 58,029.16
Welfare—public assistance 17,862.97
Hospitals 1,000.00

Recreation

Beaches and boardwalks 15,669.28
Parks and playgrounds
Other recreational services 82,084.33

Education (excl. school districts)

Libraries
Other educational services 3,021.15

Statutory Expenditures

..... 56,876.33

Unclassified Purposes

..... 1,674.85

Total Municipal Functions \$1,130,482.32

Per Capita—Municipal Functions

\$46.56

Capital Improvements

339,178.00

Debt Service

10,342.00

Principal payments .. \$4,000.00
Interest payments .. 6,342.00

Per Capita—Debt Service

\$0.43

Deferred Charges

138,156.96

Total Municipal Expenditures \$1,618,159.28

Required Payments for Local

School, County, and Special
District Taxes 5,186,162.73

TOTAL EXPENDITURES \$6,804,322.01

Reserve for Uncollected Taxes...

\$402,272.88

GRAND TOTAL \$7,206,594.89

REVENUES REALIZED IN 1967

Surplus revenue appropriated ... \$575,000.00
Miscellaneous revenues realized ... 591,343.61
State aid revenues realized 92,509.74
Delinquent tax and lien collections 261,863.31
Current tax collections 5,490,818.96
Emergency borrowings

TOTAL REVENUES \$7,011,535.62

CAPITAL OUTLAY (BY ORDINANCE) 1967

Beaches and boardwalks
Buildings and equipment \$5,900.52
Parks and playgrounds
Sanitary sewers 44,821.05
Streets and roads
Water supply
Other purposes
\$50,721.57

TAXES

Local school taxes \$3,982,517.90
County taxes 1,054,459.83
Special district taxes 149,185.00

Local purpose taxes \$5,186,162.73
Veteran and senior citizen tax ... 224,350.00

Total tax levy (for rate purposes) \$5,925,600.83

Per Capita Total Tax Levy ...

\$244.05

General tax rate
Adjusted business personality tax rate 3.27
Adjusted general tax rate 2.99

Current Taxes

1967 taxes levied (total) \$5,854,724.62
Collected in 1967 5,490,818.96
Per cent of levy collected 93.78
Transferred to Liens
Adjustments
Balance December 31, 1967 \$363,905.66

All Prior Years Taxes Outstanding

Balance January 1, 1967 \$280,160.02
Collected in 1967 248,748.52
Adjustments
Balance December 31, 1967 \$31,411.50

Tax Title Liens Outstanding

Balance January 1, 1967 \$54,678.42
Redeemed by cash 13,114.79
Adjustments
Balance December 31, 1967 \$41,563.63

Property Acquired by Deed or Foreclosure

Balance January 1, 1967 \$66,100.00
Sale for cash
Adjustments
Balance December 31, 1967 \$66,100.00

CAPITAL DEBT, DECEMBER 31, 1967

Authorized—Issued and Unissued

	Gross Debt	Net Debt
School debt	\$5,909,000.00
Self-liquidating debt ..	760,000.00	\$213,082.00
Other capital debt	8,000.00	8,000.00
	\$6,677,000.00	\$221,082.00
Per Cent	3.52	0.11
Per Capita	\$275.00	\$9.11

Issued and Outstanding

School debt \$5,909,000.00
Self-liquidating debt 760,000.00
Other capital debt 8,000.00
\$6,677,000.00

Equalized Valuation Basis \$189,239,507.00

CURRENT FINANCES DECEMBER 31, 1967

Cash \$1,527,618.85
Taxes receivable 395,317.16
Tax title liens 41,563.63
Foreclosed property 66,100.00
Other receivables 4,944.68
Emergencies and deferred charges .. 70,959.32
State road aid receivable 87,572.46
\$2,194,076.10

Cash liabilities \$932,895.87
Reserves for receivables 507,925.47
Surplus revenue 753,254.76
\$2,194,076.10

BRIDGETON CITY—CUMBERLAND COUNTY

Population U. S. Census, 1960—20,966
Estimated Population, 1967—23,570

Land Area 6.50 sq. mi.

Net Valuation Taxable \$30,633,860
Equalized Valuation \$78,963,526

EXPENDITURES FOR 1967

General Government	
Administrative and executive	\$133,492.95
Assessment and collection of taxes	38,730.00
Financial administration	23,845.05
Public Safety	
Fire protection	132,985.00
Police protection	320,770.00
Other protection
Civil defense and disaster control	2,800.00
Streets and Roads	
Repairs and maintenance	135,295.00
Street lighting	71,000.00
Sanitation	
Street cleaning
Garbage and trash removal	29,646.60
Sanitary sewers
Health and Welfare	
Health services	36,072.14
Welfare—public assistance	22,615.00
Hospitals	15,000.00
Recreation	
Beaches and boardwalks
Parks and playgrounds	46,365.00
Other recreational services	38,079.00
Education (excl. school districts)	
Libraries	47,791.00
Other educational services	4,259.00
Statutory Expenditures	78,100.48
Unclassified Purposes	500.00
Total Municipal Functions	\$1,177,346.22
Per Capita—Municipal Functions	
Capital Improvements	
.....	67,655.00
Debt Service	
.....	*111,710.79
Principal payments ..	\$99,109.41
Interest payments ..	12,601.38
Per Capita—Debt Service	
Deferred Charges	
.....	6,558.37
Total Municipal Expenditures	\$1,363,270.38
Required Payments for Local School, County, and Special District Taxes	
.....	1,998,533.64
TOTAL EXPENDITURES	\$3,361,804.02
Reserve for Uncollected Taxes...	
.....	\$270,000.00
GRAND TOTAL	\$3,631,804.02

REVENUES REALIZED IN 1967

Surplus revenue appropriated	\$4,000.00
Miscellaneous revenues realized ..	340,190.21
State aid revenues realized	55,642.48
Delinquent tax and lien collections ..	212,429.99
Current tax collections	2,838,731.10
Emergency borrowings
TOTAL REVENUES	\$3,450,993.78

CAPITAL OUTLAY (BY ORDINANCE) 1967

Beaches and boardwalks
Buildings and equipment	\$138,611.73
Parks and playgrounds	2,063.56
Sanitary sewers	52,753.62
Streets and roads	42,207.31
Water supply	170,557.51
Other purposes	74,800.12
TOTAL	\$480,993.85

TAXES

Local school taxes	\$1,376,021.27
County taxes	636,099.87
Special district taxes
.....	\$2,012,211.14
Local purpose taxes	1,034,398.67
Veteran and senior citizen tax ..	96,190.00
Total tax levy (for rate purposes) ..	\$3,142,709.81
Per Capita Total Tax Levy ...	
General tax rate	
Adjusted business personalty tax rate	
.....	12.35
Adjusted general tax rate	
.....	9.89
Current Taxes	
1967 taxes levied (total)	\$3,079,014.38
Collected in 1967	2,838,731.10
Per cent of levy col- lected	92.19
Transferred to liens	9,595.33
Adjustments	15,986.58
Balance December 31, 1967	\$214,701.37
All Prior Years Taxes Outstanding	
Balance January 1, 1967	\$310,503.32
Collected in 1967	206,392.13
Adjustments	—18,977.34
Balance December 31, 1967	\$85,133.85
Tax Title Liens Outstanding	
Balance January 1, 1967	\$18,409.72
Redeemed by cash	6,037.86
Adjustments	+13,476.59
Balance December 31, 1967	\$25,848.45
Property Acquired by Deed or Foreclosure	
Balance January 1, 1967	\$62,590.00
Sale for cash	1,500.00
Adjustments
Balance December 31, 1967	\$61,090.00

CAPITAL DEBT, DECEMBER 31, 1967

Authorized—Issued and Unissued

	Gross Debt	Net Debt
School debt	\$3,430,000.00	\$683,855.00
Self-liquidating debt ..	1,776,670.00	16,785.00
Other capital debt	724,330.00	724,330.00
	\$5,931,000.00	\$1,424,970.00
Per Cent	8.63	2.07
Per Capita	\$251.63	\$60.46

Issued and Outstanding

School debt	\$3,430,000.00
Self-liquidating debt	1,777,670.00
Other capital debt	415,330.00
	\$5,623,000.00

Equalized Valuation Basis \$68,653,637.00

CURRENT FINANCES DECEMBER 31, 1967

Cash	\$395,974.52
Taxes receivable	299,835.22
Tax title liens	25,848.45
Foreclosed property	61,090.00
Other receivables	25,127.59
Emergencies and deferred charges ..	7,254.57
State road aid receivable	52,037.00
	\$867,167.35
Cash liabilities	\$228,288.35
Reserves for receivables	411,901.26
Surplus revenue	226,977.74
	\$867,167.35

* Includes \$13,677.50 Chapter VI School Debt Service.

BRIDGEWATER TOWNSHIP—SOMERSET COUNTY

Population U. S. Census, 1960—15,789	Land Area 32.84 sq. mi.	Net Valuation Taxable \$109,535,300
Estimated Population, 1967—25,890		Equalized Valuation \$268,460,889

EXPENDITURES FOR 1967

General Government	
Administrative and executive	\$235,900.00
Assessment and collection of taxes	45,050.00
Financial administration	16,150.00
Public Safety	
Fire protection	42,710.00
Police protection	323,815.00
Other protection	43,050.00
Civil defense and disaster control	3,000.00
Streets and Roads	
Repairs and maintenance	409,300.00
Street lighting	25,000.00
Sanitation	
Street cleaning
Garbage and trash removal
Sanitary sewers	91,000.00
Health and Welfare	
Health services	34,150.00
Welfare—public assistance	22,125.00
Hospitals	6,000.00
Recreation	
Beaches and boardwalks
Parks and playgrounds	72,500.00
Other recreational services
Education (excl. school districts)	
Libraries	800.00
Other educational services
Statutory Expenditures	32,000.00
Unclassified Purposes	10,000.00
Total Municipal Functions	<u>\$1,412,550.00</u>
Per Capita—Municipal Functions	\$54.56
Capital Improvements	409,000.00
Debt Service	209,500.00
Principal payments .. \$100,000.00	
Interest payments .. 109,500.00	
Per Capita—Debt Service	\$8.10
Deferred Charges	30,000.00
Total Municipal Expenditures	<u>\$2,061,050.00</u>
Required Payments for Local School, County, and Special District Taxes	
	6,434,263.72
TOTAL EXPENDITURES	<u>\$8,776,485.36</u>
Reserve for Uncollected Taxes...	\$281,171.64
GRAND TOTAL	<u>\$8,776,485.36</u>

REVENUES REALIZED IN 1967

Surplus revenue appropriated	\$800,000.00
Miscellaneous revenues realized	1,119,320.02
State aid revenues realized	69,306.61
Delinquent tax and lien collections	101,506.75
Current tax collections	6,945,537.55
Emergency borrowings

TOTAL REVENUES **\$9,035,670.93**

CAPITAL OUTLAY (BY ORDINANCE) 1967

Beaches and boardwalks
Buildings and equipment	\$9,337.62
Parks and playgrounds
Sanitary sewers	111,133.72
Streets and roads	355,131.61
Water supply	60,000.00
Other purposes
	<u>\$535,602.95</u>

TAXES

Local school taxes	\$5,297,560.26
County taxes	1,083,403.74
Special district taxes	53,299.72
	<u>\$6,434,263.72</u>
Local purpose taxes	531,150.03
Veteran and senior citizen tax	144,457.00
Total tax levy (for rate purposes)	<u>\$7,109,863.75</u>

Per Capita Total Tax Levy .. **\$274.62**

General tax rate
Adjusted business personality tax rate	15.02
Adjusted general tax rate	5.36

Current Taxes

1967 taxes levied (total)	\$7,085,259.06
Collected in 1967	6,945,537.55
Per cent of levy collected	98.02
Transferred to liens	3,667.19
Adjustments	4,811.95
Balance December 31, 1967	<u>\$131,242.37</u>

All Prior Years Taxes Outstanding

Balance January 1, 1967	\$111,004.64
Collected in 1967	100,206.58
Adjustments	-7,156.92
Balance December 31, 1967	<u>\$3,641.14</u>

Tax Title Liens Outstanding

Balance January 1, 1967	\$5,581.71
Redeemed by cash	1,300.17
Adjustments	+5,565.84
Balance December 31, 1967	<u>\$9,847.38</u>

Property Acquired by Deed or Foreclosure

Balance January 1, 1967	\$179,106.00
Sale for cash	34,283.50
Adjustments	+30,333.50
Balance December 31, 1967	<u>\$175,156.00</u>

CAPITAL DEBT, DECEMBER 31, 1967

Authorized—Issued and Unissued

	Gross Debt	Net Debt
School debt	\$13,247,857.00	\$4,662,692.00
Self-liquidating debt
Other capital debt	3,791,800.00	1,476,414.00
	<u>\$17,039,657.00</u>	<u>\$6,139,106.00</u>
Per Cent	7.94	2.86
Per Capita	\$658.16	<u>\$237.12</u>

Issued and Outstanding

School debt	\$9,352,922.00
Self-liquidating debt
Other capital debt	3,433,000.00
	<u>\$12,785,922.00</u>

Equalized Valuation Basis \$214,629,130.00

CURRENT FINANCES DECEMBER 31, 1967

Cash	\$917,437.79
Taxes receivable	134,883.51
Tax title liens	9,847.38
Foreclosed property	175,156.00
Other receivables	80,759.35
Emergencies and deferred charges
State road aid receivable	52,731.00
	<u>\$1,370,815.53</u>
Cash liabilities	\$183,825.16
Reserves for receivables	400,646.74
Surplus revenue	786,343.63
	<u>\$1,370,815.53</u>

BRIELLE BOROUGH—MONMOUTH COUNTY

Population U. S. Census, 1960—2,619
Estimated Population, 1967—3,300

Land Area 1.80 sq. mi.

Net Valuation Taxable \$28,248,454
Equalized Valuation \$34,088,448

EXPENDITURES FOR 1967

General Government	
Administrative and executive	\$71,323.00
Assessment and collection of taxes	16,734.00
Financial administration	3,000.00
Public Safety	
Fire protection	10,000.00
Police protection	125,163.00
Other protection	2,021.00
Civil defense and disaster control	225.00
Streets and Roads	
Repairs and maintenance	41,256.00
Street lighting	5,750.00
Sanitation	
Street cleaning
Garbage and trash removal	51,600.00
Sanitary sewers
Health and Welfare	
Health services	8,064.00
Welfare—public assistance	2,538.00
Hospitals
Recreation	
Beaches and boardwalks
Parks and playgrounds
Other recreational services	3,060.00
Education (excl. school districts)	
Libraries	8,067.00
Other educational services
Statutory Expenditures	24,125.00
Unclassified Purposes	199.00
Total Municipal Functions	\$373,175.00
Per Capita—Municipal Functions	\$113.08
Capital Improvements	19,220.00
Debt Service	
Principal payments
Interest payments
Per Capita—Debt Service	
Deferred Charges	7,137.00
Total Municipal Expenditures	\$399,532.00
Required Payments for Local School, County, and Special District Taxes	
	645,568.28
TOTAL EXPENDITURES	\$1,045,100.28
Reserve for Uncollected Taxes...	\$82,484.00
GRAND TOTAL	\$1,127,584.28

REVENUES REALIZED IN 1967

Surplus revenue appropriated	\$53,000.00
Miscellaneous revenues realized	107,437.03
State aid revenues realized	11,601.50
Delinquent tax and lien collections	47,499.28
Current tax collections	895,150.87
Emergency borrowings

TOTAL REVENUES \$1,114,688.68

CAPITAL OUTLAY (BY ORDINANCE) 1967

Beaches and boardwalks
Buildings and equipment	\$924.54
Parks and playgrounds
Sanitary sewers
Streets and roads
Water supply	233,066.68
Other purposes	3,571.71
	\$237,562.93

TAXES

Local school taxes	\$449,805.00
County taxes	195,763.28
Special district taxes
	\$645,568.28
Local purpose taxes	297,600.00
Veteran and senior citizen tax	22,680.00
Total tax levy (for rate purposes)	\$965,848.28
Per Capita Total Tax Levy ...	
General tax rate	3.416
Adjusted business personality tax rate
Adjusted general tax rate
Current Taxes	
1967 taxes levied (total)	\$949,202.87
Collected in 1967	895,150.87
Per cent of levy collected	94.30
Transferred to liens
Adjustments
Balance December 31, 1967	\$54,052.00
All Prior Years Taxes Outstanding	
Balance January 1, 1967	\$49,373.53
Collected in 1967	47,499.28
Adjustments	—303.91
Balance December 31, 1967	\$1,570.34
Tax Title Liens Outstanding	
Balance January 1, 1967	\$6,505.43
Redeemed by cash
Adjustments
Balance December 31, 1967	\$6,505.43
Property Acquired by Deed or Foreclosure	
Balance January 1, 1967	\$18,400.00
Sale for cash
Adjustments
Balance December 31, 1967	\$18,400.00

CAPITAL DEBT, DECEMBER 31, 1967

Authorized—Issued and Unissued

	Grass Debt	Net Debt
School debt	\$346,000.00
Self-liquidating debt	262,000.00
Other capital debt	68,884.00	\$68,884.00
	\$676,884.00	\$68,884.00
Per Cent	2.09	0.21
Per Capita	\$205.11	\$20.87

Issued and Outstanding

School debt	\$346,000.00
Self liquidating debt	262,000.00
Other capital debt	50,000.00
	\$658,000.00

Equalized Valuation Basis \$32,267,086.00

CURRENT FINANCES DECEMBER 31, 1967

Cash	\$340,922.22
Taxes receivable	55,822.34
Tax title liens	6,505.43
Foreclosed property	18,400.00
Other receivables	179.23
Emergencies and deferred charges	9,689.00
State road aid receivable	8,788.00
	\$440,106.22
Cash liabilities	\$256,513.93
Reserves for receivables	80,707.00
Surplus revenue	102,885.29
	\$440,106.22

BRIGANTINE CITY—ATLANTIC COUNTY

Population U. S. Census, 1960—4,201
Estimated Population, 1967—5,060

Land Area 6.31 sq. mi.

Net Valuation Taxable \$23,239,433
Equalized Valuation \$48,847,864

EXPENDITURES FOR 1967

General Government	
Administrative and executive	\$112,972.78
Assessment and collection of taxes ..	34,650.00
Financial administration	2,100.00
Public Safety	
Fire protection	60,340.00
Police protection	82,060.00
Other protection
Civil defense and disaster control ..	700.00
Streets and Roads	
Repairs and maintenance	84,750.00
Street lighting	14,500.00
Sanitation	
Street cleaning
Garbage and trash removal	36,000.00
Sanitary sewers
Health and Welfare	
Health services
Welfare—public assistance	300.00
Hospitals
Recreation	
Beaches and boardwalks	40,300.00
Parks and playgrounds
Other recreational services
Education (excl. school districts)	
Libraries	1,125.00
Other educational services
Statutory Expenditures	
.....	30,450.00
Unclassified Purposes	
.....	500.00
Total Municipal Functions	\$500,747.78
Per Capita—Municipal Functions	
.....	\$98.96
Capital Improvements	
.....	72,020.00
Debt Service	
.....	*105,333.75
Principal payments ..	\$51,000.00
Interest payments ..	54,333.75
Per Capita—Debt Service	
.....	\$20.82
Deferred Charges	
.....	10,456.33
Total Municipal Expenditures	\$688,557.86
Required Payments for Local School, County, and Special District Taxes	
.....	815,145.34
TOTAL EXPENDITURES	\$1,503,703.20
Reserve for Uncollected Taxes...	
.....	\$93,344.77
GRAND TOTAL	\$1,597,047.97

REVENUES REALIZED IN 1967

Surplus revenue appropriated	\$125,000.00
Miscellaneous revenues realized ..	118,562.42
State aid revenues realized	31,433.50
Delinquent tax and lien collections ..	69,787.43
Current tax collections	1,194,127.62
Emergency borrowings
TOTAL REVENUES	\$1,538,910.97

CAPITAL OUTLAY (BY ORDINANCE) 1967

Beaches and boardwalks	\$20,201.77
Buildings and equipment
Parks and playgrounds
Sanitary sewers	13,749.11
Streets and roads	38,340.00
Water supply	55,524.05
Other purposes
	\$89,814.93

TAXES

Local school taxes	\$477,874.75
County taxes	374,039.34
Special district taxes
	\$851,914.09
Local purpose taxes	396,454.10
Veteran and senior citizen tax ...	40,400.00
Total tax levy (for rate purposes) ..	\$1,288,769.19
Per Capita Total Tax Levy ...	
.....	\$254.70
General tax rate	5.55
Adjusted business personality tax rate
Adjusted general tax rate
Current Taxes	
1967 taxes levied (total)	\$1,272,880.27
Collected in 1967	1,194,127.62
Per cent of levy collected	93.81
Transferred to liens	1,210.10
Adjustments	1,720.25
Balance December 31, 1967	\$75,822.30
All Prior Years Taxes Outstanding	
Balance January 1, 1967	\$74,687.29
Collected in 1967	67,952.68
Adjustments	—31.96
Balance December 31, 1967	\$6,702.65
Tax Title Liens Outstanding	
Balance January 1, 1967	\$1,923.70
Redeemed by cash	1,834.75
Adjustments	+1,757.51
Balance December 31, 1967	\$1,846.46
Property Acquired by Deed or Foreclosure	
Balance January 1, 1967	\$356,872.56
Sale for cash	418,280.00
Adjustments	+418,280.00
Balance December 31, 1967	\$356,872.56

CAPITAL DEBT, DECEMBER 31, 1967

Authorized—Issued and Unissued

	Gross Debt	Net Debt
School debt	\$425,000.00
Self-liquidating debt ..	1,660,000.00	\$822,253.00
Other capital debt	1,150,500.00	1,150,500.00
	\$3,235,500.00	\$1,972,753.00
Per Cent	6.92	4.21
Per Capita	\$639.43	\$389.87

Issued and Outstanding

School debt	\$425,000.00
Self-liquidating debt	1,660,000.00
Other capital debt	1,150,500.00
	\$3,235,500.00

Equalized Valuation Basis \$46,748,326.00

CURRENT FINANCES DECEMBER 31, 1967

Cash	\$138,598.28
Taxes receivable	82,524.95
Tax title liens	1,846.46
Foreclosed property	356,872.56
Other receivables	241,983.18
Emergencies and deferred charges ..	38,462.78
State road aid receivable	30,067.00
	\$890,355.21
Cash liabilities	\$37,334.86
Reserves for receivables	683,227.15
Surplus revenue	169,793.20
	\$890,355.21

* Includes \$36,768.75 Chapter VI School Debt Service.

BROOKLAWN BOROUGH—CAMDEN COUNTY

Population U. S. Census, 1960—2,504
Estimated Population, 1967—2,750

Land Area 0.53 sq. mi.

Net Valuation Taxable \$5,065,915
Equalized Valuation \$10,751,116

EXPENDITURES FOR 1967

General Government	
Administrative and executive	\$25,385.17
Assessment and collection of taxes	4,325.00
Financial administration	3,345.51
Public Safety	
Fire protection	3,600.00
Police protection	26,453.72
Other protection	480.00
Civil defense and disaster control
Streets and Roads	
Repairs and maintenance	13,488.73
Street lighting	4,392.12
Sanitation	
Street cleaning
Garbage and trash removal	10,149.20
Sanitary sewers	7,300.00
Health and Welfare	
Health services	1,342.68
Welfare—public assistance	69.49
Hospitals
Recreation	
Beaches and boardwalks
Parks and playgrounds	1,400.00
Other recreational services
Education (excl. school districts)	
Libraries
Other educational services	300.00
Statutory Expenditures	4,292.75
Unclassified Purposes
Total Municipal Functions	\$106,324.37
Per Capita—Municipal Functions	\$38.66
Capital Improvements	15,404.44
Debt Service	2,935.50
Principal payments	\$2,850.00
Interest payments	85.50
Per Capita—Debt Service	\$1.07
Deferred Charges
Total Municipal Expenditures	\$124,664.31
Required Payments for Local School, County, and Special District Taxes	
	229,908.85
TOTAL EXPENDITURES	\$354,573.16
Reserve for Uncollected Taxes	\$11,128.50
GRAND TOTAL	\$365,701.66

REVENUES REALIZED IN 1967

Surplus revenue appropriated	\$13,515.88
Miscellaneous revenues realized ..	89,244.95
State aid revenues realized	9,728.00
Delinquent tax and lien collections ..	5,451.97
Current tax collections	247,922.84
Emergency borrowings
TOTAL REVENUES	\$365,563.64

CAPITAL OUTLAY (BY ORDINANCE) 1967

Beaches and boardwalks
Buildings and equipment
Parks and playgrounds
Sanitary sewers
Streets and roads
Water supply
Other purposes

TAXES

Local school taxes	\$144,515.00
County taxes	85,393.85
Special district taxes
	\$229,908.85
Local purpose taxes	23,800.00
Veteran and senior citizen tax ...	17,740.00
Total tax levy (for rate purposes)	\$271,448.85
Per Capita Total Tax Levy ...	\$98.71
General tax rate
Adjusted business personality tax rate	5.68
Adjusted general tax rate	5.32
Current Taxes	
1967 taxes levied (total)	\$253,708.85
Collected in 1967	247,922.84
Per cent of levy collected	97.71
Transferred to liens	26.60
Adjustments	763.62
Balance December 31, 1967	\$4,995.79
All Prior Years Taxes Outstanding	
Balance January 1, 1967	\$9,095.90
Collected in 1967	5,451.97
Adjustments	—80.17
Balance December 31, 1967	\$3,563.76
Tax Title Liens Outstanding	
Balance January 1, 1967	\$205.74
Redeemed by cash
Adjustments	—26.60
Balance December 31, 1967	\$232.34
Property Acquired by Deed or Foreclosure	
Balance January 1, 1967	\$94,975.00
Sale for cash
Adjustments
Balance December 31, 1967	\$94,975.00

CAPITAL DEBT, DECEMBER 31, 1967

Authorized—Issued and Unissued

	Gross Debt	Net Debt
School debt
Self-liquidating debt
Other capital debt

Per Cent
Per Capita

Issued and Outstanding

School debt
Self-liquidating debt
Other capital debt

Equalized Valuation Basis **\$9,344,487.00**

CURRENT FINANCES DECEMBER 31, 1967

Cash	\$148,708.56
Taxes receivable	8,559.55
Tax title liens	232.34
Foreclosed property	94,975.00
Other receivables	995.68
Emergencies and deferred charges
State road aid receivable	10,750.02
	\$264,221.15
Cash liabilities	\$125,465.75
Reserves for receivables	104,762.57
Surplus revenue	33,992.83
	\$264,221.15

BUENA BOROUGH—ATLANTIC COUNTY

Population U. S. Census, 1960—3,243
Estimated Population, 1967—3,540

Land Area 7.90 sq. mi.

Net Valuation Taxable \$7,489,969
Equalized Valuation \$14,744,350

EXPENDITURES FOR 1967

General Government	
Administrative and executive	\$18,925.00
Assessment and collection of taxes	7,550.00
Financial administration	4,350.00
Public Safety	
Fire protection
Police protection	12,500.00
Other protection	1,750.00
Civil defense and disaster control	1,300.00
Streets and Roads	
Repairs and maintenance	38,621.11
Street lighting	16,000.00
Sanitation	
Street cleaning
Garbage and trash removal	1,600.00
Sanitary sewers	350.00
Health and Welfare	
Health services	3,850.00
Welfare—public assistance	2,800.00
Hospitals
Recreation	
Beaches and boardwalks
Parks and playgrounds	2,900.00
Other recreational services
Education (excl. school districts)	
Libraries
Other educational services
Statutory Expenditures	2,600.00
Unclassified Purposes	500.00
Total Municipal Functions	\$115,596.11
Per Capita—Municipal Functions	
Capital Improvements	20,954.54
Debt Service	
Principal payments	100.00
Interest payments ..	\$100.00
Per Capita—Debt Service	\$0.03
Deferred Charges	
Total Municipal Expenditures	\$136,650.65
Required Payments for Local School, County, and Special District Taxes	
	343,797.28
TOTAL EXPENDITURES	\$480,447.93
Reserve for Uncollected Taxes...	\$63,205.35
GRAND TOTAL	\$543,653.28

REVENUES REALIZED IN 1967

Surplus revenue appropriated	\$35,000.00
Miscellaneous revenues realized	65,693.52
State aid revenues realized	20,758.00
Delinquent tax and lien collections	26,653.65
Current tax collections	346,612.47
Emergency borrowings
TOTAL REVENUES	\$494,717.64

CAPITAL OUTLAY (BY ORDINANCE) 1967

Beaches and boardwalks
Buildings and equipment
Parks and playgrounds
Sanitary sewers
Streets and roads
Water supply
Other purposes	\$6,090.00
	\$6,090.00

TAXES

Local school taxes	\$210,736.44
County taxes	112,960.84
Special district taxes	20,100.00
	\$343,797.28
Local purpose taxes	50,688.00
Veteran and senior citizen tax ..	24,240.00
Total tax levy (for rate purposes)	\$418,725.28
Per Capita Total Tax Levy	
General tax rate	\$118.28
Adjusted business personalty tax rate	8.05
Adjusted general tax rate	5.20
Current Taxes	
1967 taxes levied (total)	\$399,597.66
Collected in 1967	346,612.47
Per cent of levy collected	86.74
Transferred to liens
Adjustments
Balance December 31, 1967	\$52,985.19
All Prior Years Taxes Outstanding	
Balance January 1, 1967	\$33,992.55
Collected in 1967	26,343.28
Adjustments
Balance December 31, 1967	\$7,649.27
Tax Title Liens Outstanding	
Balance January 1, 1967	\$49,976.27
Redeemed by cash	310.37
Adjustments
Balance December 31, 1967	\$49,665.90
Property Acquired by Deed or Foreclosure	
Balance January 1, 1967
Sale for cash
Adjustments
Balance December 31, 1967

CAPITAL DEBT, DECEMBER 31, 1967

Authorized—Issued and Unissued

	Gross Debt	Net Debt
School debt	\$594,096.00
Self-liquidating debt
Other capital debt
	\$594,096.00
Per Cent	4.18
Per Capita	\$167.82

Issued and Outstanding

School debt	\$594,096.00
Self-liquidating debt
Other capital debt
	\$594,096.00

Equalized Valuation Basis \$14,204,524.00

CURRENT FINANCES DECEMBER 31, 1967

Cash	\$79,671.40
Taxes receivable	60,634.46
Tax title liens	49,665.90
Foreclosed property
Other receivables	885.08
Emergencies and deferred charges ..	1,918.33
State road aid receivable	11,509.00
	\$204,284.17
Cash liabilities	\$43,299.18
Reserves for receivables	111,185.44
Surplus revenue	49,799.55
	\$204,284.17

BUENA VISTA TOWNSHIP—ATLANTIC COUNTY

Population U. S. Census, 1960—3,915
Estimated Population, 1967—5,030

Land Area 41.33 sq. mi.

Net Valuation Taxable \$10,985,225
Equalized Valuation \$19,538,364

EXPENDITURES FOR 1967

General Government	
Administrative and executive	\$24,250.00
Assessment and collection of taxes	14,200.00
Financial administration	4,500.00
Public Safety	
Fire protection	5,900.00
Police protection	1,600.00
Other protection	1,200.00
Civil defense and disaster control	
Streets and Roads	
Repairs and maintenance	56,256.66
Street lighting	7,000.00
Sanitation	
Street cleaning	
Garbage and trash removal	
Sanitary sewers	
Health and Welfare	
Health services	6,450.00
Welfare—public assistance	5,300.00
Hospitals	800.00
Recreation	
Beaches and boardwalks	
Parks and playgrounds	4,300.00
Other recreational services	
Education (excl. school districts)	
Libraries	2,000.00
Other educational services	
Statutory Expenditures	
	3,100.00
Unclassified Purposes	
	500.00
Total Municipal Functions	\$137,356.66
Per Capita—Municipal Functions	
	\$27.31
Capital Improvements	
	67,187.77
Debt Service	
Principal payments	500.00
Interest payments	\$500.00
Per Capita—Debt Service	
	\$0.10
Deferred Charges	
Total Municipal Expenditures	\$205,044.43
Required Payments for Local School, County, and Special District Taxes	
	546,595.59
TOTAL EXPENDITURES	\$751,040.02
Reserve for Uncollected Taxes	\$111,886.00
GRAND TOTAL	\$863,526.02

REVENUES REALIZED IN 1967

Surplus revenue appropriated	\$87,000.00
Miscellaneous revenues realized ..	115,215.34
State aid revenues realized	52,880.80
Delinquent tax and lien collections ..	89,789.68
Current tax collections	447,926.80
Emergency borrowings	
TOTAL REVENUES	\$790,812.62

CAPITAL OUTLAY (BY ORDINANCE) 1967

Beaches and boardwalks	
Buildings and equipment	
Parks and playgrounds	
Sanitary sewers	
Streets and roads	
Water supply	
Other purposes	

TAXES

Local school taxes	\$355,094.81
County taxes	149,423.18
Special district taxes	42,077.60
	\$546,595.59
Local purpose taxes	1,627.10
Veteran and senior citizen tax ...	26,150.00
Total tax levy (for rate purposes)	\$574,372.69
Per Capita Total Tax Levy	
	\$114.19
General tax rate	4.85
Adjusted business personality tax rate	
Adjusted general tax rate	
Current Taxes	
1967 taxes levied (total)	\$554,331.26
Collected in 1967	447,926.80
Per cent of levy collected	80.80
Transferred to liens	
Adjustments	
Balance December 31, 1967	\$106,404.46
All Prior Years Taxes Outstanding	
Balance January 1, 1967	\$112,384.02
Collected in 1967	74,455.94
Adjustments	
Balance December 31, 1967	\$37,928.08
Tax Title Liens Outstanding	
Balance January 1, 1967	\$100,758.24
Redeemed by cash	15,333.74
Adjustments	
Balance December 31, 1967	\$85,424.50
Property Acquired by Deed or Foreclosure	
Balance January 1, 1967	\$33,201.68
Sale for cash	13,265.15
Adjustments	+13,265.15
Balance December 31, 1967	\$33,201.68

CAPITAL DEBT, DECEMBER 31, 1967

Authorized—Issued and Unissued

	Gross Debt	Net Debt
School debt	\$763,904.00	
Self-liquidating debt ..		
Other capital debt		
	\$763,904.00	
Per Cent	4.18	
Per Capita	\$151.87	

Issued and Outstanding

School debt	\$201,383.00
Self-liquidating debt	
Other capital debt	
	\$201,383.00

Equalized Valuation Basis \$18,264,522.00

CURRENT FINANCES DECEMBER 31, 1967

Cash	\$185,514.26
Taxes receivable	144,332.54
Tax title liens	85,424.50
Foreclosed property	33,201.68
Other receivables	7,359.89
Emergencies and deferred charges ..	2,933.33
State road aid receivable	42,269.00
	\$501,035.20
Cash liabilities	\$129,678.80
Reserves for receivables	270,318.61
Surplus revenue	101,037.79
	\$501,035.20

BURLINGTON CITY—BURLINGTON COUNTY

Population U. S. Census, 1960—12,687
Estimated Population, 1967—13,620

Land Area 3.06 sq. mi.

Net Valuation Taxable \$57,338,600
Equalized Valuation \$57,789,053

EXPENDITURES FOR 1967

General Government		
Administrative and executive	\$163,200.00	
Assessment and collection of taxes ..	34,900.00	
Financial administration	17,800.00	
Public Safety		
Fire protection	37,100.00	
Police protection	275,800.00	
Other protection	22,900.00	
Civil defense and disaster control ..	2,000.00	
Streets and Roads		
Repairs and maintenance	166,700.00	
Street lighting	45,000.00	
Sanitation		
Street cleaning	14,400.00	
Garbage and trash removal	53,100.00	
Sanitary sewers	23,700.00	
Health and Welfare		
Health services	45,600.00	
Welfare—public assistance	26,350.00	
Hospitals	
Recreation		
Beaches and boardwalks	
Parks and playgrounds	22,900.00	
Other recreational services	
Education (excl. school districts)		
Libraries	5,000.00	
Other educational services	3,800.00	
Statutory Expenditures	91,500.52	
Unclassified Purposes	300.00	
Total Municipal Functions	\$1,052,050.52	
Per Capita—Municipal Functions	\$77.24	
Capital Improvements	409,000.00	
Debt Service	*217,775.00	
Principal payments ..	\$135,000.00	
Interest payments ..	82,775.00	
Per Capita—Debt Service	\$15.99	
Deferred Charges	632,726.48	
Total Municipal Expenditures	\$2,311,552.00	
Required Payments for Local School, County, and Special District Taxes		
	645,885.65	
TOTAL EXPENDITURES	\$2,957,437.65	
Reserve for Uncollected Taxes...	\$90,476.95	
GRAND TOTAL	\$3,047,914.60	

REVENUES REALIZED IN 1967

Surplus revenue appropriated	\$300,000.00
Miscellaneous revenues realized ..	2,063,392.52
State aid revenues realized	99,058.51
Delinquent tax and lien collections ..	65,458.89
Current tax collections	810,054.34
Emergency borrowings
TOTAL REVENUES	\$3,337,964.26

CAPITAL OUTLAY (BY ORDINANCE) 1967

Beaches and boardwalks
Buildings and equipment	**\$990,824.00
Parks and playgrounds	40,572.40
Sanitary sewers	86,846.58
Streets and roads	127,482.40
Water supply	3,257.00
Other purposes
	\$1,248,982.38

TAXES

Local school taxes	\$583,241.95
County taxes	280,418.60
Special district taxes
	\$863,660.55
Local purpose taxes
Veteran and senior citizen tax ..	71,640.00
Total tax levy (for rate purposes)	\$935,300.55
Per Capita Total Tax Levy ...	
General tax rate	\$68.67
Adjusted business personalty tax rate	1.83
Adjusted general tax rate	1.61
Current Taxes	
1967 taxes levied (total)	\$884,214.74
Collected in 1967	810,054.34
Per cent of levy collected	91.61
Transferred to liens	2,339.40
Adjustments	11,000.00
Balance December 31, 1967	\$60,821.00
All Prior Years Taxes Outstanding	
Balance January 1, 1967	\$68,167.08
Collected in 1967	63,441.69
Adjustments	—3,279.48
Balance December 31, 1967	\$1,445.91
Tax Title Liens Outstanding	
Balance January 1, 1967	\$8,948.24
Redeemed by cash	2,017.20
Adjustments	—462.03
Balance December 31, 1967	\$6,469.01
Property Acquired by Deed or Foreclosure	
Balance January 1, 1967	\$7,819.50
Sale for cash	5,250.00
Adjustments	+31,350.00
Balance December 31, 1967	\$33,919.50

CAPITAL DEBT, DECEMBER 31, 1967

Authorized—Issued and Unissued

	Gross Debt	Net Debt
School debt	\$2,629,000.00	\$611,224.00
Self-liquidating debt ..	600,000.00
Other capital debt
	\$3,229,000.00	\$611,224.00
Per Cent	6.40	1.21
Per Capita	\$237.07	\$44.88

Issued and Outstanding

School debt	\$2,485,000.00
Self-liquidating debt	530,000.00
Other capital debt
	\$3,015,000.00

Equalized Valuation Basis \$50,444,407.00

CURRENT FINANCES DECEMBER 31, 1967

Cash	\$1,578,501.50
Taxes receivable	62,266.91
Tax title liens	6,469.01
Foreclosed property	33,919.50
Other receivables	791.95
Emergencies and deferred charges ..	16,900.00
State road aid receivable	37,198.70
	\$1,736,047.57
Cash liabilities	\$599,237.12
Reserves for receivables	103,447.37
Surplus revenue	1,033,363.08
	\$1,736,047.57

* Includes Chapter VI School Debt Service.

** Includes \$934,860.00 Chapter VI School Capital Outlay.

BURLINGTON TOWNSHIP—BURLINGTON COUNTY

Population U. S. Census, 1960—6,291
Estimated Population, 1967—10,330

Land Area 14.02 sq. mi.

Net Valuation Taxable \$52,142,975
Equalized Valuation \$59,449,673

EXPENDITURES FOR 1967

General Government		
Administrative and executive	\$60,373.75	
Assessment and collection of taxes ..	23,925.00	
Financial administration	8,200.00	
Public Safety		
Fire protection	17,000.00	
Police protection	121,250.00	
Other protection	2,100.00	
Civil defense and disaster control ..	1,000.00	
Streets and Roads		
Repairs and maintenance	62,410.00	
Street lighting	18,100.00	
Sanitation		
Street cleaning		
Garbage and trash removal		
Sanitary sewers		
Health and Welfare		
Health services	2,550.00	
Welfare—public assistance	2,200.00	
Hospitals		
Recreation		
Beaches and boardwalks		
Parks and playgrounds	12,200.00	
Other recreational services		
Education (excl. school districts)		
Libraries		
Other educational services	300.00	
Statutory Expenditures		
	15,563.00	
Unclassified Purposes		
	1,000.00	
Total Municipal Functions	\$348,171.75	
Per Capita—Municipal Functions		
	\$33.64	
Capital Improvements		
	41,500.00	
Debt Service		
Principal payments ..	\$172,000.00	
Interest payments ..	72,520.00	
Per Capita—Debt Service		
	\$23.63	
Deferred Charges		
	26,199.86	
Total Municipal Expenditures	\$660,391.61	
Required Payments for Local School, County, and Special District Taxes		
	1,299,854.77	
TOTAL EXPENDITURES	\$1,960,246.38	
Reserve for Uncollected Taxes...		
	\$116,355.14	
GRAND TOTAL	\$2,076,601.52	

REVENUES REALIZED IN 1967

Surplus revenue appropriated ..	\$75,000.00
Miscellaneous revenues realized ..	219,523.58
State aid revenues realized	61,561.11
Delinquent tax and lien collections ..	75,506.12
Current tax collections	1,619,256.88
Emergency borrowings	

TOTAL REVENUES \$2,050,847.69

CAPITAL OUTLAY (BY ORDINANCE) 1967

Beaches and boardwalks	
Buildings and equipment	**\$71,750.55
Parks and playgrounds	
Sanitary sewers	8,103.55
Streets and roads	16,207.83
Water supply	56,488.80
Other purposes	
	\$152,550.73

TAXES

Local school taxes	\$1,159,321.00
County taxes	288,341.52
Special district taxes	47,212.25
	\$1,494,874.77
Local purpose taxes	199,974.00
Veteran and senior citizen tax ...	51,640.00
Total tax levy (for rate purposes)	\$1,746,488.77
Per Capita Total Tax Levy ...	
	\$168.74
General tax rate	
Adjusted business personalty tax rate	3.92
Adjusted general tax rate	3.17
Current Taxes	
1967 taxes levied (total)	\$1,733,818.27
Collected in 1967	1,619,256.88
Per cent of levy collected	93.39
Transferred to liens	
Adjustments	
Balance December 31, 1967	\$114,561.39
All Prior Years Taxes Outstanding	
Balance January 1, 1967	\$96,943.57
Collected in 1967	75,352.93
Adjustments	
Balance December 31, 1967	\$21,590.64
Tax Title Liens Outstanding	
Balance January 1, 1967	\$3,799.27
Redeemed by cash	153.19
Adjustments	
Balance December 31, 1967	\$3,646.08
Property Acquired by Deed or Foreclosure	
Balance January 1, 1967	\$11,245.50
Sale for cash	
Adjustments	
Balance December 31, 1967	\$11,245.50

CAPITAL DEBT, DECEMBER 31, 1967

Authorized—Issued and Unissued		
	Gross Debt	Net Debt
School debt	\$2,817,500.00	\$568,229.00
Self-liquidating debt ..	1,066,200.00	294,135.00
Other capital debt	126,950.00	126,950.00
	\$4,010,650.00	\$989,314.00
Per Cent	7.13	1.75
Per Capita	\$387.50	\$95.59
Issued and Outstanding		
School debt	\$2,817,500.00	
Self-liquidating debt	853,000.00	
Other capital debt	113,400.00	
	\$3,783,900.00	

Equalized Valuation Basis \$56,231,763.00

CURRENT FINANCES DECEMBER 31, 1967

Cash	\$628,387.88
Taxes receivable	136,152.03
Tax title liens	3,646.08
Foreclosed property	11,245.50
Other receivables	18,222.45
Emergencies and deferred charges ..	15,746.75
State road aid receivable	19,181.00
	\$832,581.69
Cash liabilities	\$574,626.04
Reserves for receivables	169,266.06
Surplus revenue	88,689.59
	\$832,581.69

- * Includes \$195,020.00 Chapter VI School Debt Service.
- ** Includes \$20,000.00 Chapter VI School Capital Outlay.

BUTLER BOROUGH—MORRIS COUNTY

Population U. S. Census, 1960—5,414
Estimated Population, 1967—6,640

Land Area 1.80 sq. mi.

Net Valuation Taxable \$17,934,458
Equalized Valuation \$48,902,607

EXPENDITURES FOR 1967

General Government	
Administrative and executive	\$54,150.00
Assessment and collection of taxes	24,570.00
Financial administration
Public Safety	
Fire protection	19,100.00
Police protection	81,870.00
Other protection	3,400.00
Civil defense and disaster control	1,300.00
Streets and Roads	
Repairs and maintenance	71,600.00
Street lighting	8,800.00
Sanitation	
Street cleaning
Garbage and trash removal	36,800.00
Sanitary sewers	40,449.00
Health and Welfare	
Health services	10,700.00
Welfare—public assistance	5,275.00
Hospitals	3,000.00
Recreation	
Beaches and boardwalks
Parks and playgrounds
Other recreational services	12,800.00
Education (excl. school districts)	
Libraries	9,000.00
Other educational services	4,250.00
Statutory Expenditures	
.....	15,051.00
Unclassified Purposes	
.....	2,000.00
Total Municipal Functions	\$404,115.00
Per Capita—Municipal Functions	
.....	\$60.86
Capital Improvements	
.....	50,465.00
Debt Service	
.....	39,636.00
Principal payments ..	\$27,000.00
Interest payments ..	12,636.00
Per Capita—Debt Service	
.....	\$5.97
Deferred Charges	
.....	20,000.00
Total Municipal Expenditures	\$514,216.00
Required Payments for Local School, County, and Special District Taxes	
.....	1,162,358.78
TOTAL EXPENDITURES	\$1,676,574.78
Reserve for Uncollected Taxes..	
.....	\$140,902.84
GRAND TOTAL	\$1,817,477.62

REVENUES REALIZED IN 1967

Surplus revenue appropriated ..	\$95,000.00
Miscellaneous revenues realized ..	335,814.93
State aid revenues realized	14,499.00
Delinquent tax and lien collections ..	87,671.00
Current tax collections	1,230,982.34
Emergency borrowings
TOTAL REVENUES	\$1,763,967.27

CAPITAL OUTLAY (BY ORDINANCE) 1967

Beaches and boardwalks
Buildings and equipment	\$26,897.00
Parks and playgrounds
Sanitary sewers	7,097.37
Streets and roads	77,674.95
Water supply	399,155.39
Other purposes	7,468.65
	\$518,293.36

TAXES

Local school taxes	\$992,724.63
County taxes	169,634.15
Special district taxes
	\$1,162,358.78
Local purpose taxes	160,530.83
Veteran and senior citizen tax ..	32,280.00
Total tax levy (for rate purposes)	\$1,355,169.61
Per Capita Total Tax Levy ...	
.....	\$204.10
General tax rate
Adjusted business personalty tax rate	14.86
Adjusted general tax rate	7.18
Current Taxes	
1967 taxes levied (total)	\$1,326,326.27
Collected in 1967	1,230,982.34
Per cent of levy collected	92.81
Transferred to liens	5,597.13
Adjustments	2,315.62
Balance December 31, 1967	\$87,431.18
All Prior Years Taxes Outstanding	
Balance January 1, 1967	\$93,390.02
Collected in 1967	87,671.00
Adjustments	746.81
Balance December 31, 1967	\$4,978.21
Tax Title Liens Outstanding	
Balance January 1, 1967	\$21,670.49
Redeemed by cash
Adjustments	+6,503.17
Balance December 31, 1967	\$28,173.66
Property Acquired by Deed or Foreclosure	
Balance January 1, 1967
Sale for cash
Adjustments
Balance December 31, 1967

CAPITAL DEBT, DECEMBER 31, 1967

Authorized—Issued and Unissued

	Gross Debt	Net Debt
School debt	\$2,329,000.00	\$694,446.00
Self-liquidating debt ..	1,140,000.00
Other capital debt	572,220.00	572,220.00
	\$4,041,220.00	\$1,266,666.00
Per Cent	9.88	3.09
Per Capita	\$608.62	\$190.76

Issued and Outstanding

School debt	\$2,329,000.00
Self-liquidating debt	980,000.00
Other capital debt	437,000.00
	\$3,746,000.00

Equalized Valuation Basis \$40,863,861.00

CURRENT FINANCES DECEMBER 31, 1967

Cash	\$288,754.27
Taxes receivable	92,409.39
Tax title liens	28,173.66
Foreclosed property
Other receivables	139.69
Emergencies and deferred charges ..	11,299.00
State road aid receivable
	\$420,776.01
Cash liabilities	\$100,615.16
Reserves for receivables	120,583.05
Surplus revenue	199,577.80
	\$420,776.01

BYRAM TOWNSHIP—SUSSEX COUNTY

Population U. S. Census, 1960—1,616
Estimated Population, 1967—2,920

Land Area 20.60 sq. mi.

Net Valuation Taxable \$25,979,822
Equalized Valuation \$29,856,016

EXPENDITURES FOR 1967

General Government	
Administrative and executive	\$22,338.00
Assessment and collection of taxes	11,390.00
Financial administration	4,830.00
Public Safety	
Fire protection	1,800.00
Police protection	8,954.00
Other protection	2,600.00
Civil defense and disaster control	1,450.00
Streets and Roads	
Repairs and maintenance	71,127.77
Street lighting	2,200.00
Sanitation	
Street cleaning
Garbage and trash removal	900.00
Sanitary sewers
Health and Welfare	
Health services	2,885.00
Welfare—public assistance	450.00
Hospitals
Recreation	
Beaches and boardwalks
Parks and playgrounds	900.00
Other recreational services
Education (excl. school districts)	
Libraries
Other educational services
Statutory Expenditures	2,600.00
Unclassified Purposes
Total Municipal Functions	\$134,924.77
Per Capita—Municipal Functions	\$46.21
Capital Improvements	32,784.44
Debt Service	
Principal payments	500.00
Interest payments ..	\$500.00
Per Capita—Debt Service	\$0.17
Deferred Charges	7,082.28
Total Municipal Expenditures	\$175,291.49
Required Payments for Local School, County, and Special District Taxes	
	713,361.12
TOTAL EXPENDITURES	\$888,652.61
Reserve for Uncollected Taxes...	\$151,390.20
GRAND TOTAL	\$1,040,042.81

REVENUES REALIZED IN 1967

Surplus revenue appropriated	\$80,000.00
Miscellaneous revenues realized ..	60,688.86
State aid revenues realized	24,545.00
Delinquent tax and lien collections ..	74,538.41
Current tax collections	706,998.64
Emergency borrowings

TOTAL REVENUES \$946,770.91

CAPITAL OUTLAY (BY ORDINANCE) 1967

Beaches and boardwalks
Buildings and equipment
Parks and playgrounds
Sanitary sewers
Streets and roads
Water supply
Other purposes

TAXES

Local school taxes	\$524,787.50
County taxes	188,573.62
Special district taxes
	\$713,361.12
Local purpose taxes	95,433.69
Veteran and senior citizen tax ..	16,090.00
Total tax levy (for rate purposes)	\$824,884.81
Per Capita Total Tax Levy ...	\$282.49
General tax rate
Adjusted business personality tax rate	8.257
Adjusted general tax rate	3.101
Current Taxes	
1967 taxes levied (total)	\$820,651.99
Collected in 1967	706,998.64
Per cent of levy collected	86.15
Transferred to liens	8,436.52
Adjustments	2,916.33
Balance December 31, 1967	\$102,300.50
All Prior Years Taxes Outstanding	
Balance January 1, 1967	\$107,944.48
Collected in 1967	68,084.65
Adjustments	+1,384.34
Balance December 31, 1967	\$41,244.17
Tax Title Liens Outstanding	
Balance January 1, 1967	\$26,682.42
Redeemed by cash	6,453.76
Adjustments	+8,436.52
Balance December 31, 1967	\$28,665.18
Property Acquired by Deed or Foreclosure	
Balance January 1, 1967	\$450.00
Sale for cash
Adjustments
Balance December 31, 1967	\$450.00

CAPITAL DEBT, DECEMBER 31, 1967

Authorized—Issued and Unissued

	Gross Debt	Net Debt
School debt	\$878,000.00	\$82,758.00
Self-liquidating debt
Other capital debt	9,707.00	9,707.00
	\$887,707.00	\$92,465.00
Per Cent	3.34	0.34
Per Capita	\$304.00	\$31.67

Issued and Outstanding

School debt	\$118,000.00
Self-liquidating debt
Other capital debt
	\$118,000.00

Equalized Valuation Basis \$26,508,063.00

CURRENT FINANCES DECEMBER 31, 1967

Cash	\$118,006.20
Taxes receivable	143,544.67
Tax title liens	28,665.18
Foreclosed property	450.00
Other receivables	7,866.01
Emergencies and deferred charges ..	17,626.02
State road aid receivable	20,506.00
	\$336,664.08
Cash liabilities	\$51,089.02
Reserves for receivables	180,525.86
Surplus revenue	105,049.20
	\$336,664.08

CALDWELL BOROUGH—ESSEX COUNTY

Population U. S. Census, 1960—6,942
Estimated Population, 1967—9,820

Land Area 1.20 sq. mi.

Net Valuation Taxable \$50,812,900
Equalized Valuation \$56,466,665

EXPENDITURES FOR 1967

General Government	
Administrative and executive	\$115,843.53
Assessment and collection of taxes	19,219.00
Financial administration	20,486.27
Public Safety	
Fire protection	36,339.15
Police protection	249,429.34
Other protection	10,214.00
Civil defense and disaster control	2,000.00
Streets and Roads	
Repairs and maintenance	93,600.00
Street lighting	18,482.00
Sanitation	
Street cleaning
Garbage and trash removal	54,073.99
Sanitary sewers	74,460.30
Health and Welfare	
Health services	22,178.83
Welfare—public assistance	16,880.00
Hospitals
Recreation	
Beaches and boardwalks
Parks and playgrounds
Other recreational services	16,063.00
Education (excl. school districts)	
Libraries	38,186.59
Other educational services	2,000.00
Statutory Expenditures	72,047.30
Unclassified Purposes	200.00
Total Municipal Functions	\$861,703.30
Per Capita—Municipal Functions	\$87.75
Capital Improvements	25,750.00
Debt Service	69,598.25
Principal payments	\$43,300.00
Interest payments	26,298.25
Per Capita—Debt Service	\$7.09
Deferred Charges
Total Municipal Expenditures	\$957,051.55
Required Payments for Local School, County, and Special District Taxes	
	1,748,001.77
TOTAL EXPENDITURES	\$2,705,053.32
Reserve for Uncollected Taxes	\$70,017.91
GRAND TOTAL	\$2,775,071.23

REVENUES REALIZED IN 1967

Surplus revenue appropriated	\$92,300.00
Miscellaneous revenues realized	320,682.65
State aid revenues realized	19,844.12
Delinquent tax and lien collections	31,307.61
Current tax collections	2,276,287.28
Emergency borrowings

TOTAL REVENUES \$2,740,421.66

CAPITAL OUTLAY (BY ORDINANCE) 1967

Beaches and boardwalks
Buildings and equipment	\$2,299.00
Parks and playgrounds
Sanitary sewers	97,791.15
Streets and roads	15,603.18
Water supply
Other purposes	15,144.00
	\$130,837.33

TAXES

Local school taxes	\$1,166,557.96
County taxes
Special district taxes	581,553.81
Local purpose taxes	\$1,748,001.77
Veteran and senior citizen tax	575,819.46
	35,980.00
Total tax levy (for rate purposes)	\$2,359,801.23
Per Capita Total Tax Levy	\$240.31
General tax rate
Adjusted business personalty tax rate
Adjusted general tax rate	7.96
	4.49
Current Taxes	
1967 taxes levied (total)	\$2,336,828.90
Collected in 1967	2,276,287.28
Per cent of levy collected	97.40
Transferred to liens
Adjustments
Balance December 31, 1967	8,763.64
	\$51,777.98
All Prior Years Taxes Outstanding	
Balance January 1, 1967	\$31,147.61
Collected in 1967	31,307.61
Adjustments	+160.00
Balance December 31, 1967
Tax Title Liens Outstanding	
Balance January 1, 1967
Redeemed by cash
Adjustments
Balance December 31, 1967
Property Acquired by Deed or Foreclosure	
Balance January 1, 1967
Sale for cash	\$100.00
Adjustments
Balance December 31, 1967	\$100.00

CAPITAL DEBT, DECEMBER 31, 1967

Authorized—Issued and Unissued

	Gross Debt	Net Debt
School debt	\$2,468,506.00	\$349,124.00
Self-liquidating debt
Other capital debt	1,393,700.00	1,218,110.00
	\$3,862,206.00	\$1,567,234.00
Per Cent	7.28	2.95
Per Capita	\$393.30	\$159.60

Issued and Outstanding

School debt	\$2,114,676.00
Self-liquidating debt
Other capital debt	879,200.00
	\$2,993,876.00

Equalized Valuation Basis \$52,984,546.00

CURRENT FINANCES DECEMBER 31, 1967

Cash	\$93,174.42
Taxes receivable	51,777.98
Tax title liens
Foreclosed property
Other receivables	100.00
Emergencies and deferred charges	13,200.00
State road aid receivable	12,346.00
	\$170,698.40
Cash liabilities	\$55,212.52
Reserves for receivables	51,977.98
Surplus revenue	63,507.90
	\$170,698.40

CALIFON BOROUGH—HUNTERDON COUNTY

Population U. S. Census, 1960—777
Estimated Population, 1967—950

Land Area 0.90 sq. mi.

Net Valuation Taxable \$3,924,168
Equalized Valuation \$4,827,715

EXPENDITURES FOR 1967

General Government

Administrative and executive	\$6,022.70
Assessment and collection of taxes	2,261.50
Financial administration	620.00

Public Safety

Fire protection	2,000.00
Police protection	4,592.41
Other protection	250.00
Civil defense and disaster control	100.00

Streets and Roads

Repairs and maintenance	8,875.19
Street lighting	1,900.00

Sanitation

Street cleaning
Garbage and trash removal	4,200.00
Sanitary sewers

Health and Welfare

Health services	300.00
Welfare—public assistance	176.11
Hospitals

Recreation

Beaches and boardwalks
Parks and playgrounds	1,338.70
Other recreational services

Education (excl. school districts)

Libraries
Other educational services

Statutory Expenditures

400.00

Unclassified Purposes

200.00

Total Municipal Functions \$33,236.61

Per Capita—Municipal Functions \$34.99

Capital Improvements

600.00

Debt Service

1,550.00

Principal payments .. \$1,000.00

Interest payments .. 550.00

Per Capita—Debt Service \$1.63

Deferred Charges

1,210.06

Total Municipal Expenditures \$36,596.67

Required Payments for Local

School, County, and Special District Taxes

90,271.37

TOTAL EXPENDITURES \$126,868.04

Reserve for Uncollected Taxes.. \$10,466.08

GRAND TOTAL \$137,334.12

REVENUES REALIZED IN 1967

Surplus revenue appropriated	\$8,000.00
Miscellaneous revenues realized ..	9,452.62
State aid revenues realized	793.00
Delinquent tax and lien collections ..	7,831.47
Current tax collections	106,076.04
Emergency borrowings

TOTAL REVENUES \$132,153.13

CAPITAL OUTLAY (BY ORDINANCE) 1967

Beaches and boardwalks
Buildings and equipment
Parks and playgrounds
Sanitary sewers	\$16,366.88
Streets and roads
Water supply
Other purposes
	<u>\$16,366.88</u>

TAXES

Local school taxes	\$70,283.40
County taxes	19,987.97
Special district taxes

	<u>\$90,271.37</u>
Local purpose taxes	24,146.14
Veteran and senior citizen tax ...	4,790.00

Total tax levy (for rate purposes) \$119,207.51

Per Capita Total Tax Levy ... \$125.49

General tax rate
Adjusted business personality tax rate	7.62
Adjusted general tax rate	2.81

Current Taxes

1967 taxes levied (total)	\$116,905.50
Collected in 1967	106,076.04
Per cent of levy col-lected	90.73
Transferred to liens
Adjustments	110.00
Balance December 31, 1967	<u>\$10,719.46</u>

All Prior Years Taxes Outstanding

Balance January 1, 1967	\$9,766.94
Collected in 1967	7,831.47
Adjustments	+207.43
Balance December 31, 1967	<u>\$2,142.90</u>

Tax Title Liens Outstanding

Balance January 1, 1967
Redeemed by cash
Adjustments
Balance December 31, 1967

Property Acquired by Deed or Foreclosure

Balance January 1, 1967
Sale for cash
Adjustments
Balance December 31, 1967

CAPITAL DEBT, DECEMBER 31, 1967

Authorized—Issued and Unissued

	Gross Debt	Net Debt
School debt	\$139,148.00
Self-liquidating debt	7,831.47
Other capital debt	24,750.00	\$24,750.00
	<u>\$163,898.00</u>	<u>\$24,750.00</u>
Per Cent	3.77	0.56
Per Capita	<u>\$172.53</u>	<u>\$26.05</u>

Issued and Outstanding

School debt	\$52,274.00
Self-liquidating debt
Other capital debt	19,311.00
	<u>\$71,585.00</u>

Equalized Valuation Basis \$4,345,248.00

CURRENT FINANCES DECEMBER 31, 1967

Cash	\$29,435.30
Taxes receivable	12,862.36
Tax title liens
Foreclosed property
Other receivables
Emergencies and deferred charges ..	1,436.61
State road aid receivable
	<u>\$43,734.27</u>
Cash liabilities	\$18,152.52
Reserves for receivables	12,862.36
Surplus revenue	12,719.39
	<u>\$43,734.27</u>

CAMDEN CITY—CAMDEN COUNTY

Population U. S. Census, 1960—117,159	Land Area 8.70 sq. mi.	Net Valuation Taxable \$173,367,455
Estimated Population, 1967—116,840		Equalized Valuation \$329,289,874

EXPENDITURES FOR 1967

General Government	
Administrative and executive	\$1,457,257.00
Assessment and collection of taxes ..	168,079.00
Financial administration	141,838.00
Public Safety	
Fire protection	1,889,168.47
Police protection	2,617,647.92
Other protection	111,296.00
Civil defense and disaster control ..	26,909.04
Streets and Roads	
Repairs and maintenance	558,584.88
Street lighting	272,000.00
Sanitation	
Street cleaning	411,330.00
Garbage and trash removal	608,800.00
Sanitary sewers
Health and Welfare	
Health services	420,780.05
Welfare—public assistance	316,623.00
Hospitals	126,700.00
Recreation	
Beaches and boardwalks
Parks and playgrounds	316,106.32
Other recreational services	56,822.00
Education (excl. school districts)	
Libraries	205,019.00
Other educational services	8,200.00
Statutory Expenditures	1,158,000.00
Unclassified Purposes	490,992.19
Total Municipal Functions	\$11,362,152.87

Per Capita—Municipal Functions	\$97.25
Capital Improvements	307,157.78
Debt Service	*1,063,769.25
Principal payments .. \$816,000.00	
Interest payments .. 247,769.25	
Per Capita—Debt Service	\$9.10
Deferred Charges	82,961.60
Total Municipal Expenditures	\$12,816,041.50

Required Payments for Local School, County, and Special District Taxes	8,051,939.77
---	--------------

TOTAL EXPENDITURES \$20,867,981.27

Reserve for Uncollected Taxes..	\$1,297,281.64
--	-----------------------

GRAND TOTAL \$22,165,262.91

REVENUES REALIZED IN 1967

Surplus revenue appropriated	\$500,000.00
Miscellaneous revenues realized ..	6,166,696.77
State aid revenues realized	400,565.34
Delinquent tax and lien collections ..	747,885.82
Current tax collections	14,318,327.24
Emergency borrowings

TOTAL REVENUES \$22,133,475.17

CAPITAL OUTLAY (BY ORDINANCE) 1967

Beaches and boardwalks
Buildings and equipment	\$90.00
Parks and playgrounds	2,611.00
Sanitary sewers	39,033.95
Streets and roads	23,103.01
Water supply	20,102.80
Other purposes	1,155,988.80
	\$1,240,929.56

TAXES

Local school taxes	\$5,518,732.50
County taxes	2,549,439.77
Special district taxes
	\$8,068,172.27
Local purpose taxes	7,699,073.51
Veteran and senior citizen tax ...	447,390.00
Total tax levy (for rate purposes)	\$16,214,635.78
Per Capita Total Tax Levy ...	
General tax rate
Adjusted business personality tax rate	11.38
Adjusted general tax rate	8.92
Current Taxes	
1967 taxes levied (total)	\$15,783,489.10
Collected in 1967	14,318,327.24
Per cent of levy collected	90.71
Transferred to liens	292.13
Adjustments	3,278.49
Balance December 31, 1967	\$1,461,591.24
All Prior Years Taxes Outstanding	
Balance January 1, 1967	\$2,097,641.37
Collected in 1967	688,868.64
Adjustments	—113,430.73
Balance December 31, 1967	\$1,295,342.00
Tax Title Liens Outstanding	
Balance January 1, 1967	\$352,281.59
Redeemed by cash	59,017.18
Adjustments	+102,524.99
Balance December 31, 1967	\$395,789.40
Property Acquired by Deed or Foreclosure	
Balance January 1, 1967	\$1,553,325.00
Sale for cash	35,100.00
Adjustments	+3,295.00
Balance December 31, 1967	\$1,521,520.00

CAPITAL DEBT, DECEMBER 31, 1967

Authorized—Issued and Unissued

	Gross Debt	Net Debt
School debt	14,412,000.00	\$3,316,165.00
Self-liquidating debt ..	14,568,000.00
Other capital debt ...	6,932,000.00	5,568,000.00
	\$35,912,000.00	\$8,884,165.00
Per Cent	12.95	3.20
Per Capita	\$307.36	\$76.04

Issued and Outstanding

School debt	\$8,512,000.00
Self-liquidating debt	14,568,000.00
Other capital debt	6,462,000.00
	\$29,542,000.00

Equalized Valuation Basis \$277,395,873.00

CURRENT FINANCES DECEMBER 31, 1967

Cash	\$2,153,767.77
Taxes receivable	2,756,933.24
Tax title liens	395,789.40
Foreclosed property	1,521,520.00
Other receivables	261,114.27
Emergencies and deferred charges
State road aid receivable	186,442.00
	\$7,275,566.68
Cash liabilities	\$929,091.75
Reserves for receivables	4,935,356.91
Surplus revenue	1,411,118.02
	\$7,275,566.68

* Includes \$16,232.50 Chapter VI School Debt Service.

CAPE MAY CITY—CAPE MAY COUNTY

Population U. S. Census, 1960—4,477
Estimated Population, 1967—4,730

Land Area 2.50 sq. mi.

Net Valuation Taxable \$29,260,820
Equalized Valuation \$30,361,320

EXPENDITURES FOR 1967

General Government	
Administrative and executive	\$129,793.63
Assessment and collection of taxes	21,153.49
Financial administration	23,287.45
Public Safety	
Fire protection	79,801.84
Police protection	125,775.34
Other protection	1,510.18
Civil defense and disaster control	405.00
Streets and Roads	
Repairs and maintenance	50,169.60
Street lighting	20,683.02
Sanitation	
Street cleaning
Garbage and trash removal	6,201.00
Sanitary sewers
Health and Welfare	
Health services	7,419.21
Welfare—public assistance	4,014.75
Hospitals
Recreation	
Beaches and boardwalks	67,769.10
Parks and playgrounds
Other recreational services	5,872.77
Education (excl. school districts)	
Libraries	5,472.35
Other educational services	2,023.00
Statutory Expenditures	35,215.89
Unclassified Purposes	8,902.73
Total Municipal Functions	\$595,470.35
Per Capita—Municipal Functions	\$125.80
Capital Improvements	79,300.00
Debt Service	146,000.00
Principal payments .. \$97,000.00	
Interest payments .. 49,000.00	
Per Capita—Debt Service	\$30.87
Deferred Charges	39,358.16
Total Municipal Expenditures	\$860,128.51
Required Payments for Local School, County, and Special District Taxes	
	535,558.43
TOTAL EXPENDITURES	\$1,395,686.94
Reserve for Uncollected Taxes	\$133,068.00
GRAND TOTAL	\$1,528,754.94

REVENUES REALIZED IN 1967

Surplus revenue appropriated	\$104,794.34
Miscellaneous revenues realized ..	196,988.88
State aid revenues realized	38,686.00
Delinquent tax and lien collections ..	105,853.65
Current tax collections	979,365.74
Emergency borrowings
TOTAL REVENUES	\$1,425,688.61

CAPITAL OUTLAY (BY ORDINANCE) 1967

Beaches and boardwalks
Buildings and equipment	\$38,825.14
Parks and playgrounds	1,344.84
Sanitary sewers
Streets and roads	608.70
Water supply	16,261.56
Other purposes	147,072.85
	\$204,113.09

TAXES

Local school taxes	\$393,669.77
County taxes	141,888.66
Special district taxes
	\$535,558.43
Local purpose taxes	564,621.00
Veteran and senior citizen tax ...	24,110.00
Total tax levy (for rate purposes)	\$1,124,289.43
Per Capita Total Tax Levy ...	\$237.69
General tax rate
Adjusted business personality tax rate	4.05
Adjusted general tax rate	3.82
Current Taxes	
1967 taxes levied (total)	\$106,090.75
Collected in 1967	979,365.74
Per cent of levy collected	88.54
Transferred to liens	9,526.08
Adjustments	2,623.50
Balance December 31, 1967	\$114,575.43
All Prior Years Taxes Outstanding	
Balance January 1, 1967	\$98,682.02
Collected in 1967	87,414.03
Adjustments	—3,173.19
Balance December 31, 1967	\$8,094.80
Tax Title Liens Outstanding	
Balance January 1, 1967	\$18,026.31
Redeemed by cash	18,439.62
Adjustments	+9,588.85
Balance December 31, 1967	\$9,175.54
Property Acquired by Deed or Foreclosure	
Balance January 1, 1967	\$73,133.00
Sale for cash	24,200.00
Adjustments
Balance December 31, 1967	\$48,933.00

CAPITAL DEBT, DECEMBER 31, 1967

Authorized—Issued and Unissued		
	Gross Debt	Net Debt
School debt	\$3,632,337.00
Self-liquidating debt ..	699,300.00	\$699,300.00
Other capital debt ...	1,808,000.00	1,808,000.00
	\$3,632,337.00	\$2,507,300.00
Per Cent	12.93	8.92
Per Capita	\$767.94	\$530.08
Issued and Outstanding		
School debt	\$955,536.00
Self-liquidating debt	699,000.00
Other capital debt	1,279,000.00
	\$2,933,536.00
Equalized Valuation Basis \$28,079,432.00		
CURRENT FINANCES DECEMBER 31, 1967		
Cash	\$136,606.11
Taxes receivable	122,670.23
Tax title liens	9,175.54
Foreclosed property	48,933.00
Other receivables	31,151.32
Emergencies and deferred charges ..	41,623.75
State road aid receivable	15,672.00
	\$405,831.95
Cash liabilities	\$53,247.27
Reserves for receivables	211,930.09
Surplus revenue	140,654.59
	\$405,831.95

CAPE MAY POINT BOROUGH—CAPE MAY COUNTY

Population U. S. Census, 1960—263
Estimated Population, 1967—280

Land Area 0.30 sq. mi.

Net Valuation Taxable \$3,000,116
Equalized Valuation \$3,569,555

EXPENDITURES FOR 1967

General Government

Administrative and executive	\$12,325.00
Assessment and collection of taxes	2,950.00
Financial administration

Public Safety

Fire protection	1,800.00
Police protection	2,904.00
Other protection	650.00
Civil defense and disaster control	29.00

Streets and Roads

Repairs and maintenance	6,236.00
Street lighting	2,718.00

Sanitation

Street cleaning
Garbage and trash removal	3,950.00
Sanitary sewers	14,640.29

Health and Welfare

Health services	775.00
Welfare—public assistance	75.00
Hospitals

Recreation

Beaches and boardwalks	2,899.00
Parks and playgrounds	1,950.00
Other recreational services

Education (excl. school districts)

Libraries
Other educational services

Statutory Expenditures

.....	1,800.00
-------	----------

Unclassified Purposes

.....	1,025.00
-------	----------

Total Municipal Functions \$56,726.29

Per Capita—Municipal Functions

.....	\$202.59
-------	----------

Capital Improvements

.....	7,400.00
-------	----------

Debt Service

Principal payments	3,000.00
Interest payments	\$3,000.00

Per Capita—Debt Service

.....	\$10.71
-------	---------

Deferred Charges

.....	7,141.67
-------	----------

Total Municipal Expenditures \$74,267.96

Required Payments for Local

School, County, and Special District Taxes	47,396.79
--	-----------

TOTAL EXPENDITURES \$121,664.75

Reserve for Uncollected Taxes..

.....	\$9,380.84
-------	------------

GRAND TOTAL \$131,045.59

REVENUES REALIZED IN 1967

Surplus revenue appropriated	\$10,000.00
Miscellaneous revenues realized ..	9,952.16
State aid revenues realized	4,067.00
Delinquent tax and lien collections ..	6,197.13
Current tax collections	86,536.26
Emergency borrowings

TOTAL REVENUES \$116,752.55

CAPITAL OUTLAY (BY ORDINANCE) 1967

Beaches and boardwalks
Buildings and equipment
Parks and playgrounds
Sanitary sewers
Streets and roads
Water supply
Other purposes

TAXES

Local school taxes	\$30,747.00
County taxes	16,649.79
Special district taxes

Local purpose taxes	\$47,396.79
Veteran and senior citizen tax ..	52,000.00
.....	3,690.00

Total tax levy (for rate purposes) \$103,086.79

Per Capita Total Tax Levy ...

.....	\$368.17
-------	----------

General tax rate
Adjusted business personalty tax rate	8.13
Adjusted general tax rate	3.42

Current Taxes

1967 taxes levied (total)	\$99,807.16
Collected in 1967	86,536.26
Per cent of levy collected	86.70
Transferred to liens
Adjustments
Balance December 31, 1967	\$13,270.90

All Prior Years Taxes Outstanding

Balance January 1, 1967	\$7,866.43
Collected in 1967	6,197.13
Adjustments
Balance December 31, 1967	\$1,669.30

Tax Title Liens Outstanding

Balance January 1, 1967	\$2,476.72
Redeemed by cash
Adjustments
Balance December 31, 1967	\$2,476.72

Property Acquired by Deed or Foreclosure

Balance January 1, 1967	\$9,662.00
Sale for cash
Adjustments
Balance December 31, 1967	\$9,662.00

CAPITAL DEBT, DECEMBER 31, 1967

Authorized—Issued and Unissued

	Gross Debt	Net Debt
School debt
Self-liquidating debt
Other capital debt	\$21,000.00	\$19,500.00
	\$21,000.00	\$19,500.00
Per Cent	0.59	0.55
Per Capita	\$75.00	\$69.64

Issued and Outstanding

School debt
Self-liquidating debt
Other capital debt	\$8,000.00
	\$8,000.00

Equalized Valuation Basis \$3,533,723.00

CURRENT FINANCES DECEMBER 31, 1967

Cash	\$32,962.13
Taxes receivable	14,940.20
Tax title liens	2,476.72
Foreclosed property	9,662.00
Other receivables	77.07
Emergencies and deferred charges ..	2,359.98
State road aid receivable	7,162.00
	\$69,640.10

Cash liabilities	\$33,647.11
Reserves for receivables	27,155.99
Surplus revenue	8,837.00
	\$69,640.10

CARLSTADT BOROUGH—BERGEN COUNTY

Population U. S. Census, 1960—6,042
Estimated Population, 1967—7,050

Land Area 4.20 sq. mi.

Net Valuation Taxable \$87,820,141
Equalized Valuation \$97,012,579

EXPENDITURES FOR 1967

General Government	
Administrative and executive	\$89,866.78
Assessment and collection of taxes	27,630.00
Financial administration	7,800.00
Public Safety	
Fire protection	49,113.80
Police protection	177,520.00
Other protection	2,300.00
Civil defense and disaster control	25.00
Streets and Roads	
Repairs and maintenance	62,236.53
Street lighting	14,200.00
Sanitation	
Street cleaning	52,183.45
Garbage and trash removal	55,250.00
Sanitary sewers	55,250.00
Health and Welfare	
Health services	9,424.66
Welfare—public assistance	3,150.00
Hospitals
Recreation	
Beaches and boardwalks
Parks and playgrounds
Other recreational services	11,100.00
Education (excl. school districts)	
Libraries	28,200.00
Other educational services
Statutory Expenditures	
.....	29,136.42
Unclassified Purposes	
.....	300.00
Total Municipal Functions	\$619,436.64
Per Capita—Municipal Functions	\$87.86
Capital Improvements	19,870.00
Debt Service	62,199.38
Principal payments	\$50,000.00
Interest payments	12,199.38
Per Capita—Debt Service	\$8.82
Deferred Charges	26,916.41
Total Municipal Expenditures	\$728,442.43
Required Payments for Local School, County, and Special District Taxes	1,009,568.56
TOTAL EXPENDITURES	\$1,737,990.99
Reserve for Uncollected Taxes...	\$50,951.07
GRAND TOTAL	\$1,788,942.06

REVENUES REALIZED IN 1967

Surplus revenue appropriated	\$105,000.00
Miscellaneous revenues realized	235,514.58
State aid revenues realized	16,499.47
Delinquent tax and lien collections	38,799.12
Current tax collections	1,396,216.33
Emergency borrowings

TOTAL REVENUES \$1,792,020.50

CAPITAL OUTLAY (BY ORDINANCE) 1967

Beaches and boardwalks
Buildings and equipment	\$77,177.83
Parks and playgrounds	6,920.78
Sanitary sewers
Streets and roads	2,712.10
Water supply
Other purposes	866.87
	\$87,677.58

TAXES

Local school taxes	\$682,248.80
County taxes	327,319.76
Special district taxes
	\$1,009,568.56
Local purpose taxes	399,250.81
Veteran and senior citizen tax	38,760.00
Total tax levy (for rate purposes)	\$1,447,579.37
Per Capita Total Tax Levy	\$205.33
General tax rate
Adjusted business personality tax rate	2.20
Adjusted general tax rate	1.59
Current Taxes	
1967 taxes levied (total)	\$1,459,576.72
Collected in 1967	1,396,216.33
Per cent of levy col- lected	95.65
Transferred to liens	5,156.37
Adjustments	334.94
Balance December 31, 1967	\$57,869.08
All Prior Years Taxes Outstanding	
Balance January 1, 1967	\$77,229.56
Collected in 1967	37,751.52
Adjustments	—172.05
Balance December 31, 1967	\$39,306.29
Tax Title Liens Outstanding	
Balance January 1, 1967	\$20,981.42
Retained by cash	1,047.60
Adjustments	+5,353.37
Balance December 31, 1967	\$26,287.79
Property Acquired by Deed or Foreclosure	
Balance January 1, 1967	\$1,650.00
Sale for cash
Adjustments
Balance December 31, 1967	\$1,650.00

CAPITAL DEBT, DECEMBER 31, 1967

Authorized—Issued and Unissued

	Gross Debt	Net Debt
School debt	\$160,000.00
Self-liquidating debt
Other capital debt	759,325.00	\$759,325.00
	\$919,325.00	\$759,325.00
Per Cent	1.10	0.91
Per Capita	\$130.40	\$107.71

Issued and Outstanding

School debt	\$160,000.00
Self-liquidating debt
Other capital debt	570,950.00
	\$730,950.00

Equalized Valuation Basis \$83,386,446.00

CURRENT FINANCES DECEMBER 31, 1967

Cash	\$179,264.00
Taxes receivable	97,175.37
Tax title liens	25,287.79
Foreclosed property	1,650.00
Other receivables	17,075.59
Emergencies and deferred charges	17,817.32
State road aid receivable	15,752.00
	\$354,022.07
Cash liabilities	\$59,066.01
Reserves for receivables	141,188.75
Surplus revenue	153,767.31
	\$354,022.07

CARTERET BOROUGH—MIDDLESEX COUNTY

Population U. S. Census, 1960—20,502
Estimated Population, 1967—24,320

Land Area 4.50 sq. mi.

Net Valuation Taxable \$82,175,891
Equalized Valuation \$162,783,069

EXPENDITURES FOR 1967

General Government	
Administrative and executive	\$226,159.00
Assessment and collection of taxes	46,630.00
Financial administration	5,300.00
Public Safety	
Fire protection	176,443.00
Police protection	391,300.00
Other protection	
Civil defense and disaster control	2,200.00
Streets and Roads	
Repairs and maintenance	156,232.00
Street lighting	55,800.00
Sanitation	
Street cleaning	18,800.00
Garbage and trash removal	111,000.00
Sanitary sewers	125,500.00
Health and Welfare	
Health services	53,550.00
Welfare—public assistance	43,450.00
Hospitals	8,500.00
Recreation	
Beaches and boardwalks	67,750.00
Parks and playgrounds	59,500.00
Other recreational services	
Education (excl. school districts)	
Libraries	45,500.00
Other educational services	
Statutory Expenditures	106,666.94
Unclassified Purposes	6,000.00
Total Municipal Functions	\$1,706,280.94
Per Capita—Municipal Functions	\$70.16
Capital Improvements	54,320.00
Debt Service	375,518.50
Principal payments	\$220,000.00
Interest payments	155,518.50
Per Capita—Debt Service	\$15.44
Deferred Charges	92,313.80
Total Municipal Expenditures	\$2,228,433.24
Required Payments for Local School, County, and Special District Taxes	2,996,154.23
TOTAL EXPENDITURES	\$5,224,587.47
Reserve for Uncollected Taxes..	\$289,051.21
GRAND TOTAL	\$5,513,638.68

REVENUES REALIZED IN 1967

Surplus revenue appropriated	\$58,000.00
Miscellaneous revenues realized ..	424,143.35
State aid revenues realized	61,987.35
Delinquent tax and lien collections ..	95,427.05
Current tax collections	4,630,295.39
Emergency borrowings	
TOTAL REVENUES	\$5,269,833.14

CAPITAL OUTLAY (BY ORDINANCE) 1967

Beaches and boardwalks	
Buildings and equipment	
Parks and playgrounds	
Sanitary sewers	
Streets and roads	\$21,182.57
Water supply	
Other purposes	133,376.21
	\$154,558.78

TAXES

Local school taxes	\$2,203,130.47
County taxes	793,023.76
Special district taxes	
	\$2,996,154.23
Local purpose taxes	1,864,389.43
Veteran and senior citizen tax ..	147,040.00
Total tax levy (for rate purposes)	\$5,007,583.66
Per Capita Total Tax Levy ..	\$205.90
General tax rate	
Adjusted business personalty tax rate	11.03
Adjusted general tax rate	5.74
Current Taxes	
1967 taxes levied (total)	\$4,870,130.91
Collected in 1967	4,630,295.39
Per cent of levy collected	95.07
Transferred to liens	10,558.11
Adjustments	49,714.33
Balance December 31, 1967	\$177,563.08
All Prior Years Taxes Outstanding	
Balance January 1, 1967	\$262,880.46
Collected in 1967	91,933.19
Adjustments	4,657.43
Balance December 31, 1967	\$166,309.84
Tax Title Liens Outstanding	
Balance January 1, 1967	\$46,830.83
Redeemed by cash	3,513.86
Adjustments	+15,705.92
Balance December 31, 1967	\$59,022.94
Property Acquired by Deed or Foreclosure	
Balance January 1, 1967	\$50,363.17
Sale for cash	24,175.00
Adjustments	+22,000.60
Balance December 31, 1967	\$48,193.17

CAPITAL DEBT, DECEMBER 31, 1967

Authorized—Issued and Unissued	
	Gross Debt
	Net Debt
School debt	\$3,577,000.00
Self-liquidating debt ..	
Other capital debt ..	4,696,395.00
	\$8,273,395.00
Per Cent	5.99
Per Capita	\$340.10
	\$103.11

Issued and Outstanding

School debt	\$3,577,000.00
Self-liquidating debt	
Other capital debt	4,082,000.00
	\$7,659,000.00

Equalized Valuation Basis \$138,150,167.00

CURRENT FINANCES DECEMBER 31, 1967

Cash	\$501,967.07
Taxes receivable	345,872.92
Tax title liens	59,022.94
Foreclosed property	48,193.17
Other receivables	75,025.00
Emergencies and deferred charges ..	115,163.99
State road aid receivable	82,405.00
	\$1,227,650.09
Cash liabilities	\$380,002.70
Reserves for receivables	528,114.63
Surplus revenue	319,533.36
	\$1,227,650.09

CEDAR GROVE TOWNSHIP—ESSEX COUNTY

Population U. S. Census, 1960—14,603
Estimated Population, 1967—17,670

Land Area 4.50 sq. mi.

Net Valuation Taxable \$88,141,900
Equalized Valuation \$94,132,129

EXPENDITURES FOR 1967

General Government	
Administrative and executive	\$162,119.47
Assessment and collection of taxes	61,478.00
Financial administration	28,506.00
Public Safety	
Fire protection	39,120.00
Police protection	214,181.71
Other protection	9,840.00
Civil defense and disaster control	5,790.00
Streets and Roads	
Repairs and maintenance	129,513.00
Street lighting	27,785.00
Sanitation	
Street cleaning
Garbage and trash removal	67,500.00
Sanitary sewers
Health and Welfare	
Health services	25,710.00
Welfare—public assistance	3,775.00
Hospitals
Recreation	
Beaches and boardwalks
Parks and playgrounds	25,818.00
Other recreational services	27,792.26
Education (excl. school districts)	
Libraries	56,073.70
Other educational services	1,625.00
Statutory Expenditures	59,350.00
Unclassified Purposes
Total Municipal Functions	\$945,977.14
Per Capita—Municipal Functions	\$53.54
Capital Improvements	113,000.00
Debt Service	67,115.75
Principal payments	\$41,000.00
Interest payments	26,115.75
Per Capita—Debt Service	\$3.80
Deferred Charges	9,200.00
Total Municipal Expenditures	\$1,135,292.89
Required Payments for Local School, County, and Special District Taxes	2,599,518.99
TOTAL EXPENDITURES	\$3,734,811.88
Reserve for Uncollected Taxes...	\$135,739.82
GRAND TOTAL	\$3,870,551.70

REVENUES REALIZED IN 1967

Surplus revenue appropriated	\$225,000.00
Miscellaneous revenues realized	261,502.02
State aid revenues realized	34,421.85
Delinquent tax and lien collections	76,450.20
Current tax collections	3,295,957.71
Emergency borrowings
TOTAL REVENUES	\$3,893,331.78

CAPITAL OUTLAY (BY ORDINANCE) 1967

Beaches and boardwalks
Buildings and equipment	\$7,429.38
Parks and playgrounds
Sanitary sewers	176,425.52
Streets and roads	48,195.35
Water supply	3,526.44
Other purposes	4,000.00
.....
.....
\$239,576.69	

TAXES

Local school taxes	\$2,114,658.00
County taxes	*484,860.99
Special district taxes
.....	\$2,599,518.99
Local purpose taxes	778,837.71
Veteran and senior citizen tax	70,265.00
Total tax levy (for rate purposes)	\$3,448,621.70
Per Capita Total Tax Levy	
General tax rate	3.91
Adjusted business personalty tax rate
Adjusted general tax rate
Current Taxes	
1967 taxes levied (total)	\$3,386,007.79
Collected in 1967	3,295,957.71
Per cent of levy col- lected	97.34
Transferred to liens	3,393.58
Adjustments	10,646.93
Balance December 31, 1967	\$76,009.27
All Prior Years Taxes Outstanding	
Balance January 1, 1967	\$85,462.13
Collected in 1967	76,450.20
Adjustments	—812.19
Balance December 31, 1967	\$8,199.74
Tax Title Liens Outstanding	
Balance January 1, 1967	\$11,028.64
Redeemed by cash
Adjustments	+4,370.10
Balance December 31, 1967	\$15,398.74
Property Acquired by Deed or Foreclosure	
Balance January 1, 1967	\$55,800.00
Sale for cash
Adjustments
Balance December 31, 1967	\$55,800.00

CAPITAL DEBT, DECEMBER 31, 1967

Authorized—Issued and Unissued

	Gross Debt	Net Debt
School debt	\$3,191,000.00
Self-liquidating debt	1,020,000.00
Other capital debt	809,500.00	\$692,650.00
.....
.....	\$5,020,500.00	\$692,650.00
Per Cent	5.69	0.79
Per Capita	\$284.13	\$39.20

Issued and Outstanding

School debt	\$3,191,000.00
Self-liquidating debt	927,000.00
Other capital debt	661,000.00
.....
.....	\$4,779,000.00

Equalized Valuation Basis \$88,091,322.00

CURRENT FINANCES DECEMBER 31, 1967

Cash	\$1,602,984.12
Taxes receivable	84,209.01
Tax title liens	15,398.74
Foreclosed property	55,800.00
Other receivables	595.23
Emergencies and deferred charges
State road aid receivable	24,831.00
.....
.....	\$1,783,818.10
Cash liabilities	\$1,210,319.37
Reserves for receivables	156,002.98
Surplus revenue	417,495.75
.....
.....	\$1,783,818.10

* One-half county tax rebated pursuant to R. S. 54:4-5.

CHATHAM BOROUGH—MORRIS COUNTY

Population U. S. Census, 1960—9,517
Estimated Population, 1967—10,400

Land Area 2.30 sq. mi.

Net Valuation Taxable \$38,763,004
Equalized Valuation \$84,361,070

EXPENDITURES FOR 1967

General Government		
Administrative and executive	\$58,021.32	
Assessment and collection of taxes ..	22,200.00	
Financial administration	2,150.00	
Public Safety		
Fire protection	29,780.00	
Police protection	188,150.00	
Other protection	153.68	
Civil defense and disaster control ..	2,600.00	
Streets and Roads		
Repairs and maintenance	98,100.00	
Street lighting	21,000.00	
Sanitation		
Street cleaning	
Garbage and trash removal	
Sanitary sewers	54,600.00	
Health and Welfare		
Health services	11,375.00	
Welfare—public assistance	700.00	
Hospitals	
Recreation		
Beaches and boardwalks	
Parks and playgrounds	20,150.00	
Other recreational services	
Education (excl. school districts)		
Libraries	71,000.00	
Other educational services	
Statutory Expenditures		
.....	34,100.00	
Unclassified Purposes		
.....	1,700.00	
Total Municipal Functions	\$615,780.00	
Per Capita—Municipal Functions	\$59.21	
Capital Improvements		
.....	102,335.00	
Debt Service		
Principal payments ..	\$8,000.00	11,885.00
Interest payments ..	3,885.00	
Per Capita—Debt Service	\$1.14	
Deferred Charges		
.....	
Total Municipal Expenditures	\$730,000.00	
Required Payments for Local School, County, and Special District Taxes		
.....	1,943,656.59	
TOTAL EXPENDITURES	\$2,673,656.59	
Reserve for Uncollected Taxes...		
.....	\$321,111.55	
GRAND TOTAL	\$2,994,768.14	

REVENUES REALIZED IN 1967

Surplus revenue appropriated	\$351,000.00
Miscellaneous revenues realized ..	172,012.43
State aid revenues realized	9,014.27
Delinquent tax and lien collections ..	47,031.42
Current tax collections	2,394,709.84
Emergency borrowings
TOTAL REVENUES	\$2,973,767.96

CAPITAL OUTLAY (BY ORDINANCE) 1967

Beaches and boardwalks
Buildings and equipment	\$19,544.66
Parks and playgrounds
Sanitary sewers
Streets and roads	8,064.72
Water supply	6,947.85
Other purposes
	\$34,557.23

TAXES

Local school taxes	\$1,637,180.75
County taxes	306,475.84
Special district taxes
	<u>\$1,943,656.59</u>
Local purpose taxes	524,311.55
Veteran and senior citizen tax ...	53,520.00
Total tax levy (for rate purposes)	<u>\$2,521,488.14</u>
Per Capita Total Tax Levy ...	\$242.45
General tax rate
Adjusted business personalty tax rate	15.71
Adjusted general tax rate	6.34
Current Taxes	
1967 taxes levied (total)	\$2,482,665.30
Collected in 1967	2,394,709.84
Per cent of levy collected	96.45
Transferred to liens	1,052.44
Adjustments	5,528.66
Balance December 31, 1967	<u>\$81,374.36</u>
All Prior Years Taxes Outstanding	
Balance January 1, 1967	\$72,358.46
Collected in 1967	47,031.42
Adjustments	-15.32
Balance December 31, 1967	<u>\$25,221.72</u>
Tax Title Liens Outstanding	
Balance January 1, 1967	\$6,801.30
Redeemed by cash
Adjustments	+1,613.08
Balance December 31, 1967	<u>\$8,414.38</u>
Property Acquired by Deed or Foreclosure	
Balance January 1, 1967	\$28,950.00
Sale for cash
Adjustments
Balance December 31, 1967	<u>\$28,950.00</u>

CAPITAL DEBT, DECEMBER 31, 1967

Authorized—Issued and Unissued		
	Gross Debt	Net Debt
School debt	\$1,419,000.00
Self-liquidating debt ..	125,000.00	\$13,595.00
Other capital debt	177,000.00	177,000.00
	\$1,721,000.00	\$190,595.00
Per Cent	2.13	0.23
Per Capita	\$165.48	\$18.33

Issued and Outstanding

School debt	\$1,419,000.00
Self-liquidating debt	125,000.00
Other capital debt	177,000.00
	\$1,721,000.00

Equalized Valuation Basis \$80,590,702.00

CURRENT FINANCES DECEMBER 31, 1967

Cash	\$544,333.56
Taxes receivable	106,596.08
Tax title liens	8,414.38
Foreclosed property	28,950.00
Other receivables	3,111.00
Emergencies and deferred charges
State road aid receivable
	\$691,405.02
Cash liabilities	\$56,842.54
Reserves for receivables	147,071.46
Surplus revenue	487,491.02
	\$691,405.02

CHATHAM TOWNSHIP—MORRIS COUNTY

Population U. S. Census, 1960—5,931
Estimated Population, 1967—7,270

Land Area 9.00 sq. mi.

Net Valuation Taxable \$23,692,938
Equalized Valuation \$72,288,366

EXPENDITURES FOR 1967

General Government	
Administrative and executive	\$105,798.55
Assessment and collection of taxes	35,200.00
Financial administration
Public Safety	
Fire protection	29,500.00
Police protection	154,425.00
Other protection	12,170.00
Civil defense and disaster control	2,200.00
Streets and Roads	
Repairs and maintenance	138,400.00
Street lighting	5,400.00
Sanitation	
Street cleaning
Garbage and trash removal
Sanitary sewers	54,380.00
Health and Welfare	
Health services	11,200.00
Welfare—public assistance	625.00
Hospitals	600.00
Recreation	
Benches and boardwalks
Parks and playgrounds	3,470.00
Other recreational services
Education (excl. school districts)	
Libraries
Other educational services
Statutory Expenditures	29,639.09
Unclassified Purposes	5,000.00
Total Municipal Functions	\$588,007.64
Per Capita—Municipal Functions	\$80.88
Capital Improvements	51,000.00
Debt Service	25,062.60
Principal payments	\$20,000.00
Interest payments	5,062.60
Per Capita—Debt Service	\$3.45
Deferred Charges	450.00
Total Municipal Expenditures	\$664,520.24
Required Payments for Local School, County, and Special District Taxes	
.....	1,707,585.05
TOTAL EXPENDITURES	\$2,372,105.29
Reserve for Uncollected Taxes	\$157,209.85
GRAND TOTAL	\$2,529,315.14

REVENUES REALIZED IN 1967

Surplus revenue appropriated	\$220,000.00
Miscellaneous revenues realized	315,376.69
State aid revenues realized	25,024.00
Delinquent tax and lien collections	47,782.44
Current tax collections	1,930,451.92
Emergency borrowings
TOTAL REVENUES	\$2,538,635.05

CAPITAL OUTLAY (BY ORDINANCE) 1967

Beaches and boardwalks
Buildings and equipment
Parks and playgrounds
Sanitary sewers	\$1,468,839.39
Streets and roads	7,961.25
Water supply
Other purposes
TOTAL	\$1,476,530.64

TAXES

Local school taxes	\$1,428,062.00
County taxes	279,523.05
Special district taxes
.....	\$1,707,585.05
Local purpose taxes	292,010.09
Veteran and senior citizen tax	42,920.00
Total tax levy (for rate purposes)	\$2,042,566.14
Per Capita Total Tax Levy	\$280.96
General tax rate
Adjusted business personalty tax rate	11.72
Adjusted general tax rate	8.61
Current Taxes	
1967 taxes levied (total)	\$2,035,552.49
Collected in 1967	1,930,451.92
Per cent of levy collected	94.83
Transferred to liens	1,519.71
Adjustments	2,326.92
Balance December 31, 1967	\$101,253.94
All Prior Years Taxes Outstanding	
Balance January 1, 1967	\$54,384.13
Collected in 1967	47,782.44
Adjustments	7,723.38
Balance December 31, 1967	\$3,878.31
Tax Title Liens Outstanding	
Balance January 1, 1967	\$2,270.85
Redeemed by cash
Adjustments	-1,870.28
Balance December 31, 1967	\$4,141.13
Property Acquired by Deed or Foreclosure	
Balance January 1, 1967	\$3,800.00
Sale for cash
Adjustments
Balance December 31, 1967	\$3,800.00

CAPITAL DEBT, DECEMBER 31, 1967

Authorized—Issued and Unissued		
	Gross Debt	Net Debt
School debt	\$1,396,000.00
Self-liquidating debt
Other capital debt	4,521,850.00	\$4,521,850.00
	\$5,917,850.00	\$4,521,850.00
Per Cent	8.69	6.64
Per Capita	\$814.10	\$621.99

Issued and Outstanding

School debt	\$1,396,000.00
Self-liquidating debt
Other capital debt	3,030,000.00
	\$4,426,000.00

Equalized Valuation Basis \$65,081,501.00

CURRENT FINANCES DECEMBER 31, 1967

Cash	\$315,630.17
Taxes receivable	105,132.25
Tax title liens	4,141.13
Foreclosed property	3,800.00
Other receivables	10,786.43
Emergencies and deferred charges	1,245.00
State road aid receivable	31,571.00
	\$472,305.98
Cash liabilities	\$75,402.34
Reserves for receivables	123,859.81
Surplus revenue	273,043.83
	\$472,305.98

CHERRY HILL TOWNSHIP—CAMDEN COUNTY

Population U. S. Census, 1960—31,322
Estimated Population, 1967—52,040

Land Area 24.51 sq. mi.

Net Valuation Taxable \$180,942,750
Equalized Valuation \$375,282,776

EXPENDITURES FOR 1967

General Government

Administrative and executive	\$511,610.00
Assessment and collection of taxes ..	96,300.00
Financial administration	32,140.00

Public Safety

Fire protection	4,150.00
Police protection	681,575.25
Other protection	67,655.00
Civil defense and disaster control ..	6,345.00

Streets and Roads

Repairs and maintenance	513,050.00
Street lighting	101,100.00

Sanitation

Street cleaning
Garbage and trash removal
Sanitary sewers

Health and Welfare

Health services	54,635.00
Welfare—public assistance	5,800.00
Hospitals

Recreation

Beaches and boardwalks
Parks and playgrounds	32,600.00
Other recreational services

Education (excl. school districts)

Libraries	214,905.78
Other educational services

Statutory Expenditures

.....	132,740.00
-------	------------

Unclassified Purposes

.....
-------	-------

Total Municipal Functions \$2,455,206.03

Per Capita—Municipal Functions

.....	\$47.18
-------	---------

Capital Improvements

.....	340,990.00
-------	------------

Debt Service

.....	140,000.00
-------	------------

Principal payments .. \$111,400.00	
Interest payments .. 28,600.00	

Per Capita—Debt Service

.....	\$2.69
-------	--------

Deferred Charges

.....	122,029.07
-------	------------

Total Municipal Expenditures \$3,058,225.10

Required Payments for Local

School, County, and Special	
-----------------------------	--

District Taxes	10,707,877.06
----------------------	---------------

TOTAL EXPENDITURES \$13,766,102.16

Reserve for Uncollected Taxes..

.....	\$755,082.45
-------	--------------

GRAND TOTAL \$14,521,184.61

REVENUES REALIZED IN 1967

Surplus revenue appropriated	\$1,300,000.00
-----------------------------------	----------------

Miscellaneous revenues realized ..	1,575,349.63
------------------------------------	--------------

State aid revenues realized	115,604.61
-----------------------------------	------------

Delinquent tax and lien collections ..	401,908.90
--	------------

Current tax collections	11,509,776.03
-------------------------------	---------------

Emergency borrowings
----------------------------	-------

TOTAL REVENUES \$14,002,639.17

CAPITAL OUTLAY (BY ORDINANCE) 1967

Beaches and boardwalks
------------------------------	-------

Buildings and equipment	\$126,295.85
-------------------------------	--------------

Parks and playgrounds
-----------------------------	-------

Sanitary sewers	1,003,234.88
-----------------------	--------------

Streets and roads	86,977.01
-------------------------	-----------

Water supply
--------------------	-------

Other purposes	90,795.98
----------------------	-----------

\$1,307,303.72

TAXES

Local school taxes	\$7,451,804.60
--------------------------	----------------

County taxes	2,912,542.44
--------------------	--------------

Special district taxes	343,530.02
------------------------------	------------

\$10,707,877.06

Local purpose taxes	1,000,000.00
---------------------------	--------------

Veteran and senior citizen tax ..	287,800.00
-----------------------------------	------------

Total tax levy (for rate purposes) \$11,995,677.06

Per Capita Total Tax Levy ...

\$230.51

General tax rate	6.44
------------------------	------

Adjusted business personality tax	
-----------------------------------	--

rate
------------	-------

Adjusted general tax rate
---------------------------------	-------

Current Taxes

1967 taxes levied (total)	\$12,245,376.46
---------------------------------	-----------------

Collected in 1967	11,509,776.03
-------------------------	---------------

Per cent of levy col-	
-----------------------	--

lected	93.99
--------------	-------

Transferred to liens	15,698.88
----------------------------	-----------

Adjustments	117,887.88
-------------------	------------

Balance December 31, 1967	\$602,013.81
---------------------------------	--------------

All Prior Years Taxes Outstanding

Balance January 1, 1967	\$486,105.50
-------------------------------	--------------

Collected in 1967	376,633.18
-------------------------	------------

Adjustments	-38,223.75
-------------------	------------

Balance December 31, 1967	\$71,248.57
---------------------------------	-------------

Tax Title Liens Outstanding

Balance January 1, 1967	\$40,739.21
-------------------------------	-------------

Redeemed by cash	25,275.72
------------------------	-----------

Adjustments	+23,557.98
-------------------	------------

Balance December 31, 1967	\$39,021.47
---------------------------------	-------------

Property Acquired by Deed or

Foreclosure

Balance January 1, 1967	\$10,297.00
-------------------------------	-------------

Sale for cash	10,440.00
---------------------	-----------

Adjustments	+143.00
-------------------	---------

Balance December 31, 1967
---------------------------------	-------

CAPITAL DEBT, DECEMBER 31, 1967

Authorized—Issued and Unissued

Gross Debt Net Debt

School debt	\$24,098,000.00	\$11,107,397.00
-------------------	-----------------	-----------------

Self-liquidating debt ..	4,900,823.00
--------------------------	--------------	-------

Other capital debt	1,553,500.00	1,553,500.00
-------------------------	--------------	--------------

\$30,552,323.00 \$12,660,897.00

Per Cent	9.41	3.89
----------------	------	------

Per Capita	\$587.09	\$243.29
------------------	----------	----------

Issued and Outstanding

School debt	\$16,983,000.00
-------------------	-----------------

Self-liquidating debt	4,900,823.00
-----------------------------	--------------

Other capital debt	1,169,500.00
--------------------------	--------------

\$23,053,323.00

Equalized Valuation Basis \$324,765,063.00

CURRENT FINANCES DECEMBER 31, 1967

Cash	\$2,317,181.44
------------	----------------

Taxes receivable	673,262.38
------------------------	------------

Tax title liens	39,021.47
-----------------------	-----------

Foreclosed property
---------------------------	-------

Other receivables	94,526.66
-------------------------	-----------

Emergencies and deferred charges ..	44,579.31
-------------------------------------	-----------

State road aid receivable	109,138.00
---------------------------------	------------

\$3,277,709.26

Cash liabilities	\$627,994.75
------------------------	--------------

Reserves for receivables	806,810.51
--------------------------------	------------

Surplus revenue	1,842,904.00
-----------------------	--------------

\$3,277,709.26

CHESILHURST BOROUGH—CAMDEN COUNTY

Population U. S. Census, 1960—384
Estimated Population, 1967—750

Land Area 1.89 sq. mi.

Net Valuation Taxable \$1,147,115
Equalized Valuation \$2,879,953

EXPENDITURES FOR 1967

General Government

Administrative and executive	\$7,305.00
Assessment and collection of taxes ..	2,947.00
Financial administration	1,550.00

Public Safety

Fire protection	575.00
Police protection	2,933.50
Other protection	278.00
Civil defense and disaster control ..	250.00

Streets and Roads

Repairs and maintenance	5,536.50
Street lighting	1,650.00

Sanitation

Street cleaning	1,600.00
Garbage and trash removal	1,600.00
Sanitary sewers

Health and Welfare

Health services	400.00
Welfare—public assistance	1,485.00
Hospitals

Recreation

Beaches and boardwalks
Parks and playgrounds	1,500.00
Other recreational services

Education (excl. school districts)

Libraries
Other educational services

Statutory Expenditures	300.00
------------------------------	--------

Unclassified Purposes
-----------------------------	-------

Total Municipal Functions \$28,310.00

Per Capita—Municipal Functions	\$37.75
--------------------------------------	---------

Capital Improvements	12,476.19
----------------------------	-----------

Debt Service

Principal payments
Interest payments

Per Capita—Debt Service

Deferred Charges	850.00
------------------------	--------

Total Municipal Expenditures \$41,636.19

Required Payments for Local

School, County, and Special District Taxes	109,288.74
--	------------

TOTAL EXPENDITURES \$150,924.93

Reserve for Uncollected Taxes...	\$26,784.00
----------------------------------	-------------

GRAND TOTAL \$177,708.93

REVENUES REALIZED IN 1967

Surplus revenue appropriated	\$20,000.00
Miscellaneous revenues realized ..	20,137.22
State aid revenues realized	11,890.20
Delinquent tax and lien collections ..	15,241.32
Current tax collections	86,967.26
Emergency borrowings

TOTAL REVENUES \$154,236.00

CAPITAL OUTLAY (BY ORDINANCE) 1967

Beaches and boardwalks
Buildings and equipment	\$5,218.80
Parks and playgrounds
Sanitary sewers
Streets and roads
Water supply
Other purposes
	<u>\$5,218.80</u>

TAXES

Local school taxes	\$86,413.89
County taxes	22,874.85
Special district taxes

\$109,288.74

Local purpose taxes	2,000.00
Veteran and senior citizen tax ...	2,800.00

Total tax levy (for rate purposes) \$114,088.74

Per Capita Total Tax Levy ... \$152.12

General tax rate
Adjusted business personalty tax rate ..	48.56
Adjusted general tax rate	9.46

Current Taxes

1967 taxes levied (total)	\$112,849.62
Collected in 1967	86,967.26
Per cent of levy collected	77.06
Transferred to liens
Adjustments
Balance December 31, 1967	<u>\$25,882.36</u>

All Prior Years Taxes Outstanding

Balance January 1, 1967	\$15,786.15
Collected in 1967	10,088.96
Adjustments	+14.82
Balance December 31, 1967	<u>\$5,712.01</u>

Tax Title Liens Outstanding

Balance January 1, 1967	\$30,536.09
Redeemed by cash	5,152.36
Adjustments
Balance December 31, 1967	<u>\$25,383.73</u>

Property Acquired by Deed or Foreclosure

Balance January 1, 1967	\$24,947.57
Sale for cash
Adjustments
Balance December 31, 1967	<u>\$24,947.57</u>

CAPITAL DEBT, DECEMBER 31, 1967

Authorized—Issued and Unissued

	Gross Debt	Net Debt
School debt	\$145,692.00
Self-liquidating debt
Other capital debt	9,524.00	\$9,524.00
	<u>\$155,216.00</u>	<u>\$9,524.00</u>
Per Cent	6.00	0.36
Per Capita	<u>\$206.95</u>	<u>\$12.70</u>

Issued and Outstanding

School debt	\$35,040.00
Self-liquidating debt
Other capital debt
	<u>\$35,040.00</u>

Equalized Valuation Basis \$2,583,509.00

CURRENT FINANCES DECEMBER 31, 1967

Cash	\$22,737.88
Taxes receivable	31,594.37
Tax title liens	25,383.73
Foreclosed property	24,947.57
Other receivables	502.20
Emergencies and deferred charges ..	1,326.19
State road aid receivable	10,699.30
	<u>\$117,191.24</u>
Cash liabilities	\$20,702.73
Reserves for receivables	82,427.87
Surplus revenue	14,060.64
	<u>\$117,191.24</u>

CHESTER BOROUGH—MORRIS COUNTY

Population U. S. Census, 1960—1,074
Estimated Population, 1967—1,390

Land Area 1.62 sq. mi.

Net Valuation Taxable \$3,285,635
Equalized Valuation \$9,206,854

EXPENDITURES FOR 1967

General Government	
Administrative and executive	\$22,340.00
Assessment and collection of taxes	3,750.00
Financial administration	1,100.00
Public Safety	
Fire protection	3,125.00
Police protection	21,645.00
Other protection	850.00
Civil defense and disaster control	300.00
Streets and Roads	
Repairs and maintenance	6,845.00
Street lighting	1,805.00
Sanitation	
Street cleaning
Garbage and trash removal	600.00
Sanitary sewers
Health and Welfare	
Health services	2,800.00
Welfare—public assistance	450.00
Hospitals	200.00
Recreation	
Beaches and boardwalks
Parks and playgrounds
Other recreational services	1,475.00
Education (excl. school districts)	
Libraries	3,300.00
Other educational services	180.00
Statutory Expenditures	2,850.00
Unclassified Purposes	100.00
Total Municipal Functions	<u>\$73,715.00</u>

Per Capita—Municipal Functions	\$53.03
Capital Improvements	10,754.44
Debt Service	5,047.50
Principal payments	\$3,000.00
Interest payments	2,047.50
Per Capita—Debt Service	\$3.63

Deferred Charges	5,000.00
Total Municipal Expenditures	<u>\$94,516.94</u>

Required Payments for Local School, County, and Special District Taxes	237,222.00
---	------------

TOTAL EXPENDITURES **\$331,738.94**

Reserve for Uncollected Taxes..	<u>\$23,106.48</u>
--	--------------------

GRAND TOTAL **\$354,845.42**

REVENUES REALIZED IN 1967

Surplus revenue appropriated	\$35,000.00
Miscellaneous revenues realized ..	28,105.29
State aid revenues realized	4,477.00
Delinquent tax and lien collections ..	8,740.95
Current tax collections	287,602.25
Emergency borrowings

TOTAL REVENUES **\$363,925.49**

CAPITAL OUTLAY (BY ORDINANCE) 1967

Beaches and boardwalks
Buildings and equipment	\$2,722.61
Parks and playgrounds
Sanitary sewers
Streets and roads
Water supply
Other purposes
	<u>\$2,722.61</u>

TAXES

Local school taxes	\$201,654.87
County taxes	35,567.13
Special district taxes
	<u>\$237,222.00</u>
Local purpose taxes	51,581.42
Veteran and senior citizen tax ...	5,560.00
Total tax levy (for rate purposes)	<u>\$294,363.42</u>

Per Capita Total Tax Levy ... **\$211.77**

General tax rate
Adjusted business personalty tax rate	16.75
Adjusted general tax rate	8.51

Current Taxes	
1967 taxes levied (total)	\$299,092.77
Collected in 1967	287,602.25
Per cent of levy collected	96.15
Transferred to liens
Adjustments	35.40
Balance December 31, 1967	<u>\$11,455.12</u>

All Prior Years Taxes Outstanding	
Balance January 1, 1967	\$14,107.93
Collected in 1967	8,740.95
Adjustments	1,187.24
Balance December 31, 1967	<u>\$4,179.74</u>

Tax Title Liens Outstanding	
Balance January 1, 1967
Redeemed by cash
Adjustments
Balance December 31, 1967	<u>.....</u>

Property Acquired by Deed or Foreclosure	
Balance January 1, 1967
Sale for cash
Adjustments
Balance December 31, 1967	<u>.....</u>

CAPITAL DEBT, DECEMBER 31, 1967

Authorized—Issued and Unissued

	Gross Debt	Net Debt
School debt	\$569,656.00	\$20,597.00
Self-liquidating debt
Other capital debt ...	44,000.00	44,000.00
	<u>\$613,656.00</u>	<u>\$64,597.00</u>
Per Cent	7.77	0.81
Per Capita	\$41.48	\$46.47

Issued and Outstanding

School debt	\$422,197.00
Self-liquidating debt
Other capital debt	39,000.00
	<u>\$461,197.00</u>

Equalized Valuation Basis **\$7,889,132.00**

CURRENT FINANCES DECEMBER 31, 1967

Cash	\$95,184.26
Taxes receivable	15,634.86
Tax title liens
Foreclosed property
Other receivables	563.28
Emergencies and deferred charges ..	834.93
State road aid receivable	2,929.00
	<u>\$115,146.33</u>
Cash liabilities
Reserves for receivables	16,198.14
Surplus revenue	85,183.88
	<u>\$115,146.33</u>

CHESTER TOWNSHIP—MORRIS COUNTY

Population U. S. Census, 1960—2,107
Estimated Population, 1967—3,220

Land Area 28.68 sq. mi.

Net Valuation Taxable \$11,456,139
Equalized Valuation \$30,769,330

EXPENDITURES FOR 1967

General Government

Administrative and executive	\$44,642.00
Assessment and collection of taxes ..	10,313.00
Financial administration	3,250.00

Public Safety

Fire protection	5,560.00
Police protection	38,685.00
Other protection	3,850.00
Civil defense and disaster control ..	350.00

Streets and Roads

Repairs and maintenance	95,125.00
Street lighting	100.00

Sanitation

Street cleaning
Garbage and trash removal
Sanitary sewers

Health and Welfare

Health services	5,800.00
Welfare—public assistance	850.00
Hospitals	300.00

Recreation

Benches and boardwalks
Parks and playgrounds
Other recreational services	2,345.00

Education (excl. school districts)

Libraries	9,300.00
Other educational services	100.00

Statutory Expenditures

.....	10,900.00
-------	-----------

Unclassified Purposes

.....	100.00
-------	--------

Total Municipal Functions \$231,570.00

Per Capita—Municipal Functions

.....	\$71.92
-------	---------

Capital Improvements

.....	33,910.00
-------	-----------

Debt Service

Principal payments
Interest payments

Per Capita—Debt Service

.....	10,286.24
-------	-----------

Total Municipal Expenditures \$275,766.24

Required Payments for Local

School, County, and Special District Taxes	790,871.53
--	------------

TOTAL EXPENDITURES \$1,066,637.77

Reserve for Uncollected Taxes...

.....	\$92,545.97
-------	-------------

GRAND TOTAL \$1,159,183.74

REVENUES REALIZED IN 1967

Surplus revenue appropriated	\$100,000.00
Miscellaneous revenues realized ..	94,747.72
State aid revenues realized	22,219.00
Delinquent tax and lien collections ..	30,203.81
Current tax collections	946,345.66
Emergency borrowings

TOTAL REVENUES \$1,193,516.19

CAPITAL OUTLAY (BY ORDINANCE) 1967

Beaches and boardwalks
Buildings and equipment	\$46,407.15
Parks and playgrounds
Sanitary sewers
Streets and roads
Water supply
Other purposes

\$46,407.15

TAXES

Local school taxes	\$672,291.03
County taxes	118,580.50
Special district taxes

\$790,871.53

Local purpose taxes	132,658.21
Veteran and senior citizen tax ...	16,270.00

Total tax levy (for rate purposes) \$939,799.74

Per Capita Total Tax Levy ... \$291.86

General tax rate
Adjusted business personality tax rate	15.10
Adjusted general tax rate	8.00

Current Taxes

1967 taxes levied (total)	\$989,477.07
Collected in 1967	946,345.66
Per cent of levy collected	95.64

Transferred to liens	4,394.00
Adjustments	1,570.00
Balance December 31, 1967	\$37,167.41

All Prior Years Taxes Outstanding

Balance January 1, 1967	\$44,445.88
Collected in 1967	30,203.81
Adjustments	—3,263.11
Balance December 31, 1967	\$10,978.96

Tax Title Liens Outstanding

Balance January 1, 1967	\$9,358.00
Redeemed by cash
Adjustments	+6,648.17
Balance December 31, 1967	\$16,006.17

Property Acquired by Deed or Foreclosure

Balance January 1, 1967	\$1,000.00
Sale for cash
Adjustments
Balance December 31, 1967	\$1,000.00

CAPITAL DEBT, DECEMBER 31, 1967

Authorized—Issued and Unissued

	Gross Debt	Net Debt
School debt	\$1,914,705.00	\$69,230.00
Self-liquidating debt
Other capital debt	20,000.00	20,000.00
	<u>\$1,934,705.00</u>	<u>\$89,230.00</u>

Per Cent	7.29	0.33
Per Capita	\$600.84	\$27.71

Issued and Outstanding

School debt	\$1,419,071.00
Self-liquidating debt
Other capital debt

\$1,419,071.00

Equalized Valuation Basis \$26,516,633.00

CURRENT FINANCES DECEMBER 31, 1967

Cash	\$229,195.85
Taxes receivable	48,146.37
Tax title liens	16,006.17
Foreclosed property	1,000.00
Other receivables	319.25
Emergencies and deferred charges ..	1,466.44
State road aid receivable	24,819.00

\$320,953.08

Cash liabilities	\$66,332.29
Reserves for receivables	65,477.79
Surplus revenue	189,149.00

\$320,953.08

CHESTERFIELD TOWNSHIP—BURLINGTON COUNTY

Population U. S. Census, 1960—2,519
Estimated Population, 1967—2,870

Land Area 22.12 sq. mi.

Net Valuation Taxable \$12,428,666
Equalized Valuation \$16,640,014

EXPENDITURES FOR 1967

General Government	
Administrative and executive	\$17,597.79
Assessment and collection of taxes	6,100.00
Financial administration	1,800.00
Public Safety	
Fire protection	4,000.00
Police protection	8,233.38
Other protection	1,200.00
Civil defense and disaster control	150.00
Streets and Roads	
Repairs and maintenance	38,363.83
Street lighting	3,000.00
Sanitation	
Street cleaning
Garbage and trash removal
Sanitary sewers
Health and Welfare	
Health services	1,300.00
Welfare—public assistance	4,200.00
Hospitals
Recreation	
Beaches and boardwalks
Parks and playgrounds	500.00
Other recreational services
Education (excl. school districts)	
Libraries	500.00
Other educational services
Statutory Expenditures	1,050.00
Unclassified Purposes
Total Municipal Functions	\$87,995.00
Per Capita—Municipal Functions	\$30.66
Capital Improvements	24,050.00
Debt Service
Principal payments
Interest payments
Per Capita—Debt Service
Deferred Charges
Total Municipal Expenditures	\$112,045.00
Required Payments for Local School, County, and Special District Taxes	370,430.62
TOTAL EXPENDITURES	\$482,475.62
Reserve for Uncollected Taxes...	\$45,000.00
GRAND TOTAL	\$527,475.62

REVENUES REALIZED IN 1967

Surplus revenue appropriated	\$20,000.00
Miscellaneous revenues realized	59,658.38
State aid revenues realized	23,193.00
Delinquent tax and lien collections	38,987.24
Current tax collections	359,109.96
Emergency borrowings
TOTAL REVENUES	\$500,948.58

CAPITAL OUTLAY (BY ORDINANCE) 1967

Beaches and boardwalks
Buildings and equipment
Parks and playgrounds
Sanitary sewers
Streets and roads
Water supply
Other purposes
.....
.....

TAXES

Local school taxes	\$289,412.63	
County taxes	80,235.99	
Special district taxes	782.00	
	<hr/>	
Local purpose taxes	\$370,430.62	
Veteran and senior citizen tax ...	35,627.00	
	<hr/>	
Total tax levy (for rate purposes)	\$416,617.62	
	<hr/>	
Per Capita Total Tax Levy ...	\$145.16	
General tax rate	
Adjusted business personality tax rate	8.18	
Adjusted general tax rate	3.23	
Current Taxes		
1967 taxes levied (total)	\$407,773.72	
Collected in 1967	359,109.96	
Per cent of levy collected	88.06	
Transferred to liens	395.68	
Adjustments	3,210.02	
Balance December 31, 1967	\$45,058.66	
	<hr/>	
All Prior Years Taxes Outstanding		
Balance January 1, 1967	\$39,872.11	
Collected in 1967	38,987.24	
Adjustments	16.36	
Balance December 31, 1967	\$863.51	
	<hr/>	
Tax Title Liens Outstanding		
Balance January 1, 1967	\$11.73	
Redeemed by cash	
Adjustments	+403.25	
Balance December 31, 1967	\$415.03	
	<hr/>	
Property Acquired by Deed or Foreclosure		
Balance January 1, 1967	
Sale for cash	
Adjustments	
Balance December 31, 1967	
	<hr/>	
CAPITAL DEBT, DECEMBER 31, 1967		
Authorized—Issued and Unissued		
	Gross Debt	Net Debt
School debt	\$769,588.00	\$45,643.00
Self-liquidating debt
Other capital debt
	<hr/>	<hr/>
	\$769,588.00	\$45,643.00
	<hr/>	<hr/>
Per Cent	5.18	0.30
Per Capita	\$305.51	\$18.12
	<hr/>	<hr/>
Issued and Outstanding		
School debt	\$769,588.00
Self-liquidating debt
Other capital debt
	<hr/>	<hr/>
	\$769,588.00	\$769,588.00
	<hr/>	<hr/>
Equalized Valuation Basis		
	\$14,854,280.00	
CURRENT FINANCES DECEMBER 31, 1967		
Cash	\$93,632.98
Taxes receivable	45,926.57
Tax title liens	415.03
Foreclosed property
Other receivables	8,993.98
Emergencies and deferred charges
State road aid receivable	16,393.00
	<hr/>	<hr/>
	\$165,361.56
Cash liabilities	\$64,733.65
Reserves for receivables	55,335.58
Surplus revenue	45,292.33
	<hr/>	<hr/>
	\$165,361.56

CINNAMINSON TOWNSHIP—BURLINGTON COUNTY

Population U. S. Census, 1960—8,302
Estimated Population, 1967—15,340

Land Area 7.39 sq. mi.

Net Valuation Taxable \$97,127,416
Equalized Valuation \$98,976,691

EXPENDITURES FOR 1967

General Government	
Administrative and executive	\$124,535.00
Assessment and collection of taxes ..	17,683.00
Financial administration	5,250.00
Public Safety	
Fire protection	29,991.00
Police protection	175,672.80
Other protection	5,100.00
Civil defense and disaster control ..	2,500.00
Streets and Roads	
Repairs and maintenance	123,541.00
Street lighting	31,900.00
Sanitation	
Street cleaning
Garbage and trash removal	71,075.00
Sanitary sewers
Health and Welfare	
Health services	6,810.00
Welfare—public assistance	4,970.00
Hospitals
Recreation	
Benches and boardwalks
Parks and playgrounds
Other recreational services	8,025.00
Education (excl. school districts)	
Libraries	8,136.00
Other educational services	250.00
Statutory Expenditures	
.....	25,155.00
Unclassified Purposes	
.....	2,000.00
Total Municipal Functions	\$642,593.80
Per Capita—Municipal Functions	\$41.89
Capital Improvements	
.....	69,000.00
Debt Service	
.....	33,102.00
Principal payments ..	\$15,966.00
Interest payments ..	17,136.00
Per Capita—Debt Service	\$2.16
Deferred Charges	
.....	60,227.34
Total Municipal Expenditures	\$804,923.14
Required Payments for Local School, County, and Special District Taxes	
.....	2,279,399.11
TOTAL EXPENDITURES	\$3,084,322.25
Reserve for Uncollected Taxes...	\$95,417.42
GRAND TOTAL	\$3,179,739.67

REVENUES REALIZED IN 1967

Surplus revenue appropriated	\$100,000.00
Miscellaneous revenues realized ..	383,658.85
State aid revenues realized	29,776.35
Delinquent tax and lien collections ..	75,448.68
Current tax collections	2,644,937.66
Emergency borrowings

TOTAL REVENUES \$3,233,821.54

CAPITAL OUTLAY (BY ORDINANCE) 1967

Beaches and boardwalks
Buildings and equipment	\$73,932.93
Parks and playgrounds
Sanitary sewers
Streets and roads	59,536.19
Water supply
Other purposes
Total	\$133,469.12

TAXES

Local school taxes	\$1,799,460.00
County taxes	479,939.11
Special district taxes
Total	\$2,279,399.11
Local purpose taxes	373,435.56
Veteran and senior citizen tax ...	93,850.00
Total tax levy (for rate purposes)	\$2,746,684.67
Per Capita Total Tax Levy ...	\$179.05
General tax rate
Adjusted business personality tax rate	3.70
Adjusted general tax rate	2.78
Current Taxes	
1967 taxes levied (total)	\$2,738,158.91
Collected in 1967	2,644,937.66
Per cent of levy collected	96.59
Transferred to liens	21,301.06
Adjustments	6,682.60
Balance December 31, 1967	\$6,237.59
All Prior Years Taxes Outstanding	
Balance January 1, 1967	\$65,562.30
Collected in 1967	59,368.06
Adjustments	-3,617.73
Balance December 31, 1967	\$2,576.51
Tax Title Liens Outstanding	
Balance January 1, 1967	\$29,805.92
Redeemed by cash	16,080.62
Adjustments	+25,199.77
Balance December 31, 1967	\$38,925.07

Property Acquired by Deed or Foreclosure

Balance January 1, 1967	\$6,220.00
Sale for cash	1,100.00
Adjustments	+1,400.00
Balance December 31, 1967	\$6,520.00

CAPITAL DEBT, DECEMBER 31, 1967

Authorized—Issued and Unissued

	Gross Debt	Net Debt
School debt	\$3,613,000.00	\$58,922.00
Self-liquidating debt
Other capital debt	506,668.00	506,668.00
	\$4,119,668.00	\$565,590.00
Per Cent	4.63	0.63
Per Capita	\$265.56	\$36.87

Issued and Outstanding

School debt	\$3,613,000.00
Self-liquidating debt
Other capital debt	506,668.00
Total	\$4,119,668.00

Equalized Valuation Basis \$88,851,955.00

CURRENT FINANCES DECEMBER 31, 1967

Cash	\$1,137,597.68
Taxes receivable	67,814.10
Tax title liens	38,925.07
Foreclosed property	6,520.00
Other receivables	295.93
Emergencies and deferred charges ..	19,316.25
State road aid receivable	25,668.00
Total	\$1,296,137.03
Cash liabilities	\$1,011,669.83
Reserves for receivables	113,555.10
Surplus revenue	170,912.10
Total	\$1,296,137.03

CLARK TOWNSHIP—UNION COUNTY

Population U. S. Census, 1960—12,195
Estimated Population, 1967—18,960

Land Area 4.68 sq. mi.

Net Valuation Taxable \$70,793,500
Equalized Valuation \$181,707,596

EXPENDITURES FOR 1967

General Government

Administrative and executive	\$249,587.71
Assessment and collection of taxes	28,153.00
Financial administration

Public Safety

Fire protection	76,163.00
Police protection	304,270.64
Other protection	14,044.00
Civil defense and disaster control	350.00

Streets and Roads

Repairs and maintenance	132,300.41
Street lighting	55,850.00

Sanitation

Street cleaning
Garbage and trash removal
Sanitary sewers	33,226.96

Health and Welfare

Health services	25,697.55
Welfare—public assistance	3,535.00
Hospitals

Recreation

Beaches and boardwalks
Parks and playgrounds
Other recreational services

Education (excl. school districts)

Libraries	66,980.00
Other educational services

Statutory Expenditures

.....	51,952.00
-------	-----------

Unclassified Purposes

.....	6,000.00
-------	----------

Total Municipal Functions \$1,048,110.27

Per Capita—Municipal Functions

.....	\$55.28
-------	---------

Capital Improvements

.....	107,845.00
-------	------------

Debt Service

Principal payments	\$25,000.00
Interest payments	32,666.25

Per Capita—Debt Service

.....	\$3.04
-------	--------

Deferred Charges

.....	22,320.76
-------	-----------

Total Municipal Expenditures \$1,235,942.28

Required Payments for Local

School, County, and Special District Taxes	3,591,578.71
--	--------------

TOTAL EXPENDITURES

.....	\$4,827,520.99
-------	----------------

Reserve for Uncollected Taxes..

.....	\$139,168.97
-------	--------------

GRAND TOTAL \$4,966,689.96

REVENUES REALIZED IN 1967

Surplus revenue appropriated	\$350,000.00
Miscellaneous revenues realized ..	465,414.71
State aid revenues realized	37,020.00
Delinquent tax and lien collections ..	22,052.63
Current tax collections	4,126,752.00
Emergency borrowings

TOTAL REVENUES \$5,001,239.34

CAPITAL OUTLAY (BY ORDINANCE) 1967

Beaches and boardwalks	\$6,105.47
Buildings and equipment	1,175.60
Parks and playgrounds	5,185.35
Sanitary sewers	186,430.15
Streets and roads
Water supply	5,085.00
Other purposes

\$203,981.57

TAXES

Local school taxes	\$2,952,403.91
County taxes	639,174.80
Special district taxes

\$3,591,578.71

Local purpose taxes	542,250.94
Veteran and senior citizen tax	116,980.00

Total tax levy (for rate purposes) \$4,250,809.65

Per Capita Total Tax Levy ...

\$224.20

General tax rate

6.00

Adjusted business personalty tax rate

Adjusted general tax rate

Current Taxes

1967 taxes levied (total)	\$4,152,369.86
Collected in 1967	4,126,752.00
Per cent of levy collected	99.38
Transferred to liens	78.00
Adjustments	1,820.00
Balance December 31, 1967	\$23,719.86

All Prior Years Taxes Outstanding

Balance January 1, 1967	\$22,143.36
Collected in 1967	22,052.63
Adjustments	—69.43
Balance December 31, 1967	\$21.30

Tax Title Liens Outstanding

Balance January 1, 1967	\$704.09
Redeemed by cash
Adjustments	+78.00
Balance December 31, 1967	\$782.09

Property Acquired by Deed or Foreclosure

Balance January 1, 1967	\$15,375.00
Sale for cash
Adjustments	—1,800.00
Balance December 31, 1967	\$13,575.00

CAPITAL DEBT, DECEMBER 31, 1967

Authorized—Issued and Unissued

	Gross Debt	Net Debt
School debt	\$4,939,472.00
Self-liquidating debt
Other capital debt	2,586,448.00	\$2,264,723.00
	\$7,525,920.00	\$2,264,723.00
Per Cent	5.09	1.53
Per Capita	\$396.94	\$119.45

Issued and Outstanding

School debt	\$4,939,472.00
Self-liquidating debt
Other capital debt	1,235,000.00
	\$6,174,472.00

Equalized Valuation Basis \$147,738,172.00

CURRENT FINANCES DECEMBER 31, 1967

Cash	\$654,591.18
Taxes receivable	23,741.16
Tax title liens	782.09
Foreclosed property	13,575.00
Other receivables	3,592.10
Emergencies and deferred charges ..	19,090.31
State road aid receivable	90,331.43
	\$805,703.27
Cash liabilities	\$249,995.67
Reserves for receivables	41,690.35
Surplus revenue	514,017.25
	\$805,703.27

CLAYTON BOROUGH—GLOUCESTER COUNTY

Population U. S. Census, 1960—4,711
Estimated Population, 1967—5,210

Land Area 8.02 sq. mi.

Net Valuation Taxable \$4,646,975
Equalized Valuation \$15,615,627

EXPENDITURES FOR 1967

General Government	
Administrative and executive	\$21,005.60
Assessment and collection of taxes	8,545.50
Financial administration	4,200.00
Public Safety	
Fire protection	7,645.00
Police protection	45,973.00
Other protection	1,371.15
Civil defense and disaster control	1,500.00
Streets and Roads	
Repairs and maintenance	37,990.00
Street lighting	12,350.00
Sanitation	
Street cleaning
Garbage and trash removal	14,050.00
Sanitary sewers
Health and Welfare	
Health services	4,095.00
Welfare—public assistance	2,062.00
Hospitals
Recreation	
Beaches and boardwalks
Parks and playgrounds	2,100.00
Other recreational services
Education (excl. school districts)	
Libraries	1,617.00
Other educational services	750.00
Statutory Expenditures	6,143.00
Unclassified Purposes	100.00
Total Municipal Functions	\$171,497.25
Per Capita—Municipal Functions	\$32.92
Capital Improvements	
Debt Service	2,403.90
Principal payments ..	\$2,400.00
Interest payments ..	3.90
Per Capita—Debt Service	\$0.46
Deferred Charges	8,103.36
Total Municipal Expenditures	\$208,121.18
Required Payments for Local School, County, and Special District Taxes	
	433,850.53
TOTAL EXPENDITURES	\$641,971.71
Reserve for Uncollected Taxes...	\$49,996.87
GRAND TOTAL	\$691,968.58

REVENUES REALIZED IN 1967

Surplus revenue appropriated	\$2,697.12
Miscellaneous revenues realized ..	22,515.00
State aid revenues realized	40,867.90
Delinquent tax and lien collections	508,502.62
Current tax collections
Emergency borrowings
TOTAL REVENUES	\$654,582.64

CAPITAL OUTLAY (BY ORDINANCE) 1967

Beaches and boardwalks
Buildings and equipment
Parks and playgrounds
Sanitary sewers
Streets and roads	\$1,084.60
Water supply
Other purposes
	\$1,084.60

TAXES

Local school taxes	\$366,126.00
County taxes	67,724.53
Special district taxes
	\$433,850.53
Local purpose taxes	119,394.80
Veteran and senior citizen tax ..	31,630.00
Total tax levy (for rate purposes)	\$584,874.53
Per Capita Total Tax Levy ...	
General tax rate
Adjusted business personalty tax rate	16.70
Adjusted general tax rate	12.38
Current Taxes	
1967 taxes levied (total)	\$556,163.41
Collected in 1967	508,502.62
Per cent of levy collected	91.43
Transferred to liens	4,602.37
Adjustments
Balance December 31, 1967	\$43,058.42
All Prior Years Taxes Outstanding	
Balance January 1, 1967	\$43,741.28
Collected in 1967	35,149.52
Adjustments
Balance December 31, 1967	\$8,591.76
Tax Title Liens Outstanding	
Balance January 1, 1967	\$10,305.89
Redeemed by cash	5,718.38
Adjustments	-4,602.37
Balance December 31, 1967	\$9,189.88
Property Acquired by Deed or Foreclosure	
Balance January 1, 1967	\$15,096.50
Sale for cash
Adjustments
Balance December 31, 1967	\$15,096.50

CAPITAL DEBT, DECEMBER 31, 1967

Authorized—Issued and Unissued		
	Gross Debt	Net Debt
School debt	\$670,000.00	\$61,878.00
Self-liquidating debt ..	75,000.00
Other capital debt
	\$745,000.00	\$61,878.00
Per Cent	4.90	0.40
Per Capita	\$142.99	\$11.88

Issued and Outstanding

School debt	\$670,000.00
Self-liquidating debt	75,000.00
Other capital debt
	\$745,000.00

Equalized Valuation Basis \$15,203,049.00

CURRENT FINANCES DECEMBER 31, 1967

Cash	\$37,918.73
Taxes receivable	\$1,650.18
Tax title liens	9,189.88
Foreclosed property	15,096.50
Other receivables	6.00
Emergencies and deferred charges ..	1,062.25
State road aid receivable	18,555.00
	\$133,478.54
Cash liabilities	\$30,586.91
Reserves for receivables	75,942.56
Surplus revenue	26,949.07
	\$133,478.54

CLEMENTON BOROUGH—CAMDEN COUNTY

Population U. S. Census, 1960—3,766
Estimated Population, 1967—4,800

Land Area 2.01 sq. mi.

Net Valuation Taxable \$8,549,803
Equalized Valuation \$16,146,347

EXPENDITURES FOR 1967

General Government	
Administrative and executive	\$32,505.00
Assessment and collection of taxes	13,000.00
Financial administration	4,250.00
Public Safety	
Fire protection	7,400.00
Police protection	55,300.00
Other protection	450.00
Civil defense and disaster control	450.00
Streets and Roads	
Repairs and maintenance	51,165.00
Street lighting	21,000.00
Sanitation	
Street cleaning	15,000.00
Garbage and trash removal
Sanitary sewers
Health and Welfare	
Health services	1,745.00
Welfare—public assistance	1,800.00
Hospitals
Recreation	
Beaches and boardwalks
Parks and playgrounds	3,200.00
Other recreational services
Education (excl. school districts)	
Libraries	350.00
Other educational services	900.00
Statutory Expenditures	
.....	3,500.00
Unclassified Purposes	
.....	100.00
Total Municipal Functions	\$212,115.00
Per Capita—Municipal Functions	
.....	\$44.19
Capital Improvements	
.....	23,065.00
Debt Service	
Principal payments .. \$9,000.00	
Interest payments ..	492.50
Per Capita—Debt Service	\$1.98
Deferred Charges	
.....	11,112.30
Total Municipal Expenditures	\$255,784.80
Required Payments for Local School, County, and Special District Taxes	
.....	439,332.13
TOTAL EXPENDITURES	\$695,116.93
Reserve for Uncollected Taxes..	
.....	\$60,215.20
GRAND TOTAL	\$755,332.13

REVENUES REALIZED IN 1967

Surplus revenue appropriated	\$50,000.00
Miscellaneous revenues realized	69,914.78
State aid revenues realized	19,857.00
Delinquent tax and lien collections	37,872.01
Current tax collections	570,569.20
Emergency borrowings
TOTAL REVENUES	\$748,212.99
CAPITAL OUTLAY (BY ORDINANCE) 1967	
Beaches and boardwalks
Buildings and equipment
Parks and playgrounds
Sanitary sewers
Streets and roads
Water supply	\$185.25
Other purposes
.....	\$185.25

TAXES

Local school taxes	\$311,350.39
County taxes	127,981.74
Special district taxes
.....	\$439,332.13
Local purpose taxes	156,000.00
Veteran and senior citizen tax ...	29,296.67
Total tax levy (for rate purposes)	\$624,628.80
Per Capita Total Tax Levy ...	
.....	\$130.13
General tax rate	7.30
Adjusted business personalty tax rate
Adjusted general tax rate
Current Taxes	
1967 taxes levied (total)	\$607,624.94
Collected in 1967	570,569.20
Per cent of levy collected	93.90
Transferred to liens
Adjustments
Balance December 31, 1967	\$37,055.74
All Prior Years Taxes Outstanding	
Balance January 1, 1967	\$54,862.82
Collected in 1967	36,528.10
Adjustments
Balance December 31, 1967	\$18,334.72
Tax Title Liens Outstanding	
Balance January 1, 1967	\$18,266.65
Redeemed by cash	1,343.91
Adjustments
Balance December 31, 1967	\$16,922.74
Property Acquired by Deed or Foreclosure	
Balance January 1, 1967	\$45,543.95
Sale for cash	500.00
Adjustments	—1,725.00
Balance December 31, 1967	\$43,318.95

CAPITAL DEBT, DECEMBER 31, 1967

Authorized—Issued and Unissued		
	Gross Debt	Net Debt
School debt	\$877,735.00
Self-liquidating debt ..	175,000.00
Other capital debt	5,000.00	\$5,000.00
	\$1,057,735.00	\$5,000.00
Per Cent	6.79	0.03
Per Capita	\$220.36	\$1.04
Issued and Outstanding		
School debt	\$211,102.00
Self-liquidating debt	160,000.00
Other capital debt	4,000.00
	\$375,102.00	

Equalized Valuation Basis \$15,564,572.00

CURRENT FINANCES DECEMBER 31, 1967	
Cash	\$99,393.36
Taxes receivable	55,390.46
Tax title liens	16,922.74
Foreclosed property	43,318.95
Other receivables	13,006.91
Emergencies and deferred charges ..	5,800.00
State road aid receivable	21,204.32
.....	\$255,036.74
Cash liabilities	\$48,808.45
Reserves for receivables	128,639.06
Surplus revenue	77,589.23
.....	\$255,036.74

CLIFFSIDE PARK BOROUGH—BERGEN COUNTY

Population U. S. Census, 1960—17,642
Estimated Population, 1967—18,650

Land Area 1.00 sq. mi.

Net Valuation Taxable \$91,763,701
Equalized Valuation \$106,153,371

EXPENDITURES FOR 1967

General Government	
Administrative and executive	\$112,331.25
Assessment and collection of taxes	33,865.00
Financial administration	4,500.00
Public Safety	
Fire protection	184,500.00
Police protection	309,645.00
Other protection	5,500.00
Civil defense and disaster control	2,700.00
Streets and Roads	
Repairs and maintenance	104,460.00
Street lighting	36,500.00
Sanitation	
Street cleaning	111,460.00
Garbage and trash removal	143,137.78
Sanitary sewers	
Health and Welfare	
Health services	27,685.00
Welfare—public assistance	8,500.00
Hospitals	
Recreation	
Beaches and boardwalks	3,140.00
Parks and playgrounds	25,393.00
Other recreational services	
Education (excl. school districts)	
Libraries	31,000.00
Other educational services	2,500.00
Statutory Expenditures	
	94,850.00
Unclassified Purposes	
Total Municipal Functions	\$1,241,747.03

Per Capita—Municipal Functions	\$66.58
Capital Improvements	63,600.00
Debt Service	43,500.00
Principal payments ..	\$25,000.00
Interest payments ..	18,500.00
Per Capita—Debt Service	\$2.33
Deferred Charges	16,753.41

Total Municipal Expenditures \$1,365,600.44

Required Payments for Local School, County, and Special District Taxes	1,682,523.64
---	---------------------

TOTAL EXPENDITURES \$3,048,124.08

Reserve for Uncollected Taxes.. \$202,989.97

GRAND TOTAL \$3,251,114.05

REVENUES REALIZED IN 1967

Surplus revenue appropriated	\$200,000.00
Miscellaneous revenues realized ..	311,802.03
State aid revenues realized ..	33,026.00
Delinquent tax and lien collections ..	89,630.19
Current tax collections	2,565,140.02
Emergency borrowings	

TOTAL REVENUES \$3,199,598.24

CAPITAL OUTLAY (BY ORDINANCE) 1967

Beaches and boardwalks	
Buildings and equipment	\$116,713.31
Parks and playgrounds	
Sanitary sewers	1,253.90
Streets and roads	5,290.47
Water supply	
Other purposes	
	\$123,257.68

TAXES

Local school taxes	\$1,324,468.00
County taxes	358,055.64
Special district taxes	

Local purpose taxes	\$1,682,523.64
Veteran and senior citizen tax ..	1,002,285.76
	86,100.00

Total tax levy (for rate purposes) **\$2,770,909.40**

Per Capita Total Tax Levy ... \$148.57

General tax rate	
Adjusted business personality tax rate	7.05
Adjusted general tax rate	2.89

Current Taxes

1967 taxes levied (total)	\$2,702,449.38
Collected in 1967	2,565,140.02
Per cent of levy collected	94.91
Transferred to liens	
Adjustments	59,234.25
Balance December 31, 1967	\$78,075.11

All Prior Years Taxes Outstanding

Balance January 1, 1967	\$96,608.15
Collected in 1967	89,630.19
Adjustments	—2,701.36
Balance December 31, 1967	\$4,276.60

Tax Title Liens Outstanding

Balance January 1, 1967	
Redeemed by cash	
Adjustments	
Balance December 31, 1967	

Property Acquired by Deed or Foreclosure

Balance January 1, 1967	\$46,045.00
Sale for cash	50,200.00
Adjustments	+42,216.78
Balance December 31, 1967	\$38,061.78

CAPITAL DEBT, DECEMBER 31, 1967

Authorized—Issued and Unissued

	Gross Debt	Net Debt
School debt	\$760,000.00	
Self-liquidating debt ..		
Other capital debt	421,000.00	\$421,000.00
	\$1,181,000.00	\$421,000.00

Per Cent	1.12	0.40
Per Capita	\$63.32	\$22.57

Issued and Outstanding

School debt	\$760,000.00
Self-liquidating debt	
Other capital debt	421,000.00
	\$1,181,000.00

Equalized Valuation Basis \$104,836,061.00

CURRENT FINANCES DECEMBER 31, 1967

Cash	\$533,620.45
Taxes receivable	
Tax title liens	82,351.71
Foreclosed property	38,061.78
Other receivables	107.80
Emergencies and deferred charges ..	45,646.25
State road aid receivable	25,738.00
	\$725,525.99
Cash liabilities	\$153,537.18
Reserves for receivables	120,521.29
Surplus revenue	451,467.52
	\$725,525.99

CLIFTON CITY—PASSAIC COUNTY

Population U. S. Census, 1960—82,084	Land Area 11.20 sq. mi.	Net Valuation Taxable \$668,159,600
Estimated Population, 1967—85,800		Equalized Valuation \$725,428,956

EXPENDITURES FOR 1967

General Government		
Administrative and executive	\$611,912.94	
Assessment and collection of taxes ..	146,372.21	
Financial administration	71,376.87	
Public Safety		
Fire protection	1,141,882.51	
Police protection	1,295,818.41	
Other protection	111,192.40	
Civil defense and disaster control ..	11,855.70	
Streets and Roads		
Repairs and maintenance	505,395.44	
Street lighting	102,650.00	
Sanitation		
Street cleaning	64,241.12	
Garbage and trash removal	340,124.11	
Sanitary sewers	357,411.23	
Health and Welfare		
Health services	168,647.19	
Welfare—public assistance	15,114.91	
Hospitals		
Recreation		
Beaches and boardwalks		
Parks and playgrounds	233,465.07	
Other recreational services		
Education (excl. school districts)		
Libraries	229,845.98	
Other educational services	44,224.22	
Statutory Expenditures		
	583,186.17	
Unclassified Purposes		
	3,000.00	
Total Municipal Functions	\$6,037,716.48	
Per Capita—Municipal Functions	\$70.37	
Capital Improvements		
	212,980.00	
Debt Service		
	*1,444,849.25	
Principal payments .. \$986,000.00		
Interest payments .. 458,849.25		
Per Capita—Debt Service	\$16.84	
Deferred Charges		
	98,638.57	
Total Municipal Expenditures	\$7,794,184.30	
Required Payments for Local School, County, and Special District Taxes		
	9,748,053.53	
TOTAL EXPENDITURES	\$17,542,237.83	
Reserve for Uncollected Taxes...		
	\$1,346,994.51	
GRAND TOTAL	\$18,889,232.34	

REVENUES REALIZED IN 1967

Surplus revenue appropriated	\$1,370,000.00
Miscellaneous revenues realized ..	1,850,681.28
State aid revenues realized	218,785.90
Delinquent tax and lien collections ..	397,804.16
Current tax collections	14,885,394.56
Emergency borrowings	
TOTAL REVENUES	\$18,722,665.90

CAPITAL OUTLAY (BY ORDINANCE) 1967

Beaches and boardwalks	
Buildings and equipment	**\$365,218.19
Parks and playgrounds	146,570.91
Sanitary sewers	53,062.07
Streets and roads	149,476.97
Water supply	
Other purposes	19,062.71
	\$733,390.85

TAXES

Local school taxes	\$6,956,111.26
County taxes	3,714,602.77
Special district taxes	
	\$10,670,714.03
Local purpose taxes	4,717,095.44
Veteran and senior citizen tax ...	495,020.00
Total tax levy (for rate purposes)	\$15,882,829.47
Per Capita Total Tax Levy ...	
	\$185.11
General tax rate	
Adjusted business personalty tax rate	3.56
Adjusted general tax rate	2.26
Current Taxes	
1967 taxes levied (total)	\$15,480,178.76
Collected in 1967	14,885,394.56
Per cent of levy collected	96.15
Transferred to liens	4,251.90
Adjustments	98,923.34
Balance December 31, 1967	\$491,608.96
All Prior Years Taxes Outstanding	
Balance January 1, 1967	\$540,115.55
Collected in 1967	367,980.59
Adjustments	+18,231.52
Balance December 31, 1967	\$190,366.48
Tax Title Liens Outstanding	
Balance January 1, 1967	\$50,823.19
Redeemed by cash	29,823.57
Adjustments	+5,432.32
Balance December 31, 1967	\$26,431.94
Property Acquired by Deed or Foreclosure	
Balance January 1, 1967	\$59,024.00
Sale for cash	37,292.74
Adjustments	+33,892.74
Balance December 31, 1967	\$55,624.00

CAPITAL DEBT, DECEMBER 31, 1967

Authorized—Issued and Unissued

	Gross Debt	Net Debt
School debt	\$8,831,123.00	
Self-liquidating debt ..	4,454,155.00	
Other capital debt	9,345,950.00	\$9,345,950.00
	\$22,631,228.00	\$9,345,950.00
Per Cent	3.43	1.41
Per Capita	\$263.77	\$108.93

Issued and Outstanding

School debt	\$8,729,000.00
Self-liquidating debt	4,357,000.00
Other capital debt	6,441,000.00
	\$19,527,000.00

Equalized Valuation Basis \$659,362,409.00

CURRENT FINANCES DECEMBER 31, 1967

Cash	\$3,264,662.98
Taxes receivable	681,975.44
Tax title liens	26,431.94
Foreclosed property	55,624.00
Other receivables	99,755.92
Emergencies and deferred charges ..	95,472.00
State road aid receivable	136,152.00
	\$4,360,074.28
Cash liabilities	\$975,179.69
Reserves for receivables	863,787.30
Surplus revenue	2,521,107.29
	\$4,360,074.28

* Includes \$922,660.50 Chapter VI School Debt Service.

** Includes \$254,000.00 Chapter VI School Capital Outlay.

CLINTON TOWN—HUNTERDON COUNTY

Population U. S. Census, 1960—1,158
Estimated Population, 1967—1,460

Land Area 1.34 sq. mi.

Net Valuation Taxable \$8,995,143
Equalized Valuation \$10,662,903

EXPENDITURES FOR 1967

General Government

Administrative and executive	\$28,369.00
Assessment and collection of taxes	3,450.00
Financial administration	1,568.00

Public Safety

Fire protection	3,500.00
Police protection	21,850.00
Other protection	553.00
Civil defense and disaster control	200.00

Streets and Roads

Repairs and maintenance	25,700.00
Street lighting	5,000.00

Sanitation

Street cleaning
Garbage and trash removal	8,100.00
Sanitary sewers

Health and Welfare

Health services	3,072.00
Welfare—public assistance	810.00
Hospitals

Recreation

Benches and boardwalks
Parks and playgrounds
Other recreational services

Education (excl. school districts)

Libraries	1,115.00
Other educational services	4,000.00

Statutory Expenditures

2,300.00

Unclassified Purposes

Total Municipal Functions \$109,587.00

Per Capita—Municipal Functions \$78.00

Capital Improvements

4,300.00

Debt Service

Principal payments
Interest payments

Per Capita—Debt Service

Deferred Charges

Total Municipal Expenditures \$113,887.00

Required Payments for Local

School, County, and Special District Taxes	237,219.89
--	------------

TOTAL EXPENDITURES \$351,106.89

Reserve for Uncollected Taxes... \$27,100.00

GRAND TOTAL \$378,206.89

REVENUES REALIZED IN 1967

Surplus revenue appropriated	\$37,987.00
Miscellaneous revenues realized	26,953.61
State aid revenues realized	3,963.00
Delinquent tax and lien collections	15,320.38
Current tax collections	287,146.51
Emergency borrowings

TOTAL REVENUES \$371,370.50

CAPITAL OUTLAY (BY ORDINANCE) 1967

Beaches and boardwalks
Buildings and equipment
Parks and playgrounds
Sanitary sewers	\$359,359.22
Streets and roads
Water supply	33,103.91
Other purposes
	\$392,463.13

TAXES

Local school taxes	\$193,090.74
County taxes	44,129.15
Special district taxes

\$237,219.89

Local purpose taxes	68,000.00
Veteran and senior citizen tax ...	8,990.00

Total tax levy (for rate purposes) \$314,209.89

Per Capita Total Tax Levy ... \$215.21

General tax rate
Adjusted business personalty tax rate	8.03
Adjusted general tax rate	3.24

Current Taxes

1967 taxes levied (total)	\$307,600.25
Collected in 1967	287,146.51
Per cent of levy collected	93.35
Transferred to liens
Adjustments	188.43
Balance December 31, 1967	\$20,265.31

All Prior Years Taxes Outstanding

Balance January 1, 1967	\$16,380.17
Collected in 1967	15,320.38
Adjustments	+65.52
Balance December 31, 1967	\$1,125.31

Tax Title Liens Outstanding

Balance January 1, 1967	\$15.74
Redeemed by cash
Adjustments
Balance December 31, 1967	\$15.74

Property Acquired by Deed or Foreclosure

Balance January 1, 1967
Sale for cash
Adjustments
Balance December 31, 1967

CAPITAL DEBT, DECEMBER 31, 1967

Authorized—Issued and Unissued

	Gross Debt	Net Debt
School debt	\$343,658.00
Self-liquidating debt ..	1,945,841.00	\$1,800,000.00
Other capital debt
	\$2,289,499.00	\$1,800,000.00
Per Cent	24.07	18.93
Per Capita	\$1568.15	\$1232.88

Issued and Outstanding

School debt	\$153,561.00
Self-liquidating debt	441,000.00
Other capital debt
	\$594,561.00

Equalized Valuation Basis \$9,508,155.00

CURRENT FINANCES DECEMBER 31, 1967

Cash	\$130,337.41
Taxes receivable	21,390.62
Tax title liens	15.74
Foreclosed property
Other receivables	58.56
Emergencies and deferred charges ..	33,963.00
State road aid receivable
	\$185,765.33
Cash liabilities	\$81,740.47
Reserves for receivables	21,464.92
Surplus revenue	82,559.94
	\$185,765.33

CLINTON TOWNSHIP—HUNTERDON COUNTY

Population U. S. Census, 1960—3,770
Estimated Population, 1967—4,820

Land Area 33.90 sq. mi.

Net Valuation Taxable \$32,780,200
Equalized Valuation \$40,711,990

EXPENDITURES FOR 1967

General Government	
Administrative and executive	\$31,767.00
Assessment and collection of taxes	7,200.00
Financial administration	2,150.00
Public Safety	
Fire protection	5,290.00
Police protection	16,650.00
Other protection	2,500.00
Civil defense and disaster control	350.00
Streets and Roads	
Repairs and maintenance	66,715.56
Street lighting	2,500.00
Sanitation	
Street cleaning
Garbage and trash removal
Sanitary sewers
Health and Welfare	
Health services	2,882.00
Welfare—public assistance	1,350.00
Hospitals
Recreation	
Beaches and boardwalks
Parks and playgrounds
Other recreational services
Education (excl. school districts)	
Libraries
Other educational services
Statutory Expenditures	5,079.00
Unclassified Purposes	2,500.00
Total Municipal Functions	\$146,933.56
Per Capita—Municipal Functions	\$30.48
Capital Improvements	69,000.00
Debt Service	
Principal payments
Interest payments
Per Capita—Debt Service
Deferred Charges	1,736.89
Total Municipal Expenditures	\$217,670.45
Required Payments for Local School, County, and Special District Taxes	
.....	895,718.60
TOTAL EXPENDITURES	\$1,113,389.05
Reserve for Uncollected Taxes...	\$102,264.16
GRAND TOTAL	\$1,215,653.21

REVENUES REALIZED IN 1967

Surplus revenue appropriated	\$175,000.00
Miscellaneous revenues realized	93,897.20
State aid revenues realized	30,340.00
Delinquent tax and lien collections ..	39,995.47
Current tax collections	926,593.23
Emergency borrowings

TOTAL REVENUES \$1,265,825.90

CAPITAL OUTLAY (BY ORDINANCE) 1967

Beaches and boardwalks
Buildings and equipment	\$13,042.00
Parks and playgrounds
Sanitary sewers
Streets and roads
Water supply	7,000.00
Other purposes
TOTAL	\$20,042.90

TAXES

Local school taxes	\$727,363.96
County taxes	168,354.64
Special district taxes
.....	\$895,718.60
Local purpose taxes	115,566.61
Veteran and senior citizen tax ...	22,890.00

Total tax levy (for rate purposes) \$1,034,175.21

Per Capita Total Tax Levy ... \$214.56

General tax rate
Adjusted business personality tax rate	3.53
Adjusted general tax rate	3.14

Current Taxes

1967 taxes levied (total)	\$1,028,855.27
Collected in 1967	926,593.23
Per cent of levy collected	90.06
Transferred to liens	69.08
Adjustments	12,419.41
Balance December 31, 1967	\$89,773.55

All Prior Years Taxes Outstanding

Balance January 1, 1967	\$41,371.48
Collected in 1967	39,995.47
Adjustments	—1,150.37
Balance December 31, 1967	\$25,664.00

Tax Title Liens Outstanding

Balance January 1, 1967	\$35.59
Redeemed by cash
Adjustments	+1,083.51
Balance December 31, 1967	\$1,119.10

Property Acquired by Deed or Foreclosure

Balance January 1, 1967
Sale for cash
Adjustments
Balance December 31, 1967

CAPITAL DEBT, DECEMBER 31, 1967

Authorized—Issued and Unissued

	Gross Debt	Net Debt
School debt	\$1,558,597.00
Self-liquidating debt
Other capital debt
	\$1,558,597.00
Per Cent	4.69
Per Capita	\$323.36

Issued and Outstanding

School debt	\$894,801.00
Self-liquidating debt
Other capital debt
	\$894,801.00

Equalized Valuation Basis \$33,201,300.00

CURRENT FINANCES DECEMBER 31, 1967

Cash	\$453,999.28
Taxes receivable	89,999.19
Tax title liens	1,119.10
Foreclosed property
Other receivables	902.26
Emergencies and deferred charges ..	3,937.82
State road aid receivable	17,996.00
	\$567,953.65
Cash liabilities	\$301,174.98
Reserves for receivables	92,020.55
Surplus revenue	174,758.12
	\$567,953.65

CLOSTER BOROUGH—BERGEN COUNTY

Population U. S. Census, 1960—7,767
Estimated Population, 1967—8,940

Land Area 3.17 sq. mi.

Net Valuation Taxable \$63,849,222
Equalized Valuation \$74,717,233

EXPENDITURES FOR 1967

General Government

Administrative and executive	\$95,470.00
Assessment and collection of taxes	47,800.00
Financial administration	4,850.00

Public Safety

Fire protection	36,100.00
Police protection	171,900.00
Other protection	5,400.00
Civil defense and disaster control	200.00

Streets and Roads

Repairs and maintenance	105,050.00
Street lighting	29,070.00

Sanitation

Street cleaning	82,950.00
Garbage and trash removal	82,950.00
Sanitary sewers

Health and Welfare

Health services	12,810.00
Welfare—public assistance	1,750.00
Hospitals	3,000.00

Recreation

Beaches and boardwalks
Parks and playgrounds	5,700.00
Other recreational services	16,420.00

Education (excl. school districts)

Libraries	34,395.00
Other educational services	1,000.00

Statutory Expenditures

.....	39,200.00
-------	-----------

Unclassified Purposes

.....
-------	-------

Total Municipal Functions \$693,065.00

Per Capita—Municipal Functions \$77.52

Capital Improvements

.....	52,500.00
-------	-----------

Debt Service

.....	22,537.00
-------	-----------

Principal payments .. \$10,000.00	
Interest payments .. 12,537.00	

Per Capita—Debt Service \$2.52

Deferred Charges

.....	7,188.19
-------	----------

Total Municipal Expenditures \$775,290.19

Required Payments for Local

School, County, and Special	
-----------------------------	--

District Taxes	1,696,218.34
----------------------	--------------

TOTAL EXPENDITURES \$2,471,508.53

Reserve for Uncollected Taxes... \$64,407.00

GRAND TOTAL \$2,535,915.53

REVENUES REALIZED IN 1967

Surplus revenue appropriated	\$125,000.00
Miscellaneous revenues realized ..	237,261.86
State aid revenues realized	3,930.00
Delinquent tax and lien collections ..	23,276.91
Current tax collections	2,104,156.24
Emergency borrowings

TOTAL REVENUES \$2,498,625.01

CAPITAL OUTLAY (BY ORDINANCE) 1967

Beaches and boardwalks
Buildings and equipment	\$38,037.11
Parks and playgrounds
Sanitary sewers
Streets and roads	78,567.72
Water supply
Other purposes	54,773.38
	<u>\$171,378.21</u>

TAXES

Local school taxes	\$1,444,069.00
County taxes	252,149.34
Special district taxes

Local purpose taxes	\$1,696,218.34
Veteran and senior citizen tax ...	444,942.19
	60,690.00

Total tax levy (for rate purposes) \$2,201,850.53

Per Capita Total Tax Levy ... \$246.29

General tax rate
Adjusted business personality tax rate	3.74
Adjusted general tax rate	3.44

Current Taxes

1967 taxes levied (total)	\$2,149,326.87
Collected in 1967	2,104,156.24
Per cent of levy collected	97.89
Transferred to liens	157.38
Adjustments	3,283.28
Balance December 31, 1967	<u>\$41,729.97</u>

All Prior Years Taxes Outstanding

Balance January 1, 1967	\$40,359.79
Collected in 1967	28,276.91
Adjustments	—89.10
Balance December 31, 1967	<u>\$11,993.78</u>

Tax Title Liens Outstanding

Balance January 1, 1967	\$2,049.53
Redeemed by cash
Adjustments	+157.38
Balance December 31, 1967	<u>\$2,206.91</u>

Property Acquired by Deed or Foreclosure

Balance January 1, 1967	\$126,031.25
Sale for cash	7,500.00
Adjustments
Balance December 31, 1967	<u>\$118,531.25</u>

CAPITAL DEBT, DECEMBER 31, 1967

Authorized—Issued and Unissued

	Gross Debt	Net Debt
School debt	\$2,210,990.00
Self-liquidating debt
Other capital debt	760,714.00	\$740,413.00
	<u>\$2,971,704.00</u>	<u>\$740,413.00</u>
Per Cent	4.19	1.04
Per Capita	<u>\$332.41</u>	<u>\$82.82</u>

Issued and Outstanding

School debt	\$1,245,860.00
Self-liquidating debt
Other capital debt	340,672.00
	<u>\$1,586,532.00</u>

Equalized Valuation Basis \$70,758,116.00

CURRENT FINANCES DECEMBER 31, 1967

Cash	\$455,248.50
Taxes receivable	53,723.75
Tax title liens	2,206.91
Enclosed property	118,531.25
Other receivables	10,835.41
Emergencies and deferred charges ..	40,700.00
State road aid receivable
	<u>\$681,245.82</u>
Cash liabilities	\$322,913.69
Reserves for receivables	185,297.32
Surplus revenue	173,034.81
	<u>\$681,245.82</u>

COLLINGSWOOD BOROUGH—CAMDEN COUNTY

Population U. S. Census, 1960—17,370
Estimated Population, 1967—18,490

Land Area 1.99 sq. mi.

Net Valuation Taxable \$37,176,025
Equalized Valuation \$75,752,948

EXPENDITURES FOR 1967

General Government	
Administrative and executive	\$89,320.70
Assessment and collection of taxes ..	40,420.00
Financial administration	2,600.00
Public Safety	
Fire protection	72,761.00
Police protection	228,280.00
Other protection
Civil defense and disaster control ..	3,550.00
Streets and Roads	
Repairs and maintenance	152,550.00
Street lighting	33,000.00
Sanitation	
Street cleaning
Garbage and trash removal	14,500.00
Sanitary sewers
Health and Welfare	
Health services	5,400.00
Welfare—public assistance	3,125.00
Hospitals	250.00
Recreation	
Beaches and boardwalks
Parks and playgrounds	16,938.00
Other recreational services
Education (excl. school districts)	
Libraries	33,335.00
Other educational services	75.00
Statutory Expenditures	62,737.82
Unclassified Purposes	1,000.00
Total Municipal Functions	\$759,842.52
Per Capita—Municipal Functions ..	\$41.10
Capital Improvements	37,300.00
Debt Service	44,289.75
Principal payments .. \$35,000.00	
Interest payments .. 9,289.75	
Per Capita—Debt Service	\$2.40
Deferred Charges	4,740.95
Total Municipal Expenditures	\$846,173.22
Required Payments for Local School, County, and Special District Taxes	1,989,411.42
TOTAL EXPENDITURES	\$2,835,584.64
Reserve for Uncollected Taxes...	\$160,687.05
GRAND TOTAL	\$2,996,271.69

REVENUES REALIZED IN 1967

Surplus revenue appropriated	\$115,000.00
Miscellaneous revenues realized ..	297,953.85
State aid revenues realized	39,840.80
Delinquent tax and lien collections ..	126,017.63
Current tax collections	2,354,306.87
Emergency borrowings
TOTAL REVENUES	\$2,933,119.15

CAPITAL OUTLAY (BY ORDINANCE) 1967

Beaches and boardwalks
Buildings and equipment
Parks and playgrounds
Sanitary sewers
Streets and roads
Water supply	\$10,072.50
Other purposes
TOTAL	\$10,072.50

TAXES

Local school taxes	\$1,398,354.25
County taxes	591,057.17
Special district taxes
Local purpose taxes	\$1,989,411.42
Veteran and senior citizen tax ...	502,000.00
	99,630.00
Total tax levy (for rate purposes) ..	\$2,591,041.42
Per Capita Total Tax Levy ...	\$140.13
General tax rate
Adjusted business personality tax rate	11.06
Adjusted general tax rate	6.80
Current Taxes	
1967 taxes levied (total)	\$2,492,096.75
Collected in 1967	2,354,306.87
Per cent of levy collected	94.47
Transferred to Liens	4,230.60
Adjustments	13,539.40
Balance December 31, 1967	\$120,019.88
All Prior Years Taxes Outstanding	
Balance January 1, 1967	\$125,468.74
Collected in 1967	123,173.23
Adjustments	—1,196.14
Balance December 31, 1967	\$1,099.37
Tax Title Liens Outstanding	
Balance January 1, 1967	\$14,046.30
Redeemed by cash	2,844.40
Adjustments	+4,230.60
Balance December 31, 1967	\$15,432.50

Property Acquired by Deed or Foreclosure

Balance January 1, 1967	\$4,325.00
Sale for cash
Adjustments
Balance December 31, 1967	\$4,325.00

CAPITAL DEBT, DECEMBER 31, 1967

Authorized—Issued and Unissued

	Gross Debt	Net Debt
School debt	\$1,804,000.00
Self-liquidating debt ..	957,000.00	\$67,982.00
Other capital debt ...	305,000.00	305,000.00
	\$3,066,000.00	\$372,982.00
Per Cent	4.20	0.51
Per Capita	\$165.82	\$20.17

Issued and Outstanding

School debt	\$1,579,000.00
Self-liquidating debt	957,000.00
Other capital debt	305,000.00
TOTAL	\$2,841,000.00

Equalized Valuation Basis \$72,888,304.00

CURRENT FINANCES DECEMBER 31, 1967

Cash	\$331,162.43
Taxes receivable	121,119.25
Tax title liens	15,432.50
Foreclosed property	4,325.00
Other receivables	4,855.48
Emergencies and deferred charges ..	2,070.52
State road aid receivable	29,923.00
TOTAL	\$508,888.18
Cash liabilities	\$135,362.22
Reserves for receivables	145,732.23
Surplus revenue	227,793.73
TOTAL	\$508,888.18

Population U. S. Census, 1960—2,177	Land Area 31.60 sq. mi.	Net Valuation Taxable \$49,969,122
Estimated Population, 1967—4,120		Equalized Valuation \$50,314,548

90

COMMERCIAL TOWNSHIP—CUMBERLAND COUNTY

Population U. S. Census, 1960—3,244
Estimated Population, 1967—3,730

Land Area 34.00 sq. mi.

Net Valuation Taxable \$3,010,747
Equalized Valuation \$9,602,615

EXPENDITURES FOR 1967

General Government

Administrative and executive	\$25,390.00
Assessment and collection of taxes ..	11,050.00
Financial administration	2,200.00

Public Safety

Fire protection
Police protection	4,425.00
Other protection	2,100.00
Civil defense and disaster control ..	500.00

Streets and Roads

Repairs and maintenance	31,300.00
Street lighting

Sanitation

Street cleaning
Garbage and trash removal	14,500.00
Sanitary sewers

Health and Welfare

Health services	11,200.00
Welfare—public assistance	2,125.00
Hospitals

Recreation

Beaches and boardwalks
Parks and playgrounds	600.00
Other recreational services	1,000.00

Education (excl. school districts)

Libraries
Other educational services

Statutory Expenditures

.....	1,100.00
-------	----------

Unclassified Purposes

.....	300.00
-------	--------

Total Municipal Functions \$107,790.00

Per Capita—Municipal Functions

.....	\$28.90
-------	---------

Capital Improvements

.....	34,312.22
-------	-----------

Debt Service

Principal payments
Interest payments

Per Capita—Debt Service

.....	6,300.00
-------	----------

Deferred Charges

.....	6,300.00
-------	----------

Total Municipal Expenditures \$148,402.22

Required Payments for Local

School, County, and Special District Taxes	310,461.20
--	------------

TOTAL EXPENDITURES \$458,863.42

Reserve for Uncollected Taxes...

.....	\$66,602.80
-------	-------------

GRAND TOTAL \$525,466.22

REVENUES REALIZED IN 1967

Surplus revenue appropriated	\$40,000.00
Miscellaneous revenues realized ..	63,526.71
State aid revenues realized	26,991.00
Delinquent tax and lien collections ..	41,105.85
Current tax collections	309,984.27
Emergency borrowings

TOTAL REVENUES \$481,607.83

CAPITAL OUTLAY (BY ORDINANCE) 1967

Beaches and boardwalks
Buildings and equipment
Parks and playgrounds
Sanitary sewers
Streets and roads
Water supply
Other purposes	\$2,339.00
.....
.....	\$2,339.00

TAXES

Local school taxes	\$197,704.38
County taxes	77,391.82
Special district taxes	35,365.00

\$310,461.20

Local purpose taxes	51,014.02
Veteran and senior citizen tax ...	19,560.00

Total tax levy (for rate purposes) \$381,035.22

Per Capita Total Tax Levy ... \$102.15

General tax rate
Adjusted business personalty tax rate	15.25
Adjusted general tax rate	11.05

Current Taxes

1967 taxes levied (total)	\$364,609.59
Collected in 1967	309,984.27
Per cent of levy col-lected	85.01
Transferred to liens	11,990.82
Adjustments	1,127.89
Balance December 31, 1967	\$41,506.61

All Prior Years Taxes Outstanding

Balance January 1, 1967	\$80,508.69
Collected in 1967	31,101.26
Adjustments	-4,513.11
Balance December 31, 1967	\$44,894.32

Tax Title Liens Outstanding

Balance January 1, 1967	\$47,336.63
Redeemed by cash	10,004.59
Adjustments	+10,293.89
Balance December 31, 1967	\$47,625.93

Property Acquired by Deed or Foreclosure

Balance January 1, 1967	\$7,080.00
Sale for cash	50.00
Adjustments	+8,910.00
Balance December 31, 1967	\$15,940.00

CAPITAL DEBT, DECEMBER 31, 1967

Authorized—Issued and Unissued

	Gross Debt	Net Debt
School debt	\$340,000.00	\$78,631.00
Self-liquidating debt
Other capital debt
.....	\$340,000.00	\$78,631.00
Per Cent	3.90	0.90
Per Capita	\$91.15	\$21.08

Issued and Outstanding

School debt
Self-liquidating debt
Other capital debt

Equalized Valuation Basis \$8,712,287.00

CURRENT FINANCES DECEMBER 31, 1967

Cash	\$232,299.72
Taxes receivable	86,400.93
Tax title liens	47,625.93
Foreclosed property	15,948.32
Other receivables	200.00
Emergencies and deferred charges ..	19,500.00
State road aid receivable	24,301.00
.....	\$426,275.90
Cash liabilities	\$188,036.17
Reserves for receivables	150,175.18
Surplus revenue	88,064.55
.....	\$426,275.90

CORBIN CITY—CITY—ATLANTIC COUNTY

Population U. S. Census, 1960—271
Estimated Population, 1967—280

Land Area 8.92 sq. mi.

Net Valuation Taxable \$527,870
Equalized Valuation \$1,034,507

EXPENDITURES FOR 1967

General Government	
Administrative and executive	\$5,600.00
Assessment and collection of taxes	1,175.00
Financial administration	615.00
Public Safety	
Fire protection	250.00
Police protection	690.00
Other protection
Civil defense and disaster control	100.00
Streets and Roads	
Repairs and maintenance	1,752.77
Street lighting	700.00
Sanitation	
Street cleaning
Garbage and trash removal	1,050.00
Sanitary sewers
Health and Welfare	
Health services	570.00
Welfare—public assistance	75.00
Hospitals
Recreation	
Beaches and boardwalks
Parks and playgrounds
Other recreational services
Education (excl. school districts)	
Libraries
Other educational services
Statutory Expenditures	80.00
Unclassified Purposes	50.00
Total Municipal Functions	\$12,707.77
Per Capita—Municipal Functions	\$45.39
Capital Improvements	1,550.00
Debt Service	50.00
Principal payments
Interest payments ..	\$50.00
Per Capita—Debt Service	\$0.18
Deferred Charges	75.00
Total Municipal Expenditures	\$14,382.77
Required Payments for Local School, County, and Special District Taxes	35,117.69
TOTAL EXPENDITURES	\$49,500.46
Reserve for Uncollected Taxes...	\$7,384.06
GRAND TOTAL	\$56,884.52

REVENUES REALIZED IN 1967

Surplus revenue appropriated	\$13,000.00
Miscellaneous revenues realized ..	9,560.46
State aid revenues realized	2,860.00
Delinquent tax and lien collections ..	4,742.48
Current tax collections	28,038.37
Emergency borrowings
TOTAL REVENUES	\$58,201.31

CAPITAL OUTLAY (BY ORDINANCE) 1967

Beaches and boardwalks
Buildings and equipment
Parks and playgrounds
Sanitary sewers
Streets and roads
Water supply
Other purposes

TAXES

Local school taxes	\$27,194.00
County taxes	7,923.69
Special district taxes
.....	\$35,117.69
Local purpose taxes	56.83
Veteran and senior citizen tax ...	2,830.00
Total tax levy (for rate purposes)	\$38,004.52
Per Capita Total Tax Levy	\$135.73
General tax rate	7.20
Adjusted business personality tax rate
Adjusted general tax rate
Current Taxes	
1967 taxes levied (total)	\$35,174.52
Collected in 1967	28,038.37
Per cent of levy collected	79.71
Transferred to liens
Adjustments
Balance December 31, 1967	\$7,136.15
All Prior Years Taxes Outstanding	
Balance January 1, 1967	\$4,865.13
Collected in 1967	4,131.47
Adjustments
Balance December 31, 1967	\$733.66
Tax Title Liens Outstanding	
Balance January 1, 1967	\$24,503.59
Redeemed by cash	611.01
Adjustments
Balance December 31, 1967	\$23,892.58
Property Acquired by Deed or Foreclosure	
Balance January 1, 1967	\$1,875.00
Sale for cash	350.00
Adjustments	+350.00
Balance December 31, 1967	\$1,875.00

CAPITAL DEBT, DECEMBER 31, 1967

Authorized—Issued and Unissued

	Gross Debt	Net Debt
School debt
Self-liquidating debt
Other capital debt
.....
Per Cent
Per Capita

Issued and Outstanding

School debt
Self-liquidating debt
Other capital debt

Equalized Valuation Basis \$1,052,081.00

CURRENT FINANCES DECEMBER 31, 1967

Cash	\$20,684.94
Taxes receivable	7,869.81
Tax title liens	23,892.58
Foreclosed property	1,875.00
Other receivables	46.35
Emergencies and deferred charges ..	4.10
State road aid receivable	2,785.36
.....	\$57,158.14
Cash liabilities	\$6,556.01
Reserves for receivables	33,683.74
Surplus revenue	16,918.39
.....	\$57,158.14

CRANBURY TOWNSHIP—MIDDLESEX COUNTY

Population U. S. Census, 1960—2,001
Estimated Population, 1967—2,490

Land Area 13.10 sq. mi.

Net Valuation Taxable \$16,361,055
Equalized Valuation \$36,349,864

EXPENDITURES FOR 1967

General Government
Administrative and executive \$31,950.00
Assessment and collection of taxes 10,100.00
Financial administration 4,200.00

Public Safety
Fire protection 7,800.00
Police protection 33,900.00
Other protection 1,700.00
Civil defense and disaster control 100.00

Streets and Roads
Repairs and maintenance 28,800.00
Street lighting 6,500.00

Sanitation
Street cleaning
Garbage and trash removal 17,500.00
Sanitary sewers
Health and Welfare

Health services 6,725.00
Welfare—public assistance 3,900.00
Hospitals 1,500.00

Recreation
Beaches and boardwalks
Parks and playgrounds 9,000.00
Other recreational services
Education (excl. school districts)

Libraries 7,900.00
Other educational services
Statutory Expenditures 2,999.93

Unclassified Purposes 6,500.00
Total Municipal Functions \$181,074.93

Per Capita—Municipal Functions \$72.72
Capital Improvements 49,900.00

Debt Service
Principal payments
Interest payments
Per Capita—Debt Service
Deferred Charges 796.07

Total Municipal Expenditures \$231,771.00
Required Payments for Local
School, County, and Special
District Taxes 702,378.68

TOTAL EXPENDITURES \$934,149.68
Reserve for Uncollected Taxes... \$40,000.00
GRAND TOTAL \$974,149.68

REVENUES REALIZED IN 1967
Surplus revenue appropriated \$59,000.00
Miscellaneous revenues realized .. 94,582.64
State aid revenues realized 24,395.00
Delinquent tax and lien collections 20,098.25
Current tax collections 763,616.17
Emergency borrowings
TOTAL REVENUES \$961,692.06

CAPITAL OUTLAY (BY ORDINANCE) 1967
Beaches and boardwalks
Buildings and equipment
Parks and playgrounds
Sanitary sewers
Streets and roads
Water supply \$5,725.00
Other purposes 44,075.11
\$49,800.11

TAXES

Local school taxes \$520,375.00
County taxes 182,003.68
Special district taxes
\$702,378.68

Local purpose taxes 103,776.00
Veteran and senior citizen tax ... 9,460.00
Total tax levy (for rate purposes) \$815,614.68

Per Capita Total Tax Levy ... \$327.56
General tax rate 4.96
Adjusted business personalty tax rate
Adjusted general tax rate
Current Taxes

1967 taxes levied (total) \$825,668.60
Collected in 1967 763,616.17
Per cent of levy col-
lected 92.48
Transferred to liens
Adjustments 7,533.01
Balance December 31, 1967 \$54,519.42

All Prior Years Taxes Outstanding
Balance January 1, 1967 \$20,940.15
Collected in 1967 20,098.25
Adjustments +1,240.00
Balance December 31, 1967 \$2,081.90

Tax Title Liens Outstanding
Balance January 1, 1967
Redeemed by cash
Adjustments
Balance December 31, 1967
Property Acquired by Deed or Foreclosure

Balance January 1, 1967
Sale for cash
Adjustments
Balance December 31, 1967
CAPITAL DEBT, DECEMBER 31, 1967

Authorized—Issued and Unissued
Gross Debt Net Debt
School debt \$1,136,000.00 \$224,687.00
Self-liquidating debt .. 201,000.00 14,568.00
Other capital debt
\$1,337,000.00 \$239,255.00

Per Cent 4.40 0.78
Per Capita \$536.95 \$96.00

Issued and Outstanding
School debt \$232,000.00
Self-liquidating debt 32,000.00
Other capital debt
\$264,000.00

Equalized Valuation Basis \$30,377,105.00
CURRENT FINANCES DECEMBER 31, 1967

Cash \$347,799.72
Taxes receivable 55,601.32
Tax title liens
Foreclosed property
Other receivables 997.44
Emergencies and deferred charges .. 15,486.17
State road aid receivable 16,812.00
\$436,696.65

Cash liabilities \$301,988.09
Reserves for receivables 56,598.76
Surplus revenue 78,109.80
\$436,696.65

CRANFORD TOWNSHIP—UNION COUNTY

Population U. S. Census, 1960—26,424
Estimated Population, 1967—28,790

Land Area 4.90 sq. mi.

Net Valuation Taxable \$95,921,750
Equalized Valuation \$196,039,218

EXPENDITURES FOR 1967

General Government	
Administrative and executive	\$228,625.10
Assessment and collection of taxes	45,200.00
Financial administration	17,600.00
Public Safety	
Fire protection	305,000.00
Police protection	471,050.00
Other protection	21,200.00
Civil defense and disaster control	9,500.00
Streets and Roads	
Repairs and maintenance	163,700.00
Street lighting	58,000.00
Sanitation	
Street cleaning	59,500.00
Garbage and trash removal	
Sanitary sewers	108,187.25
Health and Welfare	
Health services	33,600.00
Welfare—public assistance	22,330.00
Hospitals	9,200.00
Recreation	
Beaches and boardwalks	
Parks and playgrounds	
Other recreational services	52,200.00
Education (excl. school districts)	
Libraries	111,000.00
Other educational services	3,500.00
Statutory Expenditures	162,000.00
Unclassified Purposes	
Total Municipal Functions	\$1,881,442.35
Per Capita—Municipal Functions	\$65.35
Capital Improvements	108,485.00
Debt Service	74,189.00
Principal payments	\$50,000.00
Interest payments	24,189.00
Per Capita—Debt Service	\$2.58
Deferred Charges	13,100.00
Total Municipal Expenditures	\$2,077,216.35
Required Payments for Local School, County, and Special District Taxes	4,533,706.31
TOTAL EXPENDITURES	\$6,610,922.66
Reserve for Uncollected Taxes...	\$335,633.65
GRAND TOTAL	\$6,946,556.31

REVENUES REALIZED IN 1967

Surplus revenue appropriated	\$700,000.00
Miscellaneous revenues realized	1,122,448.48
State aid revenues realized	94,219.11
Delinquent tax and lien collections	79,425.56
Current tax collections	5,484,311.22
Emergency borrowings	
TOTAL REVENUES	\$7,480,404.37

CAPITAL OUTLAY (BY ORDINANCE) 1967

Beaches and boardwalks	
Buildings and equipment	\$1,759.74
Parks and playgrounds	12,050.00
Sanitary sewers	
Streets and roads	7,275.44
Water supply	
Other purposes	14,682.63
	\$35,767.81

TAXES

Local school taxes	\$3,842,162.00
County taxes	691,544.31
Special district taxes	
	\$4,533,706.31
Local purpose taxes	970,606.00
Veteran and senior citizen tax	173,640.00
Total tax levy (for rate purposes)	\$5,677,952.31
Per Capita Total Tax Levy ...	\$197.22
General tax rate	
Adjusted business personalty tax rate	8.37
Adjusted general tax rate	5.83
Current Taxes	
1967 taxes levied (total)	\$5,594,940.86
Collected in 1967	5,484,311.22
Per cent of levy col- lected	98.02
Transferred to liens	562.15
Adjustments	4,435.06
Balance December 31, 1967	\$105,632.43
All Prior Years Taxes Outstanding	
Balance January 1, 1967	\$88,013.09
Collected in 1967	78,967.03
Adjustments	2,596.24
Balance December 31, 1967	\$6,449.82
Tax Title Liens Outstanding	
Balance January 1, 1967	\$1,173.22
Redeemed by cash	458.53
Adjustments	+562.15
Balance December 31, 1967	\$1,276.84
Property Acquired by Deed or Foreclosure	
Balance January 1, 1967	\$1,798,200.00
Sale for cash	428,735.00
Adjustments	+ 428,735.00
Balance December 31, 1967	\$1,798,200.00

CAPITAL DEBT, DECEMBER 31, 1967

Authorized—Issued and Unissued	
Gross Debt	Net Debt
School debt	\$6,354,000.00
Self-liquidating debt ..	330,000.00
Other capital debt	713,278.00
	\$7,397,278.00
	\$710,889.00
Per Cent	4.01
Per Capita	\$256.94

Issued and Outstanding

School debt	\$6,354,000.00
Self-liquidating debt	330,000.00
Other capital debt	713,278.00
	\$7,397,278.00

Equalized Valuation Basis \$184,286,363.00

CURRENT FINANCES DECEMBER 31, 1967

Cash	\$1,417,788.50
Taxes receivable	112,082.25
Tax title liens	1,276.84
Foreclosed property	1,798,200.00
Other receivables	4,957.28
Emergencies and deferred charges ..	8,100.00
State road aid receivable	67,918.00
	\$3,410,322.87
Cash liabilities	\$181,263.61
Reserves for receivables	1,916,516.37
Surplus revenue	1,312,542.89
	\$3,410,322.87

CRESSKILL BOROUGH—BERGEN COUNTY

Population U. S. Census, 1960—7,290
Estimated Population, 1967—8,260

Land Area 2.00 sq. ml.

Net Valuation Taxable \$57,560,047
Equalized Valuation \$64,481,727

EXPENDITURES FOR 1967

General Government

Administrative and executive	\$67,456.59
Assessment and collection of taxes	16,115.67
Financial administration	7,600.00

Public Safety

Fire protection	32,107.00
Police protection	152,293.45
Other protection	6,375.00
Civil defense and disaster control	1,490.00

Streets and Roads

Repairs and maintenance	91,063.31
Street lighting	17,000.00

Sanitation

Street cleaning	66,500.00
Garbage and trash removal	66,500.00
Sanitary sewers

Health and Welfare

Health services	11,495.00
Welfare—public assistance	2,700.00
Hospitals

Recreation

Beaches and boardwalks	2,675.00
Parks and playgrounds	10,700.00
Other recreational services

Education (excl. school districts)

Libraries	25,620.00
Other educational services	1,000.00

Statutory Expenditures

.....	35,800.00
-------	-----------

Unclassified Purposes

.....	500.00
-------	--------

Total Municipal Functions	\$548,491.02
---------------------------	--------------

Per Capita—Municipal Functions

.....	\$66.40
-------	---------

Capital Improvements

.....	25,740.00
-------	-----------

Debt Service

Principal payments .. \$20,000.00	27,178.25
Interest payments .. 7,178.25

Per Capita—Debt Service

Defered Charges	\$3.29
.....	3,199.10

Total Municipal Expenditures	\$604,608.37
------------------------------	--------------

Required Payments for Local

School, County, and Special District Taxes	1,431,244.25
--	--------------

TOTAL EXPENDITURES	\$2,035,852.62
---------------------------	-----------------------

Reserve for Uncollected Taxes...

.....	\$52,022.66
-------	-------------

GRAND TOTAL	\$2,087,875.28
--------------------	-----------------------

REVENUES REALIZED IN 1967

Surplus revenue appropriated	\$45,000.00
Miscellaneous revenues realized ..	329,478.01
State aid revenues realized ..	25,255.00
Delinquent tax and lien collections ..	29,067.72
Current tax collections	1,710,430.67
Emergency borrowings

TOTAL REVENUES	\$2,139,231.40
-----------------------	-----------------------

CAPITAL OUTLAY (BY ORDINANCE) 1967

Beaches and boardwalks
Buildings and equipment	\$57,724.93
Parks and playgrounds	237,448.89
Sanitary sewers
Streets and roads	17,978.88
Water supply
Other purposes
Total	\$313,152.70

TAXES

Local school taxes	\$1,213,740.50
County taxes	217,503.75
Special district taxes

Local purpose taxes	\$1,431,244.25
Veteran and senior citizen tax ...	299,244.01
.....	58,500.00

Total tax levy (for rate purposes)	\$1,788,988.26
---	-----------------------

Per Capita Total Tax Levy ...

General tax rate
Adjusted business personalty tax rate	3.39
Adjusted general tax rate	3.10

Current Taxes

1967 taxes levied (total)	\$1,746,846.41
Collected in 1967	1,710,430.67
Per cent of levy collected	97.91
Transferred to liens	616.50
Adjustments	3,448.52
Balance December 31, 1967	\$32,350.72

All Prior Years Taxes Outstanding

Balance January 1, 1967	\$29,281.10
Collected in 1967	29,067.72
Adjustments
Balance December 31, 1967	\$213.38

Tax Title Liens Outstanding

Balance January 1, 1967	\$1,630.29
Redeemed by cash	4,345.00
Adjustments	+616.50
Balance December 31, 1967	\$2,246.79

Property Acquired by Deed or Foreclosure

Balance January 1, 1967	\$93,305.00
Sale for cash	44,345.00
Adjustments	+39,565.00
Balance December 31, 1967	\$87,525.00

CAPITAL DEBT, DECEMBER 31, 1967

Authorized—Issued and Unissued

	Gross Debt	Net Debt
School debt	\$2,130,000.00
Self-liquidating debt ..	645,166.00
Other capital debt	617,704.00	\$590,055.00
	\$3,392,870.00	\$590,055.00

Per Cent	5.50	0.95
Per Capita	\$410.76	\$71.44

Issued and Outstanding

School debt	\$2,130,000.00
Self-liquidating debt	645,000.00
Other capital debt	472,000.00
Total	\$3,247,000.00

Equalized Valuation Basis \$61,654,973.00

CURRENT FINANCES DECEMBER 31, 1967

Cash	\$692,911.78
Taxes receivable	32,564.10
Tax title liens	2,246.79
Foreclosed property	88,525.00
Other receivables	15,417.33
Emergencies and deferred charges ..	18,467.02
State road aid receivable	21,601.00
Total	\$871,733.02
Cash liabilities	\$538,817.48
Reserves for receivables	138,753.22
Surplus revenue	194,162.32
Total	\$871,733.02

DEAL BOROUGH—MONMOUTH COUNTY

Population U. S. Census, 1960—1,889
Estimated Population, 1967—2,150

Land Area 1.20 sq. mi.

Net Valuation Taxable \$24,891,073
Equalized Valuation \$26,546,342

EXPENDITURES FOR 1967

General Government	
Administrative and executive	\$62,506.10
Assessment and collection of taxes	13,909.07
Financial administration	2,316.72
Public Safety	
Fire protection	33,161.09
Police protection	129,494.79
Other protection	1,000.00
Civil defense and disaster control
Streets and Roads	
Repairs and maintenance	44,908.46
Street lighting	11,362.91
Sanitation	
Street cleaning
Garbage and trash removal	22,916.70
Sanitary sewers	13,876.89
Health and Welfare	
Health services	1,719.75
Welfare—public assistance	5.50
Hospitals	500.00
Recreation	
Beaches and boardwalks	85,837.43
Parks and playgrounds	1,263.73
Other recreational services	5,606.18
Education (excl. school districts)	
Libraries	500.00
Other educational services
Statutory Expenditures	43,047.85
Unclassified Purposes	1,000.00
Total Municipal Functions	\$474,933.17
Per Capita—Municipal Functions	\$220.90
Capital Improvements	163,000.00
Debt Service	39,714.12
Principal payments .. \$30,000.00	
Interest payments .. 9,714.12	
Per Capita—Debt Service	\$18.47
Deferred Charges	24,039.33
Total Municipal Expenditures	\$701,686.62
Required Payments for Local School, County, and Special District Taxes	
	615,053.57
TOTAL EXPENDITURES	\$1,316,740.19
Reserve for Uncollected Taxes...	\$38,140.00
GRAND TOTAL	\$1,354,880.19

REVENUES REALIZED IN 1967

Surplus revenue appropriated	\$192,000.00
Miscellaneous revenues realized ..	319,404.29
State aid revenues realized	2,034.00
Delinquent tax and lien collections ..	17,850.24
Current tax collections	843,372.91
Emergency borrowings

TOTAL REVENUES \$1,374,661.44

CAPITAL OUTLAY (BY ORDINANCE) 1967

Beaches and boardwalks
Buildings and equipment	\$10,406.00
Parks and playgrounds
Sanitary sewers
Streets and roads	364,795.59
Water supply
Other purposes
	\$375,201.59

TAXES

Local school taxes	\$462,617.50
County taxes	152,436.07
Special district taxes
	\$615,053.57
Local purpose taxes	243,800.00
Veteran and senior citizen tax ..	11,500.00
Total tax levy (for rate purposes)	\$875,353.57
Per Capita Total Tax Levy ...	
General tax rate	\$407.14
Adjusted business personality tax rate	3.953
Adjusted general tax rate	3.506
Current Taxes	
1967 taxes levied (total)	\$871,763.62
Collected in 1967	843,372.91
Per cent of levy collected	96.74
Transferred to liens	4,605.32
Adjustments	1,598.20
Balance December 31, 1967	\$22,187.19
All Prior Years Taxes Outstanding	
Balance January 1, 1967	\$20,109.23
Collected in 1967	17,850.24
Adjustments	-2,013.92
Balance December 31, 1967	\$245.07
Tax Title Liens Outstanding	
Balance January 1, 1967	\$2,684.26
Redeemed by cash
Adjustments	+6,888.21
Balance December 31, 1967	\$9,572.47
Property Acquired by Deed or Foreclosure	
Balance January 1, 1967
Sale for cash
Adjustments
Balance December 31, 1967

CAPITAL DEBT, DECEMBER 31, 1967 **Authorized—Issued and Unissued**

	Gross Debt	Net Debt
School debt	\$427,000.00
Self-liquidating debt
Other capital debt ...	480,000.00	\$480,000.00
	\$907,000.00	\$480,000.00
Per Cent	3.48	1.84
Per Capita	\$421.86	\$223.26

Issued and Outstanding

School debt	\$427,000.00
Self-liquidating debt
Other capital debt	400,000.00
	\$827,000.00

Equalized Valuation Basis \$26,062,104.00

CURRENT FINANCES DECEMBER 31, 1967	
Cash	\$247,299.68
Taxes receivable	22,432.26
Tax title liens	9,572.47
Foreclosed property
Other receivables	813.11
Emergencies and deferred charges ..	5,000.00
State road aid receivable
	\$284,617.52
Cash liabilities	\$19,745.62
Reserves for receivables	32,317.84
Surplus revenue	232,554.06
	\$284,617.52

DEERFIELD TOWNSHIP—CUMBERLAND COUNTY

Population U. S. Census, 1960—2,053
Estimated Population, 1967—2,440

Land Area 16.70 sq. mi.

Net Valuation Taxable \$3,919,700
Equalized Valuation \$7,578,314

EXPENDITURES FOR 1967

General Government	
Administrative and executive	\$12,900.00
Assessment and collection of taxes	4,685.00
Financial administration	2,700.00
Public Safety	
Fire protection	3,200.00
Police protection	3,200.00
Other protection
Civil defense and disaster control	200.00
Streets and Roads	
Repairs and maintenance	7,040.03
Street lighting	8,166.64
Sanitation	
Street cleaning
Garbage and trash removal	3,100.00
Sanitary sewers
Health and Welfare	
Health services	3,100.00
Welfare—public assistance	1,425.00
Hospitals
Recreation	
Benches and boardwalks
Parks and playgrounds
Other recreational services
Education (excl. school districts)	
Libraries
Other educational services
Statutory Expenditures	1,025.00
Unclassified Purposes	
Total Municipal Functions	\$50,751.67
Per Capita—Municipal Functions	\$20.80
Capital Improvements	12,330.00
Debt Service	
Principal payments
Interest payments
Per Capita—Debt Service
Deferred Charges	19,985.79
Total Municipal Expenditures	\$83,067.46
Required Payments for Local School, County, and Special District Taxes	
	189,372.80
TOTAL EXPENDITURES	\$272,440.26
Reserve for Uncollected Taxes...	\$44,880.00
GRAND TOTAL	\$317,320.26

REVENUES REALIZED IN 1967

Surplus revenue appropriated	\$39,537.46
Miscellaneous revenues realized ..	49,109.55
State aid revenues realized	13,610.00
Delinquent tax and lien collections ..	27,224.27
Current tax collections	148,797.12
Emergency borrowings
TOTAL REVENUES	\$278,278.40

CAPITAL OUTLAY (BY ORDINANCE) 1967

Beaches and boardwalks
Buildings and equipment
Parks and playgrounds
Sanitary sewers	\$56,749.59
Streets and roads	96,017.17
Water supply	72,078.32
Other purposes
	\$224,845.08

TAXES

Local school taxes	\$128,138.29
County taxes	61,234.51
Special district taxes
	\$189,372.80
Local purpose taxes
Veteran and senior citizen tax ..	11,000.00
Total tax levy (for rate purposes)	\$200,372.80
Per Capita Total Tax Levy	\$82.12
General tax rate
Adjusted business personalty tax rate	8.78
Adjusted general tax rate	4.92
Current Taxes	
1967 taxes levied (total)	\$191,223.95
Collected in 1967	148,797.12
Per cent of levy col-lected	77.81
Transferred to liens
Adjustments
Balance December 31, 1967	\$42,426.83
All Prior Years Taxes Outstanding	
Balance January 1, 1967	\$49,497.65
Collected in 1967	24,756.41
Adjustments
Balance December 31, 1967	\$24,741.24
Tax Title Liens Outstanding	
Balance January 1, 1967	\$21,743.26
Redeemed by cash	2,467.86
Adjustments
Balance December 31, 1967	\$19,275.40
Property Acquired by Deed or Foreclosure	
Balance January 1, 1967	\$8,190.00
Sale for cash	200.00
Adjustments
Balance December 31, 1967	\$7,990.00

CAPITAL DEBT, DECEMBER 31, 1967

Authorized—Issued and Unissued

	Gross Debt	Net Debt
School debt	\$336,000.00	\$119,113.00
Self-liquidating debt
Other capital debt
	\$336,000.00	\$119,113.00
Per Cent	4.64	1.64
Per Capita	\$137.70	\$48.82

Issued and Outstanding

School debt	\$190,000.00
Self-liquidating debt
Other capital debt
	\$190,000.00

Equalized Valuation Basis \$7,229,580.00

CURRENT FINANCES DECEMBER 31, 1967

Cash	\$118,103.28
Taxes receivable	67,168.07
Tax title liens	19,275.40
Foreclosed property	7,990.00
Other receivables	1,583.70
Emergencies and deferred charges ..	675.12
State road aid receivable	10,049.51
	\$224,845.08
Cash liabilities	\$56,749.59
Reserves for receivables	96,017.17
Surplus revenue	72,078.32
	\$224,845.08

DELANCO TOWNSHIP—BURLINGTON COUNTY

Population U. S. Census, 1960—4,011
Estimated Population, 1967—4,380

Land Area 2.16 sq. mi.

Net Valuation Taxable \$21,148,854
Equalized Valuation, \$22,529,176

EXPENDITURES FOR 1967	
General Government	
Administrative and executive	\$30,195.00
Assessment and collection of taxes ..	6,150.00
Financial administration	3,800.00
Public Safety	
Fire protection	
Police protection	44,100.00
Other protection	500.00
Civil defense and disaster control ..	12,650.00
Streets and Roads	
Repairs and maintenance	42,510.00
Street lighting	5,600.00
Sanitation	
Street cleaning	
Garbage and trash removal	18,250.00
Sanitary sewers	4,550.00
Health and Welfare	
Health services	2,310.00
Welfare—public assistance	3,450.00
Hospitals	
Recreation	
Benches and boardwalks	
Parks and playgrounds	
Other recreational services	4,450.00
Education (excl. school districts)	
Libraries	3,000.00
Other educational services	500.00
Statutory Expenditures	8,337.50
Unclassified Purposes	500.00
Total Municipal Functions	\$190,852.50
Per Capita—Municipal Functions ..	\$43.57
Capital Improvements	
Debt Service	7,256.00
Principal payments ..	\$7,000.00
Interest payments ..	256.00
Per Capita—Debt Service	\$1.66
Deferred Charges	
Total Municipal Expenditures	\$210,778.47
Required Payments for Local	
School, County, and Special	
District Taxes	548,216.18
TOTAL EXPENDITURES	\$758,994.65
Reserve for Uncollected Taxes...	\$58,459.43
GRAND TOTAL	\$817,454.08

REVENUES REALIZED IN 1967	
Surplus revenue appropriated	\$25,000.00
Miscellaneous revenues realized ..	73,828.53
State aid revenues realized	13,060.00
Delinquent tax and lien collections ..	44,723.99
Current tax collections	629,273.19
Emergency borrowings	
TOTAL REVENUES	\$785,885.71

CAPITAL OUTLAY (BY ORDINANCE) 1967	
Benches and boardwalks	
Buildings and equipment	\$3,721.00
Parks and playgrounds	
Sanitary sewers	
Streets and roads	
Water supply	
Other purposes	
	\$3,721.00

TAXES	
Local school taxes	\$424,420.52
County taxes	109,395.66
Special district taxes	14,400.00
	\$548,216.18
Local purpose taxes	122,549.21
Veteran and senior citizen tax ...	27,460.00
Total tax levy (for rate purposes) ..	\$698,225.39
Per Capita Total Tax Levy ...	\$159.41
General tax rate	3.24
Adjusted business personality tax rate	
Adjusted general tax rate	
Current Taxes	
1967 taxes levied (total)	\$671,172.46
Collected in 1967	629,273.19
Per cent of levy collected	93.75
Transferred to liens	1,048.96
Adjustments	136.96
Balance December 31, 1967	\$40,713.95
All Prior Years Taxes Outstanding	
Balance January 1, 1967	\$50,705.48
Collected in 1967	43,588.20
Adjustments	—5,913.64
Balance December 31, 1967	\$1,203.64
Tax Title Liens Outstanding	
Balance January 1, 1967	\$2,946.54
Redeemed by cash	1,135.79
Adjustments	+1,048.96
Balance December 31, 1967	\$2,859.71
Property Acquired by Deed or Foreclosure	
Balance January 1, 1967	
Sale for cash	
Adjustments	
Balance December 31, 1967	

CAPITAL DEBT, DECEMBER 31, 1967		
Authorized—Issued and Unissued		
	Gross Debt	Net Debt
School debt	\$309,000.00	
Self-liquidating debt ..		
Other capital debt	3,000.00	\$3,000.00
	\$312,000.00	\$3,000.00
Per Cent	1.77	0.01
Per Capita	\$71.23	\$0.68
Issued and Outstanding		
School debt	\$309,000.00	
Self-liquidating debt ..		
Other capital debt		3,000.00
		\$312,000.00

Equalized Valuation Basis \$17,579,273.00

CURRENT FINANCES DECEMBER 31, 1967	
Cash	\$221,150.94
Taxes receivable	41,916.99
Tax title liens	2,859.71
Foreclosed property	
Other receivables	3,550.69
Emergencies and deferred charges ..	1,167.49
State road aid receivable	9,137.00
	\$279,782.82
Cash liabilities	\$192,211.44
Reserves for receivables	48,327.39
Surplus revenue	39,243.99
	\$279,782.82

DELAWARE TOWNSHIP—HUNTERDON COUNTY

Population U. S. Census, 1960—2,485
Estimated Population, 1967—3,050

Land Area 36.90 sq. mi.

Net Valuation Taxable \$26,857,098
Equalized Valuation \$34,353,049

EXPENDITURES FOR 1967

General Government	
Administrative and executive	\$18,200.00
Assessment and collection of taxes	8,000.00
Financial administration	2,900.00
Public Safety	
Fire protection	1,450.00
Police protection	2,750.00
Other protection	600.00
Civil defense and disaster control	500.00
Streets and Roads	
Repairs and maintenance	67,820.00
Street lighting	100.00
Sanitation	
Street cleaning
Garbage and trash removal
Sanitary sewers
Health and Welfare	
Health services	2,252.00
Welfare—public assistance	1,250.00
Hospitals
Recreation	
Beaches and boardwalks
Parks and playgrounds
Other recreational services
Education (excl. school districts)	
Libraries
Other educational services
Statutory Expenditures	3,000.00
Unclassified Purposes
Total Municipal Functions	\$108,822.00
Per Capita—Municipal Functions	\$35.68
Capital Improvements	31,560.00
Debt Service	
Principal payments
Interest payments
Per Capita—Debt Service	
Deferred Charges
Total Municipal Expenditures	\$140,382.00
Required Payments for Local School, County, and Special District Taxes	
.....	638,868.90
TOTAL EXPENDITURES	\$779,250.90
Reserve for Uncollected Taxes	\$120,070.10
GRAND TOTAL	\$899,321.00

REVENUES REALIZED IN 1967

Surplus revenue appropriated	\$35,000.00
Miscellaneous revenues realized ..	51,082.15
State aid revenues realized	31,527.00
Delinquent tax and lien collections ..	58,089.22
Current tax collections	641,742.12
Emergency borrowings
TOTAL REVENUES	\$817,440.49

CAPITAL OUTLAY (BY ORDINANCE) 1967

Beaches and boardwalks
Buildings and equipment
Parks and playgrounds
Sanitary sewers
Streets and roads	\$29,605.49
Water supply
Other purposes
.....	\$29,605.49

TAXES

Local school taxes	\$497,399.78
County taxes	141,139.12
Special district taxes	330.00
.....	\$638,868.90
Local purpose taxes	113,100.10
Veteran and senior citizen tax ..	20,100.00
Total tax levy (for rate purposes)	\$772,069.00
Per Capita Total Tax Levy	
General tax rate
Adjusted business personalty tax rate	6.44
Adjusted general tax rate	2.77
Current Taxes	
1967 taxes levied (total)	\$759,817.52
Collected in 1967	641,742.12
Per cent of levy col-lected	84.46
Transferred to liens	952.74
Adjustments	10,434.52
Balance December 31, 1967	\$106,688.14
All Prior Years Taxes Outstanding	
Balance January 1, 1967	\$80,865.40
Collected in 1967	55,705.24
Adjustments	-466.92
Balance December 31, 1967	\$24,693.24
Tax Title Liens Outstanding	
Balance January 1, 1967	\$2,231.93
Redeemed by cash	2,383.98
Adjustments	+952.74
Balance December 31, 1967	\$800.69

Property Acquired by Deed or Foreclosure

Balance January 1, 1967
Sale for cash
Adjustments
Balance December 31, 1967

CAPITAL DEBT, DECEMBER 31, 1967

Authorized—Issued and Unissued

	Gross Debt	Net Debt
School debt	\$1,271,228.00
Self-liquidating debt ..	17,200.00
Other capital debt
.....	\$1,288,428.00
Per Cent	3.91
Per Capita	\$422.44

Issued and Outstanding

School debt	\$634,821.00
Self-liquidating debt
Other capital debt
.....	\$634,821.00

Equalized Valuation Basis \$32,893,602.00

CURRENT FINANCES DECEMBER 31, 1967

Cash	\$74,146.86
Taxes receivable	131,381.38
Tax title liens	800.69
Foreclosed property
Other receivables	21,431.47
Emergencies and deferred charges
State road aid receivable	22,599.00
.....	\$250,359.40
Cash liabilities	\$49,481.34
Reserves for receivables	153,613.54
Surplus revenue	47,264.52
.....	\$250,359.40

DELRAN TOWNSHIP—BURLINGTON COUNTY

Population U. S. Census, 1960—5,327
Estimated Population, 1967—8,790

Land Area 6.85 sq. mi.

Net Valuation Taxable \$44,920,900
Equalized Valuation \$46,147,161

EXPENDITURES FOR 1967

General Government

Administrative and executive	\$69,774.00
Assessment and collection of taxes	9,050.00
Financial administration	5,900.00

Public Safety

Fire protection	22,256.00
Police protection	56,711.00
Other protection	11,025.00
Civil defense and disaster control	1,253.00

Streets and Roads

Repairs and maintenance	52,666.66
Street lighting	20,775.00

Sanitation

Street cleaning	36,000.00
Garbage and trash removal	36,000.00
Sanitary sewers	36,000.00

Health and Welfare

Health services	3,000.00
Welfare—public assistance	2,200.00
Hospitals

Recreation

Benches and boardwalks
Parks and playgrounds
Other recreational services	13,650.00

Education (excl. school districts)

Libraries
Other educational services

Statutory Expenditures

.....	9,638.00
-------	----------

Unclassified Purposes

.....	2,000.00
-------	----------

Total Municipal Functions **\$315,898.66**

Per Capita—Municipal Functions

.....	\$35.94
-------	----------------

Capital Improvements

.....	25,783.32
-------	-----------

Debt Service

Principal payments ..	9,292.00
Interest payments ..	\$9,292.00

Per Capita—Debt Service

.....	\$1.06
-------	---------------

Deferred Charges

.....	6,378.13
-------	----------

Total Municipal Expenditures **\$357,352.11**

Required Payments for Local

School, County, and Special District Taxes	1,139,285.19
--	--------------

TOTAL EXPENDITURES \$1,496,637.30

Reserve for Uncollected Taxes..

.....	\$104,320.00
-------	--------------

GRAND TOTAL \$1,600,957.30

REVENUES REALIZED IN 1967

Surplus revenue appropriated	\$50,000.00
Miscellaneous revenues realized ..	157,609.55
State aid revenues realized	27,405.00
Delinquent tax and lien collections ..	74,949.07
Current tax collections	1,236,445.20
Emergency borrowings

TOTAL REVENUES \$1,546,408.82

CAPITAL OUTLAY (BY ORDINANCE) 1967

Beaches and boardwalks
Buildings and equipment	\$93,706.70
Parks and playgrounds
Sanitary sewers
Streets and roads	10,394.08
Water supply
Other purposes

\$104,100.78

TAXES

Local school taxes	\$915,286.25
County taxes	223,998.94
Special district taxes

Local purpose taxes	\$1,139,285.19
Veteran and senior citizen tax ...	46,800.00

Total tax levy (for rate purposes) **\$1,363,085.19**

Per Capita Total Tax Levy ... \$153.07

General tax rate
Adjusted business personality tax rate	3.38
Adjusted general tax rate	3.00

Current Taxes

1967 taxes levied (total)	\$1,333,523.17
Collected in 1967	1,236,445.20
Per cent of levy collected	92.72
Transferred to liens	90.00
Adjustments	1,532.84
Balance December 31, 1967	\$95,455.13

All Prior Years Taxes Outstanding

Balance January 1, 1967	\$98,111.96
Collected in 1967	74,949.07
Adjustments	+1,818.62
Balance December 31, 1967	\$24,981.51

Tax Title Liens Outstanding

Balance January 1, 1967	\$676.78
Redeemed by cash
Adjustments	190.00
Balance December 31, 1967	\$766.78

Property Acquired by Deed or Foreclosure

Balance January 1, 1967	\$35.00
Sale for cash
Adjustments
Balance December 31, 1967	\$35.00

CAPITAL DEBT, DECEMBER 31, 1967

Authorized—Issued and Unissued

	Gross Debt	Net Debt
School debt	\$1,352,000.00
Self-liquidating debt
Other capital debt	486,100.00	\$486,100.00
	\$1,838,100.00	\$486,100.00
Per Cent	4.70	1.24
Per Capita	\$209.11	\$55.30

Issued and Outstanding

School debt	\$1,352,000.00
Self-liquidating debt
Other capital debt	469,000.00
	\$1,821,000.00

Equalized Valuation Basis \$39,026,140.00

CURRENT FINANCES DECEMBER 31, 1967

Cash	\$603,404.11
Taxes receivable	120,436.64
Tax title liens	766.78
Foreclosed property	35.00
Other receivables
Emergencies and deferred charges ..	4,984.38
State road aid receivable	23,205.00
	\$752,831.91
Cash liabilities	\$509,857.73
Reserves for receivables	121,238.42
Surplus revenue	121,735.76
	\$752,831.91

DEMAREST BOROUGH—BERGEN COUNTY

Population U. S. Census, 1960—4,231
Estimated Population, 1967—5,210

Land Area 2.10 sq. mi.

Net Valuation Taxable \$42,998,497
Equalized Valuation \$43,723,567

EXPENDITURES FOR 1967

General Government	
Administrative and executive	\$52,280.00
Assessment and collection of taxes	13,273.00
Financial administration	4,870.00
Public Safety	
Fire protection	23,846.00
Police protection	85,810.00
Other protection	3,950.00
Civil defense and disaster control	50.00
Streets and Roads	
Repairs and maintenance	48,115.00
Street lighting	12,500.00
Sanitation	
Street cleaning
Garbage and trash removal
Sanitary sewers
Health and Welfare	
Health services	4,540.00
Welfare—public assistance	250.00
Hospitals	1,200.00
Recreation	
Beaches and boardwalks
Parks and playgrounds	15,985.00
Other recreational services	3,750.00
Education (excl. school districts)	
Libraries	1,000.00
Other educational services	390.00
Statutory Expenditures	17,610.00
Unclassified Purposes
Total Municipal Functions	\$289,419.00
Per Capita—Municipal Functions	\$55.55
Capital Improvements	41,000.00
Debt Service	
Principal payments	1,000.00
Interest payments ..	\$1,000.00
Per Capita—Debt Service	\$0.19
Deferred Charges	4,500.00
Total Municipal Expenditures	\$335,919.00
Required Payments for Local School, County, and Special District Taxes	
.....	999,970.85
TOTAL EXPENDITURES	\$1,335,889.85
Reserve for Uncollected Taxes...	\$36,032.00
GRAND TOTAL	\$1,371,921.85
REVENUES REALIZED IN 1967	
Surplus revenue appropriated	\$45,000.00
Miscellaneous revenues realized ..	129,734.57
State aid revenues realized	2,312.00
Delinquent tax and lien collections ..	14,205.81
Current tax collections	1,190,445.58
Emergency borrowings
TOTAL REVENUES	\$1,381,697.96
CAPITAL OUTLAY (BY ORDINANCE) 1967	
Beaches and boardwalks
Buildings and equipment	\$1,112.02
Parks and playgrounds
Sanitary sewers
Streets and roads	12,706.03
Water supply
Other purposes	45,111.60
.....	\$58,929.65

TAXES

Local school taxes	\$852,955.76
County taxes	147,015.09
Special district taxes
.....	\$999,970.85
Local purpose taxes	197,368.00
Veteran and senior citizen tax ...	32,640.00
Total tax levy (for rate purposes)	\$1,229,978.85
Per Capita Total Tax Levy ...	\$236.08
General tax rate
Adjusted business personalty tax rate	6.14
Adjusted general tax rate	2.85
Current Taxes	
1967 taxes levied (total)	\$1,207,152.29
Collected in 1967	1,190,445.58
Per cent of levy collected	98.61
Transferred to liens	228.00
Adjustments	221.70
Balance December 31, 1967	\$16,255.01
All Prior Years Taxes Outstanding	
Balance January 1, 1967	\$14,417.51
Collected in 1967	14,205.81
Adjustments	—211.70
Balance December 31, 1967
Tax Title Liens Outstanding	
Balance January 1, 1967	\$405.01
Redeemed by cash
Adjustments	—228.00
Balance December 31, 1967	\$633.01
Property Acquired by Deed or Foreclosure	
Balance January 1, 1967	\$98,999.00
Sale for cash
Adjustments
Balance December 31, 1967	\$98,999.00

CAPITAL DEBT, DECEMBER 31, 1967

Authorized—Issued and Unissued

	Gross Debt	Net Debt
School debt	\$1,536,452.00
Self-liquidating debt
Other capital debt	92,951.00	\$92,951.00
.....	\$1,629,403.00	\$92,951.00
Per Cent	3.76	0.21
Per Capita	\$312.67	\$17.84

Issued and Outstanding

School debt	\$946,006.00
Self-liquidating debt
Other capital debt	43,000.00
.....	\$989,006.00

Equalized Valuation Basis \$43,288,262.00

CURRENT FINANCES DECEMBER 31, 1967

Cash	\$413,254.29
Taxes receivable	16,257.01
Tax title liens	633.01
Foreclosed property	98,999.00
Other receivables	4,543.57
Emergencies and deferred charges ..	7,500.00
State road aid receivable
.....	\$541,186.88
Cash liabilities	\$251,844.42
Reserves for receivables	120,432.59
Surplus revenue	168,909.87
.....	\$541,186.88

DENVER TOWNSHIP—MORRIS COUNTY

Population U. S. Census, 1960—10,632
Estimated Population, 1967—12,950

Land Area 12.80 sq. ml.

Net Valuation Taxable \$45,864,947
Equalized Valuation \$102,554,412

EXPENDITURES FOR 1967

General Government	
Administrative and executive	\$124,387.84
Assessment and collection of taxes	46,508.00
Financial administration	12,359.00
Public Safety	
Fire protection	44,661.37
Police protection	229,583.63
Other protection	12,275.00
Civil defense and disaster control	2,900.00
Streets and Roads	
Repairs and maintenance	160,909.00
Street lighting	22,200.00
Sanitation	
Street cleaning
Garbage and trash removal	4,150.00
Sanitary sewers
Health and Welfare	
Health services	25,225.00
Welfare—public assistance	2,579.16
Hospitals	2,500.00
Recreation	
Beaches and boardwalks
Parks and playgrounds	19,530.20
Other recreational services	11,719.80
Education (excl. school districts)	
Libraries	54,000.00
Other educational services	1,100.00
Statutory Expenditures	43,197.91
Unclassified Purposes	1,200.00
Total Municipal Functions	\$320,985.91
Per Capita—Municipal Functions	\$63.40
Capital Improvements	127,718.89
Debt Service	32,551.50
Principal payments	\$20,000.00
Interest payments	12,551.50
Per Capita—Debt Service	\$2.51
Deferred Charges	96,788.90
Total Municipal Expenditures	\$1,078,045.20
Required Payments for Local School, County, and Special District Taxes	2,390,789.36
TOTAL EXPENDITURES	\$3,468,834.56
Reserve for Uncollected Taxes...	\$204,190.14
GRAND TOTAL	\$3,673,024.70

REVENUES REALIZED IN 1967

Surplus revenue appropriated	\$18,000.00
Miscellaneous revenues realized	294,505.96
State aid revenues realized	60,635.85
Delinquent tax and lien collections	108,370.75
Current tax collections	2,971,077.07
Emergency borrowings

TOTAL REVENUES \$3,452,589.63

CAPITAL OUTLAY (BY ORDINANCE) 1967

Beaches and boardwalks
Buildings and equipment	\$17,754.02
Parks and playgrounds
Sanitary sewers	128,559.42
Streets and roads	516.75
Water supply	7,535.14
Other purposes	154.35
	\$154,519.68

TAXES

Local school taxes	\$2,018,246.38
County taxes	372,542.98
Special district taxes
Local purpose taxes	\$2,390,789.36
Veteran and senior citizen tax	692,609.03
	77,200.00
Total tax levy (for rate purposes)	\$3,160,598.39

Per Capita Total Tax Levy ... \$244.06

General tax rate
Adjusted business personalty tax rate	9.69
Adjusted general tax rate	6.74

Current Taxes

1967 taxes levied (total)	\$3,112,087.82
Collected in 1967	2,971,077.07
Per cent of levy collected	95.46
Transferred to liens	7,545.43
Adjustments	4,119.11
Balance December 31, 1967	\$129,346.21

All Prior Years Taxes Outstanding

Balance January 1, 1967	\$116,268.73
Collected in 1967	108,370.75
Adjustments	-2,099.63
Balance December 31, 1967	\$5,688.35

Tax Title Liens Outstanding

Balance January 1, 1967	\$17,416.27
Redeemed by cash
Adjustments	+8,808.18
Balance December 31, 1967	\$26,224.45

Property Acquired by Deed or Foreclosure

Balance January 1, 1967	\$3,714.50
Sale for cash
Adjustments	+5,650.00
Balance December 31, 1967	\$9,364.50

CAPITAL DEBT, DECEMBER 31, 1967

Authorized—Issued and Unissued

	Gross Debt	Net Debt
School debt	\$4,183,442.00
Self-liquidating debt	1,306,130.00
Other capital debt	284,054.00	\$284,054.00
	\$5,773,626.00	\$284,054.00

Per Cent	6.12	0.30
Per Capita	\$445.84	\$21.93

Issued and Outstanding

School debt	\$3,002,899.00
Self-liquidating debt	1,014,000.00
Other capital debt	267,000.00
	\$4,283,899.00

Equalized Valuation Basis \$94,288,495.00

CURRENT FINANCES DECEMBER 31, 1967

Cash	\$454,985.61
Taxes receivable	135,034.56
Tax title liens	26,224.45
Foreclosed property	9,364.50
Other receivables	298.70
Emergencies and deferred charges	83,657.95
State road aid receivable
	\$709,565.77
Cash liabilities	\$231,589.15
Reserves for receivables	170,922.21
Surplus revenue	307,054.41
	\$709,565.77

DEPTFORD TOWNSHIP—GLOUCESTER COUNTY

Population U. S. Census, 1960—17,878
Estimated Population, 1960—23,030

Land Area 17.36 sq. ml.

Net Valuation Taxable \$21,801,425
Equalized Valuation \$80,658,790

EXPENDITURES FOR 1967

General Government

Administrative and executive	\$84,190.28
Assessment and collection of taxes ..	34,789.74
Financial administration	8,160.00

Public Safety

Fire protection	5,900.00
Police protection	110,136.13
Other protection	7,701.00
Civil defense and disaster control ..	1,760.00

Streets and Roads

Repairs and maintenance	165,543.70
Street lighting	33,910.00

Sanitation

Street cleaning
Garbage and trash removal	84,927.20
Sanitary sewers

Health and Welfare

Health services	19,953.88
Welfare—public assistance	40,225.00
Hospitals

Recreation

Beaches and boardwalks
Parks and playgrounds	8,550.00
Other recreational services

Education (excl. school districts)

Libraries	8,500.00
Other educational services

Statutory Expenditures

.....	14,000.00
-------	-----------

Unclassified Purposes

.....	300.00
-------	--------

Total Municipal Functions **\$628,546.93**

Per Capita—Municipal Functions

.....	\$27.29
-------	----------------

Capital Improvements

.....	61,905.00
-------	-----------

Debt Service

Principal payments .. \$16,000.00	29,086.94
Interest payments .. 13,086.94	

Per Capita—Debt Service

.....	\$1.26
-------	---------------

Deferred Charges

.....	8,766.65
-------	----------

Total Municipal Expenditures **\$728,305.52**

Required Payments for Local

School, County, and Special
District Taxes	2,045,862.41

TOTAL EXPENDITURES \$2,774,167.93

Reserve for Uncollected Taxes...

.....	\$273,334.85
-------	--------------

GRAND TOTAL \$3,047,502.78

REVENUES REALIZED IN 1967

Surplus revenue appropriated	\$38,000.00
Miscellaneous revenues realized ..	345,726.14
State aid revenues realized	56,660.00
Delinquent tax and lien collections ..	202,366.34
Current tax collections	2,376,310.57
Emergency borrowings

TOTAL REVENUES \$3,019,063.05

CAPITAL OUTLAY (BY ORDINANCE) 1967

Beaches and boardwalks
Buildings and equipment	\$14,145.00
Parks and playgrounds
Sanitary sewers
Streets and roads
Water supply	10,575.65
Other purposes
	\$24,720.65

TAXES

Local school taxes	\$1,624,076.75
County taxes	347,285.66
Special district taxes	74,500.00

\$2,045,862.41

Local purpose taxes	470,736.44
Veteran and senior citizen tax ...	130,720.00

Total tax levy (for rate purposes) \$2,647,318.85

Per Capita Total Tax Levy ... \$114.95

General tax rate
Adjusted business personality tax rate	24.87
Adjusted general tax rate	11.47

Current Taxes

1967 taxes levied (total)	\$2,550,135.55
Collected in 1967	2,376,310.57
Per cent of levy collected	93.18
Transferred to liens	2,077.36
Adjustments	1,607.07
Balance December 31, 1967	\$170,140.55

All Prior Years Taxes Outstanding

Balance January 1, 1967	\$194,086.01
Collected in 1967	181,047.64
Adjustments	—57.86
Balance December 31, 1967	\$12,980.51

Tax Title Liens Outstanding

Balance January 1, 1967	\$93,212.18
Redeemed by cash	21,318.70
Adjustments	—9,580.26
Balance December 31, 1967	\$62,313.22

Property Acquired by Deed or Foreclosure

Balance January 1, 1967	\$112,294.00
Sale for cash	11,200.00
Adjustments	+14,575.00
Balance December 31, 1967	\$115,669.00

CAPITAL DEBT, DECEMBER 31, 1967

Authorized—Issued and Unissued

	Gross Debt	Net Debt
School debt	\$4,781,000.00	\$1,714,990.00
Self-liquidating debt
Other capital debt	415,000.00	415,000.00
	\$5,196,000.00	\$2,129,990.00
Per Cent	6.77	2.77
Per Capita	\$225.62	\$92.49

Issued and Outstanding

School debt	\$3,331,000.00
Self-liquidating debt
Other capital debt	341,000.00
	\$3,672,000.00

Equalized Valuation Basis \$76,650,248.00

CURRENT FINANCES DECEMBER 31, 1967

Cash	\$365,508.79
Taxes receivable	183,121.06
Tax title liens	62,313.22
Foreclosed property	115,669.00
Other receivables	41,466.10
Emergencies and deferred charges ..	22,348.19
State road aid receivable	72,687.96
	\$863,714.32
Cash liabilities	\$113,929.79
Reserves for receivables	402,569.38
Surplus revenue	347,215.15
	\$863,714.32

DOVER TOWN—MORRIS COUNTY

Population U. S. Census, 1960—13,034
Estimated Population, 1967—15,830

Land Area 2.30 sq. mi.

Net Valuation Taxable \$42,038,602
Equalized Valuation \$80,897,409

EXPENDITURES FOR 1967

General Government	
Administrative and executive	\$137,067.24
Assessment and collection of taxes ..	36,499.72
Financial administration	11,280.00
Public Safety	
Fire protection	47,376.99
Police protection	282,410.40
Other protection	7,000.00
Civil defense and disaster control ..	4,000.00
Streets and Roads	
Repairs and maintenance	179,123.31
Street lighting	43,000.00
Sanitation	
Street cleaning	8,697.34
Garbage and trash removal	66,781.37
Sanitary sewers	2,843.69
Health and Welfare	
Health services	58,760.00
Welfare—public assistance	24,728.94
Hospitals	4,000.00
Recreation	
Beaches and boardwalks
Parks and playgrounds	60,361.47
Other recreational services
Education (excl. school districts)	
Libraries	56,566.44
Other educational services	700.00
Statutory Expenditures	
.....	66,789.75
Unclassified Purposes	
.....	1,300.00
Total Municipal Functions	\$1,099,286.66

Per Capita—Municipal Functions	\$69.44
Capital Improvements	78,600.00
Debt Service	107,915.38
Principal payments ..	\$75,000.00
Interest payments ..	32,915.38
Per Capita—Debt Service	\$6.82
Deferred Charges	16,197.38
Total Municipal Expenditures	\$1,301,999.42

Required Payments for Local School, County, and Special District Taxes	1,879,650.97
---	---------------------

TOTAL EXPENDITURES \$3,181,650.39

Reserve for Uncollected Taxes...	\$132,982.95
---	---------------------

GRAND TOTAL \$3,314,633.34

REVENUES REALIZED IN 1967

Surplus revenue appropriated	\$185,000.00
Miscellaneous revenues realized ..	329,420.76
State aid revenues realized	57,000.71
Delinquent tax and lien collections ..	67,067.04
Current tax collections	2,626,210.13
Emergency borrowings

TOTAL REVENUES \$3,264,698.64

CAPITAL OUTLAY (BY ORDINANCE) 1967

Beaches and boardwalks
Buildings and equipment	\$1,849.70
Parks and playgrounds
Sanitary sewers
Streets and roads
Water supply	299,172.16
Other purposes
	\$301,021.86

TAXES

Local school taxes	\$1,586,989.94
County taxes	292,661.03
Special district taxes
	\$1,879,650.97
Local purpose taxes	832,905.62
Veteran and senior citizen tax ...	74,850.00
Total tax levy (for rate purposes)	\$2,787,406.59

Per Capita Total Tax Levy ... \$176.08

General tax rate
Adjusted business personalty tax rate	9.22
Adjusted general tax rate	6.37

Current Taxes	
1967 taxes levied (total)	\$2,728,148.04
Collected in 1967	2,626,210.13
Per cent of levy collected	96.26
Transferred to liens	4,344.98
Adjustments	2,104.79
Balance December 31, 1967	\$95,488.14

All Prior Years Taxes Outstanding	
Balance January 1, 1967	\$79,597.81
Collected in 1967	66,192.04
Adjustments	—2,586.86
Balance December 31, 1967	\$10,818.91

Tax Title Liens Outstanding	
Balance January 1, 1967	\$12,270.48
Redeemed by cash	875.00
Adjustments	+5,597.12
Balance December 31, 1967	\$16,992.60

Property Acquired by Deed or Foreclosure	
Balance January 1, 1967	\$23,160.00
Sale for cash
Adjustments
Balance December 31, 1967	\$23,160.00

CAPITAL DEBT, DECEMBER 31, 1967

Authorized—Issued and Unissued			
	Gross Debt	Net Debt	
School debt	\$3,212,000.00	\$140,151.00	
Self-liquidating debt ..	978,000.00	875.00	
Other capital debt	981,000.00	981,000.00	
	\$5,171,000.00	\$1,121,151.00	

Per Cent	6.73	1.45
Per Capita	\$326.66	\$70.82

Issued and Outstanding

School debt	\$3,212,000.00
Self-liquidating debt	953,000.00
Other capital debt	981,000.00
	\$5,146,000.00

Equalized Valuation Basis \$76,796,225.00

CURRENT FINANCES DECEMBER 31, 1967

Cash	\$247,180.54
Taxes receivable	106,307.05
Tax title liens	16,932.60
Foreclosed property	23,160.00
Other receivables	1,575.00
Emergencies and deferred charges ..	31,660.19
State road aid receivable	39,329.29
	\$466,204.67
Cash liabilities	\$177,073.49
Reserves for receivables	148,034.65
Surplus revenue	141,096.53
	\$466,204.67

DOVER TOWNSHIP—OCEAN COUNTY

Population U. S. Census, 1960—17,414
Estimated Population, 1967—27,710

Land Area 44.03 sq. mi.

Net Valuation Taxable \$288,218,938
Equalized Valuation \$326,910,480

EXPENDITURES FOR 1967

General Government	
Administrative and executive	\$452,150.00
Assessment and collection of taxes	127,000.00
Financial administration	20,000.00
Public Safety	
Fire protection	4,000.00
Police protection	684,221.00
Other protection	67,650.00
Civil defense and disaster control	13,360.00
Streets and Roads	
Repairs and maintenance	402,800.00
Street lighting	100,000.00
Sanitation	
Street cleaning	24,500.00
Garbage and trash removal	254,071.50
Sanitary sewers
Health and Welfare	
Health services	50,500.00
Welfare—public assistance	18,000.00
Hospitals	20,000.00
Recreation	
Beaches and boardwalks	51,080.36
Parks and playgrounds	70,819.64
Other recreational services	18,200.00
Education (excl. school districts)	
Libraries	44,000.00
Other educational services	29,050.00
Statutory Expenditures	133,652.49
Unclassified Purposes	3,000.00
Total Municipal Functions	\$2,588,054.99
Per Capita—Municipal Functions	\$93.40
Capital Improvements	392,452.22
Debt Service	96,865.25
Principal payments	\$78,000.00
Interest payments	18,865.25
Per Capita—Debt Service	\$3.50
Deferred Charges
Total Municipal Expenditures	\$3,077,372.46
Required Payments for Local School, County, and Special District Taxes	6,954,685.83
TOTAL EXPENDITURES	\$10,032,058.29
Reserve for Uncollected Taxes	\$537,249.02
GRAND TOTAL	\$10,569,307.31

REVENUES REALIZED IN 1967

Surplus revenue appropriated	\$800,000.00
Miscellaneous revenues realized ..	1,088,779.46
State aid revenues realized	104,448.48
Delinquent tax and lien collections ..	425,121.86
Current tax collections	8,105,088.70
Emergency borrowings
TOTAL REVENUES	\$10,523,438.50

CAPITAL OUTLAY (BY ORDINANCE) 1967

Beaches and boardwalks	\$35,155.00
Buildings and equipment	72,160.88
Parks and playgrounds	150,980.26
Sanitary sewers
Streets and roads	207,893.27
Water supply
Other purposes	238,857.90
TOTAL	\$705,047.31

TAXES

Local school taxes	\$5,175,030.31
County taxes	1,662,155.52
Special district taxes	117,500.00
Local purpose taxes	\$6,954,685.83
Veteran and senior citizen tax	228,220.00
Total tax levy (for rate purposes)	\$8,505,275.31
Per Capita Total Tax Levy	\$306.94
General tax rate	2.91
Adjusted business personality tax rate
Adjusted general tax rate
Current Taxes	
1967 taxes levied (total)	\$8,674,862.32
Collected in 1967	8,105,088.70
Per cent of levy collected	93.43
Transferred to liens	29,954.93
Adjustments	30,278.50
Balance December 31, 1967	\$509,540.19
All Prior Years Taxes Outstanding	
Balance January 1, 1967	\$417,024.35
Collected in 1967	402,426.84
Adjustments	+880.00
Balance December 31, 1967	\$15,477.51
Tax Title Liens Outstanding	
Balance January 1, 1967	\$60,680.89
Redeemed by cash	22,695.02
Adjustments	+26,736.48
Balance December 31, 1967	\$84,722.35
Property Acquired by Deed or Foreclosure	
Balance January 1, 1967	\$261,575.00
Sale for cash	26,795.02
Adjustments	+5,151.00
Balance December 31, 1967	\$240,000.00

CAPITAL DEBT, DECEMBER 31, 1967

Authorized—Issued and Unissued

	Gross Debt	Net Debt
School debt	\$11,027,459.00
Self-liquidating debt
Other capital debt	1,261,000.00	1,261,000.00
	<u>\$12,288,459.00</u>	<u>\$1,261,000.00</u>
Per Cent	4.24	0.43
Per Capita	\$443.47	\$45.51

Issued and Outstanding

School debt	\$8,106,941.00
Self-liquidating debt
Other capital debt	988,000.00
	<u>\$9,094,941.00</u>

Equalized Valuation Basis \$289,484,428.00

CURRENT FINANCES DECEMBER 31, 1967

Cash	\$2,046,702.46
Taxes receivable	525,017.70
Tax title liens	84,722.35
Foreclosed property	240,000.00
Other receivables	7,729.11
Emergencies and deferred charges ..	82,307.00
State road aid receivable	<u>\$2,986,478.62</u>
Cash liabilities	\$1,501,610.26
Reserves for receivables	857,469.16
Surplus revenue	627,399.20
	<u>\$2,986,478.62</u>

DOWNE TOWNSHIP—CUMBERLAND COUNTY

Population U. S. Census, 1960—1,870
Estimated Population, 1967—1,980

Land Area 53.80 sq. mi.

Net Valuation Taxable \$2,733,670
Equalized Valuation \$7,464,949

EXPENDITURES FOR 1967

General Government	
Administrative and executive	\$8,748.41
Assessment and collection of taxes ..	7,700.00
Financial administration	1,900.00
Public Safety	
Fire protection
Police protection	1,850.00
Other protection	480.00
Civil defense and disaster control ..	150.00
Streets and Roads	
Repairs and maintenance	20,142.77
Street lighting	5,315.00
Sanitation	
Street cleaning
Garbage and trash removal	5,600.00
Sanitary sewers
Health and Welfare	
Health services	600.00
Welfare—public assistance	700.00
Hospitals	500.00
Recreation	
Beaches and boardwalks
Parks and playgrounds
Other recreational services	300.00
Education (excl. school districts)	
Libraries
Other educational services
Statutory Expenditures	
.....	200.00
Unclassified Purposes	
.....	200.00
Total Municipal Functions	\$54,386.18

Per Capita—Municipal Functions	\$27.47
Capital Improvements	16,452.22
Debt Service
Principal payments
Interest payments
Per Capita—Debt Service
Deferred Charges	4,640.00
Total Municipal Expenditures	\$75,478.40
Required Payments for Local School, County, and Special District Taxes	
.....	201,792.79
TOTAL EXPENDITURES	\$277,271.19
Reserve for Uncollected Taxes...	\$46,388.00
GRAND TOTAL	\$323,659.19

REVENUES REALIZED IN 1967

Surplus revenue appropriated	\$20,000.00
Miscellaneous revenues realized ..	47,480.92
State aid revenues realized	20,988.00
Delinquent tax and lien collections ..	34,097.89
Current tax collections	201,112.77
Emergency borrowings

TOTAL REVENUES \$323,679.58

CAPITAL OUTLAY (BY ORDINANCE) 1967

Beaches and boardwalks
Buildings and equipment
Parks and playgrounds
Sanitary sewers
Streets and roads
Water supply
Other purposes

TAXES

Local school taxes	\$131,496.90
County taxes	59,977.14
Special district taxes	10,318.75
.....	\$201,792.79
Local purpose taxes	27,439.99
Veteran and senior citizen tax ...	15,410.00
Total tax levy (for rate purposes)	\$244,642.78
Per Capita Total Tax Levy ...	
.....	\$123.56
General tax rate
Adjusted business personality tax rate	11.03
Adjusted general tax rate	8.27
Current Taxes	
1967 taxes levied (total)	\$230,427.91
Collected in 1967	201,112.77
Per cent of levy collected	87.27
Transferred to liens	1,837.98
Adjustments	968.21
Balance December 31, 1967	\$26,508.95
All Prior Years Taxes Outstanding	
Balance January 1, 1967	\$56,498.74
Collected in 1967	30,019.20
Adjustments	5,544.43
Balance December 31, 1967	\$20,935.11
Tax Title Liens Outstanding	
Balance January 1, 1967	\$7,630.36
Redeemed by cash	4,078.69
Adjustments	+7,552.76
Balance December 31, 1967	\$11,104.43

Property Acquired by Deed or Foreclosure

Balance January 1, 1967	\$1,200.00
Sale for cash
Adjustments
Balance December 31, 1967	\$1,200.00

CAPITAL DEBT, DECEMBER 31, 1967

Authorized—Issued and Unissued

	Gross Debt	Net Debt
School debt
Self-liquidating debt
Other capital debt
.....
Per Cent
Per Capita

Issued and Outstanding

School debt
Self-liquidating debt
Other capital debt

Equalized Valuation Basis \$6,492,531.00

CURRENT FINANCES DECEMBER 31, 1967

Cash	\$151,015.55
Taxes receivable	47,444.06
Tax title liens	11,104.43
Foreclosed property	1,200.00
Other receivables	68.64
Emergencies and deferred charges ..	2,438.41
State road aid receivable	14,226.54
.....	\$227,497.63
Cash liabilities	\$87,701.19
Reserves for receivables	59,817.13
Surplus revenue	79,979.31
.....	\$227,497.63

DUMONT BOROUGH—BERGEN COUNTY

Population U. S. Census, 1960—18,882
Estimated Population, 1967—20,450

Land Area 1.80 sq. mi.

Net Valuation Taxable \$100,565,207
Equalized Valuation \$122,969,226

EXPENDITURES FOR 1967

General Government

Administrative and executive	\$128,862.00
Assessment and collection of taxes ..	28,341.00
Financial administration	3,500.00

Public Safety

Fire protection	57,525.00
Police protection	326,811.00
Other protection	5,565.00
Civil defense and disaster control ..	1,550.00

Streets and Roads

Repairs and maintenance	175,121.00
Street lighting	25,500.00

Sanitation

Street cleaning	95,000.00
Garbage and trash removal	138,222.26
Sanitary sewers	

Health and Welfare

Health services	15,084.00
Welfare—public assistance	6,668.00
Hospitals	

Recreation

Beaches and boardwalks	
Parks and playgrounds	25,165.00
Other recreational services	

Education (excl. school districts)

Libraries	52,000.00
Other educational services	3,000.00

Statutory Expenditures

	63,365.25
--	-----------

Unclassified Purposes

Total Municipal Functions \$1,151,279.51

Per Capita—Municipal Functions \$56.30

Capital Improvements 41,800.32

Debt Service 80,912.50

Principal payments ..	\$67,000.00
Interest payments ..	13,912.50

Per Capita—Debt Service \$3.96

Deferred Charges 9,333.00

Total Municipal Expenditures \$1,283,325.33

Required Payments for Local

School, County, and Special District Taxes	2,783,257.74
--	--------------

TOTAL EXPENDITURES \$4,066,583.07

Reserve for Uncollected Taxes... \$92,815.82

GRAND TOTAL \$4,159,398.89

REVENUES REALIZED IN 1967

Surplus revenue appropriated	\$175,000.00
Miscellaneous revenues realized ..	305,785.99
State aid revenues realized	42,692.00
Delinquent tax and lien collections ..	50,000.46
Current tax collections	3,566,684.16
Emergency borrowings	

TOTAL REVENUES \$4,140,162.61

CAPITAL OUTLAY (BY ORDINANCE) 1967

Beaches and boardwalks	
Buildings and equipment	\$5,790.01
Parks and playgrounds	
Sanitary sewers	13,388.09
Streets and roads	33,551.17
Water supply	
Other purposes	
	\$52,729.27

TAXES

Local school taxes	\$2,368,689.73
County taxes	414,568.01
Special district taxes	

	\$2,783,257.74
Local purpose taxes	822,520.27
Veteran and senior citizen tax ...	132,970.00

Total tax levy (for rate purposes) \$3,738,748.01

Per Capita Total Tax Levy ... \$182.82

General tax rate	
Adjusted business personalty tax rate	5.88
Adjusted general tax rate	3.67

Current Taxes

1967 taxes levied (total)	\$3,619,006.42
Collected in 1967	3,566,684.16
Per cent of levy collected	98.55
Transferred to liens	843.64
Adjustments	5,330.25
Balance December 31, 1967	\$46,148.37

All Prior Years Taxes Outstanding

Balance January 1, 1967	\$51,023.13
Collected in 1967	49,815.46
Adjustments	+424.26
Balance December 31, 1967	\$1,631.93

Tax Title Liens Outstanding

Balance January 1, 1967	\$6,746.86
Redeemed by cash	185.00
Adjustments	+843.64
Balance December 31, 1967	\$7,405.50

Property Acquired by Deed or Foreclosure

Balance January 1, 1967	\$53,181.00
Sale for cash	16,045.50
Adjustments	+12,390.50
Balance December 31, 1967	\$49,526.00

CAPITAL DEBT, DECEMBER 31, 1967

Authorized—Issued and Unissued

	Gross Debt	Net Debt
School debt	\$2,806,000.00	
Self-liquidating debt ..		
Other capital debt ...	536,970.00	\$536,970.00
	\$3,342,970.00	\$536,970.00
Per Cent	2.80	0.45
Per Capita	\$163.47	\$26.26

Issued and Outstanding

School debt	\$2,806,000.00
Self-liquidating debt	
Other capital debt	374,850.00
	\$3,180,850.00

Equalized Valuation Basis \$119,199,904.00

CURRENT FINANCES DECEMBER 31, 1967

Cash	\$437,635.17
Taxes receivable	47,780.30
Tax title liens	7,405.50
Foreclosed property	49,526.00
Other receivables	50,671.57
Emergencies and deferred charges ..	33,800.32
State road aid receivable	33,271.00
	\$660,089.86
Cash liabilities	\$97,333.37
Reserves for receivables	155,383.37
Surplus revenue	407,373.12
	\$660,089.86

DUNELLEN BOROUGH—MIDDLESEX COUNTY

Population U. S. Census, 1960—6,840
Estimated Population, 1967—7,810

Land Area 1.00 sq. mi.

Net Valuation Taxable \$22,941,435
Equalized Valuation \$47,886,338

EXPENDITURES FOR 1967

General Government	
Administrative and executive	\$57,107.18
Assessment and collection of taxes ..	16,200.00
Financial administration	4,500.00
Public Safety	
Fire protection	23,620.00
Police protection	171,158.59
Other protection	1,900.00
Civil defense and disaster control ..	1,450.00
Streets and Roads	
Repairs and maintenance	62,341.68
Street lighting	15,700.00
Sanitation	
Street cleaning
Garbage and trash removal
Sanitary sewers	29,900.00
Health and Welfare	
Health services	7,150.00
Welfare—public assistance	5,003.00
Hospitals	1,500.00
Recreation	
Benches and boardwalks
Parks and playgrounds	1,900.00
Other recreational services	18,834.20
Education (excl. school districts)	
Libraries	7,400.00
Other educational services
Statutory Expenditures	23,573.00
Unclassified Purposes	2,500.00
Total Municipal Functions	\$451,737.65
Per Capita—Municipal Functions ..	\$57.84
Capital Improvements	16,100.00
Debt Service	67,239.50
Principal payments .. \$53,500.00	
Interest payments .. 13,739.50	
Per Capita—Debt Service	\$8.61
Deferred Charges	14,440.92
Total Municipal Expenditures	\$549,518.07
Required Payments for Local School, County, and Special District Taxes	1,038,973.92
TOTAL EXPENDITURES	\$1,588,491.99
Reserve for Uncollected Taxes... ..	\$75,889.03
GRAND TOTAL	\$1,664,381.02

REVENUES REALIZED IN 1967

Surplus revenue appropriated	\$28,000.00
Miscellaneous revenues realized ..	127,273.10
State aid revenues realized	22,111.60
Delinquent tax and lien collections ..	59,118.61
Current tax collections	1,360,961.00
Emergency borrowings
TOTAL REVENUES	\$1,597,464.31
CAPITAL OUTLAY (BY ORDINANCE) 1967	
Beaches and boardwalks
Buildings and equipment	\$32,824.48
Parks and playgrounds	25.12
Sanitary sewers
Streets and roads
Water supply
Other purposes
	\$32,849.60

TAXES

Local school taxes	\$799,354.50
County taxes	239,619.42
Special district taxes
	\$1,038,973.92
Local purpose taxes	377,750.10
Veteran and senior citizen tax ...	47,970.00
Total tax levy (for rate purposes) ..	\$1,464,694.02
Per Capita Total Tax Levy ...	\$187.54
General tax rate
Adjusted business personality tax rate	8.69
Adjusted general tax rate	6.08
Current Taxes	
1967 taxes levied (total)	\$1,422,083.54
Collected in 1967	1,360,961.00
Per cent of levy collected	95.70
Transferred to liens
Adjustments
Balance December 31, 1967	\$61,122.54
All Prior Years Taxes Outstanding	
Balance January 1, 1967	\$83,478.22
Collected in 1967	58,160.04
Adjustments
Balance December 31, 1967	\$25,318.18
Tax Title Liens Outstanding	
Balance January 1, 1967	\$3,978.54
Redeemed by cash	958.57
Adjustments
Balance December 31, 1967	\$3,019.97
Property Acquired by Deed or Foreclosure	
Balance January 1, 1967	\$900.00
Sale for cash
Adjustments
Balance December 31, 1967	\$900.00

CAPITAL DEBT, DECEMBER 31, 1967

Authorized—Issued and Unissued		
	Gross Debt	Net Debt
School debt	\$1,053,000.00
Self-liquidating debt
Other capital debt	371,000.00	\$370,003.00
	\$1,424,000.00	\$370,003.00
Per Cent	3.42	0.88
Per Capita	\$182.33	\$47.38

Issued and Outstanding

School debt	\$1,053,000.00
Self-liquidating debt
Other capital debt	371,000.00
	\$1,424,000.00

Equalized Valuation Basis \$41,593,396.00

CURRENT FINANCES DECEMBER 31, 1967

Cash	\$141,848.13
Taxes receivable	86,440.72
Tax title liens	3,019.97
Foreclosed property	900.00
Other receivables	1,764.59
Emergencies and deferred charges ..	17,583.44
State road aid receivable	13,206.00
	\$264,762.85
Cash liabilities	\$138,296.23
Reserves for receivables	32,125.28
Surplus revenue	34,341.34
	\$264,762.85

EAGLESWOOD TOWNSHIP—OCEAN COUNTY

Population U. S. Census, 1960—766
Estimated Population, 1967—790

Land Area 17.10 sq. mi.

Net Valuation Taxable \$5,127,740
Equalized Valuation \$4,859,664

EXPENDITURES FOR 1967

General Government	
Administrative and executive	\$7,400.00
Assessment and collection of taxes	5,400.00
Financial administration	1,300.00
Public Safety	
Fire protection	2,000.00
Police protection	2,550.00
Other protection
Civil defense and disaster control	100.00
Streets and Roads	
Repairs and maintenance	6,500.00
Street lighting	4,900.00
Sanitation	
Street cleaning
Garbage and trash removal	5,000.00
Sanitary sewers
Health and Welfare	
Health services	2,125.00
Welfare—public assistance	1,100.00
Hospitals
Recreation	
Beaches and boardwalks
Parks and playgrounds
Other recreational services
Education (excl. school districts)	
Libraries
Other educational services
Statutory Expenditures	500.00
Unclassified Purposes	75.00
Total Municipal Functions	\$38,950.00
Per Capita—Municipal Functions	\$49.30
Capital Improvements	11,737.77
Debt Service	
Principal payments
Interest payments
Per Capita—Debt Service
Deferred Charges	3,400.00
Total Municipal Expenditures	\$54,087.77
Required Payments for Local School, County, and Special District Taxes	140,994.63
TOTAL EXPENDITURES	\$195,082.40
Reserve for Uncollected Taxes...	\$28,926.23
GRAND TOTAL	\$224,008.63

REVENUES REALIZED IN 1967

Surplus revenue appropriated	\$13,200.00
Miscellaneous revenues realized ..	38,340.99
State aid revenues realized	11,873.00
Delinquent tax and lien collections ..	23,403.04
Current tax collections	117,824.12
Emergency borrowings
TOTAL REVENUES	\$204,641.15

CAPITAL OUTLAY (BY ORDINANCE) 1967

Beaches and boardwalks
Buildings and equipment
Parks and playgrounds
Sanitary sewers
Streets and roads
Water supply
Other purposes

TAXES

Local school taxes	\$115,347.00
County taxes	25,647.63
Special district taxes
	\$140,994.63
Local purpose taxes	3,700.00
Veteran and senior citizen tax ...	8,070.00
Total tax levy (for rate purposes)	\$152,764.63
Per Capita Total Tax Levy ...	\$193.37
General tax rate
Adjusted business personalty tax rate	3.24
Adjusted general tax rate	2.98
Current Taxes	
1967 taxes levied (total)	\$145,733.16
Collected in 1967	117,824.12
Per cent of levy collected	80.84
Transferred to liens	1,800.00
Adjustments
Balance December 31, 1967	\$26,109.04
All Prior Years Taxes Outstanding	
Balance January 1, 1967	\$26,079.69
Collected in 1967	19,195.76
Adjustments	—689.45
Balance December 31, 1967	\$6,194.48
Tax Title Liens Outstanding	
Balance January 1, 1967	\$10,373.66
Redeemed by cash	4,207.28
Adjustments	—1,722.50
Balance December 31, 1967	\$8,888.88
Property Acquired by Deed or Foreclosure	
Balance January 1, 1967	\$12,795.00
Sale for cash
Adjustments
Balance December 31, 1967	\$12,795.00

CAPITAL DEBT, DECEMBER 31, 1967

Authorized—Issued and Unissued		
	Gross Debt	Net Debt
School debt	\$175,000.00	\$50,715.00
Self-liquidating debt
Other capital debt	11,400.00	11,400.00
	\$186,400.00	\$62,115.00
Per Cent	3.74	1.25
Per Capita	\$235.95	\$78.63
Issued and Outstanding		
School debt
Self-liquidating debt
Other capital debt

Equalized Valuation Basis \$4,971,413.00

CURRENT FINANCES DECEMBER 31, 1967

Cash	\$136,172.79
Taxes receivable	22,303.52
	\$388.88
Tax title liens	12,795.00
Foreclosed property	10,366.43
Other receivables	11,600.00
Emergencies and deferred charges ..	11,015.25
State road aid receivable
	\$223,141.87
Cash liabilities	\$133,059.60
Reserves for receivables	64,353.83
Surplus revenue	25,728.44
	\$223,141.87

EASTAMPTON TOWNSHIP—BURLINGTON COUNTY

Population U. S. Census, 1960—1,402
Estimated Population, 1967—2,400

Land Area 5.73 sq. mi.

Net Valuation Taxable \$7,759,585
Equalized Valuation \$9,798,042

EXPENDITURES FOR 1967

General Government	
Administrative and executive	\$14,763.30
Assessment and collection of taxes	3,148.00
Financial administration	1,923.30
Public Safety	
Fire protection	5,900.00
Police protection	5,154.70
Other protection	993.00
Civil defense and disaster control	800.00
Streets and Roads	
Repairs and maintenance	11,130.00
Street lighting	3,730.00
Sanitation	
Street cleaning	9,817.00
Garbage and trash removal	11,172.56
Sanitary sewers	
Health and Welfare	
Health services	647.71
Welfare—public assistance	2,201.99
Hospitals	
Recreation	
Benches and boardwalks	800.00
Parks and playgrounds	
Other recreational services	
Education (excl. school districts)	
Libraries	45.00
Other educational services	
Statutory Expenditures	
.....	400.00
Unclassified Purposes	
.....	100.00
Total Municipal Functions	\$72,726.56
Per Capita—Municipal Functions	
.....	\$30.30
Capital Improvements	
.....	5,600.00
Debt Service	
Principal payments	1,470.00
Interest payments	\$1,200.00
.....	270.00
Per Capita—Debt Service	
.....	\$0.61
Deferred Charges	
.....	3,805.46
Total Municipal Expenditures	\$83,602.02
Required Payments for Local School, County, and Special District Taxes	
.....	250,505.13
TOTAL EXPENDITURES	\$334,107.15
Reserve for Uncollected Taxes...	
.....	\$28,646.00
GRAND TOTAL	\$362,753.15

REVENUES REALIZED IN 1967

Surplus revenue appropriated	\$20,000.00
Miscellaneous revenues realized	58,087.53
State aid revenues realized	5,350.00
Delinquent tax and lien collections	23,455.28
Current tax collections	264,553.54
Emergency borrowings	
TOTAL REVENUES	\$371,446.35

CAPITAL OUTLAY (BY ORDINANCE) 1967

Beaches and boardwalks	
Buildings and equipment	
Parks and playgrounds	
Sanitary sewers	
Streets and roads	21,910.89
Water supply	
Other purposes	

TAXES

Local school taxes	\$202,944.15
County taxes	47,560.98
Special district taxes	
Local purpose taxes	\$250,505.13
Veteran and senior citizen tax	19,421.46
.....	9,710.00
Total tax levy (for rate purposes)	\$279,636.59
Per Capita Total Tax Levy	
.....	\$116.52
General tax rate	
Adjusted business personalty tax rate	4.33
Adjusted general tax rate	3.58
Current Taxes	
1967 taxes levied (total)	\$283,306.07
Collected in 1967	264,553.54
Per cent of levy collected	93.38
Transferred to liens	
Adjustments	1,061.50
Balance December 31, 1967	\$17,691.03
All Prior Years Taxes Outstanding	
Balance January 1, 1967	\$24,772.72
Collected in 1967	23,455.28
Adjustments	
Balance December 31, 1967	\$1,317.44
Tax Title Liens Outstanding	
Balance January 1, 1967	
Redeemed by cash	
Adjustments	
Balance December 31, 1967	
Property Acquired by Deed or Foreclosure	
Balance January 1, 1967	
Sale for cash	
Adjustments	
Balance December 31, 1967	

CAPITAL DEBT, DECEMBER 31, 1967

Authorized—Issued and Unissued

	Gross Debt	Net Debt
School debt	\$409,813.00	
Self-liquidating debt		
Other capital debt	9,600.00	\$9,600.00
	\$419,413.00	\$9,600.00
Per Cent	4.68	0.10
Per Capita	\$174.75	\$4.00

Issued and Outstanding

School debt	\$409,813.00
Self-liquidating debt	
Other capital debt	9,600.00
	\$419,413.00

Equalized Valuation Basis \$8,944,620.00

CURRENT FINANCES DECEMBER 31, 1967

Cash	\$148,559.39
Taxes receivable	19,008.47
Tax title liens	
Foreclosed property	
Other receivables	2,902.42
Emergencies and deferred charges	13,821.56
State road aid receivable	3,488.00
	\$187,779.84
Cash liabilities	\$113,885.66
Reserves for receivables	21,910.89
Surplus revenue	51,983.29
	\$187,779.84

EAST AMWELL TOWNSHIP—HUNTERDON COUNTY

Population U. S. Census, 1960—1,981
Estimated Population, 1967—2,350

Land Area 27.80 sq. ml.

Net Valuation Taxable \$17,805,793
Equalized Valuation \$22,768,676

EXPENDITURES FOR 1967

General Government

Administrative and executive	\$19,000.00
Assessment and collection of taxes	9,000.00
Financial administration	2,800.00

Public Safety

Fire protection	2,550.00
Police protection	4,600.00
Other protection	950.00
Civil defense and disaster control	200.00

Streets and Roads

Repairs and maintenance	40,635.56
Street lighting	600.00

Sanitation

Street cleaning
Garbage and trash removal
Sanitary sewers

Health and Welfare

Health services	1,650.00
Welfare—public assistance	1,700.00
Hospitals

Recreation

Beaches and boardwalks
Parks and playgrounds
Other recreational services

Education (excl. school districts)

Libraries
Other educational services

Statutory Expenditures

.....	1,800.00
-------	----------

Unclassified Purposes

.....	200.00
-------	--------

Total Municipal Functions **\$85,685.56**

Per Capita—Municipal Functions

\$36.46

Capital Improvements

22,972.22

Debt Service

Principal payments
Interest payments

Per Capita—Debt Service

Deferred Charges

28.77

Total Municipal Expenditures **\$108,686.55**

Required Payments for Local

School, County, and Special District Taxes	469,007.38
--	------------

TOTAL EXPENDITURES

\$577,693.93

Reserve for Uncollected Taxes...

\$148,248.40

GRAND TOTAL

\$725,942.33

REVENUES REALIZED IN 1967

Surplus revenue appropriated	\$35,000.00
Miscellaneous revenues realized ..	48,485.69
State aid revenues realized	20,932.00
Delinquent tax and lien collections ..	41,675.15
Current tax collections	465,815.45
Emergency borrowings

TOTAL REVENUES **\$611,908.29**

CAPITAL OUTLAY (BY ORDINANCE) 1967

Beaches and boardwalks
Buildings and equipment
Parks and playgrounds
Sanitary sewers
Streets and roads
Water supply
Other purposes

TAXES

Local school taxes	\$374,780.90
County taxes	94,226.48
Special district taxes

Local purpose taxes	\$469,007.38
Veteran and senior citizen tax ..	132,452.95
.....	13,920.00

Total tax levy (for rate purposes) **\$615,380.33**

Per Capita Total Tax Levy

\$261.86

General tax rate
Adjusted business personality tax rate	13.79
Adjusted general tax rate	3.30

Current Taxes

1967 taxes levied (total)	\$606,345.31
Collected in 1967	465,815.45
Per cent of levy collected	76.82
Transferred to liens
Adjustments	2,202.83
Balance December 31, 1967	\$138,327.03

All Prior Years Taxes Outstanding

Balance January 1, 1967	\$107,333.26
Collected in 1967	41,675.15
Adjustments	—1,884.65
Balance December 31, 1967	\$63,773.46

Tax Title Liens Outstanding

Balance January 1, 1967
Redeemed by cash
Adjustments
Balance December 31, 1967

Property Acquired by Deed or Foreclosure

Balance January 1, 1967
Sale for cash
Adjustments
Balance December 31, 1967

CAPITAL DEBT, DECEMBER 31, 1967

Authorized—Issued and Unissued

	Gross Debt	Net Debt
School debt	\$854,854.00
Self-liquidating debt
Other capital debt
	\$854,854.00
Per Cent	3.90
Per Capita	\$363.77

Issued and Outstanding

School debt	\$431,821.00
Self-liquidating debt
Other capital debt
	\$431,821.00

Equalized Valuation Basis **\$21,865,036.00**

CURRENT FINANCES DECEMBER 31, 1967

Cash	\$143,395.61
Taxes receivable	202,100.49
Tax title liens
Foreclosed property
Other receivables	1,539.28
Emergencies and deferred charges ..	219.92
State road aid receivable	15,275.00
	\$362,530.30
Cash liabilities	\$35,701.47
Reserves for receivables	203,639.77
Surplus revenue	123,189.06
	\$362,530.30

EAST BRUNSWICK TOWNSHIP—MIDDLESEX COUNTY

Population U. S. Census, 1960—19,965
Estimated Population, 1967—30,660

Land Area 21.50 sq. mi.

Net Valuation Taxable \$91,521,089
Equalized Valuation \$194,652,953

EXPENDITURES FOR 1967	
General Government	
Administrative and executive	\$318,197.00
Assessment and collection of taxes	74,169.00
Financial administration	18,452.00
Public Safety	
Fire protection	22,136.00
Police protection	432,887.00
Other protection	42,514.00
Civil defense and disaster control	9,612.00
Streets and Roads	
Repairs and maintenance	229,149.60
Street lighting	59,696.00
Sanitation	
Street cleaning	
Garbage and trash removal	179,125.00
Sanitary sewers	50.00
Health and Welfare	
Health services	45,175.00
Welfare—public assistance	10,130.00
Hospitals	3,500.00
Recreation	
Beaches and boardwalks	
Parks and playgrounds	27,693.00
Other recreational services	54,875.00
Education (excl. school districts)	
Libraries	61,200.00
Other educational services	1,600.00
Statutory Expenditures	
	78,297.40
Unclassified Purposes	
	2,000.00
Total Municipal Functions	\$1,670,458.00
Per Capita—Municipal Functions	
	\$54.48
Capital Improvements	
	167,000.00
Debt Service	
Principal payments	\$1,500.00
Interest payments	74,243.25
Per Capita—Debt Service	
	\$2.47
Deferred Charges	
	19,660.20
Total Municipal Expenditures	\$1,932,861.45
Required Payments for Local School, County, and Special District Taxes	
	5,620,141.24
TOTAL EXPENDITURES	\$7,553,002.69
Reserve for Uncollected Taxes...	
	\$424,442.55
GRAND TOTAL	\$7,977,445.24

REVENUES REALIZED IN 1967	
Surplus revenue appropriated	\$146,000.00
Miscellaneous revenues realized	653,059.18
State aid revenues realized	81,046.09
Delinquent tax and lien collections	273,021.47
Current tax collections	6,757,413.10
Emergency borrowings	
TOTAL REVENUES	\$7,910,539.84

CAPITAL OUTLAY (BY ORDINANCE) 1967	
Beaches and boardwalks	
Buildings and equipment	\$264,532.18
Parks and playgrounds	156,100.13
Sanitary sewers	
Streets and roads	280,381.69
Water supply	31,786.92
Other purposes	114,897.84
	\$847,698.76

TAXES	
Local school taxes	\$4,652,621.00
County taxes	967,520.24
Special district taxes	
	\$5,620,141.24
Local purpose taxes	1,259,090.00
Veteran and senior citizen tax	169,780.00
Total tax levy (for rate purposes)	\$7,049,011.24
Per Capita Total Tax Levy ...	
	\$229.91
General tax rate	
Adjusted business personalty tax rate	14.09
Adjusted general tax rate	7.48
Current Taxes	
1967 taxes levied (total)	\$7,158,913.76
Collected in 1967	6,757,413.10
Per cent of levy collected	94.39
Transferred to liens	
Adjustments	17,970.71
Balance December 31, 1967	\$383,529.95
All Prior Years Taxes Outstanding	
Balance January 1, 1967	\$456,683.59
Collected in 1967	252,163.19
Adjustments	+48,687.34
Balance December 31, 1967	\$253,207.74
Tax Title Liens Outstanding	
Balance January 1, 1967	\$123,877.18
Redeemed by cash	20,858.28
Adjustments	+7,430.63
Balance December 31, 1967	\$110,449.53
Property Acquired by Deed or Foreclosure	
Balance January 1, 1967	\$113,876.00
Sale for cash	
Adjustments	
Balance December 31, 1967	\$113,876.00

CAPITAL DEBT, DECEMBER 31, 1967		
Authorized—Issued and Unissued		
	Gross Debt	Net Debt
School debt	\$9,214,000.00	\$2,309,839.00
Self-liquidating debt	1,885,000.00	
Other capital debt	2,816,500.00	2,816,500.00
	\$13,915,500.00	\$5,126,339.00
Per Cent	8.06	2.96
Per Capita	\$453.86	\$167.20

Issued and Outstanding	
School debt	\$9,214,000.00
Self-liquidating debt	1,885,000.00
Other capital debt	1,751,000.00
	\$12,850,000.00

Equalized Valuation Basis \$172,604,036.00

CURRENT FINANCES DECEMBER 31, 1967	
Cash	\$602,489.52
Taxes receivable	636,737.69
Tax title liens	110,449.53
Foreclosed property	113,876.00
Other receivables	5,860.85
Emergencies and deferred charges ..	40,740.00
State road aid receivable	87,598.63
	\$1,597,752.22
Cash liabilities	\$314,779.37
Reserves for receivables	866,924.07
Surplus revenue	416,048.78
	\$1,597,752.22

EAST GREENWICH TOWNSHIP—GLOUCESTER COUNTY

Population U. S. Census, 1960—2,722
Estimated Population, 1967—3,260

Land Area 11.78 sq. ml.

Net Valuation Taxable \$4,320,856
Equalized Valuation \$16,067,307

EXPENDITURES FOR 1967

General Government	
Administrative and executive	\$9,000.00
Assessment and collection of taxes	4,653.07
Financial administration	2,200.00
Public Safety	
Fire protection	8,729.05
Police protection	25,950.00
Other protection	750.00
Civil defense and disaster control	150.00
Streets and Roads	
Repairs and maintenance	30,700.00
Street lighting	6,000.00
Sanitation	
Street cleaning
Garbage and trash removal	12,000.00
Sanitary sewers
Health and Welfare	
Health services	3,600.00
Welfare—public assistance	1,350.00
Hospitals
Recreation	
Beaches and boardwalks
Parks and playgrounds	750.00
Other recreational services
Education (excl. school districts)	
Libraries	500.00
Other educational services
Statutory Expenditures	
.....	1,950.00
Unclassified Purposes	
.....	100.00
Total Municipal Functions	\$108,382.12
Per Capita—Municipal Functions	
.....	\$33.25
Capital Improvements	
.....	22,500.00
Debt Service	
Principal payments
Interest payments
Per Capita—Debt Service	
.....
Deferred Charges	
.....	6,897.43
Total Municipal Expenditures	\$137,779.55
Required Payments for Local School, County, and Special District Taxes	
.....	356,306.63
TOTAL EXPENDITURES	\$494,086.18
Reserve for Uncollected Taxes...	
.....	\$44,538.57
GRAND TOTAL	\$538,624.75

REVENUES REALIZED IN 1967

Surplus revenue appropriated	\$42,000.00
Miscellaneous revenues realized	128,452.28
State aid revenues realized	22,036.00
Delinquent tax and lien collections	32,390.42
Current tax collections	323,449.61
Emergency borrowings

TOTAL REVENUES \$548,328.31

CAPITAL OUTLAY (BY ORDINANCE) 1967

Beaches and boardwalks
Buildings and equipment	\$18,725.44
Parks and playgrounds
Sanitary sewers
Streets and roads
Water supply	300.00
Other purposes
	\$19,025.44

TAXES

Local school taxes	\$279,013.38
County taxes	69,693.25
Special district taxes	7,600.00
	\$356,306.63
Local purpose taxes
Veteran and senior citizen tax	16,430.00
Total tax levy (for rate purposes)	\$372,736.63
Per Capita Total Tax Levy ...	
	\$114.34
General tax rate
Adjusted business personality tax rate	24.46
Adjusted general tax rate	8.11
Current Taxes	
1967 taxes levied (total)	\$356,306.63
Collected in 1967	323,449.61
Per cent of levy collected	90.77
Transferred to liens
Adjustments
Balance December 31, 1967	\$32,857.02
All Prior Years Taxes Outstanding	
Balance January 1, 1967	\$47,496.36
Collected in 1967	32,115.42
Adjustments
Balance December 31, 1967	\$15,380.94
Tax Title Liens Outstanding	
Balance January 1, 1967	\$1,219.05
Redeemed by cash	275.00
Adjustments
Balance December 31, 1967	\$944.05
Property Acquired by Deed or Foreclosure	
Balance January 1, 1967
Sale for cash
Adjustments
Balance December 31, 1967

CAPITAL DEBT, DECEMBER 31, 1967

Authorized—Issued and Unissued

	Gross Debt	Net Debt
School debt	\$607,771.00
Self-liquidating debt	18,000.00
Other capital debt
	\$625,771.00
Per Cent	4.11
Per Capita	\$191.95

Issued and Outstanding

School debt	\$607,771.00
Self-liquidating debt	18,000.00
Other capital debt
	\$625,771.00

Equalized Valuation Basis \$15,218,163.00

CURRENT FINANCES DECEMBER 31, 1967

Cash	\$251,151.51
Taxes receivable	48,237.96
Tax title liens	944.05
Foreclosed property
Other receivables	2,445.61
Emergencies and deferred charges	5,073.82
State road aid receivable	15,277.00
	\$323,129.95
Cash liabilities	\$66,713.34
Reserves for receivables	51,627.62
Surplus revenue	204,788.99
	\$323,129.95

EAST HANOVER TOWNSHIP—MORRIS COUNTY

Population U. S. Census, 1960—4,379
Estimated Population, 1967—6,080

Land Area 8.21 sq. mi.

Net Valuation Taxable \$34,023,960
Equalized Valuation \$93,791,095

EXPENDITURES FOR 1967

General Government	
Administrative and executive	\$92,830.59
Assessment and collection of taxes ..	21,010.14
Financial administration	9,558.24
Public Safety	
Fire protection	9,284.78
Police protection	145,708.36
Other protection	12,122.93
Civil defense and disaster control ..	1,339.73
Streets and Roads	
Repairs and maintenance	88,785.88
Street lighting	16,245.60
Sanitation	
Street cleaning
Garbage and trash removal
Sanitary sewers
Health and Welfare	
Health services	13,315.41
Welfare—public assistance	5,226.00
Hospitals
Recreation	
Beaches and boardwalks
Parks and playgrounds
Other recreational services	9,648.58
Education (excl. school districts)	
Libraries	8,281.09
Other educational services	1,069.59
Statutory Expenditures	
.....	18,524.41
Unclassified Purposes	
.....
Total Municipal Functions	\$452,951.33

Per Capita—Municipal Functions	\$74.50
Capital Improvements	48,088.25
Debt Service
Principal payments
Interest payments
Per Capita—Debt Service
Deferred Charges	66,674.50

Total Municipal Expenditures	\$567,714.08
Required Payments for Local School, County, and Special District Taxes	1,515,107.84

TOTAL EXPENDITURES \$2,082,821.92

Reserve for Uncollected Taxes.. \$75,732.92

GRAND TOTAL \$2,158,554.84

REVENUES REALIZED IN 1967

Surplus revenue appropriated	\$156,000.00
Miscellaneous revenues realized ..	510,642.44
State aid revenues realized	16,788.00
Delinquent tax and lien collections ..	20,261.94
Current tax collections	1,544,193.58
Emergency borrowings
TOTAL REVENUES	\$2,247,885.96

CAPITAL OUTLAY (BY ORDINANCE) 1967

Beaches and boardwalks
Buildings and equipment	\$221,295.00
Parks and playgrounds
Sanitary sewers
Streets and roads
Water supply	1,516,333.96
Other purposes	13,492.13
	\$1,751,121.09

TAXES

Local school taxes	\$1,152,535.60
County taxes	362,572.24
Special district taxes
	\$1,515,107.84
Local purpose taxes
Veteran and senior citizen tax ..	33,310.00
Total tax levy (for rate purposes)	\$1,548,417.84

Per Capita Total Tax Levy	\$254.67
General tax rate	4.56
Adjusted business personality tax rate
Adjusted general tax rate

Current Taxes	
1967 taxes levied (total)	\$1,581,485.57
Collected in 1967	1,544,193.58
Per cent of levy collected	97.64
Transferred to liens	906.54
Adjustments	17,468.80
Balance December 31, 1967	\$18,916.65

All Prior Years Taxes Outstanding	
Balance January 1, 1967	\$21,571.69
Collected in 1967	19,683.16
Adjustments
Balance December 31, 1967	\$1,888.53

Tax Title Liens Outstanding	
Balance January 1, 1967	\$6,321.52
Redeemed by cash	578.78
Adjustments	+906.54
Balance December 31, 1967	\$6,649.28

Property Acquired by Deed or Foreclosure	
Balance January 1, 1967	\$27,350.00
Sale for cash
Adjustments
Balance December 31, 1967	\$27,350.00

CAPITAL DEBT, DECEMBER 31, 1967

Authorized—Issued and Unissued

	Gross Debt	Net Debt
School debt	\$2,480,812.00
Self-liquidating debt
Other capital debt	1,975,000.00	\$1,975,000.00
	\$4,455,812.00	\$1,975,000.00
Per Cent	5.42	2.40
Per Capita	\$732.86	\$324.84

Issued and Outstanding

School debt	\$2,480,812.00
Self-liquidating debt
Other capital debt
	\$2,480,812.00

Equalized Valuation Basis \$82,157,166.00

CURRENT FINANCES DECEMBER 31, 1967	
Cash	\$375,633.90
Taxes receivable	20,805.18
Tax title liens	6,649.28
Foreclosed property	27,350.00
Other receivables	2,206.31
Emergencies and deferred charges ..	3,190.04
State road aid receivable	20,742.00
	\$456,576.71
Cash liabilities	\$97,307.84
Reserves for receivables	57,010.77
Surplus revenue	302,258.10
	\$456,576.71

EAST NEWARK BOROUGH—HUDSON COUNTY

Population U. S. Census, 1960—1,872
Estimated Population, 1967—1,740

Land Area 0.10 sq. mi.

Net Valuation Taxable \$3,444,008
Equalized Valuation \$16,144,771

EXPENDITURES FOR 1967

General Government	
Administrative and executive	\$45,685.00
Assessment and collection of taxes	5,585.00
Financial administration	4,250.00
Public Safety	
Fire protection	13,350.00
Police protection	83,325.00
Other protection
Civil defense and disaster control	300.00
Streets and Roads	
Repairs and maintenance	13,800.00
Street lighting	2,850.00
Sanitation	
Street cleaning	2,320.00
Garbage and trash removal	11,500.00
Sanitary sewers	9,911.72
Health and Welfare	
Health services	8,580.00
Welfare—public assistance	4,620.00
Hospitals
Recreation	
Beaches and boardwalks
Parks and playgrounds	4,200.00
Other recreational services
Education (excl. school districts)	
Libraries	500.00
Other educational services	95.00
Statutory Expenditures	12,375.00
Unclassified Purposes	500.00
Total Municipal Functions	\$223,746.72
Per Capita—Municipal Functions	\$128.59
Capital Improvements	
Debt Service	12,700.00
Principal payments	\$10,000.00
Interest payments	2,700.00
Per Capita—Debt Service	\$7.30
Deferred Charges	1,350.00
Total Municipal Expenditures	\$237,796.72
Required Payments for Local School, County, and Special District Taxes	333,401.79
TOTAL EXPENDITURES	\$571,198.51
Reserve for Uncollected Taxes..	\$15,789.15
GRAND TOTAL	\$586,987.66

REVENUES REALIZED IN 1967

Surplus revenue appropriated	\$80,000.00
Miscellaneous revenues realized	35,169.11
State aid revenues realized	9,715.00
Delinquent tax and lien collections	18,002.97
Current tax collections	425,161.63
Emergency borrowings

TOTAL REVENUES \$568,048.71

CAPITAL OUTLAY (BY ORDINANCE) 1967

Beaches and boardwalks
Buildings and equipment
Parks and playgrounds
Sanitary sewers
Streets and roads
Water supply
Other purposes

TAXES

Local school taxes	\$149,739.00
County taxes	183,662.79
Special district taxes
	\$333,401.79
Local purpose taxes	113,490.87
Veteran and senior citizen tax	8,150.00
Total tax levy (for rate purposes)	\$455,042.66
Per Capita Total Tax Levy	\$261.52
General tax rate
Adjusted business personalty tax rate	18.625
Adjusted general tax rate	11.779
Current Taxes	
1967 taxes levied (total)	\$446,905.71
Collected in 1967	425,161.63
Per cent of levy collected	95.13
Transferred to liens
Adjustments
Balance December 31, 1967	\$21,744.08
All Prior Years Taxes Outstanding	
Balance January 1, 1967	\$21,312.16
Collected in 1967	18,002.97
Adjustments
Balance December 31, 1967	\$3,309.19
Tax Title Liens Outstanding	
Balance January 1, 1967
Redeemed by cash
Adjustments
Balance December 31, 1967
Property Acquired by Deed or Foreclosure	
Balance January 1, 1967
Sale for cash
Adjustments
Balance December 31, 1967

CAPITAL DEBT, DECEMBER 31, 1967

Authorized—Issued and Unissued		
	Gross Debt	Net Debt
School debt	\$45,000.00	...
Self-liquidating debt
Other capital debt	67,078.00	\$67,078.00
	\$112,078.00	\$67,078.00
Per Cent	0.97	0.58
Per Capita	\$64.41	\$38.55

Issued and Outstanding

School debt	\$45,000.00
Self-liquidating debt
Other capital debt	66,000.00
	\$111,000.00

Equalized Valuation Basis \$11,498,902.00

CURRENT FINANCES DECEMBER 31, 1967

Cash	\$153,253.57
Taxes receivable	25,053.27
Tax title liens
Foreclosed property
Other receivables	1,504.80
Emergencies and deferred charges	5,480.00
State road aid receivable	31,818.40
	\$217,110.04
Cash liabilities	\$133,770.57
Reserves for receivables	26,558.07
Surplus revenue	56,781.40
	\$217,110.04

EAST ORANGE CITY—ESSEX COUNTY

Population U. S. Census, 1960—77,259
Estimated Population, 1967—78,040

Land Area 4.00 sq. ml.

Net Valuation Taxable \$308,537,126
Equalized Valuation \$376,050,291

EXPENDITURES FOR 1967

General Government	
Administrative and executive	\$1,100,175.22
Assessment and collection of taxes	104,539.91
Financial administration	108,318.11
Public Safety	
Fire protection	1,527,872.67
Police protection	1,862,601.71
Other protection	71,293.61
Civil defense and disaster control	12,112.76
Streets and Roads	
Repairs and maintenance	337,528.48
Street lighting	169,000.00
Sanitation	
Street cleaning	176,788.21
Garbage and trash removal	508,211.04
Sanitary sewers	214,070.14
Health and Welfare	
Health services	349,837.98
Welfare—public assistance	211,907.73
Hospitals	183,500.00
Recreation	
Beaches and boardwalks	292,351.30
Parks and playgrounds	190,232.72
Other recreational services	
Education (excl. school districts)	
Libraries	592,254.00
Other educational services	
Statutory Expenditures	
	845,157.28
Unclassified Purposes	
	132,060.48
Total Municipal Functions	
	\$8,989,813.35
Per Capita—Municipal Functions	
	\$115.19
Capital Improvements	
	175,000.00
Debt Service	
	*1,325,014.65
Principal payments ..	\$880,000.00
Interest payments ..	445,014.65
Per Capita—Debt Service	
	\$10.08
Deferred Charges	
	127,354.29
Total Municipal Expenditures	
	\$10,617,182.29
Required Payments for Local School, County, and Special District Taxes	
	10,060,964.88
TOTAL EXPENDITURES	
	\$20,678,147.17
Reserve for Uncollected Taxes...	
	\$954,280.90
GRAND TOTAL	
	\$21,632,428.07

REVENUES REALIZED IN 1967

Surplus revenue appropriated	\$712,775.00
Miscellaneous revenues realized ..	1,696,543.31
State aid revenues realized ..	394,849.60
Delinquent tax and lien collections ..	383,798.31
Current tax collections	18,305,620.54
Emergency borrowings	
TOTAL REVENUES	
	\$21,493,586.76
CAPITAL OUTLAY (BY ORDINANCE) 1967	
Beaches and boardwalks	
Buildings and equipment	\$54,299.49
Parks and playgrounds	58,304.74
Sanitary sewers	124,631.84
Streets and roads	52,418.46
Water supply	34,950.00
Other purposes	163,620.24
	\$488,224.77

TAXES

Local school taxes	\$7,062,493.00
County taxes	3,843,606.70
Special district taxes	
	\$10,906,099.70
Local purpose taxes	7,991,387.22
Veteran and senior citizen tax ...	181,970.00
Total tax levy (for rate purposes)	
	\$19,079,456.92
Per Capita Total Tax Levy ...	
	\$244.48
General tax rate	
Adjusted business personalty tax rate	10.14
Adjusted general tax rate	6.02
Current Taxes	
1967 taxes levied (total)	\$18,953,281.77
Collected in 1967	18,305,620.54
Per cent of levy collected	96.58
Transferred to liens	22,252.26
Adjustments	278,192.23
Balance December 31, 1967	\$347,216.74
All Prior Years Taxes Outstanding	
Balance January 1, 1967	\$547,064.42
Collected in 1967	366,310.43
Adjustments	+8,094.99
Balance December 31, 1967	\$188,848.98
Tax Title Liens Outstanding	
Balance January 1, 1967	\$39,067.43
Redeemed by cash	17,487.88
Adjustments	+42,418.60
Balance December 31, 1967	\$63,998.15
Property Acquired by Deed or Foreclosure	
Balance January 1, 1967	\$34,360.00
Sale for cash	750.00
Adjustments	+1,350.00
Balance December 31, 1967	\$34,960.00

CAPITAL DEBT, DECEMBER 31, 1967

Authorized—Issued and Unissued

	Gross Debt	Net Debt
School debt	\$9,092,000.00	
Self-liquidating debt ..	345,000.00	
Other capital debt	6,309,315.00	\$5,127,752.00
	\$15,746,315.00	\$5,127,752.00
Per Cent	4.45	1.44
Per Capita	\$201.77	\$65.71

Issued and Outstanding

School debt	\$8,902,086.00
Self-liquidating debt	91,465.00
Other capital debt	4,912,820.00
	\$13,906,371.00

Equalized Valuation Basis \$353,973,049.00

CURRENT FINANCES DECEMBER 31, 1967

Cash	\$1,284,960.03
Taxes receivable	536,065.72
Tax title liens	63,998.15
Foreclosed property	34,960.00
Other receivables	645.07
Emergencies and deferred charges ..	296,914.13
State road aid receivable	226,334.32
	\$2,443,877.42
Cash liabilities	\$552,693.87
Reserves for receivables	635,668.94
Surplus revenue	1,255,514.61
	\$2,443,877.42

* Includes \$845,134.82 Chapter VI School Debt Service.

EAST PATERSON BOROUGH—BERGEN COUNTY

Population U. S. Census, 1960—19,344	Land Area 2.50 sq. mi.	Net Valuation Taxable \$141,146,600
Estimated Population, 1967—20,570		Equalized Valuation \$149,116,916

EXPENDITURES FOR 1967

General Government	
Administrative and executive	\$158,984.00
Assessment and collection of taxes	36,972.00
Financial administration	10,000.00
Public Safety	
Fire protection	40,200.00
Police protection	294,145.00
Other protection	6,425.00
Civil defense and disaster control	4,100.00
Streets and Roads	
Repairs and maintenance	84,222.00
Street lighting	33,740.00
Sanitation	
Street cleaning	73,000.00
Garbage and trash removal	122,636.09
Sanitary sewers	
Health and Welfare	
Health services	33,922.00
Welfare—public assistance	5,989.00
Hospitals	1,250.00
Recreation	
Beaches and boardwalks	
Parks and playgrounds	30,242.00
Other recreational services	
Education (excl. school districts)	
Libraries	42,500.00
Other educational services	2,575.00
Statutory Expenditures	
	57,869.78
Unclassified Purposes	
	375.00

Total Municipal Functions \$1,039,146.87

Per Capita—Municipal Functions	\$50.52
Capital Improvements	70,285.00
Debt Service	92,781.00
Principal payments ..	\$70,000.00
Interest payments ..	22,781.00
Per Capita—Debt Service	\$4.51
Deferred Charges	10,566.61

Total Municipal Expenditures \$1,212,779.48

Required Payments for Local School, County, and Special District Taxes	2,462,161.37
---	---------------------

TOTAL EXPENDITURES **\$3,674,940.85**

Reserve for Uncollected Taxes... \$231,695.64

GRAND TOTAL **\$3,906,636.49**

REVENUES REALIZED IN 1967

Surplus revenue appropriated	\$213,000.00
Miscellaneous revenues realized ..	262,918.62
State aid revenues realized	45,569.47
Delinquent tax and lien collections ..	75,307.11
Current tax collections	3,199,758.04
Emergency borrowings	

TOTAL REVENUES **\$3,796,553.24**

CAPITAL OUTLAY (BY ORDINANCE) 1967

Beaches and boardwalks	
Buildings and equipment	\$40,093.13
Parks and playgrounds	
Sanitary sewers	129,904.78
Streets and roads	5,116.03
Water supply	
Other purposes	
	<u>\$175,113.94</u>

TAXES

Local school taxes	\$1,954,824.50
County taxes	507,336.87
Special district taxes	
	<u>\$2,462,161.37</u>
Local purpose taxes	824,919.64
Veteran and senior citizen tax ...	107,740.00
Total tax levy (for rate purposes)	<u>\$3,394,821.01</u>

Per Capita Total Tax Levy ... **\$165.04**

General tax rate	
Adjusted business personality tax rate	6.42
Adjusted general tax rate	2.26

Current Taxes

1967 taxes levied (total)	\$3,322,172.21
Collected in 1967	3,199,758.04
Per cent of levy collected	96.31
Transferred to liens	16.89
Adjustments	32,928.60
Balance December 31, 1967	<u>\$89,468.68</u>

All Prior Years Taxes Outstanding

Balance January 1, 1967	\$147,154.33
Collected in 1967	71,403.06
Adjustments	+17,211.71
Balance December 31, 1967	<u>\$92,962.98</u>

Tax Title Liens Outstanding

Balance January 1, 1967	\$4,298.95
Redeemed by cash	3,904.05
Adjustments	+16.89
Balance December 31, 1967	<u>\$411.79</u>

Property Acquired by Deed or Foreclosure

Balance January 1, 1967	\$203,150.00
Sale for cash	5,000.00
Adjustments	
Balance December 31, 1967	<u>\$198,150.00</u>

CAPITAL DEBT, DECEMBER 31, 1967

Authorized—Issued and Unissued

	Gross Debt	Net Debt
School debt	\$1,557,000.00	
Self-liquidating debt ..	22,000.00	\$22,000.00
Other capital debt	923,855.00	923,855.00
	<u>\$2,502,855.00</u>	<u>\$945,855.00</u>

Per Cent	1.73	0.65
Per Capita	<u>\$121.68</u>	<u>\$45.98</u>

Issued and Outstanding

School debt	\$1,557,000.00
Self liquidating debt	
Other capital debt	664,900.00
	<u>\$2,221,900.00</u>

Equalized Valuation Basis \$144,496,617.00

CURRENT FINANCES DECEMBER 31, 1967

Cash	\$572,598.20
Taxes receivable	182,431.66
Tax title liens	411.79
Foreclosed property	198,150.00
Other receivables	36,032.48
Emergencies and deferred charges ..	32,167.43
State road aid receivable	46,269.34
	<u>\$1,068,060.95</u>

Cash liabilities	\$368,111.91
Reserves for receivables	417,025.93
Surplus revenue	282,923.11

\$1,068,060.95

EAST RUTHERFORD BOROUGH—BERGEN COUNTY

Population U. S. Census, 1960—7,769
Estimated Population, 1967—9,940

Land Area 3.70 sq. mi.

Net Valuation Taxable \$71,193,612
Equalized Valuation \$75,456,603

EXPENDITURES FOR 1967

General Government

Administrative and executive	\$133,204.75
Assessment and collection of taxes ..	17,875.00
Financial administration	9,260.00

Public Safety

Fire protection	50,411.00
Police protection	232,228.19
Other protection	4,075.00
Civil defense and disaster control ..	250.00

Streets and Roads

Repairs and maintenance	154,405.00
Street lighting	35,500.00

Sanitation

Street cleaning
Garbage and trash removal	80,700.25
Sanitary sewers	59,034.63

Health and Welfare

Health services	9,750.00
Welfare—public assistance	2,050.00
Hospitals

Recreation

Beaches and boardwalks
Parks and playgrounds
Other recreational services	17,118.00

Education (excl. school districts)

Libraries	19,000.00
Other educational services

Statutory Expenditures

.....	42,272.39
-------	-----------

Unclassified Purposes

.....	300.00
-------	--------

Total Municipal Functions \$867,434.21

Per Capita—Municipal Functions

.....	\$87.27
-------	---------

Capital Improvements

.....	22,000.00
-------	-----------

Debt Service

.....	116,104.64
-------	------------

Principal payments .. \$92,000.00	
Interest payments .. 24,104.64	

Per Capita—Debt Service \$11.68

Deferred Charges

.....	108,195.11
-------	------------

Total Municipal Expenditures \$1,113,733.96

Required Payments for Local

School, County, and Special	
-----------------------------	--

District Taxes	1,076,816.81
----------------------	--------------

TOTAL EXPENDITURES \$2,190,550.77

Reserve for Uncollected Taxes...

.....	\$128,001.47
-------	--------------

GRAND TOTAL \$2,318,552.24

REVENUES REALIZED IN 1967

Surplus revenue appropriated	\$150,000.00
Miscellaneous revenues realized ..	341,174.27
State aid revenues realized	18,892.90
Delinquent tax and lien collections ..	121,469.48
Current tax collections	1,679,823.16
Emergency borrowings

TOTAL REVENUES \$2,311,359.81

CAPITAL OUTLAY (BY ORDINANCE) 1967

Beaches and boardwalks
Buildings and equipment	\$36,466.23
Parks and playgrounds	75,014.71
Sanitary sewers
Streets and roads	9,409.73
Water supply
Other purposes
	<u>\$120,890.67</u>

TAXES

Local school taxes	\$824,631.34
County taxes	252,185.47
Special district taxes

\$1,076,816.81

Local purpose taxes	677,663.87
---------------------------	------------

Veteran and senior citizen tax ...	38,830.00
------------------------------------	-----------

Total tax levy (for rate purposes) \$1,793,310.68

Per Capita Total Tax Levy ... \$180.41

General tax rate
------------------------	-------

Adjusted business personality tax rate	4.13
--	------

Adjusted general tax rate	2.30
---------------------------------	------

Current Taxes

1967 taxes levied (total)	\$1,783,122.17
---------------------------------	----------------

Collected in 1967	1,679,823.16
-------------------------	--------------

Per cent of levy col-	
-----------------------	--

lected	94.20
--------------	-------

Transferred to liens	816.50
----------------------------	--------

Adjustments	15,358.81
-------------------	-----------

Balance December 31, 1967	\$87,123.70
---------------------------------	-------------

All Prior Years Taxes Outstanding

Balance January 1, 1967	\$140,215.44
-------------------------------	--------------

Collected in 1967	121,369.48
-------------------------	------------

Adjustments	—2.13
-------------------	-------

Balance December 31, 1967	\$18,843.83
---------------------------------	-------------

Tax Title Liens Outstanding

Balance January 1, 1967	\$13,992.77
-------------------------------	-------------

Redeemed by cash	100.00
------------------------	--------

Adjustments	+823.00
-------------------	---------

Balance December 31, 1967	\$14,715.77
---------------------------------	-------------

Property Acquired by Deed or

Foreclosure

Balance January 1, 1967	\$6,200.00
-------------------------------	------------

Sale for cash
---------------------	-------

Adjustments
-------------------	-------

Balance December 31, 1967	\$6,200.00
---------------------------------	------------

CAPITAL DEBT, DECEMBER 31, 1967

Authorized—Issued and Unissued

	Gross Debt	Net Debt
School debt	\$28,000.00
Self-liquidating debt
Other capital debt	\$74,741.00	\$853,286.00
	<u>\$902,741.00</u>	<u>\$853,286.00</u>

Per Cent	1.33	1.26
----------------	------	------

Per Capita	\$90.82	\$85.84
------------------	---------	---------

Issued and Outstanding

School debt	\$28,000.00
Self-liquidating debt
Other capital debt	752,050.00
	<u>\$780,050.00</u>

Equalized Valuation Basis \$67,500,331.00

CURRENT FINANCES DECEMBER 31, 1967

Cash	\$214,081.82
Taxes receivable	105,967.53
Tax title liens	14,715.77
Foreclosed property	6,200.00
Other receivables	56,427.70
Emergencies and deferred charges ..	32,538.69
State road aid receivable	18,634.86
	<u>\$448,566.37</u>
Cash liabilities	\$74,784.34
Reserves for receivables	183,311.00
Surplus revenue	190,471.03
	<u>\$448,566.37</u>

EAST WINDSOR TOWNSHIP—MERCER COUNTY

Population U. S. Census, 1960—2,298
Estimated Population, 1967—6,690

Land Area 15.60 sq. mi.

Net Valuation Taxable \$28,520,365
Equalized Valuation \$56,677,600

EXPENDITURES FOR 1967

General Government	
Administrative and executive	\$43,545.94
Assessment and collection of taxes	51,900.00
Financial administration	5,500.00
Public Safety	
Fire protection	14,200.00
Police protection	80,025.00
Other protection	22,600.00
Civil defense and disaster control	250.00
Streets and Roads	
Repairs and maintenance	112,900.00
Street lighting	9,100.00
Sanitation	
Street cleaning
Garbage and trash removal	15,900.00
Sanitary sewers
Health and Welfare	
Health services	8,256.30
Welfare—public assistance	2,100.00
Hospitals	4,500.00
Recreation	
Beaches and boardwalks
Parks and playgrounds	3,000.00
Other recreational services
Education (excl. school districts)	
Libraries
Other educational services	100.00
Statutory Expenditures	
.....	8,400.00
Unclassified Purposes	
.....	700.00
Total Municipal Functions	\$382,977.24
Per Capita—Municipal Functions	
.....	\$57.25
Capital Improvements	
.....	107,700.00
Debt Service	
Principal payments
Interest payments
Per Capita—Debt Service	
.....
Deferred Charges	
.....	73,083.60
Total Municipal Expenditures	\$563,760.84
Required Payments for Local School, County, and Special District Taxes	
.....	1,576,484.44
TOTAL EXPENDITURES	\$2,140,245.28
Reserve for Uncollected Taxes...	
.....	\$340,000.00
GRAND TOTAL	\$2,480,245.28

REVENUES REALIZED IN 1967

Surplus revenue appropriated	\$125,000.00
Miscellaneous revenues realized ..	228,921.03
State aid revenues realized	26,828.00
Delinquent tax and lien collections ..	89,111.46
Current tax collections	1,862,052.27
Emergency borrowings
TOTAL REVENUES	\$2,331,912.76

CAPITAL OUTLAY (BY ORDINANCE) 1967

Beaches and boardwalks
Buildings and equipment	\$3,651.40
Parks and playgrounds
Sanitary sewers
Streets and roads	77,628.82
Water supply
Other purposes	22,422.68
.....	\$103,702.90

TAXES

Local school taxes	\$1,156,653.93
County taxes	419,830.51
Special district taxes
.....	\$1,576,484.44
Local purpose taxes	430,419.00
Veteran and senior citizen tax ...	14,410.00
Total tax levy (for rate purposes)	\$2,021,313.44
Per Capita Total Tax Levy ...	
.....	\$302.14
General tax rate
Adjusted business personalty tax rate	7.11
Adjusted general tax rate	7.08
Current Taxes	
1967 taxes levied (total)	\$2,164,990.10
Collected in 1967	1,862,052.27
Per cent of levy col-lected	86.00
Transferred to liens	792.96
Adjustments	36,219.19
Balance December 31, 1967	\$265,925.68
All Prior Years Taxes Outstanding	
Balance January 1, 1967	\$383,496.66
Collected in 1967	86,134.02
Adjustments
Balance December 31, 1967	\$297,362.64
Tax Title Liens Outstanding	
Balance January 1, 1967	\$5,899.36
Redeemed by cash	2,977.44
Adjustments	7,792.96
Balance December 31, 1967	\$3,714.88
Property Acquired by Deed or Foreclosure	
Balance January 1, 1967
Sale for cash
Adjustments
Balance December 31, 1967

CAPITAL DEBT, DECEMBER 31, 1967

Authorized—Issued and Unissued

	Gross Debt	Net Debt
School debt	\$3,875,935.00	\$1,968,994.00
Self-liquidating debt
Other capital debt	250,000.00	250,000.00
.....	\$4,125,935.00	\$2,218,994.00
Per Cent	8.65	4.65
Per Capita	\$616.73	\$331.69

Issued and Outstanding

School debt	\$3,875,935.00
Self-liquidating debt
Other capital debt	80,000.00
.....	\$3,955,935.00

Equalized Valuation Basis \$47,673,521.00

CURRENT FINANCES DECEMBER 31, 1967

Cash	\$406,149.45
Taxes receivable	563,288.32
Tax title liens	3,714.88
Foreclosed property
Other receivables	363.11
Emergencies and deferred charges ..	65,635.98
State road aid receivable	41,090.00
.....	\$1,080,241.74
Cash liabilities	\$139,270.33
Reserves for receivables	567,366.31
Surplus revenue	373,605.10
.....	\$1,080,241.74

EDGEWATER BOROUGH—BERGEN COUNTY

Population U. S. Census, 1960—4,113
Estimated Population, 1967—4,900

Land Area 0.70 sq. mi.

Net Valuation Taxable \$61,197,618
Equalized Valuation \$69,326,458

EXPENDITURES FOR 1967

General Government	
Administrative and executive	\$116,511.65
Assessment and collection of taxes ..	27,150.00
Financial administration	7,800.00
Public Safety	
Fire protection	209,015.00
Police protection	152,332.57
Other protection	1,908.31
Civil defense and disaster control ..	3,975.00
Streets and Roads	
Repairs and maintenance	110,889.94
Street lighting	19,300.00
Sanitation	
Street cleaning	31,795.20
Garbage and trash removal	63,132.98
Sanitary sewers	
Health and Welfare	
Health services	14,729.65
Welfare—public assistance	26,926.50
Hospitals	2,400.00
Recreation	
Beaches and boardwalks	
Parks and playgrounds	1,120.00
Other recreational services	15,567.00
Education (excl. school districts)	
Libraries	24,460.00
Other educational services	1,375.00
Statutory Expenditures	128,918.51
Unclassified Purposes	4,000.00
Total Municipal Functions	\$963,307.31
Per Capita—Municipal Functions ..	\$196.59
Capital Improvements	36,433.00
Debt Service	107,695.50
Principal payments ..	\$80,000.00
Interest payments ..	27,695.50
Per Capita-Debt Service	\$21.98
Deferred Charges	617.07
Total Municipal Expenditures	\$1,108,052.88
Required Payments for Local School, County, and Special District Taxes	
	722,548.69
TOTAL EXPENDITURES	\$1,830,601.57
Reserve for Uncollected Taxes...	\$146,169.44
GRAND TOTAL	\$1,976,771.01

REVENUES REALIZED IN 1967

Surplus revenue appropriated	\$127,000.00
Miscellaneous revenues realized ..	161,611.39
State aid revenues realized	24,584.97
Delinquent tax and lien collections ..	39,982.51
Current tax collections	1,611,278.84
Emergency borrowings	
TOTAL REVENUES	\$1,964,457.71

CAPITAL OUTLAY (BY ORDINANCE) 1967

Beaches and boardwalks	
Buildings and equipment	
Parks and playgrounds	
Sanitary sewers	
Streets and roads	\$6,350.49
Water supply	7,950.00
Other purposes	
	\$14,300.49

TAXES

Local school taxes	\$511,875.00
County taxes	210,673.69
Special district taxes	
	\$722,548.69
Local purpose taxes	909,159.86
Veteran and senior citizen tax ...	17,050.00
Total tax levy (for rate purposes) ..	\$1,648,758.55
Per Capita Total Tax Levy ...	
General tax rate	2.69
Adjusted business personality tax rate	
Adjusted general tax rate	
Current Taxes	
1967 taxes levied (total)	\$1,652,768.32
Collected in 1967	1,611,278.84
Per cent of levy collected	97.48
Transferred to liens	384.94
Adjustments	5,194.79
Balance December 31, 1967	\$35,909.75
All Prior Years Taxes Outstanding	
Balance January 1, 1967	\$45,830.07
Collected in 1967	39,982.51
Adjustments	—786.18
Balance December 31, 1967	\$5,061.38
Tax Title Liens Outstanding	
Balance January 1, 1967	\$9,223.51
Redeemed by cash	
Adjustments	—384.94
Balance December 31, 1967	\$9,608.45
Property Acquired by Deed or Foreclosure	
Balance January 1, 1967	\$382,175.00
Sale for cash	
Adjustments	
Balance December 31, 1967	\$382,175.00

CAPITAL DEBT, DECEMBER 31, 1967

Authorized—Issued and Unissued		
	Gross Debt	Net Debt
School debt		
Self-liquidating debt ..		
Other capital debt	\$1,154,150.00	\$1,154,150.00
	\$1,154,150.00	\$1,154,150.00
Per Cent	1.93	1.93
Per Capita	\$235.54	\$235.54
Issued and Outstanding		
School debt		
Self-liquidating debt		
Other capital debt		\$1,100,000.00
		\$1,100,000.00

Equalized Valuation Basis \$59,568,175.00

CURRENT FINANCES DECEMBER 31, 1967

Cash	\$647,554.81
Taxes receivable	40,971.13
Tax title liens	8,608.45
Foreclosed property	382,175.00
Other receivables	1,503.15
Emergencies and deferred charges ..	19,000.00
State road aid receivable	7,428.00
	\$1,108,240.54
Cash liabilities	\$402,185.10
Reserves for receivables	434,257.73
Surplus revenue	271,797.71
	\$1,108,240.54

EDGEWATER PARK TOWNSHIP—BURLINGTON COUNTY

Population U. S. Census, 1960—2,866
Estimated Population, 1967—6,660

Land Area 2.86 sq. mi.

Net Valuation Taxable \$28,984,894
Equalized Valuation \$29,429,407

EXPENDITURES FOR 1967

General Government	
Administrative and executive	\$30,460.00
Assessment and collection of taxes ..	8,420.00
Financial administration	3,400.00
Public Safety	
Fire protection	6,000.00
Police protection	54,289.50
Other protection	2,525.00
Civil defense and disaster control ..	1,230.00
Streets and Roads	
Repairs and maintenance	39,750.00
Street lighting	7,350.00
Sanitation	
Street cleaning	19,500.00
Garbage and trash removal	19,500.00
Sanitary sewers
Health and Welfare	
Health services	1,100.00
Welfare—public assistance	3,300.00
Hospitals
Recreation	
Beaches and boardwalks
Parks and playgrounds	5,600.00
Other recreational services
Education (excl. school districts)	
Libraries	400.00
Other educational services	100.00
Statutory Expenditures	
.....	4,000.00
Unclassified Purposes	
.....	500.00
Total Municipal Functions	\$187,924.50
Per Capita—Municipal Functions	
.....	\$28.22
Capital Improvements	
.....	21,651.00
Debt Service	
Principal payments ..	3,000.00
Interest payments ..	\$3,000.00
Per Capita—Debt Service	
.....	\$0.45
Deferred Charges	
.....	975.00
Total Municipal Expenditures	\$213,550.50
Required Payments for Local School, County, and Special District Taxes	
.....	837,810.76
TOTAL EXPENDITURES	\$1,051,361.26
Reserve for Uncollected Taxes...	
.....	\$46,000.00
GRAND TOTAL	\$1,097,361.26

REVENUES REALIZED IN 1967

Surplus revenue appropriated	\$72,000.00
Miscellaneous revenues realized ..	96,636.72
State aid revenues realized	10,203.00
Delinquent tax and lien collections ..	20,854.42
Current tax collections	863,562.37
Emergency borrowings
TOTAL REVENUES	\$1,063,256.51

CAPITAL OUTLAY (BY ORDINANCE) 1967

Beaches and boardwalks
Buildings and equipment
Parks and playgrounds
Sanitary sewers
Streets and roads	\$51,336.05
Water supply
Other purposes	27,075.00
	<u>\$78,411.05</u>

TAXES

Local school taxes	\$689,830.00
County taxes	142,870.76
Special district taxes	5,110.00
	<u>\$837,810.76</u>
Local purpose taxes	67,248.00
Veteran and senior citizen tax ...	29,760.00
Total tax levy (for rate purposes)	<u>\$934,818.76</u>
Per Capita Total Tax Levy ...	
.....	\$140.36
General tax rate
Adjusted business personality tax rate	5.42
Adjusted general tax rate	3.10
Current Taxes	
1967 taxes levied (total)	\$930,596.69
Collected in 1967	863,562.37
Per cent of levy collected	92.79
Transferred to liens	7.75
Adjustments	1,965.96
Balance December 31, 1967	<u>\$65,060.61</u>
All Prior Years Taxes Outstanding	
Balance January 1, 1967	\$29,491.21
Collected in 1967	20,854.42
Adjustments	4,933.61
Balance December 31, 1967	<u>\$3,703.18</u>
Tax Title Liens Outstanding	
Balance January 1, 1967	\$412.26
Redeemed by cash
Adjustments	189.23
Balance December 31, 1967	<u>\$223.03</u>
Property Acquired by Deed or Foreclosure	
Balance January 1, 1967	\$10,500.00
Sale for cash
Adjustments
Balance December 31, 1967	<u>\$10,500.00</u>

CAPITAL DEBT, DECEMBER 31, 1967

Authorized—Issued and Unissued

	Gross Debt	Net Debt
School debt	\$1,037,000.00	\$221,876.00
Self-liquidating debt
Other capital debt	130,000.00	130,000.00
	<u>\$1,167,000.00</u>	<u>\$351,876.00</u>
Per Cent	4.29	1.29
Per Capita	\$175.23	\$52.53

Issued and Outstanding

School debt	\$1,033,965.00
Self-liquidating debt
Other capital debt	80,000.00
	<u>\$1,113,965.00</u>

Equalized Valuation Basis \$27,170,798.00

CURRENT FINANCES DECEMBER 31, 1967

Cash	\$87,251.39
Taxes receivable	68,763.79
Tax title liens	223.03
Foreclosed property	10,500.00
Other receivables
Emergencies and deferred charges ..	4,779.50
State road aid receivable	26,876.96
	<u>\$197,914.67</u>
Cash liabilities	\$60,516.66
Reserves for receivables	79,486.82
Surplus revenue	57,911.19
	<u>\$197,914.67</u>

EDISON TOWNSHIP—MIDDLESEX COUNTY

Population U. S. Census, 1960—44,799
Estimated Population, 1967—66,840

Land Area 30.20 sq. mi.

Net Valuation Taxable \$220,122,805
Equalized Valuation \$512,050,754

EXPENDITURES FOR 1967

General Government

Administrative and executive	\$606,334.00
Assessment and collection of taxes	97,581.00
Financial administration	71,817.00

Public Safety

Fire protection	515,131.96
Police protection	910,596.31
Other protection	73,557.00
Civil defense and disaster control	5,250.00

Streets and Roads

Repairs and maintenance	763,114.00
Street lighting	120,100.00

Sanitation

Street cleaning	38,628.00
Garbage and trash removal	191,724.46
Sanitary sewers	

Health and Welfare

Health services	124,036.00
Welfare—public assistance	18,200.00
Hospitals	27,400.00

Recreation

Beaches and boardwalks	
Parks and playgrounds	
Other recreational services	101,145.00

Education (excl. school districts)

Libraries	74,126.00
Other educational services	2,500.00

Statutory Expenditures

	253,200.00
--	------------

Unclassified Purposes

	1,000.00
--	----------

Total Municipal Functions \$3,995,440.73

Per Capita—Municipal Functions

	\$59.78
--	---------

Capital Improvements

	433,700.00
--	------------

Debt Service

	*1,447,035.75
--	---------------

Principal payments ..	\$742,000.00
Interest payments ..	705,035.75

Per Capita—Debt Service

	\$21.65
--	---------

Deferred Charges

	61,969.97
--	-----------

Total Municipal Expenditures \$5,938,146.45

Required Payments for Local

School, County, and Special	
-----------------------------	--

District Taxes	10,132,067.43
----------------------	---------------

TOTAL EXPENDITURES \$16,070,213.88

Reserve for Uncollected Taxes...

	\$542,406.00
--	--------------

GRAND TOTAL \$16,612,619.88

REVENUES REALIZED IN 1967

Surplus revenue appropriated	\$1,200,000.00
Miscellaneous revenues realized ..	3,409,076.56
State aid revenues realized	441,364.55
Delinquent tax and lien collections ..	147,358.95
Current tax collections	11,830,893.98
Emergency borrowings	

TOTAL REVENUES \$17,029,299.04

CAPITAL OUTLAY (BY ORDINANCE) 1967

Beaches and boardwalks	**\$577,496.93
Buildings and equipment	
Parks and playgrounds	219,246.09
Sanitary sewers	545,914.03
Streets and roads	9,950.00
Water supply	
Other purposes	
	\$1,352,607.05

TAXES

Local school taxes	\$8,214,865.00
County taxes	2,556,957.68
Special district taxes	410,133.00

\$11,181,955.68

Local purpose taxes	730,202.35
Veteran and senior citizen tax ...	333,850.00

Total tax levy (for rate purposes) \$12,246,008.03

Per Capita Total Tax Levy ... \$183.21

General tax rate	5.37
Adjusted business personalty tax rate	
Adjusted general tax rate	

Current Taxes

1967 taxes levied (total)	\$12,106,860.77
Collected in 1967	11,830,898.98
Per cent of levy col- lected	97.72

Transferred to liens	20,263.12
----------------------------	-----------

Adjustments	28,700.54
-------------------	-----------

Balance December 31, 1967	\$226,998.13
---------------------------------	--------------

All Prior Years Taxes Outstanding

Balance January 1, 1967	\$177,240.50
-------------------------------	--------------

Collected in 1967	140,244.38
-------------------------	------------

Adjustments	—36,996.12
-------------------	------------

Balance December 31, 1967	\$30,676.34
---------------------------------	-------------

Tax Title Liens Outstanding

Balance January 1, 1967	\$40,431.18
-------------------------------	-------------

Redeemed by cash	7,714.57
------------------------	----------

Adjustments	+27,729.44
-------------------	------------

Balance December 31, 1967	\$60,446.05
---------------------------------	-------------

Property Acquired by Deed or Foreclosure

Balance January 1, 1967	\$330,272.00
-------------------------------	--------------

Sale for cash	521,769.12
---------------------	------------

Adjustments	+518,894.12
-------------------	-------------

Balance December 31, 1967	\$327,397.00
---------------------------------	--------------

CAPITAL DEBT, DECEMBER 31, 1967

Authorized—Issued and Unissued

	Gross Debt	Net Debt
School debt	\$18,736,000.00	\$229,656.00
Self-liquidating debt ..	619,000.00	
Other capital debt ...	6,693,500.00	6,398,838.00
	\$26,048,500.00	\$6,628,494.00

Per Cent	5.63	1.43
Per Capita	\$359.71	\$99.17

Issued and Outstanding

School debt	\$15,836,000.00
Self-liquidating debt	619,000.00
Other capital debt	5,198,000.00
	\$21,653,000.00

Equalized Valuation Basis \$462,658,598.00

CURRENT FINANCES DECEMBER 31, 1967

Cash	\$5,040,094.26
Taxes receivable	257,674.47
Tax title liens	60,446.05
Foreclosed property	327,397.00
Other receivables	7,811.86
Emergencies and deferred charges ..	27,000.00
State road aid receivable	232,144.53
	\$5,952,568.17

Cash liabilities	\$3,948,963.34
------------------------	----------------

Reserves for receivables	653,329.38
--------------------------------	------------

Surplus revenue	1,350,275.45
-----------------------	--------------

\$5,952,568.17

* Includes \$1,049,888.25 Chapter VI School Debt Service.

** Includes \$550,000.00 Chapter VI School Capital Outlay.

EGG HARBOR TOWNSHIP—ATLANTIC COUNTY

Population U. S. Census, 1960—5,593
Estimated Population, 1967—6,650

Land Area 66.54 sq. mi.

Net Valuation Taxable \$16,796,295
Equalized Valuation \$47,794,186

EXPENDITURES FOR 1967

General Government

Administrative and executive	\$58,550.00
Assessment and collection of taxes ..	97,100.00
Financial administration	8,100.00

Public Safety

Fire protection	26,000.00
Police protection	44,800.00
Other protection	7,000.00
Civil defense and disaster control ..	3,000.00

Streets and Roads

Repairs and maintenance	108,500.00
Street lighting	21,000.00

Sanitation

Street cleaning
Garbage and trash removal	28,000.00
Sanitary sewers

Health and Welfare

Health services	9,700.00
Welfare—public assistance	18,777.00
Hospitals	1,200.00

Recreation

Beaches and boardwalks	1,000.00
Parks and playgrounds
Other recreational services

Education (excl. school districts)

Libraries
Other educational services	500.00

Statutory Expenditures

.....	10,000.00
-------	-----------

Unclassified Purposes

.....	250.00
-------	--------

Total Municipal Functions	\$443,477.00
---------------------------	--------------

Per Capita—Municipal Functions

.....	\$66.63
-------	---------

Capital Improvements

.....	101,000.00
-------	------------

Debt Service

Principal payments ..	500.00
Interest payments ..	\$500.00

Per Capita—Debt Service

.....	\$0.08
-------	--------

Deferred Charges

.....	117,016.71
-------	------------

Total Municipal Expenditures	\$661,993.71
------------------------------	--------------

Required Payments for Local

School, County, and Special District Taxes	1,217,593.19
--	--------------

TOTAL EXPENDITURES	\$1,879,586.90
---------------------------	-----------------------

Reserve for Uncollected Taxes...

.....	\$251,059.29
-------	--------------

GRAND TOTAL	\$2,130,646.19
--------------------	-----------------------

REVENUES REALIZED IN 1967

Surplus revenue appropriated	\$350,000.00
Miscellaneous revenues realized ..	581,144.85
State aid revenues realized	80,991.40
Delinquent tax and lien collections ..	142,055.42
Current tax collections	1,144,720.91
Emergency borrowings

TOTAL REVENUES	\$2,278,912.68
-----------------------	-----------------------

CAPITAL OUTLAY (BY ORDINANCE) 1967

Beaches and boardwalks
Buildings and equipment	\$23,489.000
Parks and playgrounds
Sanitary sewers
Streets and roads
Water supply
Other purposes

	\$23,489.000
--	---------------------

TAXES

Local school taxes	\$852,245.39
County taxes	365,347.80
Special district taxes

	\$1,217,593.19
--	-----------------------

Local purpose taxes
Veteran and senior citizen tax ...	48,040.00

Total tax levy (for rate purposes)	\$1,265,633.19
---	-----------------------

Per Capita Total Tax Levy ...

	\$190.32
--	-----------------

General tax rate	7.54
Adjusted business personalty tax rate
Adjusted general tax rate

Current Taxes

1967 taxes levied (total)	\$1,279,051.03
Collected in 1967	1,144,720.91
Per cent of levy collected	89.49
Transferred to liens	29,360.04
Adjustments	3,296.08
Balance December 31, 1967	\$101,674.00

All Prior Years Taxes Outstanding

Balance January 1, 1967	\$183,135.56
Collected in 1967	120,720.86
Adjustments	-35,303.40
Balance December 31, 1967	\$27,111.30

Tax Title Liens Outstanding

Balance January 1, 1967	\$271,493.29
Redeemed by cash	21,334.56
Adjustments	-68,669.46
Balance December 31, 1967	\$181,489.27

Property Acquired by Deed or Foreclosure

Balance January 1, 1967	\$70,560.00
Sale for cash	13,925.00
Adjustments	+112,835.00
Balance December 31, 1967	\$169,470.00

CAPITAL DEBT, DECEMBER 31, 1967

Authorized—Issued and Unissued

	Gross Debt	Net Debt
School debt	\$2,414,128.00	\$237,608.00
Self-liquidating debt
Other capital debt	23,500.00	23,500.00
	\$2,437,628.00	\$261,108.00
Per Cent	5.83	0.62
Per Capita	\$366.56	\$39.26

Issued and Outstanding

School debt	\$1,164,128.00
Self-liquidating debt
Other capital debt
	\$1,164,128.00

Equalized Valuation Basis \$41,746,403.00

CURRENT FINANCES DECEMBER 31, 1967

Cash	\$1,045,462.24
Taxes receivable	128,785.30
Tax title liens	181,489.27
Foreclosed property	169,470.00
Other receivables	4,728.99
Emergencies and deferred charges ..	35,000.00
State road aid receivable	52,326.90
	\$1,617,261.80
Cash liabilities	\$398,930.88
Reserves for receivables	484,473.56
Surplus revenue	733,857.36
	\$1,617,261.80

EGG HARBOR CITY—CITY—ATLANTIC COUNTY

Population U. S. Census, 1960—4,416
Estimated Population, 1967—4,930

Land Area 11.09 sq. mi.

Net Valuation Taxable \$7,770,087
Equalized Valuation \$15,792,462

EXPENDITURES FOR 1967

General Government	
Administrative and executive	\$59,220.00
Assessment and collection of taxes	17,660.00
Financial administration	4,775.00
Public Safety	
Fire protection	10,300.00
Police protection	58,850.00
Other protection	1,000.00
Civil defense and disaster control	1,300.00
Streets and Roads	
Repairs and maintenance	46,600.00
Street lighting	18,500.00
Sanitation	
Street cleaning
Garbage and trash removal	13,000.00
Sanitary sewers
Health and Welfare	
Health services	3,700.00
Welfare—public assistance	2,150.00
Hospitals	2,000.00
Recreation	
Beaches and boardwalks
Parks and playgrounds	11,950.00
Other recreational services
Education (excl. school districts)	
Libraries	1,755.00
Other educational services	1,200.00
Statutory Expenditures	16,860.00
Unclassified Purposes	1,200.00
Total Municipal Functions	\$272,020.00
Per Capita—Municipal Functions	\$55.18
Capital Improvements	49,220.00
Debt Service	
Principal payments
Interest payments
Per Capita—Debt Service
Deferred Charges	12,799.29
Total Municipal Expenditures	\$334,039.29
Required Payments for Local School, County, and Special District Taxes	
	497,790.59
TOTAL EXPENDITURES	\$831,829.88
Reserve for Uncollected Taxes...	\$65,179.98
GRAND TOTAL	\$897,009.86

REVENUES REALIZED IN 1967

Surplus revenue appropriated	\$85,000.00
Miscellaneous revenues realized	96,659.39
State aid revenues realized	30,836.00
Delinquent tax and lien collections ..	41,603.65
Current tax collections	643,802.78
Emergency borrowings

TOTAL REVENUES \$897,901.82

CAPITAL OUTLAY (BY ORDINANCE) 1967

Beaches and boardwalks
Buildings and equipment
Parks and playgrounds
Sanitary sewers	\$220.00
Streets and roads
Water supply	8,996.55
Other purposes
	\$9,216.55

TAXES

Local school taxes	\$376,925.16
County taxes	120,865.43
Special district taxes
	\$497,790.59
Local purpose taxes	191,999.82
Veteran and senior citizen tax	33,840.00
Total tax levy (for rate purposes)	\$723,630.41
Per Capita Total Tax Levy	
General tax rate	9.26
Adjusted business personalty tax rate
Adjusted general tax rate
Current Taxes	
1967 taxes levied (total)	\$691,911.97
Collected in 1967	643,802.78
Per cent of levy collected	93.04
Transferred to liens	4,021.71
Adjustments	2,421.38
Balance December 31, 1967	\$41,666.10
All Prior Years Taxes Outstanding	
Balance January 1, 1967	\$40,094.44
Collected in 1967	35,429.53
Adjustments	1,775.91
Balance December 31, 1967	\$2,892.00
Tax Title Liens Outstanding	
Balance January 1, 1967	\$164,680.63
Redeemed by cash	6,174.12
Adjustments	2,940.15
Balance December 31, 1967	\$155,566.36
Property Acquired by Deed or Foreclosure	
Balance January 1, 1967	\$55,165.01
Sale for cash	2,102.00
Adjustments	7,259.67
Balance December 31, 1967	\$60,322.68

CAPITAL DEBT, DECEMBER 31, 1967

Authorized—Issued and Unissued

	Gross Debt	Net Debt
School debt	\$306,633.00	
Self-liquidating debt ..	299,000.00	\$122,593.00
Other capital debt
	\$605,633.00	\$122,593.00
Per Cent	4.37	0.88
Per Capita	\$122.85	\$24.87

Issued and Outstanding

School debt	\$306,633.00
Self-liquidating debt	174,000.00
Other capital debt
	\$480,633.00

Equalized Valuation Basis \$13,851,777.00

CURRENT FINANCES DECEMBER 31, 1967

Cash	\$137,211.42
Taxes receivable	44,558.10
Tax title liens	155,566.36
Foreclosed property	60,322.68
Other receivables	2,605.25
Emergencies and deferred charges ..	5,260.00
State road aid receivable	22,154.86
	\$427,678.67
Cash liabilities	\$49,545.59
Reserves for receivables	263,052.39
Surplus revenue	115,080.69
	\$427,678.67

ELIZABETH CITY—UNION COUNTY

Population U. S. Census, 1960—107,698
Estimated Population, 1967—118,320

Land Area 11.69 sq. mi.

Net Valuation Taxable \$297,448,950
Equalized Valuation \$678,294,150

EXPENDITURES FOR 1967

General Government

Administrative and executive \$1,283,201.50
Assessment and collection of taxes 155,921.00
Financial administration 80,982.00

Public Safety

Fire protection 2,455,878.91
Police protection 2,745,974.26
Other protection
Civil defense and disaster control 17,044.80

Streets and Roads

Repairs and maintenance 1,129,884.00
Street lighting 288,000.00

Sanitation

Street cleaning
Garbage and trash removal 531,000.00
Sanitary sewers 320,760.00

Health and Welfare

Health services 476,693.80
Welfare—public assistance 230,592.00
Hospitals 177,526.71

Recreation

Beaches and boardwalks
Parks and playgrounds 108,075.00
Other recreational services 184,226.00

Education (excl. school districts)

Libraries 475,000.00
Other educational services 11,250.00

Statutory Expenditures

..... 1,302,915.00

Unclassified Purposes

..... 111,700.00

Total Municipal Functions \$12,086,624.98

Per Capita—Municipal Functions

\$102.15

Capital Improvements

..... 318,800.00

Debt Service

Principal payments .. \$948,500.00
Interest payments .. 520,903.17

Per Capita—Debt Service

\$12.42

Deferred Charges

..... 65,643.05

Total Municipal Expenditures \$13,940,471.20

Required Payments for Local

School, County, and Special

District Taxes 10,728,224.46

TOTAL EXPENDITURES \$24,668,695.66

Reserve for Uncollected Taxes...

\$1,241,550.69

GRAND TOTAL \$25,910,246.35

REVENUES REALIZED IN 1967

Surplus revenue appropriated \$1,050,036.69
Miscellaneous revenues realized .. 3,341,140.92
State aid revenues realized .. 635,276.79

Delinquent tax and lien collections 682,192.93

Current tax collections 19,866,498.23

Emergency borrowings
TOTAL REVENUES \$25,575,145.56

CAPITAL OUTLAY (BY ORDINANCE) 1967

Beaches and boardwalks
Buildings and equipment \$1,138,045.17
Parks and playgrounds 38,018.15

Sanitary sewers 1,234,917.06

Streets and roads 72,227.09

Water supply
Other purposes **593,528.12

\$3,076,735.59

TAXES

Local school taxes \$8,894,580.91
County taxes 2,377,240.96
Special district taxes
\$11,271,821.87

Local purpose taxes 9,437,930.66

Veteran and senior citizen tax ... 357,680.00

Total tax levy (for rate purposes) \$21,067,432.53

Per Capita Total Tax Levy ... \$178.05

General tax rate
Adjusted business personality tax rate 8.33

Adjusted general tax rate 6.94

Current Taxes

1967 taxes levied (total) \$21,162,967.86

Collected in 1967 19,866,498.23

Per cent of levy col-
lected 93.87

Transferred to liens 31,735.66

Adjustments 469,808.29

Balance December 31, 1967 \$794,925.68

All Prior Years Taxes Outstanding

Balance January 1, 1967 \$1,834,011.83

Collected in 1967 646,981.80

Adjustments —30,049.43

Balance December 31, 1967 \$1,156,980.60

Tax Title Liens Outstanding

Balance January 1, 1967 \$112,178.66

Redeemed by cash 35,211.13

Adjustments +59,857.57

Balance December 31, 1967 \$136,825.10

Property Acquired by Deed or Foreclosure

Balance January 1, 1967 \$107,534.40

Sale for cash 31,200.00

Adjustments +25,750.00

Balance December 31, 1967 \$102,084.40

CAPITAL DEBT, DECEMBER 31, 1967

Authorized—Issued and Unissued

	Gross Debt	Net Debt
School debt	\$17,742,504.00	
Self-liquidating debt	444,000.00	
Other capital debt	14,069,080.00	\$11,728,754.00
	\$32,255,584.00	\$11,728,754.00

Per Cent 5.43

Per Capita \$272.62 899.13

Issued and Outstanding

School debt	\$8,442,054.00
Self-liquidating debt	444,000.00
Other capital debt	12,397,350.00
	\$21,283,404.00

Equalized Valuation Basis \$593,859,145.00

CURRENT FINANCES DECEMBER 31, 1967

Cash	\$1,922,765.80
Taxes receivable	1,951,906.28
Tax title liens	136,825.19
Foreclosed property	102,084.40
Other receivables	25,906.03
Emergencies and deferred charges	165,613.00
State road aid receivable	220,227.59
	\$4,525,328.25

Cash liabilities \$1,198,164.86

Reserves for receivables 2,216,721.86

Surplus revenue 1,110,441.53

\$4,525,328.25

* Includes \$543,597.41 Chapter VI School Debt Service.

** Chapter VI School Capital Outlay.

ELK TOWNSHIP—GLOUCESTER COUNTY

Population U. S. Census, 1960—2,635
Estimated Population, 1967—2,790

Land Area 20.19 sq. mi.

Net Valuation Taxable \$2,575,843
Equalized Valuation \$10,151,036

EXPENDITURES FOR 1967

General Government	
Administrative and executive	\$14,675.00
Assessment and collection of taxes	7,300.00
Financial administration	3,175.00
Public Safety	
Fire protection	3,000.00
Police protection	1,800.00
Other protection	480.03
Civil defense and disaster control	100.00
Streets and Roads	
Repairs and maintenance	14,375.00
Street lighting	3,600.00
Sanitation	
Street cleaning
Garbage and trash removal	2,100.00
Sanitary sewers
Health and Welfare	
Health services	350.00
Welfare—public assistance	1,840.00
Hospitals
Recreation	
Beaches and boardwalks
Parks and playgrounds
Other recreational services
Education (excl. school districts)	
Libraries
Other educational services
Statutory Expenditures	500.00
Unclassified Purposes	50.00
Total Municipal Functions	\$53,345.00
Per Capita—Municipal Functions	\$19.12
Capital Improvements	16,232.22
Debt Service
Principal payments
Interest payments
Per Capita—Debt Service
Deferred Charges	14,936.53
Total Municipal Expenditures	\$84,513.75
Required Payments for Local School, County, and Special District Taxes	236,491.20
TOTAL EXPENDITURES	\$321,004.95
Reserve for Uncollected Taxes..	\$35,840.47
GRAND TOTAL	\$356,845.42

REVENUES REALIZED IN 1967

Surplus revenue appropriated	\$40,774.22
Miscellaneous revenues realized ..	60,401.61
State aid revenues realized	17,930.00
Delinquent tax and lien collections ..	29,136.35
Current tax collections	211,528.05
Emergency borrowings

TOTAL REVENUES \$359,770.23

CAPITAL OUTLAY (BY ORDINANCE) 1967

Beaches and boardwalks
Buildings and equipment
Parks and playgrounds
Sanitary sewers
Streets and roads
Water supply
Other purposes

TAXES

Local school taxes	\$192,471.80
County taxes	44,019.40
Special district taxes
Total	\$236,491.20
Local purpose taxes	17,030.00
Veteran and senior citizen tax
Total tax levy (for rate purposes)	\$253,521.20
Per Capita Total Tax Levy ...	\$90.87
General tax rate
Adjusted business personality tax rate	17.29
Adjusted general tax rate	9.65
Current Taxes	
1967 taxes levied (total)	\$238,389.11
Collected in 1967	211,528.05
Per cent of levy col-lected	88.73
Transferred to liens	4,921.89
Adjustments	773.40
Balance December 31, 1967	\$21,165.77
All Prior Years Taxes Outstanding	
Balance January 1, 1967	\$30,142.91
Collected in 1967	26,170.69
Adjustments	—3,517.89
Balance December 31, 1967	\$454.33
Tax Title Liens Outstanding	
Balance January 1, 1967	\$30,486.15
Redeemed by cash	2,967.66
Adjustments	+3,840.69
Balance December 31, 1967	\$31,361.18
Property Acquired by Deed or Foreclosure	
Balance January 1, 1967	\$98,490.00
Sale for cash	8,425.00
Adjustments	+10,650.00
Balance December 31, 1967	\$100,715.00

CAPITAL DEBT, DECEMBER 31, 1967

Authorized—Issued and Unissued		
	Gross Debt	Net Debt
School debt	\$314,787.00
Self-liquidating debt
Other capital debt
	\$314,787.00
Per Cent	3.41
Per Capita	\$112.83
Issued and Outstanding		
School debt		\$314,787.00
Self-liquidating debt
Other capital debt
		\$314,787.00

Equalized Valuation Basis \$9,227,264.00

CURRENT FINANCES DECEMBER 31, 1967

Cash	\$128,522.00
Taxes receivable	21,620.10
Tax title liens	31,361.18
Foreclosed property	100,715.00
Other receivables	375.62
Emergencies and deferred charges ..	17,930.00
State road aid receivable
	\$300,523.99
Cash liabilities	\$20,640.74
Reserves for receivables	154,071.90
Surplus revenue	125,811.35
	\$300,523.99

ELMER BOROUGH—SALEM COUNTY

Population U. S. Census, 1960—1,503
Estimated Population, 1967—1,630

Land Area 0.72 sq. mi.

Net Valuation Taxable \$1,700,955
Equalized Valuation \$6,176,619

EXPENDITURES FOR 1967

General Government	
Administrative and executive	\$12,580.00
Assessment and collection of taxes	2,500.00
Financial administration	2,000.00
Public Safety	
Fire protection	6,300.00
Police protection	8,350.00
Other protection
Civil defense and disaster control	250.00
Streets and Roads	
Repairs and maintenance	4,100.00
Street lighting	6,763.00
Sanitation	
Street cleaning	500.00
Garbage and trash removal	4,600.00
Sanitary sewers	500.00
Health and Welfare	
Health services	2,250.00
Welfare—public assistance	550.00
Hospitals	300.00
Recreation	
Beaches and boardwalks
Parks and playgrounds	1,500.00
Other recreational services
Education (excl. school districts)	
Libraries	600.00
Other educational services	2,000.00
Statutory Expenditures	550.00
Unclassified Purposes	50.00
Total Municipal Functions	\$56,243.00
Per Capita—Municipal Functions	\$34.50
Capital Improvements	15,600.00
Debt Service	100.00
Principal payments
Interest payments ..	\$100.00
Per Capita—Debt Service	\$0.06
Deferred Charges	38.74
Total Municipal Expenditures	\$71,981.74
Required Payments for Local School, County, and Special District Taxes	142,931.18
TOTAL EXPENDITURES	\$214,912.92
Reserve for Uncollected Taxes...	\$15,249.36
GRAND TOTAL	\$230,162.28

REVENUES REALIZED IN 1967

Surplus revenue appropriated	\$8,000.00
Miscellaneous revenues realized	18,576.08
State aid revenues realized	9,865.28
Delinquent tax and lien collections	7,327.10
Current tax collections	174,909.45
Emergency borrowings
TOTAL REVENUES	\$218,677.91

CAPITAL OUTLAY (BY ORDINANCE) 1967

Beaches and boardwalks
Buildings and equipment	\$3,355.00
Parks and playgrounds
Sanitary sewers
Streets and roads
Water supply	4,449.20
Other purposes
TOTAL	\$7,804.20

TAXES

Local school taxes	\$101,641.00
County taxes	41,290.18
Special district taxes
Total	\$142,931.18
Local purpose taxes	42,618.10
Veteran and senior citizen tax ...	10,450.00
Total tax levy (for rate purposes)	\$195,999.28
Per Capita Total Tax Levy	\$120.24
General tax rate	11.21
Adjusted business personalty tax rate
Adjusted general tax rate
Current Taxes	
1967 taxes levied (total)	\$185,549.28
Collected in 1967	174,909.45
Per cent of levy collected	94.26
Transferred to liens
Adjustments
Balance December 31, 1967	\$10,639.83
All Prior Years Taxes Outstanding	
Balance January 1, 1967	\$12,853.65
Collected in 1967	7,327.10
Adjustments
Balance December 31, 1967	\$5,526.55
Tax Title Liens Outstanding	
Balance January 1, 1967
Redeemed by cash
Adjustments
Balance December 31, 1967
Property Acquired by Deed or Foreclosure	
Balance January 1, 1967
Sale for cash
Adjustments
Balance December 31, 1967

CAPITAL DEBT, DECEMBER 31, 1967

Authorized—Issued and Unissued

	Gross Debt	Net Debt
School debt	\$200,000.00	\$41,526.00
Self-liquidating debt ..	54,000.00
Other capital debt
Total	\$254,000.00	\$41,526.00
Per Cent	4.80	0.78
Per Capita	\$155.83	\$25.48

Issued and Outstanding

School debt	\$200,000.00
Self-liquidating debt	54,000.00
Other capital debt
Total	\$254,000.00

Equalized Valuation Basis \$5,282,451.00

CURRENT FINANCES DECEMBER 31, 1967	
Cash	\$51,049.40
Taxes receivable	16,448.76
Tax title liens
Foreclosed property
Other receivables	2,102.30
Emergencies and deferred charges ..	7,929.00
State road aid receivable
Total	\$77,529.46
Cash liabilities	\$21,888.80
Reserves for receivables	18,551.06
Surplus revenue	37,089.60
Total	\$77,529.46

EL SINBORO TOWNSHIP—SALEM COUNTY

Population U. S. Census, 1960—1,220
Estimated Population, 1967—1,400

Land Area 13.04 sq. mi.

Net Valuation Taxable \$1,514,848
Equalized Valuation \$6,069,284

EXPENDITURES FOR 1967

General Government	
Administrative and executive	\$7,900.00
Assessment and collection of taxes	4,100.00
Financial administration	2,050.00
Public Safety	
Fire protection	1,750.00
Police protection	3,725.00
Other protection	400.00
Civil defense and disaster control	350.00
Streets and Roads	
Repairs and maintenance	8,350.00
Street lighting	3,036.00
Sanitation	
Street cleaning
Garbage and trash removal	3,000.00
Sanitary sewers
Health and Welfare	
Health services	825.00
Welfare—public assistance	725.00
Hospitals	200.00
Recreation	
Benches and boardwalks
Parks and playgrounds
Other recreational services
Education (excl. school districts)	
Libraries
Other educational services
Statutory Expenditures	300.00
Unclassified Purposes	150.00
Total Municipal Functions	\$36,861.00
Per Capita—Municipal Functions	\$26.33
Capital Improvements	11,000.00
Debt Service	
Principal payments
Interest payments
Per Capita—Debt Service
Deferred Charges	1,200.00
Total Municipal Expenditures	\$49,061.00
Required Payments for Local School, County, and Special District Taxes	
.....	130,207.86
TOTAL EXPENDITURES	\$179,268.86
Reserve for Uncollected Taxes	\$23,539.90
GRAND TOTAL	\$202,808.76

REVENUES REALIZED IN 1967

Surplus revenue appropriated	\$25,384.90
Miscellaneous revenues realized ..	22,154.67
State aid revenues realized	13,401.00
Delinquent tax and lien collections ..	15,644.96
Current tax collections	123,910.82
Emergency borrowings
TOTAL REVENUES	\$200,496.35

CAPITAL OUTLAY (BY ORDINANCE) 1967

Benches and boardwalks
Buildings and equipment
Parks and playgrounds
Sanitary sewers
Streets and roads	\$4,669.50
Water supply
Other purposes
.....	\$4,669.50

TAXES

Local school taxes	\$89,655.00
County taxes	40,552.86
Special district taxes
.....	\$130,207.86
Local purpose taxes	9,815.00
Veteran and senior citizen tax	8,610.00
Total tax levy (for rate purposes)	\$148,632.86
Per Capita Total Tax Levy	
General tax rate
Adjusted business personalty tax rate	10.43
Adjusted general tax rate	9.81
Current Taxes	
1967 taxes levied (total)	\$140,821.20
Collected in 1967	123,910.82
Per cent of levy collected	87.99
Transferred to liens	450.48
Adjustments	805.91
Balance December 31, 1967	\$15,653.99
All Prior Years Taxes Outstanding	
Balance January 1, 1967	\$16,625.82
Collected in 1967	15,579.64
Adjustments	—1,042.83
Balance December 31, 1967	\$3.35
Tax Title Liens Outstanding	
Balance January 1, 1967	\$2,268.05
Redeemed by cash	65.32
Adjustments	+490.74
Balance December 31, 1967	\$2,693.47
Property Acquired by Deed or Foreclosure	
Balance January 1, 1967
Sale for cash
Adjustments
Balance December 31, 1967

CAPITAL DEBT, DECEMBER 31, 1967

Authorized—Issued and Unissued		
	Gross Debt	Net Debt
School debt	\$149,000.00
Self-liquidating debt
Other capital debt	5,700.00	\$5,700.00
.....	\$154,700.00	\$5,700.00
Per Cent	2.77	0.10
Per Capita	\$110.50	\$4.07

Issued and Outstanding

School debt	\$17,000.00
Self-liquidating debt
Other capital debt
.....	\$17,000.00

Equalized Valuation Basis \$5,565,968.00

CURRENT FINANCES DECEMBER 31, 1967

Cash	\$50,065.72
Taxes receivable	15,657.34
Tax title liens	2,693.47
Foreclosed property
Other receivables	4,827.81
Emergencies and deferred charges ..	7,427.81
State road aid receivable	13,557.00
.....	\$94,229.15
Cash liabilities	\$11,110.45
Reserves for receivables	23,178.62
Surplus revenue	59,940.08
.....	\$94,229.15

EMERSON BOROUGH—BERGEN COUNTY

Population U. S. Census, 1960—6,849
Estimated Population, 1967—8,150

Land Area 2.35 sq. mi.

Net Valuation Taxable \$55,133,276
Equalized Valuation \$58,175,999

EXPENDITURES FOR 1967

General Government	
Administrative and executive	\$91,494.00
Assessment and collection of taxes ..	17,810.00
Financial administration	9,163.00
Public Safety	
Fire protection	31,743.00
Police protection	130,162.00
Other protection	6,200.00
Civil defense and disaster control ..	2,225.00
Streets and Roads	
Repairs and maintenance	81,636.00
Street lighting	13,000.00
Sanitation	
Street cleaning	39,850.00
Garbage and trash removal	39,850.00
Sanitary sewers
Health and Welfare	
Health services	12,910.00
Welfare—public assistance	912.50
Hospitals	350.00
Recreation	
Beaches and boardwalks
Parks and playgrounds	10,855.00
Other recreational services
Education (excl. school districts)	
Libraries	20,000.00
Other educational services
Statutory Expenditures	27,069.70
Unclassified Purposes
Total Municipal Functions	\$500,380.20

Per Capita—Municipal Functions	\$61.40
Capital Improvements	57,811.18
Debt Service	17,895.00
Principal payments ..	\$12,750.00
Interest payments ..	5,145.00
Per Capita—Debt Service	\$2.20
Deferred Charges	4,763.74
Total Municipal Expenditures	\$580,850.12

Required Payments for Local School, County, and Special District Taxes	1,520,740.02
---	--------------

TOTAL EXPENDITURES \$2,101,590.14

Reserve for Uncollected Taxes... \$85,684.38

GRAND TOTAL \$2,187,274.52

REVENUES REALIZED IN 1967

Surplus revenue appropriated	\$100,000.00
Miscellaneous revenues realized ..	179,159.87
State aid revenues realized	18,833.00
Delinquent tax and lien collections ..	34,389.11
Current tax collections	1,855,183.23
Emergency borrowings

TOTAL REVENUES \$2,187,565.21

CAPITAL OUTLAY (BY ORDINANCE) 1967

Beaches and boardwalks	
Buildings and equipment	\$24,710.62
Parks and playgrounds	1,975.00
Sanitary sewers	190,718.40
Streets and roads	6,403.19
Water supply
Other purposes
	\$223,807.21

TAXES

Local school taxes	\$1,324,486.00
County taxes	196,254.02
Special district taxes
	\$1,520,740.02
Local purpose taxes	375,531.50
Veteran and senior citizen tax ...	55,690.00
Total tax levy (for rate purposes)	\$1,951,961.52

Per Capita Total Tax Levy ...	\$239.50
General tax rate
Adjusted business personalty tax rate	5.49
Adjusted general tax rate	3.52

Current Taxes

1967 taxes levied (total)	\$1,914,477.33
Collected in 1967	1,855,183.23
Per cent of levy col- lected	96.90
Transferred to liens	1,754.96
Adjustments	19,105.70
Balance December 31, 1967	\$38,433.44

All Prior Years Taxes Outstanding

Balance January 1, 1967	\$90,722.05
Collected in 1967	31,420.97
Adjustments	-1,244.98
Balance December 31, 1967	\$58,056.10

Tax Title Liens Outstanding

Balance January 1, 1967	\$1,253.18
Redeemed by cash	2,968.14
Adjustments	+3,318.56
Balance December 31, 1967	\$1,603.60

Property Acquired by Deed or Foreclosure

Balance January 1, 1967	\$6,350.00
Sale for cash	10,161.00
Adjustments	+9,611.00
Balance December 31, 1967	\$5,800.00

CAPITAL DEBT, DECEMBER 31, 1967

Authorized—Issued and Unissued

	Gross Debt	Net Debt
School debt	\$2,479,000.00	\$130,326.00
Self-liquidating debt ..	2,611,000.00
Other capital debt	243,503.00	184,374.00
	\$5,333,503.00	\$314,700.00
Per Cent	9.08	0.53
Per Capita	\$654.42	\$38.61

Issued and Outstanding

School debt	\$2,479,000.00
Self-liquidating debt	2,141,000.00
Other capital debt	207,000.00
	\$4,827,000.00

Equalized Valuation Basis \$58,716,848.00

CURRENT FINANCES DECEMBER 31, 1967

Cash	\$935,309.62
Taxes receivable	96,489.54
Tax title liens	1,603.60
Foreclosed property	5,800.00
Other receivables	15,810.64
Emergencies and deferred charges ..	8,115.95
State road aid receivable	15,206.00
	\$1,078,335.35
Cash liabilities	\$683,364.87
Reserves for receivables	119,703.78
Surplus revenue	275,266.70
	\$1,078,335.35

ENGLEWOOD CITY—BERGEN COUNTY

Population U. S. Census, 1960—26,057
Estimated Population, 1967—27,130

Land Area 4.90 sq. mi.

Net Valuation Taxable \$237,746,562
Equalized Valuation \$251,304,620

EXPENDITURES FOR 1967

General Government	
Administrative and executive	\$384,242.28
Assessment and collection of taxes	62,435.92
Financial administration	86,172.66
Public Safety	
Fire protection	523,166.93
Police protection	831,333.05
Other protection	40,086.53
Civil defense and disaster control	55,970.24
Streets and Roads	
Repairs and maintenance	333,837.92
Street lighting	61,191.78
Sanitation	
Street cleaning	200,606.67
Garbage and trash removal	280,578.91
Sanitary sewers
Health and Welfare	
Health services	88,342.99
Welfare—public assistance	18,059.74
Hospitals
Recreation	
Beaches and boardwalks
Parks and playgrounds	143,454.76
Other recreational services	48,429.50
Education (excl. school districts)	
Libraries	128,502.81
Other educational services	2,100.33
Statutory Expenditures	
.....	338,035.96
Unclassified Purposes	
.....	4,019.85
Total Municipal Functions	\$3,630,569.13
Per Capita—Municipal Functions	
.....	\$133.82
Capital Improvements	
.....	118,061.46
Debt Service	
.....	*554,368.45
Principal payments	\$383,706.76
Interest payments	170,661.69
Per Capita—Debt Service	
.....	\$20.43
Deferred Charges	
.....	21,300.00
Total Municipal Expenditures	\$4,324,299.04
Required Payments for Local School, County, and Special District Taxes	
.....	4,157,768.30
TOTAL EXPENDITURES	
.....	\$8,482,067.34
Reserve for Uncollected Taxes..	
.....	\$416,937.19
GRAND TOTAL	
.....	\$8,899,004.53

REVENUES REALIZED IN 1967

Surplus revenue appropriated	\$500,000.00
Miscellaneous revenues realized	827,682.55
State aid revenues realized	71,008.86
Delinquent tax and lien collections	190,605.10
Current tax collections	7,315,705.78
Emergency borrowings
TOTAL REVENUES	
.....	\$8,905,002.29

CAPITAL OUTLAY (BY ORDINANCE) 1967

Beaches and boardwalks
Buildings and equipment	**\$1,537,403.10
Parks and playgrounds
Sanitary sewers	2,613.88
Streets and roads	180,026.12
Water supply
Other purposes	146,018.64
TOTAL	
.....	\$1,866,061.74

TAXES

Local school taxes	\$3,695,011.75
County taxes	843,179.66
Special district taxes
Total	
.....	\$4,538,191.41
Local purpose taxes	2,975,782.57
Veteran and senior citizen tax	100,960.00
Total tax levy (for rate purposes)	
.....	\$7,614,933.98
Per Capita Total Tax Levy	
.....	\$280.68
General tax rate	3.20
Adjusted business personalty tax rate
Adjusted general tax rate
Current Taxes	
1967 taxes levied (total)	\$7,564,916.56
Collected in 1967	7,315,705.78
Per cent of levy collected	96.70
Transferred to liens	1,171.20
Adjustments	18,485.70
Balance December 31, 1967	\$229,553.88
All Prior Years Taxes Outstanding	
Balance January 1, 1967	\$190,647.93
Collected in 1967	187,370.67
Adjustments	—3,277.26
Balance December 31, 1967
Tax Title Liens Outstanding	
Balance January 1, 1967	\$6,024.78
Redeemed by cash	3,234.43
Adjustments	+1,171.20
Balance December 31, 1967	\$3,961.55
Property Acquired by Deed or Foreclosure	
Balance January 1, 1967	\$147,563.00
Sale for cash	64,833.00
Adjustments	+58,145.00
Balance December 31, 1967	\$140,873.00

CAPITAL DEBT, DECEMBER 31, 1967

Authorized—Issued and Unissued		
	Gross Debt	Net Debt
School debt	\$6,836,000.00
Self-liquidating debt	89,483.00
Other capital debt	2,752,397.00	\$2,752,397.00
Total		\$9,677,880.00
Per Cent	4.13	1.17
Per Capita	\$356.72	\$101.45

Issued and Outstanding

School debt	\$4,441,000.00
Self-liquidating debt	89,483.00
Other capital debt	1,830,398.00
Total	
.....	\$6,360,881.00

Equalized Valuation Basis \$233,890,233.00

CURRENT FINANCES DECEMBER 31, 1967

Cash	\$1,148,618.25
Taxes receivable	229,553.88
Tax title liens	3,961.55
Foreclosed property	140,873.00
Other receivables	73,709.21
Emergencies and deferred charges	108,944.93
State road aid receivable	48,197.00
Total	
.....	\$1,753,857.82
Cash liabilities	\$345,014.92
Reserves for receivables	448,097.64
Surplus revenue	960,745.26
Total	
.....	\$1,753,857.82

* Includes \$380,423.11 Chapter VI School Debt Service.

** Includes \$940,177.90 Chapter VI School Capital Outlay.

ENGLEWOOD CLIFFS BOROUGH—BERGEN COUNTY

Population U. S. Census, 1960—2,913
Estimated Population, 1967—4,990

Land Area 1.80 sq. mi.

Net Valuation Taxable \$83,869,919
Equalized Valuation \$104,539,446

EXPENDITURES FOR 1967

General Government		
Administrative and executive	\$87,925.00	
Assessment and collection of taxes ..	44,962.00	
Financial administration	4,300.00	
Public Safety		
Fire protection	31,790.00	
Police protection	216,424.00	
Other protection	5,270.00	
Civil defense and disaster control ..	400.00	
Streets and Roads		
Repairs and maintenance	101,475.00	
Street lighting	16,500.00	
Sanitation		
Street cleaning	
Garbage and trash removal	27,875.00	
Sanitary sewers	66,136.56	
Health and Welfare		
Health services	6,800.00	
Welfare—public assistance	250.00	
Hospitals	1,500.00	
Recreation		
Beaches and boardwalks	
Parks and playgrounds	18,425.00	
Other recreational services	
Education (excl. school districts)		
Libraries	
Other educational services	
Statutory Expenditures	20,100.00	
Unclassified Purposes	1,000.00	
Total Municipal Functions	\$651,132.56	
Per Capita—Municipal Functions	
Capital Improvements	\$105,000.00	
Debt Service	8,692.14	
Principal payments ..	\$6,692.14	
Interest payments ..	2,000.00	
Per Capita—Debt Service ..	\$130.49	
Deferred Charges	931.94	
Total Municipal Expenditures	\$765,756.64	
Required Payments for Local School, County, and Special District Taxes	1,610,734.90	
TOTAL EXPENDITURES	\$2,376,491.54	
Reserve for Uncollected Taxes...	\$139,779.72	
GRAND TOTAL	\$2,516,271.26	

REVENUES REALIZED IN 1967		
Surplus revenue appropriated	\$250,000.00	
Miscellaneous revenues realized ..	285,883.60	
State aid revenues realized	1,765.00	
Delinquent tax and lien collections ..	84,175.16	
Current tax collections	1,895,328.39	
Emergency borrowings	
TOTAL REVENUES	\$2,517,152.15	

CAPITAL OUTLAY (BY ORDINANCE) 1967

Beaches and boardwalks
Buildings and equipment
Parks and playgrounds	\$44,430.52
Sanitary sewers
Streets and roads	47,765.86
Water supply
Other purposes
	\$92,196.38

TAXES

Local school taxes	\$1,260,198.00
County taxes	350,536.90
Special district taxes
	\$1,610,734.90
Local purpose taxes	361,655.10
Veteran and senior citizen tax ...	26,990.00
Total tax levy (for rate purposes)	\$1,999,380.00
Per Capita Total Tax Levy ...	\$400.68
General tax rate
Adjusted business personalty tax rate	5.53
Adjusted general tax rate	2.26
Current Taxes	
1967 taxes levied (total)	\$2,003,511.10
Collected in 1967	1,895,328.39
Per cent of levy col- lected	94.60
Transferred to liens	92.66
Adjustments	16,677.50
Balance December 31, 1967	\$91,412.55
All Prior Years Taxes Outstanding	
Balance January 1, 1967	\$81,337.65
Collected in 1967	84,175.16
Adjustments	+5,856.51
Balance December 31, 1967	\$3,019.00
Tax Title Liens Outstanding	
Balance January 1, 1967	\$361.48
Redeemed by cash
Adjustments	+92.66
Balance December 31, 1967	\$454.14
Property Acquired by Deed or Foreclosure	
Balance January 1, 1967	\$24,628.00
Sale for cash
Adjustments
Balance December 31, 1967	\$24,628.00

CAPITAL DEBT, DECEMBER 31, 1967

Authorized—Issued and Unissued		
	Gross Debt	Net Debt
School debt	\$2,368,000.00
Self-liquidating debt
Other capital debt	102,000.00	\$101,897.00
	\$2,470,000.00	\$101,897.00
Per Cent	2.38	0.09
Per Capita	\$494.99	\$20.42
Issued and Outstanding		
School debt	\$2,368,000.00	
Self-liquidating debt	10,000.00
Other capital debt
	\$2,378,000.00	
Equalized Valuation Basis \$103,382,150.00		
CURRENT FINANCES DECEMBER 31, 1967		
Cash	\$441,975.60	
Taxes receivable	94,431.55	
Tax title liens	454.14	
Foreclosed property	24,628.00	
Other receivables	
Emergencies and deferred charges ..	20,800.00	
State road aid receivable	1,765.00	
	\$584,054.29	
Cash liabilities	\$90,844.19	
Reserves for receivables	119,513.69	
Surplus revenue	373,696.41	
	\$584,054.29	

ENGLISHTOWN BOROUGH—MONMOUTH COUNTY

Population U. S. Census, 1960—1,143
Estimated Population, 1967—1,380

Land Area 0.60 sq. mi.

Net Valuation Taxable \$3,613,095
Equalized Valuation \$4,813,229

EXPENDITURES FOR 1967

General Government	
Administrative and executive	\$14,482.89
Assessment and collection of taxes ..	1,750.00
Financial administration	1,500.00
Public Safety	
Fire protection	4,000.00
Police protection	1,676.81
Other protection	150.00
Civil defense and disaster control ..	150.00
Streets and Roads	
Repairs and maintenance	10,460.81
Street lighting	1,882.21
Sanitation	
Street cleaning
Garbage and trash removal	7,684.71
Sanitary sewers
Health and Welfare	
Health services	951.57
Welfare—public assistance	400.00
Hospitals
Recreation	
Beaches and boardwalks
Parks and playgrounds
Other recreational services
Education (excl. school districts)	
Libraries
Other educational services	156.00
Statutory Expenditures	1,000.00
Unclassified Purposes	300.00
Total Municipal Functions	\$46,545.00
Per Capita—Municipal Functions	\$33.73
Capital Improvements	11,040.00
Debt Service	1,864.00
Principal payments .. \$1,600.00	
Interest payments .. 264.00	
Per Capita—Debt Service	\$1.35
Deferred Charges
Total Municipal Expenditures	\$59,449.00
Required Payments for Local School, County, and Special District Taxes	145,757.44
TOTAL EXPENDITURES	\$205,206.44
Reserve for Uncollected Taxes...	\$18,100.00
GRAND TOTAL	\$223,306.44

REVENUES REALIZED IN 1967

Surplus revenue appropriated	\$10,500.00
Miscellaneous revenues realized ..	14,963.30
State aid revenues realized	8,044.00
Delinquent tax and lien collections ..	16,590.59
Current tax collections	157,161.81
Emergency borrowings

TOTAL REVENUES \$207,259.70

CAPITAL OUTLAY (BY ORDINANCE) 1967

Beaches and boardwalks
Buildings and equipment
Parks and playgrounds
Sanitary sewers
Streets and roads
Water supply
Other purposes

TAXES

Local school taxes	\$118,121.47
County taxes	27,635.97
Special district taxes
Local purpose taxes	\$145,757.44
Veteran and senior citizen tax ...	28,565.00
	5,240.00
Total tax levy (for rate purposes)	\$179,562.44
Per Capita Total Tax Levy ...	\$130.12
General tax rate	4.956
Adjusted business personality tax rate
Adjusted general tax rate
Current Taxes	
1967 taxes levied (total)	\$174,322.44
Collected in 1967	157,161.81
Per cent of levy collected	90.15
Transferred to liens
Adjustments
Balance December 31, 1967	\$17,160.63
All Prior Years Taxes Outstanding	
Balance January 1, 1967	\$16,961.11
Collected in 1967	16,590.59
Adjustments
Balance December 31, 1967	\$370.52
Tax Title Liens Outstanding	
Balance January 1, 1967	\$2,419.14
Redeemed by cash
Adjustments
Balance December 31, 1967	\$2,419.14
Property Acquired by Deed or Foreclosure	
Balance January 1, 1967
Sale for cash
Adjustments
Balance December 31, 1967

CAPITAL DEBT, DECEMBER 31, 1967

Authorized—Issued and Unissued

	Gross Debt	Net Debt
School debt	\$382,155.00	
Self-liquidating debt ..	210,000.00	\$18,943.00
Other capital debt	8,000.00	8,000.00
	\$600,155.00	\$26,943.00
Per Cent	13.44	0.60
Per Capita	\$434.89	\$19.52

Issued and Outstanding

School debt	\$228,186.00
Self-liquidating debt	210,000.00
Other capital debt	8,000.00
	\$446,186.00

Equalized Valuation Basis \$4,465,425.00

CURRENT FINANCES DECEMBER 31, 1967

Cash	\$29,014.09
Taxes receivable	17,531.15
Tax title liens	2,419.14
Foreclosed property	1,352.62
Other receivables	2,400.00
Emergencies and deferred charges ..	8,735.00
State road aid receivable
	\$61,452.00
Cash liabilities	\$34,721.34
Reserves for receivables	21,302.81
Surplus revenue	5,427.75
	\$61,452.00

ESSEX FELS BOROUGH—ESSEX COUNTY

Population U. S. Census, 1960—2,174
Estimated Population, 1967—2,450

Land Area 1.30 sq. mi.

Net Valuation Taxable \$27,514,378
Equalized Valuation \$32,323,345

EXPENDITURES FOR 1967

General Government	
Administrative and executive	\$38,843.01
Assessment and collection of taxes	12,563.93
Financial administration	4,667.79
Public Safety	
Fire protection	7,190.20
Police protection	100,602.86
Other protection	550.00
Civil defense and disaster control	5.00
Streets and Roads	
Repairs and maintenance	63,261.41
Street lighting	5,157.25
Sanitation	
Street cleaning
Garbage and trash removal
Sanitary sewers	20,171.24
Health and Welfare	
Health services	4,399.71
Welfare—public assistance	800.00
Hospitals
Recreation	
Beaches and boardwalks
Parks and playgrounds	4,627.43
Other recreational services
Education (excl. school districts)	
Libraries
Other educational services
Statutory Expenditures	23,780.58
Unclassified Purposes
Total Municipal Functions	\$286,620.41
Per Capita—Municipal Functions	\$116.99
Capital Improvements	52,250.67
Debt Service	
Principal payments
Interest payments
Per Capita—Debt Service	
Deferred Charges
Total Municipal Expenditures	\$338,871.08
Required Payments for Local School, County, and Special District Taxes	
	884,785.50
TOTAL EXPENDITURES	\$1,223,656.58
Reserve for Uncollected Taxes..	\$105,616.20
GRAND TOTAL	\$1,329,272.78

REVENUES REALIZED IN 1967

Surplus revenue appropriated	\$144,000.00
Miscellaneous revenues realized ..	98,333.14
State aid revenues realized	28,156.00
Delinquent tax and lien collections ..	15,899.89
Current tax collections	1,048,688.52
Emergency borrowings
TOTAL REVENUES	\$1,335,077.55

CAPITAL OUTLAY (BY ORDINANCE) 1967

Beaches and boardwalks
Buildings and equipment
Parks and playgrounds
Sanitary sewers
Streets and roads
Water supply
Other purposes

TAXES

Local school taxes	\$551,584.18
County taxes	333,201.32
Special district taxes
	\$884,785.50
Local purpose taxes	170,111.84
Veteran and senior citizen tax ..	11,700.00
Total tax levy (for rate purposes)	\$1,066,597.34
Per Capita Total Tax Levy ...	\$435.35
General tax rate
Adjusted business personality tax rate	5.07
Adjusted general tax rate	3.88
Current Taxes	
1967 taxes levied (total)	\$1,060,656.03
Collected in 1967	1,048,688.52
Per cent of levy collected	98.87
Transferred to liens
Adjustments	327.60
Balance December 31, 1967	\$11,639.91
All Prior Years Taxes Outstanding	
Balance January 1, 1967	\$15,899.89
Collected in 1967	15,899.89
Adjustments	+593.32
Balance December 31, 1967	\$593.32
Tax Title Liens Outstanding	
Balance January 1, 1967
Redeemed by cash
Adjustments
Balance December 31, 1967
Property Acquired by Deed or Foreclosure	
Balance January 1, 1967	\$3,900.00
Sale for cash
Adjustments
Balance December 31, 1967	\$3,900.00

CAPITAL DEBT, DECEMBER 31, 1967

Authorized—Issued and Unissued

	Gross Debt	Net Debt
School debt	\$1,273,229.00
Self-liquidating debt	90,000.00
Other capital debt
	\$1,363,229.00
Per Cent	4.27
Per Capita	\$556.42

Issued and Outstanding

School debt	\$871,380.00
Self-liquidating debt	90,000.00
Other capital debt
	\$961,380.00

Equalized Valuation Basis \$31,852,997.00

CURRENT FINANCES DECEMBER 31, 1967

Cash	\$476,887.40
Taxes receivable	12,233.23
Tax title liens
Foreclosed property	3,900.00
Other receivables	151.54
Emergencies and deferred charges ..	2,511.00
State road aid receivable	34,337.00
	\$530,020.17
Cash liabilities	\$342,033.73
Reserves for receivables	16,284.77
Surplus revenue	171,701.67
	\$530,020.17

ESTELL MANOR CITY—ATLANTIC COUNTY

Population U. S. Census, 1960—496
Estimated Population, 1967—550

Land Area 53.12 sq. mi.

Net Valuation Taxable \$1,540,630
Equalized Valuation \$2,992,726

EXPENDITURES FOR 1967	
General Government	
Administrative and executive	\$10,456.06
Assessment and collection of taxes	5,069.94
Financial administration	1,100.00
Public Safety	
Fire protection	1,850.00
Police protection	1,125.00
Other protection	360.00
Civil defense and disaster control	300.00
Streets and Roads	
Repairs and maintenance	7,430.00
Street lighting	850.00
Sanitation	
Street cleaning
Garbage and trash removal	1,000.00
Sanitary sewers
Health and Welfare	
Health services	214.00
Welfare—public assistance	1,100.00
Hospitals
Recreation	
Beaches and boardwalks
Parks and playgrounds
Other recreational services
Education (excl. school districts)	
Libraries
Other educational services	100.00
Statutory Expenditures	325.00
Unclassified Purposes	100.00
Total Municipal Functions	\$31,380.00
Per Capita—Municipal Functions	\$57.05
Capital Improvements	39,631.10
Debt Service	
Principal payments
Interest payments
Per Capita—Debt Service	
Deferred Charges
Total Municipal Expenditures	\$71,011.10
Required Payments for Local School, County, and Special District Taxes	
.....	83,009.44
TOTAL EXPENDITURES	\$154,020.54
Reserve for Uncollected Taxes ...	\$21,374.30
GRAND TOTAL	\$175,394.84

REVENUES REALIZED IN 1967	
Surplus revenue appropriated	\$42,000.00
Miscellaneous revenues realized ..	27,407.83
State aid revenues realized	23,230.00
Delinquent tax and lien collections ..	13,919.81
Current tax collections	64,573.72
Emergency borrowings
TOTAL REVENUES	\$171,131.36

CAPITAL OUTLAY (BY ORDINANCE) 1967	
Beaches and boardwalks
Buildings and equipment	\$40,433.03
Parks and playgrounds
Sanitary sewers
Streets and roads
Water supply
Other purposes
.....	\$40,433.03

TAXES	
Local school taxes	\$60,077.74
County taxes	22,931.70
Special district taxes
.....	\$83,009.44
Local purpose taxes	55.40
Veteran and senior citizen tax ...	4,420.00
Total tax levy (for rate purposes) ..	\$87,484.84
Per Capita Total Tax Levy ...	
General tax rate	\$159.06
Adjusted business personalty tax rate
Adjusted general tax rate	11.08
.....	5.44
Current Taxes	
1967 taxes levied (total)	\$84,477.61
Collected in 1967	64,573.72
Per cent of levy col-lected	76.43
Transferred to liens
Adjustments
Balance December 31, 1967	\$19,903.89
All Prior Years Taxes Outstanding	
Balance January 1, 1967	\$14,814.55
Collected in 1967	13,055.96
Adjustments	+257.50
Balance December 31, 1967	\$2,016.09
Tax Title Liens Outstanding	
Balance January 1, 1967	\$13,772.76
Redeemed by cash	863.85
Adjustments
Balance December 31, 1967	\$12,908.91
Property Acquired by Deed or Foreclosure	
Balance January 1, 1967	\$4,225.00
Sale for cash
Adjustments
Balance December 31, 1967	\$4,225.00

CAPITAL DEBT, DECEMBER 31, 1967		
Authorized—Issued and Unissued		
	Gross Debt	Net Debt
School debt
Self-liquidating debt
Other capital debt
.....
Per Cent
Per Capita
Issued and Outstanding		
School debt
Self-liquidating debt
Other capital debt
.....

Equalized Valuation Basis	
	\$3,522,109.00
CURRENT FINANCES DECEMBER 31, 1967	
Cash	\$61,249.43
Taxes receivable	21,919.98
Tax title liens	12,908.91
Foreclosed property	4,225.00
Other receivables	184.02
Emergencies and deferred charges ..	8.02
State road aid receivable	18,763.84
.....	\$119,259.20
Cash liabilities	\$34,596.15
Reserves for receivables	39,237.91
Surplus revenue	45,425.14
.....	\$119,259.20

EVESHAM TOWNSHIP—BURLINGTON COUNTY

Population U. S. Census, 1960—4,548
Estimated Population, 1967—9,440

Land Area 29.65 sq. mi.

Net Valuation Taxable \$49,122,022
Equalized Valuation \$51,723,373

EXPENDITURES FOR 1967

General Government	
Administrative and executive	\$63,355.00
Assessment and collection of taxes	17,360.00
Financial administration	5,325.00
Public Safety	
Fire protection	12,000.00
Police protection	104,100.00
Other protection	7,547.00
Civil defense and disaster control	1,000.00
Streets and Roads	
Repairs and maintenance	76,048.00
Street lighting	14,870.00
Sanitation	
Street cleaning
Garbage and trash removal	41,000.00
Sanitary sewers
Health and Welfare	
Health services	1,785.00
Welfare—public assistance	1,825.00
Hospitals
Recreation	
Beaches and boardwalks
Parks and playgrounds	6,989.00
Other recreational services
Education (excl. school districts)	
Libraries	5,000.00
Other educational services
Statutory Expenditures	
.....	7,000.00
Unclassified Purposes	
.....	700.00
Total Municipal Functions	\$363,904.00

Per Capita—Municipal Functions	\$38.76
Capital Improvements	80,166.00
Debt Service	9,009.00
Principal payments ..	\$2,000.00
Interest payments ..	7,000.00
Per Capita—Debt Service	\$0.95
Deferred Charges	15,140.10
Total Municipal Expenditures	\$470,210.10

Required Payments for Local School, County, and Special District Taxes	1,090,806.27
---	---------------------

TOTAL REVENUES \$1,561,016.37

Reserve for Uncollected Taxes...	\$134,989.90
---	---------------------

GRAND TOTAL \$1,696,006.27

REVENUES REALIZED IN 1967

Surplus revenue appropriated	\$145,000.00
Miscellaneous revenues realized ..	255,064.93
State aid revenues realized	41,316.55
Delinquent tax and lien collections ..	91,014.12
Current tax collections	1,209,677.67
Emergency borrowings

TOTAL REVENUES \$1,742,073.27

CAPITAL OUTLAY (BY ORDINANCE) 1967

Beaches and boardwalks
Buildings and equipment	\$111,686.23
Parks and playgrounds
Sanitary sewers
Streets and roads
Water supply
Other purposes
	\$111,686.23

TAXES

Local school taxes	\$839,961.52
County taxes	250,344.75
Special district taxes
Local purpose taxes	\$1,090,806.27
Veteran and senior citizen tax ..	185,000.00
	51,440.00
Total tax levy (for rate purposes)	\$1,327,246.27

Per Capita Total Tax Levy ... \$140.60

General tax rate
Adjusted business personalty tax rate	4.75
Adjusted general tax rate	2.66

Current Taxes	
1967 taxes levied (total)	\$1,306,625.48
Collected in 1967	1,209,677.67
Per cent of levy collected	92.58
Transferred to liens
Adjustments
Balance December 31, 1967	\$96,947.81

All Prior Years Taxes Outstanding	
Balance January 1, 1967	\$94,488.76
Collected in 1967	\$3,473.47
Adjustments
Balance December 31, 1967	\$11,015.29

Tax Title Liens Outstanding	
Balance January 1, 1967	\$30,988.35
Redeemed by cash	7,540.65
Adjustments
Balance December 31, 1967	\$23,447.70

Property Acquired by Deed or Foreclosure	
Balance January 1, 1967	\$15,532.05
Sale for cash
Adjustments
Balance December 31, 1967	\$15,532.05

CAPITAL DEBT, DECEMBER 31, 1967

Authorized—Issued and Unissued

	Gross Debt	Net Debt
School debt	\$3,522,247.00	\$332,082.00
Self-liquidating debt
Other capital debt	229,825.00	184,779.00
	\$3,752,072.00	\$516,861.00
Per Cent	8.28	1.14
Per Capita	\$397.47	\$54.75

Issued and Outstanding

School debt	\$1,337,877.00
Self-liquidating debt
Other capital debt	229,825.00
	\$1,567,702.00

Equalized Valuation Basis \$45,297,251.00

CURRENT FINANCES DECEMBER 31, 1967

Cash	\$530,587.79
Taxes receivable	107,963.10
Tax title liens	23,447.70
Foreclosed property	15,532.05
Other receivables	19,676.32
Emergencies and deferred charges ..	16,927.81
State road aid receivable	34,761.00
	\$748,295.77
Cash liabilities	\$234,578.11
Reserves for receivables	166,919.17
Surplus revenue	346,798.49
	\$748,295.77

EWING TOWNSHIP—MERCER COUNTY

Population U. S. Census, 1960—26,628
Estimated Population, 1967—33,570

Land Area 15.13 sq. mi.

Net Valuation Taxable \$93,519,070
Equalized Valuation \$209,355,677

EXPENDITURES FOR 1967

General Government	
Administrative and executive	\$171,453.53
Assessment and collection of taxes	70,307.75
Financial administration	10,563.70
Public Safety	
Fire protection	20,381.10
Police protection	367,590.03
Other protection	23,945.46
Civil defense and disaster control	3,050.00
Streets and Roads	
Repairs and maintenance	375,791.45
Street lighting	63,100.00
Sanitation	
Street cleaning	195,964.07
Garbage and trash removal	195,964.07
Sanitary sewers	795,241.01
Health and Welfare	
Health services	48,475.71
Welfare—public assistance	15,487.94
Hospitals
Recreation	
Beaches and boardwalks
Parks and playgrounds	26,538.22
Other recreational services
Education (excl. school districts)	
Libraries
Other educational services	1,031.60
Statutory Expenditures	
.....	100,118.97
Unclassified Purposes	
.....	200.00
Total Municipal Functions	\$2,284,240.54
Per Capita—Municipal Functions	
.....	\$68.04
Capital Improvements	
.....	247,242.53
Debt Service	
.....	125,027.50
Principal payments	\$75,000.00
Interest payments	50,027.50
Per Capita—Debt Service	
.....	\$3.72
Deferred Charges	
.....	9,144.87
Total Municipal Expenditures	\$2,665,655.44
Required Payments for Local School, County, and Special District Taxes	
.....	5,147,169.53
TOTAL EXPENDITURES	\$7,812,824.97
Reserve for Uncollected Taxes...	
.....	\$437,909.89
GRAND TOTAL	\$8,250,734.86

REVENUES REALIZED IN 1967

Surplus revenue appropriated	\$418,000.00
Miscellaneous revenues realized	1,417,319.23
State aid revenues realized	92,663.97
Delinquent tax and lien collections	228,932.79
Current tax collections	6,061,435.22
Emergency borrowings
TOTAL REVENUES	\$8,218,351.21

CAPITAL OUTLAY (BY ORDINANCE) 1967

Beaches and boardwalks
Buildings and equipment	\$44,062.31
Parks and playgrounds	224,229.05
Sanitary sewers
Streets and roads	133,051.64
Water supply
Other purposes	385.00
	<u>\$401,728.00</u>

TAXES

Local school taxes	\$3,484,659.00
County taxes	1,662,510.53
Special district taxes
	<u>\$5,147,169.53</u>
Local purpose taxes	1,087,037.69
Veteran and senior citizen tax	193,810.00
Total tax levy (for rate purposes)	<u>\$6,428,017.22</u>
Per Capita Total Tax Levy ...	
.....	\$191.48
General tax rate	
Adjusted business personalty tax rate	12.36
Adjusted general tax rate	6.19
Current Taxes	
1967 taxes levied (total)	\$6,314,580.29
Collected in 1967	6,061,435.22
Per cent of levy collected	95.99
Transferred to liens	8,444.80
Adjustments	7,197.15
Balance December 31, 1967	<u>\$237,503.12</u>
All Prior Years Taxes Outstanding	
Balance January 1, 1967	\$250,286.42
Collected in 1967	200,884.80
Adjustments	—3,371.06
Balance December 31, 1967	<u>\$46,030.56</u>
Tax Title Liens Outstanding	
Balance January 1, 1967	\$58,085.68
Redeemed by cash	23,470.19
Adjustments	—7,588.49
Balance December 31, 1967	<u>\$37,203.98</u>
Property Acquired by Deed or Foreclosure	
Balance January 1, 1967	\$39,892.00
Sale for cash	1,375.00
Adjustments	—6,858.50
Balance December 31, 1967	<u>\$45,375.00</u>

CAPITAL DEBT, DECEMBER 31, 1967

Authorized—Issued and Unissued	
Gross Debt	Net Debt
School debt	\$5,303,000.00
Self-liquidating debt
Other capital debt	2,022,000.00
	<u>\$7,325,000.00</u>
	<u>\$2,022,000.00</u>
Per Cent	4.02
Per Capita	\$218.20
	<u>\$60.23</u>

Issued and Outstanding

School debt	\$5,303,000.00
Self-liquidating debt
Other capital debt	2,022,000.00
	<u>\$7,325,000.00</u>

Equalized Valuation Basis \$181,917,234.00

CURRENT FINANCES DECEMBER 31, 1967

Cash	\$608,407.39
Taxes receivable	283,533.68
Tax title liens	37,203.98
Foreclosed property	45,375.00
Other receivables	34,947.29
Emergencies and deferred charges ..	3,011.64
State road aid receivable	\$6,916.00
	<u>\$1,099,394.98</u>
Cash liabilities	\$198,208.83
Reserves for receivables	401,059.95
Surplus revenue	500,126.20
	<u>\$1,099,394.98</u>

FAIRFIELD BOROUGH—ESSEX COUNTY

Population U. S. Census, 1960—3,310
Estimated Population, 1967—6,030

Land Area 10.40 sq. mi.

Net Valuation Taxable \$82,969,900
Equalized Valuation \$84,582,950

EXPENDITURES FOR 1967

General Government	
Administrative and executive	\$122,650.00
Assessment and collection of taxes	40,000.00
Financial administration	7,800.00
Public Safety	
Fire protection	14,000.00
Police protection	163,500.00
Other protection	15,200.00
Civil defense and disaster control	1,400.00
Streets and Roads	
Repairs and maintenance	88,751.56
Street lighting	10,512.89
Sanitation	
Street cleaning
Garbage and trash removal
Sanitary sewers
Health and Welfare	
Health services	11,150.00
Welfare—public assistance	2,800.00
Hospitals
Recreation	
Beaches and boardwalks
Parks and playgrounds	10,500.00
Other recreational services
Education (excl. school districts)	
Libraries	18,460.00
Other educational services	800.00
Statutory Expenditures	
.....	24,829.65
Unclassified Purposes	
.....	1,025.00
Total Municipal Functions	\$533,379.10
Per Capita—Municipal Functions	
.....	\$88.45
Capital Improvements	
.....	71,000.00
Debt Service	
.....	18,050.00
Principal payments ..	\$16,000.00
Interest payments ..	2,050.00
Per Capita—Debt Service	
.....	\$2.99
Deferred Charges	
.....	15,027.27
Total Municipal Expenditures	\$637,456.37
Required Payments for Local School, County, and Special District Taxes	
.....	2,144,333.74
TOTAL EXPENDITURES	\$2,781,790.11
Reserve for Uncollected Taxes...	
.....	\$145,558.22
GRAND TOTAL	\$2,927,348.33

REVENUES REALIZED IN 1967

Surplus revenue appropriated	\$230,000.00
Miscellaneous revenues realized ..	255,606.13
State aid revenues realized	6,808.00
Delinquent tax and lien collections ..	102,024.51
Current tax collections	2,360,112.67
Emergency borrowings
TOTAL REVENUES	\$2,954,551.31

CAPITAL OUTLAY (BY ORDINANCE) 1967

Beaches and boardwalks
Buildings and equipment	\$26,594.72
Parks and playgrounds	45.14
Sanitary sewers	13,136.09
Streets and roads	509,618.82
Water supply
Other purposes
	\$549,494.77

TAXES

Local school taxes	\$1,272,480.31
County taxes	871,853.43
Special district taxes
	\$2,144,333.74
Local purpose taxes	277,912.59
Veteran and senior citizen tax ...	32,760.00
Total tax levy (for rate purposes)	\$2,455,006.33
Per Capita Total Tax Levy ...	
.....	\$407.13
General tax rate
Adjusted business personalty tax rate	4.99
Adjusted general tax rate	2.81
Current Taxes	
1967 taxes levied (total)	\$2,494,596.08
Collected in 1967	2,360,112.67
Per cent of levy col-lected	94.60
Transferred to liens	13,341.88
Adjustments	17,285.14
Balance December 31, 1967	\$103,856.39
All Prior Years Taxes Outstanding	
Balance January 1, 1967	\$109,542.33
Collected in 1967	101,088.10
Adjustments	2,611.91
Balance December 31, 1967	\$5,832.32
Tax Title Liens Outstanding	
Balance January 1, 1967	\$19,779.82
Redeemed by cash	926.41
Adjustments	+18,074.59
Balance December 31, 1967	\$36,928.00
Property Acquired by Deed or Foreclosure	
Balance January 1, 1967	\$71,400.00
Sale for cash	17,025.00
Adjustments	+17,025.00
Balance December 31, 1967	\$71,400.00

CAPITAL DEBT, DECEMBER 31, 1967

Authorized—Issued and Unissued

	Gross Debt	Net Debt
School debt	\$3,893,788.00
Self-liquidating debt ..	1,326,100.00	\$1,326,100.00
Other capital debt	130,135.00	122,691.00
	\$5,350,023.00	\$1,448,791.00
Per Cent	7.53	2.03
Per Capita	\$887.23	\$240.26

Issued and Outstanding

School debt	\$2,997,506.00
Self-liquidating debt	892,500.00
Other capital debt	41,000.00
	\$3,931,006.00

Equalized Valuation Basis \$71,044,753.00

CURRENT FINANCES DECEMBER 31, 1967

Cash	\$774,997.55
Taxes receivable	109,688.71
Tax title liens	36,928.00
Foreclosed property	714,000.00
Other receivables	5,750.99
Emergencies and deferred charges
State road aid receivable	6,292.80
	\$1,647,658.05
Cash liabilities	\$586,043.26
Reserves for receivables	866,367.70
Surplus revenue	195,247.09
	\$1,647,658.05

FAIRFIELD TOWNSHIP—CUMBERLAND COUNTY

Population U. S. Census, 1960—3,916
Estimated Population, 1967—4,460

Land Area 43.00 sq. mi.

Net Valuation Taxable \$4,336,981
Equalized Valuation \$13,744,966

EXPENDITURES FOR 1967

General Government

Administrative and executive	\$17,173.02
Assessment and collection of taxes	8,957.78
Financial administration	3,525.00

Public Safety

Fire protection	1,462.94
Police protection	3,159.63
Other protection
Civil defense and disaster control	4.02

Streets and Roads

Repairs and maintenance	26,833.55
Street lighting	6,765.37

Sanitation

Street cleaning
Garbage and trash removal	2,615.00
Sanitary sewers

Health and Welfare

Health services	6,254.76
Welfare—public assistance	1,909.56
Hospitals	250.00

Recreation

Beaches and boardwalks
Parks and playgrounds
Other recreational services

Education (excl. school districts)

Libraries
Other educational services

Statutory Expenditures

1,500.00

Unclassified Purposes

50.00

Total Municipal Functions \$80,460.63

Per Capita—Municipal Functions \$18.04

Capital Improvements

19,297.78

Debt Service

Principal payments
Interest payments

Per Capita—Debt Service

Deferred Charges

25,028.18

Total Municipal Expenditures \$124,786.59

Required Payments for Local

School, County, and Special District Taxes	315,111.61
--	------------

TOTAL EXPENDITURES \$439,898.20

Reserve for Uncollected Taxes...

\$66,334.40

GRAND TOTAL \$506,232.60

REVENUES REALIZED IN 1967

Surplus revenue appropriated	\$42,890.00
Miscellaneous revenues realized	77,019.09
State aid revenues realized	31,476.00
Delinquent tax and lien collections	39,058.93
Current tax collections	261,701.97
Emergency borrowings

TOTAL REVENUES \$452,145.99

CAPITAL OUTLAY (BY ORDINANCE) 1967

Beaches and boardwalks
Buildings and equipment	\$16,000.00
Parks and playgrounds
Sanitary sewers
Streets and roads
Water supply
Other purposes

\$16,000.00

TAXES

Local school taxes	\$204,156.50
County taxes	110,955.11
Special district taxes
Local purpose taxes	\$315,111.61
Veteran and senior citizen tax	11,721.58
.....	18,170.00
Total tax levy (for rate purposes)	\$345,003.19

Per Capita Total Tax Levy ... \$77.35

General tax rate
Adjusted business personalty tax rate	8.45
Adjusted general tax rate	7.94

Current Taxes

1967 taxes levied (total)	\$332,435.02
Collected in 1967	261,701.97
Per cent of levy collected	78.72
Transferred to liens	9,766.88
Adjustments	822.67
Balance December 31, 1967	\$60,143.50

All Prior Years Taxes Outstanding

Balance January 1, 1967	\$52,860.93
Collected in 1967	35,847.59
Adjustments	12,399.04
Balance December 31, 1967	\$4,614.30

Tax Title Liens Outstanding

Balance January 1, 1967	\$9,299.20
Redeemed by cash	3,211.34
Adjustments	+17,438.16
Balance December 31, 1967	\$23,526.02

Property Acquired by Deed or Foreclosure

Balance January 1, 1967	\$1,400.00
Sale for cash	1,625.00
Adjustments	+1,350.00
Balance December 31, 1967	\$1,125.00

CAPITAL DEBT, DECEMBER 31, 1967

Authorized—Issued and Unissued

	Gross Debt	Net Debt
School debt	\$30,000.00
Self-liquidating debt
Other capital debt	17,444.00	\$17,444.00
	\$47,444.00	\$17,444.00

Per Cent	0.35	0.13
Per Capita	\$10.64	\$1.67

Issued and Outstanding

School debt	\$30,000.00
Self-liquidating debt
Other capital debt
	\$30,000.00

Equalized Valuation Basis \$13,182,979.00

CURRENT FINANCES DECEMBER 31, 1967

Cash	\$160,028.49
Taxes receivable	65,652.18
Tax title liens	23,526.02
Foreclosed property	1,125.00
Other receivables	9,853.70
Emergencies and deferred charges	533.41
State road aid receivable	17,368.00
	\$278,086.80

Cash liabilities	\$55,674.34
Reserves for receivables	100,156.90
Surplus revenue	122,255.56
	\$278,086.80

FAIR HAVEN BOROUGH—MONMOUTH COUNTY

Population U. S. Census, 1960—5,678
Estimated Population, 1967—6,170

Land Area 1.60 sq. mi.

Net Valuation Taxable \$33,789,277
Equalized Valuation \$43,525,890

EXPENDITURES FOR 1967

General Government	
Administrative and executive	\$54,683.00
Assessment and collection of taxes ..	18,425.00
Financial administration	2,900.00
Public Safety	
Fire protection	13,315.00
Police protection	100,410.00
Other protection
Civil defense and disaster control ..	1,370.00
Streets and Roads	
Repairs and maintenance	44,815.00
Street lighting	8,400.00
Sanitation	
Street cleaning
Garbage and trash removal	35,880.00
Sanitary sewers
Health and Welfare	
Health services	7,200.00
Welfare—public assistance	3,400.00
Hospitals	500.00
Recreation	
Benches and boardwalks
Parks and playgrounds	350.00
Other recreational services	11,450.00
Education (excl. school districts)	
Libraries	7,650.00
Other educational services
Statutory Expenditures	
Unclassified Purposes	
Total Municipal Functions	
	\$336,688.00
Per Capita—Municipal Functions	
Capital Improvements	
Debt Service	
Principal payments ..	\$6,000.00
Interest payments
Per Capita—Debt Service	
Deferred Charges	
Total Municipal Expenditures	
	\$368,188.00
Required Payments for Local School, County, and Special District Taxes	
	1,332,187.16
TOTAL EXPENDITURES	
	\$1,700,375.16
Reserve for Uncollected Taxes...	
	\$77,651.48
GRAND TOTAL	
	\$1,778,026.64

REVENUES REALIZED IN 1967

Surplus revenue appropriated	\$80,000.00
Miscellaneous revenues realized ..	97,241.63
State aid revenues realized	15,990.00
Delinquent tax and lien collections ..	55,485.28
Current tax collections	1,488,696.82
Emergency borrowings
TOTAL REVENUES	
	\$1,737,413.73

CAPITAL OUTLAY (BY ORDINANCE) 1967

Beaches and boardwalks
Buildings and equipment	7,514.00
Parks and playgrounds
Sanitary sewers
Streets and roads
Water supply
Other purposes
	\$7,514.00

TAXES

Local school taxes	\$1,082,254.75
County taxes	249,932.41
Special district taxes
	\$1,332,187.16
Local purpose taxes	218,125.48
Veteran and senior citizen tax ..	38,380.00
Total tax levy (for rate purposes)	
	\$1,588,692.64

Per Capita Total Tax Levy ... \$257.49

General tax rate
Adjusted business personality tax rate	8.547
Adjusted general tax rate	4.669

Current Taxes

1967 taxes levied (total)	\$1,556,031.01
Collected in 1967	1,488,696.82
Per cent of levy collected	95.67
Transferred to liens
Adjustments
Balance December 31, 1967	\$67,334.19

All Prior Years Taxes Outstanding

Balance January 1, 1967	\$57,145.69
Collected in 1967	54,751.46
Adjustments
Balance December 31, 1967	\$2,394.23

Tax Title Liens Outstanding

Balance January 1, 1967	\$7,953.11
Redeemed by cash	733.82
Adjustments
Balance December 31, 1967	\$7,219.29

Property Acquired by Deed or Foreclosure

Balance January 1, 1967	\$4,600.00
Sale for cash
Adjustments
Balance December 31, 1967	\$4,600.00

CAPITAL DEBT, DECEMBER 31, 1967

Authorized—Issued and Unissued

	Gross Debt	Net Debt
School debt	\$1,476,380.00
Self-liquidating debt
Other capital debt	75,000.00	\$75,000.00
	\$1,551,380.00	\$75,000.00
Per Cent	3.66	0.17
Per Capita	\$251.44	\$12.16

Issued and Outstanding

School debt	\$1,476,380.00
Self-liquidating debt
Other capital debt	9,000.00
	\$1,485,380.00

Equalized Valuation Basis \$42,310,251.00

CURRENT FINANCES DECEMBER 31, 1967

Cash	\$373,071.23
Taxes receivable	69,728.42
Tax title liens	7,219.29
Foreclosed property	4,600.00
Other receivables	16,465.92
Emergencies and deferred charges ..	5,000.00
State road aid receivable	12,625.00
	\$488,709.86
Cash liabilities	\$303,992.71
Reserves for receivables	98,013.63
Surplus revenue	86,703.52
	\$488,709.86

FAIR LAWN BOROUGH—BERGEN COUNTY

Population U. S. Census, 1960—36,421
Estimated Population, 1967—38,820

Land Area 5.30 sq. mi.

Net Valuation Taxable \$267,834,993
Equalized Valuation \$290,871,817

EXPENDITURES FOR 1967

General Government

Administrative and executive	\$331,100.00
Assessment and collection of taxes ..	95,900.00
Financial administration	38,375.00

Public Safety

Fire protection	71,100.00
Police protection	520,700.00
Other protection	14,650.00
Civil defense and disaster control ..	14,300.00

Streets and Roads

Repairs and maintenance	187,025.00
Street lighting	80,000.00

Sanitation

Street cleaning	242,529.00
Garbage and trash removal	196,525.00
Sanitary sewers	

Health and Welfare

Health services	56,025.00
Welfare—public assistance	10,700.00
Hospitals	

Recreation

Beaches and boardwalks	
Parks and playgrounds	77,350.00
Other recreational services	117,650.00

Education (excl. school districts)

Libraries	179,000.00
Other educational services	6,300.00

Statutory Expenditures

136,200.00

Unclassified Purposes

5,500.00

Total Municipal Functions \$2,380,929.00

Per Capita—Municipal Functions

\$61.33

Capital Improvements

307,000.00

Debt Service

143,519.75

Principal payments ..	\$79,000.00
Interest payments ..	64,519.75

Per Capita—Debt Service

\$3.70

Deferred Charges

4,341.31

Total Municipal Expenditures \$2,835,790.06

Required Payments for Local

School, County, and Special	
District Taxes	6,518,802.14

TOTAL EXPENDITURES \$9,354,592.20

Reserve for Uncollected Taxes...

\$497,289.82

GRAND TOTAL \$9,851,882.02

REVENUES REALIZED IN 1967

Surplus revenue appropriated ...	\$800,000.00
Miscellaneous revenues realized ..	887,410.29
State aid revenues realized	86,711.12
Delinquent tax and lien collections ..	102,866.39
Current tax collections	8,226,760.80
Emergency borrowings	

TOTAL REVENUES \$10,103,748.60

CAPITAL OUTLAY (BY ORDINANCE) 1967

Beaches and boardwalks	
Buildings and equipment	\$225,980.60
Parks and playgrounds	336.80
Sanitary sewers	211,529.28
Streets and roads	29,389.61
Water supply	
Other purposes	15,100.11

\$482,936.40

TAXES

Local school taxes	\$5,537,259.00
County taxes	981,543.14
Special district taxes	

\$6,518,802.14

Local purpose taxes	1,686,305.67
Veteran and senior citizen tax ...	244,880.00

Total tax levy (for rate purposes) \$8,449,987.81

Per Capita Total Tax Levy ...

\$217.67

General tax rate

Adjusted business personality tax rate 5.43

Adjusted general tax rate 3.04

Current Taxes

1967 taxes levied (total)	\$8,344,526.33
Collected in 1967	8,226,760.80

Per cent of levy collected 98.58

Transferred to liens 719.88

Adjustments 17,732.91

Balance December 31, 1967 \$99,312.74

All Prior Years Taxes Outstanding

Balance January 1, 1967 \$103,877.07

Collected in 1967 101,202.08

Adjustments +791.60

Balance December 31, 1967 \$3,466.59

Tax Title Liens Outstanding

Balance January 1, 1967 \$4,182.31

Redeemed by cash 1,664.31

Adjustments +901.52

Balance December 31, 1967 \$3,419.52

Property Acquired by Deed or

Foreclosure

Balance January 1, 1967 \$12,535.00

Sale for cash 25,100.00

Adjustments +25,100.00

Balance December 31, 1967 \$12,535.00

CAPITAL DEBT, DECEMBER 31, 1967

Authorized—Issued and Unissued

	Gross Debt	Net Debt
School debt	\$5,097,000.00	
Self-liquidating debt ..	239,000.00	
Other capital debt	3,589,430.00	\$3,093,813.00
	\$8,925,430.00	\$3,093,813.00

Per Cent 3.12

Per Capita \$229.92 \$79.70

Issued and Outstanding

School debt	\$5,097,000.00
Self-liquidating debt	239,000.00
Other capital debt	2,520,900.00
	\$7,856,900.00

Equalized Valuation Basis \$285,500,573.00

CURRENT FINANCES DECEMBER 31, 1967

Cash	\$1,627,957.36
Taxes receivable	102,779.33
Tax title liens	3,419.52
Foreclosed property	12,535.00
Other receivables	6,360.64
Emergencies and deferred charges ..	
State road aid receivable	65,216.00
	\$1,818,267.85

Cash liabilities \$587,350.43

Reserves for receivables 125,094.49

Surplus revenue 1,105,822.93

\$1,818,267.85

FAIRVIEW BOROUGH—BERGEN COUNTY

Population U. S. Census, 1960—9,399
Estimated Population, 1967—10,730

Land Area 0.90 sq. mi.

Net Valuation Taxable \$56,966,643
Equalized Valuation \$75,333,027

EXPENDITURES FOR 1967

General Government		
Administrative and executive	\$69,915.00	
Assessment and collection of taxes ..	27,963.00	
Financial administration	3,200.00	
Public Safety		
Fire protection	38,398.00	
Police protection	209,382.00	
Other protection	2,472.00	
Civil defense and disaster control ..	1,640.00	
Streets and Roads		
Repairs and maintenance	67,165.00	
Street lighting	24,000.00	
Sanitation		
Street cleaning	49,140.00	
Garbage and trash removal	61,368.00	
Sanitary sewers		
Health and Welfare		
Health services	16,221.00	
Welfare—public assistance	6,235.00	
Hospitals	1,100.00	
Recreation		
Beaches and boardwalks		
Parks and playgrounds	4,605.00	
Other recreational services	15,388.00	
Education (excl. school districts)		
Libraries	9,320.00	
Other educational services	3,065.00	
Statutory Expenditures		
	41,200.00	
Unclassified Purposes		
	1,000.00	
Total Municipal Functions	\$652,777.00	
Per Capita—Municipal Functions		
	\$60.84	
Capital Improvements		
	18,500.00	
Debt Service		
	6,327.50	
Principal payments .. \$5,000.00		
Interest payments .. 1,327.50		
Per Capita—Debt Service		
	\$0.59	
Deferred Charges		
Total Municipal Expenditures	\$677,604.50	
Required Payments for Local School, County, and Special District Taxes		
	940,639.43	
TOTAL EXPENDITURES	\$1,618,243.93	
Reserve for Uncollected Taxes...		
	\$76,302.02	
GRAND TOTAL	\$1,694,545.95	

REVENUES REALIZED IN 1967

Surplus revenue appropriated	\$120,000.00
Miscellaneous revenues realized ..	154,727.56
State aid revenues realized	18,437.00
Delinquent tax and lien collections ..	34,847.91
Current tax collections	1,339,874.78
Emergency borrowings	

TOTAL REVENUES \$1,667,887.25

CAPITAL OUTLAY (BY ORDINANCE) 1967

Beaches and boardwalks	
Buildings and equipment	\$29,262.00
Parks and playgrounds	1,514.50
Sanitary sewers	
Streets and roads	
Water supply	
Other purposes	
	\$30,776.50

TAXES

Local school taxes	\$684,740.00
County taxes	255,899.43
Special district taxes	
	\$940,639.43
Local purpose taxes	432,569.52
Veteran and senior citizen tax ...	55,940.00
Total tax levy (for rate purposes)	\$1,429,148.95
Per Capita Total Tax Levy ...	
	\$133.19
General tax rate	
Adjusted business personalty tax rate	4.45
Adjusted general tax rate	2.41
Current Taxes	
1967 taxes levied (total)	\$1,391,541.51
Collected in 1967	1,339,874.78
Per cent of levy col-lected	96.28
Transferred to liens	459.11
Adjustments	2,255.93
Balance December 31, 1967	\$48,951.69
All Prior Years Taxes Outstanding	
Balance January 1, 1967	\$39,515.09
Collected in 1967	34,792.25
Adjustments	—1,407.41
Balance December 31, 1967	\$3,315.43
Tax Title Liens Outstanding	
Balance January 1, 1967	\$1,440.26
Redeemed by cash	55.66
Adjustments	+459.11
Balance December 31, 1967	\$1,843.71
Property Acquired by Deed or Foreclosure	
Balance January 1, 1967	\$250.00
Sale for cash	
Adjustments	
Balance December 31, 1967	\$250.00

CAPITAL DEBT, DECEMBER 31, 1967

Authorized—Issued and Unissued

	Gross Debt	Net Debt
School debt		
Self-liquidating debt ..		
Other capital debt ...	\$80,000.00	\$80,000.00
	\$80,000.00	\$80,000.00
Per Cent	0.11	0.11
Per Capita	\$7.46	\$7.46

Issued and Outstanding

School debt	
Self-liquidating debt	
Other capital debt	\$80,000.00
	\$80,000.00

Equalized Valuation Basis \$68,803,631.00

CURRENT FINANCES DECEMBER 31, 1967

Cash	\$172,590.01
Taxes receivable	52,267.12
Tax title liens	1,843.71
Foreclosed property	250.00
Other receivables	
Emergencies and deferred charges ..	12,000.00
State road aid receivable	18,437.00
	\$257,387.84
Cash liabilities	\$52,888.21
Reserves for receivables	54,360.83
Surplus revenue	150,138.80
	\$257,387.84

FANWOOD BOROUGH—UNION COUNTY

Population U. S. Census, 1960—7,963
Estimated Population, 1967—9,230

Land Area 1.29 sq. mi.

Net Valuation Taxable \$25,482,330
Equalized Valuation \$58,675,621

EXPENDITURES FOR 1967

General Government	
Administrative and executive	\$75,425.00
Assessment and collection of taxes ..	17,805.00
Financial administration	9,680.00
Public Safety	
Fire protection	26,750.00
Police protection	172,885.00
Other protection
Civil defense and disaster control ..	1,000.00
Streets and Roads	
Repairs and maintenance	117,100.00
Street lighting	14,500.00
Sanitation	
Street cleaning
Garbage and trash removal
Sanitary sewers	48,600.00
Health and Welfare	
Health services	8,650.00
Welfare—public assistance	2,900.00
Hospitals	4,400.00
Recreation	
Beaches and boardwalks
Parks and playgrounds	32,910.00
Other recreational services
Education (excl. school districts)	
Libraries	33,025.00
Other educational services	1,000.00
Statutory Expenditures	
.....	34,495.00
Unclassified Purposes	
.....	2,500.00
Total Municipal Functions	\$603,625.00

Per Capita—Municipal Functions	\$65.40
Capital Improvements	10,000.00
Debt Service	21,075.00
Principal payments ..	\$13,000.00
Interest payments ..	8,075.00
Per Capita—Debt Service	\$2.28
Deferred Charges

Total Municipal Expenditures	\$634,700.00
Required Payments for Local School, County, and Special District Taxes	
.....	1,398,754.71

TOTAL EXPENDITURES	\$2,033,454.71
Reserve for Uncollected Taxes...	\$150,000.00
GRAND TOTAL	\$2,183,454.71

REVENUES REALIZED IN 1967

Surplus revenue appropriated	\$154,000.00
Miscellaneous revenues realized ..	149,088.15
State aid revenues realized	5,358.82
Delinquent tax and lien collections ..	38,911.19
Current tax collections	1,819,918.19
Emergency borrowings

TOTAL REVENUES \$2,167,276.35

CAPITAL OUTLAY (BY ORDINANCE) 1967

Beaches and boardwalks
Buildings and equipment	\$74,241.14
Parks and playgrounds
Sanitary sewers	267,233.00
Streets and roads	130,367.44
Water supply
Other purposes
	\$471,841.58

TAXES

Local school taxes	\$1,191,782.53
County taxes	206,972.18
Special district taxes
	\$1,398,754.71
Local purpose taxes	455,700.00
Veteran and senior citizen tax ...	57,160.00
Total tax levy (for rate purposes)	\$1,911,614.71
Per Capita Total Tax Levy	\$207.11
General tax rate
Adjusted business personalty tax rate	9.95
Adjusted general tax rate	7.47
Current Taxes	
1967 taxes levied (total)	\$1,862,548.15
Collected in 1967	1,819,918.19
Per cent of levy collected	97.71
Transferred to liens
Adjustments
Balance December 31, 1967	\$42,529.96
All Prior Years Taxes Outstanding	
Balance January 1, 1967	\$37,412.19
Collected in 1967	34,520.07
Adjustments
Balance December 31, 1967	\$2,892.12
Tax Title Liens Outstanding	
Balance January 1, 1967	\$8,921.97
Redeemed by cash	4,391.12
Adjustments
Balance December 31, 1967	\$4,530.85
Property Acquired by Deed or Foreclosure	
Balance January 1, 1967
Sale for cash
Adjustments
Balance December 31, 1967

CAPITAL DEBT, DECEMBER 31, 1967

Authorized—Issued and Unissued

	Gross Debt	Net Debt
School debt	\$2,857,929.00
Self-liquidating debt
Other capital debt	865,646.00	\$865,646.00
	\$3,723,575.00	\$865,646.00
Per Cent	6.57	1.52
Per Capita	\$403.42	\$93.79

Issued and Outstanding

School debt	\$2,857,797.00
Self-liquidating debt
Other capital debt	759,000.00
	\$3,616,797.00

Equalized Valuation Basis \$56,674,561.00

CURRENT FINANCES DECEMBER 31, 1967

Cash	\$221,819.62
Taxes receivable	45,422.08
Tax title liens	4,530.85
Foreclosed property
Other receivables	255.00
Emergencies and deferred charges
State road aid receivable	8,809.00
	\$280,836.55
Cash liabilities	\$50,388.05
Reserves for receivables	50,207.93
Surplus revenue	180,240.57
	\$280,836.55

FAR HILLS BOROUGH—SOMERSET COUNTY

Population U. S. Census, 1960—702
Estimated Population, 1967—770

Land Area 5.00 sq. mi.

Net Valuation Taxable \$4,422,685
Equalized Valuation \$10,967,200

EXPENDITURES FOR 1967

General Government	
Administrative and executive	\$11,162.88
Assessment and collection of taxes	3,581.45
Financial administration	2,425.00
Public Safety	
Fire protection	4,250.00
Police protection	16,180.00
Other protection	1,300.00
Civil defense and disaster control	100.00
Streets and Roads	
Repairs and maintenance	9,503.00
Street lighting	1,200.00
Sanitation	
Street cleaning
Garbage and trash removal	600.00
Sanitary sewers	3,700.00
Health and Welfare	
Health services	850.00
Welfare—public assistance	100.00
Hospitals	600.00
Recreation	
Beaches and boardwalks
Parks and playgrounds	7,015.67
Other recreational services
Education (excl. school districts)	
Libraries	400.00
Other educational services
Statutory Expenditures	2,100.00
Unclassified Purposes	100.00
Total Municipal Functions	\$65,168.00
Per Capita—Municipal Functions	\$84.63
Capital Improvements	6,827.96
Debt Service	
Principal payments
Interest payments
Per Capita—Debt Service
Deferred Charges	3,500.00
Total Municipal Expenditures	\$75,495.96
Required Payments for Local School, County, and Special District Taxes	
.....	126,164.30
TOTAL EXPENDITURES	\$201,660.26
Reserve for Uncollected Taxes...	\$8,695.00
GRAND TOTAL	\$210,355.26

REVENUES REALIZED IN 1967

Surplus revenue appropriated	\$15,480.13
Miscellaneous revenues realized	22,943.06
State aid revenues realized	4,153.00
Delinquent tax and lien collections
Current tax collections	171,536.74
Emergency borrowings
TOTAL REVENUES	\$214,112.93

CAPITAL OUTLAY (BY ORDINANCE) 1967

Beaches and boardwalks
Buildings and equipment
Parks and playgrounds
Sanitary sewers
Streets and roads
Water supply
Other purposes

TAXES

Local school taxes	\$81,785.00
County taxes	44,379.30
Special district taxes
Local purpose taxes	\$126,164.30
Veteran and senior citizen tax	48,344.87
Total tax levy (for rate purposes)	\$177,589.17
Per Capita Total Tax Levy ...	
General tax rate	\$230.63
Adjusted business personality tax rate	7.15
Adjusted general tax rate	3.96
Current Taxes	
1967 taxes levied (total)	\$175,951.24
Collected in 1967	171,536.74
Per cent of levy collected	97.49
Transferred to liens
Adjustments	200.00
Balance December 31, 1967	\$4,214.50
All Prior Years Taxes Outstanding	
Balance January 1, 1967	\$4,628.07
Collected in 1967	4,628.07
Adjustments
Balance December 31, 1967
Tax Title Liens Outstanding	
Balance January 1, 1967
Redeemed by cash
Adjustments
Balance December 31, 1967
Property Acquired by Deed or Foreclosure	
Balance January 1, 1967
Sale for cash
Adjustments
Balance December 31, 1967

CAPITAL DEBT, DECEMBER 31, 1967

Authorized—Issued and Unissued

	Gross Debt	Net Debt
School debt
Self-liquidating debt
Other capital debt	\$38,000.00	\$38,000.00
	\$38,000.00	\$38,000.00
Per Cent	0.36	0.36
Per Capita	\$49.35	\$49.35

Issued and Outstanding

School debt
Self-liquidating debt
Other capital debt

Equalized Valuation Basis \$10,275,772.00

CURRENT FINANCES DECEMBER 31, 1967

Cash	\$42,149.81
Taxes receivable	4,214.50
Tax title liens
Foreclosed property
Other receivables
Emergencies and deferred charges
State road aid receivable	3,208.00
	\$49,572.31
Cash liabilities	\$12,263.43
Reserves for receivables	4,214.50
Surplus revenue	33,094.38
	\$49,572.31

FARMINGDALE BOROUGH—MONMOUTH COUNTY

Population U. S. Census, 1960—959
Estimated Population, 1967—1,240

Land Area 0.50 sq. mi.

Net Valuation Taxable \$5,269,552
Equalized Valuation \$5,622,561

EXPENDITURES FOR 1967

General Government	
Administrative and executive	\$12,025.49
Assessment and collection of taxes	2,189.34
Financial administration	925.00
Public Safety	
Fire protection	3,000.00
Police protection	3,849.51
Other protection
Civil defense and disaster control
Streets and Roads	
Repairs and maintenance	11,388.15
Street lighting	3,285.66
Sanitation	
Street cleaning
Garbage and trash removal	750.00
Sanitary sewers
Health and Welfare	
Health services	1,200.00
Welfare—public assistance	100.00
Hospitals
Recreation	
Beaches and boardwalks
Parks and playgrounds
Other recreational services
Education (excl. school districts)	
Libraries	340.00
Other educational services	1,000.00
Statutory Expenditures	200.00
Unclassified Purposes
Total Municipal Functions	\$40,253.15
Per Capita—Municipal Functions	\$32.46
Capital Improvements	3,200.00
Debt Service	6,381.25
Principal payments	\$5,000.00
Interest payments	1,381.25
Per Capita—Debt Service	\$5.15
Deferred Charges	2,253.64
Total Municipal Expenditures	\$52,088.04
Required Payments for Local School, County, and Special District Taxes	
	166,383.63
TOTAL EXPENDITURES	\$218,471.67
Reserve for Uncollected Taxes..	\$11,913.92
GRAND TOTAL	\$230,385.59

REVENUES REALIZED IN 1967

Surplus revenue appropriated	\$13,000.00
Miscellaneous revenues realized	14,624.89
State aid revenues realized	3,512.00
Delinquent tax and lien collections	6,375.94
Current tax collections	186,553.71
Emergency borrowings
TOTAL REVENUES	\$224,066.54

CAPITAL OUTLAY (BY ORDINANCE) 1967

Beaches and boardwalks
Buildings and equipment
Parks and playgrounds
Sanitary sewers
Streets and roads
Water supply	\$3,452.86
Other purposes
	\$3,452.86

TAXES

Local school taxes	\$134,130.43
County taxes	32,253.20
Special district taxes
	\$166,383.63
Local purpose taxes	26,098.81
Veteran and senior citizen tax	6,860.00
Total tax levy (for rate purposes)	\$199,342.44
Per Capita Total Tax Levy ...	
	\$160.76
General tax rate	3.738
Adjusted business personality tax rate
Adjusted general tax rate
Current Taxes	
1967 taxes levied (total)	\$192,421.82
Collected in 1967	186,553.71
Per cent of levy collected	96.95
Transferred to liens	1,693.85
Adjustments
Balance December 31, 1967	\$4,174.26
All Prior Years Taxes Outstanding	
Balance January 1, 1967	\$6,434.59
Collected in 1967	6,375.94
Adjustments	—2.96
Balance December 31, 1967	\$55.69
Tax Title Liens Outstanding	
Balance January 1, 1967	\$7,927.39
Redeemed by cash
Adjustments	+1,701.35
Balance December 31, 1967	\$9,628.74
Property Acquired by Deed or Foreclosure	
Balance January 1, 1967
Sale for cash
Adjustments
Balance December 31, 1967

CAPITAL DEBT, DECEMBER 31, 1967

Authorized—Issued and Unissued		
	Gross Debt	Net Debt
School debt	\$185,091.00
Self-liquidating debt	193,515.00
Other capital debt	40,000.00	\$40,000.00
	\$418,606.00	\$40,000.00
Per Cent	8.15	0.77
Per Capita	\$337.59	\$32.26
Issued and Outstanding		
School debt	\$126,304.00
Self-liquidating debt	130,000.00
Other capital debt	40,000.00
	\$296,304.00

Equalized Valuation Basis \$5,130,375.00

CURRENT FINANCES DECEMBER 31, 1967

Cash	\$61,411.22
Taxes receivable	4,229.95
Tax title liens	9,628.74
Foreclosed property
Other receivables	0.17
Emergencies and deferred charges	838.15
State road aid receivable	2,162.00
	\$78,270.23
Cash liabilities	\$35,224.15
Reserves for receivables	13,858.86
Surplus revenue	29,187.22
	\$78,270.23

FIELDSBORO BOROUGH—BURLINGTON COUNTY

Population U. S. Census, 1960—583
Estimated Population, 1967—630

Land Area 0.30 sq. mi.

Net Valuation Taxable \$4,400,981
Equalized Valuation \$4,214,594

EXPENDITURES FOR 1967

General Government		
Administrative and executive	\$5,210.00	
Assessment and collection of taxes	1,750.00	
Financial administration	1,900.00	
Public Safety		
Fire protection	225.00	
Police protection	7,010.00	
Other protection	250.00	
Civil defense and disaster control	150.00	
Streets and Roads		
Repairs and maintenance	9,000.00	
Street lighting	2,500.00	
Sanitation		
Street cleaning	6,600.00	
Garbage and trash removal		
Sanitary sewers		
Health and Welfare		
Health services	1,125.00	
Welfare—public assistance	525.00	
Hospitals		
Recreation		
Beaches and boardwalks	500.00	
Parks and playgrounds		
Other recreational services		
Education (excl. school districts)		
Libraries	25.00	
Other educational services		
Statutory Expenditures		
	300.00	
Unclassified Purposes		
	500.00	
Total Municipal Functions	\$37,570.00	

Per Capita—Municipal Functions	\$59.63
Capital Improvements	2,247.78
Debt Service	
Principal payments ..	
Interest payments ..	
Per Capita—Debt Service	
Deferred Charges	4,873.25
Total Municipal Expenditures	\$44,691.03
Required Payments for Local School, County, and Special District Taxes	
	95,312.36

TOTAL EXPENDITURES \$140,003.39

Reserve for Uncollected Taxes... \$8,567.50

GRAND TOTAL \$148,570.89

REVENUES REALIZED IN 1967

Surplus revenue appropriated	\$23,500.00
Miscellaneous revenues realized ..	11,147.22
State aid revenues realized	5,413.00
Delinquent tax and lien collections ..	5,345.40
Current tax collections	99,458.01
Emergency borrowings	

TOTAL REVENUES \$144,863.63

CAPITAL OUTLAY (BY ORDINANCE) 1967

Beaches and boardwalks	
Buildings and equipment	
Parks and playgrounds	
Sanitary sewers	
Streets and roads	
Water supply	
Other purposes	

TAXES

Local school taxes	\$74,841.50
County taxes	20,470.86
Special district taxes	
	\$95,312.36
Local purpose taxes	9,675.00
Veteran and senior citizen tax ...	4,350.00
Total tax levy (for rate purposes)	\$109,337.36

Per Capita Total Tax Levy ... \$173.55

General tax rate	
Adjusted business personalty tax rate	3.72
Adjusted general tax rate	1.74

Current Taxes

1967 taxes levied (total)	\$105,730.83
Collected in 1967	99,458.01
Per cent of levy collected	94.06
Transferred to liens	127.02
Adjustments	
Balance December 31, 1967	\$6,145.80

All Prior Years Taxes Outstanding

Balance January 1, 1967	\$5,713.82
Collected in 1967	4,480.24
Adjustments	
Balance December 31, 1967	\$1,233.58

Tax Title Liens Outstanding

Balance January 1, 1967	\$1,969.72
Redeemed by cash	865.16
Adjustments	+127.02
Balance December 31, 1967	\$1,231.58

Property Acquired by Deed or Foreclosure

Balance January 1, 1967	\$300.00
Sale for cash	
Adjustments	
Balance December 31, 1967	\$300.00

CAPITAL DEBT, DECEMBER 31, 1967

Authorized—Issued and Unissued

	Gross Debt	Net Debt
School debt		
Self-liquidating debt ..		
Other capital debt		
Per Cent		
Per Capita		

Issued and Outstanding

School debt	
Self-liquidating debt ..	
Other capital debt	

Equalized Valuation Basis \$2,343,800.00

CURRENT FINANCES DECEMBER 31, 1967

Cash	\$42,426.66
Taxes receivable	7,379.38
Tax title liens	1,231.58
Foreclosed property	300.00
Other receivables	98.25
Emergencies and deferred charges ..	635.00
State road aid receivable	12,803.00
	\$64,873.87
Cash liabilities	\$30,994.06
Reserves for receivables	9,009.21
Surplus revenue	24,870.60
	\$64,873.87

FLEMINGTON BOROUGH—HUNTERDON COUNTY

Population U. S. Census, 1960—3,232
Estimated Population, 1967—3,960

Land Area 1.30 sq. mi.

Net Valuation Taxable \$26,332,163
Equalized Valuation \$31,851,610

EXPENDITURES FOR 1967

General Government	
Administrative and executive	\$46,450.00
Assessment and collection of taxes ..	10,489.00
Financial administration	3,400.00
Public Safety	
Fire protection	16,180.00
Police protection	58,350.00
Other protection	2,950.00
Civil defense and disaster control ..	400.00
Streets and Roads	
Repairs and maintenance	36,374.00
Street lighting	10,500.00
Sanitation	
Street cleaning	20,500.00
Garbage and trash removal	26,311.00
Sanitary sewers	
Health and Welfare	
Health services	3,550.00
Welfare—public assistance	3,135.00
Hospitals	
Recreation	
Beaches and boardwalks	
Parks and playgrounds	1,550.00
Other recreational services	1,450.00
Education (excl. school districts)	
Libraries	24,000.00
Other educational services	1,000.00
Statutory Expenditures	
.....	12,740.00
Unclassified Purposes	
.....	7,700.00
Total Municipal Functions	\$287,529.00
Per Capita—Municipal Functions	
.....	\$72.61
Capital Improvements	
.....	85,518.00
Debt Service	
Principal payments ..	
Interest payments ..	
Per Capita—Debt Service	
.....	
Deferred Charges	
.....	
Total Municipal Expenditures	\$373,047.00
Required Payments for Local School, County, and Special District Taxes	
.....	670,810.15
TOTAL EXPENDITURES	\$1,043,857.15
Reserve for Uncollected Taxes...	
.....	\$73,974.35
GRAND TOTAL	\$1,117,831.50

REVENUES REALIZED IN 1967

Surplus revenue appropriated	\$85,000.00
Miscellaneous revenues realized ..	71,622.29
State aid revenues realized	8,902.00
Delinquent tax and lien collections ..	42,894.05
Current tax collections	867,370.81
Emergency borrowings	
TOTAL REVENUES	\$1,075,789.15
CAPITAL OUTLAY (BY ORDINANCE) 1967	
Beaches and boardwalks	
Buildings and equipment	\$1,000.00
Parks and playgrounds	
Sanitary sewers	
Streets and roads	24,327.69
Water supply	33,749.02
Other purposes	274.65
	\$59,351.36

TAXES

Local school taxes	\$544,339.28
County taxes	126,470.87
Special district taxes	
	\$670,810.15
Local purpose taxes	256,879.35
Veteran and senior citizen tax ...	17,000.00
Total tax levy (for rate purposes)	\$944,689.50
Per Capita Total Tax Levy ...	
.....	\$238.56
General tax rate	
Adjusted business personality tax rate ..	4.91
Adjusted general tax rate	3.44
Current Taxes	
1967 taxes levied (total)	\$931,055.30
Collected in 1967	867,370.81
Per cent of levy collected	93.15
Transferred to liens	
Adjustments	284.40
Balance December 31, 1967	\$63,400.09
All Prior Years Taxes Outstanding	
Balance January 1, 1967	\$59,172.34
Collected in 1967	42,894.05
Adjustments	168.65
Balance December 31, 1967	\$16,109.64
Tax Title Liens Outstanding	
Balance January 1, 1967	
Redeemed by cash	
Adjustments	
Balance December 31, 1967	
Property Acquired by Deed or Foreclosure	
Balance January 1, 1967	
Sale for cash	
Adjustments	
Balance December 31, 1967	

CAPITAL DEBT, DECEMBER 31, 1967

Authorized—Issued and Unissued

	Gross Debt	Net Debt
School debt	\$1,549,931.00	
Self-liquidating debt ..	700,000.00	\$504,019.00
Other capital debt		
	\$2,249,931.00	\$504,019.00
Per Cent	7.97	1.78
Per Capita	\$568.16	\$127.28

Issued and Outstanding

School debt	\$660,319.00
Self-liquidating debt	295,000.00
Other capital debt	
	\$955,319.00

Equalized Valuation Basis \$28,202,750.00

CURRENT FINANCES DECEMBER 31, 1967

Cash	\$138,405.10
Taxes receivable	79,509.73
Tax title liens	
Foreclosed property	
Other receivables	10,778.43
Emergencies and deferred charges ..	2,740.00
State road aid receivable	11,156.00
	\$242,589.26
Cash liabilities	\$52,699.10
Reserves for receivables	90,288.16
Surplus revenue	99,602.00
	\$242,589.26

FLORENCE TOWNSHIP—BURLINGTON COUNTY

Population U. S. Census, 1960—8,127
Estimated Population, 1967—8,930

Land Area 9.68 sq. mi.

Net Valuation Taxable \$46,601,719
Equalized Valuation \$55,879,405

EXPENDITURES FOR 1967

General Government	
Administrative and executive	\$69,525.64
Assessment and collection of taxes ..	15,150.00
Financial administration	10,100.00
Public Safety	
Fire protection	37,594.42
Police protection	112,562.91
Other protection	1,150.00
Civil defense and disaster control ..	2,100.00
Streets and Roads	
Repairs and maintenance	64,700.00
Street lighting	17,000.00
Sanitation	
Street cleaning	59,650.00
Garbage and trash removal	59,650.00
Sanitary sewers
Health and Welfare	
Health services	3,663.05
Welfare—public assistance	3,100.00
Hospitals
Recreation	
Beaches and boardwalks
Parks and playgrounds	12,253.21
Other recreational services	11,966.88
Education (excl. school districts)	
Libraries	4,000.00
Other educational services	2,750.00
Statutory Expenditures	
.....	32,040.69
Unclassified Purposes	
.....	2,500.00
Total Municipal Functions	\$461,806.80

Per Capita—Municipal Functions	\$51.71
Capital Improvements	56,070.00
Debt Service	
Principal payments .. \$33,000.00	35,724.50
Interest payments .. 2,724.50
Per Capita—Debt Service	\$4.00
Deferred Charges	2,950.89
Total Municipal Expenditures	\$556,552.19

Required Payments for Local School, County, and Special District Taxes	
.....	1,244,753.26

TOTAL EXPENDITURES \$1,801,305.45

Reserve for Uncollected Taxes...	\$142,920.00
----------------------------------	--------------

GRAND TOTAL \$1,944,225.45

REVENUES REALIZED IN 1967

Surplus revenue appropriated	\$64,000.00
Miscellaneous revenues realized ..	194,341.79
State aid revenues realized	24,824.00
Delinquent tax and lien collections ..	117,086.72
Current tax collections	1,365,231.91
Emergency borrowings

TOTAL REVENUES \$1,765,484.42

CAPITAL OUTLAY (BY ORDINANCE) 1967

Beaches and boardwalks
Buildings and equipment
Parks and playgrounds
Sanitary sewers
Streets and roads
Water supply
Other purposes

TAXES

Local school taxes	\$972,914.50
County taxes	271,838.76
Special district taxes
.....	\$1,244,753.26
Local purpose taxes	340,000.00
Veteran and senior citizen tax ...	69,430.00
Total tax levy (for rate purposes)	\$1,654,183.26

Per Capita Total Tax Levy ... \$185.24

General tax rate
Adjusted business personality tax rate	4.58
Adjusted general tax rate	3.35

Current Taxes

1967 taxes levied (total)	\$1,442,063.37
Collected in 1967	1,365,231.91
Per cent of levy collected	94.67
Transferred to liens	3,949.03
Adjustments	866.02
Balance December 31, 1967	\$72,016.41

All Prior Years Taxes Outstanding

Balance January 1, 1967	\$114,453.21
Collected in 1967	112,626.03
Adjustments	—660.15
Balance December 31, 1967	\$1,167.03

Tax Title Liens Outstanding

Balance January 1, 1967	\$11,366.10
Redeemed by cash	4,460.69
Adjustments	+4,796.56
Balance December 31, 1967	\$11,701.97

Property Acquired by Deed or Foreclosure

Balance January 1, 1967	\$2,690.01
Sale for cash
Adjustments
Balance December 31, 1967	\$2,690.01

CAPITAL DEBT, DECEMBER 31, 1967

Authorized—Issued and Unissued

	Gross Debt	Net Debt
School debt	\$933,000.00
Self-liquidating debt ..	293,000.00
Other capital debt	68,000.00	\$68,000.00
.....	\$1,294,000.00	\$68,000.00
Per Cent	2.73	0.14
Per Capita	\$144.90	\$7.61

Issued and Outstanding

School debt	\$933,000.00
Self-liquidating debt	293,000.00
Other capital debt	65,000.00
.....	\$1,291,000.00

Equalized Valuation Basis \$47,297,719.00

CURRENT FINANCES DECEMBER 31, 1967

Cash	\$578,330.98
Taxes receivable	73,183.44
Tax title liens	11,701.97
Foreclosed property	2,690.01
Other receivables	0.20
Emergencies and deferred charges ..	303,878.71
State road aid receivable	20,088.00
.....	\$989,873.31
Cash liabilities	\$876,061.33
Reserves for receivables	87,575.62
Surplus revenue	26,236.36
.....	\$989,873.31

FLORHAM PARK BOROUGH—MORRIS COUNTY

Population U. S. Census, 1960—7,222
Estimated Population, 1967—8,160

Land Area 7.60 sq. mi.

Net Valuation Taxable \$30,880,483
Equalized Valuation \$85,116,296

EXPENDITURES FOR 1967

General Government

Administrative and executive	\$124,630.00
Assessment and collection of taxes	25,400.00
Financial administration	15,875.00

Public Safety

Fire protection	15,350.00
Police protection	177,450.00
Other protection	6,900.00
Civil defense and disaster control	3,300.00

Streets and Roads

Repairs and maintenance	112,876.00
Street lighting	15,000.00

Sanitation

Street cleaning
Garbage and trash removal	1,700.00
Sanitary sewers	75,300.00

Health and Welfare

Health services	10,275.00
Welfare—public assistance	1,000.00
Hospitals

Recreation

Benches and boardwalks
Parks and playgrounds
Other recreational services	14,700.00

Education (excl. school districts)

Libraries	30,900.00
Other educational services	1,500.00

Statutory Expenditures

.....	33,316.98
-------	-----------

Unclassified Purposes

.....	3,000.00
-------	----------

Total Municipal Functions \$668,472.98

Per Capita—Municipal Functions

.....	\$81.92
-------	---------

Capital Improvements

.....	44,500.00
-------	-----------

Debt Service

Principal payments
Interest payments

Per Capita—Debt Service

.....
-------	-------

Deferred Charges

.....
-------	-------

Total Municipal Expenditures \$712,972.98

Required Payments for Local

School, County, and Special District Taxes	1,691,483.37
--	--------------

TOTAL EXPENDITURES \$2,404,456.35

Reserve for Uncollected Taxes..

.....	\$84,287.02
-------	-------------

GRAND TOTAL \$2,488,743.37

REVENUES REALIZED IN 1967

Surplus revenue appropriated	\$155,000.00
Miscellaneous revenues realized ..	191,669.72
State aid revenues realized	30,332.00
Delinquent tax and lien collections ..	31,982.14
Current tax collections	2,100,438.33
Emergency borrowings
TOTAL REVENUES	\$2,509,422.19

CAPITAL OUTLAY (BY ORDINANCE) 1967

Beaches and boardwalks
Buildings and equipment	\$10,914.17
Parks and playgrounds
Sanitary sewers
Streets and roads	26,759.64
Water supply	201,722.94
Other purposes
TOTAL	\$239,396.75

TAXES

Local school taxes	\$1,382,748.39
County taxes	308,734.98
Special district taxes

Local purpose taxes	\$1,691,483.37
Veteran and senior citizen tax ...	425,260.00
.....	43,380.00

Total tax levy (for rate purposes) \$2,160,123.37

Per Capita Total Tax Levy ... \$264.72

General tax rate	6.99
Adjusted business personalty tax rate
Adjusted general tax rate

Current Taxes

1967 taxes levied (total)	\$2,146,786.96
Collected in 1967	2,100,438.33
Per cent of levy collected	97.84
Transferred to liens	6,070.11
Adjustments	1,050.60
Balance December 31, 1967	\$39,227.92

All Prior Years Taxes Outstanding

Balance January 1, 1967	\$41,846.12
Collected in 1967	31,857.14
Adjustments	4,957.97
Balance December 31, 1967	\$5,031.01

Tax Title Liens Outstanding

Balance January 1, 1967	\$6,066.28
Redeemed by cash	125.00
Adjustments	+9,041.10
Balance December 31, 1967	\$14,982.38

Property Acquired by Deed or Foreclosure

Balance January 1, 1967	\$5,820.00
Sale for cash
Adjustments
Balance December 31, 1967	\$5,820.00

CAPITAL DEBT, DECEMBER 31, 1967

Authorized—Issued and Unissued

	Gross Debt	Net Debt
School debt	\$1,561,169.00
Self-liquidating debt ..	561,000.00
Other capital debt	80,000.00	\$80,000.00
	\$2,202,169.00	\$80,000.00
Per Cent	2.92	0.10
Per Capita	\$269.87	\$9.80

Issued and Outstanding

School debt	\$1,561,169.00
Self-liquidating debt	526,000.00
Other capital debt
	\$2,087,169.00

Equalized Valuation Basis \$75,292,664.00

CURRENT FINANCES DECEMBER 31, 1967

Cash	\$327,489.03
Taxes receivable	44,258.93
Tax title liens	14,982.38
Foreclosed property	5,820.00
Other receivables
Emergencies and deferred charges ..	12,818.91
State road aid receivable	34,900.00
	\$440,269.25
Cash Liabilities	\$114,487.06
Reserves for receivables	77,880.22
Surplus revenue	247,901.97
	\$440,269.25

FOLSOM BOROUGH—ATLANTIC COUNTY

Population U. S. Census, 1960—482
Estimated Population, 1967—680

Land Area 8.79 sq. mi.

Net Valuation Taxable \$2,950,673
Equalized Valuation \$5,465,581

EXPENDITURES FOR 1967

General Government	
Administrative and executive	\$5,496.61
Assessment and collection of taxes	3,741.58
Financial administration	1,116.70
Public Safety	
Fire protection	5,089.10
Police protection	5,809.60
Other protection	234.70
Civil defense and disaster control
Streets and Roads	
Repairs and maintenance	8,466.65
Street lighting	4,376.54
Sanitation	
Street cleaning
Garbage and trash removal
Sanitary sewers
Health and Welfare	
Health services	2,754.06
Welfare—public assistance	220.00
Hospitals	250.00
Recreation	
Beaches and boardwalks
Parks and playgrounds
Other recreational services
Education (excl. school districts)	
Libraries
Other educational services
Statutory Expenditures	447.83
Unclassified Purposes
Total Municipal Functions	\$38,003.37
Per Capita—Municipal Functions	\$55.89
Capital Improvements	12,155.55
Debt Service	
Principal payments
Interest payments
Per Capita—Debt Service
Deferred Charges	6,000.00
Total Municipal Expenditures	\$56,158.92
Required Payments for Local School, County, and Special District Taxes	
.....	125,241.23
TOTAL EXPENDITURES	\$181,400.15
Reserve for Uncollected Taxes	\$19,800.00
GRAND TOTAL	\$201,200.15

REVENUES REALIZED IN 1967

Surplus revenue appropriated	\$15,000.00
Miscellaneous revenues realized	35,190.33
State aid revenues realized	12,956.00
Delinquent tax and lien collections	12,108.92
Current tax collections	118,149.83
Emergency borrowings
TOTAL REVENUES	\$193,405.08

CAPITAL OUTLAY (BY ORDINANCE) 1967

Beaches and boardwalks
Buildings and equipment
Parks and playgrounds
Sanitary sewers
Streets and roads
Water supply
Other purposes

TAXES

Local school taxes	\$83,341.00
County taxes	41,900.23
Special district taxes
.....	\$125,241.23
Local purpose taxes	10,000.00
Veteran and senior citizen tax	6,080.00
Total tax levy (for rate purposes)	\$141,321.23
Per Capita Total Tax Levy	
General tax rate
Adjusted business personality tax rate	6.18
Adjusted general tax rate	4.60
Current Taxes	
1967 taxes levied (total)	\$136,659.77
Collected in 1967	118,149.83
Per cent of levy collected	86.45
Transferred to liens
Adjustments
Balance December 31, 1967	\$18,509.94
All Prior Years Taxes Outstanding	
Balance January 1, 1967	\$17,002.05
Collected in 1967	11,979.38
Adjustments	—134.02
Balance December 31, 1967	\$4,888.65
Tax Title Liens Outstanding	
Balance January 1, 1967	\$1,078.92
Redeemed by cash	129.54
Adjustments
Balance December 31, 1967	\$949.38
Property Acquired by Deed or Foreclosure	
Balance January 1, 1967	\$3,577.00
Sale for cash
Adjustments
Balance December 31, 1967	\$3,577.00

CAPITAL DEBT, DECEMBER 31, 1967

Authorized—Issued and Unissued

	Gross Debt	Net Debt
School debt	\$340,000.00	\$193,806.00
Self-liquidating debt
Other capital debt
.....	\$340,000.00	\$193,806.00
Per Cent	6.97	3.97
Per Capita	\$500.00	\$285.01

Issued and Outstanding

School debt	\$340,000.00
Self-liquidating debt
Other capital debt
.....	\$340,000.00

Equalized Valuation Basis \$4,873,117.00

CURRENT FINANCES DECEMBER 31, 1967

Cash	\$34,138.74
Taxes receivable	23,398.59
Tax title liens	949.38
Foreclosed property	3,577.00
Other receivables	1,054.88
Emergencies and deferred charges	9.90
State road aid receivable	10,859.00
.....	\$73,987.49
Cash liabilities	\$17,790.96
Reserves for receivables	28,979.85
Surplus revenue	27,216.68
.....	\$73,987.49

FORT LEE BOROUGH—BERGEN COUNTY

Population U. S. Census, 1960—21,815
Estimated Population, 1967—31,540

Land Area 2.50 sq. mi.

Net Valuation Taxable \$230,325.101
Equalized Valuation \$285,109.321

EXPENDITURES FOR 1967

General Government	
Administrative and executive	\$202,700.00
Assessment and collection of taxes ..	97,700.00
Financial administration	8,700.00
Public Safety	
Fire protection	93,900.00
Police protection	585,100.00
Other protection	27,950.00
Civil defense and disaster control ..	500.00
Streets and Roads	
Repairs and maintenance	160,205.00
Street lighting	35,400.00
Sanitation	
Street cleaning
Garbage and trash removal	91,284.00
Sanitary sewers	298,961.00
Health and Welfare	
Health services	44,500.00
Welfare—public assistance	13,650.00
Hospitals
Recreation	
Beaches and boardwalks
Parks and playgrounds	97,600.00
Other recreational services
Education (excl. school districts)	
Libraries	51,900.00
Other educational services	4,150.00
Statutory Expenditures	
.....	103,700.00
Unclassified Purposes	
.....	3,000.00
Total Municipal Functions	\$1,920,900.00
Per Capita—Municipal Functions	
.....	\$60.90
Capital Improvements	
.....	130,700.00
Debt Service	
.....	240,400.00
Principal payments ..	\$180,926.74
Interest payments ..	59,473.26
Per Capita—Debt Service	
.....	\$7.62
Deferred Charges	
.....	24,900.00
Total Municipal Expenditures	\$2,316,900.00
Required Payments for Local School, County, and Special District Taxes	
.....	3,135,076.81
TOTAL EXPENDITURES	\$5,451,976.81
Reserve for Uncollected Taxes...	
.....	\$241,000.00
GRAND TOTAL	\$5,692,976.81

REVENUES REALIZED IN 1967

Surplus revenue appropriated	\$120,000.00
Miscellaneous revenues realized ..	546,211.63
State aid revenues realized	45,288.00
Delinquent tax and lien collections ..	95,084.73
Current tax collections	4,729,757.84
Emergency borrowings
TOTAL REVENUES	\$5,536,342.20

CAPITAL OUTLAY (BY ORDINANCE) 1967

Beaches and boardwalks
Buildings and equipment	\$119,399.63
Parks and playgrounds	103,325.32
Sanitary sewers	1,079.03
Streets and roads	113,597.94
Water supply	289,982.34
Other purposes
	\$627,384.26

TAXES

Local school taxes	\$2,180,166.00
County taxes	954,910.81
Special district taxes
	\$3,135,076.81
Local purpose taxes	1,774,600.00
Veteran and senior citizen tax ..	87,380.00
Total tax levy (for rate purposes)	\$4,997,056.81
Per Capita Total Tax Levy	
.....	\$158.44
General tax rate
Adjusted business personality tax rate	2.18
Adjusted general tax rate	2.17
Current Taxes	
1967 taxes levied (total)	\$5,069,615.87
Collected in 1967	4,729,757.84
Per cent of levy collected	93.29
Transferred to liens	1,505.12
Adjustments	89,759.14
Balance December 31, 1967	\$248,593.77
All Prior Years Taxes Outstanding	
Balance January 1, 1967	\$146,110.83
Collected in 1967	93,959.59
Adjustments	—879.36
Balance December 31, 1967	\$51,271.88
Tax Title Liens Outstanding	
Balance January 1, 1967	\$6,509.19
Redeemed by cash	1,125.14
Adjustments	+1,505.12
Balance December 31, 1967	\$6,889.17
Property Acquired by Deed or Foreclosure	
Balance January 1, 1967	\$15,270.00
Sale for cash
Adjustments
Balance December 31, 1967	\$15,270.00

CAPITAL DEBT, DECEMBER 31, 1967

Authorized—Issued and Unissued	
Gross Debt	Net Debt
School debt	\$5,536,000.00
Self-liquidating debt
Other capital debt	\$3,430,756.00
	\$8,972,451.00
	\$3,430,756.00
Per Cent	3.60
Per Capita	\$284.48
	\$108.77

Issued and Outstanding

School debt	\$2,918,000.00
Self-liquidating debt
Other capital debt	3,090,216.00
	\$6,008,216.00

Equalized Valuation Basis \$249,032,838.00

CURRENT FINANCES DECEMBER 31, 1967

Cash	\$292,689.16
Taxes receivable	299,865.65
Tax title liens	6,889.17
Foreclosed property	15,270.00
Other receivables	621.00
Emergencies and deferred charges ..	126,381.43
State road aid receivable	35,294.00
	\$777,010.41
Cash liabilities	\$400,390.47
Reserves for receivables	322,645.82
Surplus revenue	53,974.12
	\$777,010.41

FRANKFORD TOWNSHIP—SUSSEX COUNTY

Population U. S. Census, 1960—2,170
Estimated Population, 1967—2,510

Land Area 34.80 sq. mi.

Net Valuation Taxable \$15,742,912
Equalized Valuation \$22,138,515

EXPENDITURES FOR 1967

General Government	
Administrative and executive	\$26,800.00
Assessment and collection of taxes ..	17,940.00
Financial administration	5,300.00
Public Safety	
Fire protection	6,500.00
Police protection	5,250.00
Other protection	1,100.00
Civil defense and disaster control ..	1,100.00
Streets and Roads	
Repairs and maintenance	121,046.39
Street lighting	375.00
Sanitation	
Street cleaning
Garbage and trash removal	3,000.00
Sanitary sewers
Health and Welfare	
Health services	4,200.00
Welfare—public assistance	1,000.00
Hospitals	2,200.00
Recreation	
Beaches and boardwalks
Parks and playgrounds
Other recreational services	500.00
Education (excl. school districts)	
Libraries
Other educational services	100.00
Statutory Expenditures	5,600.00
Unclassified Purposes	200.00
Total Municipal Functions	\$202,211.39

Per Capita—Municipal Functions	\$80.56
Capital Improvements	52,737.78
Debt Service	1,000.00
Principal payments
Interest payments ..	\$1,000.00
Per Capita—Debt Service	\$0.40
Deferred Charges	452.35
Total Municipal Expenditures	\$256,401.52

Required Payments for Local School, County, and Special District Taxes	603,413.44
---	------------

TOTAL EXPENDITURES \$859,814.96

Reserve for Uncollected Taxes...	\$102,042.38
GRAND TOTAL	\$961,857.34

REVENUES REALIZED IN 1967

Surplus revenue appropriated	\$70,000.00
Miscellaneous revenues realized ..	65,047.77
State aid revenues realized	30,923.00
Delinquent tax and lien collections ..	65,931.71
Current tax collections	665,922.74
Emergency borrowings
TOTAL REVENUES	\$897,831.22

CAPITAL OUTLAY (BY ORDINANCE) 1967

Beaches and boardwalks
Buildings and equipment
Parks and playgrounds
Sanitary sewers
Streets and roads	\$47,975.19
Water supply
Other purposes
	\$47,975.19

TAXES

Local school taxes	\$464,148.16
County taxes	139,265.28
Special district taxes

Local purpose taxes	\$603,413.44
Veteran and senior citizen tax ...	147,764.90
	15,800.00

Total tax levy (for rate purposes) \$766,978.34

Per Capita Total Tax Levy ...	\$305.57
General tax rate
Adjusted business personalty tax rate	14.651
Adjusted general tax rate	4.682

Current Taxes

1967 taxes levied (total)	\$759,381.46
Collected in 1967	665,922.74
Per cent of levy collected	87.69
Transferred to liens	4,009.30
Adjustments	781.23
Balance December 31, 1967	\$88,668.19

All Prior Years Taxes Outstanding

Balance January 1, 1967	\$62,737.71
Collected in 1967	59,634.38
Adjustments	-712.37
Balance December 31, 1967	\$2,390.96

Tax Title Liens Outstanding

Balance January 1, 1967	\$11,278.46
Redeemed by cash	6,297.33
Adjustments	+4,009.30
Balance December 31, 1967	\$8,990.43

Property Acquired by Deed or Foreclosure

Balance January 1, 1967	\$725.00
Sale for cash	25.00
Adjustments
Balance December 31, 1967	\$700.00

CAPITAL DEBT, DECEMBER 31, 1967

Authorized—Issued and Unissued

	Gross Debt	Net Debt
School debt	\$822,989.00
Self-liquidating debt
Other capital debt	49,294.00	\$22,760.00
	\$872,283.00	\$22,760.00
Per Cent	3.62	0.09
Per Capita	\$347.52	\$9.07

Issued and Outstanding

School debt	\$822,989.00
Self-liquidating debt
Other capital debt
	\$822,989.00

Equalized Valuation Basis \$24,057,977.00

CURRENT FINANCES DECEMBER 31, 1967

Cash	\$185,295.31
Taxes receivable	91,059.15
Tax title liens	8,990.43
Foreclosed property	700.00
Other receivables	45,614.70
Emergencies and deferred charges ..	1,015.41
State road aid receivable	24,064.00
	\$356,739.00
Cash liabilities	\$63,743.37
Reserves for receivables	146,364.28
Surplus revenue	146,631.35
	\$356,739.00

FRANKLIN BOROUGH—SUSSEX COUNTY

Population U. S. Census, 1960—3,624
Estimated Population, 1967—4,170

Land Area 4.40 sq. mi.

Net Valuation Taxable \$16,983,137
Equalized Valuation \$16,575,660

EXPENDITURES FOR 1967	
General Government	
Administrative and executive	\$49,398.33
Assessment and collection of taxes	9,750.00
Financial administration	7,900.00
Public Safety	
Fire protection	9,375.00
Police protection	35,729.76
Other protection	1,300.00
Civil defense and disaster control	980.00
Streets and Roads	
Repairs and maintenance	43,600.00
Street lighting	11,750.00
Sanitation	
Street cleaning
Garbage and trash removal	25,500.00
Sanitary sewers
Health and Welfare	
Health services	4,125.00
Welfare—public assistance	100.00
Hospitals
Recreation	
Beaches and boardwalks
Parks and playgrounds
Other recreational services	10,950.00
Education (excl. school districts)	
Libraries
Other educational services	1,150.00
Statutory Expenditures	14,500.00
Unclassified Purposes	200.00
Total Municipal Functions	\$226,308.09
Per Capita—Municipal Functions	\$54.27
Capital Improvements	61,965.55
Debt Service	300.00
Principal payments
Interest payments	\$300.00
Per Capita—Debt Service	\$0.07
Deferred Charges
Total Municipal Expenditures	\$288,573.64
Required Payments for Local School, County, and Special District Taxes	
.....	446,910.45
TOTAL EXPENDITURES	\$735,484.09
Reserve for Uncollected Taxes....	\$71,284.27
GRAND TOTAL	\$806,768.36
REVENUES REALIZED IN 1967	
Surplus revenue appropriated	\$95,000.00
Miscellaneous revenues realized ..	113,409.13
State aid revenues realized	26,893.00
Delinquent tax and lien collections ..	58,568.71
Current tax collections	496,293.13
Emergency borrowings
TOTAL REVENUES	\$790,163.97
CAPITAL OUTLAY (BY ORDINANCE) 1967	
Beaches and boardwalks
Buildings and equipment	\$12,947.11
Parks and playgrounds
Sanitary sewers	1,266.39
Streets and roads
Water supply
Other purposes
.....	\$14,213.50

TAXES	
Local school taxes	\$342,736.00
County taxes	104,174.45
Special district taxes
.....	\$446,910.45
Local purpose taxes
Veteran and senior citizen tax ...	27,730.00
Total tax levy (for rate purposes) ..	\$575,672.27
Per Capita Total Tax Levy ...	
.....	\$138.05
General tax rate	3.373
Adjusted business personality tax rate
Adjusted general tax rate
Current Taxes	
1967 taxes levied (total)	\$555,386.32
Collected in 1967	496,293.13
Per cent of levy collected	89.35
Transferred to liens	4,629.19
Adjustments	766.91
Balance December 31, 1967	\$53,697.09
All Prior Years Taxes Outstanding	
Balance January 1, 1967	\$53,330.04
Collected in 1967	47,287.53
Adjustments	—98.00
Balance December 31, 1967	\$5,944.51
Tax Title Liens Outstanding	
Balance January 1, 1967	\$32,055.32
Redeemed by cash	11,281.18
Adjustments	+4,415.63
Balance December 31, 1967	\$25,189.77
Property Acquired by Deed or Foreclosure	
Balance January 1, 1967
Sale for cash
Adjustments
Balance December 31, 1967

CAPITAL DEBT, DECEMBER 31, 1967

Authorized—Issued and Unissued

	Gross Debt	Net Debt
School debt	\$300,000.00
Self-liquidating debt ..	210,000.00
Other capital debt	28,500.00	\$28,500.00
.....	\$538,500.00	\$28,500.00
Per Cent	3.90	0.03
Per Capita	\$129.14	\$6.83

Issued and Outstanding

School debt	\$300,000.00
Self-liquidating debt	105,000.00
Other capital debt
.....	\$405,000.00

Equalized Valuation Basis \$13,780,018.00

CURRENT FINANCES DECEMBER 31, 1967

Cash	\$224,701.33
Taxes receivable	59,641.60
Tax title liens	25,189.77
Foreclosed property
Other receivables	5,654.19
Emergencies and deferred charges ..	15,658.09
State road aid receivable	27,410.66
.....	\$358,255.64
Cash liabilities	\$57,456.80
Reserves for receivables	90,485.56
Surplus revenue	210,313.28
.....	\$358,255.64

FRANKLIN TOWNSHIP—GLOUCESTER COUNTY

Population U. S. Census, 1960—7,451
Estimated Population, 1967—8,750

Land Area 54.13 sq. mi.

Net Valuation Taxable \$9,243,975
Equalized Valuation \$33,032,787

EXPENDITURES FOR 1967

General Government

Administrative and executive	\$65,755.00
Assessment and collection of taxes ..	33,990.00
Financial administration	8,300.00

Public Safety

Fire protection
Police protection	38,450.00
Other protection	3,000.00
Civil defense and disaster control ..	400.00

Streets and Roads

Repairs and maintenance	82,075.00
Street lighting	11,500.00

Sanitation

Street cleaning
Garbage and trash removal	1,850.00
Sanitary sewers

Health and Welfare

Health services	6,690.00
Welfare—public assistance	7,120.00
Hospitals

Recreation

Beaches and boardwalks
Parks and playgrounds	3,900.00
Other recreational services

Education (excl. school districts)

Libraries	2,275.00
Other educational services	125.00

Statutory Expenditures

.....	6,400.00
-------	----------

Unclassified Purposes

.....	200.00
-------	--------

Total Municipal Functions \$272,030.00

Per Capita—Municipal Functions \$31.00

Capital Improvements

.....	46,530.00
-------	-----------

Debt Service

Principal payments ..	200.00
Interest payments ..	\$200.00

Per Capita—Debt Service \$0.02

Deferred Charges

.....	6,200.00
-------	----------

Total Municipal Expenditures \$324,960.00

Required Payments for Local

School, County, and Special
District Taxes	1,026,505.78

TOTAL EXPENDITURES \$1,351,465.78

Reserve for Uncollected Taxes...

.....	\$117,099.96
-------	--------------

GRAND TOTAL \$1,468,565.74

REVENUES REALIZED IN 1967

Surplus revenue appropriated	\$95,000.60
Miscellaneous revenues realized ..	210,900.21
State aid revenues realized	46,429.53
Delinquent tax and lien collections ..	103,390.57
Current tax collections	928,830.33
Emergency borrowings

TOTAL REVENUES \$1,384,550.71

CAPITAL OUTLAY (BY ORDINANCE) 1967

Beaches and boardwalks
Buildings and equipment	\$11,700.00
Parks and playgrounds
Sanitary sewers
Streets and roads
Water supply
Other purposes
.....	\$11,700.00

TAXES

Local school taxes	\$860,175.17
County taxes	143,240.61
Special district taxes	23,090.00

Local purpose taxes	\$1,026,505.78
Veteran and senior citizen tax ...	34,658.96
.....	52,170.00

Total tax levy (for rate purposes) \$1,113,334.74

Per Capita Total Tax Levy ... \$127.24

General tax rate
Adjusted business personalty tax rate	11.92
Adjusted general tax rate	11.79

Current Taxes

1967 taxes levied (total)	\$1,076,519.14
Collected in 1967	928,830.33
Per cent of levy col-lected	86.28
Transferred to liens	11,200.45
Adjustments	8,782.95
Balance December 31, 1967	\$127,705.41

All Prior Years Taxes Outstanding

Balance January 1, 1967	\$97,926.78
Collected in 1967	92,364.16
Adjustments	—5,329.82
Balance December 31, 1967	\$232.86

Tax Title Liens Outstanding

Balance January 1, 1967	\$30,994.32
Redeemed by cash	11,026.47
Adjustments	+9,972.80
Balance December 31, 1967	\$29,940.65

Property Acquired by Deed or Foreclosure

Balance January 1, 1967	\$44,630.00
Sale for cash	34,323.00
Adjustments	+20,293.00
Balance December 31, 1967	\$30,600.00

CAPITAL DEBT, DECEMBER 31, 1967

Authorized—Issued and Unissued

	Gross Debt	Net Debt
School debt	\$1,995,213.00	\$287,597.00
Self-liquidating debt
Other capital debt
.....	\$1,995,213.00	\$287,597.00
Per Cent	6.37	0.91
Per Capita	\$228.02	\$32.87

Issued and Outstanding

School debt	\$1,005,213.00
Self-liquidating debt
Other capital debt
.....	\$1,005,213.00

Equalized Valuation Basis \$31,296,140.00

CURRENT FINANCES DECEMBER 31, 1967

Cash	\$94,425.63
Taxes receivable	127,938.27
Tax title liens	29,940.65
Foreclosed property	30,600.00
Other receivables	38,011.63
Emergencies and deferred charges ..	9,900.00
State road aid receivable	36,549.00
.....	\$367,365.08
Cash liabilities	\$90,459.68
Reserves for receivables	226,490.55
Surplus revenue	50,414.85
.....	\$367,365.08

FRANKLIN TOWNSHIP—HUNTERDON COUNTY

Population U. S. Census, 1960—1,777
Estimated Population, 1967—2,100

Land Area 23.30 sq. ml.

Net Valuation Taxable \$17,566,659
Equalized Valuation \$17,828,554

EXPENDITURES FOR 1967

General Government	
Administrative and executive	\$13,700.45
Assessment and collection of taxes	5,250.00
Financial administration	2,474.20
Public Safety	
Fire protection	3,000.00
Police protection	2,807.15
Other protection	1,368.50
Civil defense and disaster control	400.00
Streets and Roads	
Repairs and maintenance	53,604.35
Street lighting	850.00
Sanitation	
Street cleaning
Garbage and trash removal
Sanitary sewers
Health and Welfare	
Health services	728.20
Welfare—public assistance	900.00
Hospitals
Recreation	
Beaches and boardwalks
Parks and playgrounds
Other recreational services
Education (excl. school districts)	
Libraries
Other educational services
Statutory Expenditures	3,492.15
Unclassified Purposes	900.00
Total Municipal Functions	\$89,475.00
Per Capita—Municipal Functions	\$42.61
Capital Improvements	50,315.00
Debt Service	
Principal payments
Interest payments
Per Capita—Debt Service
Deferred Charges	1,500.00
Total Municipal Expenditures	\$141,290.00
Required Payments for Local School, County, and Special District Taxes	
	327,649.11
TOTAL EXPENDITURES	\$468,939.11
Reserve for Uncollected Taxes...	\$30,731.30
GRAND TOTAL	\$499,670.41

REVENUES REALIZED IN 1967

Surplus revenue appropriated	\$25,000.60
Miscellaneous revenues realized	43,110.00
State aid revenues realized	27,295.16
Delinquent tax and lien collections	26,959.19
Current tax collections	360,389.78
Emergency borrowings

TOTAL REVENUES \$482,754.13

CAPITAL OUTLAY (BY ORDINANCE) 1967

Beaches and boardwalks
Buildings and equipment	\$9,830.00
Parks and playgrounds
Sanitary sewers
Streets and roads
Water supply
Other purposes
	\$9,830.00

TAXES

Local school taxes	\$253,776.38
County taxes	73,872.73
Special district taxes
	\$327,649.11
Local purpose taxes	55,636.30
Veteran and senior citizen tax	14,930.00
Total tax levy (for rate purposes)	\$398,215.41
Per Capita Total Tax Levy	\$189.63
General tax rate
Adjusted business personality tax rate	7.94
Adjusted general tax rate	2.18
Current Taxes	
1967 taxes levied (total)	\$387,544.13
Collected in 1967	360,389.78
Per cent of levy collected	92.99
Transferred to liens
Adjustments	16.16
Balance December 31, 1967	\$27,138.19
All Prior Years Taxes Outstanding	
Balance January 1, 1967	\$30,565.29
Collected in 1967	26,959.19
Adjustments
Balance December 31, 1967	\$3,606.10
Tax Title Liens Outstanding	
Balance January 1, 1967	\$833.17
Redeemed by cash
Adjustments
Balance December 31, 1967	\$833.17
Property Acquired by Deed or Foreclosure	
Balance January 1, 1967
Sale for cash
Adjustments
Balance December 31, 1967

CAPITAL DEBT, DECEMBER 31, 1967

Authorized—Issued and Unissued

	Gross Debt	Net Debt
School debt	\$508,763.00
Self-liquidating debt
Other capital debt	12,000.00
	\$520,763.00
Per Cent	3.31
Per Capita	\$247.98

Issued and Outstanding

School debt	\$194,734.00
Self-liquidating debt
Other capital debt	12,000.00
	\$206,734.00

Equalized Valuation Basis \$15,706,879.00

CURRENT FINANCES DECEMBER 31, 1967

Cash	\$184,672.14
Taxes receivable	30,744.29
Tax title liens	833.17
Foreclosed property
Other receivables	6,017.88
Emergencies and deferred charges	35,183.00
State road aid receivable
	\$257,450.48
Cash liabilities	\$189,902.11
Reserves for receivables	37,595.34
Surplus revenue	29,953.03
	\$257,450.48

FRANKLIN TOWNSHIP—SOMERSET COUNTY

Population U. S. Census, 1960—19,558
Estimated Population, 1967—29,440

Land Area 46.40 sq. mi.

Net Valuation Taxable \$97,108,195
Equalized Valuation \$194,218,130

EXPENDITURES FOR 1967

General Government	
Administrative and executive	\$244,030.00
Assessment and collection of taxes ..	71,623.00
Financial administration	26,986.00
Public Safety	
Fire protection	25,446.00
Police protection	295,380.00
Other protection	68,250.00
Civil defense and disaster control
Streets and Roads	
Repairs and maintenance	361,751.00
Street lighting	54,000.00
Sanitation	
Street cleaning
Garbage and trash removal
Sanitary sewers
Health and Welfare	
Health services	59,314.00
Welfare—public assistance	15,139.00
Hospitals	3,000.00
Recreation	
Beaches and boardwalks
Parks and playgrounds	35,243.00
Other recreational services	34,610.00
Education (excl. school districts)	
Libraries	11,000.00
Other educational services	1,000.00
Statutory Expenditures	73,200.00
Unclassified Purposes	7,500.00
Total Municipal Functions	\$1,387,472.00

Per Capita—Municipal Functions ..	\$47.13
Capital Improvements	155,850.00
Debt Service	59,306.50
Principal payments .. \$10,000.00	
Interest payments .. 49,306.50	
Per Capita—Debt Service	\$2.01
Deferred Charges	30,105.00
Total Municipal Expenditures	\$1,632,733.50

Required Payments for Local School, County, and Special District Taxes	4,715,358.46
--	--------------

TOTAL EXPENDITURES \$6,348,091.96

Reserve for Uncollected Taxes... \$384,415.50

GRAND TOTAL \$6,732,507.46

REVENUES REALIZED IN 1967

Surplus revenue appropriated	\$300,000.00
Miscellaneous revenues realized ..	625,244.45
State aid revenues realized	119,113.91
Delinquent tax and lien collections ..	174,566.94
Current tax collections	5,042,345.01
Emergency borrowings

TOTAL REVENUES \$6,261,270.31

CAPITAL OUTLAY (BY ORDINANCE) 1967

Beaches and boardwalks	
Buildings and equipment	\$26,065.00
Parks and playgrounds	
Sanitary sewers	66,082.44
Streets and roads	22,150.63
Water supply	312,673.54
Other purposes
	\$426,991.61

TAXES

Local school taxes	\$3,818,882.02
County taxes	780,053.94
Special district taxes	116,422.50

Local purpose taxes	\$4,715,358.46
Veteran and senior citizen tax	136,410.00

Total tax levy (for rate purposes) **\$5,771,529.46**

Per Capita Total Tax Levy ... \$196.04

General tax rate	5.82
Adjusted business personality tax rate
Adjusted general tax rate

Current Taxes

1967 taxes levied (total)	\$5,704,212.50
Collected in 1967	5,042,345.01
Per cent of levy collected	\$8.39
Transferred to liens	14,890.46
Adjustments	256,185.39
Balance December 31, 1967	\$390,791.64

All Prior Years Taxes Outstanding

Balance January 1, 1967	\$175,399.00
Collected in 1967	159,269.13
Adjustments	—1,581.09
Balance December 31, 1967	\$14,548.78

Tax Title Liens Outstanding

Balance January 1, 1967	\$21,244.49
Redeemed by cash	15,297.81
Adjustments	+17,030.91
Balance December 31, 1967	\$22,877.59

Property Acquired by Deed or Foreclosure

Balance January 1, 1967	\$195,402.50
Sale for cash	12,120.46
Adjustments	+12,120.46
Balance December 31, 1967	\$195,402.50

CAPITAL DEBT, DECEMBER 31, 1967

Authorized—Issued and Unissued

	Gross Debt	Net Debt
School debt	\$7,093,000.00	\$355,656.00
Self-liquidating debt ..	983,000.00
Other capital debt	1,800,245.00	1,357,485.00
	\$9,876,245.00	\$1,713,141.00
Per Cent	5.86	1.01
Per Capita	\$335.47	\$58.19

Issued and Outstanding

School debt	\$4,148,000.00
Self-liquidating debt	975,000.00
Other capital debt	1,615,000.00
	\$6,738,000.00

Equalized Valuation Basis \$168,433,596.00

CURRENT FINANCES DECEMBER 31, 1967

Cash	\$311,466.70
Taxes receivable	405,340.42
Tax title liens	22,977.59
Foreclosed property	195,402.50
Other receivables	14,087.22
Emergencies and deferred charges ..	109,759.67
State road aid receivable	120,577.37
	\$1,179,611.47
Cash liabilities	\$390,165.64
Reserves for receivables	637,807.73
Surplus revenue	151,638.10
	\$1,179,611.47

FRANKLIN TOWNSHIP—WARREN COUNTY

Population U. S. Census, 1960—1,729
Estimated Population, 1967—1,920

Land Area 24.10 sq. mi.

Net Valuation Taxable \$9,685,049
Equalized Valuation \$11,620,193

EXPENDITURES FOR 1967

General Government	
Administrative and executive	\$9,865.00
Assessment and collection of taxes	4,000.00
Financial administration	1,560.00
Public Safety	
Fire protection	4,757.25
Police protection	4,550.00
Other protection	600.00
Civil defense and disaster control	500.00
Streets and Roads	
Repairs and maintenance	56,022.75
Street lighting	2,000.00
Sanitation	
Street cleaning
Garbage and trash removal
Sanitary sewers
Health and Welfare	
Health services	2,400.00
Welfare—public assistance	1,450.00
Hospitals	100.00
Recreation	
Beaches and boardwalks
Parks and playgrounds
Other recreational services
Education (excl. school districts)	
Libraries
Other educational services
Statutory Expenditures	1,200.00
Unclassified Purposes
Total Municipal Functions	<hr/> \$89,005.00
Per Capita—Municipal Functions	<hr/> \$46.36
Capital Improvements	28,184.00
Debt Service	
Principal payments
Interest payments
Per Capita—Debt Service
Deferred Charges	
Total Municipal Expenditures	<hr/> \$117,189.00
Required Payments for Local School, County, and Special District Taxes	
	<hr/> 304,950.50
TOTAL EXPENDITURES	<hr/> \$422,139.50
Reserve for Uncollected Taxes...	<hr/> \$35,530.00
GRAND TOTAL	<hr/> \$457,669.50

REVENUES REALIZED IN 1967

Surplus revenue appropriated	\$26,433.00
Miscellaneous revenues realized ..	57,006.07
State aid revenues realized	25,086.00
Delinquent tax and lien collections ..	29,722.79
Current tax collections	303,870.77
Emergency borrowings

TOTAL REVENUES \$442,118.61

CAPITAL OUTLAY (BY ORDINANCE) 1967

Beaches and boardwalks
Buildings and equipment
Parks and playgrounds
Sanitary sewers
Streets and roads
Water supply
Other purposes

TAXES

Local school taxes	\$227,042.67
County taxes	77,907.83
Special district taxes
Local purpose taxes	\$304,950.50
Veteran and senior citizen tax ...	33,000.00
Total tax levy (for rate purposes) ..	9,570.00
Per Capita Total Tax Levy ...	\$181.00
General tax rate
Adjusted business personality tax rate	11.58
Adjusted general tax rate	3.14
Current Taxes	
1967 taxes levied (total)	\$338,681.38
Collected in 1967	303,870.77
Per cent of levy collected	89.72
Transferred to liens
Adjustments	5,026.50
Balance December 31, 1967	\$28,784.11
All Prior Years Taxes Outstanding	
Balance January 1, 1967	\$41,378.21
Collected in 1967	29,722.79
Adjustments	1,093.78
Balance December 31, 1967	\$10,561.64
Tax Title Liens Outstanding	
Balance January 1, 1967	\$241.98
Redeemed by cash
Adjustments
Balance December 31, 1967	\$241.98
Property Acquired by Deed or Foreclosure	
Balance January 1, 1967
Sale for cash
Adjustments
Balance December 31, 1967

CAPITAL DEBT, DECEMBER 31, 1967

Authorized—Issued and Unissued		
	Gross Debt	Net Debt
School debt	\$800,796.00
Self-liquidating debt
Other capital debt
	\$800,796.00
Per Cent	7.23
Per Capita	\$417.08

Issued and Outstanding

School debt	\$800,796.00
Self-liquidating debt
Other capital debt
	\$800,796.00

Equalized Valuation Basis \$11,666,920.00

CURRENT FINANCES DECEMBER 31, 1967

Cash	\$205,050.23
Taxes receivable	40,345.75
Tax title liens	241.98
Foreclosed property
Other receivables	498.73
Emergencies and deferred charges ..	22,406.91
State road aid receivable
	\$268,543.60
Cash liabilities	\$127,263.68
Reserves for receivables	41,086.46
Surplus revenue	100,192.66
	\$268,543.60

FRANKLIN LAKES BOROUGH—BERGEN COUNTY

Population U. S. Census, 1960—3,316
Estimated Population, 1967—5,930

Land Area 9.40 sq. mi.

Net Valuation Taxable \$71,704,497
Equalized Valuation \$72,624,212

EXPENDITURES FOR 1967

General Government	
Administrative and executive ...	\$85,850.00
Assessment and collection of taxes	22,960.00
Financial administration
Public Safety	
Fire protection	20,780.00
Police protection	92,360.00
Other protection	7,450.00
Civil defense and disaster control
Streets and Roads	
Repairs and maintenance	42,877.00
Street lighting	3,450.00
Sanitation	
Street cleaning
Garbage and trash removal
Sanitary sewers
Health and Welfare	
Health services	13,244.90
Welfare—public assistance	1,125.00
Hospitals
Recreation	
Beaches and boardwalks
Parks and playgrounds
Other recreational services	6,000.00
Education (excl. school districts)	
Libraries	8,700.00
Other educational services	500.00
Statutory Expenditures	18,000.00
Unclassified Purposes	3,500.00
Total Municipal Functions	\$326,796.90
Per Capita—Municipal Functions	\$55.11
Capital Improvements	200,000.00
Debt Service	16,500.00
Principal payments ..	\$15,000.00
Interest payments ..	1,500.00
Per Capita—Debt Service	\$2.78
Deferred Charges	367.56
Total Municipal Expenditures	\$543,664.46
Required Payments for Local School, County, and Special District Taxes	1,487,460.81
TOTAL EXPENDITURES	\$2,031,125.27
Reserve for Uncollected Taxes...	\$118,341.99
GRAND TOTAL	\$2,149,467.26

REVENUES REALIZED IN 1967

Surplus revenue appropriated ..	\$215,000.00
Miscellaneous revenues realized ..	259,335.94
State aid revenues realized	2,877.00
Delinquent tax and lien collections	44,989.42
Current tax collections	1,668,639.35
Emergency borrowings
TOTAL REVENUES	\$2,190,841.71

CAPITAL OUTLAY (BY ORDINANCE) 1967

Beaches and boardwalks	\$198,867.08
Buildings and equipment	4,166.00
Parks and playgrounds
Sanitary sewers	71,689.19
Streets and roads
Water supply	32,556.82
Other purposes
	\$307,279.09

TAXES

Local school taxes	\$1,242,531.26	
County taxes	244,929.55	
Special district taxes	
	\$1,487,460.81	
Local purpose taxes	195,379.45	
Veteran and senior citizen tax ...	34,020.00	
Total tax levy (for rate purposes)	\$1,716,860.26	
Per Capita Total Tax Levy ...	\$289.52	
General tax rate	
Adjusted business personalty tax rate	4.15	
Adjusted general tax rate	2.37	
Current Taxes		
1967 taxes levied (total)	\$1,729,553.07	
Collected in 1967	1,668,639.35	
Per cent of levy collected	96.47	
Transferred to liens	
Adjustments	6,101.51	
Balance December 31, 1967	\$54,812.21	
All Prior Years Taxes Outstanding		
Balance January 1, 1967	\$45,342.05	
Collected in 1967	44,989.42	
Adjustments	—352.63	
Balance December 31, 1967	
Tax Title Liens Outstanding		
Balance January 1, 1967	
Redeemed by cash	
Adjustments	
Balance December 31, 1967	
Property Acquired by Deed or Foreclosure		
Balance January 1, 1967	\$1,425.00	
Sale for cash	
Adjustments	
Balance December 31, 1967	\$1,425.00	
CAPITAL DEBT, DECEMBER 31, 1967		
Authorized—Issued and Unissued		
	Gross Debt	Net Debt
School debt	\$3,233,598.00
Self-liquidating debt
Other capital debt ...	39,015.00	\$26,948.00
	\$3,272,613.00	\$26,948.00
Per Cent	4.82	0.03
Per Capita	\$551.87	\$4.54
Issued and Outstanding		
School debt	\$2,713,599.00
Self-liquidating debt
Other capital debt	19,565.00
	\$2,733,164.00
Equalized Valuation Basis \$67,894,536.00		
CURRENT FINANCES DECEMBER 31, 1967		
Cash	\$568,949.72
Taxes receivable	54,812.21
Tax title liens
Foreclosed property	1,425.00
Other receivables	712.54
	\$625,899.47
Cash liabilities	\$93,727.22
Reserves for receivables	56,949.75
Surplus revenue	475,222.50
	\$625,899.47

FREDON TOWNSHIP—SUSSEX COUNTY

Population U. S. Census, 1960—804
Estimated Population, 1967—1,240

Land Area 18.30 sq. ml.

Net Valuation Taxable \$7,896,420
Equalized Valuation \$10,530,868

EXPENDITURES FOR 1967

General Government	
Administrative and executive	\$6,237.20
Assessment and collection of taxes	4,415.56
Financial administration	550.00
Public Safety	
Fire protection	1,200.00
Police protection	100.00
Other protection	510.00
Civil defense and disaster control	50.00
Streets and Roads	
Repairs and maintenance	23,730.00
Street lighting
Sanitation	
Street cleaning
Garbage and trash removal
Sanitary sewers
Health and Welfare	
Health services	575.00
Welfare—public assistance	1,125.00
Hospitals	200.00
Recreation	
Benches and boardwalks
Parks and playgrounds
Other recreational services
Education (excl. school districts)	
Libraries
Other educational services
Statutory Expenditures	50.00
Unclassified Purposes	50.00
Total Municipal Functions	\$38,792.76
Per Capita—Municipal Functions	\$31.28
Capital Improvements	18,500.00
Debt Service	
Principal payments
Interest payments
Per Capita—Debt Service
Deferred Charges	598.24
Total Municipal Expenditures	\$57,891.00
Required Payments for Local School, County, and Special District Taxes	258,175.17
TOTAL EXPENDITURES	\$316,066.17
Reserve for Uncollected Taxes...	\$31,602.76
GRAND TOTAL	\$347,668.93

REVENUES REALIZED IN 1967

Surplus revenue appropriated	\$38,000.00
Miscellaneous revenues realized	30,778.62
State aid revenues realized	15,086.00
Delinquent tax and lien collections	23,232.35
Current tax collections	240,714.58
Emergency borrowings
TOTAL REVENUES	\$347,811.55

CAPITAL OUTLAY (BY ORDINANCE) 1967

Benches and boardwalks
Buildings and equipment
Parks and playgrounds
Sanitary sewers
Streets and roads
Water supply
Other purposes

TAXES

Local school taxes	\$191,456.50
County taxes	66,718.67
Special district taxes
Total	\$258,175.17
Local purpose taxes
Veteran and senior citizen tax	6,170.00
Total tax levy (for rate purposes)	\$264,345.17

Per Capita Total Tax Levy ... \$213.18

General tax rate
Adjusted business personality tax rate	5.772
Adjusted general tax rate	3.245

Current Taxes

1967 taxes levied (total)	\$267,132.99
Collected in 1967	240,714.58
Per cent of levy collected
Transferred to liens
Adjustments
Balance December 31, 1967	\$26,418.41

All Prior Years Taxes Outstanding

Balance January 1, 1967	\$22,661.98
Collected in 1967	22,007.48
Adjustments
Balance December 31, 1967	\$654.50

Tax Title Liens Outstanding

Balance January 1, 1967	\$1,883.56
Redeemed by cash	1,224.87
Adjustments
Balance December 31, 1967	\$658.71

Property Acquired by Deed or Foreclosure

Balance January 1, 1967
Sale for cash
Adjustments
Balance December 31, 1967

CAPITAL DEBT, DECEMBER 31, 1967

Authorized—Issued and Unissued

	Gross Debt	Net Debt
School debt	\$10,000.00
Self-liquidating debt
Other capital debt
	\$10,000.00
Per Cent	0.10
Per Capita	\$8.06

Issued and Outstanding

School debt	\$10,000.00
Self-liquidating debt
Other capital debt
	\$10,000.00

Equalized Valuation Basis \$9,802,275.00

CURRENT FINANCES DECEMBER 31, 1967

Cash	\$189,833.86
Taxes receivable	27,072.91
Tax title liens	658.71
Foreclosed property	1,190.80
Other receivables	934.55
Emergencies and deferred charges	16,986.00
State road aid receivable
	\$236,676.86
Cash liabilities	\$104,082.96
Reserves for receivables	28,922.42
Surplus revenue	103,671.48
	\$236,676.86

FREEHOLD BOROUGH—MONMOUTH COUNTY

Population U. S. Census, 1960—9,140
Estimated Population, 1967—11,160

Land Area 1.70 sq. mi.

Net Valuation Taxable \$51,670,617
Equalized Valuation \$54,950,002

EXPENDITURES FOR 1967

General Government	
Administrative and executive	\$93,892.57
Assessment and collection of taxes ..	16,975.00
Financial administration	4,030.00
Public Safety	
Fire protection	22,889.00
Police protection	175,536.00
Other protection	1,520.50
Civil defense and disaster control ..	100.00
Streets and Roads	
Repairs and maintenance	151,570.00
Street lighting	31,700.00
Sanitation	
Street cleaning	23,200.00
Garbage and trash removal
Sanitary sewers
Health and Welfare	
Health services	10,394.50
Welfare—public assistance	7,950.00
Hospitals
Recreation	
Beaches and boardwalks
Parks and playgrounds	10,300.00
Other recreational services
Education (excl. school districts)	
Libraries	20,403.00
Other educational services	750.00
Statutory Expenditures	
.....	52,500.00
Unclassified Purposes	
.....	2,000.00
Total Municipal Functions	\$625,701.57
Per Capita—Municipal Functions	
.....	\$56.07
Capital Improvements	
.....	43,041.00
Debt Service	
Principal payments ..	\$26,600.00
Interest payments ..	8,713.43
Per Capita—Debt Service	
.....	\$3.86
Deferred Charges	
.....
Total Municipal Expenditures	\$704,056.00
Required Payments for Local School, County, and Special District Taxes	
.....	1,456,470.81
TOTAL EXPENDITURES	\$2,160,526.81
Reserve for Uncollected Taxes..	
.....	\$166,500.00
GRAND TOTAL	\$2,327,026.81

REVENUES REALIZED IN 1967

Surplus revenue appropriated	\$67,000.00
Miscellaneous revenues realized ..	150,988.86
State aid revenues realized	29,601.50
Delinquent tax and lien collections ..	100,119.91
Current tax collections	1,971,188.54
Emergency borrowings
TOTAL REVENUES	\$2,318,898.81

CAPITAL OUTLAY (BY ORDINANCE) 1967

Beaches and boardwalks
Buildings and equipment	\$12,749.13
Parks and playgrounds
Sanitary sewers
Streets and roads	30,468.38
Water supply	25,073.13
Other purposes	44,136.79
	<u>\$112,427.43</u>

TAXES

Local school taxes	\$1,154,317.01
County taxes	302,153.80
Special district taxes
	<u>\$1,456,470.81</u>
Local purpose taxes	555,964.00
Veteran and senior citizen tax ...	53,730.00
Total tax levy (for rate purposes)	\$2,066,164.81
Per Capita Total Tax Levy ...	
.....	\$185.14
General tax rate	
Adjusted business personality tax rate	4.253
Adjusted general tax rate	3.934
Current Taxes	
1967 taxes levied (total)	\$2,080,826.96
Collected in 1967	1,971,188.54
Per cent of levy collected	94.73
Transferred to liens	3,085.05
Adjustments	2,679.26
Balance December 31, 1967	<u>\$108,874.11</u>
All Prior Years Taxes Outstanding	
Balance January 1, 1967	\$129,131.62
Collected in 1967	97,547.65
Adjustments	3,212.42
Balance December 31, 1967	<u>\$28,371.55</u>
Tax Title Liens Outstanding	
Balance January 1, 1967	\$12,816.29
Redeemed by cash	2,572.26
Adjustments	+4,901.71
Balance December 31, 1967	<u>\$15,145.74</u>
Property Acquired by Deed or Foreclosure	
Balance January 1, 1967
Sale for cash
Adjustments
Balance December 31, 1967

CAPITAL DEBT, DECEMBER 31, 1967

Authorized—Issued and Unissued

	Gross Debt	Net Debt
School debt	\$1,894,103.00
Self-liquidating debt ..	672,400.00
Other capital debt	337,250.00	\$337,250.00
	<u>\$2,903,753.00</u>	<u>\$337,250.00</u>
Per Cent	5.86	0.68
Per Capita	\$260.19	\$30.22

Issued and Outstanding

School debt	\$841,950.00
Self-liquidating debt	430,000.00
Other capital debt	319,250.00
	<u>\$1,591,200.00</u>

Equalized Valuation Basis \$49,495,060.00

CURRENT FINANCES DECEMBER 31, 1967

Cash	\$300,359.61
Taxes receivable	132,245.66
Tax title liens	15,145.74
Foreclosed property
Other receivables	537.70
Emergencies and deferred charges ..	7,500.00
State road aid receivable	23,414.00
	<u>\$479,202.71</u>
Cash liabilities	\$109,404.09
Reserves for receivables	147,929.10
Surplus revenue	221,869.52
	<u>\$479,202.71</u>

FREEHOLD TOWNSHIP—MONMOUTH COUNTY

Population U. S. Census, 1960—4,779
Estimated Population, 1967—9,150

Land Area 38.30 sq. ml.

Net Valuation Taxable \$66,564,541
Equalized Valuation \$72,672,166

EXPENDITURES FOR 1967

General Government	
Administrative and executive	\$91,950.00
Assessment and collection of taxes	39,750.00
Financial administration	7,100.00
Public Safety	
Fire protection	25,900.00
Police protection	54,450.00
Other protection	16,210.00
Civil defense and disaster control
Streets and Roads	
Repairs and maintenance	107,890.00
Street lighting	11,500.00
Sanitation	
Street cleaning
Garbage and trash removal	5,000.00
Sanitary sewers
Health and Welfare	
Health services	5,900.00
Welfare—public assistance	4,050.00
Hospitals
Recreation	
Beaches and boardwalks
Parks and playgrounds	2,000.00
Other recreational services	3,000.00
Education (excl. school districts)	
Libraries
Other educational services	200.00
Statutory Expenditures	10,410.00
Unclassified Purposes	500.00
Total Municipal Functions	\$385,810.00

Per Capita—Municipal Functions	\$42.16
Capital Improvements	81,400.00
Debt Service	27,600.00
Principal payments	\$24,000.00
Interest payments	3,600.00
Per Capita—Debt Service	\$3.02

Deferred Charges	48,500.00
Total Municipal Expenditures	\$543,310.00

Required Payments for Local School, County, and Special District Taxes	1,989,127.59
---	--------------

TOTAL EXPENDITURES \$2,532,437.59

Reserve for Uncollected Taxes...	\$192,587.00
---	--------------

GRAND TOTAL \$2,725,024.59

REVENUES REALIZED IN 1967

Surplus revenue appropriated	\$275,000.00
Miscellaneous revenues realized	332,528.06
State aid revenues realized	39,697.00
Delinquent tax and lien collections	113,129.21
Current tax collections	2,131,631.83
Emergency borrowings

TOTAL REVENUES \$2,891,986.10

CAPITAL OUTLAY (BY ORDINANCE) 1967

Beaches and boardwalks
Buildings and equipment	\$19,430.65
Parks and playgrounds
Sanitary sewers
Streets and roads
Water supply	1,688,472.98
Other purposes
	<u>\$1,707,903.63</u>

TAXES

Local school taxes	\$1,572,365.29
County taxes	416,762.30
Special district taxes
	<u>\$1,989,127.59</u>
Local purpose taxes	173,200.00
Veteran and senior citizen tax	45,570.00
Total tax levy (for rate purposes)	<u>\$2,207,897.59</u>

Per Capita Total Tax Levy ... \$241.30

General tax rate
Adjusted business personalty tax rate	3.696
Adjusted general tax rate	3.301

Current Taxes

1967 taxes levied (total)	\$2,236,522.54
Collected in 1967	2,131,631.83
Per cent of levy collected	95.31
Transferred to liens
Adjustments
Balance December 31, 1967	<u>\$104,890.71</u>

All Prior Years Taxes Outstanding

Balance January 1, 1967	\$139,071.27
Collected in 1967	112,958.29
Adjustments
Balance December 31, 1967	<u>\$26,112.98</u>

Tax Title Liens Outstanding

Balance January 1, 1967	\$7,030.81
Redeemed by cash	170.92
Adjustments
Balance December 31, 1967	<u>\$6,859.89</u>

Property Acquired by Deed or Foreclosure

Balance January 1, 1967
Sale for cash
Adjustments
Balance December 31, 1967	<u>.....</u>

CAPITAL DEBT, DECEMBER 31, 1967

Authorized—Issued and Unissued

	Gross Debt	Net Debt
School debt	\$4,372,723.00	\$1,110,441.00
Self-liquidating debt	2,190,000.00	350,000.00
Other capital debt	128,500.00	128,500.00
	<u>\$6,691,223.00</u>	<u>\$1,588,941.00</u>

Per Cent	10.89	2.58
Per Capita	<u>\$731.28</u>	<u>\$173.65</u>

Issued and Outstanding

School debt	\$2,488,939.00
Self-liquidating debt	1,700,000.00
Other capital debt	66,000.00
	<u>\$4,254,939.00</u>

Equalized Valuation Basis \$61,418,652.00

CURRENT FINANCES DECEMBER 31, 1967

Cash	\$1,122,011.66
Taxes receivable	131,003.69
Tax title liens	6,859.89
Foreclosed property
Other receivables	93,547.07
Emergencies and deferred charges	13,225.36
State road aid receivable	39,697.00
	<u>\$1,406,344.67</u>

Cash liabilities	\$707,657.19
Reserves for receivables	231,410.65
Surplus revenue	467,276.83
	<u>\$1,406,344.67</u>

FRELINGHUYSEN TOWNSHIP—WARREN COUNTY

Population U. S. Census, 1960—845
Estimated Population, 1967—940

Land Area 23.60 sq. mi.

Net Valuation Taxable \$7,993,514
Equalized Valuation \$10,608,188

EXPENDITURES FOR 1967

General Government

Administrative and executive	\$9,227.48
Assessment and collection of taxes ..	3,370.55
Financial administration	2,086.96

Public Safety

Fire protection	\$300.00
Police protection	100.00
Other protection	275.00
Civil defense and disaster control ..	150.00

Streets and Roads

Repairs and maintenance	\$29,472.16
Street lighting

Sanitation

Street cleaning
Garbage and trash removal
Sanitary sewers

Health and Welfare

Health services	\$914.00
Welfare—public assistance	400.00
Hospitals

Recreation

Beaches and boardwalks
Parks and playgrounds
Other recreational services	250.00

Education (excl. school districts)

Libraries
Other educational services

Statutory Expenditures

.....	\$1,121.64
-------	------------

Unclassified Purposes

.....
-------	-------

Total Municipal Functions \$48,167.79

Per Capita—Municipal Functions

.....	\$51.24
-------	---------

Capital Improvements

.....	\$33,000.00
-------	-------------

Debt Service

Principal payments
Interest payments

Per Capita—Debt Service

.....
-------	-------

Deferred Charges

.....	\$1,746.47
-------	------------

Total Municipal Expenditures \$82,914.26

Required Payments for Local

School, County, and Special
-----------------------------	-------

District Taxes	227,538.95
----------------------	------------

TOTAL EXPENDITURES **\$310,453.21**

Reserve for Uncollected Taxes...

.....	\$44,000.00
-------	-------------

GRAND TOTAL **\$354,453.21**

REVENUES REALIZED IN 1967

Surplus revenue appropriated	\$36,000.00
Miscellaneous revenues realized ..	33,693.00
State aid revenues realized	33,488.54
Delinquent tax and lien collections ..	31,276.95
Current tax collections	209,487.52
Emergency borrowings

TOTAL REVENUES **\$349,946.01**

CAPITAL OUTLAY (BY ORDINANCE) 1967

Beaches and boardwalks
Buildings and equipment	\$2,280.00
Parks and playgrounds
Sanitary sewers
Streets and roads
Water supply
Other purposes
.....	<u>\$2,280.00</u>

TAXES

Local school taxes	\$156,057.00
County taxes	71,481.95
Special district taxes

\$227,538.95

Local purpose taxes	16,528.47
---------------------------	-----------

Veteran and senior citizen tax ...	5,490.00
------------------------------------	----------

Total tax levy (for rate purposes) **\$249,557.42**

Per Capita Total Tax Levy ...

\$265.49

General tax rate
------------------------	-------

Adjusted business personality tax
-----------------------------------	-------

rate	5.76
------------	------

Adjusted general tax rate	3.03
---------------------------------	------

Current Taxes

1967 taxes levied (total)	\$244,250.46
---------------------------------	--------------

Collected in 1967	209,487.52
-------------------------	------------

Per cent of levy col-
-----------------------	-------

lected	85.76
--------------	-------

Transferred to liens
----------------------------	-------

Balance December 31, 1967	<u>\$34,762.94</u>
---------------------------------	--------------------

All Prior Years Taxes Outstanding

Balance January 1, 1967	\$36,324.68
-------------------------------	-------------

Collected in 1967	31,276.95
-------------------------	-----------

Adjustments
-------------------	-------

Balance December 31, 1967	<u>\$5,047.73</u>
---------------------------------	-------------------

Tax Title Liens Outstanding

Balance January 1, 1967	\$323.81
-------------------------------	----------

Redeemed by cash
------------------------	-------

Adjustments
-------------------	-------

Balance December 31, 1967	<u>\$323.81</u>
---------------------------------	-----------------

Property Acquired by Deed or

Foreclosure

Balance January 1, 1967
-------------------------------	-------

Sale for cash
---------------------	-------

Adjustments
-------------------	-------

Balance December 31, 1967
---------------------------------	-------

CAPITAL DEBT, DECEMBER 31, 1967

Authorized—Issued and Unissued

	Gross Debt	Net Debt
School debt	\$48,000.00
Self-liquidating debt
Other capital debt
.....	<u>\$48,000.00</u>	<u>.....</u>

Per Cent	0.45
----------------	------

Per Capita	<u>\$51.06</u>
------------------	----------------

Issued and Outstanding

School debt	\$48,000.00
Self-liquidating debt
Other capital debt
.....	<u>\$48,000.00</u>

Equalized Valuation Basis \$10,582,091.09

CURRENT FINANCES DECEMBER 31, 1967

Cash	\$99,920.29
Taxes receivable	39,810.67
Tax title liens	323.81
Foreclosed property
Other receivables	603.59
Emergencies and deferred charges ..	2,253.37
State road aid receivable	<u>32,650.73</u>
.....	<u>\$175,562.46</u>
Cash liabilities	\$43,298.63
Reserves for receivables	40,738.07
Surplus revenue	<u>91,525.76</u>
.....	<u>\$175,562.46</u>

FRENCHTOWN BOROUGH—HUNTERDON COUNTY

Population U. S. Census, 1960—1,340
Estimated Population, 1967—1,450

Land Area 1.10 sq. mi.

Net Valuation Taxable \$6,801,441
Equalized Valuation \$6,559,011

EXPENDITURES FOR 1967

General Government	
Administrative and executive	\$10,000.00
Assessment and collection of taxes	3,000.00
Financial administration	1,400.00
Public Safety	
Fire protection	7,200.00
Police protection	13,525.00
Other protection
Civil defense and disaster control
Streets and Roads	
Repairs and maintenance	13,700.00
Street lighting	4,000.00
Sanitation	
Street cleaning
Garbage and trash removal	8,100.00
Sanitary sewers
Health and Welfare	
Health services	2,050.00
Welfare—public assistance	600.00
Hospitals
Recreation	
Beaches and boardwalks
Parks and playgrounds	625.00
Other recreational services
Education (excl. school districts)	
Libraries	700.00
Other educational services	1,400.00
Statutory Expenditures	1,000.00
Unclassified Purposes	300.00
Total Municipal Functions	\$67,600.00
Per Capita—Municipal Functions	\$46.62
Capital Improvements	5,100.00
Debt Service	3,375.00
Principal payments	\$3,000.00
Interest payments	375.00
Per Capita—Debt Service	\$2.33
Deferred Charges
Total Municipal Expenditures	\$76,075.00
Required Payments for Local School, County, and Special District Taxes	195,984.27
TOTAL EXPENDITURES	\$272,059.27
Reserve for Uncollected Taxes	\$19,131.00
GRAND TOTAL	\$291,190.27

REVENUES REALIZED IN 1967

Surplus revenue appropriated	\$22,000.00
Miscellaneous revenues realized	25,332.18
State aid revenues realized	5,181.00
Delinquent tax and lien collections	14,556.90
Current tax collections	231,904.13
Emergency borrowings
TOTAL REVENUES	\$298,974.21

CAPITAL OUTLAY (BY ORDINANCE) 1967

Beaches and boardwalks
Buildings and equipment
Parks and playgrounds
Sanitary sewers	\$49,197.60
Streets and roads
Water supply
Other purposes
TOTAL	\$49,197.60

TAXES

Local school taxes	\$168,864.44
County taxes	27,119.83
Special district taxes
Local purpose taxes	\$195,984.27
Veteran and senior citizen tax	42,175.00
Total tax levy (for rate purposes)	\$247,979.27
Per Capita Total Tax Levy	\$171.02
General tax rate	3.63
Adjusted business personality tax rate
Adjusted general tax rate
Current Taxes	
1967 taxes levied (total)	\$238,159.27
Collected in 1967	231,904.13
Per cent of levy collected	97.37
Transferred to liens
Adjustments
Balance December 31, 1967	\$6,255.14
All Prior Years Taxes Outstanding	
Balance January 1, 1967	\$17,097.35
Collected in 1967	14,556.90
Adjustments
Balance December 31, 1967	\$2,540.45
Tax Title Liens Outstanding	
Balance January 1, 1967
Redeemed by cash
Adjustments
Balance December 31, 1967
Property Acquired by Deed or Foreclosure	
Balance January 1, 1967
Sale for cash
Adjustments
Balance December 31, 1967

CAPITAL DEBT, DECEMBER 31, 1967

Authorized—Issued and Unissued		
	Gross Debt	Net Debt
School debt	\$89,114.00
Self-liquidating debt ..	544,000.00
Other capital debt	12,000.00	\$12,000.00
	\$645,114.00	\$12,000.00
Per Cent	11.23	0.20
Per Capita	\$444.91	\$8.28

Issued and Outstanding

School debt	\$89,114.00
Self-liquidating debt	544,000.00
Other capital debt	12,000.00
	\$645,114.00

Equalized Valuation Basis \$5,741,766.00

CURRENT FINANCES DECEMBER 31, 1967	
Cash	\$115,786.45
Taxes receivable	8,795.59
Tax title liens
Foreclosed property
Other receivables	671.48
Emergencies and deferred charges
State road aid receivable	15,496.29
	\$140,749.81
Cash liabilities	\$71,328.61
Reserves for receivables	9,467.07
Surplus revenue	59,954.13
	\$140,749.81

GALLOWAY TOWNSHIP—ATLANTIC COUNTY

Population U. S. Census, 1960—5,634
Estimated Population, 1967—7,070

Land Area 91.75 sq. mi.

Net Valuation Taxable \$18,343,589
Equalized Valuation \$40,786,802

EXPENDITURES FOR 1967

General Government	
Administrative and executive	\$54,225.00
Assessment and collection of taxes	28,150.00
Financial administration	4,150.00
Public Safety	
Fire protection	16,500.00
Police protection	78,165.00
Other protection	2,000.00
Civil defense and disaster control	1,500.00
Streets and Roads	
Repairs and maintenance	116,000.00
Street lighting	14,000.00
Sanitation	
Street cleaning
Garbage and trash removal
Sanitary sewers
Health and Welfare	
Health services	4,710.00
Welfare—public assistance	4,150.00
Hospitals	2,500.00
Recreation	
Beaches and boardwalks
Parks and playgrounds	3,500.00
Other recreational services
Education (excl. school districts)	
Libraries
Other educational services	50.00
Statutory Expenditures	10,500.00
Unclassified Purposes	200.00
Total Municipal Functions	\$340,300.00
Per Capita—Municipal Functions	\$48.13
Capital Improvements	84,600.00
Debt Service	10,800.00
Principal payments	\$9,000.00
Interest payments	1,800.00
Per Capita—Debt Service	\$1.53
Deferred Charges	300.00
Total Municipal Expenditures	\$436,000.00
Required Payments for Local School, County, and Special District Taxes	
	995,350.89
TOTAL EXPENDITURES	\$1,431,350.89
Reserve for Uncollected Taxes	\$140,261.95
GRAND TOTAL	\$1,571,612.84

REVENUES REALIZED IN 1967

Surplus revenue appropriated	\$150,000.00
Miscellaneous revenues realized	218,696.57
State aid revenues realized	63,114.27
Delinquent tax and lien collections	106,249.51
Current tax collections	1,048,116.83
Emergency borrowings
TOTAL REVENUES	\$1,586,177.18

CAPITAL OUTLAY (BY ORDINANCE) 1967

Beaches and boardwalks
Buildings and equipment
Parks and playgrounds
Sanitary sewers
Streets and roads
Water supply
Other purposes	\$4,250.00
	\$4,250.00

TAXES

Local school taxes	\$683,169.63
County taxes	312,181.26
Special district taxes
Local purpose taxes	\$995,350.89
Veteran and senior citizen tax	151,747.68
	50,870.00
Total tax levy (for rate purposes)	\$1,197,968.57
Per Capita Total Tax Levy	
	\$169.44
General tax rate	6.53
Adjusted business personalty tax rate
Adjusted general tax rate
Current Taxes	
1967 taxes levied (total)	\$1,162,441.10
Collected in 1967	1,048,116.83
Per cent of levy collected	90.16
Transferred to liens	10,954.31
Adjustments	4,145.88
Balance December 31, 1967	\$99,224.08
All Prior Years Taxes Outstanding	
Balance January 1, 1967	\$101,294.33
Collected in 1967	92,304.35
Adjustments	—5,135.02
Balance December 31, 1967	\$3,854.96
Tax Title Liens Outstanding	
Balance January 1, 1967	\$17,499.57
Redeemed by cash	13,945.16
Adjustments	+13,280.43
Balance December 31, 1967	\$16,834.84
Property Acquired by Deed or Foreclosure	
Balance January 1, 1967	\$207,044.25
Sale for cash	22,817.00
Adjustments	+12,928.00
Balance December 31, 1967	\$197,155.25

CAPITAL DEBT, DECEMBER 31, 1967

Authorized—Issued and Unissued		
	Gross Debt	Net Debt
School debt	\$1,559,650.00
Self-liquidating debt
Other capital debt	26,000.00	\$26,000.00
	\$1,585,650.00	\$26,000.00
Per Cent	4.38	0.07
Per Capita	\$224.28	\$3.68

Issued and Outstanding

School debt	\$1,559,650.00
Self-liquidating debt
Other capital debt	26,000.00
	\$1,585,650.00

Equalized Valuation Basis \$36,123,482.00

CURRENT FINANCES DECEMBER 31, 1967

Cash	\$502,708.68
Taxes receivable	103,079.04
Tax title liens	16,834.84
Foreclosed property	197,155.25
Other receivables	3,576.98
Emergencies and deferred charges
State road aid receivable	64,920.01
	\$888,274.80
Cash liabilities	\$247,168.88
Reserves for receivables	320,646.11
Surplus revenue	320,459.81
	\$888,274.80

GARFIELD CITY—BERGEN COUNTY

Population U. S. Census, 1960—29,253
Estimated Population, 1967—30,900

Land Area 2.10 sq. mi.

Net Valuation Taxable \$142,186,714
Equalized Valuation \$166,038,975

EXPENDITURES FOR 1967

General Government	
Administrative and executive	\$206,838.92
Assessment and collection of taxes	59,250.00
Financial administration	27,800.00
Public Safety	
Fire protection	44,937.99
Police protection	453,709.20
Other protection	15,175.00
Civil defense and disaster control	2,375.00
Streets and Roads	
Repairs and maintenance	148,950.00
Street lighting	29,700.00
Sanitation	
Street cleaning	174,000.00
Garbage and trash removal	380,450.70
Sanitary sewers	
Health and Welfare	
Health services	40,700.00
Welfare—public assistance	18,000.00
Hospitals	
Recreation	
Beaches and boardwalks	
Parks and playgrounds	60,500.00
Other recreational services	
Education (excl. school districts)	
Libraries	58,346.00
Other educational services	9,500.00
Statutory Expenditures	144,494.20
Unclassified Purposes	5,450.00
Total Municipal Functions	\$1,880,177.01

Per Capita—Municipal Functions	\$60.85
Capital Improvements	50,700.00
Debt Service	*\$355,943.25
Principal payments .. \$256,000.00	
Interest payments .. 99,943.25	
Per Capita—Debt Service	\$11.52
Deferred Charges	35,076.43

Total Municipal Expenditures \$2,321,896.69

Required Payments for Local School, County, and Special District Taxes	2,380,249.22
---	--------------

TOTAL EXPENDITURES \$4,702,145.91

Reserve for Uncollected Taxes.. \$163,639.36

GRAND TOTAL \$4,865,785.27

REVENUES REALIZED IN 1967

Surplus revenue appropriated	\$299,000.00
Miscellaneous revenues realized ..	753,423.23
State aid revenues realized	97,412.50
Delinquent tax and lien collections ..	113,213.27
Current tax collections	3,543,676.02
Emergency borrowings	

TOTAL REVENUES \$4,806,725.02

CAPITAL OUTLAY (BY ORDINANCE) 1967

Beaches and boardwalks	**\$336,648.75
Buildings and equipment	62,022.27
Parks and playgrounds	
Sanitary sewers	130,127.88
Streets and roads	58,872.68
Water supply	
Other purposes	
	\$587,667.58

TAXES

Local school taxes	\$2,056,375.50
County taxes	555,990.22
Special district taxes	
	\$2,612,365.72
Local purpose taxes	1,029,904.90
Veteran and senior citizen tax ..	171,050.00
Total tax levy (for rate purposes)	\$3,813,320.62

Per Capita Total Tax Levy ... \$123.41

General tax rate	
Adjusted business personality tax rate	3.53
Adjusted general tax rate	2.62

Current Taxes

1967 taxes levied (total)	\$3,682,079.30
Collected in 1967	3,543,676.02
Per cent of levy collected	96.24
Transferred to liens	341.04
Adjustments	40,869.75
Balance December 31, 1967	\$97,192.49

All Prior Years Taxes Outstanding

Balance January 1, 1967	\$136,737.96
Collected in 1967	111,435.10
Adjustments	
Balance December 31, 1967	\$25,302.86

Tax Title Liens Outstanding

Balance January 1, 1967	\$8,012.97
Redeemed by cash	1,778.17
Adjustments	+341.04
Balance December 31, 1967	\$6,575.84

Property Acquired by Deed or Foreclosure

Balance January 1, 1967	\$106,970.00
Sale for cash	
Adjustments	
Balance December 31, 1967	\$106,970.00

CAPITAL DEBT, DECEMBER 31, 1967

Authorized—Issued and Unissued

	Gross Debt	Net Debt
School debt	\$2,062,000.00	
Self-liquidating debt ..	233,150.00	\$233,150.00
Other capital debt	1,718,436.00	1,718,436.00
	\$4,013,586.00	\$1,951,586.00
Per Cent	2.61	1.27
Per Capita	\$129.89	\$63.16

Issued and Outstanding

School debt	\$2,062,000.00
Self-liquidating debt	132,000.00
Other capital debt	1,151,000.00
	\$3,405,000.00

Equalized Valuation Basis \$153,197,207.00

CURRENT FINANCES DECEMBER 31, 1967

Cash	\$248,641.78
Taxes receivable	122,495.35
Tax title liens	6,575.84
Foreclosed property	106,970.00
Other receivables	15,965.45
Emergencies and deferred charges ..	16,395.65
State road aid receivable	71,400.00
	\$588,354.07
Cash liabilities	\$225,071.58
Reserves for receivables	252,066.64
Surplus revenue	111,275.85
	\$588,354.07

* Includes \$232,116.50 Chapter VI School Debt Service.
** Includes \$125,167.92 Chapter VI School Capital Outlay.

GARWOOD BOROUGH—UNION COUNTY

Population U. S. Census, 1960—5,426
Estimated Population, 1967—5,940

Land Area 0.70 sq. mi.

Net Valuation Taxable \$16,752,050
Equalized Valuation \$31,830,346

EXPENDITURES FOR 1967

General Government	
Administrative and executive	\$67,400.00
Assessment and collection of taxes	11,750.00
Financial administration	4,200.00
Public Safety	
Fire protection	28,100.00
Police protection	128,200.00
Other protection	2,050.00
Civil defense and disaster control	2,000.00
Streets and Roads	
Repairs and maintenance	88,500.00
Street lighting	13,300.00
Sanitation	
Street cleaning	4,700.00
Garbage and trash removal
Sanitary sewers	37,900.00
Health and Welfare	
Health services	8,600.00
Welfare—public assistance	300.00
Hospitals
Recreation	
Beaches and boardwalks
Parks and playgrounds
Other recreational services	6,700.00
Education (excl. school districts)	
Libraries	3,500.00
Other educational services	4,200.00
Statutory Expenditures	
.....	26,400.00
Unclassified Purposes	
.....	1,500.00
Total Municipal Functions	\$439,300.00

Per Capita—Municipal Functions	\$73.96
Capital Improvements	20,700.00
Debt Service	
Principal payments
Interest payments
Per Capita—Debt Service
Deferred Charges	
.....
Total Municipal Expenditures	\$460,000.00

Required Payments for Local School, County, and Special District Taxes	650,216.74
---	-------------------

TOTAL EXPENDITURES \$1,110,216.74

Reserve for Uncollected Taxes..	\$63,994.48
--	--------------------

GRAND TOTAL \$1,174,211.22

REVENUES REALIZED IN 1967

Surplus revenue appropriated	\$75,000.00
Miscellaneous revenues realized ..	119,563.29
State aid revenues realized	12,648.00
Delinquent tax and lien collections ..	14,625.77
Current tax collections	964,763.76
Emergency borrowings

TOTAL REVENUES \$1,186,606.82

CAPITAL OUTLAY (BY ORDINANCE) 1967

Beaches and boardwalks
Buildings and equipment	\$31,682.78
Parks and playgrounds
Sanitary sewers
Streets and roads	9,892.49
Water supply
Other purposes	700.00
Total	\$42,275.27

TAXES

Local school taxes	\$527,429.43
County taxes	122,787.31
Special district taxes

Local purpose taxes	\$650,216.74
Veteran and senior citizen tax ...	36,780.00

Total tax levy (for rate purposes) \$1,013,445.22

Per Capita Total Tax Levy ... \$170.61

General tax rate
Adjusted business personalty tax rate	11.02
Adjusted general tax rate	5.46

Current Taxes

1967 taxes levied (total)	\$978,300.45
Collected in 1967	964,763.76
Per cent of levy collected	98.61
Transferred to liens
Adjustments	364.48
Balance December 31, 1967	\$13,172.21

All Prior Years Taxes Outstanding

Balance January 1, 1967	\$32,479.55
Collected in 1967	14,625.77
Adjustments	554.27
Balance December 31, 1967	\$17,299.51

Tax Title Liens Outstanding

Balance January 1, 1967	\$967.47
Redeemed by cash
Adjustments
Balance December 31, 1967	\$967.47

Property Acquired by Deed or Foreclosure

Balance January 1, 1967	\$29,029.00
Sale for cash
Adjustments
Balance December 31, 1967	\$29,029.00

CAPITAL DEBT, DECEMBER 31, 1967

Authorized—Issued and Unissued

	Gross Debt	Net Debt
School debt	\$407,271.00
Self-liquidating debt
Other capital debt	32,000.00	\$32,000.00
	\$439,271.00	\$32,000.00
Per Cent	1.39	0.10
Per Capita	\$73.95	\$5.39

Issued and Outstanding

School debt	\$407,271.00
Self-liquidating debt
Other capital debt
	\$407,271.00

Equalized Valuation Basis \$31,593,755.00

CURRENT FINANCES DECEMBER 31, 1967

Cash	\$177,862.29
Taxes receivable	30,471.72
Tax title liens	367.47
Foreclosed property	29,029.00
Other receivables	1,727.89
Emergencies and deferred charges ..	2,500.00
State road aid receivable	11,546.00
	\$254,104.28

Cash liabilities	\$41,595.79
Reserves for receivables	62,195.99
Surplus revenue	150,312.50
	\$254,104.28

GIBBSBORO BOROUGH—CAMDEN COUNTY

Population U. S. Census, 1960—2,141
Estimated Population, 1967—2,690

Land Area 2.15 sq. mi.

Net Valuation Taxable \$5,793,887
Equalized Valuation \$11,314,189

EXPENDITURES FOR 1967

General Government	
Administrative and executive	\$19,885.70
Assessment and collection of taxes	4,601.88
Financial administration	2,275.00
Public Safety	
Fire protection	5,548.00
Police protection	15,303.40
Other protection	1,518.20
Civil defense and disaster control	140.00
Streets and Roads	
Repairs and maintenance	16,282.00
Street lighting	6,150.00
Sanitation	
Street cleaning	12,786.00
Garbage and trash removal	157.50
Sanitary sewers	
Health and Welfare	
Health services	1,675.00
Welfare—public assistance	1,020.00
Hospitals	
Recreation	
Beaches and boardwalks	
Parks and playgrounds	3,400.00
Other recreational services	854.38
Education (excl. school districts)	
Libraries	2,385.00
Other educational services	1,035.00
Statutory Expenditures	1,307.00
Unclassified Purposes	
Total Municipal Functions	\$96,824.06
Per Capita—Municipal Functions	\$35.81
Capital Improvements	
Debt Service	8,400.00
Principal payments	
Interest payments	
Per Capita—Debt Service	
Deferred Charges	6,224.29
Total Municipal Expenditures	\$110,948.35
Required Payments for Local School, County, and Special District Taxes	
	298,124.51
TOTAL EXPENDITURES	\$409,072.86
Reserve for Uncollected Taxes...	\$18,391.71
GRAND TOTAL	\$427,464.57

REVENUES REALIZED IN 1967

Surplus revenue appropriated	\$26,000.00
Miscellaneous revenues realized ..	46,642.92
State aid revenues realized	5,647.00
Delinquent tax and lien collections ..	6,810.39
Current tax collections	340,003.69
Emergency borrowings	
TOTAL REVENUES	\$425,104.00

CAPITAL OUTLAY (BY ORDINANCE) 1967

Beaches and boardwalks	
Buildings and equipment	
Parks and playgrounds	
Sanitary sewers	
Streets and roads	
Water supply	
Other purposes	

TAXES

Local school taxes	\$209,321.26
County taxes	88,803.25
Special district taxes	
	\$298,124.51
Local purpose taxes	60,728.00
Veteran and senior citizen tax ..	15,945.00
Total tax levy (for rate purposes)	\$374,797.51
Per Capita Total Tax Levy	
General tax rate	
Adjusted business personalty tax rate	6.86
Adjusted general tax rate	6.22
Current Taxes	
1967 taxes levied (total)	\$359,663.39
Collected in 1967	340,003.69
Per cent of levy col-lected	94.53
Transferred to liens	610.96
Adjustments	640.00
Balance December 31, 1967	\$18,408.74
All Prior Years Taxes Outstanding	
Balance January 1, 1967	\$16,271.04
Collected in 1967	6,801.60
Adjustments	-1,891.91
Balance December 31, 1967	\$7,577.53
Tax Title Liens Outstanding	
Balance January 1, 1967	\$3,321.35
Redeemed by cash	8.79
Adjustments	-610.96
Balance December 31, 1967	\$3,823.52
Property Acquired by Deed or Foreclosure	
Balance January 1, 1967	\$1,608.00
Sale for cash	4,335.00
Adjustments	+4,335.00
Balance December 31, 1967	\$1,608.00

CAPITAL DEBT, DECEMBER 31, 1967

Authorized—Issued and Unissued

	Gross Debt	Net Debt
School debt	\$586,726.00	
Self-liquidating debt ..		
Other capital debt ..	3,800.00	\$3,800.00
	\$590,526.00	\$3,800.00
Per Cent	5.80	0.03
Per Capita	\$219.53	\$1.41

Issued and Outstanding

School debt	\$577,726.00
Self-liquidating debt	
Other capital debt	
	\$577,726.00

Equalized Valuation Basis \$10,173,623.00

CURRENT FINANCES DECEMBER 31, 1967

Cash	\$115,408.05
Taxes receivable	25,966.27
Tax title liens	3,823.52
Foreclosed property	1,608.00
Other receivables	718.23
Emergencies and deferred charges ..	10,654.54
State road aid receivable	4,394.00
	\$162,692.61
Cash liabilities	\$81,585.50
Reserves for receivables	32,236.02
Surplus revenue	46,871.09
	\$162,692.61

GLASSBORO BOROUGH—GLOUCESTER COUNTY

Population U. S. Census, 1960—10,253
Estimated Population, 1967—12,380

Land Area 9.23 sq. mi.

Net Valuation Taxable \$14,312,125
Equalized Valuation \$48,535,175

EXPENDITURES FOR 1967

General Government	
Administrative and executive	\$69,600.00
Assessment and collection of taxes	39,000.00
Financial administration	5,300.00
Public Safety	
Fire protection	19,560.00
Police protection	169,550.00
Other protection	2,675.00
Civil defense and disaster control	3,000.00
Streets and Roads	
Repairs and maintenance	99,275.00
Street lighting	30,145.58
Sanitation	
Street cleaning
Garbage and trash removal	36,300.00
Sanitary sewers	55,600.00
Health and Welfare	
Health services	15,175.00
Welfare—public assistance	12,520.00
Hospitals
Recreation	
Beaches and boardwalks
Parks and playgrounds	11,500.00
Other recreational services	10,600.00
Education (excl. school districts)	
Libraries
Other educational services	3,170.00
Statutory Expenditures	36,072.42
Unclassified Purposes	1,000.00
Total Municipal Functions	\$620,043.00
Per Capita—Municipal Functions	\$50.08
Capital Improvements	37,050.00
Debt Service	33,520.00
Principal payments	\$20,000.00
Interest payments	13,520.00
Per Capita—Debt Service	\$2.71
Deferred Charges	19,462.37
Total Municipal Expenditures	\$710,075.37
Required Payments for Local School, County, and Special District Taxes	1,543,521.37
TOTAL EXPENDITURES	\$2,253,596.74
Reserve for Uncollected Taxes...	\$143,137.08
GRAND TOTAL	\$2,396,733.82

REVENUES REALIZED IN 1967

Surplus revenue appropriated	\$115,000.00
Miscellaneous revenues realized	364,487.95
State aid revenues realized	34,518.92
Delinquent tax and lien collections	68,179.09
Current tax collections	1,725,637.48
Emergency borrowings
TOTAL REVENUES	\$2,307,823.44

CAPITAL OUTLAY (BY ORDINANCE) 1967

Beaches and boardwalks
Buildings and equipment
Parks and playgrounds
Sanitary sewers
Streets and roads	\$131,178.83
Water supply
Other purposes	4,380.00
Total	\$135,558.83

TAXES

Local school taxes	\$1,335,394.00
County taxes	208,127.37
Special district taxes
Total	\$1,543,521.37
Local purpose taxes	294,213.59
Veteran and senior citizen tax	67,920.00
Total tax levy (for rate purposes)	\$1,905,654.96
Per Capita Total Tax Levy	\$153.93
General tax rate
Adjusted business personality tax rate	17.04
Adjusted general tax rate	12.92
Current Taxes	
1967 taxes levied (total)	\$1,864,820.50
Collected in 1967	1,725,637.48
Per cent of levy collected	92.53
Transferred to liens	19,611.98
Adjustments	12,627.99
Balance December 31, 1967	\$106,943.05
All Prior Years Taxes Outstanding	
Balance January 1, 1967	\$101,036.47
Collected in 1967	62,723.94
Adjustments	-5,053.71
Balance December 31, 1967	\$33,256.82
Tax Title Liens Outstanding	
Balance January 1, 1967	\$85,853.24
Redeemed by cash	5,455.15
Adjustments	+23,636.84
Balance December 31, 1967	\$104,034.93
Property Acquired by Deed or Foreclosure	
Balance January 1, 1967	\$46,457.00
Sale for cash	2,050.00
Adjustments	+1,430.00
Balance December 31, 1967	\$45,832.00

CAPITAL DEBT, DECEMBER 31, 1967

Authorized—Issued and Unissued

	Gross Debt	Net Debt
School debt	\$2,405,000.00	\$648,760.00
Self-liquidating debt	90,000.00
Other capital debt	368,000.00	368,000.00
Total	\$2,863,000.00	\$1,016,760.00
Per Cent	6.52	2.31
Per Capita	\$231.26	\$82.13

Issued and Outstanding

School debt	\$2,401,000.00
Self-liquidating debt	90,000.00
Other capital debt	238,000.00
Total	\$2,729,000.00

Equalized Valuation Basis \$43,905,991.00

CURRENT FINANCES DECEMBER 31, 1967

Cash	\$404,291.59
Taxes receivable	140,199.87
Tax title liens	104,034.93
Foreclosed property	45,832.00
Other receivables	2,607.47
Emergencies and deferred charges	3,188.00
State road aid receivable	31,925.00
Total	\$732,078.86
Cash liabilities	\$267,247.17
Reserves for receivables	292,674.27
Surplus revenue	172,157.42
Total	\$732,078.86

GLEN GARDNER BOROUGH—HUNTERDON COUNTY

Population U. S. Census, 1960—787
Estimated Population, 1967—840

Land Area 1.46 sq. mi.

Net Valuation Taxable \$2,726,233
Equalized Valuation \$3,282,232

EXPENDITURES FOR 1967

General Government	
Administrative and executive	\$10,400.00
Assessment and collection of taxes	1,500.00
Financial administration
Public Safety	
Fire protection	2,200.00
Police protection	3,400.00
Other protection
Civil defense and disaster control
Streets and Roads	
Repairs and maintenance	7,985.00
Street lighting	1,865.00
Sanitation	
Street cleaning
Garbage and trash removal	3,175.00
Sanitary sewers
Health and Welfare	
Health services	650.00
Welfare—public assistance	625.00
Hospitals
Recreation	
Beaches and boardwalks
Parks and playgrounds	650.00
Other recreational services
Education (excl. school districts)	
Libraries
Other educational services
Statutory Expenditures	
.....	600.00
Unclassified Purposes	
.....
Total Municipal Functions	\$33,050.00
Per Capita—Municipal Functions	
.....	\$39.35
Capital Improvements	
.....	6,100.00
Debt Service	
Principal payments
Interest payments
Per Capita—Debt Service	
.....
Deferred Charges	
.....
Total Municipal Expenditures	\$39,150.00
Required Payments for Local School, County, and Special District Taxes	
.....	60,334.92
TOTAL EXPENDITURES	\$99,484.92
Reserve for Uncollected Taxes...	
.....	\$6,869.90
GRAND TOTAL	\$106,354.28

REVENUES REALIZED IN 1967

Surplus revenue appropriated	\$9,500.00
Miscellaneous revenues realized ..	10,670.37
State aid revenues realized	3,725.00
Delinquent tax and lien collections ..	6,353.20
Current tax collections	67,599.41
Emergency borrowings
TOTAL REVENUES	\$97,847.08

CAPITAL OUTLAY (BY ORDINANCE) 1967

Beaches and boardwalks
Buildings and equipment
Parks and playgrounds
Sanitary sewers
Streets and roads
Water supply
Other purposes
.....
.....

TAXES

Local school taxes	\$46,794.75
County taxes	13,540.17
Special district taxes
.....	\$60,334.92
Local purpose taxes	15,363.90
Veteran and senior citizen tax ...	4,090.00
Total tax levy (for rate purposes)	\$79,788.82
Per Capita Total Tax Levy ...	
.....	\$94.99
General tax rate	
.....
Adjusted business personalty tax rate	7.27
Adjusted general tax rate	2.84
Current Taxes	
1967 taxes levied (total)	\$90,912.94
Collected in 1967	67,599.41
Per cent of levy col- lected	74.35
Transferred to liens
Adjustments	12,730.29
Balance December 31, 1967	\$10,583.24
All Prior Years Taxes Outstanding	
Balance January 1, 1967	\$7,039.37
Collected in 1967	6,353.20
Adjustments	-15.33
Balance December 31, 1967	\$701.50
Tax Title Liens Outstanding	
Balance January 1, 1967
Redeemed by cash
Adjustments
Balance December 31, 1967
Property Acquired by Deed or Foreclosure	
Balance January 1, 1967
Sale for cash
Adjustments
Balance December 31, 1967

CAPITAL DEBT, DECEMBER 31, 1967

Authorized—Issued and Unissued

	Gross Debt	Net Debt
School debt	\$87,826.00
Self-liquidating debt
Other capital debt
.....	\$87,826.00
Per Cent	2.85
Per Capita	\$104.55

Issued and Outstanding

School debt	\$26,368.00
Self-liquidating debt
Other capital debt
.....	\$26,368.00

Equalized Valuation Basis \$3,073,964.00

CURRENT FINANCES DECEMBER 31, 1967

Cash	\$25,548.37
Taxes receivable	11,284.74
Tax title liens
Foreclosed property
Other receivables	1,941.59
Emergencies and deferred charges ..	4,061.94
State road aid receivable	1,833.00
.....	\$44,719.64
Cash liabilities	\$22,727.90
Reserves for receivables	13,226.33
Surplus revenue	8,765.41
.....	\$44,719.64

GLEN RIDGE BOROUGH—ESSEX COUNTY

Population U. S. Census, 1960—8,322
Estimated Population, 1967—8,820

Land Area 1.30 sq. ml.

Net Valuation Taxable \$56,010,300
Equalized Valuation \$61,494,795

EXPENDITURES FOR 1967

General Government	
Administrative and executive	\$91,338.00
Assessment and collection of taxes	16,905.00
Financial administration	8,751.64
Public Safety	
Fire protection	94,100.00
Police protection	222,740.36
Other protection	8,042.00
Civil defense and disaster control	1,340.00
Streets and Roads	
Repairs and maintenance	62,400.00
Street lighting	18,172.00
Sanitation	
Street cleaning	41,275.00
Garbage and trash removal	83,255.00
Sanitary sewers	17,241.01
Health and Welfare	
Health services	16,885.00
Welfare—public assistance	3,400.00
Hospitals
Recreation	
Beaches and boardwalks
Parks and playgrounds	4,405.00
Other recreational services	15,130.00
Education (excl. school districts)	
Libraries	54,070.00
Other educational services
Statutory Expenditures	89,754.49
Unclassified Purposes	2,000.00
Total Municipal Functions	\$851,204.50
Per Capita—Municipal Functions	\$96.51
Capital Improvements	39,970.00
Debt Service	7,120.00
Principal payments	\$6,000.00
Interest payments	1,120.00
Per Capita—Debt Service	\$0.81
Deferred Charges
Total Municipal Expenditures	\$898,294.50
Required Payments for Local School, County, and Special District Taxes	1,932,339.65
TOTAL EXPENDITURES	\$2,830,634.15
Reserve for Uncollected Taxes..	\$78,407.08
GRAND TOTAL	\$2,909,041.23

REVENUES REALIZED IN 1967

Surplus revenue appropriated	\$125,000.00
Miscellaneous revenues realized ..	148,192.97
State aid revenues realized	7,209.22
Delinquent tax and lien collections ..	27,781.87
Current tax collections	2,582,516.36
Emergency borrowings
TOTAL REVENUES	\$2,890,700.42

CAPITAL OUTLAY (BY ORDINANCE) 1967

Beaches and boardwalks
Buildings and equipment	\$12,827.83
Parks and playgrounds
Sanitary sewers
Streets and roads
Water supply	64,414.23
Other purposes
TOTAL	\$77,242.06

TAXES

Local school taxes	\$1,298,567.79
County taxes	633,771.86
Special district taxes
Total	\$1,932,339.65
Local purpose taxes	676,001.58
Veteran and senior citizen tax ...	44,440.00
Total tax levy (for rate purposes)	\$2,652,781.23
Per Capita Total Tax Levy	\$300.77
General tax rate
Adjusted business personalty tax rate	7.51
Adjusted general tax rate	4.70
Current Taxes	
1967 taxes levied (total)	\$2,614,836.76
Collected in 1967	2,582,516.36
Per cent of levy collected	98.76
Transferred to liens	1,633.30
Adjustments	3,663.48
Balance December 31, 1967	\$27,023.62
All Prior Years Taxes Outstanding	
Balance January 1, 1967	\$31,779.65
Collected in 1967	27,066.74
Adjustments	-4,711.06
Balance December 31, 1967	\$1.85
Tax Title Liens Outstanding	
Balance January 1, 1967	\$5,703.22
Redeemed by cash	715.13
Adjustments	+2,966.94
Balance December 31, 1967	\$7,955.03
Property Acquired by Deed or Foreclosure	
Balance January 1, 1967	\$410.00
Sale for cash
Adjustments
Balance December 31, 1967	\$410.00

CAPITAL DEBT, DECEMBER 31, 1967

Authorized—Issued and Unissued

	Gross Debt	Net Debt
School debt	\$3,645,000.00	\$1,215,653.00
Self-liquidating debt ..	6,000.00
Other capital debt	18,000.00	18,000.00
Total	\$3,669,000.00	\$1,233,653.00
Per Cent	6.04	2.03
Per Capita	\$415.99	\$139.87

Issued and Outstanding

School debt	\$795,000.00
Self-liquidating debt	6,000.00
Other capital debt	18,000.00
Total	\$819,000.00

Equalized Valuation Basis \$60,733,683.00

CURRENT FINANCES DECEMBER 31, 1967

Cash	\$835,385.85
Taxes receivable	27,025.47
Tax title liens	7,955.03
Foreclosed property	410.00
Other receivables
Emergencies and deferred charges ..	8,700.00
State road aid receivable
Total	\$879,476.35
Cash liabilities	\$690,248.95
Reserves for receivables	35,390.50
Surplus revenue	153,836.90
Total	\$879,476.35

GLEN ROCK BOROUGH—BERGEN COUNTY

Population U. S. Census, 1960—12,896
Estimated Population, 1967—13,470

Land Area 2.80 sq. mi.

Net Valuation Taxable \$90,838,202
Equalized Valuation \$105,176,871

EXPENDITURES FOR 1967

General Government		
Administrative and executive	\$83,851.86	
Assessment and collection of taxes ..	28,884.50	
Financial administration		
Public Safety		
Fire protection	27,999.50	
Police protection	257,576.62	
Other protection	6,795.00	
Civil defense and disaster control ..	1,270.00	
Streets and Roads		
Repairs and maintenance	156,163.42	
Street lighting	18,000.00	
Sanitation		
Street cleaning		
Garbage and trash removal		
Sanitary sewers	40,306.46	
Health and Welfare		
Health services	10,850.00	
Welfare—public assistance	1,650.00	
Hospitals		
Recreation		
Beaches and boardwalks		
Parks and playgrounds	35,117.00	
Other recreational services	28,632.00	
Education (excl. school districts)		
Libraries	76,597.00	
Other educational services		
Statutory Expenditures		
	67,790.10	
Unclassified Purposes		
	1,183.60	
Total Municipal Functions	\$842,667.06	
Per Capita—Municipal Functions		
	\$62.56	
Capital Improvements		
	4,618.42	
Debt Service		
Principal payments .. \$53,000.00		
Interest payments .. 21,951.50		
Per Capita—Debt Service	\$5.56	
Deferred Charges		
	8,048.80	
Total Municipal Expenditures	\$930,285.78	
Required Payments for Local School, County, and Special District Taxes		
	3,031,420.44	
TOTAL EXPENDITURES	\$3,961,706.22	
Reserve for Uncollected Taxes...		
	\$383,628.91	
GRAND TOTAL	\$4,345,335.13	

REVENUES REALIZED IN 1967

Surplus revenue appropriated	\$400,000.00
Miscellaneous revenues realized	284,492.62
State aid revenues realized	7,248.00
Delinquent tax and lien collections ..	55,139.65
Current tax collections	3,634,178.70
Emergency borrowings	
TOTAL REVENUES	\$4,381,058.97

CAPITAL OUTLAY (BY ORDINANCE) 1967

Beaches and boardwalks	
Buildings and equipment	\$21,201.50
Parks and playgrounds	
Sanitary sewers	
Streets and roads	1,460.44
Water supply	39,562.11
Other purposes	
	\$62,224.05

TAXES

Local school taxes	\$2,676,626.00
County taxes	354,794.44
Special district taxes	
	\$3,031,420.44
Local purpose taxes	634,953.27
Veteran and senior citizen tax ...	86,570.00
Total tax levy (for rate purposes)	\$3,752,943.71
Per Capita Total Tax Levy ...	
\$278.61	
General tax rate	
Adjusted business personalty tax rate	4.82
Adjusted general tax rate	4.12
Current Taxes	
1967 taxes levied (total)	\$3,691,469.66
Collected in 1967	3,634,178.70
Per cent of levy collected	98.44
Transferred to liens	309.16
Adjustments	4,166.60
Balance December 31, 1967	\$52,815.20
All Prior Years Taxes Outstanding	
Balance January 1, 1967	\$57,374.46
Collected in 1967	55,139.65
Adjustments	+700.20
Balance December 31, 1967	\$2,935.01
Tax Title Liens Outstanding	
Balance January 1, 1967	\$1,503.41
Redeemed by cash	
Adjustments	—694.48
Balance December 31, 1967	\$808.93
Property Acquired by Deed or Foreclosure	
Balance January 1, 1967	\$149,600.00
Sale for cash	2,045.54
Adjustments	+2,045.54
Balance December 31, 1967	\$149,600.00

CAPITAL DEBT, DECEMBER 31, 1967

Authorized—Issued and Unissued		
	Gross Debt	Net Debt
School debt	\$3,028,000.00	
Self-liquidating debt ..		
Other capital debt ...	854,310.00	\$854,310.00
	\$3,882,310.00	\$854,310.00
Per Cent	3.78	0.83
Per Capita	\$288.22	\$63.42
Issued and Outstanding		
School debt	\$3,028,000.00	
Self-liquidating debt		
Other capital debt		763,560.00
		\$3,801,560.00

Equalized Valuation Basis \$102,587,819.00

CURRENT FINANCES DECEMBER 31, 1967

Cash	\$736,285.45
Taxes receivable	55,750.21
Tax title liens	808.93
Foreclosed property	149,600.00
Other receivables	12,708.33
Emergencies and deferred charges ..	31,938.42
State road aid receivable	
	\$987,091.34
Cash liabilities	\$106,035.77
Reserves for receivables	218,867.47
Surplus revenue	662,188.10
	\$987,091.34

GLOUCESTER TOWNSHIP—CAMDEN COUNTY

Population U. S. Census, 1960—17,591
Estimated Population, 1967—24,030

Land Area 23.48 sq. mi.

Net Valuation Taxable \$40,947,481
Equalized Valuation \$88,259,474

EXPENDITURES FOR 1967

General Government

Administrative and executive	\$77,233.41
Assessment and collection of taxes	36,866.83
Financial administration	6,750.00

Public Safety

Fire protection	7,803.00
Police protection	197,689.00
Other protection	9,633.52
Civil defense and disaster control	1,685.00

Streets and Roads

Repairs and maintenance	93,341.00
Street lighting	41,541.00

Sanitation

Street cleaning	98,977.42
Garbage and trash removal	98,977.42
Sanitary sewers	98,977.42

Health and Welfare

Health services	15,874.20
Welfare—public assistance	700.00
Hospitals	700.00

Recreation

Beaches and boardwalks	14,751.62
Parks and playgrounds	14,751.62
Other recreational services	14,751.62

Education (excl. school districts)

Libraries	13,656.00
Other educational services	13,656.00

Statutory Expenditures

.....	18,600.00
-------	-----------

Unclassified Purposes

.....	635,102.00
-------	------------

Total Municipal Functions **\$26.43**

Per Capita—Municipal Functions

.....	82,738.00
-------	-----------

Debt Service

Principal payments .. \$25,000.00	26,000.00
Interest payments .. 1,000.00	1,000.00

Per Capita—Debt Service

.....	\$1.08
-------	--------

Deferred Charges

.....	640,357.27
-------	------------

Total Municipal Expenditures **\$1,384,197.27**

Required Payments for Local

School, County, and Special	1,675,853.28
District Taxes	1,675,853.28

TOTAL EXPENDITURES **\$3,060,050.55**

Reserve for Uncollected Taxes...

.....	\$207,582.25
-------	--------------

GRAND TOTAL **\$3,267,632.80**

REVENUES REALIZED IN 1967

Surplus revenue appropriated	\$205,000.00
Miscellaneous revenues realized	405,675.92
State aid revenues realized	59,405.91
Delinquent tax and lien collections	149,496.25
Current tax collections	2,499,803.34
Emergency borrowings	2,499,803.34

TOTAL REVENUES **\$3,310,381.42**

CAPITAL OUTLAY (BY ORDINANCE) 1967

Beaches and boardwalks	14,751.62
Buildings and equipment	14,751.62
Parks and playgrounds	14,751.62
Sanitary sewers	98,977.42
Streets and roads	98,977.42
Water supply	98,977.42
Other purposes	98,977.42

TAXES

Local school taxes	\$877,223.88
County taxes	700,476.09
Special district taxes	98,153.31

\$1,675,853.28

Local purpose taxes	955,029.52
Veteran and senior citizen tax	136,090.00

Total tax levy (for rate purposes) **\$2,766,972.80**

Per Capita Total Tax Levy ...

\$115.15

General tax rate	10.92
Adjusted business personality tax rate	6.40
Adjusted general tax rate	6.40

Current Taxes

1967 taxes levied (total)	\$2,652,137.43
Collected in 1967	2,499,803.34

Per cent of levy collected	94.25
Transferred to liens	2,050.94
Adjustments	2,050.94
Balance December 31, 1967	\$150,283.15

All Prior Years Taxes Outstanding

Balance January 1, 1967	\$147,055.12
Collected in 1967	133,573.96
Adjustments	2,530.96
Balance December 31, 1967	\$10,950.20

Tax Title Liens Outstanding

Balance January 1, 1967	\$42,266.69
Redeemed by cash	15,922.29
Adjustments	15,922.29
Balance December 31, 1967	\$26,344.40

Property Acquired by Deed or Foreclosure

Balance January 1, 1967	\$27,027.59
Sale for cash	34,105.00
Adjustments	+30,077.41
Balance December 31, 1967	\$23,000.00

CAPITAL DEBT, DECEMBER 31, 1967

Authorized—Issued and Unissued

	Gross Debt	Net Debt
School debt	\$7,044,357.00	\$1,974,557.00
Self-liquidating debt
Other capital debt
	\$7,044,357.00	\$1,974,557.00
Per Cent	8.63	2.42
Per Capita	\$293.15	\$82.17

Issued and Outstanding

School debt	\$4,585,608.00
Self-liquidating debt
Other capital debt
	\$4,585,608.00

Equalized Valuation Basis \$81,548,094.00

CURRENT FINANCES DECEMBER 31, 1967

Cash	\$412,909.52
Taxes receivable	161,233.35
Tax title liens	26,344.40
Foreclosed property	23,000.00
Other receivables	68,714.76
Emergencies and deferred charges ..	31,759.00
State road aid receivable	60,027.00
	\$783,988.03

Cash liabilities	\$137,474.26
Reserves for receivables	279,292.51
Surplus revenue	367,221.26
	\$783,988.03

GLOUCESTER CITY—CITY—CAMDEN COUNTY

Population U. S. Census, 1960—15,511
Estimated Population, 1967—16,610

Land Area 2.40 sq. mi.

Net Valuation Taxable \$29,421,971
Equalized Valuation \$55,907,969

EXPENDITURES FOR 1967

General Government	
Administrative and executive	\$106,405.00
Assessment and collection of taxes	12,690.00
Financial administration	29,100.00

Public Safety	
Fire protection	122,015.00
Police protection	240,832.00
Other protection	15,050.00
Civil defense and disaster control	2,000.00

Streets and Roads	
Repairs and maintenance	161,140.00
Street lighting	25,720.00

Sanitation	
Street cleaning
Garbage and trash removal	5,020.00
Sanitary sewers

Health and Welfare	
Health services	29,150.00
Welfare—public assistance	14,050.00
Hospitals

Recreation	
Benches and boardwalks
Parks and playgrounds	22,000.00
Other recreational services

Education (excl. school districts)	
Libraries	28,974.45
Other educational services	9,500.00

Statutory Expenditures	70,193.32
-------------------------------------	-----------

Unclassified Purposes
------------------------------------	-------

Total Municipal Functions **\$893,839.77**

Per Capita—Municipal Functions	\$53.81
---	----------------

Capital Improvements	97,667.00
-----------------------------------	-----------

Debt Service
Principal payments
Interest payments

Per Capita—Debt Service
--------------------------------------	-------

Deferred Charges	1,135.68
-------------------------------	----------

Total Municipal Expenditures **\$992,642.45**

Required Payments for Local School, County, and Special District Taxes	1,374,062.06
---	--------------

TOTAL EXPENDITURES \$2,366,704.51

Reserve for Uncollected Taxes...	\$164,464.64
---	---------------------

GRAND TOTAL \$2,531,169.15

REVENUES REALIZED IN 1967

Surplus revenue appropriated	\$90,000.00
Miscellaneous revenues realized ..	319,090.85
State aid revenues realized	38,668.00
Delinquent tax and lien collections ..	88,847.89
Current tax collections	1,935,845.85
Emergency borrowings

TOTAL REVENUES \$2,472,452.59

CAPITAL OUTLAY (BY ORDINANCE) 1967

Beaches and boardwalks
Buildings and equipment	\$15,027.00
Parks and playgrounds
Sanitary sewers
Streets and roads
Water supply	1,315.00
Other purposes	9,379.40
	\$25,721.40

TAXES

Local school taxes	\$930,417.50
County taxes	443,644.56
Special district taxes

\$1,374,062.06

Local purpose taxes	654,939.09
Veteran and senior citizen tax ..	88,940.00

Total tax levy (for rate purposes) \$2,117,941.15

Per Capita Total Tax Levy ... \$127.51

General tax rate	7.18
Adjusted business personalty tax rate
Adjusted general tax rate

Current Taxes

1967 taxes levied (total)	\$2,030,482.57
Collected in 1967	1,935,845.85
Per cent of levy collected	95.33
Transferred to liens	8,791.00
Adjustments	80.00
Balance December 31, 1967	\$85,765.72

All Prior Years Taxes Outstanding

Balance January 1, 1967	\$87,188.00
Collected in 1967	72,715.02
Adjustments	2,282.64
Balance December 31, 1967	\$12,190.34

Tax Title Liens Outstanding

Balance January 1, 1967	\$36,235.09
Redeemed by cash	16,132.87
Adjustments	+11,331.59
Balance December 31, 1967	\$31,433.81

Property Acquired by Deed or Foreclosure

Balance January 1, 1967	\$72,885.00
Sale for cash	5,325.00
Adjustments	6,125.00
Balance December 31, 1967	\$61,435.00

CAPITAL DEBT, DECEMBER 31, 1967

Authorized—Issued and Unissued

	Gross Debt	Net Debt
School debt	\$1,428,000.00
Self-liquidating debt	340,000.00
Other capital debt
	\$1,768,000.00
Per Cent	3.69
Per Capita	\$106.44

Issued and Outstanding

School debt	\$1,428,000.00
Self-liquidating debt	340,000.00
Other capital debt
	\$1,768,000.00

Equalized Valuation Basis \$47,894,190.00

CURRENT FINANCES DECEMBER 31, 1967

Cash	\$256,801.40
Taxes receivable	97,956.06
Tax title liens	31,433.81
Foreclosed property	61,435.00
Other receivables	5,764.38
Emergencies and deferred charges ..	4,552.68
State road aid receivable	40,049.26
	\$497,992.59
Cash liabilities	\$99,704.34
Reserves for receivables	196,589.25
Surplus revenue	201,699.00
	\$497,992.59

GREEN TOWNSHIP—SUSSEX COUNTY

Population U. S. Census, 1960—854
Estimated Population, 1967—1,290

Land Area 16.50 sq. mi.

Net Valuation Taxable \$7,825,173
Equalized Valuation \$11,243,808

EXPENDITURES FOR 1967

General Government	
Administrative and executive	\$8,590.00
Assessment and collection of taxes	4,925.00
Financial administration	1,250.00
Public Safety	
Fire protection	1,700.00
Police protection	1,400.00
Other protection	1,100.00
Civil defense and disaster control	500.00
Streets and Roads	
Repairs and maintenance	26,137.77
Street lighting
Sanitation	
Street cleaning
Garbage and trash removal	2,925.00
Sanitary sewers
Health and Welfare	
Health services	1,410.00
Welfare—public assistance	1,265.00
Hospitals	300.00
Recreation	
Beaches and boardwalks
Parks and playgrounds
Other recreational services
Education (excl. school districts)	
Libraries
Other educational services
Statutory Expenditures	1,300.00
Unclassified Purposes
Total Municipal Functions	\$52,802.77
Per Capita—Municipal Functions	\$40.93
Capital Improvements	18,500.00
Debt Service
Principal payments
Interest payments
Per Capita—Debt Service
Deferred Charges	3,100.00
Total Municipal Expenditures	\$74,402.77
Required Payments for Local School, County, and Special District Taxes	258,134.66
TOTAL EXPENDITURES	\$332,537.43
Reserve for Uncollected Taxes... ..	\$31,631.87
GRAND TOTAL	\$364,169.30

REVENUES REALIZED IN 1967

Surplus revenue appropriated	\$13,219.77
Miscellaneous revenues realized ..	18,316.72
State aid revenues realized	22,663.00
Delinquent tax and lien collections ..	17,424.45
Current tax collections	263,109.94
Emergency borrowings
TOTAL REVENUES	\$334,733.88

CAPITAL OUTLAY (BY ORDINANCE) 1967

Beaches and boardwalks
Buildings and equipment
Parks and playgrounds
Sanitary sewers
Streets and roads
Water supply
Other purposes

TAXES

Local school taxes	\$187,591.62
County taxes	70,543.04
Special district taxes
Local purpose taxes	\$258,134.66
Veteran and senior citizen tax ...	30,000.00
.....	4,580.00
Total tax levy (for rate purposes)	\$292,714.66
Per Capita Total Tax Levy	\$226.91
General tax rate
Adjusted business personalty tax rate	6.189
Adjusted general tax rate	3.677
Current Taxes	
1967 taxes levied (total)	\$294,071.06
Collected in 1967	263,109.94
Per cent of levy collected	89.47
Transferred to liens	8,779.46
Adjustments	1,284.15
Balance December 31, 1967	\$20,897.51
All Prior Years Taxes Outstanding	
Balance January 1, 1967	\$23,832.54
Collected in 1967	14,624.56
Adjustments	—8,557.93
Balance December 31, 1967	\$650.05
Tax Title Liens Outstanding	
Balance January 1, 1967	\$7,425.89
Redeemed by cash	2,799.89
Adjustments	+18,215.24
Balance December 31, 1967	\$22,841.24
Property Acquired by Deed or Foreclosure	
Balance January 1, 1967
Sale for cash
Adjustments
Balance December 31, 1967

CAPITAL DEBT, DECEMBER 31, 1967

Authorized—Issued and Unissued

	Gross Debt	Net Debt
School debt	\$155,000.00
Self-liquidating debt
Other capital debt
	\$155,000.00
Per Cent	1.51
Per Capita	\$181.50

Issued and Outstanding

School debt	\$155,000.00
Self-liquidating debt
Other capital debt
	\$155,000.00

Equalized Valuation Basis \$10,201,869.00

CURRENT FINANCES DECEMBER 31, 1967

Cash	\$128,843.36
Taxes receivable	21,547.56
Tax title liens	22,841.24
Foreclosed property
Other receivables	6,200.00
Emergencies and deferred charges ..	28,596.30
State road aid receivable
	\$208,028.46
Cash liabilities	\$131,945.97
Reserves for receivables	44,388.80
Surplus revenue	31,693.69
	\$208,028.46

GREEN BROOK TOWNSHIP—SOMERSET COUNTY

Population U. S. Census, 1960—3,622
Estimated Population, 1967—4,390

Land Area 4.70 sq. mi.

Net Valuation Taxable \$15,524,290
Equalized Valuation \$37,318,370

EXPENDITURES FOR 1967

General Government		
Administrative and executive	\$61,080.00	
Assessment and collection of taxes ..	15,375.00	
Financial administration	5,750.00	
Public Safety		
Fire protection	21,825.00	
Police protection	76,035.00	
Other protection	4,595.00	
Civil defense and disaster control ..		
Streets and Roads		
Repairs and maintenance	45,950.00	
Street lighting	7,150.00	
Sanitation		
Street cleaning		
Garbage and trash removal		
Sanitary sewers		
Health and Welfare		
Health services	3,400.00	
Welfare—public assistance	600.00	
Hospitals	1,000.00	
Recreation		
Beaches and boardwalks		
Parks and playgrounds		
Other recreational services	3,125.00	
Education (excl. school districts)		
Libraries		
Other educational services		
Statutory Expenditures	5,420.00	
Unclassified Purposes	3,725.00	
Total Municipal Functions	\$255,030.00	
Per Capita—Municipal Functions	\$58.09	
Capital Improvements	96,500.00	
Debt Service		
Principal payments		
Interest payments ..		
Per Capita—Debt Service		
Deferred Charges	24.10	
Total Municipal Expenditures	\$351,554.10	
Required Payments for Local School, County, and Special District Taxes		
	852,557.25	
TOTAL EXPENDITURES	\$1,204,111.35	
Reserve for Uncollected Taxes...	\$61,015.67	
GRAND TOTAL	\$1,265,127.02	

REVENUES REALIZED IN 1967

Surplus revenue appropriated	\$129,000.00
Miscellaneous revenues realized ..	99,405.17
State aid revenues realized	33,773.00
Delinquent tax and lien collections ..	45,700.72
Current tax collections	931,460.26
Emergency borrowings	

TOTAL REVENUES \$1,239,339.15

CAPITAL OUTLAY (BY ORDINANCE) 1967

Beaches and boardwalks	
Buildings and equipment	\$55,819.60
Parks and playgrounds	
Sanitary sewers	406,586.19
Streets and roads	75.00
Water supply	3,354.50
Other purposes	
	\$465,835.59

TAXES

Local school taxes	\$701,831.16
County taxes	150,726.09
Special district taxes	
	\$852,557.25
Local purpose taxes	121,746.77
Veteran and senior citizen tax ...	29,140.00
Total tax levy (for rate purposes)	\$1,003,444.02
Per Capita Total Tax Levy ...	\$228.57
General tax rate	
Adjusted business personality tax rate	9.95
Adjusted general tax rate	6.39
Current Taxes	
1967 taxes levied (total)	\$985,530.79
Collected in 1967	931,460.26
Per cent of levy collected	94.51
Transferred to liens	1,239.66
Adjustments	479.25
Balance December 31, 1967	\$52,351.62
All Prior Years Taxes Outstanding	
Balance January 1, 1967	\$45,926.18
Collected in 1967	42,524.22
Adjustments	2,144.78
Balance December 31, 1967	\$1,257.18
Tax Title Liens Outstanding	
Balance January 1, 1967	\$5,187.54
Redeemed by cash	3,176.50
Adjustments	+442.82
Balance December 31, 1967	\$2,453.86
Property Acquired by Deed or Foreclosure	
Balance January 1, 1967	\$16,400.00
Sale for cash	
Adjustments	+5,500.00
Balance December 31, 1967	\$21,900.00

CAPITAL DEBT, DECEMBER 31, 1967

Authorized—Issued and Unissued

	Gross Debt	Net Debt
School debt	\$2,717,000.00	\$1,331,215.00
Self-liquidating debt ..	1,575,000.00	1,567,223.00
Other capital debt		
	\$4,292,000.00	\$2,898,438.00
Per Cent	12.38	8.36
Per Capita	\$977.68	\$660.24

Issued and Outstanding

School debt	\$480,000.00
Self-liquidating debt	1,375,000.00
Other capital debt	
	\$1,855,000.00

Equalized Valuation Basis \$34,644,638.00

CURRENT FINANCES DECEMBER 31, 1967

Cash	\$252,714.38
Taxes receivable	53,608.80
Tax title liens	2,453.86
Foreclosed property	21,900.00
Other receivables	15,876.77
Emergencies and deferred charges ..	
State road aid receivable	33,773.00
	\$380,326.81
Cash liabilities	\$188,748.34
Reserves for receivables	93,839.43
Surplus revenue	97,739.04
	\$380,326.81

GREENWICH TOWNSHIP—CUMBERLAND COUNTY

Population U. S. Census, 1960—1,086
Estimated Population, 1967—1,220

Land Area 19.00 sq. mi.

Net Valuation Taxable \$1,618,874
Equalized Valuation \$3,872,010

EXPENDITURES FOR 1967

General Government	
Administrative and executive	\$12,765.00
Assessment and collection of taxes	2,800.00
Financial administration	1,610.00
Public Safety	
Fire protection	2,000.00
Police protection	1,025.00
Other protection	300.00
Civil defense and disaster control
Streets and Roads	
Repairs and maintenance	8,800.00
Street lighting	1,800.00
Sanitation	
Street cleaning
Garbage and trash removal	3,400.00
Sanitary sewers
Health and Welfare	
Health services	650.00
Welfare—public assistance	250.00
Hospitals
Recreation	
Beaches and boardwalks
Parks and playgrounds
Other recreational services
Education (excl. school districts)	
Libraries
Other educational services
Statutory Expenditures	475.00
Unclassified Purposes	100.00
Total Municipal Functions	\$35,975.00
Per Capita—Municipal Functions	\$29.49
Capital Improvements	6,050.00
Debt Service	10.00
Principal payments
Interest payments ..	\$10.00
Per Capita—Debt Service	\$0.01
Deferred Charges
Total Municipal Expenditures	\$42,035.00
Required Payments for Local School, County, and Special District Taxes	118,258.97
TOTAL EXPENDITURES	\$160,293.97
Reserve for Uncollected Taxes...	\$19,189.24
GRAND TOTAL	\$179,483.21

REVENUES REALIZED IN 1967

Surplus revenue appropriated	\$9,000.00
Miscellaneous revenues realized ..	16,288.23
State aid revenues realized	11,046.00
Delinquent tax and lien collections ..	13,114.26
Current tax collections	118,670.64
Emergency borrowings
TOTAL REVENUES	\$168,119.13

CAPITAL OUTLAY (BY ORDINANCE) 1967

Beaches and boardwalks
Buildings and equipment
Parks and playgrounds
Sanitary sewers
Streets and roads
Water supply
Other purposes
.....
.....
.....

TAXES

Local school taxes	\$86,974.87
County taxes	31,284.10
Special district taxes
.....	\$118,258.97
Local purpose taxes	10,698.24
Veteran and senior citizen tax ...	6,080.00
Total tax levy (for rate purposes)	\$135,037.21
Per Capita Total Tax Levy ...	\$110.69
General tax rate
Adjusted business personalty tax rate	16.93
Adjusted general tax rate	7.98
Current Taxes	
1967 taxes levied (total)	\$129,114.10
Collected in 1967	118,670.64
Per cent of levy collected	91.91
Transferred to liens	330.47
Adjustments
Balance December 31, 1967	\$10,112.99
All Prior Years Taxes Outstanding	
Balance January 1, 1967	\$17,753.18
Collected in 1967	13,068.60
Adjustments
Balance December 31, 1967	\$4,684.58
Tax Title Liens Outstanding	
Balance January 1, 1967	\$1,670.99
Redeemed by cash	45.66
Adjustments	+330.47
Balance December 31, 1967	\$1,955.80
Property Acquired by Deed or Foreclosure	
Balance January 1, 1967	\$250.00
Sale for cash
Adjustments
Balance December 31, 1967	\$250.00

CAPITAL DEBT, DECEMBER 31, 1967

Authorized—Issued and Unissued

	Gross Debt	Net Debt
School debt	\$70,000.00
Self-liquidating debt
Other capital debt
.....	\$70,000.00
Per Cent	1.88
Per Capita	\$57.38

Issued and Outstanding

School debt	\$70,000.00
Self-liquidating debt
Other capital debt
.....	\$70,000.00

Equalized Valuation Basis \$3,721,685.00

CURRENT FINANCES DECEMBER 31, 1967

Cash	\$58,448.80
Taxes receivable	14,797.57
Tax title liens	1,955.80
Foreclosed property	250.00
Other receivables	1,187.24
Emergencies and deferred charges ..	4,500.00
State road aid receivable	4,952.00
.....	\$86,091.41
Cash liabilities	\$43,816.13
Reserves for receivables	18,190.61
Surplus revenue	24,084.67
.....	\$86,091.41

GREENWICH TOWNSHIP—GLOUCESTER COUNTY

Population U. S. Census, 1960—4,065
Estimated Population, 1967—5,610

Land Area 9.60 sq. mi.

Net Valuation Taxable \$34,094,429
Equalized Valuation \$134,774,749

EXPENDITURES FOR 1967

General Government

Administrative and executive	\$81,900.00
Assessment and collection of taxes	12,775.00
Financial administration	7,800.00

Public Safety

Fire protection	29,650.00
Police protection	101,600.00
Other protection	1,750.00
Civil defense and disaster control	200.00

Streets and Roads

Repairs and maintenance	\$8,020.00
Street lighting	28,400.00

Sanitation

Street cleaning
Garbage and trash removal	65,300.00
Sanitary sewers	51,440.00

Health and Welfare

Health services	20,300.00
Welfare—public assistance	3,635.00
Hospitals

Recreation

Beaches and boardwalks
Parks and playgrounds	17,930.00
Other recreational services

Education (excl. school districts)

Libraries	13,000.00
Other educational services

Statutory Expenditures

.....	25,620.26
-------	-----------

Unclassified Purposes

.....	100.00
-------	--------

Total Municipal Functions

\$549,420.26

Per Capita—Municipal Functions

.....	\$97.94
-------	---------

Capital Improvements

.....	111,600.00
-------	------------

Debt Service

.....	10,687.50
-------	-----------

Principal payments .. \$10,000.00

Interest payments .. 687.50

Per Capita—Debt Service

.....	\$1.91
-------	--------

Deferred Charges

.....	64,077.37
-------	-----------

Total Municipal Expenditures

\$735,785.13

Required Payments for Local

School, County, and Special
-----------------------------	-------

District Taxes 1,376,965.44

TOTAL EXPENDITURES

\$2,112,750.57

Reserve for Uncollected Taxes..

.....	\$34,100.00
-------	-------------

GRAND TOTAL

\$2,146,850.57

REVENUES REALIZED IN 1967

Surplus revenue appropriated	\$110,000.00
------------------------------------	--------------

Miscellaneous revenues realized .. 171,092.06

State aid revenues realized .. 18,877.40

Delinquent tax and lien collections .. 21,105.38

Current tax collections .. 1,835,381.04

Emergency borrowings

TOTAL REVENUES

\$2,156,455.88

CAPITAL OUTLAY (BY ORDINANCE) 1967

Beaches and boardwalks
------------------------------	-------

Buildings and equipment

Parks and playgrounds

Sanitary sewers \$6,046.37

Streets and roads

Water supply 9,498.00

Other purposes 3,000.00

\$18,544.37

TAXES

Local school taxes	\$792,829.30
--------------------------	--------------

County taxes .. 584,136.14

Special district taxes

\$1,376,965.44

Local purpose taxes .. 476,100.00

Veteran and senior citizen tax .. 40,890.00

Total tax levy (for rate purposes) \$1,893,955.44

Per Capita Total Tax Levy ...

\$337.60

General tax rate

.....

Adjusted business personality tax

rate .. 10.58

Adjusted general tax rate

5.26

Current Taxes

1967 taxes levied (total) .. \$1,853,065.44

Collected in 1967 .. 1,835,381.04

Per cent of levy col-

lected .. 99.04

Transferred to liens

.....

Adjustments

.....

Balance December 31, 1967

\$17,684.40

All Prior Years Taxes Outstanding

Balance January 1, 1967 .. \$31,762.12

Collected in 1967 .. 20,437.06

Adjustments

.....

Balance December 31, 1967

\$11,325.06

Tax Title Liens Outstanding

Balance January 1, 1967 .. \$4,350.57

Redeemed by cash .. 668.32

Adjustments

.....

Balance December 31, 1967

\$3,682.25

Property Acquired by Deed or

Foreclosure

Balance January 1, 1967 .. \$1,523.00

Sale for cash

.....

Adjustments

.....

Balance December 31, 1967

\$1,523.00

CAPITAL DEBT, DECEMBER 31, 1967

Authorized—Issued and Unissued

	Gross Debt	Net Debt
School debt	\$228,000.00
Self-liquidating debt ..	38,018.00	\$38,018.00
Other capital debt
	\$266,018.00	\$38,018.00
Per Cent	2.50	0.35
Per Capita	\$47.42	\$6.78

Issued and Outstanding

School debt	\$228,000.00
Self-liquidating debt	3,000.00
Other capital debt
	\$231,000.00

Equalized Valuation Basis \$106,015,034.00

CURRENT FINANCES DECEMBER 31, 1967

Cash	\$128,142.86
Taxes receivable	29,009.46
Tax title liens	3,682.25
Foreclosed property	1,523.00
Other receivables	36,351.61
Emergencies and deferred charges ..	12,500.00
State road aid receivable	24,531.00
	\$235,740.18
Cash liabilities	\$44,909.72
Reserves for receivables	70,566.32
Surplus revenue	120,264.14
	\$235,740.18

GREENWICH TOWNSHIP—WARREN COUNTY

Population U. S. Census, 1960—1,397
Estimated Population, 1967—1,570

Land Area 10.42 sq. mi.

Net Valuation Taxable \$7,868,146
Equalized Valuation \$9,132,995

EXPENDITURES FOR 1967

General Government	
Administrative and executive	\$8,600.00
Assessment and collection of taxes ..	5,200.00
Financial administration	1,595.00
Public Safety	
Fire protection	2,275.00
Police protection	7,060.80
Other protection	595.00
Civil defense and disaster control ..	300.00
Streets and Roads	
Repairs and maintenance	9,194.20
Street lighting	1,500.00
Sanitation	
Street cleaning
Garbage and trash removal
Sanitary sewers
Health and Welfare	
Health services	950.00
Welfare—public assistance	175.00
Hospitals
Recreation	
Beaches and boardwalks
Parks and playgrounds	800.00
Other recreational services
Education (excl. school districts)	
Libraries	260.00
Other educational services
Statutory Expenditures	1,660.00
Unclassified Purposes
Total Municipal Functions	\$40,165.00
Per Capita—Municipal Functions	\$25.58
Capital Improvements	33,000.00
Debt Service
Principal payments
Interest payments
Per Capita—Debt Service
Deferred Charges	300.00
Total Municipal Expenditures	\$73,465.00
Required Payments for Local School, County, and Special District Taxes	206,252.41
TOTAL EXPENDITURES	\$279,717.41
Reserve for Uncollected Taxes...	\$13,599.46
GRAND TOTAL	\$293,316.87

REVENUES REALIZED IN 1967

Surplus revenue appropriated	\$18,420.46
Miscellaneous revenues realized ..	33,909.85
State aid revenues realized	28,519.00
Delinquent tax and lien collections ..	11,385.41
Current tax collections	197,848.78
Emergency borrowings
TOTAL REVENUES	\$290,083.50

CAPITAL OUTLAY (BY ORDINANCE) 1967

Beaches and boardwalks
Buildings and equipment
Parks and playgrounds
Sanitary sewers
Streets and roads
Water supply
Other purposes

TAXES

Local school taxes	\$144,776.00
County taxes	61,476.41
Special district taxes
	\$206,252.41
Local purpose taxes
Veteran and senior citizen tax ...	9,060.00
Total tax levy (for rate purposes)	\$215,312.41
Per Capita Total Tax Levy ...	\$137.14
General tax rate
Adjusted business personalty tax rate	5.61
Adjusted general tax rate	2.61
Current Taxes	
1967 taxes levied (total)	\$207,984.67
Collected in 1967	197,848.78
Per cent of levy collected	95.12
Transferred to liens
Adjustments	508.05
Balance December 31, 1967	\$9,627.84
All Prior Years Taxes Outstanding	
Balance January 1, 1967	\$14,756.03
Collected in 1967	11,385.41
Adjustments	1,538.51
Balance December 31, 1967	\$1,867.11
Tax Title Liens Outstanding	
Balance January 1, 1967
Redeemed by cash
Adjustments
Balance December 31, 1967
Property Acquired by Deed or Foreclosure	
Balance January 1, 1967
Sale for cash
Adjustments
Balance December 31, 1967

CAPITAL DEBT, DECEMBER 31, 1967

Authorized—Issued and Unissued		
	Gross Debt	Net Debt
School debt	\$505,000.00	\$248,934.00
Self-liquidating debt
Other capital debt
	\$505,000.00	\$248,934.00
Per Cent	5.91	2.91
Per Capita	\$321.66	\$158.56

Issued and Outstanding

School debt	\$505,000.00
Self-liquidating debt
Other capital debt
	\$505,000.00

Equalized Valuation Basis \$8,535,521.00

CURRENT FINANCES DECEMBER 31, 1967

Cash	\$139,357.02
Taxes receivable	11,494.95
Tax title liens
Foreclosed property
Other receivables	942.28
Emergencies and deferred charges
State road aid receivable	27,034.00
	\$178,828.25
Cash liabilities	\$126,246.94
Reserves for receivables	12,437.23
Surplus revenue	40,144.03
	\$178,828.25

GUTTENBERG TOWN—HUDSON COUNTY

Population U. S. Census, 1960—5,118
Estimated Population, 1967—5,410

Land Area 0.20 sq. mi.

Net Valuation Taxable \$19,546,967
Equalized Valuation \$26,180,116

EXPENDITURES FOR 1967

General Government	
Administrative and executive	\$42,300.00
Assessment and collection of taxes	12,200.00
Financial administration	5,725.00
Public Safety	
Fire protection	35,675.00
Police protection	121,050.00
Other protection	675.00
Civil defense and disaster control	300.00
Streets and Roads	
Repairs and maintenance	15,000.00
Street lighting	16,090.00
Sanitation	
Street cleaning	35,900.00
Garbage and trash removal	19,134.66
Sanitary sewers	7,375.00
Health and Welfare	
Health services	1,825.00
Welfare—public assistance	15,850.00
Hospitals
Recreation	
Beaches and boardwalks
Parks and playgrounds
Other recreational services	7,000.00
Education (excl. school districts)	
Libraries	2,500.00
Other educational services	1,500.00
Statutory Expenditures	27,675.00
Unclassified Purposes	500.00
Total Municipal Functions	\$368,184.66
Per Capita—Municipal Functions	\$68.06
Capital Improvements	27,331.15
Debt Service	18,933.50
Principal payments	\$15,000.00
Interest payments	3,933.50
Per Capita—Debt Service	\$3.50
Deferred Charges
Total Municipal Expenditures	\$414,449.31
Required Payments for Local	
School, County, and Special	
District Taxes	598,329.71
TOTAL EXPENDITURES	\$1,012,779.02
Reserve for Uncollected Taxes	\$81,666.02
GRAND TOTAL	\$1,094,445.04

REVENUES REALIZED IN 1967

Surplus revenue appropriated	\$60,000.00
Miscellaneous revenues realized	98,324.02
State aid revenues realized	29,324.00
Delinquent tax and lien collections	51,024.00
Current tax collections	822,041.38
Emergency borrowings
TOTAL REVENUES	\$1,061,213.40
CAPITAL OUTLAY (BY ORDINANCE) 1967	
Beaches and boardwalks
Buildings and equipment
Parks and playgrounds
Sanitary sewers	\$88,435.74
Streets and roads
Water supply
Other purposes
.....	\$88,435.74

TAXES

Local school taxes	\$306,492.00
County taxes	291,837.71
Special district taxes
.....	\$598,329.71
Local purpose taxes	278,660.18
Veteran and senior citizen tax	17,200.00
Total tax levy (for rate purposes)	\$894,189.89
Per Capita Total Tax Levy	\$165.28
General tax rate
Adjusted business personalty tax rate	4.916
Adjusted general tax rate	4.524
Current Taxes	
1967 taxes levied (total)	\$880,127.09
Collected in 1967	822,041.38
Per cent of levy collected	93.40
Transferred to liens	17,046.43
Adjustments	6,042.81
Balance December 31, 1967	\$34,996.47
All Prior Years Taxes Outstanding	
Balance January 1, 1967	\$110,972.78
Collected in 1967	48,512.03
Adjustments	47,408.02
Balance December 31, 1967	\$15,052.73
Tax Title Liens Outstanding	
Balance January 1, 1967	\$5,314.77
Redeemed by cash	2,511.97
Adjustments	+68,802.58
Balance December 31, 1967	\$71,605.38
Property Acquired by Deed or Foreclosure	
Balance January 1, 1967	\$5,700.00
Sale for cash
Adjustments
Balance December 31, 1967	\$5,700.00

CAPITAL DEBT, DECEMBER 31, 1967

Authorized—Issued and Unissued

	Gross Debt	Net Debt
School debt
Self-liquidating debt
Other capital debt	\$98,000.00	\$79,000.00
.....	\$98,000.00	\$79,000.00
Per Cent	0.42	0.34
Per Capita	\$18.11	\$14.60

Issued and Outstanding

School debt
Self-liquidating debt
Other capital debt	\$96,000.00
.....	\$96,000.00

Equalized Valuation Basis \$23,029,909.00

CURRENT FINANCES DECEMBER 31, 1967

Cash	\$309,555.09
Taxes receivable	50,049.20
Tax title liens	71,605.38
Foreclosed property	5,700.00
Other receivables
Emergencies and deferred charges
State road aid receivable	72,697.94
.....	\$509,607.61
Cash liabilities	\$263,569.23
Reserves for receivables	127,354.58
Surplus revenue	118,683.80
.....	\$509,607.61

HACKENSACK CITY—BERGEN COUNTY

Population U. S. Census, 1960—30,521
Estimated Population, 1967—35,180

Land Area 4.00 sq. mi.

Net Valuation Taxable \$259,656,605
Equalized Valuation \$289,280,589

EXPENDITURES FOR 1967

General Government	
Administrative and executive	\$417,334.00
Assessment and collection of taxes	87,996.00
Financial administration	59,939.00
Public Safety	
Fire protection	761,239.00
Police protection	871,957.00
Other protection	60,950.00
Civil defense and disaster control	3,200.00
Streets and Roads	
Repairs and maintenance	330,504.00
Street lighting	57,000.00
Sanitation	
Street cleaning	70,033.00
Garbage and trash removal	259,190.00
Sanitary sewers	299,486.78
Health and Welfare	
Health services	62,521.00
Welfare—public assistance	30,250.00
Hospitals
Recreation	
Beaches and boardwalks
Parks and playgrounds	70,920.00
Other recreational services	31,516.00
Education (excl. school districts)	
Libraries	195,259.69
Other educational services	7,300.00
Statutory Expenditures	372,330.00
Unclassified Purposes	14,640.00
Total Municipal Functions	\$4,063,565.47
Per Capita—Municipal Functions	\$115.51
Capital Improvements	82,740.00
Debt Service	*661,632.25
Principal payments ..	\$417,000.00
Interest payments ..	244,632.25
Per Capita—Debt Service	\$18.81
Deferred Charges	10,967.39
Total Municipal Expenditures	\$4,818,905.11
Required Payments for Local School, County, and Special District Taxes	
.....	4,371,909.14
TOTAL EXPENDITURES	\$9,190,814.25
Reserve for Uncollected Taxes...	\$367,842.12
GRAND TOTAL	\$9,558,656.37

REVENUES REALIZED IN 1967

Surplus revenue appropriated	\$362,000.00
Miscellaneous revenues realized ..	987,779.21
State aid revenues realized	71,824.95
Delinquent tax and lien collections ..	231,964.44
Current tax collections	7,867,360.67
Emergency borrowings
TOTAL REVENUES	\$9,520,929.27

CAPITAL OUTLAY (BY ORDINANCE) 1967

Beaches and boardwalks
Buildings and equipment	**\$1,945,244.40
Parks and playgrounds
Sanitary sewers
Streets and roads	11,430.70
Water supply	930.80
Other purposes
.....	\$1,957,605.90

TAXES

Local school taxes	\$3,772,585.00
County taxes	974,324.14
Special district taxes
.....	\$4,746,909.14
Local purpose taxes	3,283,390.23
Veteran and senior citizen tax ...	126,400.00
Total tax levy (for rate purposes)	\$8,156,699.37
Per Capita Total Tax Levy	
General tax rate
Adjusted business personality tax rate	7.46
Adjusted general tax rate	2.76
Current Taxes	
1967 taxes levied (total)	\$8,125,753.95
Collected in 1967	7,867,360.67
Per cent of levy collected	96.82
Transferred to liens	554.76
Adjustments	32,675.45
Balance December 31, 1967	\$225,163.07
All Prior Years Taxes Outstanding	
Balance January 1, 1967	\$231,114.98
Collected in 1967	231,964.44
Adjustments	+849.46
Balance December 31, 1967
Tax Title Liens Outstanding	
Balance January 1, 1967	\$22,522.96
Redeemed by cash
Adjustments	+1,119.78
Balance December 31, 1967	\$23,642.74
Property Acquired by Deed or Foreclosure	
Balance January 1, 1967	\$5,287.00
Sale for cash
Adjustments
Balance December 31, 1967	\$5,287.00

CAPITAL DEBT, DECEMBER 31, 1967

Authorized—Issued and Unissued

	Gross Debt	Net Debt
School debt	\$8,683,000.00
Self-liquidating debt ..	405,634.00
Other capital debt ...	2,717,153.00	\$2,717,153.00
.....	\$11,805,787.00	\$2,717,153.00
Per Cent	4.51	1.03
Per Capita	\$335.58	\$77.24

Issued and Outstanding

School debt	\$8,674,000.00
Self-liquidating debt	398,000.00
Other capital debt	2,342,000.00
.....	\$11,414,000.00

Equalized Valuation Basis \$261,948,314.00

CURRENT FINANCES DECEMBER 31, 1967

Cash	\$1,107,074.28
Taxes receivable	225,163.07
Tax title liens	23,642.74
Foreclosed property	5,287.00
Other receivables	8,674.63
Emergencies and deferred charges ..	24,000.00
State road aid receivable	51,964.00
.....	\$1,445,805.72
Cash liabilities	\$340,665.13
Reserves for receivables	262,767.44
Surplus revenue	842,373.15
.....	\$1,445,805.72

* Includes \$375,000.00 Chapter VI School Debt Service.

** Includes \$1,780,000.00 Chapter VI School Capital Outlay.

Population U. S. Census, 1960—5,276	Land Area 3.30 sq. mi.	Net Valuation Taxable \$37,847,825
Estimated Population, 1967—9,150		Equalized Valuation \$43,751,879

182

HADDON TOWNSHIP—CAMDEN COUNTY

Population U. S. Census, 1960—17,099
Estimated Population, 1967—18,550

Land Area 2.75 sq. mi.

Net Valuation Taxable \$41,257,025
Equalized Valuation \$85,833,289

EXPENDITURES FOR 1967

General Government

Administrative and executive	\$89,455.00
Assessment and collection of taxes	26,700.00
Financial administration

Public Safety

Fire protection	12,488.00
Police protection	174,215.00
Other protection	3,335.00
Civil defense and disaster control	2,390.00

Streets and Roads

Repairs and maintenance	123,398.00
Street lighting	26,835.00

Sanitation

Street cleaning	3,500.00
Garbage and trash removal	68,176.00
Sanitary sewers

Health and Welfare

Health services	3,960.00
Welfare—public assistance	3,150.00
Hospitals

Recreation

Beaches and boardwalks
Parks and playgrounds	7,085.00
Other recreational services	8,965.00

Education (excl. school districts)

Libraries	20,000.00
Other educational services	250.00

Statutory Expenditures

.....	41,500.00
-------	-----------

Unclassified Purposes

.....	200.00
-------	--------

Total Municipal Functions	\$615,813.00
---------------------------	--------------

Per Capita—Municipal Functions

.....	\$33.20
-------	---------

Capital Improvements

.....	62,815.00
-------	-----------

Debt Service

.....	25,000.00
-------	-----------

Principal payments ..	\$21,000.00
Interest payments ..	4,000.00

Per Capita—Debt Service

.....	\$1.35
-------	--------

Deferred Charges

.....	26,352.30
-------	-----------

Total Municipal Expenditures	\$729,980.30
------------------------------	--------------

Required Payments for Local School, County, and Special District Taxes

.....	2,548,035.61
-------	--------------

TOTAL EXPENDITURES	\$3,278,015.91
--------------------	----------------

Reserve for Uncollected Taxes..

.....	\$178,019.70
-------	--------------

GRAND TOTAL	\$3,456,035.61
-------------	----------------

REVENUES REALIZED IN 1967

Surplus revenue appropriated	\$200,000.00
Miscellaneous revenues realized ..	319,387.77
State aid revenues realized	45,260.00
Delinquent tax and lien collections ..	100,643.31
Current tax collections	2,835,221.93
Emergency borrowings

TOTAL REVENUES	\$3,500,513.01
----------------	----------------

CAPITAL OUTLAY (BY ORDINANCE) 1967

Beaches and boardwalks
Buildings and equipment
Parks and playgrounds
Sanitary sewers	\$47,333.50
Streets and roads	9,957.17
Water supply	6,374.78
Other purposes
	\$63,665.45

TAXES

Local school taxes	\$1,812,041.47
County taxes	680,636.69
Special district taxes	55,357.45

	\$2,548,035.61
--	----------------

Local purpose taxes	343,000.00
Veteran and senior citizen tax ...	118,670.00

Total tax levy (for rate purposes)	\$3,009,705.61
------------------------------------	----------------

Per Capita Total Tax Levy ...

	\$162.25
--	----------

General tax rate	7.16
------------------------	------

Adjusted business personality tax rate
--	-------

Adjusted general tax rate
---------------------------------	-------

Current Taxes

1967 taxes levied (total)	\$2,942,011.97
---------------------------------	----------------

Collected in 1967	2,835,221.93
-------------------------	--------------

Per cent of levy collected	96.37
----------------------------------	-------

Transferred to liens	3,167.91
----------------------------	----------

Adjustments	1,240.57
-------------------	----------

Balance December 31, 1967	\$102,381.56
---------------------------------	--------------

All Prior Years Taxes Outstanding

Balance January 1, 1967	\$103,069.08
-------------------------------	--------------

Collected in 1967	82,912.35
-------------------------	-----------

Adjustments	8,785.91
-------------------	----------

Balance December 31, 1967	\$11,370.82
---------------------------------	-------------

Tax Title Liens Outstanding

Balance January 1, 1967	\$30,103.54
-------------------------------	-------------

Redeemed by cash	17,730.96
------------------------	-----------

Adjustments	+7,451.95
-------------------	-----------

Balance December 31, 1967	\$19,824.53
---------------------------------	-------------

Property Acquired by Deed or Foreclosure

Balance January 1, 1967	\$41,550.50
-------------------------------	-------------

Sale for cash	15,702.50
---------------------	-----------

Adjustments
-------------------	-------

Balance December 31, 1967	\$25,848.00
---------------------------------	-------------

CAPITAL DEBT, DECEMBER 31, 1967

Authorized—Issued and Unissued

	Gross Debt	Net Debt
School debt	\$2,162,000.00
Self-liquidating debt ..	456,534.00
Other capital debt	152,762.00	\$152,762.00
	\$2,771,296.00	\$152,762.00
Per Cent	3.34	0.18
Per Capita	\$149.40	\$8.24

Issued and Outstanding

School debt	\$2,162,000.00
Self-liquidating debt	407,000.00
Other capital debt	63,000.00
	\$2,632,000.00

Equalized Valuation Basis \$2,748,792.00

CURRENT FINANCES DECEMBER 31, 1967

Cash	\$586,784.90
Taxes receivable	113,752.38
Tax title liens	19,824.53
Foreclosed property	25,848.00
Other receivables	127,770.56
Emergencies and deferred charges
State road aid receivable	42,376.00
	\$916,356.37
Cash liabilities	\$177,104.64
Reserves for receivables	287,195.47
Surplus revenue	452,056.26
	\$916,356.37

HADDONFIELD BOROUGH—CAMDEN COUNTY

Population U. S. Census, 1960—13,201
Estimated Population, 1967—14,370

Land Area 2.60 sq. mi.

Net Valuation Taxable \$40,101,250
Equalized Valuation \$97,261,625

EXPENDITURES FOR 1967

General Government	
Administrative and executive	\$134,410.34
Assessment and collection of taxes	32,456.78
Financial administration	
Public Safety	
Fire protection	48,069.95
Police protection	241,252.94
Other protection	7,277.99
Civil defense and disaster control	
Streets and Roads	
Repairs and maintenance	75,143.35
Street lighting	23,611.46
Sanitation	
Street cleaning	
Garbage and trash removal	62,929.17
Sanitary sewers	
Health and Welfare	
Health services	12,169.35
Welfare—public assistance	1,024.94
Hospitals	
Recreation	
Beaches and boardwalks	
Parks and playgrounds	
Other recreational services	12,632.80
Education (excl. school districts)	
Libraries	64,885.45
Other educational services	
Statutory Expenditures	
	65,369.25
Unclassified Purposes	
	4,192.26
Total Municipal Functions	\$785,426.03
Per Capita—Municipal Functions	
	\$54.66
Capital Improvements	
	83,144.99
Debt Service	
Principal payments	\$83,210.00
Interest payments	6,295.71
Per Capita—Debt Service	
	\$6.23
Deferred Charges	
	3,000.00
Total Municipal Expenditures	\$961,076.73
Required Payments for Local School, County, and Special District Taxes	
	2,393,706.80
TOTAL EXPENDITURES	\$3,354,783.53
Reserve for Uncollected Taxes...	
	\$101,547.39
GRAND TOTAL	\$3,456,330.92

REVENUES REALIZED IN 1967

Surplus revenue appropriated	\$150,500.00
Miscellaneous revenues realized ..	312,777.96
State aid revenues realized	36,119.00
Delinquent tax and lien collections ..	65,968.44
Current tax collections	2,951,347.36
Emergency borrowings	
TOTAL REVENUES	\$3,516,712.76

CAPITAL OUTLAY (BY ORDINANCE) 1967

Beaches and boardwalks	
Buildings and equipment	\$26,540.76
Parks and playgrounds	
Sanitary sewers	14,261.67
Streets and roads	561,001.02
Water supply	775.00
Other purposes	
	\$602,578.45

TAXES

Local school taxes	\$1,635,093.50
County taxes	758,613.30
Special district taxes	
	\$2,393,706.80
Local purpose taxes	608,481.00
Veteran and senior citizen tax ..	84,960.00
Total tax levy (for rate purposes)	\$3,087,147.80
Per Capita Total Tax Levy	
	\$214.83
General tax rate	
Adjusted business personalty tax rate	8.44
Adjusted general tax rate	7.64
Current Taxes	
1967 taxes levied (total)	\$3,022,124.49
Collected in 1967	2,951,347.36
Per cent of levy collected	97.65
Transferred to liens	
Adjustments	2,544.38
Balance December 31, 1967	\$68,232.75
All Prior Years Taxes Outstanding	
Balance January 1, 1967	\$75,319.45
Collected in 1967	65,968.44
Adjustments	—9,351.01
Balance December 31, 1967	
Tax Title Liens Outstanding	
Balance January 1, 1967	
Redeemed by cash	
Adjustments	
Balance December 31, 1967	
Property Acquired by Deed or Foreclosure	
Balance January 1, 1967	\$16,350.00
Sale for cash	
Adjustments	
Balance December 31, 1967	\$16,350.00

CAPITAL DEBT, DECEMBER 31, 1967

Authorized—Issued and Unissued		
	Gross Debt	Net Debt
School debt	\$1,977,000.00	
Self liquidating debt ..	1,189,287.00	
Other capital debt	173,920.00	\$173,920.00
	\$3,340,207.00	\$173,920.00
Per Cent	3.64	0.18
Per Capita	\$232.44	\$12.10

Issued and Outstanding

School debt	\$1,977,000.00
Self liquidating debt	1,167,437.00
Other capital debt	173,920.00
	\$3,318,357.00

Equalized Valuation Basis \$92,638,491.00

CURRENT FINANCES DECEMBER 31, 1967

Cash	\$1,130,827.51
Taxes receivable	68,232.75
Tax title liens	
Foreclosed property	16,350.00
Other receivables	
Emergencies and deferred charges ..	26,435.00
State road aid receivable	
	\$1,241,845.26
Cash liabilities	\$875,612.66
Reserves for receivables	84,582.75
Surplus revenue	281,649.85
	\$1,241,845.26

HADDON HEIGHTS BOROUGH—CAMDEN COUNTY

Population U. S. Census, 1960—9,260
Estimated Population, 1967—9,900

Land Area 1.52 sq. mi.

Net Valuation Taxable \$19,530,176
Equalized Valuation \$46,968,106

EXPENDITURES FOR 1967

General Government

Administrative and executive	\$56,790.00
Assessment and collection of taxes	18,210.00
Financial administration	5,550.00

Public Safety

Fire protection	23,325.00
Police protection	138,799.00
Other protection	1,425.00
Civil defense and disaster control	1,500.00

Streets and Roads

Repairs and maintenance	42,522.50
Street lighting	19,100.00

Sanitation

Street cleaning
Garbage and trash removal	33,610.00
Sanitary sewers	37,222.50

Health and Welfare

Health services	4,050.00
Welfare—public assistance	1,300.00
Hospitals

Recreation

Beaches and boardwalks
Parks and playgrounds	7,380.00
Other recreational services

Education (excl. school districts)

Libraries	32,000.00
Other educational services	3,600.00

Statutory Expenditures

.....	27,005.00
-------	-----------

Unclassified Purposes

.....
-------	-------

Total Municipal Functions \$453,389.00

Per Capita—Municipal Functions \$45.80

Capital Improvements

.....	25,250.00
-------	-----------

Debt Service

.....	49,952.50
-------	-----------

Principal payments .. \$35,000.00

Interest payments .. 14,952.50

Per Capita—Debt Service \$5.05

Deferred Charges

.....	7,526.60
-------	----------

Total Municipal Expenditures \$536,118.10

Required Payments for Local

School, County, and Special

District Taxes

.....	1,149,032.21
-------	--------------

TOTAL EXPENDITURES \$1,685,150.31

Reserve for Uncollected Taxes...

.....	\$27,761.41
-------	-------------

GRAND TOTAL \$1,712,911.72

REVENUES REALIZED IN 1967

Surplus revenue appropriated	\$62,500.00
Miscellaneous revenues realized	181,733.48
State aid revenues realized	24,011.20
Delinquent tax and lien collections	5,789.87
Current tax collections	1,460,601.85
Emergency borrowings

TOTAL REVENUES \$1,734,636.40

CAPITAL OUTLAY (BY ORDINANCE) 1967

Beaches and boardwalks
Buildings and equipment	\$43,097.87
Parks and playgrounds
Sanitary sewers
Streets and roads	8,524.25
Water supply
Other purposes	4,328.14
.....	\$55,950.26

TAXES

Local school taxes	\$782,569.50
County taxes	366,462.71
Special district taxes

\$1,149,032.21

Local purpose taxes

Veteran and senior citizen tax ...

69,020.00

Total tax levy (for rate purposes) \$1,526,222.72

Per Capita Total Tax Levy ... \$154.16

General tax rate

Adjusted business personalty tax

rate

Adjusted general tax rate

9.24

7.76

Current Taxes

1967 taxes levied (total)

Collected in 1967

Per cent of levy col-

lected

99.51

Transferred to liens

Adjustments

Balance December 31, 1967

\$6,367.22

All Prior Years Taxes Outstanding

Balance January 1, 1967

Collected in 1967

Adjustments

Balance December 31, 1967

+263.89

Tax Title Liens Outstanding

Balance January 1, 1967

Redeemed by cash

Adjustments

Balance December 31, 1967

Property Acquired by Deed or

Foreclosure

Balance January 1, 1967

Sale for cash

Adjustments

Balance December 31, 1967

\$43,000.00

CAPITAL DEBT, DECEMBER 31, 1967

Authorized—Issued and Unissued

	Gross Debt	Net Debt
School debt	\$738,000.00
Self-liquidating debt
Other capital debt	401,500.00	\$401,500.00
.....	\$1,139,500.00	\$401,500.00
Per Cent	2.50	0.88
Per Capita	\$115.10	\$40.56

Issued and Outstanding

School debt	\$738,000.00
Self-liquidating debt
Other capital debt	401,500.00
.....	\$1,139,500.00

Equalized Valuation Basis \$45,400,441.00

CURRENT FINANCES DECEMBER 31, 1967

Cash	\$514,720.25
Taxes receivable	6,367.22
Tax title liens
Foreclosed property	43,000.00
Other receivables	556.58
Emergencies and deferred charges
State road aid receivable	17,856.00
.....	\$582,500.05
Cash liabilities	\$449,861.04
Reserves for receivables	49,923.80
Surplus revenue	82,715.21
.....	\$582,500.05

HAINESPORT TOWNSHIP—BURLINGTON COUNTY

Population U. S. Census, 1960—3,271
Estimated Population, 1967—3,560

Land Area 6.68 sq. mi.

Net Valuation Taxable \$13,452,450
Equalized Valuation \$13,640,373

EXPENDITURES FOR 1967

General Government	
Administrative and executive	\$16,730.00
Assessment and collection of taxes ..	5,895.00
Financial administration	3,000.00
Public Safety	
Fire protection	9,200.00
Police protection	11,610.00
Other protection	1,000.00
Civil defense and disaster control ..	1,250.00
Streets and Roads	
Repairs and maintenance	27,530.00
Street lighting	5,500.00
Sanitation	
Street cleaning
Garbage and trash removal	11,225.00
Sanitary sewers	700.00
Health and Welfare	
Health services	1,100.00
Welfare—public assistance	1,180.00
Hospitals
Recreation	
Benches and boardwalks
Parks and playgrounds
Other recreational services
Education (excl. school districts)	
Libraries
Other educational services
Statutory Expenditures	1,875.00
Unclassified Purposes
Total Municipal Functions	\$97,795.00
Per Capita—Municipal Functions ..	\$27.47
Capital Improvements	15,560.00
Debt Service	7,600.00
Principal payments ..	\$5,500.00
Interest payments ..	2,100.00
Per Capita—Debt Service ..	\$2.13
Deferred Charges	2,400.00
Total Municipal Expenditures	\$123,355.00
Required Payments for Local School, County, and Special District Taxes	
	343,075.42
TOTAL EXPENDITURES	\$466,430.42
Reserve for Uncollected Taxes... ..	\$66,125.00
GRAND TOTAL	\$532,555.42

REVENUES REALIZED IN 1967

Surplus revenue appropriated	\$25,000.00
Miscellaneous revenues realized ..	50,143.26
State aid revenues realized	16,275.00
Delinquent tax and lien collections ..	62,215.04
Current tax collections	339,192.96
Emergency borrowings
TOTAL REVENUES	\$492,826.26

CAPITAL OUTLAY (BY ORDINANCE) 1967

Beaches and boardwalks
Buildings and equipment
Parks and playgrounds
Sanitary sewers
Streets and roads
Water supply
Other purposes

TAXES

Local school taxes	\$276,873.43
County taxes	66,201.99
Special district taxes
	\$343,075.42
Local purpose taxes	55,105.00
Veteran and senior citizen tax ...	20,180.00
Total tax levy (for rate purposes) ..	\$418,360.42
Per Capita Total Tax Levy ...	\$117.52
General tax rate
Adjusted business personality tax rate	4.85
Adjusted general tax rate	3.03
Current Taxes	
1967 taxes levied (total)	\$402,338.30
Collected in 1967	339,192.96
Per cent of levy collected	84.30
Transferred to liens
Adjustments
Balance December 31, 1967	\$63,145.34
All Prior Years Taxes Outstanding	
Balance January 1, 1967	\$77,028.26
Collected in 1967	61,773.49
Adjustments
Balance December 31, 1967	\$15,254.77
Tax Title Liens Outstanding	
Balance January 1, 1967	\$6,519.29
Reduced by cash	441.55
Adjustments
Balance December 31, 1967	\$6,077.74
Property Acquired by Deed or Foreclosure	
Balance January 1, 1967	\$1,312.00
Sale for cash
Adjustments
Balance December 31, 1967	\$1,312.00

CAPITAL DEBT, DECEMBER 31, 1967

Authorized—Issued and Unissued

	Gross Debt	Net Debt
School debt	\$557,475.00
Self-liquidating debt
Other capital debt	36,500.00	\$36,500.00
	\$593,975.00	\$36,500.00
Per Cent	4.59	0.28
Per Capita	\$166.85	\$10.25

Issued and Outstanding

School debt	\$557,475.00
Self-liquidating debt
Other capital debt	36,500.00
	\$593,975.00

Equalized Valuation Basis \$12,926,527.00

CURRENT FINANCES DECEMBER 31, 1967

Cash	\$89,236.02
Taxes receivable	78,400.11
Tax title liens	6,077.74
Foreclosed property	1,312.00
Other receivables	4,605.19
Emergencies and deferred charges
State road aid receivable	11,299.00
	\$190,930.06
Cash liabilities	\$39,883.99
Reserves for receivables	90,395.04
Surplus revenue	60,651.03
	\$190,930.06

HALEDON BOROUGH—PASSAIC COUNTY

Population U. S. Census, 1960—6,161
Estimated Population, 1967—7,100

Land Area 1.30 sq. mi.

Net Valuation Taxable \$37,612,400
Equalized Valuation \$45,820,681

EXPENDITURES FOR 1967

General Government	
Administrative and executive	\$45,057.42
Assessment and collection of taxes ..	12,750.00
Financial administration	4,000.00

Public Safety	
Fire protection	21,080.00
Police protection	79,050.00
Other protection	600.00
Civil defense and disaster control ..	350.00

Streets and Roads	
Repairs and maintenance	29,633.27
Street lighting	10,000.00

Sanitation	
Street cleaning
Garbage and trash removal	32,214.24
Sanitary sewers	32,756.92

Health and Welfare	
Health services	7,500.00
Welfare—public assistance	575.00
Hospitals	750.00

Recreation	
Beaches and boardwalks
Parks and playgrounds
Other recreational services	3,130.00

Education (excl. school districts)	
Libraries	12,525.00
Other educational services	1,100.00

Statutory Expenditures	9,726.73
------------------------------	----------

Unclassified Purposes	800.00
-----------------------------	--------

Total Municipal Functions \$303,598.58

Per Capita—Municipal Functions	\$42.76
--------------------------------	---------

Capital Improvements	23,600.00
----------------------------	-----------

Debt Service	
Principal payments ..	\$11,000.00
Interest payments ..	3,036.50

Per Capita—Debt Service	\$1.98
-------------------------	--------

Deferred Charges	8,469.52
------------------------	----------

Total Municipal Expenditures \$349,704.60

Required Payments for Local School, County, and Special District Taxes	
	804,927.32

TOTAL EXPENDITURES \$1,154,631.92

Reserve for Uncollected Taxes...	\$23,020.82
----------------------------------	-------------

GRAND TOTAL \$1,177,652.74

REVENUES REALIZED IN 1967

Surplus revenue appropriated	\$45,000.00
Miscellaneous revenues realized ..	189,055.95
State aid revenues realized ..	13,883.00
Delinquent tax and lien collections ..	11,870.95
Current tax collections	936,149.73
Emergency borrowings

TOTAL REVENUES \$1,195,959.63

CAPITAL OUTLAY (BY ORDINANCE) 1967

Beaches and boardwalks
Buildings and equipment
Parks and playgrounds
Sanitary sewers
Streets and roads	\$26,082.76
Water supply	10,016.89
Other purposes
	\$36,099.65

TAXES

Local school taxes	\$566,691.52
County taxes	238,235.80
Special district taxes

\$804,927.32

Local purpose taxes	139,307.75
Veteran and senior citizen tax ...	38,327.00

Total tax levy (for rate purposes) \$982,562.07

Per Capita Total Tax Levy ... \$138.39

General tax rate	2.61
Adjusted business personalty tax rate
Adjusted general tax rate

Current Taxes

1967 taxes levied (total)	\$949,866.19
Collected in 1967	936,149.73
Per cent of levy col-lected	98.55
Transferred to liens	26.10
Adjustments	2,298.27
Balance December 31, 1967	\$11,392.09

All Prior Years Taxes Outstanding

Balance January 1, 1967	\$12,581.08
Collected in 1967	11,870.95
Adjustments
Balance December 31, 1967	\$710.13

Tax Title Liens Outstanding

Balance January 1, 1967	\$36.38
Redeemed by cash
Adjustments	+26.10
Balance December 31, 1967	\$62.48

Property Acquired by Deed or Foreclosure

Balance January 1, 1967	\$9,725.00
Sale for cash
Adjustments
Balance December 31, 1967	\$9,725.00

CAPITAL DEBT, DECEMBER 31, 1967

Authorized—Issued and Unissued

	Gross Debt	Net Debt
School debt	\$732,608.00
Self-liquidating debt ..	262,000.00
Other capital debt ..	140,539.00	\$140,539.00
	\$1,135,147.00	\$140,539.00

Per Cent	2.73	0.33
Per Capita	\$159.88	\$19.79

Issued and Outstanding

School debt	\$709,769.00
Self-liquidating debt	259,500.00
Other capital debt	122,950.00
	\$1,092,219.00

Equalized Valuation Basis \$41,461,624.00

CURRENT FINANCES DECEMBER 31, 1967

Cash	\$96,749.37
Taxes receivable	12,102.22
Tax title liens	62.48
Foreclosed property	9,725.00
Other receivables	9,899.67
Emergencies and deferred charges ..	1,709.93
State road aid receivable	21,523.07
	\$151,771.74

Cash liabilities	\$48,943.34
Reserves for receivables	31,789.37
Surplus revenue	71,039.03
	\$151,771.74

HAMBURG BOROUGH—SUSSEX COUNTY

Population U. S. Census, 1960—1,532
Estimated Population, 1967—1,980

Land Area 1.20 sq. mi.

Net Valuation Taxable \$8,189,120
Equalized Valuation \$8,312,201

EXPENDITURES FOR 1967

General Government

Administrative and executive \$14,414.81
Assessment and collection of taxes 4,443.99
Financial administration 950.00

Public Safety

Fire protection 5,282.38
Police protection 4,683.21
Other protection
Civil defense and disaster control

Streets and Roads

Repairs and maintenance 13,524.89
Street lighting 4,151.96

Sanitation

Street cleaning
Garbage and trash removal 2,000.00
Sanitary sewers

Health and Welfare

Health services 1,512.30
Welfare—public assistance 2,425.00
Hospitals 200.00

Recreation

Beaches and boardwalks
Parks and playgrounds
Other recreational services

Education (excl. school districts)

Libraries
Other educational services 1,734.22

Statutory Expenditures

450.00

Unclassified Purposes

.....

Total Municipal Functions \$55,772.76

Per Capita—Municipal Functions

\$28.17

Capital Improvements

2,700.00

Debt Service

Principal payments
Interest payments

Per Capita—Debt Service

.....

Deferred Charges

8,972.81

Total Municipal Expenditures \$67,445.57

Required Payments for Local

School, County, and Special
District Taxes 249,978.42

TOTAL EXPENDITURES \$317,423.99

Reserve for Uncollected Taxes..

\$35,027.24

GRAND TOTAL \$352,451.23

REVENUES REALIZED IN 1967

Surplus revenue appropriated \$28,000.00
Miscellaneous revenues realized .. 31,122.91
State aid revenues realized 4,245.45
Delinquent tax and lien collections .. 36,349.49
Current tax collections 244,712.53
Emergency borrowings

TOTAL REVENUES \$344,430.38

CAPITAL OUTLAY (BY ORDINANCE) 1967

Beaches and boardwalks
Buildings and equipment
Parks and playgrounds
Sanitary sewers
Streets and roads
Water supply
Other purposes

TAXES

Local school taxes \$197,377.00
County taxes 52,601.42
Special district taxes

Local purpose taxes \$249,978.42
Veteran and senior citizen tax ... 9,480.00

Total tax levy (for rate purposes) \$282,925.47

Per Capita Total Tax Levy ...

\$142.89

General tax rate 3.427
Adjusted business personalty tax
rate
Adjusted general tax rate

Current Taxes

1967 taxes levied (total) \$282,328.56
Collected in 1967 244,712.53
Per cent of levy col-
lected 86.67
Transferred to liens 1,402.95
Adjustments 147.14
Balance December 31, 1967 \$36,065.94

All Prior Years Taxes Outstanding

Balance January 1, 1967 \$45,805.04
Collected in 1967 36,349.49
Adjustments —1,081.18
Balance December 31, 1967 \$8,374.37

Tax Title Liens Outstanding

Balance January 1, 1967 \$221.08
Redeemed by cash
Adjustments +2,580.81
Balance December 31, 1967 \$2,801.89

Property Acquired by Deed or

Foreclosure
Balance January 1, 1967
Sale for cash
Adjustments
Balance December 31, 1967

CAPITAL DEBT, DECEMBER 31, 1967

Authorized—Issued and Unissued

	Gross Debt	Net Debt
School debt	\$335,000.00	\$102,382.00
Self-liquidating debt
Other capital debt	6,483.00	6,483.00
	\$341,483.00	\$108,865.00
Per Cent	4.40	1.40
Per Capita	\$172.47	\$54.98

Issued and Outstanding

School debt \$75,000.00
Self-liquidating debt
Other capital debt
\$75,000.00

Equalized Valuation Basis \$7,753,929.00

CURRENT FINANCES DECEMBER 31, 1967

Cash \$51,143.68
Taxes receivable 44,440.31
Tax title liens 2,801.89
Foreclosed property
Other receivables 1,934.50
Emergencies and deferred charges .. 3,292.76
State road aid receivable
\$103,613.14
Cash liabilities \$8,719.99
Reserves for receivables 49,176.70
Surplus revenue 45,716.45
\$103,613.14

HAMILTON TOWNSHIP—ATLANTIC COUNTY

Population U. S. Census, 1960—6,017
Estimated Population, 1967—6,650

Land Area 115.05 sq. mi.

Net Valuation Taxable \$24,759,825
Equalized Valuation \$47,325,377

EXPENDITURES FOR 1967

General Government

Administrative and executive \$94,850.00
Assessment and collection of taxes 40,550.00
Financial administration 5,400.00

Public Safety

Fire protection 22,000.00
Police protection 66,000.00
Other protection 3,500.00
Civil defense and disaster control 800.00

Streets and Roads

Repairs and maintenance 148,400.00
Street lighting 26,000.00

Sanitation

Street cleaning
Garbage and trash removal 19,800.00
Sanitary sewers
.....

Health and Welfare

Health services 6,900.00
Welfare—public assistance 12,500.00
Hospitals 3,000.00

Recreation

Beaches and boardwalks
Parks and playgrounds 13,500.00
Other recreational services
.....

Education (excl. school districts)

Libraries 1,300.00
Other educational services 2,500.00

Statutory Expenditures

..... 13,000.00

Unclassified Purposes

..... 300.00

Total Municipal Functions \$480,300.00

Per Capita—Municipal Functions

\$72.23

Capital Improvements

..... 106,000.00

Debt Service

..... 7,100.00
Principal payments .. \$5,000.00
Interest payments .. 2,100.00

Per Capita—Debt Service

\$1.07

Deferred Charges

..... 6,900.00

Total Municipal Expenditures \$600,300.00

Required Payments for Local

School, County, and Special
District Taxes 1,182,813.76

TOTAL EXPENDITURES \$1,783,113.76

Reserve for Uncollected Taxes...

\$211,603.06

GRAND TOTAL \$1,994,716.82

REVENUES REALIZED IN 1967

Surplus revenue appropriated ... \$200,000.00
Miscellaneous revenues realized .. 289,869.78
State aid revenues realized 78,843.40
Delinquent tax and lien collections 154,118.71
Current tax collections 1,220,555.10
Emergency borrowings
.....

TOTAL REVENUES \$1,943,386.99

CAPITAL OUTLAY (BY ORDINANCE) 1967

Beaches and boardwalks
Buildings and equipment
Parks and playgrounds
Sanitary sewers
Streets and roads
Water supply
Other purposes
.....

TAXES

Local school taxes \$821,169.17
County taxes 361,644.59
Special district taxes
.....

Local purpose taxes \$1,182,813.76
Veteran and senior citizen tax ... 184,143.06
..... 50,330.00

Total tax levy (for rate purposes) \$1,417,286.82

Per Capita Total Tax Levy ... \$213.26

General tax rate
Adjusted business personalty tax
rate 7.03
Adjusted general tax rate 5.64

Current Taxes

1967 taxes levied (total) \$1,392,527.47
Collected in 1967 1,220,555.10
Per cent of levy col-
lected 87.65
Transferred to Hens 43,183.84
Adjustments 3,807.74
Balance December 31, 1967 \$124,980.79

All Prior Years Taxes Outstanding

Balance January 1, 1967 \$139,233.18
Collected in 1967 110,976.99
Adjustments -16,552.84
Balance December 31, 1967 \$11,703.35

Tax Title Liens Outstanding

Balance January 1, 1967 \$230,184.41
Redeemed by cash 43,141.72
Adjustments +5,265.42
Balance December 31, 1967 \$192,308.11

Property Acquired by Deed or Foreclosure

Balance January 1, 1967 \$18,791.75
Sale for cash 4,950.00
Adjustments +5,800.00
Balance December 31, 1967 \$19,641.75

CAPITAL DEBT, DECEMBER 31, 1967

Authorized—Issued and Unissued

	Gross Debt	Net Debt
School debt	\$1,283,480.00
Self-liquidating debt ..	2,000.00
Other capital debt	45,000.00	\$45,000.00
	\$1,330,480.00	\$45,000.00
Per Cent	3.13	0.10
Per Capita	\$200.07	\$6.77

Issued and Outstanding

School debt	\$1,283,480.00
Self-liquidating debt	2,000.00
Other capital debt	45,000.00
	\$1,330,480.00

Equalized Valuation Basis \$42,439,896.00

CURRENT FINANCES DECEMBER 31, 1967

Cash	\$372,723.63
Taxes receivable	136,684.14
Tax title liens	192,308.11
Foreclosed property	19,641.75
Other receivables	1,313.74
Emergencies and deferred charges ..	21,500.00
State road aid receivable	81,538.13
	\$825,709.50
Cash liabilities	\$146,051.84
Reserves for receivables	349,947.74
Surplus revenue	329,709.92
	\$825,709.50

HAMILTON TOWNSHIP—MERCER COUNTY

Population U. S. Census, 1960—65,035
Estimated Population, 1967—81,360

Land Area 39.38 sq. mi.

Net Valuation Taxable \$175,583,743
Equalized Valuation \$388,402,454

EXPENDITURES FOR 1967

General Government	
Administrative and executive	\$399,237.80
Assessment and collection of taxes	144,153.30
Financial administration	35,695.22
Public Safety	
Fire protection	999,459.02
Police protection	29,709.22
Other protection	1,250.00
Civil defense and disaster control	
Streets and Roads	
Repairs and maintenance	944,683.07
Street lighting	100,122.86
Sanitation	
Street cleaning	
Garbage and trash removal	382,560.31
Sanitary sewers	
Health and Welfare	
Health services	169,533.41
Welfare—public assistance	115,327.62
Hospitals	
Recreation	
Beaches and boardwalks	
Parks and playgrounds	119,089.76
Other recreational services	
Education (excl. school districts)	
Libraries	105,768.46
Other educational services	
Statutory Expenditures	256,826.99
Unclassified Purposes	
Total Municipal Functions	\$3,803,417.04
Per Capita—Municipal Functions	\$46.75
Capital Improvements	614,800.00
Debt Service	529,152.50
Principal payments ..	\$415,000.00
Interest payments ..	114,152.50
Per Capita—Debt Service	\$6.50
Deferred Charges	
Total Municipal Expenditures	\$4,947,369.54
Required Payments for Local School, County, and Special District Taxes	10,156,007.36
TOTAL EXPENDITURES	\$15,103,376.90
Reserve for Uncollected Taxes..	\$945,083.00
GRAND TOTAL	\$16,048,459.90

REVENUES REALIZED IN 1967

Surplus revenue appropriated	\$1,000,000.00
Miscellaneous revenues realized ..	4,107,077.30
State aid revenues realized	270,604.91
Delinquent tax and lien collections ..	492,126.62
Current tax collections	10,470,684.36
Emergency borrowings	
TOTAL REVENUES	\$16,340,493.19

CAPITAL OUTLAY (BY ORDINANCE) 1967

Beaches and boardwalks	
Buildings and equipment	\$661,011.29
Parks and playgrounds	177,004.31
Sanitary sewers	1,028,246.43
Streets and roads	244,334.00
Water supply	81,674.19
Other purposes	
	\$2,192,270.22

TAXES

Local school taxes	\$6,918,453.31
County taxes	2,933,468.14
Special district taxes	304,085.91
	\$10,156,007.36
Local purpose taxes	677,426.00
Veteran and senior citizen tax ..	541,000.00
Total tax levy (for rate purposes)	\$11,374,433.36
Per Capita Total Tax Levy ...	
General tax rate	
Adjusted business personalty tax rate	6.46
Adjusted general tax rate	6.28
Current Taxes	
1967 taxes levied (total)	\$11,011,267.33
Collected in 1967	10,470,684.36
Per cent of levy collected	95.09
Transferred to liens	17,298.91
Adjustments	18,686.45
Balance December 31, 1967	\$504,597.66
All Prior Years Taxes Outstanding	
Balance January 1, 1967	\$523,197.36
Collected in 1967	470,106.89
Adjustments	—17,050.63
Balance December 31, 1967	\$36,039.84
Tax Title Liens Outstanding	
Balance January 1, 1967	\$64,608.51
Redeemed by cash	22,019.73
Adjustments	+18,977.18
Balance December 31, 1967	\$61,565.96
Property Acquired by Deed or Foreclosure	
Balance January 1, 1967	\$48,235.00
Sale for cash	4,225.00
Adjustments	+20,425.71
Balance December 31, 1967	\$64,435.71

CAPITAL DEBT, DECEMBER 31, 1967

Authorized—Issued and Unissued			
	Gross Debt	Net Debt	
School debt	\$12,043,000.00		
Self-liquidating debt ..	3,737,000.00		
Other capital debt	4,283,826.00	\$4,283,826.00	
	\$26,063,826.00	\$4,283,826.00	
Per Cent	7.33	1.20	
Per Capita	\$320.35	\$52.65	
Issued and Outstanding			
School debt	\$12,043,000.00		
Self-liquidating debt	6,562,000.00		
Other capital debt	4,055,000.00		
	\$22,660,000.00		

Equalized Valuation Basis \$355,293,712.00

CURRENT FINANCES DECEMBER 31, 1967

Cash	\$5,964,573.34
Taxes receivable	540,637.50
Tax title liens	61,565.96
Foreclosed property	64,435.71
Other receivables	18,207.99
Emergencies and deferred charges ..	40,000.00
State road aid receivable	161,320.20
	\$6,850,740.70
Cash liabilities	\$4,232,377.12
Reserves for receivables	684,847.16
Surplus revenue	1,933,516.42
	\$6,850,740.70

HAMMONTON TOWN—ATLANTIC COUNTY

Population U. S. Census, 1960—9,834
Estimated Population, 1967—12,090

Land Area 40.48 sq. mi.

Net Valuation Taxable \$29,107,747
Equalized Valuation \$58,965,914

EXPENDITURES FOR 1967

General Government	
Administrative and executive	\$66,163.00
Assessment and collection of taxes	21,715.00
Financial administration	6,750.00
Public Safety	
Fire protection	24,710.00
Police protection	138,000.00
Other protection	1,900.00
Civil defense and disaster control	250.00
Streets and Roads	
Repairs and maintenance	92,576.00
Street lighting	37,075.00
Sanitation	
Street cleaning
Garbage and trash removal	8,000.00
Sanitary sewers
Health and Welfare	
Health services	14,310.00
Welfare—public assistance	4,500.00
Hospitals	5,000.00
Recreation	
Beaches and boardwalks	1,386.00
Parks and playgrounds	3,750.00
Other recreational services
Education (excl. school districts)	
Libraries	8,300.00
Other educational services	900.00
Statutory Expenditures	
.....	33,000.00
Unclassified Purposes	
.....	600.00
Total Municipal Functions	\$468,885.00
Per Capita—Municipal Functions	
.....	\$38.78
Capital Improvements	
.....	78,000.00
Debt Service	
.....	49,967.38
Principal payments	\$39,000.00
Interest payments	10,967.38
Per Capita—Debt Service	
.....	\$4.13
Deferred Charges	
.....	18,083.57
Total Municipal Expenditures	\$614,935.95
Required Payments for Local School, County, and Special District Taxes	
.....	1,710,086.39
TOTAL EXPENDITURES	\$2,325,022.34
Reserve for Uncollected Taxes...	
.....	\$279,406.36
GRAND TOTAL	\$2,604,428.70

REVENUES REALIZED IN 1967

Surplus revenue appropriated	\$350,000.00
Miscellaneous revenues realized ..	195,297.30
State aid revenues realized	47,133.35
Delinquent tax and lien collections ..	112,218.80
Current tax collections	1,814,548.89
Emergency borrowings
TOTAL REVENUES	\$2,519,198.34

CAPITAL OUTLAY (BY ORDINANCE) 1967

Beaches and boardwalks	\$51,378.90
Buildings and equipment
Parks and playgrounds	320,749.86
Sanitary sewers	35,921.05
Streets and roads	188,086.39
Water supply
Other purposes
	\$596,136.20

TAXES

Local school taxes	\$1,259,081.77
County taxes	451,004.62
Special district taxes
.....	\$1,710,086.39
Local purpose taxes	238,709.06
Veteran and senior citizen tax ...	67,900.00
Total tax levy (for rate purposes)	\$2,016,695.45
Per Capita Total Tax Levy ...	
.....	\$166.51
General tax rate
Adjusted business personalty tax rate	9.23
Adjusted general tax rate	6.75
Current Taxes	
1967 taxes levied (total)	\$1,966,070.63
Collected in 1967	1,814,548.89
Per cent of levy collected	93.02
Transferred to liens	7,553.38
Adjustments	6,842.00
Balance December 31, 1967	\$137,126.36
All Prior Years Taxes Outstanding	
Balance January 1, 1967	\$209,693.73
Collected in 1967	104,965.69
Adjustments	-8,797.25
Balance December 31, 1967	\$97,930.79
Tax Title Liens Outstanding	
Balance January 1, 1967	\$14,401.43
Redeemed by cash	7,253.11
Adjustments	+15,056.94
Balance December 31, 1967	\$22,205.26
Property Acquired by Deed or Foreclosure	
Balance January 1, 1967	\$11,578.90
Sale for cash	775.60
Adjustments	+375.00
Balance December 31, 1967	\$11,718.00

CAPITAL DEBT, DECEMBER 31, 1967

Authorized—Issued and Unissued

	Gross Debt	Net Debt
School debt	\$1,739,000.00
Self-liquidating debt	1,242,418.00
Other capital debt ...	532,410.00	\$532,410.00
	\$3,513,828.00	\$532,410.00
Per Cent	6.64	1.00
Per Capita	\$200.64	\$44.04

Issued and Outstanding

School debt	\$1,739,000.00
Self-liquidating debt	1,180,000.00
Other capital debt	273,000.00
	\$3,192,000.00

Equalized Valuation Basis \$52,867,905.00

CURRENT FINANCES DECEMBER 31, 1967

Cash	\$486,750.78
Taxes receivable	235,057.15
Tax title liens	22,056.26
Foreclosed property	11,178.00
Other receivables	16,521.10
Emergencies and deferred charges ...	33,899.00
State road aid receivable
	\$805,611.29
Cash liabilities	\$113,625.26
Reserves for receivables	284,961.51
Surplus revenue	407,024.52
	\$805,611.29

HAMPTON BOROUGH—HUNTERDON COUNTY

Population U. S. Census, 1960—1,135
Estimated Population, 1967—1,300

Land Area 1.36 sq. mi.

Net Valuation Taxable \$4,360,826
Equalized Valuation \$4,585,275

EXPENDITURES FOR 1967

General Government

Administrative and executive	\$11,050.00
Assessment and collection of taxes	3,275.00
Financial administration	725.00

Public Safety

Fire protection	6,058.69
Police protection	3,750.00
Other protection	200.00
Civil defense and disaster control	100.00

Streets and Roads

Repairs and maintenance	20,800.00
Street lighting	2,300.00

Sanitation

Street cleaning
Garbage and trash removal	3,480.00
Sanitary sewers

Health and Welfare

Health services	1,000.00
Welfare—public assistance	800.00
Hospitals

Recreation

Beaches and boardwalks
Parks and playgrounds	350.00
Other recreational services

Education (excl. school districts)

Libraries
Other educational services

Statutory Expenditures

.....	1,075.00
-------	----------

Unclassified Purposes

.....
-------	-------

Total Municipal Functions \$54,963.69

Per Capita—Municipal Functions

.....	\$42.28
-------	---------

Capital Improvements

.....	4,200.00
-------	----------

Debt Service

Principal payments
Interest payments

Per Capita—Debt Service

.....
-------	-------

Deferred Charges

.....
-------	-------

Total Municipal Expenditures \$59,163.19

Required Payments for Local

School, County, and Special
-----------------------------	-------

District Taxes	103,521.90
----------------------	------------

TOTAL EXPENDITURES \$162,685.59

Reserve for Uncollected Taxes...

.....	\$5,908.51
-------	------------

GRAND TOTAL \$168,594.10

REVENUES REALIZED IN 1967

Surplus revenue appropriated	\$10,000.00
Miscellaneous revenues realized	18,070.03
State aid revenues realized	3,763.00
Delinquent tax and lien collections	4,513.82
Current tax collections	128,934.10
Emergency borrowings

TOTAL REVENUES \$165,281.00

CAPITAL OUTLAY (BY ORDINANCE) 1967

Beaches and boardwalks
Buildings and equipment
Parks and playgrounds
Sanitary sewers
Streets and roads
Water supply
Other purposes

TAXES

Local school taxes	\$84,593.57
County taxes	18,928.33
Special district taxes

\$103,521.90

Local purpose taxes 31,474.20 |

Veteran and senior citizen tax ... 7,060.00

Total tax levy (for rate purposes) \$142,056.10

Per Capita Total Tax Levy ... \$109.27

General tax rate

Adjusted business personality tax

rate

Adjusted general tax rate

Current Taxes

1967 taxes levied (total)

Collected in 1967

Per cent of levy col-

lected

Transferred to liens

Adjustments

Balance December 31, 1967

All Prior Years Taxes Outstanding

Balance January 1, 1967

Collected in 1967

Adjustments

Balance December 31, 1967

Tax Title Liens Outstanding

Balance January 1, 1967

Redeemed by cash

Adjustments

Balance December 31, 1967

Property Acquired by Deed or Foreclosure

Balance January 1, 1967

Sale for cash

Adjustments

Balance December 31, 1967

CAPITAL DEBT, DECEMBER 31, 1967

Authorized—Issued and Unissued

	Gross Debt	Net Debt
School debt	\$455,862.00	\$197,842.00
Self-liquidating debt
Other capital debt
	<u>\$455,862.00</u>	<u>\$197,842.00</u>
Per Cent	10.41	4.49
Per Capita	<u>\$352.97</u>	<u>\$152.19</u>

Issued and Outstanding

School debt	\$37,778.00
Self-liquidating debt
Other capital debt
	<u>\$37,778.00</u>

Equalized Valuation Basis \$4,405,238.00

CURRENT FINANCES DECEMBER 31, 1967

Cash	\$52,039.71
Taxes receivable	7,909.43
Tax title liens
Foreclosed property
Other receivables
Emergencies and deferred charges ..	2,860.00
State road aid receivable
	<u>\$62,809.14</u>
Cash liabilities	\$24,535.27
Reserves for receivables	7,909.43
Surplus revenue	30,364.44
	<u>\$62,809.14</u>

HAMPTON TOWNSHIP—SUSSEX COUNTY

Population U. S. Census, 1960—1,174
Estimated Population, 1967—1,810

Land Area 24.70 sq. mi.

Net Valuation Taxable \$15,095,145
Equalized Valuation \$18,858,358

EXPENDITURES FOR 1967

General Government
Administrative and executive \$17,728.22
Assessment and collection of taxes 13,050.68
Financial administration 3,675.63

Public Safety
Fire protection 500.00
Police protection 1,521.67
Other protection 1,449.23
Civil defense and disaster control 358.23

Streets and Roads
Repairs and maintenance 48,714.32
Street lighting

Sanitation
Street cleaning
Garbage and trash removal 2,100.00
Sanitary sewers

Health and Welfare
Health services 4,053.99
Welfare—public assistance 989.00
Hospitals 500.00

Recreation
Beaches and boardwalks
Parks and playgrounds
Other recreational services 200.00

Education (excl. school districts)
Libraries
Other educational services

Statutory Expenditures 1,500.00

Unclassified Purposes

Total Municipal Functions \$96,340.97

Per Capita—Municipal Functions \$53.23

Capital Improvements \$25,516.08

Debt Service

Principal payments
Interest payments

Per Capita—Debt Service

Deferred Charges 13,720.20

Total Municipal Expenditures \$135,577.25

Required Payments for Local School, County, and Special District Taxes 452,281.60

TOTAL EXPENDITURES \$587,858.85

Reserve for Uncollected Taxes ... \$95,000.00

GRAND TOTAL \$682,858.85

REVENUES REALIZED IN 1967

Surplus revenue appropriated \$55,000.00
Miscellaneous revenues realized .. 55,749.62
State aid and revenues realized 26,437.00
Delinquent tax and lien collections .. 59,519.79
Current tax collections 445,622.27
Emergency borrowings

TOTAL REVENUES \$642,328.68

CAPITAL OUTLAY (BY ORDINANCE) 1967

Beaches and boardwalks
Buildings and equipment \$1,747.50
Parks and playgrounds
Sanitary sewers
Streets and roads
Water supply
Other purposes

\$1,747.50

TAXES

Local school taxes \$328,200.00
County taxes 124,081.60
Special district taxes

..... \$452,281.60
Local purpose taxes 60,729.26
Veteran and senior citizen tax ... 10,950.00

Total tax levy (for rate purposes) \$523,960.86

Per Capita Total Tax Levy ... \$259.48

General tax rate
Adjusted business personalty tax rate 6.952
Adjusted general tax rate 3.377

Current Taxes

1967 taxes levied (total) \$523,790.21
Collected in 1967 445,622.27
Per cent of levy collected 85.07
Transferred to liens
Adjustments
Balance December 31, 1967 \$78,167.94

All Prior Years Taxes Outstanding

Balance January 1, 1967 \$72,521.54
Collected in 1967 55,208.45
Adjustments +4,266.87
Balance December 31, 1967 \$21,579.96

Tax Title Liens Outstanding

Balance January 1, 1967 \$26,786.59
Redeemed by cash 4,311.34
Adjustments
Balance December 31, 1967 \$22,475.25

Property Acquired by Deed or Foreclosure

Balance January 1, 1967
Sale for cash
Adjustments
Balance December 31, 1967

CAPITAL DEBT, DECEMBER 31, 1967

Authorized—Issued and Unissued

	Gross Debt	Net Debt
School debt
Self-liquidating debt
Other capital debt	\$12,000.00	\$12,000.00
	\$12,000.00	\$12,000.00
Per Cent	0.06	0.06
Per Capita	\$6.63	\$6.63

Issued and Outstanding

School debt
Self-liquidating debt
Other capital debt

Equalized Valuation Basis \$18,549,392.00

CURRENT FINANCES DECEMBER 31, 1967

Cash \$126,260.71
Taxes receivable 99,747.90
Tax title liens 22,475.25
Foreclosed property
Other receivables 5,406.22
Emergencies and deferred charges .. 10,977.30
State road aid receivable 19,218.00
..... \$284,085.38
Cash liabilities \$39,543.99
Reserves for receivables 127,629.37
Surplus revenue 116,912.02
..... \$284,085.38

HANOVER TOWNSHIP—MORRIS COUNTY

Population U. S. Census, 1960—9,329
Estimated Population, 1967—10,770

Land Area 10.80 sq. mi.

Net Valuation Taxable \$64,218,900
Equalized Valuation \$148,026,259

EXPENDITURES FOR 1967

General Government	
Administrative and executive	\$127,490.00
Assessment and collection of taxes	22,638.09
Financial administration	6,800.00
Public Safety	
Fire protection
Police protection	239,386.00
Other protection	25,575.00
Civil defense and disaster control	3,800.00
Streets and Roads	
Repairs and maintenance	161,801.11
Street lighting	31,000.00
Sanitation	
Street cleaning
Garbage and trash removal	52,600.00
Sanitary sewers	108,000.00
Health and Welfare	
Health services	21,335.00
Welfare—public assistance	4,150.00
Hospitals
Recreation	
Beaches and boardwalks
Parks and playgrounds	15,500.00
Other recreational services	16,900.00
Education (excl. school districts)	
Libraries	13,000.00
Other educational services	2,050.00
Statutory Expenditures	44,431.91
Unclassified Purposes	2,000.00
Total Municipal Functions	\$898,457.11
Per Capita—Municipal Functions	\$83.42
Capital Improvements	\$397,600.00
Debt Service	
Principal payments
Interest payments
Per Capita—Debt Service
Deferred Charges	66.24
Total Municipal Expenditures	\$1,296,123.35
Required Payments for Local School, County, and Special District Taxes	
	2,947,746.37
TOTAL EXPENDITURES	\$4,243,869.72
Reserve for Uncollected Taxes..	\$294,764.70
GRAND TOTAL	\$4,538,634.42

REVENUES REALIZED IN 1967

Surplus revenue appropriated	\$265,000.00
Miscellaneous revenues realized	342,643.87
State aid revenues realized	46,384.00
Delinquent tax and lien collections	99,243.76
Current tax collections	3,890,033.25
Emergency borrowings

TOTAL REVENUES \$4,643,304.88

CAPITAL OUTLAY (BY ORDINANCE) 1967

Beaches and boardwalks
Buildings and equipment	\$170.00
Parks and playgrounds
Sanitary sewers
Streets and roads	60,706.66
Water supply
Other purposes
	\$60,876.66

TAXES

Local school taxes	\$2,328,562.34
County taxes	557,513.03
Special district taxes	61,671.00
	\$2,947,746.37
Local purpose taxes	984,904.05
Veteran and senior citizen tax	63,400.00
Total tax levy (for rate purposes)	\$3,996,050.42
Per Capita Total Tax Levy	
	\$371.04
General tax rate	6.13
Adjusted business personalty tax rate
Adjusted general tax rate
Current Taxes	
1967 taxes levied (total)	\$3,994,383.01
Collected in 1967	3,890,033.25
Per cent of levy collected	97.38
Transferred to liens	3,177.16
Adjustments	34,704.57
Balance December 31, 1967	\$66,468.03
All Prior Years Taxes Outstanding	
Balance January 1, 1967	\$77,317.20
Collected in 1967	70,163.33
Adjustments	—3,368.74
Balance December 31, 1967	\$3,785.13
Tax Title Liens Outstanding	
Balance January 1, 1967	\$36,749.11
Redeemed by cash	29,080.43
Adjustments	+1,323.63
Balance December 31, 1967	\$8,992.31
Property Acquired by Deed or Foreclosure	
Balance January 1, 1967	\$9,705.00
Sale for cash
Adjustments	+3,700.00
Balance December 31, 1967	\$13,405.00

CAPITAL DEBT, DECEMBER 31, 1967

Authorized—Issued and Unissued	
Gross Debt	Net Debt
School debt	\$4,293,219.00
Self-liquidating debt	240,000.00
Other capital debt
	\$4,533,219.00
Per Cent	3.78
Per Capita	\$420.91

Issued and Outstanding

School debt	\$4,293,219.00
Self-liquidating debt	240,000.00
Other capital debt
	\$4,533,219.00

Equalized Valuation Basis \$119,896,637.00

CURRENT FINANCES DECEMBER 31, 1967

Cash	\$908,698.55
Taxes receivable	70,253.16
Tax title liens	9,592.31
Foreclosed property	13,405.00
Other receivables
Emergencies and deferred charges	59,425.00
State road aid receivable
	\$1,061,374.02
Cash liabilities	\$442,753.34
Reserves for receivables	93,240.47
Surplus revenue	525,370.21
	\$1,061,374.02

HARDING TOWNSHIP—MORRIS COUNTY

Population U. S. Census, 1960—2,683
Estimated Population, 1967—3,290

Land Area 16.70 sq. mi.

Net Valuation Taxable \$20,230,896
Equalized Valuation \$49,514,217

EXPENDITURES FOR 1967

General Government	
Administrative and executive	\$42,925.00
Assessment and collection of taxes	10,500.00
Financial administration	3,800.00
Public Safety	
Fire protection	3,500.00
Police protection	65,960.00
Other protection	3,550.00
Civil defense and disaster control	2,000.00
Streets and Roads	
Repairs and maintenance	62,533.92
Street lighting
Sanitation	
Street cleaning
Garbage and trash removal
Sanitary sewers
Health and Welfare	
Health services	8,100.08
Welfare—public assistance	700.00
Hospitals
Recreation	
Beaches and boardwalks
Parks and playgrounds
Other recreational services	200.00
Education (excl. school districts)	
Libraries
Other educational services
Statutory Expenditures	12,150.00
Unclassified Purposes	600.00
Total Municipal Functions	\$216,519.00
Per Capita—Municipal Functions	\$65.81
Capital Improvements	13,025.00
Debt Service	
Principal payments
Interest payments
Per Capita—Debt Service
Deferred Charges	26.34
Total Municipal Expenditures	\$229,570.34
Required Payments for Local School, County, and Special District Taxes	703,811.76
TOTAL EXPENDITURES	\$933,382.10
Reserve for Uncollected Taxes...	\$78,900.36
GRAND TOTAL	\$1,012,282.46

REVENUES REALIZED IN 1967

Surplus revenue appropriated	\$86,000.00
Miscellaneous revenues realized	72,954.63
State aid revenues realized	15,746.00
Delinquent tax and lien collections	19,295.55
Current tax collections	855,827.00
Emergency borrowings
TOTAL REVENUES	\$1,049,823.18

CAPITAL OUTLAY (BY ORDINANCE) 1967

Beaches and boardwalks
Buildings and equipment
Parks and playgrounds
Sanitary sewers
Streets and roads
Water supply
Other purposes

TAXES

Local school taxes	\$511,554.12
County taxes	191,257.64
Special district taxes	1,000.00
.....	\$703,811.76
Local purpose taxes	171,159.70
Veteran and senior citizen tax	14,120.00
Total tax levy (for rate purposes)	\$889,091.46
Per Capita Total Tax Levy	\$270.24
General tax rate
Adjusted business personalty tax rate	12.80
Adjusted general tax rate	4.33
Current Taxes	
1967 taxes levied (total)	\$888,370.11
Collected in 1967	855,827.00
Per cent of levy collected	96.33
Transferred to liens	2,829.68
Adjustments	4,503.36
Balance December 31, 1967	\$25,210.07
All Prior Years Taxes Outstanding	
Balance January 1, 1967	\$22,318.39
Collected in 1967	19,295.55
Adjustments	2,440.48
Balance December 31, 1967	\$582.36
Tax Title Liens Outstanding	
Balance January 1, 1967	\$288.42
Retained by cash
Adjustments	+5,596.37
Balance December 31, 1967	\$5,884.79
Property Acquired by Deed or Foreclosure	
Balance January 1, 1967
Sale for cash
Adjustments
Balance December 31, 1967

CAPITAL DEBT, DECEMBER 31, 1967

Authorized—Issued and Unissued

	Gross Debt	Net Debt
School debt	\$552,000.00
Self-liquidating debt
Other capital debt
.....	\$552,000.00
Per Cent	1.14
Per Capita	\$167.78

Issued and Outstanding

School debt	\$552,000.00
Self-liquidating debt
Other capital debt
.....	\$552,000.00

Equalized Valuation Basis \$48,165,348.00

CURRENT FINANCES DECEMBER 31, 1967

Cash	\$227,027.06
Taxes receivable	25,792.43
Tax title liens	5,884.79
Foreclosed property
Other receivables	1,051.64
Emergencies and deferred charges	21.04
State road aid receivable	10,811.00
.....	\$270,587.96
Cash liabilities	\$50,104.29
Reserves for receivables	32,728.86
Surplus revenue	187,754.81
.....	\$270,587.96

HARDWICK TOWNSHIP—WARREN COUNTY

Population U. S. Census, 1960—370
Estimated Population, 1967—420

Land Area 17.80 sq. ml.

Net Valuation Taxable \$4,042,694
Equalized Valuation \$7,689,336

EXPENDITURES FOR 1967

General Government	
Administrative and executive	\$6,600.00
Assessment and collection of taxes ..	5,750.00
Financial administration	1,350.00
Public Safety	
Fire protection	700.00
Police protection	1,000.00
Other protection	300.00
Civil defense and disaster control ..	
Streets and Roads	
Repairs and maintenance	45,850.00
Street lighting	
Sanitation	
Street cleaning	
Garbage and trash removal	
Sanitary sewers	
Health and Welfare	
Health services	550.00
Welfare—public assistance	250.00
Hospitals	150.00
Recreation	
Beaches and boardwalks	
Parks and playgrounds	
Other recreational services	
Education (excl. school districts)	
Libraries	
Other educational services	
Statutory Expenditures	1,300.00
Unclassified Purposes	
Total Municipal Functions	\$63,800.00
Per Capita—Municipal Functions ..	\$151.90
Capital Improvements	13,970.00
Debt Service	
Principal payments	
Interest payments	
Per Capita—Debt Service	
Deferred Charges	
Total Municipal Expenditures	\$77,770.00
Required Payments for Local School, County, and Special District Taxes	103,765.12
TOTAL EXPENDITURES	\$181,535.12
Reserve for Uncollected Taxes...	\$9,530.00
GRAND TOTAL	\$191,065.12

REVENUES REALIZED IN 1967

Surplus revenue appropriated	\$26,449.00
Miscellaneous revenues realized ..	28,295.65
State aid revenues realized	21,451.00
Delinquent tax and lien collections ..	6,544.68
Current tax collections	98,093.66
Emergency borrowings	

TOTAL REVENUES \$180,833.99

CAPITAL OUTLAY (BY ORDINANCE) 1967

Beaches and boardwalks	
Buildings and equipment	
Parks and playgrounds	
Sanitary sewers	
Streets and roads	
Water supply	
Other purposes	

TAXES

Local school taxes	\$52,000.00
County taxes	51,765.12
Special district taxes	
	\$103,765.12
Local purpose taxes	8,300.00
Veteran and senior citizen tax ...	2,460.00
Total tax levy (for rate purposes) ..	\$114,525.12
Per Capita Total Tax Levy ...	\$272.68
General tax rate	
Adjusted business personalty tax rate	11.35
Adjusted general tax rate	2.75
Current Taxes	
1967 taxes levied (total)	\$112,513.82
Collected in 1967	98,093.66
Per cent of levy collected	87.18
Transferred to liens	
Adjustments	2,730.89
Balance December 31, 1967	\$11,689.27
All Prior Years Taxes Outstanding	
Balance January 1, 1967	\$6,909.04
Collected in 1967	6,544.68
Adjustments	45.33
Balance December 31, 1967	\$319.03
Tax Title Liens Outstanding	
Balance January 1, 1967	
Redeemed by cash	
Adjustments	
Balance December 31, 1967	
Property Acquired by Deed or Foreclosure	
Balance January 1, 1967	
Sale for cash	
Adjustments	
Balance December 31, 1967	

CAPITAL DEBT, DECEMBER 31, 1967

Authorized—Issued and Unissued

	Gross Debt	Net Debt
School debt		
Self-liquidating debt		
Other capital debt		
Per Cent		
Per Capita		

Issued and Outstanding

School debt	
Self-liquidating debt	
Other capital debt	

Equalized Valuation Basis \$6,060,591.00

CURRENT FINANCES DECEMBER 31, 1967

Cash	\$62,695.52
Taxes receivable	13,404.66
Tax title liens	
Foreclosed property	
Other receivables	1,871.10
Emergencies and deferred charges ..	
State road aid receivable	12,323.00
	\$90,294.28
Cash liabilities	\$51,045.34
Reserves for receivables	15,275.76
Surplus revenue	23,973.18
	\$90,294.28

HARDYSTON TOWNSHIP—SUSSEX COUNTY

Population U. S. Census, 1960—2,206
Estimated Population, 1967—2,860

Land Area 32.60 sq. mi.

Net Valuation Taxable \$17,551,518
Equalized Valuation \$21,789,546

EXPENDITURES FOR 1967

General Government

Administrative and executive	\$19,353.64
Assessment and collection of taxes ..	12,756.91
Financial administration	3,868.20

Public Safety

Fire protection	5,500.00
Police protection	17,970.60
Other protection	1,216.00
Civil defense and disaster control ..	1,340.00

Streets and Roads

Repairs and maintenance	52,613.68
Street lighting	500.00

Sanitation

Street cleaning
Garbage and trash removal	7,225.00
Sanitary sewers

Health and Welfare

Health services	4,590.52
Welfare—public assistance	960.00
Hospitals

Recreation

Benches and boardwalks
Parks and playgrounds
Other recreational services

Education (excl. school districts)

Libraries
Other educational services	12.00

Statutory Expenditures

3,000.00

Unclassified Purposes

.....

Total Municipal Functions \$130,906.55

Per Capita—Municipal Functions \$45.77

Capital Improvements 31,563.45

Debt Service

Principal payments
Interest payments

Per Capita—Debt Service

Deferred Charges 3,107.96

Total Municipal Expenditures \$165,577.96

Required Payments for Local

School, County, and Special
District Taxes	481,415.19

TOTAL EXPENDITURES \$646,993.15

Reserve for Uncollected Taxes.. \$79,000.00

GRAND TOTAL \$725,993.15

REVENUES REALIZED IN 1967

Surplus revenue appropriated	\$56,000.00
Miscellaneous revenues realized ..	65,359.75
State aid revenues realized	18,251.00
Delinquent tax and lien collections ..	61,701.67
Current tax collections	485,405.04
Emergency borrowings

TOTAL REVENUES \$686,717.46

CAPITAL OUTLAY (BY ORDINANCE) 1967

Beaches and boardwalks
Buildings and equipment
Parks and playgrounds
Sanitary sewers
Streets and roads	\$3,000.00
Water supply
Other purposes
	\$3,000.00

TAXES

Local school taxes	\$343,602.14
County taxes	137,813.05
Special district taxes

\$481,415.19

Local purpose taxes	81,126.96
Veteran and senior citizen tax ...	17,170.00

Total tax levy (for rate purposes) \$579,712.15

Per Capita Total Tax Levy ... \$202.70

General tax rate
Adjusted business personalty tax rate	6.450
Adjusted general tax rate	3.217

Current Taxes

1967 taxes levied (total)	\$564,176.38
Collected in 1967	485,405.04
Per cent of levy collected	86.03
Transferred to liens
Adjustments
Balance December 31, 1967	\$78,771.34

All Prior Years Taxes Outstanding

Balance January 1, 1967	\$70,465.78
Collected in 1967	58,580.42
Adjustments
Balance December 31, 1967	\$11,885.36

Tax Title Liens Outstanding

Balance January 1, 1967	\$6,445.76
Redeemed by cash	3,121.25
Adjustments
Balance December 31, 1967	\$3,324.51

Property Acquired by Deed or Foreclosure

Balance January 1, 1967
Sale for cash
Adjustments
Balance December 31, 1967

CAPITAL DEBT, DECEMBER 31, 1967

Authorized—Issued and Unissued

	Gross Debt	Net Debt
School debt	\$127,000.00
Self-liquidating debt
Other capital debt	2,000.00	\$2,000.00
	\$129,000.00	\$2,000.00
Per Cent	0.63	0.01
Per Capita	\$45.10	\$0.70

Issued and Outstanding

School debt	\$127,000.00
Self-liquidating debt
Other capital debt
	\$127,000.00

Equalized Valuation Basis \$20,305,694.00

CURRENT FINANCES DECEMBER 31, 1967

Cash	\$139,876.87
Taxes receivable	90,656.70
Tax title liens	3,324.51
Foreclosed property
Other receivables	691.32
Emergencies and deferred charges ..	8,524.48
State road aid receivable	1,979.33
	\$245,053.21
Cash liabilities	\$49,363.73
Reserves for receivables	94,672.53
Surplus revenue	101,016.95
	\$245,053.21

HARMONY TOWNSHIP—WARREN COUNTY

Population U. S. Census, 1960—2,039
Estimated Population, 1967—2,310

Land Area 24.30 sq. mi.

Net Valuation Taxable \$10,684,700
Equalized Valuation \$18,021,136

EXPENDITURES FOR 1967	
General Government	
Administrative and executive	\$14,115.00
Assessment and collection of taxes ..	5,360.00
Financial administration	1,425.00
Public Safety	
Fire protection	1,750.00
Police protection	750.00
Other protection
Civil defense and disaster control ..	1,000.00
Streets and Roads	
Repairs and maintenance	45,950.00
Street lighting
Sanitation	
Street cleaning
Garbage and trash removal
Sanitary sewers
Health and Welfare	
Health services	600.00
Welfare—public assistance	500.00
Hospitals	200.00
Recreation	
Beaches and boardwalks
Parks and playgrounds	300.00
Other recreational services
Education (excl. school districts)	
Libraries
Other educational services
Statutory Expenditures	1,400.00
Unclassified Purposes
Total Municipal Functions	\$73,350.00
Per Capita—Municipal Functions	\$31.75
Capital Improvements	28,000.00
Debt Service	
Principal payments
Interest payments
Per Capita—Debt Service
Deferred Charges	5,500.00
Total Municipal Expenditures	\$106,850.00
Required Payments for Local School, County, and Special District Taxes	
.....	397,174.86
TOTAL EXPENDITURES	\$504,024.86
Reserve for Uncollected Taxes ...	\$43,080.00
GRAND TOTAL	\$547,104.86

REVENUES REALIZED IN 1967	
Surplus revenue appropriated	\$27,627.00
Miscellaneous revenues realized ..	33,071.47
State aid revenues realized	26,528.00
Delinquent tax and lien collections ..	27,429.63
Current tax collections	412,995.73
Emergency borrowings
TOTAL REVENUES	\$527,651.88

CAPITAL OUTLAY (BY ORDINANCE) 1967	
Beaches and boardwalks
Buildings and equipment
Parks and playgrounds
Sanitary sewers
Streets and roads
Water supply
Other purposes
.....
.....

TAXES	
Local school taxes	\$279,802.00
County taxes	117,372.86
Special district taxes
.....	\$397,174.86
Local purpose taxes	50,000.00
Veteran and senior citizen tax ...	12,840.00
Total tax levy (for rate purposes) ..	\$460,014.86
Per Capita Total Tax Levy ...	\$199.14
General tax rate
Adjusted business personality tax rate	7.83
Adjusted general tax rate	4.21
Current Taxes	
1967 taxes levied (total)	\$452,740.75
Collected in 1967	412,995.73
Per cent of levy collected	91.22
Transferred to liens	264.18
Adjustments	2,896.83
Balance December 31, 1967	\$36,584.01
All Prior Years Taxes Outstanding	
Balance January 1, 1967	\$24,081.51
Collected in 1967	26,718.37
Adjustments	+4,093.29
Balance December 31, 1967	\$1,456.43
Tax Title Liens Outstanding	
Balance January 1, 1967	\$2,984.09
Redeemed by cash	711.31
Adjustments	+264.18
Balance December 31, 1967	\$2,536.96

Property Acquired by Deed or Foreclosure	
Balance January 1, 1967
Sale for cash
Adjustments
Balance December 31, 1967

CAPITAL DEBT, DECEMBER 31, 1967		
Authorized—Issued and Unissued		
	Gross Debt	Net Debt
School debt	\$434,000.00
Self-liquidating debt
Other capital debt
.....	\$434,000.00
Per Cent	2.77
Per Capita	\$187.88

Issued and Outstanding	
School debt	\$24,000.00
Self-liquidating debt
Other capital debt
.....	\$24,000.00

Equalized Valuation Basis \$15,612,546.00

CURRENT FINANCES DECEMBER 31, 1967	
Cash	\$93,068.97
Taxes receivable	38,040.44
Tax title liens	2,536.96
Foreclosed property
Other receivables	469.59
Emergencies and deferred charges
State road aid receivable	46,183.00
.....	\$180,298.96
Cash liabilities	\$77,817.51
Reserves for receivables	4,046.99
Surplus revenue	61,434.46
.....	\$180,298.96

HARRINGTON PARK BOROUGH—BERGEN COUNTY

Population U. S. Census, 1960—3,581
Estimated Population, 1967—4,390

Land Area 2.04 sq. mi.

Net Valuation Taxable \$32,701,371
Equalized Valuation \$37,588,614

EXPENDITURES FOR 1967

General Government	
Administrative and executive	\$42,320.00
Assessment and collection of taxes	10,095.00
Financial administration
Public Safety	
Fire protection	26,456.00
Police protection	78,042.00
Other protection	1,100.00
Civil defense and disaster control	300.00
Streets and Roads	
Repairs and maintenance	49,743.00
Street lighting	7,050.00
Sanitation	
Street cleaning
Garbage and trash removal
Sanitary sewers
Health and Welfare	
Health services	7,250.00
Welfare—public assistance	150.00
Hospitals
Recreation	
Beaches and boardwalks
Parks and playgrounds	5,800.00
Other recreational services	2,100.00
Education (excl. school districts)	
Libraries	4,500.00
Other educational services
Statutory Expenditures	11,400.00
Unclassified Purposes
Total Municipal Functions	\$246,306.00
Per Capita—Municipal Functions	\$56.11
Capital Improvements	
Debt Service	33,800.00
Principal payments
Interest payments
Per Capita—Debt Service	
Deferred Charges	800.00
Total Municipal Expenditures	\$280,906.00
Required Payments for Local School, County, and Special District Taxes	
	887,183.08
TOTAL EXPENDITURES	\$1,168,089.08
Reserve for Uncollected Taxes	\$46,538.00
GRAND TOTAL	\$1,214,627.08

REVENUES REALIZED IN 1967

Surplus revenue appropriated	\$58,000.00
Miscellaneous revenues realized	122,781.17
State aid revenues realized	11,575.00
Delinquent tax and lien collections	7,888.10
Current tax collections	1,015,282.99
Emergency borrowings
TOTAL REVENUES	\$1,215,527.26

CAPITAL OUTLAY (BY ORDINANCE) 1967

Beaches and boardwalks
Buildings and equipment	\$72,089.80
Parks and playgrounds	10,000.00
Sanitary sewers
Streets and roads
Water supply	2,820.19
Other purposes
	\$84,909.99

TAXES

Local school taxes	\$760,326.48
County taxes	126,856.60
Special district taxes
	\$887,183.08
Local purpose taxes	149,269.00
Veteran and senior citizen tax	28,160.00
Total tax levy (for rate purposes)	\$1,064,612.08
Per Capita Total Tax Levy	
General tax rate
Adjusted business personalty tax rate	3.94
Adjusted general tax rate	3.26
Current Taxes	
1967 taxes levied (total)	\$1,049,026.00
Collected in 1967	1,015,282.99
Per cent of levy collected	96.78
Transferred to liens	299.92
Adjustments	23,266.48
Balance December 31, 1967	\$10,176.61
All Prior Years Taxes Outstanding	
Balance January 1, 1967	\$11,774.29
Collected in 1967	7,896.10
Adjustments
Balance December 31, 1967	\$3,878.19
Tax Title Liens Outstanding	
Balance January 1, 1967	\$2,277.83
Redeemed by cash
Adjustments	+299.92
Balance December 31, 1967	\$2,577.75
Property Acquired by Deed or Foreclosure	
Balance January 1, 1967	\$55,175.00
Sale for cash
Adjustments
Balance December 31, 1967	\$55,175.00

CAPITAL DEBT, DECEMBER 31, 1967

Authorized—Issued and Unissued

	Gross Debt	Net Debt
School debt	\$1,320,154.00
Self-liquidating debt
Other capital debt
	\$1,320,154.00
Per Cent	3.53
Per Capita	\$300.72

Issued and Outstanding

School debt	\$795,594.00
Self-liquidating debt
Other capital debt
	\$795,594.00

Equalized Valuation Basis \$37,358,243.00

CURRENT FINANCES DECEMBER 31, 1967

Cash	\$257,838.88
Taxes receivable	14,054.80
Tax title liens	2,577.75
Foreclosed property	55,175.00
Other receivables	3,200.00
Emergencies and deferred charges	9,091.37
State road aid receivable
	\$341,937.80
Cash liabilities	\$38,376.20
Reserves for receivables	71,807.55
Surplus revenue	231,754.05
	\$341,937.80

HARRISON TOWN—HUDSON COUNTY

Population U. S. Census, 1960—11,743
Estimated Population, 1967—11,710

Land Area 1.20 sq. mi.

Net Valuation Taxable \$34,368,274
Equalized Valuation \$104,327,002

EXPENDITURES FOR 1967

General Government	
Administrative and executive	\$265,850.00
Assessment and collection of taxes	46,100.00
Financial administration	31,500.00
Public Safety	
Fire protection	541,650.00
Police protection	664,050.00
Other protection	9,650.00
Civil defense and disaster control	3,000.00
Streets and Roads	
Repairs and maintenance	243,400.00
Street lighting	35,000.00
Sanitation	
Street cleaning	73,000.00
Garbage and trash removal	128,000.00
Sanitary sewers	75,600.00
Health and Welfare	
Health services	70,500.00
Welfare—public assistance	70,500.00
Hospitals	70,000.00
Recreation	
Beaches and boardwalks	83,500.00
Parks and playgrounds	27,852.00
Other recreational services	70,000.00
Education (excl. school districts)	
Libraries	3,850.00
Other educational services	286,000.00
Statutory Expenditures	
Unclassified Purposes	15,000.00
Total Municipal Functions	\$2,673,502.00
Per Capita—Municipal Functions	
Capital Improvements	\$228.31
Debt Service	51,000.00
Principal payments .. \$158,000.00	*286,672.63
Interest payments .. 128,672.63	
Per Capita—Debt Service	
Deferred Charges	\$24.48
Total Municipal Expenditures	9,100.00
Required Payments for Local School, County, and Special District Taxes	\$3,020,274.63
TOTAL EXPENDITURES	2,321,115.31
Reserve for Uncollected Taxes...	\$5,341,389.94
GRAND TOTAL	\$146,366.13
	\$5,487,756.07

REVENUES REALIZED IN 1967

Surplus revenue appropriated	\$465,000.00
Miscellaneous revenues realized ..	2,489,102.87
State aid revenues realized	63,325.33
Delinquent tax and lien collections ..	38,845.09
Current tax collections	2,523,526.52
Emergency borrowings	
TOTAL REVENUES	\$5,579,799.81

CAPITAL OUTLAY (BY ORDINANCE) 1967

Beaches and boardwalks	
Buildings and equipment	
Parks and playgrounds	
Sanitary sewers	\$1,035.40
Streets and roads	19,401.12
Water supply	121,604.11
Other purposes	
	\$142,040.63

TAXES

Local school taxes	\$1,316,268.75
County taxes	1,181,747.81
Special district taxes	
	\$2,498,016.56
Local purpose taxes	71,914.67
Veteran and senior citizen tax ...	34,520.00
Total tax levy (for rate purposes)	\$2,604,451.23
Per Capita Total Tax Levy ...	
General tax rate	\$222.41
Adjusted business personalty tax rate	12.574
Adjusted general tax rate	6.662
Current Taxes	
1967 taxes levied (total)	\$2,580,821.83
Collected in 1967	2,523,526.52
Per cent of levy collected	97.77
Transferred to liens	686.18
Adjustments	15,840.58
Balance December 31, 1967	\$40,768.55
All Prior Years Taxes Outstanding	
Balance January 1, 1967	\$169,003.53
Collected in 1967	38,845.09
Adjustments	—11,400.52
Balance December 31, 1967	\$118,757.92
Tax Title Liens Outstanding	
Balance January 1, 1967	\$6,591.66
Redeemed by cash	
Adjustments	+686.18
Balance December 31, 1967	\$7,277.84
Property Acquired by Deed or Foreclosure	
Balance January 1, 1967	\$66,400.00
Sale for cash	
Adjustments	
Balance December 31, 1967	\$66,400.00

CAPITAL DEBT, DECEMBER 31, 1967

Authorized—Issued and Unissued

	Gross Debt	Net Debt
School debt	\$2,873,000.00	
Self-liquidating debt		
Other capital debt ... 746,500.00		\$746,500.00
	\$3,619,500.00	\$746,500.00
Per Cent	4.17	0.86
Per Capita	\$309.09	\$63.75

Issued and Outstanding

School debt	\$2,873,000.00
Self-liquidating debt	
Other capital debt	393,000.00
	\$3,266,000.00

Equalized Valuation Basis \$86,763,751.00

CURRENT FINANCES DECEMBER 31, 1967

Cash	\$406,711.81
Taxes receivable	159,526.47
Tax title liens	7,277.84
Foreclosed property	66,400.00
Other receivables	179,281.02
Emergencies and deferred charges ..	48,237.50
State road aid receivable	31,147.79
	\$898,582.43
Cash liabilities	\$292,585.33
Reserves for receivables	412,485.33
Surplus revenue	193,511.77
	\$898,582.43

* Includes \$176,901.25 Chapter VI School Debt Service.

HARRISON TOWNSHIP—GLOUCESTER COUNTY

Population U. S. Census, 1960—2,410
Estimated Population, 1967—2,660

Land Area 19.64 sq. mi.

Net Valuation Taxable \$3,451,260
Equalized Valuation \$13,058,104

EXPENDITURES FOR 1967

General Government	
Administrative and executive	\$8,526.87
Assessment and collection of taxes	4,717.98
Financial administration	1,435.00
Public Safety	
Fire protection	5,000.00
Police protection	7,556.44
Other protection	319.55
Civil defense and disaster control	414.45
Streets and Roads	
Repairs and maintenance	14,292.05
Street lighting	5,145.61
Sanitation	
Street cleaning
Garbage and trash removal	1,944.00
Sanitary sewers
Health and Welfare	
Health services	3,182.32
Welfare—public assistance	320.89
Hospitals	50.00
Recreation	
Beaches and boardwalks
Parks and playgrounds
Other recreational services
Education (excl. school districts)	
Libraries
Other educational services
Statutory Expenditures	614.60
Unclassified Purposes	386.18
Total Municipal Functions	\$53,905.94

Per Capita—Municipal Functions	\$20.27
Capital Improvements	\$15,838.00
Debt Service	
Principal payments
Interest payments

Per Capita—Debt Service
Deferred Charges	18,460.42
Total Municipal Expenditures	88,204.36

Required Payments for Local School, County, and Special District Taxes	347,824.84
---	------------

TOTAL EXPENDITURES	\$436,029.20
Reserve for Uncollected Taxes...	\$53,743.72
GRAND TOTAL	\$489,772.92

REVENUES REALIZED IN 1967

Surplus revenue appropriated	\$25,500.00
Miscellaneous revenues realized ..	56,689.84
State aid revenues realized	20,257.20
Delinquent tax and lien collections ..	46,089.98
Current tax collections	320,837.15
Emergency borrowings

TOTAL REVENUES	\$469,374.17
-----------------------	---------------------

CAPITAL OUTLAY (BY ORDINANCE) 1967

Beaches and boardwalks
Buildings and equipment
Parks and playgrounds
Sanitary sewers
Streets and roads
Water supply
Other purposes

TAXES

Local school taxes	\$286,605.06
County taxes	56,629.78
Special district taxes	4,590.00
	\$347,824.84
Local purpose taxes	17,023.14
Veteran and senior citizen tax ...	14,420.00
Total tax levy (for rate purposes)	\$379,267.98

Per Capita Total Tax Levy ...	\$142.58
General tax rate
Adjusted business personality tax rate	15.69
Adjusted general tax rate	10.63

Current Taxes	
1967 taxes levied (total)	\$366,773.76
Collected in 1967	1,313.96
Per cent of levy collected	87.47
Transferred to liens	320,837.15
Adjustments	409.73
Balance December 31, 1967	\$44,212.92

All Prior Years Taxes Outstanding	
Balance January 1, 1967	\$60,058.29
Collected in 1967	46,089.98
Adjustments	—40.60
Balance December 31, 1967	\$13,927.71

Tax Title Liens Outstanding	
Balance January 1, 1967	\$8,403.05
Redeemed by cash
Adjustments	+1,313.96
Balance December 31, 1967	\$9,717.01

Property Acquired by Deed or Foreclosure	
Balance January 1, 1967
Sale for cash
Adjustments
Balance December 31, 1967

CAPITAL DEBT, DECEMBER 31, 1967

Authorized—Issued and Unissued

	Gross Debt	Net Debt
School debt	\$970,811.00
Self-liquidating debt
Other capital debt
	\$970,811.00
Per Cent	7.38
Per Capita	\$364.97

Issued and Outstanding

School debt	\$363,199.00
Self-liquidating debt
Other capital debt
	\$363,199.00

Equalized Valuation Basis \$13,138,299.00

CURRENT FINANCES DECEMBER 31, 1967

Cash	\$268,062.62
Taxes receivable	58,140.63
Tax title liens	9,717.01
Foreclosed property
Other receivables	1,209.81
Emergencies and deferred charges
State road aid receivable	6,246.32
	\$343,376.39
Cash liabilities	\$2,458.92
Reserves for receivables	69,067.45
Surplus revenue	271,850.02
	\$343,376.39

HARVEY CEDARS BOROUGH—OCEAN COUNTY

Population U. S. Census, 1960—134
Estimated Population, 1967—160

Land Area 0.79 sq. mi.

Net Valuation Taxable \$11,082,097
Equalized Valuation \$10,549,910

EXPENDITURES FOR 1967

General Government	
Administrative and executive	\$17,550.00
Assessment and collection of taxes ..	7,500.00
Financial administration	1,400.00
Public Safety	
Fire protection	3,000.00
Police protection	25,020.00
Other protection	1,775.00
Civil defense and disaster control ..	1,200.00
Streets and Roads	
Repairs and maintenance	17,745.98
Street lighting	6,150.00
Sanitation	
Street cleaning
Garbage and trash removal	16,500.00
Sanitary sewers
Health and Welfare	
Health services	1,457.85
Welfare—public assistance
Hospitals
Recreation	
Benches and boardwalks	16,643.87
Parks and playgrounds
Other recreational services	200.00
Education (excl. school districts)	
Libraries	100.00
Other educational services
Statutory Expenditures	
.....	5,000.00
Unclassified Purposes	
.....	50.00
Total Municipal Functions	\$121,292.70
Per Capita—Municipal Functions	\$758.08
Capital Improvements	10,832.30
Debt Service	31,370.00
Principal payments ..	\$15,000.00
Interest payments ..	16,370.00
Per Capita—Debt Service	\$196.06
Deferred Charges	27,601.80
Total Municipal Expenditures	\$191,096.80
Required Payments for Local School, County, and Special District Taxes	
.....	125,685.67
TOTAL EXPENDITURES	\$316,782.47
Reserve for Uncollected Taxes...	\$19,936.20
GRAND TOTAL	\$336,718.67

REVENUES REALIZED IN 1967

Surplus revenue appropriated	\$53,500.00
Miscellaneous revenues realized ..	31,799.04
State aid revenues realized	11,833.00
Delinquent tax and lien collections ..	8,447.78
Current tax collections	245,211.77
Emergency borrowings

TOTAL REVENUES \$350,791.59

CAPITAL OUTLAY (BY ORDINANCE) 1967

Beaches and boardwalks
Buildings and equipment
Parks and playgrounds
Sanitary sewers
Streets and roads
Water supply	\$42,325.34
Other purposes	894.41
	\$43,019.75

TAXES

Local school taxes	\$70,032.44
County taxes	55,653.23
Special district taxes
	\$125,685.67
Local purpose taxes	123,500.00
Veteran and senior citizen tax ...	2,950.00
Total tax levy (for rate purposes)	\$252,135.67
Per Capita Total Tax Levy	\$1,575.85
General tax rate
Adjusted business personalty tax rate	3.12
Adjusted general tax rate	2.27
Current Taxes	
1967 taxes levied (total)	\$253,629.59
Collected in 1967	245,211.77
Per cent of levy col-lected	96.68
Transferred to liens
Adjustments
Balance December 31, 1967	\$8,417.82
All Prior Years Taxes Outstanding	
Balance January 1, 1967	\$8,459.28
Collected in 1967	8,447.78
Adjustments	—11.50
Balance December 31, 1967
Tax Title Liens Outstanding	
Balance January 1, 1967	\$419.03
Redeemed by cash
Adjustments
Balance December 31, 1967	\$419.03
Property Acquired by Deed or Foreclosure	
Balance January 1, 1967	\$460.00
Sale for cash
Adjustments
Balance December 31, 1967	\$460.00

CAPITAL DEBT, DECEMBER 31, 1967

Authorized—Issued and Unissued

	Gross Debt	Net Debt
School debt	\$163,092.00
Self-liquidating debt	320,000.00
Other capital debt ...	274,133.00	\$274,133.00
	\$757,225.00	\$274,133.00
Per Cent	7.68	2.78
Per Capita	\$4,732.66	\$1,713.33

Issued and Outstanding

School debt	\$163,092.00
Self-liquidating debt	6,000.00
Other capital debt	265,500.00
	\$134,592.00

Equalized Valuation Basis \$9,850,921.00

CURRENT FINANCES DECEMBER 31, 1967

Cash	\$159,194.00
Taxes receivable	8,417.82
Tax title liens	419.03
Foreclosed property	460.00
Other receivables	7,651.76
Emergencies and deferred charges ..	17,597.88
State road aid receivable	15,674.00
	\$209,414.49
Cash liabilities	\$82,537.96
Reserves for receivables	16,948.61
Surplus revenue	109,927.92
	\$209,414.49

HASBROUCK HEIGHTS BOROUGH—BERGEN COUNTY

Population U. S. Census, 1960—13,046
Estimated Population, 1967—14,140

Land Area 1.50 sq. mi.

Net Valuation Taxable \$87,046,826
Equalized Valuation \$101,547,855

EXPENDITURES FOR 1967

General Government	
Administrative and executive	\$110,519.84
Assessment and collection of taxes	30,053.43
Financial administration	5,875.00
Public Safety	
Fire protection	40,061.28
Police protection	276,370.69
Other protection	4,159.50
Civil defense and disaster control
Streets and Roads	
Repairs and maintenance	34,332.47
Street lighting	21,088.92
Sanitation	
Street cleaning	40,769.72
Garbage and trash removal	88,795.40
Sanitary sewers	41,823.33
Health and Welfare	
Health services	18,929.86
Welfare—public assistance	4,773.01
Hospitals
Recreation	
Beaches and boardwalks
Parks and playgrounds	12,757.79
Other recreational services	5,025.00
Education (excl. school districts)	
Libraries	34,048.93
Other educational services	1,912.23
Statutory Expenditures	65,483.75
Unclassified Purposes	8,632.24
Total Municipal Functions	\$845,412.39
Per Capita—Municipal Functions	
Capital Improvements	27,650.00
Debt Service	
Principal payments .. \$66,000.00	
Interest payments .. 17,886.73	
Per Capita—Debt Service	\$5.93
Deferred Charges	
.....	77,000.00
Total Municipal Expenditures	\$1,033,949.12
Required Payments for Local School, County, and Special District Taxes	
.....	1,647,185.47
TOTAL EXPENDITURES	\$2,681,134.59
Reserve for Uncollected Taxes	80,081.60
GRAND TOTAL	\$2,761,216.19

REVENUES REALIZED IN 1967

Surplus revenue appropriated	\$50,000.00
Miscellaneous revenues realized ..	295,207.67
State aid revenues realized ..	31,326.00
Delinquent tax and lien collections ..	38,105.30
Current tax collections	2,383,070.57
Emergency borrowings
TOTAL REVENUES	\$2,797,709.54

CAPITAL OUTLAY (BY ORDINANCE) 1967

Beaches and boardwalks
Buildings and equipment	\$73,593.95
Parks and playgrounds
Sanitary sewers
Streets and roads	260.00
Water supply
Other purposes
TOTAL	\$73,853.95

TAXES

Local school taxes	\$1,312,659.56
County taxes	334,525.91
Special district taxes
Total	\$1,647,185.47
Local purpose taxes	744,842.94
Veteran and senior citizen tax ..	82,330.00
Total tax levy (for rate purposes)	\$2,474,358.41
Per Capita Total Tax Levy ..	
General tax rate
Adjusted business personalty tax rate	5.13
Adjusted general tax rate	2.81
Current Taxes	
1967 taxes levied (total)	\$2,439,756.91
Collected in 1967	2,383,070.57
Per cent of levy col-lected	97.67
Transferred to liens	505.80
Adjustments	12,283.60
Balance December 31, 1967	\$43,890.94
All Prior Years Taxes Outstanding	
Balance January 1, 1967	\$53,930.46
Collected in 1967	38,105.30
Adjustments	—4,758.83
Balance December 31, 1967	\$11,066.33
Tax Title Liens Outstanding	
Balance January 1, 1967	\$3,248.14
Redeemed by cash
Adjustments	—208.28
Balance December 31, 1967	\$3,039.86

Property Acquired by Deed or Foreclosure

Balance January 1, 1967	\$318,630.00
Sale for cash	200.00
Adjustments	+200.00
Balance December 31, 1967	\$318,630.00

CAPITAL DEBT, DECEMBER 31, 1967

Authorized—Issued and Unissued

	Gross Debt	Net Debt
School debt	\$776,000.00
Self-liquidating debt
Other capital debt	494,725.00	\$478,419.00
	\$1,270,725.00	\$478,419.00
Per Cent	1.23	0.48
Per Capita	\$89.87	\$33.83

Issued and Outstanding

School debt	\$776,000.00
Self-liquidating debt
Other capital debt	493,725.00
Total	\$1,269,725.00

Equalized Valuation Basis \$99,034,737.00

CURRENT FINANCES DECEMBER 31, 1967

Cash	\$188,966.08
Taxes receivable	54,957.27
Tax title liens	3,039.86
Foreclosed property	318,630.00
Other receivables	2,810.06
Emergencies and deferred charges
State road aid receivable	30,105.88
Total	\$598,509.15
Cash liabilities	\$83,197.05
Reserves for receivables	379,437.19
Surplus revenue	135,874.91
Total	\$598,509.15

HAWORTH BOROUGH—BERGEN COUNTY

Population U. S. Census, 1960—3,215
Estimated Population, 1967—3,710

Land Area 1.97 sq. mi.

Net Valuation Taxable \$23,860,160
Equalized Valuation \$34,786,395

EXPENDITURES FOR 1967

General Government		
Administrative and executive	\$45,721.00	
Assessment and collection of taxes	7,150.00	
Financial administration	4,275.00	
Public Safety		
Fire protection	22,195.00	
Police protection	82,311.00	
Other protection	2,500.00	
Civil defense and disaster control	450.00	
Streets and Roads		
Repairs and maintenance	55,307.00	
Street lighting	7,700.00	
Sanitation		
Street cleaning		
Garbage and trash removal	25,500.00	
Sanitary sewers		
Health and Welfare		
Health services	5,485.00	
Welfare—public assistance	160.00	
Hospitals		
Recreation		
Beaches and boardwalks		
Parks and playgrounds	16,690.00	
Other recreational services	4,081.00	
Education (excl. school districts)		
Libraries	12,056.00	
Other educational services	250.00	
Statutory Expenditures	15,100.00	
Unclassified Purposes		
Total Municipal Functions	\$306,931.00	
Per Capita—Municipal Functions	\$82.73	
Capital Improvements	11,400.00	
Debt Service	18,922.11	
Principal payments ..	\$13,867.11	
Interest payments ..	5,055.00	
Per Capita—Debt Service	\$5.10	
Deferred Charges	7,278.65	
Total Municipal Expenditures	\$344,531.76	
Required Payments for Local School, County, and Special District Taxes	776,483.12	
TOTAL EXPENDITURES	\$1,121,014.88	
Reserve for Uncollected Taxes	\$60,705.24	
GRAND TOTAL	\$1,181,720.12	

REVENUES REALIZED IN 1967

Surplus revenue appropriated	\$40,000.00
Miscellaneous revenues realized	133,108.73
State aid revenues realized	2,745.00
Delinquent tax and lien collections	11,184.72
Current tax collections	965,348.76
Emergency borrowings	

TOTAL REVENUES \$1,152,387.21

CAPITAL OUTLAY (BY ORDINANCE) 1967

Beaches and boardwalks	
Buildings and equipment	
Parks and playgrounds	\$2,917.41
Sanitary sewers	
Streets and roads	29,267.91
Water supply	
Other purposes	
	<u><u>\$32,185.32</u></u>

TAXES

Local school taxes	\$659,085.05
County taxes	117,398.07
Special district taxes	
	<u>\$776,483.12</u>
Local purpose taxes	230,272.00
Veteran and senior citizen tax ..	20,720.00
Total tax levy (for rate purposes)	<u><u>\$1,027,475.12</u></u>
Per Capita Total Tax Levy ..	
General tax rate	
Adjusted business personalty tax rate	6.51
Adjusted general tax rate	4.30
Current Taxes	
1967 taxes levied (total)	\$1,011,962.42
Collected in 1967	965,348.76
Per cent of levy collected	95.39
Transferred to liens	8.60
Adjustments	10,997.80
Balance December 31, 1967	<u>\$35,607.26</u>
All Prior Years Taxes Outstanding	
Balance January 1, 1967	\$145,037.66
Collected in 1967	11,184.72
Adjustments	—22.78
Balance December 31, 1967	<u>\$133,830.16</u>
Tax Title Liens Outstanding	
Balance January 1, 1967	\$79.22
Redeemed by cash	
Adjustments	+8.60
Balance December 31, 1967	<u>\$87.82</u>
Property Acquired by Deed or Foreclosure	
Balance January 1, 1967	\$99,671.00
Sale for cash	
Adjustments	
Balance December 31, 1967	<u>\$99,671.00</u>

CAPITAL DEBT, DECEMBER 31, 1967

Authorized—Issued and Unissued

	Gross Debt	Net Debt
School debt	\$921,013.00	
Self-liquidating debt ..		
Other capital debt	153,915.00	<u>\$143,196.00</u>
	<u>\$1,074,928.00</u>	<u>\$143,196.00</u>
Per Cent	3.15	0.42
Per Capita	<u>\$289.74</u>	<u>\$38.60</u>

Issued and Outstanding

School debt	\$456,756.00
Self-liquidating debt	
Other capital debt	<u>\$131,135.00</u>
	<u>\$587,891.00</u>

Equalized Valuation Basis \$34,036,838.00

CURRENT FINANCES DECEMBER 31, 1967

Cash	\$114,742.56
Taxes receivable	169,437.42
Tax title liens	87.82
Foreclosed property	99,671.00
Other receivables	18,301.37
Emergencies and deferred charges ..	6,630.00
State road aid receivable	
	<u>\$408,920.17</u>
Cash liabilities	\$54,255.71
Reserves for receivables	287,497.61
Surplus revenue	67,166.85
	<u>\$408,920.17</u>

HAWTHORNE BOROUGH—PASSAIC COUNTY

Population U. S. Census, 1960—17,735
Estimated Population, 1967—19,510

Land Area 3.60 sq. mi.

Net Valuation Taxable \$148,653,456
Equalized Valuation \$142,035,903

EXPENDITURES FOR 1967

General Government	
Administrative and executive	\$74,675.00
Assessment and collection of taxes	46,400.00
Financial administration	36,097.34
Public Safety	
Fire protection	43,500.00
Police protection	187,508.66
Other protection	6,500.00
Civil defense and disaster control	3,400.00
Streets and Roads	
Repairs and maintenance	99,850.00
Street lighting	28,000.00
Sanitation	
Street cleaning	90,000.00
Garbage and trash removal	92,100.00
Sanitary sewers	
Health and Welfare	
Health services	34,460.00
Welfare—public assistance	2,750.00
Hospitals	
Recreation	
Beaches and boardwalks	
Parks and playgrounds	48,255.00
Other recreational services	
Education (excl. school districts)	
Libraries	40,262.00
Other educational services	3,000.00
Statutory Expenditures	
	53,700.00
Unclassified Purposes	
	18,500.00
Total Municipal Functions	\$908,958.00

Per Capita—Municipal Functions	\$46.59
Capital Improvements	83,000.00
Debt Service	15,812.50
Principal payments ..	\$15,000.00
Interest payments ..	812.50
Per Capita—Debt Service	\$0.81
Deferred Charges	
Total Municipal Expenditures	\$1,007,770.50

Required Payments for Local School, County, and Special District Taxes	2,784,433.29
---	---------------------

TOTAL EXPENDITURES \$3,792,203.79

Reserve for Uncollected Taxes...	\$268,625.11
---	---------------------

GRAND TOTAL \$4,060,828.90

REVENUES REALIZED IN 1967

Surplus revenue appropriated	\$375,000.00
Miscellaneous revenues realized ..	399,374.69
State aid revenues realized	48,136.98
Delinquent tax and lien collections ..	60,812.48
Current tax collections	3,281,798.16
Emergency borrowings	

TOTAL REVENUES \$4,165,122.31

CAPITAL OUTLAY (BY ORDINANCE) 1967

Beaches and boardwalks	
Buildings and equipment	
Parks and playgrounds	
Sanitary sewers	
Streets and roads	\$30,749.92
Water supply	14,951.72
Other purposes	
	\$45,701.64

TAXES

Local school taxes	\$2,048,055.30
County taxes	736,377.99
Special district taxes	
	\$2,784,433.29
Local purpose taxes	559,758.63
Veteran and senior citizen tax ...	115,685.00
Total tax levy (for rate purposes)	\$3,459,876.92
Per Capita Total Tax Levy ...	\$177.34
General tax rate	
Adjusted business personalty tax rate	2.40
Adjusted general tax rate	2.33
Current Taxes	
1967 taxes levied (total)	\$3,374,589.71
Collected in 1967	3,281,798.16
Per cent of levy collected	97.25
Transferred to liens	2,059.72
Adjustments	6,233.65
Balance December 31, 1967	\$84,498.18
All Prior Years Taxes Outstanding	
Balance January 1, 1967	\$67,866.21
Collected in 1967	60,478.16
Adjustments	—3,802.81
Balance December 31, 1967	\$3,585.24
Tax Title Liens Outstanding	
Balance January 1, 1967	\$5,343.20
Redeemed by cash	334.32
Adjustments	+2,096.80
Balance December 31, 1967	\$7,105.68

Property Acquired by Deed or Foreclosure	
Balance January 1, 1967	\$28,055.00
Sale for cash	
Adjustments	
Balance December 31, 1967	\$28,055.00

CAPITAL DEBT, DECEMBER 31, 1967

Authorized—Issued and Unissued

	Gross Debt	Net Debt
School debt	\$1,189,000.00	
Self-liquidating debt ..		
Other capital debt	15,000.00	\$15,000.00
	\$1,204,000.00	\$15,000.00
Per Cent	0.89	0.01
Per Capita	\$61.71	\$0.77

Issued and Outstanding

School debt	\$1,189,000.00
Self-liquidating debt	15,000.00
Other capital debt	
	\$1,204,000.00

Equalized Valuation Basis \$135,102,283.00

CURRENT FINANCES DECEMBER 31, 1967

Cash	\$669,028.46
Taxes receivable	88,083.42
Tax title liens	7,105.68
Foreclosed property	28,055.00
Other receivables	265.85
Emergencies and deferred charges ..	
State road aid receivable	39,047.12
	\$831,585.53
Cash liabilities	\$193,689.63
Reserves for receivables	123,509.95
Surplus revenue	514,385.95
	\$831,585.53

HAZLET TOWNSHIP—MONMOUTH COUNTY

Population U. S. Census, 1960—15,334
Estimated Population, 1967—19,850

Land Area 5.58 sq. mi.

Net Valuation Taxable \$75,412,088
Equalized Valuation \$86,957,373

EXPENDITURES FOR 1967

General Government	
Administrative and executive	\$119,507.68
Assessment and collection of taxes	70,225.58
Financial administration	6,500.00
Public Safety	
Fire protection	90,000.00
Police protection	168,338.28
Other protection	4,516.66
Civil defense and disaster control	3,093.06
Streets and Roads	
Repairs and maintenance	207,631.93
Street lighting	31,413.74
Sanitation	
Street cleaning
Garbage and trash removal
Sanitary sewers	4,400.00
Health and Welfare	
Health services	18,077.72
Welfare—public assistance	13,200.00
Hospitals	2,000.00
Recreation	
Beaches and boardwalks
Parks and playgrounds
Other recreational services	34,000.00
Education (excl. school districts)	
Libraries	8,931.51
Other educational services
Statutory Expenditures	
.....	15,251.51
Unclassified Purposes	
.....	16,500.00
Total Municipal Functions	\$813,587.67
Per Capita—Municipal Functions	
.....	\$40.99
Capital Improvements	
.....	59,270.00
Debt Service	
Principal payments ..	\$12,000.00
Interest payments ..	14,599.33
Per Capita—Debt Service	
.....	\$1.34
Deferred Charges	
.....	10,000.00
Total Municipal Expenditures	\$909,457.00
Required Payments for Local School, County, and Special District Taxes	
.....	2,598,849.90
TOTAL EXPENDITURES	\$3,508,306.90
Reserve for Uncollected Taxes...	
.....	\$189,424.72
GRAND TOTAL	\$3,697,731.62

REVENUES REALIZED IN 1967

Surplus revenue appropriated	\$240,000.00
Miscellaneous revenues realized ..	291,071.45
State aid revenues realized	42,888.00
Delinquent tax and lien collections ..	86,845.93
Current tax collections	3,022,103.30
Emergency borrowings
TOTAL REVENUES	\$3,682,908.73

CAPITAL OUTLAY (BY ORDINANCE) 1967

Beaches and boardwalks
Buildings and equipment	\$2,300.55
Parks and playgrounds	54,780.00
Sanitary sewers	5,661.31
Streets and roads
Water supply
Other purposes
.....	\$62,741.86

TAXES

Local school taxes	\$2,102,591.75
County taxes	496,258.15
Special district taxes
.....	\$2,598,849.90
Local purpose taxes	477,593.72
Veteran and senior citizen tax ...	116,920.00
Total tax levy (for rate purposes)	\$3,193,363.62
Per Capita Total Tax Levy ...	
.....	\$160.87
General tax rate
Adjusted business personality tax rate	5.953
Adjusted general tax rate	4.191
Current Taxes	
1967 taxes levied (total)	\$3,128,925.68
Collected in 1967	3,022,103.30
Per cent of levy collected	96.58
Transferred to liens
Adjustments
Balance December 31, 1967	\$106,822.38
All Prior Years Taxes Outstanding	
Balance January 1, 1967	\$86,629.37
Collected in 1967	81,040.10
Adjustments
Balance December 31, 1967	\$5,589.27
Tax Title Liens Outstanding	
Balance January 1, 1967	\$34,384.56
Redeemed by cash	5,805.88
Adjustments
Balance December 31, 1967	\$28,578.68
Property Acquired by Deed or Foreclosure	
Balance January 1, 1967	\$55,596.00
Sale for cash
Adjustments
Balance December 31, 1967	\$55,596.00

CAPITAL DEBT, DECEMBER 31, 1967

Authorized—Issued and Unissued		
	Gross Debt	Net Debt
School debt	\$4,803,000.00	\$1,602,718.00
Self-liquidating debt
Other capital debt	516,500.00	502,889.00
.....	\$5,319,500.00	\$2,105,607.00
Per Cent	6.64	2.63
Per Capita	\$267.98	\$106.08
Issued and Outstanding		
School debt	\$4,803,000.00
Self-liquidating debt	355,800.00
Other capital debt
.....	\$5,158,800.00

Equalized Valuation Basis \$80,007,050.00

CURRENT FINANCES DECEMBER 31, 1967

Cash	\$456,683.92
Taxes receivable	112,411.65
Tax title liens	28,578.68
Foreclosed property	55,596.00
Other receivables	1,802.46
Emergencies and deferred charges ..	35,000.00
State road aid receivable	47,510.56
.....	\$737,583.27
Cash liabilities	\$256,594.96
Reserves for receivables	198,388.79
Surplus revenue	282,599.52
.....	\$737,583.27

HELMETTA BOROUGH—MIDDLESEX COUNTY

Population U. S. Census, 1960—779
Estimated Population, 1967—990

Land Area 0.80 sq. mi.

Net Valuation Taxable \$3,726,890
Equalized Valuation \$7,764,356

EXPENDITURES FOR 1967

General Government	
Administrative and executive ..	\$12,925.00
Assessment and collection of taxes	3,400.00
Financial administration	1,100.00
Public Safety	
Fire protection	3,000.00
Police protection	19,550.00
Other protection	350.00
Civil defense and disaster control	800.00
Streets and Roads	
Repairs and maintenance	6,734.44
Street lighting	5,700.00
Sanitation	
Street cleaning
Garbage and trash removal	6,600.00
Sanitary sewers
Health and Welfare	
Health services	1,550.00
Welfare—public assistance	700.00
Hospitals
Recreation	
Beaches and boardwalks
Parks and playgrounds
Other recreational services	1,500.00
Education (excl. school districts)	
Libraries
Other educational services
Statutory Expenditures	
.....	1,600.00
Unclassified Purposes	
.....	150.00
Total Municipal Functions	\$65,659.44
Per Capita—Municipal Functions	
.....	\$66.32
Capital Improvements	
.....	5,000.00
Debt Service	
Principal payments
Interest payments
Per Capita—Debt Service	
.....
Deferred Charges	
.....
Total Municipal Expenditures	\$70,659.44
Required Payments for Local School, County, and Special District Taxes	
.....	153,894.56
TOTAL EXPENDITURES	\$224,554.00
Reserve for Uncollected Taxes..	\$6,690.56
GRAND TOTAL	\$231,244.56

REVENUES REALIZED IN 1967

Surplus revenue appropriated	\$13,000.00
Miscellaneous revenues realized ..	21,349.13
State aid revenues realized	3,401.00
Delinquent tax and lien collections	6,338.37
Current tax collections	193,226.19
Emergency borrowings

TOTAL REVENUES \$237,314.69

CAPITAL OUTLAY (BY ORDINANCE) 1967

Beaches and boardwalks
Buildings and equipment
Parks and playgrounds
Sanitary sewers
Streets and roads
Water supply
Other purposes

TAXES

Local school taxes	\$115,032.00
County taxes	38,862.56
Special district taxes
.....	\$153,894.56
Local purpose taxes	43,400.00
Veteran and senior citizen tax ...	4,410.00
Total tax levy (for rate purposes)	\$201,704.56
Per Capita Total Tax Levy ...	
.....	\$203.74
General tax rate
Adjusted business personalty tax rate	10.25
Adjusted general tax rate	4.46
Current Taxes	
1967 taxes levied (total)	\$199,239.43
Collected in 1967	193,226.19
Per cent of levy collected	96.98
Transferred to liens
Adjustments
Balance December 31, 1967	\$6,013.24
All Prior Years Taxes Outstanding	
Balance January 1, 1967	\$6,665.82
Collected in 1967	6,338.37
Adjustments	—327.45
Balance December 31, 1967
Tax Title Liens Outstanding	
Balance January 1, 1967	\$1,644.78
Redeemed by cash
Adjustments
Balance December 31, 1967	\$1,644.78
Property Acquired by Deed or Foreclosure	
Balance January 1, 1967
Sale for cash
Adjustments
Balance December 31, 1967

CAPITAL DEBT, DECEMBER 31, 1967

Authorized—Issued and Unissued		
	Gross Debt	Net Debt
School debt
Self-liquidating debt
Other capital debt
.....
Per Cent
Per Capita
Issued and Outstanding		
School debt
Self-liquidating debt
Other capital debt
.....

Equalized Valuation Basis \$6,500,555.00

CURRENT FINANCES DECEMBER 31, 1967

Cash	\$60,949.49
Taxes receivable	6,013.24
Tax title liens	1,644.78
Foreclosed property
Other receivables
Emergencies and deferred charges ..	200.00
State road aid receivable	2,650.00
.....	\$71,457.51
Cash liabilities	\$36,134.53
Reserves for receivables	7,658.02
Surplus revenue	27,664.96
.....	\$71,457.51

HIGH BRIDGE BOROUGH—HUNTERDON COUNTY

Population U. S. Census, 1960—2,148
Estimated Population, 1967—2,440

Land Area 2.40 sq. mi.

Net Valuation Taxable \$13,315,993
Equalized Valuation \$13,123,759

EXPENDITURES FOR 1967

General Government	
Administrative and executive	\$18,970.00
Assessment and collection of taxes	3,470.00
Financial administration	1,395.00
Public Safety	
Fire protection	11,750.00
Police protection	14,540.00
Other protection	375.00
Civil defense and disaster control	600.00
Streets and Roads	
Repairs and maintenance	31,550.00
Street lighting	6,400.00
Sanitation	
Street cleaning
Garbage and trash removal	14,100.00
Sanitary sewers
Health and Welfare	
Health services	800.00
Welfare—public assistance	825.00
Hospitals
Recreation	
Beaches and boardwalks
Parks and playgrounds	950.00
Other recreational services
Education (excl. school districts)	
Libraries	940.00
Other educational services
Statutory Expenditures	2,245.00
Unclassified Purposes	100.00
Total Municipal Functions	\$109,010.00
Per Capita—Municipal Functions	\$44.68
Capital Improvements	29,255.00
Debt Service	
Principal payments
Interest payments
Per Capita—Debt Service
Deferred Charges	1,390.45
Total Municipal Expenditures	\$139,655.45
Required Payments for Local School, County, and Special District Taxes	
	374,841.51
TOTAL EXPENDITURES	\$514,041.43
Reserve for Uncollected Taxes	\$37,444.47
GRAND TOTAL	\$551,941.43

REVENUES REALIZED IN 1967

Surplus revenue appropriated	\$45,000.00
Miscellaneous revenues realized	27,332.48
State aid revenues realized	8,627.00
Delinquent tax and lien collections	25,634.26
Current tax collections	443,268.10
Emergency borrowings

TOTAL REVENUES **\$549,861.84**

CAPITAL OUTLAY (BY ORDINANCE) 1967

Beaches and boardwalks
Buildings and equipment
Parks and playgrounds
Sanitary sewers	\$373,080.91
Streets and roads
Water supply
Other purposes
	\$373,080.91

TAXES

Local school taxes	\$320,563.00
County taxes	54,278.51
Special district taxes
	\$374,841.51
Local purpose taxes	92,492.92
Veteran and senior citizen tax	15,900.00
Total tax levy (for rate purposes)	\$483,234.43
Per Capita Total Tax Levy	\$108.05
General tax rate
Adjusted business personality tax rate	5.07
Adjusted general tax rate	3.43
Current Taxes	
1967 taxes levied (total)	\$470,236.03
Collected in 1967	443,268.10
Per cent of levy collected	94.26
Transferred to liens	138.06
Adjustments	894.08
Balance December 31, 1967	\$25,935.79
All Prior Years Taxes Outstanding	
Balance January 1, 1967	\$29,384.31
Collected in 1967	25,514.71
Adjustments	+127.66
Balance December 31, 1967	\$3,997.26
Tax Title Liens Outstanding	
Balance January 1, 1967	\$221.24
Redeemed by cash	119.55
Adjustments	+138.06
Balance December 31, 1967	\$239.75
Property Acquired by Deed or Foreclosure	
Balance January 1, 1967
Sale for cash
Adjustments
Balance December 31, 1967

CAPITAL DEBT, DECEMBER 31, 1967

Authorized—Issued and Unissued

	Gross Debt	Net Debt
School debt	\$345,000.00
Self-liquidating debt
Other capital debt	1,050,000.00	\$1,050,000.00
	\$1,395,000.00	\$1,050,000.00
Per Cent	11.94	8.99
Per Capita	\$571.72	\$430.33

Issued and Outstanding

School debt	\$345,000.00
Self-liquidating debt
Other capital debt	972,000.00
	\$1,317,000.00

Equalized Valuation Basis \$11,677,365.00

CURRENT FINANCES DECEMBER 31, 1967

Cash	\$258,050.87
Taxes receivable	29,933.05
Tax title liens	239.75
Foreclosed property
Other receivables	48,123.16
Emergencies and deferred charges	3,960.00
State road aid receivable	6,557.00
	\$346,863.77
Cash liabilities	\$187,193.08
Reserves for receivables	78,295.90
Surplus revenue	81,374.79
	\$346,863.77

HIGHLAND PARK BOROUGH—MIDDLESEX COUNTY

Population U. S. Census, 1960—11,049
Estimated Population, 1967—14,900

Land Area 1.80 sq. mi.

Net Valuation Taxable \$41,205,518
Equalized Valuation \$85,852,902

EXPENDITURES FOR 1967

General Government		
Administrative and executive	\$125,700.00	
Assessment and collection of taxes	30,850.00	
Financial administration	10,150.00	
Public Safety		
Fire protection	55,750.00	
Police protection	243,695.00	
Other protection	6,000.00	
Civil defense and disaster control	650.00	
Streets and Roads		
Repairs and maintenance	65,670.00	
Street lighting	31,100.00	
Sanitation		
Street cleaning	13,784.00	
Garbage and trash removal	94,238.00	
Sanitary sewers	
Health and Welfare		
Health services	11,450.00	
Welfare—public assistance	4,700.00	
Hospitals	1,000.00	
Recreation		
Beaches and boardwalks	
Parks and playgrounds	23,388.00	
Other recreational services	
Education (excl. school districts)		
Libraries	39,275.00	
Other educational services	850.00	
Statutory Expenditures		
.....	48,450.00	
Unclassified Purposes		
.....	1,350.00	
Total Municipal Functions	\$808,050.00	
Per Capita—Municipal Functions	\$54.23	
Capital Improvements		
.....	57,000.00	
Debt Service		
Principal payments ..	\$25,000.00	
Interest payments ..	11,610.50	
Per Capita—Debt Service	\$2.46	
Deferred Charges		
.....	1,067.36	
Total Municipal Expenditures	\$902,727.86	
Required Payments for Local School, County, and Special District Taxes		
.....	2,286,825.40	
TOTAL EXPENDITURES	\$3,189,553.26	
Reserve for Uncollected Taxes...		
.....	\$171,029.35	
GRAND TOTAL	\$3,360,582.61	

REVENUES REALIZED IN 1967

Surplus revenue appropriated	\$180,000.00
Miscellaneous revenues realized	285,924.93
State aid revenues realized	28,513.48
Delinquent tax and lien collections	60,680.06
Current tax collections	2,752,534.32
Emergency borrowings
TOTAL REVENUES	\$3,307,652.79

CAPITAL OUTLAY (BY ORDINANCE) 1967

Beaches and boardwalks
Buildings and equipment	\$14,816.84
Parks and playgrounds
Sanitary sewers
Streets and roads	129,995.45
Water supply	29,166.20
Other purposes
	\$173,978.49

TAXES

Local school taxes	\$1,858,936.00
County taxes	427,889.40
Special district taxes	
	<hr/>
Local purpose taxes	\$2,286,825.40
Veteran and senior citizen tax ...	533,851.21
	61,410.00
Total tax levy (for rate purposes)	<hr/>
	\$2,882,086.61
<hr/>	
Per Capita Total Tax Levy ...	\$193.43
General tax rate	
Adjusted business personality tax rate	9.26
Adjusted general tax rate	6.93
<hr/>	
Current Taxes	
1967 taxes levied (total)	\$2,826,365.75
Collected in 1967	2,752,534.32
Per cent of levy collected	97.38
Transferred to liens	1,552.32
Adjustments	5,390.41
Balance December 31, 1967	<hr/>
	\$66,888.70
<hr/>	
All Prior Years Taxes Outstanding	
Balance January 1, 1967	\$69,452.82
Collected in 1967	60,494.42
Adjustments	—1,358.20
Balance December 31, 1967	<hr/>
	\$7,600.20
<hr/>	
Tax Title Liens Outstanding	
Balance January 1, 1967	\$2,679.79
Redeemed by cash	185.64
Adjustments	+3,297.08
Balance December 31, 1967	<hr/>
	\$5,791.23

Property Acquired by Deed or Foreclosure

Balance January 1, 1967	\$34,356.20
Sale for cash
Adjustments
Balance December 31, 1967	\$34,356.20

CAPITAL DEBT, DECEMBER 31, 1967

Authorized—Issued and Unissued

	Gross Debt	Net Debt
School debt	\$4,790,000.00	\$1,674,252.00
Self-liquidating debt ..	41,000.00
Other capital debt	592,500.00	519,938.00
	\$5,423,500.00	\$2,194,190.00
Per Cent	6.96	2.81
Per Capita	\$363.99	\$147.26

Issued and Outstanding

School debt	\$4,790,000.00
Self-liquidating debt	41,000.00
Other capital debt	362,000.00
	\$5,193,000.00

Equalized Valuation Basis **\$77,893,702.00**

CURRENT FINANCES DECEMBER 31, 1967

Cash	\$1,135,561.21
Taxes receivable	74,488.90
Tax title liens	5,791.23
Foreclosed property	34,356.20
Other receivables	2,869.08
Emergencies and deferred charges
State road aid receivable	27,639.27
	\$1,280,705.89
Cash liabilities	\$861,949.64
Reserves for receivables	117,505.41
Surplus revenue	301,250.84
	\$1,280,705.89

HIGHLANDS BOROUGH—MONMOUTH COUNTY

Population U. S. Census, 1960—3,536
Estimated Population, 1967—3,870

Land Area 1.10 sq. mi.

Net Valuation Taxable \$13,952,797
Equalized Valuation \$17,136,172

EXPENDITURES FOR 1967

General Government	
Administrative and executive	\$43,475.42
Assessment and collection of taxes ..	20,550.00
Financial administration	3,200.00
Public Safety	
Fire protection	8,370.00
Police protection	61,150.00
Other protection	2,456.00
Civil defense and disaster control
Streets and Roads	
Repairs and maintenance	38,350.00
Street lighting	10,600.00
Sanitation	
Street cleaning
Garbage and trash removal	25,000.00
Sanitary sewers
Health and Welfare	
Health services	4,340.00
Welfare—public assistance	1,650.00
Hospitals
Recreation	
Beaches and boardwalks	2,590.90
Parks and playgrounds	3,983.21
Other recreational services	1,200.00
Education (excl. school districts)	
Libraries	1,500.00
Other educational services	600.00
Statutory Expenditures	12,895.32
Unclassified Purposes	2,000.00
Total Municipal Functions	\$243,910.91
Per Capita—Municipal Functions	\$63.03
Capital Improvements	14,000.00
Debt Service	56,699.09
Principal payments ..	\$45,000.00
Interest payments ..	11,699.09
Per Capita—Debt Service	\$14.65
Deferred Charges	440.00
Total Municipal Expenditures	\$315,050.00
Required Payments for Local School, County, and Special District Taxes	422,173.43
TOTAL EXPENDITURES	\$737,223.43
Reserve for Uncollected Taxes...	\$143,880.83
GRAND TOTAL	\$881,104.26

REVENUES REALIZED IN 1967

Surplus revenue appropriated	\$65,000.00
Miscellaneous revenues realized ..	90,435.29
State aid revenues realized	11,326.00
Delinquent tax and lien collections ..	121,189.23
Current tax collections	526,247.96
Emergency borrowings
TOTAL REVENUES	\$814,198.48

CAPITAL OUTLAY (BY ORDINANCE) 1967

Beaches and boardwalks
Buildings and equipment
Parks and playgrounds
Sanitary sewers
Streets and roads
Water supply	\$1,218.55
Other purposes
	\$1,218.55

TAXES

Local school taxes	\$324,055.27
County taxes	98,118.16
Special district taxes
	\$422,173.43
Local purpose taxes	223,993.83
Veteran and senior citizen tax ...	21,530.00
Total tax levy (for rate purposes)	\$667,697.26
Per Capita Total Tax Levy ...	\$172.53
General tax rate
Adjusted business personalty tax rate	5.172
Adjusted general tax rate	4.776
Current Taxes	
1967 taxes levied (total)	\$648,687.91
Collected in 1967	526,247.96
Per cent of levy collected	81.12
Transferred to liens	11,382.58
Adjustments	1,977.92
Balance December 31, 1967	\$109,079.45
All Prior Years Taxes Outstanding	
Balance January 1, 1967	\$113,394.49
Collected in 1967	97,700.66
Adjustments	3,505.99
Balance December 31, 1967	\$12,187.84
Tax Title Liens Outstanding	
Balance January 1, 1967	\$50,234.43
Redeemed by cash	23,488.57
Adjustments	+14,556.35
Balance December 31, 1967	\$41,302.21
Property Acquired by Deed or Foreclosure	
Balance January 1, 1967	\$6,030.00
Sale for cash
Adjustments
Balance December 31, 1967	\$6,030.00

CAPITAL DEBT, DECEMBER 31, 1967

Authorized—Issued and Unissued

	Gross Debt	Net Debt
School debt	\$367,270.00
Self-liquidating debt ..	132,000.00
Other capital debt	294,750.00	\$294,750.00
	\$794,020.00	\$294,750.00
Per Cent	\$4.86	\$1.80
Per Capita	\$205.17	\$76.16

Issued and Outstanding

School debt	\$367,270.00
Self-liquidating debt	132,000.00
Other capital debt	264,500.00
	\$763,770.00

Equalized Valuation Basis \$16,321,878.00

CURRENT FINANCES DECEMBER 31, 1967

Cash	\$191,220.46
Taxes receivable	121,267.29
Tax title liens	41,302.21
Foreclosed property	6,030.00
Other receivables	2,363.97
Emergencies and deferred charges ..	9,357.75
State road aid receivable	8,275.23
	\$379,816.91
Cash liabilities	\$81,088.51
Reserves for receivables	170,963.47
Surplus revenue	127,764.93
	\$379,816.91

HIGHTSTOWN BOROUGH—MERCER COUNTY

Population U. S. Census, 1960—4,317
Estimated Population, 1967—5,980

Land Area 1.23 sq. mi.

Net Valuation Taxable \$11,053,320
Equalized Valuation \$24,983,871

EXPENDITURES FOR 1967

General Government	
Administrative and executive	\$78,950.00
Assessment and collection of taxes	7,200.00
Financial administration	4,400.00
Public Safety	
Fire protection	10,000.00
Police protection	77,800.00
Other protection	1,200.00
Civil defense and disaster control	300.00
Streets and Roads	
Repairs and maintenance	50,632.22
Street lighting	12,885.00
Sanitation	
Street cleaning
Garbage and trash removal	38,300.00
Sanitary sewers
Health and Welfare	
Health services	4,471.00
Welfare—public assistance	5,450.00
Hospitals	500.00
Recreation	
Beaches and boardwalks
Parks and playgrounds	6,800.00
Other recreational services	2,000.00
Education (excl. school districts)	
Libraries	13,000.00
Other educational services
Statutory Expenditures	
.....	8,200.00
Unclassified Purposes	
.....	750.00
Total Municipal Functions	\$322,838.22
Per Capita—Municipal Functions	
.....	\$53.99
Capital Improvements	
.....	34,300.00
Debt Service	
Principal payments	\$15,000.00
Interest payments	8,125.00
Per Capita—Debt Service	\$3.87
Deferred Charges	
.....	10,300.00
Total Municipal Expenditures	\$390,563.22
Required Payments for Local School, County, and Special District Taxes	
.....	752,964.04
TOTAL EXPENDITURES	\$1,143,527.26
Reserve for Uncollected Taxes...	
.....	\$94,522.65
GRAND TOTAL	\$1,238,049.91

REVENUES REALIZED IN 1967

Surplus revenue appropriated	\$60,000.00
Miscellaneous revenues realized	119,000.41
State aid revenues realized	15,194.00
Delinquent tax and lien collections	56,241.39
Current tax collections	909,320.98
Emergency borrowings

TOTAL REVENUES \$1,159,756.78

CAPITAL OUTLAY (BY ORDINANCE) 1967

Beaches and boardwalks
Buildings and equipment
Parks and playgrounds
Sanitary sewers
Streets and roads
Water supply	\$1,690.00
Other purposes	84,490.40
	\$86,180.40

TAXES

Local school taxes	\$554,323.07
County taxes	198,640.97
Special district taxes
	\$752,964.04
Local purpose taxes	227,521.87
Veteran and senior citizen tax	22,870.00
Total tax levy (for rate purposes)	\$1,003,355.91
Per Capita Total Tax Levy ...	
.....	\$167.79
General tax rate
Adjusted business personalty tax rate	12.61
Adjusted general tax rate	8.77
Current Taxes	
1967 taxes levied (total)	\$993,218.62
Collected in 1967	909,320.98
Per cent of levy collected	91.55
Transferred to liens	595.30
Adjustments	904.23
Balance December 31, 1967	\$82,398.11
All Prior Years Taxes Outstanding	
Balance January 1, 1967	\$110,431.12
Collected in 1967	56,066.39
Adjustments
Balance December 31, 1967	\$54,364.73
Tax Title Liens Outstanding	
Balance January 1, 1967	\$1,741.35
Redeemed by cash	175.00
Adjustments	+593.30
Balance December 31, 1967	\$2,161.65
Property Acquired by Deed or Foreclosure	
Balance January 1, 1967	\$5,600.00
Sale for cash
Adjustments
Balance December 31, 1967	\$5,600.00

CAPITAL DEBT, DECEMBER 31, 1967

Authorized—Issued and Unissued

	Gross Debt	Net Debt
School debt	\$1,836,065.00	\$932,730.00
Self-liquidating debt	562,712.00
Other capital debt	352,450.00	352,450.00
	\$2,751,227.00	\$1,285,180.00
Per Cent	12.18	5.69
Per Capita	\$460.07	\$214.91

Issued and Outstanding

School debt	\$1,836,065.00
Self-liquidating debt	536,000.00
Other capital debt	244,000.00
	\$2,616,065.00

Equalized Valuation Basis \$22,583,368.00

CURRENT FINANCES DECEMBER 31, 1967

Cash	\$105,520.77
Taxes receivable	136,762.84
Tax title liens	2,161.65
Foreclosed property	5,600.00
Other receivables	40,454.10
Emergencies and deferred charges	31,600.00
State road aid receivable	16,370.00
	\$338,469.36
Cash liabilities	\$57,644.63
Reserves for receivables	184,978.59
Surplus revenue	95,846.14
	\$338,469.36

HILLSBOROUGH TOWNSHIP—SOMERSET COUNTY

Population U. S. Census, 1960—7,584
Estimated Population, 1967—10,580

Land Area 54.70 sq. mi.

Net Valuation Taxable \$34,757,739
Equalized Valuation \$91,599,621

EXPENDITURES FOR 1967

General Government	
Administrative and executive	\$75,516.00
Assessment and collection of taxes	24,100.00
Financial administration	8,000.00
Public Safety	
Fire protection	13,100.00
Police protection	102,800.00
Other protection	13,300.00
Civil defense and disaster control	250.00
Streets and Roads	
Repairs and maintenance	163,000.00
Street lighting	9,000.00
Sanitation	
Street cleaning
Garbage and trash removal	4,500.00
Sanitary sewers
Health and Welfare	
Health services	7,900.00
Welfare—public assistance	7,000.00
Hospitals	1,000.00
Recreation	
Beaches and boardwalks
Parks and playgrounds
Other recreational services	8,700.00
Education (excl. school districts)	
Libraries	6,000.00
Other educational services
Statutory Expenditures	11,498.00
Unclassified Purposes	1,000.00
Total Municipal Functions	\$456,664.00

Per Capita—Municipal Functions	\$43.16
Capital Improvements	\$112,100.00
Debt Service	
Principal payments
Interest payments
Per Capita—Debt Service
Deferred Charges	16,291.16
Total Municipal Expenditures	\$585,055.16

Required Payments for Local School, County, and Special District Taxes	2,335,689.98
---	--------------

TOTAL EXPENDITURES \$2,920,753.14

Reserve for Uncollected Taxes... \$279,073.12

GRAND TOTAL \$3,199,818.26

REVENUES REALIZED IN 1967

Surplus revenue appropriated	\$250,000.00
Miscellaneous revenues realized	296,273.09
State aid revenues realized	64,287.00
Delinquent tax and lien collections	99,719.77
Current tax collections	2,320,553.05
Emergency borrowings

TOTAL REVENUES \$3,030,832.91

CAPITAL OUTLAY (BY ORDINANCE) 1967

Beaches and boardwalks
Buildings and equipment
Parks and playgrounds
Sanitary sewers
Streets and roads
Water supply
Other purposes	\$675.00
	<u>\$675.00</u>

TAXES

Local school taxes	\$1,965,487.16
County taxes	370,202.82
Special district taxes
	<u>\$2,335,689.98</u>
Local purpose taxes	197,541.28
Veteran and senior citizen tax	56,050.00
Total tax levy (for rate purposes)	<u>\$2,589,281.26</u>

Per Capita Total Tax Levy \$244.73

General tax rate
Adjusted business personalty tax rate	12.51
Adjusted general tax rate	7.31

Current Taxes

1967 taxes levied (total)	\$2,564,373.02
Collected in 1967	2,320,553.05
Per cent of levy col-lected	90.49
Transferred to liens	5,414.28
Adjustments	10,244.83
Balance December 31, 1967	\$228,160.86

All Prior Years Taxes Outstanding

Balance January 1, 1967	\$112,507.98
Collected in 1967	96,891.12
Adjustments	+2,907.79
Balance December 31, 1967	\$18,524.65

Tax Title Liens Outstanding

Balance January 1, 1967	\$2,287.52
Redeemed by cash	2,828.65
Adjustments	+2,691.88
Balance December 31, 1967	\$2,150.75

Property Acquired by Deed or Foreclosure

Balance January 1, 1967	\$28,850.00
Sale for cash	333.85
Adjustments	66.15
Balance December 31, 1967	\$28,450.00

CAPITAL DEBT, DECEMBER 31, 1967

Authorized—Issued and Unissued

	Gross Debt	Net Debt
School debt	\$5,984,000.00	\$2,611,922.00
Self-liquidating debt
Other capital debt
	<u>\$5,984,000.00</u>	<u>\$2,611,922.00</u>

Per Cent	7.09	3.09
Per Capita	\$565.60	\$246.87

Issued and Outstanding

School debt	\$2,419,000.00
Self-liquidating debt
Other capital debt
	<u>\$2,419,000.00</u>

Equalized Valuation Basis \$34,301,950.00

CURRENT FINANCES DECEMBER 31, 1967

Cash	\$314,288.08
Taxes receivable	246,685.51
Tax title liens	2,150.75
Foreclosed property	28,450.00
Other receivables	9,141.56
Emergencies and deferred charges	500.00
State road aid receivable	51,269.00
	<u>\$652,484.90</u>
Cash liabilities	\$143,599.60
Reserves for receivables	286,427.82
Surplus revenue	222,457.48
	<u>\$652,484.90</u>

HILLSDALE BOROUGH—BERGEN COUNTY

Population U. S. Census, 1960—8,734
Estimated Population, 1967—10,610

Land Area 2.90 sq. mi.

Net Valuation Taxable \$69,995,662
Equalized Valuation \$81,250,956

EXPENDITURES FOR 1967

General Government	
Administrative and executive	\$104,756.60
Assessment and collection of taxes ..	54,040.80
Financial administration	9,670.00
Public Safety	
Fire protection	60,330.00
Police protection	217,510.74
Other protection	10,759.50
Civil defense and disaster control ..	444.50
Streets and Roads	
Repairs and maintenance	95,995.00
Street lighting	17,000.00
Sanitation	
Street cleaning
Garbage and trash removal	55,724.60
Sanitary sewers	1,847.76
Health and Welfare	
Health services	13,873.00
Welfare—public assistance	500.00
Hospitals
Recreation	
Benches and boardwalks
Parks and playgrounds	11,595.00
Other recreational services	26,350.00
Education (excl. school districts)	
Libraries	31,865.00
Other educational services	1,500.00
Statutory Expenditures	
.....	41,485.00
Unclassified Purposes	
.....	1,500.00
Total Municipal Functions	\$756,747.50
Per Capita—Municipal Functions	
.....	\$71.32
Capital Improvements	
.....	92,215.00
Debt Service	
Principal payments ..	\$5,000.00
Interest payments ..	11,000.00
Per Capita—Debt Service	
.....	\$151
Deferred Charges	
.....	13,462.08
Total Municipal Expenditures	\$878,424.58
Required Payments for Local School, County, and Special District Taxes	
.....	2,086,720.21
TOTAL EXPENDITURES	\$2,965,144.79
Reserve for Uncollected Taxes...	
.....	\$75,869.42
GRAND TOTAL	\$3,041,014.21

REVENUES REALIZED IN 1967

Surplus revenue appropriated	\$115,000.00
Miscellaneous revenues realized ..	357,745.59
State aid revenues realized	26,407.00
Delinquent tax and lien collections ..	60,673.80
Current tax collections	2,506,721.79
Emergency borrowings

TOTAL REVENUES \$3,066,548.18

CAPITAL OUTLAY (BY ORDINANCE) 1967

Beaches and boardwalks
Buildings and equipment	\$67,700.32
Parks and playgrounds	1,834.18
Sanitary sewers	2,522,628.41
Streets and roads	858.85
Water supply
Other purposes	158.79
	\$2,593,180.55

TAXES

Local school taxes	\$1,812,609.30
County taxes	274,110.91
Special district taxes
	\$2,086,720.21
Local purpose taxes	460,387.00
Veteran and senior citizen tax ...	75,370.00
Total tax levy (for rate purposes)	\$2,622,477.21
Per Capita Total Tax Levy ...	
.....	\$247.17
General tax rate	
Adjusted business personalty tax rate	9.33
Adjusted general tax rate	3.61
Current Taxes	
1967 taxes levied (total)	\$2,557,807.70
Collected in 1967	2,506,721.79
Per cent of levy col-lected	98.00
Transferred to liens	792.42
Adjustments	303.91
Balance December 31, 1967	\$49,989.58
All Prior Years Taxes Outstanding	
Balance January 1, 1967	\$56,126.30
Collected in 1967	57,497.33
Adjustments	+1,927.00
Balance December 31, 1967	\$555.97
Tax Title Liens Outstanding	
Balance January 1, 1967	\$9,546.86
Redeemed by cash	3,176.47
Adjustments	-5,372.83
Balance December 31, 1967	\$997.56
Property Acquired by Deed or Foreclosure	
Balance January 1, 1967	\$11,805.00
Sale for cash	3,176.47
Adjustments	+18,000.00
Balance December 31, 1967	\$29,805.00

CAPITAL DEBT, DECEMBER 31, 1967

Authorized—Issued and Unissued

	Gross Debt	Net Debt
School debt	\$2,718,121.00
Self-liquidating debt
Other capital debt	4,424,092.00	\$4,424,092.00
	\$7,142,213.00	\$4,244,092.00
Per Cent	9.16	5.44
Per Capita	\$673.14	\$400.00

Issued and Outstanding

School debt	\$2,718,121.00
Self-liquidating debt
Other capital debt	4,320,000.00
	\$7,038,121.00

Equalized Valuation Basis \$77,890,389.00

CURRENT FINANCES DECEMBER 31, 1967

Cash	\$711,424.47
Taxes receivable	50,545.55
Tax title liens	997.56
Foreclosed property	29,805.00
Other receivables	3,021.60
Emergencies and deferred charges ..	57,000.00
State road aid receivable	26,407.00
	\$879,201.18
Cash liabilities	\$517,306.77
Reserves for receivables	84,369.71
Surplus revenue	277,524.70
	\$879,201.18

HILLSIDE TOWNSHIP—UNION COUNTY

Population U. S. Census, 1960—22,304
Estimated Population, 1967—23,490

Land Area 2.70 sq. mi.

Net Valuation Taxable \$80,221,000
Equalized Valuation \$206,585,239

EXPENDITURES FOR 1967

General Government	
Administrative and executive	\$271,363.00
Assessment and collection of taxes	60,689.00
Financial administration	23,817.00
Public Safety	
Fire protection	616,196.00
Police protection	744,788.00
Other protection	21,097.00
Civil defense and disaster control	4,280.00
Streets and Roads	
Repairs and maintenance	161,313.00
Street lighting	58,000.00
Sanitation	
Street cleaning	136,800.00
Garbage and trash removal	49,275.00
Sanitary sewers	136,800.00
Health and Welfare	
Health services	49,244.00
Welfare—public assistance	15,784.00
Hospitals	
Recreation	
Beaches and boardwalks	
Parks and playgrounds	52,294.00
Other recreational services	
Education (excl. school districts)	
Libraries	92,411.37
Other educational services	2,022.00
Statutory Expenditures	224,716.08
Unclassified Purposes	1,000.00
Total Municipal Functions	\$2,585,089.45
Per Capita—Municipal Functions	\$110.05
Capital Improvements	45,400.90
Debt Service	122,651.00
Principal payments	\$106,535.00
Interest payments	16,116.00
Per Capita—Debt Service	\$5.22
Deferred Charges	3,940.00
Total Municipal Expenditures	\$2,737,080.45
Required Payments for Local School, County, and Special District Taxes	
	2,993,252.08
TOTAL EXPENDITURES	\$5,750,332.53
Reserve for Uncollected Taxes...	\$192,153.07
GRAND TOTAL	\$5,942,485.60

REVENUES REALIZED IN 1967

Surplus revenue appropriated	\$190,880.00
Miscellaneous revenues realized	449,137.82
State aid revenues realized	61,560.97
Delinquent tax and lien collections	98,580.67
Current tax collections	5,131,969.33
Emergency borrowings	
TOTAL REVENUES	\$5,932,128.79

CAPITAL OUTLAY (BY ORDINANCE) 1967

Beaches and boardwalks	
Buildings and equipment	\$95,083.89
Parks and playgrounds	
Sanitary sewers	
Streets and roads	11,178.47
Water supply	
Other purposes	
	\$106,262.36

TAXES

Local school taxes	\$2,272,354.51
County taxes	720,897.57
Special district taxes	
	\$2,993,252.08
Local purpose taxes	2,185,971.71
Veteran and senior citizen tax	135,390.00
Total tax levy (for rate purposes)	\$5,314,613.79
Per Capita Total Tax Levy	
General tax rate	
Adjusted business personalty tax rate	11.44
Adjusted general tax rate	6.17
Current Taxes	
1967 taxes levied (total)	\$5,204,437.69
Collected in 1967	5,131,969.33
Per cent of levy collected	98.60
Transferred to liens	546.05
Adjustments	4,396.98
Balance December 31, 1967	\$67,615.33
All Prior Years Taxes Outstanding	
Balance January 1, 1967	\$126,271.15
Collected in 1967	98,580.67
Adjustments	—781.94
Balance December 31, 1967	\$26,908.54
Tax Title Liens Outstanding	
Balance January 1, 1967	\$536.92
Redeemed by cash	
Adjustments	+1,125.47
Balance December 31, 1967	\$1,662.39
Property Acquired by Deed or Foreclosure	
Balance January 1, 1967	\$3,290.00
Sale for cash	
Adjustments	
Balance December 31, 1967	\$3,290.00

CAPITAL DEBT, DECEMBER 31, 1967

Authorized—Issued and Unissued	
Gross Debt	Net Debt
School debt	\$1,542,900.00
Self-liquidating debt	263,000.00
Other capital debt	688,580.00
	\$2,494,480.00
Per Cent	1.38
Per Capita	\$106.19
Issued and Outstanding	
School debt	\$1,542,900.00
Self-liquidating debt	263,000.00
Other capital debt	511,400.00
	\$2,316,300.00

Equalized Valuation Basis \$179,832,167.00

CURRENT FINANCES DECEMBER 31, 1967

Cash	\$234,525.05
Taxes receivable	94,523.87
Tax title liens	1,662.39
Foreclosed property	3,290.00
Other receivables	5,814.40
Emergencies and deferred charges	19,940.00
State road aid receivable	40,177.00
	\$399,932.71
Cash liabilities	\$113,875.47
Reserves for receivables	105,290.66
Surplus revenue	180,766.58
	\$399,932.71

HI-NELLA BOROUGH—CAMDEN COUNTY

Population U. S. Census, 1960—474
Estimated Population, 1967—700

Land Area 0.22 sq. mi.

Net Valuation Taxable \$1,462,190
Equalized Valuation \$2,937,556

EXPENDITURES FOR 1967

General Government

Administrative and executive	\$4,363.00
Assessment and collection of taxes	1,160.00
Financial administration	800.00

Public Safety

Fire protection	2,050.00
Police protection	2,615.00
Other protection	675.00
Civil defense and disaster control	50.00

Streets and Roads

Repairs and maintenance	2,165.11
Street lighting	788.89

Sanitation

Street cleaning
Garbage and trash removal	2,500.00
Sanitary sewers	5,185.00

Health and Welfare

Health services	27.00
Welfare—public assistance
Hospitals

Recreation

Benches and boardwalks
Parks and playgrounds	600.00
Other recreational services

Education (excl. school districts)

Libraries	50.00
Other educational services

Statutory Expenditures

.....	250.00
-------	--------

Unclassified Purposes

.....
-------	-------

Total Municipal Functions \$23,279.00

Per Capita—Municipal Functions

.....	\$33.26
-------	---------

Capital Improvements

.....	2,916.67
-------	----------

Debt Service

.....	4,596.00
-------	----------

Principal payments \$3,000.00

Interest payments 1,596.00

Per Capita—Debt Service

.....	\$6.57
-------	--------

Deferred Charges

.....	240.00
-------	--------

Total Municipal Expenditures \$31,031.67

Required Payments for Local

School, County, and Special
-----------------------------	-------

District Taxes 69,690.39

TOTAL EXPENDITURES \$100,722.06

Reserve for Uncollected Taxes...

.....	\$15,268.33
-------	-------------

GRAND TOTAL \$115,990.39

REVENUES REALIZED IN 1967

Surplus revenue appropriated	\$12,500.00
------------------------------------	-------------

Miscellaneous revenues realized 34,054.74

State aid revenues realized 3,924.00

Delinquent tax and lien collections 9,906.92

Current tax collections 70,266.96

Emergency borrowings

TOTAL REVENUES \$130,652.62

CAPITAL OUTLAY (BY ORDINANCE) 1967

Beaches and boardwalks
------------------------------	-------

Buildings and equipment

Parks and playgrounds

Sanitary sewers

Streets and roads

Water supply

Other purposes

TAXES

Local school taxes	\$46,358.00
--------------------------	-------------

County taxes 23,332.39

Special district taxes

\$69,690.39

Local purpose taxes

4,300.00

Veteran and senior citizen tax

3,230.00

Total tax levy (for rate purposes) \$77,220.39

Per Capita Total Tax Levy ... \$110.31

General tax rate

Adjusted business personalty tax

rate 18.32

Adjusted general tax rate

5.12

Current Taxes

1967 taxes levied (total)

\$74,260.20

Collected in 1967

70,266.96

Per cent of levy col-

lected 94.62

Transferred to liens

20.48

Adjustments

Balance December 31, 1967

\$3,972.76

All Prior Years Taxes Outstanding

Balance January 1, 1967

\$10,230.02

Collected in 1967

9,906.92

Adjustments

Balance December 31, 1967

\$323.10

Tax Title Liens Outstanding

Balance January 1, 1967

\$600.72

Redeemed by cash

Adjustments

+20.48

Balance December 31, 1967

\$621.20

Property Acquired by Deed or

Foreclosure

Balance January 1, 1967

\$950.00

Sale for cash

Adjustments

Balance December 31, 1967

\$950.00

CAPITAL DEBT, DECEMBER 31, 1967

Authorized—Issued and Unissued

	Gross Debt	Net Debt
School debt
Self-liquidating debt
Other capital debt	\$58,000.00	\$58,000.00
	\$58,000.00	\$58,000.00

Per Cent

Per Capita

.....

.....

Issued and Outstanding

School debt
Self-liquidating debt
Other capital debt	\$39,000.00
	\$39,000.00

Equalized Valuation Basis \$2,046,745.00

CURRENT FINANCES DECEMBER 31, 1967

Cash

Taxes receivable

Tax title liens

Foreclosed property

Other receivables

Emergencies and deferred charges ..

State road aid receivable

\$48,802.60

Cash liabilities

Reserves for receivables

Surplus revenue

\$48,802.60

HOBOKEN CITY—HUDSON COUNTY

Population U. S. Census, 1960—48,441
Estimated Population, 1967—46,190

Land Area 1.30 sq. mi.

Net Valuation Taxable \$71,882,402
Equalized Valuation \$114,468,740

EXPENDITURES FOR 1967

General Government	
Administrative and executive	\$775,543.35
Assessment and collection of taxes	93,450.00
Financial administration	85,900.00
Public Safety	
Fire protection	1,283,650.00
Police protection	1,340,188.00
Other protection	23,120.00
Civil defense and disaster control	3,300.00
Streets and Roads	
Repairs and maintenance	240,461.00
Street lighting	120,000.00
Sanitation	
Street cleaning	186,700.00
Garbage and trash removal	266,385.00
Sanitary sewers	20,490.00
Health and Welfare	
Health services	177,962.00
Welfare—public assistance	551,825.00
Hospitals	
Recreation	
Beaches and boardwalks	
Parks and playgrounds	213,473.00
Other recreational services	
Education (excl. school districts)	
Libraries	77,075.00
Other educational services	17,500.00
Statutory Expenditures	554,244.07
Unclassified Purposes	5,000.00
Total Municipal Functions	<u>\$6,036,266.42</u>
Per Capita—Municipal Functions	\$130.68
Capital Improvements	198,300.00
Debt Service	*502,784.25
Principal payments . . . \$277,000.00	
Interest payments . . . 225,784.25	
Per Capita—Debt Service	
Deferred Charges	169,425.92
Total Municipal Expenditures	<u>\$6,906,776.59</u>
Required Payments for Local School, County, and Special District Taxes	
	3,898,869.96
TOTAL EXPENDITURES	\$10,805,646.55
Reserve for Uncollected Taxes...	\$845,336.12
GRAND TOTAL	\$11,650,982.67

REVENUES REALIZED IN 1967

Surplus revenue appropriated	\$680,000.00
Miscellaneous revenues realized ..	1,454,698.54
State aid revenues realized	973,415.65
Delinquent tax and lien collections ..	623,945.08
Current tax collections	6,949,183.57
Emergency borrowings	
TOTAL REVENUES	\$10,681,242.84

CAPITAL OUTLAY (BY ORDINANCE) 1967

Beaches and boardwalks	
Buildings and equipment	\$2,050.00
Parks and playgrounds	
Sanitary sewers	
Streets and roads	
Water supply	
Other purposes	
	\$2,050.00

TAXES

Local school taxes	\$3,091,682.80
County taxes	1,253,734.91
Special district taxes
	<hr/>
Local purpose taxes	\$4,345,417.71
Veteran and senior citizen tax ...	3,466,760.58
	48,530.00
Total tax levy (for rate purposes)	<hr/>
	<hr/>
Per Capita Total Tax Levy ...	\$170.18
General tax rate
Adjusted business personalty tax rate	11.031
Adjusted general tax rate	10.897
Current Taxes	
1967 taxes levied (total)	\$7,822,563.11
Collected in 1967	6,949,183.57
Per cent of levy collected	88.83
Transferred to liens	199,485.01
Adjustments	13,858.71
Balance December 31, 1967	\$660,035.82
	<hr/>
All Prior Years Taxes Outstanding	
Balance January 1, 1967	\$1,006,422.35
Collected in 1967	559,865.03
Adjustments	—16,666.67
Balance December 31, 1967	\$429,890.65
	<hr/>
Tax Title Liens Outstanding	
Balance January 1, 1967	\$697,514.99
Redeemed by cash	64,080.05
Adjustments	+220,963.00
Balance December 31, 1967	\$854,397.94
	<hr/>
Property Acquired by Deed or Foreclosure	
Balance January 1, 1967	\$1,206,925.00
Sale for cash	40,575.00
Adjustments	—1,425.00
Balance December 31, 1967	\$1,164,925.00

CAPITAL DEBT, DECEMBER 31, 1967

Authorized—Issued and Unissued		
	Gross Debt	Net Debt
School debt	\$5,661,000.00	\$1,534,050.00
Self-liquidating debt	8,342,000.00	1,665,450.00
Other capital debt ...	410,500.00	410,000.00
	\$14,413,500.00	\$3,609,500.00
Per Cent	1.39	3.49
Per Capita	\$312.05	\$78.14

Issued and Outstanding

School debt	\$5,661,000.00
Self-liquidating debt	8,342,000.00
Other capital debt	410,500.00
	\$14,413,500.00

Equalized Valuation Basis \$103,173,748.00

CURRENT FINANCES DECEMBER 31, 1967

Cash	\$854,938.14
Taxes receivable	1,089,926.47
Tax title liens	854,397.94
Foreclosed property	1,164,925.00
Other receivables	20,066.83
Emergencies and deferred charges ..	197,199.21
State road aid receivable	137,130.54
	\$4,318,584.13
Cash liabilities	\$1,129,717.19
Reserves for receivables	3,129,316.24
Surplus revenue	59,550.70
	\$4,318,584.13

* Includes \$446,547.75 Chapter VI School Debt Service.

HO-HO-KUS BOROUGH—BERGEN COUNTY

Population U. S. Census, 1960—3,988
Estimated Population, 1967—4,480

Land Area 1.80 sq. mi.

Net Valuation Taxable \$47,855,371
Equalized Valuation \$50,248,896

EXPENDITURES FOR 1967

General Government	
Administrative and executive	\$55,203.07
Assessment and collection of taxes	8,230.00
Financial administration	2,600.00
Public Safety	
Fire protection	14,910.00
Police protection	100,245.00
Other protection	2,950.00
Civil defense and disaster control	200.00
Streets and Roads	
Repairs and maintenance	49,817.28
Street lighting	7,400.00
Sanitation	
Street cleaning
Garbage and trash removal
Sanitary sewers
Health and Welfare	
Health services	8,200.00
Welfare—public assistance	200.00
Hospitals
Recreation	
Benches and boardwalks
Parks and playgrounds
Other recreational services	700.00
Education (excl. school districts)	
Libraries	12,100.00
Other educational services
Statutory Expenditures	15,640.65
Unclassified Purposes	2,000.00
Total Municipal Functions	\$280,396.00
Per Capita—Municipal Functions	\$62.59
Capital Improvements	10,000.00
Debt Service	14,210.00
Principal payments	\$10,000.00
Interest payments	4,210.00
Per Capita—Debt Service	\$3.17
Deferred Charges	43,505.74
Total Municipal Expenditures	\$348,111.74
Required Payments for Local School, County, and Special District Taxes	949,453.43
TOTAL EXPENDITURES	\$1,297,565.17
Reserve for Uncollected Taxes	\$32,937.54
GRAND TOTAL	\$1,330,502.71

REVENUES REALIZED IN 1967

Surplus revenue appropriated	\$75,000.00
Miscellaneous revenues realized ..	98,938.86
State aid revenues realized	2,805.00
Delinquent tax and lien collections ..	11,148.05
Current tax collections	1,155,913.15
Emergency borrowings
TOTAL REVENUES	\$1,343,805.06

CAPITAL OUTLAY (BY ORDINANCE) 1967

Beaches and boardwalks
Buildings and equipment	\$50.00
Parks and playgrounds
Sanitary sewers	461.96
Streets and roads
Water supply	970.12
Other purposes
.....	\$1,482.08

TAXES

Local school taxes	\$780,033.00
County taxes	169,420.43
Special district taxes
.....	\$949,453.43
Local purpose taxes	210,713.28
Veteran and senior citizen tax ...	26,820.00
Total tax levy (for rate purposes)	\$1,186,991.71
Per Capita Total Tax Levy ...	\$264.95
General tax rate
Adjusted business personalty tax rate	6.91
Adjusted general tax rate	2.42
Current Taxes	
1967 taxes levied (total)	\$1,173,887.01
Collected in 1967	1,155,913.15
Per cent of levy col-lected	98.46
Transferred to liens
Adjustments
Balance December 31, 1967	\$17,973.86
All Prior Years Taxes Outstanding	
Balance January 1, 1967	\$12,536.15
Collected in 1967	11,148.05
Adjustments
Balance December 31, 1967	\$1,388.10
Tax Title Liens Outstanding	
Balance January 1, 1967	\$550.67
Redeemed by cash
Adjustments
Balance December 31, 1967	\$550.67
Property Acquired by Deed or Foreclosure	
Balance January 1, 1967
Sale for cash
Adjustments
Balance December 31, 1967

CAPITAL DEBT, DECEMBER 31, 1967

Authorized—Issued and Unissued

	Gross Debt	Net Debt
School debt	\$295,000.00
Self-liquidating debt ..	155,000.00
Other capital debt	1,898,000.00	\$1,898,000.00
.....	\$2,348,000.00	\$1,898,000.00
Per Cent	4.76	3.85
Per Capita	\$524.11	\$423.66

Issued and Outstanding

School debt	\$170,000.00
Self-liquidating debt	106,000.00
Other capital debt	120,000.00
.....	\$396,000.00

Equalized Valuation Basis \$40,264,348.00

CURRENT FINANCES DECEMBER 31, 1967

Cash	\$173,446.84
Taxes receivable	19,361.96
Tax title liens	550.67
Foreclosed property
Other receivables	1,874.57
Emergencies and deferred charges ..	13,405.32
State road aid receivable	8,493.00
.....	\$217,132.36
Cash liabilities	\$57,249.40
Reserves for receivables	21,787.20
Surplus revenue	138,095.76
.....	\$217,132.36

HOLLAND TOWNSHIP—HUNTERDON COUNTY

Population U. S. Census, 1960—2,495
Estimated Population, 1967—3,420

Land Area 22.70 sq. mi.

Net Valuation Taxable \$27,743,825
Equalized Valuation \$37,676,563

EXPENDITURES FOR 1967

General Government		
Administrative and executive	\$21,684.69	
Assessment and collection of taxes	5,450.00	
Financial administration	2,100.00	
Public Safety		
Fire protection	4,950.00	
Police protection	20,661.87	
Other protection	1,550.00	
Civil defense and disaster control		
Streets and Roads		
Repairs and maintenance	120,870.29	
Street lighting	4,000.00	
Sanitation		
Street cleaning		
Garbage and trash removal		
Sanitary sewers		
Health and Welfare		
Health services	6,020.00	
Welfare—public assistance	1,950.00	
Hospitals	500.00	
Recreation		
Beaches and boardwalks		
Parks and playgrounds	1,000.00	
Other recreational services		
Education (excl. school districts)		
Libraries	1,208.45	
Other educational services		
Statutory Expenditures		
	2,000.00	
Unclassified Purposes		
	100.00	
Total Municipal Functions	\$194,145.30	
Per Capita—Municipal Functions		
	\$56.77	
Capital Improvements		
	178,778.00	
Debt Service		
Principal payments		
Interest payments		
Per Capita—Debt Service		
Deferred Charges		
	575,007.87	
Total Municipal Expenditures	\$947,931.17	
Required Payments for Local School, County, and Special District Taxes		
	380,196.50	
TOTAL EXPENDITURES	\$1,328,127.67	
Reserve for Uncollected Taxes...		
	\$37,031.10	
GRAND TOTAL	\$1,365,158.77	

REVENUES REALIZED IN 1967

Surplus revenue appropriated	\$630,000.00
Miscellaneous revenues realized ..	609,838.77
State aid revenues realized	26,617.00
Delinquent tax and lien collections ..	13,086.23
Current tax collections	348,171.76
Emergency borrowings	

TOTAL REVENUES \$1,632,713.76

CAPITAL OUTLAY (BY ORDINANCE) 1967

Beaches and boardwalks	\$27,395.45
Buildings and equipment	
Parks and playgrounds	
Sanitary sewers	123,604.48
Streets and roads	
Water supply	
Other purposes	
	\$150,999.93

TAXES

Local school taxes	\$224,181.27
County taxes	156,015.23
Special district taxes	
	\$380,196.50
Local purpose taxes	
Veteran and senior citizen tax ...	22,250.00
Total tax levy (for rate purposes)	\$402,446.50
Per Capita Total Tax Levy ...	
	\$117.67
General tax rate	
Adjusted business personality tax rate	2.13
Adjusted general tax rate	1.41
Current Taxes	
1967 taxes levied (total)	\$385,298.13
Collected in 1967	348,171.76
Per cent of levy collected	90.36
Transferred to liens	58.52
Adjustments	512.04
Balance December 31, 1967	\$36,555.81
All Prior Years Taxes Outstanding	
Balance January 1, 1967	\$18,625.80
Collected in 1967	18,076.22
Adjustments	-273.71
Balance December 31, 1967	\$275.87
Tax Title Liens Outstanding	
Balance January 1, 1967	\$258.41
Redeemed by cash	10.01
Adjustments	+261.78
Balance December 31, 1967	\$510.18
Property Acquired by Deed or Foreclosure	
Balance January 1, 1967	
Sale for cash	
Adjustments	
Balance December 31, 1967	

CAPITAL DEBT, DECEMBER 31, 1967

Authorized—Issued and Unissued		
	Gross Debt	Net Debt
School debt	\$495,373.00	
Self-liquidating debt		
Other capital debt		
	\$495,373.00	
Per Cent	1.55	
Per Capita	\$144.85	
Issued and Outstanding		
School debt	\$495,373.00	
Self-liquidating debt		
Other capital debt		
	\$495,373.00	
Equalized Valuation Basis \$31,917,772.00		
CURRENT FINANCES DECEMBER 31, 1967		
Cash	\$629,652.49	
Taxes receivable	36,831.68	
Tax title liens	510.18	
Foreclosed property		
Other receivables		
Emergencies and deferred charges ..	69,209.91	
State road aid receivable	14,299.00	
	\$750,503.26	
Cash liabilities	\$112,853.39	
Reserves for receivables	37,341.86	
Surplus revenue	600,308.01	
	\$750,503.26	

HOLMDEL TOWNSHIP—MONMOUTH COUNTY

Population U. S. Census, 1960—2,959
Estimated Population, 1967—4,680

Land Area 17.90 sq. mi.

Net Valuation Taxable \$94,426,663
Equalized Valuation \$95,989,966

EXPENDITURES FOR 1967

General Government	
Administrative and executive	\$86,520.00
Assessment and collection of taxes	25,370.00
Financial administration	5,700.00
Public Safety	
Fire protection	46,600.00
Police protection	61,197.00
Other protection	9,455.00
Civil defense and disaster control	400.00
Streets and Roads	
Repairs and maintenance	141,275.00
Street lighting	10,000.00
Sanitation	
Street cleaning
Garbage and trash removal	2,640.00
Sanitary sewers	1,000.00
Health and Welfare	
Health services	6,500.00
Welfare—public assistance	1,770.00
Hospitals
Recreation	
Beaches and boardwalks
Parks and playgrounds	7,525.00
Other recreational services
Education (excl. school districts)	
Libraries	7,280.00
Other educational services	100.00
Statutory Expenditures	
.....	10,258.00
Unclassified Purposes	
.....	2,000.00
Total Municipal Functions	\$425,590.00

Per Capita—Municipal Functions	\$90.94
Capital Improvements	82,600.00
Debt Service	88,079.00
Principal payments ..	\$75,000.00
Interest payments ..	13,079.00
Per Capita—Debt Service	\$18.82
Deferred Charges	11,000.00
Total Municipal Expenditures	\$607,269.00
Required Payments for Local School, County, and Special District Taxes	
.....	1,804,649.10
TOTAL EXPENDITURES	\$2,411,918.10
Reserve for Uncollected Taxes...	\$100,666.15
GRAND TOTAL	\$2,512,584.25

REVENUES REALIZED IN 1967

Surplus revenue appropriated	\$185,000.00
Miscellaneous revenues realized ..	221,543.03
State aid revenues realized	20,937.00
Delinquent tax and lien collections ..	51,730.51
Current tax collections	2,052,480.39
Emergency borrowings

TOTAL REVENUES \$2,531,690.93

CAPITAL OUTLAY (BY ORDINANCE) 1967

Beaches and boardwalks
Buildings and equipment	\$9,925.00
Parks and playgrounds
Sanitary sewers	413,714.85
Streets and roads
Water supply	12,095.10
Other purposes
	\$435,734.95

TAXES

Local school taxes	\$1,253,671.00
County taxes	550,978.10
Special district taxes
	\$1,804,649.10
Local purpose taxes	304,998.15
Veteran and senior citizen tax ...	26,780.00
Total tax levy (for rate purposes)	\$2,136,427.25
Per Capita Total Tax Levy ...	
General tax rate	2.261
Adjusted business personalty tax rate
Adjusted general tax rate
Current Taxes	
1967 taxes levied (total)	\$2,134,228.88
Collected in 1967	2,052,480.39
Per cent of levy collected	96.16
Transferred to liens
Adjustments
Balance December 31, 1967	\$81,748.49
All Prior Years Taxes Outstanding	
Balance January 1, 1967	\$65,738.31
Collected in 1967	48,874.44
Adjustments
Balance December 31, 1967	\$16,863.87
Tax Title Liens Outstanding	
Balance January 1, 1967	\$6,603.07
Revoluted by cash	2,856.07
Adjustments
Balance December 31, 1967	\$3,747.00

Property Acquired by Deed or Foreclosure	
Balance January 1, 1967
Sale for cash
Adjustments
Balance December 31, 1967

CAPITAL DEBT, DECEMBER 31, 1967

Authorized—Issued and Unissued	
Gross Debt	Net Debt
School debt	\$4,124,000.00
Self-liquidating debt ..	1,858,044.00
Other capital debt	1,114,117.00
	\$5,238,117.00
Per Cent	6.93
Per Capita	\$1,119.26
	\$635.08

Issued and Outstanding

School debt	\$4,124,000.00
Self-liquidating debt
Other capital debt	1,076,000.00
	\$5,200,000.00

Equalized Valuation Basis \$75,531,875.00

CURRENT FINANCES DECEMBER 31, 1967

Cash	\$741,627.44
Taxes receivable	98,612.36
Tax title liens	3,747.00
Foreclosed property
Other receivables
Emergencies and deferred charges ..	12,000.00
State road aid receivable	40,464.23
	\$896,451.03
Cash liabilities	\$606,719.79
Reserves for receivables	102,359.38
Surplus revenue	187,371.88
	\$896,451.03

HOPATCONG BOROUGH—SUSSEX COUNTY

Population U. S. Census, 1960—3,391
Estimated Population, 1967—4,550

Land Area 10.80 sq. mi.

Net Valuation Taxable \$45,136,267
Equalized Valuation \$61,014,354

EXPENDITURES FOR 1967

General Government	
Administrative and executive	\$73,730.00
Assessment and collection of taxes	86,837.00
Financial administration	5,765.00
Public Safety	
Fire protection	11,650.00
Police protection	83,185.00
Other protection	14,060.00
Civil defense and disaster control	100.00
Streets and Roads	
Repairs and maintenance	104,600.00
Street lighting	7,000.00
Sanitation	
Street cleaning
Garbage and trash removal	48,800.00
Sanitary sewers
Health and Welfare	
Health services	16,175.00
Welfare—public assistance	6,120.00
Hospitals	1,000.00
Recreation	
Beaches and boardwalks
Parks and playgrounds	500.00
Other recreational services
Education (excl. school districts)	
Libraries
Other educational services	300.00
Statutory Expenditures	18,050.00
Unclassified Purposes
Total Municipal Functions	\$478,472.00

Per Capita—Municipal Functions	\$105.16
Capital Improvements	61,200.00
Debt Service	*27,250.00
Principal payments ..	\$25,000.00
Interest payments ..	2,250.00
Per Capita—Debt Service	\$5.99
Deferred Charges	12,318.00
Total Municipal Expenditures	\$579,240.00

Required Payments for Local School, County, and Special District Taxes	1,531,476.13
---	--------------

TOTAL EXPENDITURES \$2,110,716.13

Reserve for Uncollected Taxes...	\$162,291.56
GRAND TOTAL	\$2,273,007.69

REVENUES REALIZED IN 1967

Surplus revenue appropriated	\$169,000.00
Miscellaneous revenues realized ..	117,530.47
State aid revenues realized	26,506.50
Delinquent tax and lien collections ..	102,382.35
Current tax collections	1,737,967.01
Emergency borrowings

TOTAL REVENUES \$2,153,386.33

CAPITAL OUTLAY (BY ORDINANCE) 1967

Beaches and boardwalks
Buildings and equipment
Parks and playgrounds	\$332.50
Sanitary sewers
Streets and roads
Water supply
Other purposes
Total	\$332.50

TAXES

Local school taxes	\$1,172,541.86
County taxes	386,184.27
Special district taxes
Total	\$1,558,726.13
Local purpose taxes	286,643.56
Veteran and senior citizen tax ...	33,760.00
Total tax levy (for rate purposes)	\$1,879,129.69

Per Capita Total Tax Levy ... \$413.00

General tax rate
Adjusted business personality tax rate	4.758
Adjusted general tax rate	4.158

Current Taxes

1967 taxes levied (total)	\$1,899,550.71
Collected in 1967	1,737,967.01
Per cent of levy col- lected	91.49
Transferred to liens	15,912.91
Adjustments	5,677.71
Balance December 31, 1967	\$139,993.08

All Prior Years Taxes Outstanding

Balance January 1, 1967	\$103,294.57
Collected in 1967	95,795.47
Adjustments	-4,816.33
Balance December 31, 1967	\$2,682.72

Tax Title Liens Outstanding

Balance January 1, 1967	\$84,191.74
Redeemed by cash	6,586.88
Adjustments	+19,889.89
Balance December 31, 1967	\$97,494.75

Property Acquired by Deed or Foreclosure

Balance January 1, 1967	\$14,558.72
Sale for cash	150.00
Adjustments	+150.00
Balance December 31, 1967	\$14,558.72

CAPITAL DEBT, DECEMBER 31, 1967

Authorized—Issued and Unissued

	Gross Debt	Net Debt
School debt	\$3,860,000.00	\$1,652,337.00
Self-liquidating debt
Other capital debt
	\$3,860,000.00	\$1,652,337.00
Per Cent	6.99	2.99
Per Capita	\$848.35	\$363.15

Issued and Outstanding

School debt	\$874,000.00
Self-liquidating debt
Other capital debt
Total	\$874,000.00

Equalized Valuation Basis \$55,191,583.00

CURRENT FINANCES DECEMBER 31, 1967

Cash	\$636,611.81
Taxes receivable	142,675.80
Tax title liens	97,494.75
Foreclosed property	14,558.72
Other receivables
Emergencies and deferred charges ..	37,271.00
State road aid receivable	59,251.00
Total	\$987,863.08
Cash liabilities	\$193,433.66
Reserves for receivables	254,729.27
Surplus revenue	539,700.15
Total	\$987,863.08

HOPE TOWNSHIP—WARREN COUNTY

Population U. S. Census, 1960—S33
Estimated Population, 1967—1,000

Land Area 18.80 sq. mi.

Net Valuation Taxable \$6,620,638
Equalized Valuation \$7,793,950

EXPENDITURES FOR 1967

General Government	
Administrative and executive	\$6,500.00
Assessment and collection of taxes	2,350.00
Financial administration	925.00
Public Safety	
Fire protection	1,500.00
Police protection	250.00
Other protection	200.00
Civil defense and disaster control	200.00
Streets and Roads	
Repairs and maintenance	30,925.00
Street lighting	1,000.00
Sanitation	
Street cleaning
Garbage and trash removal
Sanitary sewers
Health and Welfare	
Health services	850.00
Welfare—public assistance
Hospitals
Recreation	
Beaches and boardwalks
Parks and playgrounds	50.00
Other recreational services	500.00
Education (excl. school districts)	
Libraries
Other educational services
Statutory Expenditures	600.00
Unclassified Purposes
Total Municipal Functions	\$45,850.00
Per Capita—Municipal Functions	\$45.85
Capital Improvements	8,000.00
Debt Service	
Principal payments
Interest payments
Per Capita—Debt Service	
Deferred Charges
Total Municipal Expenditures	\$53,850.00
Required Payments for Local School, County, and Special District Taxes	
	190,782.18
TOTAL EXPENDITURES	\$244,632.18
Reserve for Uncollected Taxes..	\$14,905.00
GRAND TOTAL	\$259,537.18

REVENUES REALIZED IN 1967

Surplus revenue appropriated	\$11,409.00
Miscellaneous revenues realized	19,632.95
State aid revenues realized	13,796.00
Delinquent tax and lien collections ..	10,415.98
Current tax collections	188,750.40
Emergency borrowings
TOTAL REVENUES	\$244,004.33

CAPITAL OUTLAY (BY ORDINANCE) 1967

Beaches and boardwalks
Buildings and equipment
Parks and playgrounds
Sanitary sewers
Streets and roads
Water supply
Other purposes

TAXES

Local school taxes	\$138,445.00
County taxes	52,337.18
Special district taxes
	\$190,782.18
Local purpose taxes	17,000.00
Veteran and senior citizen tax ...	6,710.00
Total tax levy (for rate purposes)	\$214,492.18
Per Capita Total Tax Levy	
General tax rate
Adjusted business personalty tax rate	5.83
Adjusted general tax rate	3.18
Current Taxes	
1967 taxes levied (total)	\$208,360.34
Collected in 1967	188,750.40
Per cent of levy collected	90.58
Transferred to liens
Adjustments	384.02
Balance December 31, 1967	\$19,225.92
All Prior Years Taxes Outstanding	
Balance January 1, 1967	\$11,170.70
Collected in 1967	10,415.98
Adjustments	—294.56
Balance December 31, 1967	\$460.16
Tax Title Liens Outstanding	
Balance January 1, 1967
Redeemed by cash
Adjustments
Balance December 31, 1967
Property Acquired by Deed or Foreclosure	
Balance January 1, 1967
Sale for cash
Adjustments
Balance December 31, 1967

CAPITAL DEBT, DECEMBER 31, 1967

Authorized—Issued and Unissued

	Gross Debt	Net Debt
School debt	\$275,000.00	\$34,422.00
Self-liquidating debt
Other capital debt
	\$275,000.00	\$34,422.00
Per Cent	3.42	0.42
Per Capita	\$275.00	\$34.42

Issued and Outstanding

School debt
Self-liquidating debt
Other capital debt

Equalized Valuation Basis \$8,019,265.00

CURRENT FINANCES DECEMBER 31, 1967	
Cash	\$163,183.11
Taxes receivable	19,686.08
Tax title liens
Foreclosed property
Other receivables
Emergencies and deferred charges
State road aid receivable	32,114.00
	\$214,983.19
Cash liabilities	\$133,480.30
Reserves for receivables	19,686.08
Surplus revenue	61,816.81
	\$214,983.19

HOPEWELL BOROUGH—MERCER COUNTY

Population U. S. Census, 1960—1,928
Estimated Population, 1967—2,190

Land Area 0.75 sq. mi.

Net Valuation Taxable \$5,470,751
Equalized Valuation \$12,291,477

EXPENDITURES FOR 1967

General Government	
Administrative and executive	\$21,609.00
Assessment and collection of taxes ..	4,710.00
Financial administration	2,300.00
Public Safety	
Fire protection	4,200.00
Police protection	17,815.00
Other protection	50.00
Civil defense and disaster control ..	50.00
Streets and Roads	
Repairs and maintenance	17,550.00
Street lighting	5,000.00
Sanitation	
Street cleaning	11,450.00
Garbage and trash removal	500.00
Sanitary sewers	500.00
Health and Welfare	
Health services	510.00
Welfare—public assistance	495.00
Hospitals	1,800.00
Recreation	
Beaches and boardwalks	450.00
Parks and playgrounds	450.00
Other recreational services	450.00
Education (excl. school districts)	
Libraries	5,251.00
Other educational services	400.00
Statutory Expenditures	1,500.00
Unclassified Purposes	200.00
Total Municipal Functions	\$95,790.00
Per Capita—Municipal Functions	\$43.74
Capital Improvements	12,300.00
Debt Service	
Principal payments
Interest payments
Per Capita—Debt Service	
Deferred Charges	7,230.64
Total Municipal Expenditures	\$115,320.64
Required Payments for Local School, County, and Special District Taxes	
.....	329,850.50
TOTAL EXPENDITURES	\$445,171.14
Reserve for Uncollected Taxes...	\$22,556.00
GRAND TOTAL	\$467,727.14

REVENUES REALIZED IN 1967

Surplus revenue appropriated	\$20,000.00
Miscellaneous revenues realized ..	26,132.32
State aid revenues realized	17,797.00
Delinquent tax and lien collections ..	15,567.73
Current tax collections	377,383.05
Emergency borrowings

TOTAL REVENUES \$456,880.10

CAPITAL OUTLAY (BY ORDINANCE) 1967

Beaches and boardwalks
Buildings and equipment
Parks and playgrounds
Sanitary sewers
Streets and roads
Water supply	\$2,500.00
Other purposes	264.08
.....	\$2,764.08

TAXES

Local school taxes	\$235,446.65
County taxes	94,403.85
Special district taxes
.....	\$329,850.50
Local purpose taxes	60,914.64
Veteran and senior citizen tax ...	11,450.00
Total tax levy (for rate purposes) ..	\$402,215.14
Per Capita Total Tax Levy ...	
.....	\$183.66
General tax rate	7.31
Adjusted business personality tax rate
Adjusted general tax rate
Current Taxes	
1967 taxes levied (total)	\$392,365.30
Collected in 1967	377,383.05
Per cent of levy collected	96.18
Transferred to liens
Adjustments
Balance December 31, 1967	\$14,982.25
All Prior Years Taxes Outstanding	
Balance January 1, 1967	\$23,370.28
Collected in 1967	15,567.73
Adjustments
Balance December 31, 1967	\$7,802.55
Tax Title Liens Outstanding	
Balance January 1, 1967
Redeemed by cash
Adjustments
Balance December 31, 1967
Property Acquired by Deed or Foreclosure	
Balance January 1, 1967
Sale for cash
Adjustments
Balance December 31, 1967

CAPITAL DEBT, DECEMBER 31, 1967

Authorized—Issued and Unissued

	Gross Debt	Net Debt
School debt	\$400,527.00
Self-liquidating debt ..	36,000.00
Other capital debt	10,100.00	\$10,100.00
.....	\$446,627.00	\$10,100.00
Per Cent	3.88	0.08
Per Capita	\$203.94	\$4.61

Issued and Outstanding

School debt	\$328,294.00
Self-liquidating debt
Other capital debt
.....	\$328,294.00

Equalized Valuation Basis \$11,502,220.00

CURRENT FINANCES DECEMBER 31, 1967

Cash	\$53,084.07
Taxes receivable	22,784.80
Tax title liens
Foreclosed property
Other receivables	9,086.25
Emergencies and deferred charges ..	3,300.00
State road aid receivable	47,161.00
.....	\$135,416.12
Cash liabilities	\$54,981.36
Reserves for receivables	31,871.05
Surplus revenue	48,563.71
.....	\$135,416.12

HOPEWELL TOWNSHIP—CUMBERLAND COUNTY

Population U. S. Census, 1960—3,586
Estimated Population, 1967—4,280

Land Area 31.40 sq. mi.

Net Valuation Taxable \$6,906,033
Equalized Valuation \$17,460,372

EXPENDITURES FOR 1967

General Government	
Administrative and executive	\$14,073.17
Assessment and collection of taxes	7,229.94
Financial administration	2,013.28
Public Safety	
Fire protection	3,296.30
Police protection	1,315.95
Other protection	407.00
Civil defense and disaster control	150.00
Streets and Roads	
Repairs and maintenance	22,459.79
Street lighting	1,730.00
Sanitation	
Street cleaning
Garbage and trash removal
Sanitary sewers
Health and Welfare	
Health services	2,720.78
Welfare—public assistance	557.82
Hospitals
Recreation	
Beaches and boardwalks
Parks and playgrounds
Other recreational services
Education (excl. school districts)	
Libraries
Other educational services
Statutory Expenditures	1,066.76
Unclassified Purposes	500.00
Total Municipal Functions	\$57,521.79
Per Capita—Municipal Functions	\$13.44
Capital Improvements	39,100.00
Debt Service	
Principal payments
Interest payments
Per Capita—Debt Service	
Deferred Charges
Total Municipal Expenditures	\$96,621.79
Required Payments for Local School, County, and Special District Taxes	
.....	449,603.40
TOTAL EXPENDITURES	\$546,225.19
Reserve for Uncollected Taxes	\$49,445.00
GRAND TOTAL	\$595,670.19

REVENUES REALIZED IN 1967

Surplus revenue appropriated	\$45,341.00
Miscellaneous revenues realized	49,537.68
State aid revenues realized	33,789.00
Delinquent tax and lien collections	32,295.26
Current tax collections	420,575.69
Emergency borrowings
TOTAL REVENUES	\$581,538.63

CAPITAL OUTLAY (BY ORDINANCE) 1967

Beaches and boardwalks
Buildings and equipment	\$1,646.35
Parks and playgrounds
Sanitary sewers
Streets and roads	10,134.26
Water supply
Other purposes
.....
TOTAL	\$11,780.61

TAXES

Local school taxes	\$308,463.00
County taxes	141,140.40
Special district taxes
.....	\$449,603.40
Local purpose taxes
Veteran and senior citizen tax	17,020.00
Total tax levy (for rate purposes)	\$466,623.40
Per Capita Total Tax Levy	
.....	\$100.02
General tax rate
Adjusted business personalty tax rate	8.49
Adjusted general tax rate	6.70
Current Taxes	
1967 taxes levied (total)	\$456,543.10
Collected in 1967	420,575.69
Per cent of levy collected	92.12
Transferred to liens	3,039.10
Adjustments	1,432.90
Balance December 31, 1967	\$31,495.41
All Prior Years Taxes Outstanding	
Balance January 1, 1967	\$35,424.55
Collected in 1967	27,286.98
Adjustments	539.59
Balance December 31, 1967	\$7,237.98
Tax Title Liens Outstanding	
Balance January 1, 1967	\$9,168.77
Redeemed by cash	5,008.28
Adjustments	+3,029.72
Balance December 31, 1967	\$7,190.21
Property Acquired by Deed or Foreclosure	
Balance January 1, 1967	\$650.00
Sale for cash
Adjustments	+637.16
Balance December 31, 1967	\$1,287.16

CAPITAL DEBT, DECEMBER 31, 1967

Authorized—Issued and Unissued

	Gross Debt	Net Debt
School debt	\$622,000.00	\$121,975.00
Self-liquidating debt
Other capital debt
.....	\$622,000.00	\$121,975.00
Per Cent	3.73	0.73
Per Capita	\$145.33	\$28.50

Issued and Outstanding

School debt	\$622,000.00
Self-liquidating debt
Other capital debt
.....	\$622,000.00

Equalized Valuation Basis \$16,667,403.00

CURRENT FINANCES DECEMBER 31, 1967

Cash	\$165,574.81
Taxes receivable	38,733.39
Tax title liens	7,190.21
Foreclosed property	1,287.16
Other receivables	496.53
Emergencies and deferred charges ..	2,836.79
State road aid receivable	21,300.00
.....	\$237,418.89
Cash liabilities	\$7,967.73
Reserves for receivables	47,707.29
Surplus revenue	181,743.87
.....	\$237,418.89

HOPEWELL TOWNSHIP—MERCER COUNTY

Population U. S. Census, 1960—7,818
Estimated Population, 1967—10,020

Land Area 58.00 sq. mi.

Net Valuation Taxable \$31,988,700
Equalized Valuation \$76,967,764

EXPENDITURES FOR 1967

General Government	
Administrative and executive	\$72,400.00
Assessment and collection of taxes	24,214.34
Financial administration	4,150.00
Public Safety	
Fire protection	10,100.00
Police protection	27,400.00
Other protection	5,000.00
Civil defense and disaster control	500.00
Streets and Roads	
Repairs and maintenance	134,800.00
Street lighting	6,200.00
Sanitation	
Street cleaning
Garbage and trash removal	2,800.00
Sanitary sewers
Health and Welfare	
Health services	6,300.00
Welfare—public assistance	7,000.00
Hospitals
Recreation	
Benches and boardwalks
Parks and playgrounds
Other recreational services	2,277.25
Education (excl. school districts)	
Libraries
Other educational services
Statutory Expenditures	9,000.00
Unclassified Purposes	7,000.00
Total Municipal Functions	\$319,141.59
Per Capita—Municipal Functions	\$31.85
Capital Improvements	126,028.41
Debt Service	
Principal payments
Interest payments
Per Capita—Debt Service	
Deferred Charges	1,352.65
Total Municipal Expenditures	\$446,522.65
Required Payments for Local School, County, and Special District Taxes	
	1,964,187.24
TOTAL EXPENDITURES	\$2,410,709.89
Reserve for Uncollected Taxes	\$136,649.48
GRAND TOTAL	\$2,547,359.37

REVENUES REALIZED IN 1967

Surplus revenue appropriated	\$76,000.00
Miscellaneous revenues realized ..	216,794.14
State aid revenues realized	62,738.24
Delinquent tax and lien collections ..	91,692.58
Current tax collections	2,023,596.32
Emergency borrowings

TOTAL REVENUES \$2,470,821.33

CAPITAL OUTLAY (BY ORDINANCE) 1967

Beaches and boardwalks
Buildings and equipment	\$14,948.05
Parks and playgrounds
Sanitary sewers
Streets and roads
Water supply	1,162.00
Other purposes
	\$16,110.05

TAXES

Local school taxes	\$1,352,909.13
County taxes	611,278.11
Special district taxes
	\$1,964,187.24
Local purpose taxes	157,244.63
Veteran and senior citizen tax ...	54,160.00
Total tax levy (for rate purposes)	\$2,175,591.87
Per Capita Total Tax Levy	
General tax rate
Adjusted business personality tax rate	14.55
Adjusted general tax rate	6.48
Current Taxes	
1967 taxes levied (total)	\$2,135,005.44
Collected in 1967	2,023,596.32
Per cent of levy col-lected	94.78
Transferred to liens	2,872.48
Adjustments	1,931.42
Balance December 31, 1967	\$106,605.22
All Prior Years Taxes Outstanding	
Balance January 1, 1967	\$91,105.06
Collected in 1967	88,309.37
Adjustments	-2,489.36
Balance December 31, 1967	\$306.33
Tax Title Liens Outstanding	
Balance January 1, 1967	\$9,596.56
Redeemed by cash	3,383.21
Adjustments	-1,572.33
Balance December 31, 1967	\$4,641.02
Property Acquired by Deed or Foreclosure	
Balance January 1, 1967	\$400.00
Sale for cash
Adjustments	+11,850.00
Balance December 31, 1967	\$12,250.00

CAPITAL DEBT, DECEMBER 31, 1967

Authorized—Issued and Unissued

	Gross Debt	Net Debt
School debt	\$2,440,215.00
Self-liquidating debt
Other capital debt
	\$2,440,215.00
Per Cent	3.48
Per Capita	\$243.53

Issued and Outstanding

School debt	\$2,000,140.00
Self-liquidating debt
Other capital debt
	\$2,000,140.00

Equalized Valuation Basis \$70,077,532.00

CURRENT FINANCES DECEMBER 31, 1967

Cash	\$467,805.41
Taxes receivable	106,911.55
Tax title liens	4,641.02
Foreclosed property	12,250.00
Other receivables	14,730.75
Emergencies and deferred charges ..	59,962.69
State road aid receivable
	\$666,301.42
Cash liabilities	\$149,343.73
Reserves for receivables	138,533.32
Surplus revenue	378,424.37
	\$666,301.42

HOWELL TOWNSHIP—MONMOUTH COUNTY

Population U. S. Census, 1960—11,153
Estimated Population, 1967—16,650

Land Area 63.20 sq. mi.

Net Valuation Taxable \$81,282,217
Equalized Valuation \$82,063,712

EXPENDITURES FOR 1967

General Government	
Administrative and executive	\$101,498.64
Assessment and collection of taxes ..	32,651.17
Financial administration	5,662.29
Public Safety	
Fire protection	1,610.00
Police protection	31,767.51
Other protection	14,816.57
Civil defense and disaster control ..	766.40
Streets and Roads	
Repairs and maintenance	232,411.34
Street lighting	15,900.00
Sanitation	
Street cleaning
Garbage and trash removal	10,352.48
Sanitary sewers
Health and Welfare	
Health services	24,504.87
Welfare—public assistance	5,220.22
Hospitals
Recreation	
Beaches and boardwalks
Parks and playgrounds	3,987.90
Other recreational services	4,544.06
Education (excl. school districts)	
Libraries
Other educational services	500.00
Statutory Expenditures	21,083.55
Unclassified Purposes	500.00
Total Municipal Functions	\$507,777.00

Per Capita—Municipal Functions	\$30.50
Capital Improvements	94,500.00
Debt Service	
Principal payments
Interest payments
Per Capita—Debt Service	
Deferred Charges	15,354.15
Total Municipal Expenditures	\$617,631.15

Required Payments for Local School, County, and Special District Taxes	2,587,258.37
---	--------------

TOTAL EXPENDITURES \$3,204,889.52

Reserve for Uncollected Taxes...	\$265,541.85
GRAND TOTAL	\$3,470,431.37

REVENUES REALIZED IN 1967

Surplus revenue appropriated	\$280,087.00
Miscellaneous revenues realized ..	728,796.28
State aid revenues realized	71,119.00
Delinquent tax and lien collections ..	147,170.67
Current tax collections	2,465,220.04
Emergency borrowings
TOTAL REVENUES	\$3,692,392.99

CAPITAL OUTLAY (BY ORDINANCE) 1967

Beaches and boardwalks
Buildings and equipment	\$39,032.04
Parks and playgrounds
Sanitary sewers
Streets and roads
Water supply
Other purposes	26,838.27
	\$65,870.31

TAXES

Local school taxes	\$2,032,545.90
County taxes	470,757.47
Special district taxes	83,955.00
	\$2,587,258.37
Local purpose taxes
Veteran and senior citizen tax ..	93,135.00
Total tax levy (for rate purposes)	\$2,680,393.37

Per Capita Total Tax Levy ...	\$160.98
General tax rate	3.194
Adjusted business personality tax rate
Adjusted general tax rate

Current Taxes	
1967 taxes levied (total)	\$2,619,626.53
Collected in 1967	2,465,220.04
Per cent of levy collected	94.10
Transferred to liens	9,432.54
Adjustments	8,347.51
Balance December 31, 1967	\$136,626.44

All Prior Years Taxes Outstanding	
Balance January 1, 1967	\$146,362.42
Collected in 1967	124,935.49
Adjustments	—1,600.48
Balance December 31, 1967	\$19,826.45

Tax Title Liens Outstanding	
Balance January 1, 1967	\$123,130.30
Redeemed by cash	22,235.18
Adjustments	+14,796.95
Balance December 31, 1967	\$115,692.07

Property Acquired by Deed or Foreclosure	
Balance January 1, 1967
Sale for cash
Adjustments
Balance December 31, 1967

CAPITAL DEBT, DECEMBER 31, 1967

Authorized—Issued and Unissued

	Gross Debt	Net Debt
School debt	\$5,292,593.00	\$1,201,091.00
Self-liquidating debt
Other capital debt	132,450.00	132,450.00
	\$5,425,043.00	\$1,333,541.00
Per Cent	7.04	1.73
Per Capita	\$325.83	\$80.09

Issued and Outstanding

School debt	\$2,734,920.00
Self-liquidating debt
Other capital debt
	\$2,734,920.00

Equalized Valuation Basis \$77,030,292.00

CURRENT FINANCES DECEMBER 31, 1967

Cash	\$1,300,294.30
Taxes receivable	156,452.89
Tax title liens	115,692.07
Foreclosed property
Other receivables	136,891.48
Emergencies and deferred charges ..	767.00
State road aid receivable	62,705.90
	\$1,772,802.74
Cash liabilities	\$955,097.31
Reserves for receivables	409,076.44
Surplus revenue	408,668.99
	\$1,772,802.74

INDEPENDENCE TOWNSHIP—WARREN COUNTY

Population U. S. Census, 1960—1,509
Estimated Population, 1967—1,940

Land Area 19.10 sq. mi.

Net Valuation Taxable \$10,106,805
Equalized Valuation \$12,518,650

EXPENDITURES FOR 1967

General Government

Administrative and executive	\$11,894.00
Assessment and collection of taxes ..	4,637.00
Financial administration	1,250.00

Public Safety

Fire protection	3,000.00
Police protection	7,571.88
Other protection	650.00
Civil defense and disaster control ..	300.00

Streets and Roads

Repairs and maintenance	28,431.00
Street lighting	850.00

Sanitation

Street cleaning	1,775.00
Garbage and trash removal	1,775.00
Sanitary sewers

Health and Welfare

Health services	1,800.00
Welfare—public assistance	433.00
Hospitals

Recreation

Beaches and boardwalks
Parks and playgrounds
Other recreational services	200.00

Education (excl. school districts)

Libraries
Other educational services

Statutory Expenditures

3,143.66

Unclassified Purposes

100.00

Total Municipal Functions \$66,035.54

Per Capita—Municipal Functions

\$34.04

Capital Improvements

20,200.00

Debt Service

6,000.00

Principal payments .. \$5,000.00

Interest payments .. 1,000.00

Per Capita—Debt Service

\$3.09

Deferred Charges

.....

Total Municipal Expenditures \$92,235.54

Required Payments for Local

School, County, and Special District Taxes

301,560.81

TOTAL EXPENDITURES \$393,796.35

Reserve for Uncollected Taxes...

\$48,504.02

GRAND TOTAL \$442,300.37

REVENUES REALIZED IN 1967

Surplus revenue appropriated	\$25,000.00
Miscellaneous revenues realized ..	33,371.26
State aid revenues realized	23,329.00
Delinquent tax and lien collections ..	38,208.08
Current tax collections	304,736.53
Emergency borrowings

TOTAL REVENUES \$424,644.87

CAPITAL OUTLAY (BY ORDINANCE) 1967

Beaches and boardwalks
Buildings and equipment
Parks and playgrounds
Sanitary sewers
Streets and roads
Water supply
Other purposes

TAXES

Local school taxes	\$217,757.25
County taxes	83,803.56
Special district taxes

Local purpose taxes	\$301,560.81
Veteran and senior citizen tax ...	39,700.02
.....	9,980.00

Total tax levy (for rate purposes) \$351,240.83

Per Capita Total Tax Levy ...

\$181.05

General tax rate

3.48

Adjusted business personality tax rate

Adjusted general tax rate

Current Taxes

1967 taxes levied (total)

\$344,048.30

Collected in 1967

304,736.53

Per cent of levy col-

lected

88.57

Transferred to liens

842.16

Adjustments

1,252.24

Balance December 31, 1967

\$37,217.37

All Prior Years Taxes Outstanding

Balance January 1, 1967

\$40,610.20

Collected in 1967

36,363.34

Adjustments

—1,040.31

Balance December 31, 1967

\$3,206.55

Tax Title Liens Outstanding

Balance January 1, 1967

\$1,963.90

Redeemed by cash

1,844.74

Adjustments

+1,730.21

Balance December 31, 1967

\$1,849.37

Property Acquired by Deed or

Foreclosure

Balance January 1, 1967

Sale for cash

Adjustments

Balance December 31, 1967

CAPITAL DEBT, DECEMBER 31, 1967

Authorized—Issued and Unissued

	Gross Debt	Net Debt
School debt	\$493,000.00	\$132,067.00
Self-liquidating debt
Other capital debt ...	25,000.00	25,000.00
	\$518,000.00	\$157,067.00
Per Cent	4.30	1.30
Per Capita	\$267.01	\$80.96

Issued and Outstanding

School debt	\$135,000.00
Self-liquidating debt
Other capital debt	25,000.00
	\$160,000.00

Equalized Valuation Basis \$12,031,115.00

CURRENT FINANCES DECEMBER 31, 1967

Cash	\$200,826.30
Taxes receivable	40,423.52
Tax title liens	1,849.37
Foreclosed property
Other receivables	1,395.79
Emergencies and deferred charges ..	1,693.79
State road aid receivable	18,091.00
	\$263,280.12
Cash liabilities	\$148,760.45
Reserves for receivables	42,669.03
Surplus revenue	71,850.64
	\$263,280.12

INTERLAKEN BOROUGH—MONMOUTH COUNTY

Population U. S. Census, 1960—1,168
Estimated Population, 1967—1,240

Land Area 0.30 sq. mi.

Net Valuation Taxable \$9,522,986
Equalized Valuation \$10,663,424

EXPENDITURES FOR 1967

General Government	
Administrative and executive	\$20,808.33
Assessment and collection of taxes	3,975.00
Financial administration	2,000.00
Public Safety	
Fire protection	3,860.00
Police protection	31,731.60
Other protection	500.00
Civil defense and disaster control
Streets and Roads	
Repairs and maintenance	14,477.27
Street lighting	1,826.00
Sanitation	
Street cleaning
Garbage and trash removal	13,393.33
Sanitary sewers	4,500.00
Health and Welfare	
Health services	375.00
Welfare—public assistance
Hospitals	250.00
Recreation	
Beaches and boardwalks
Parks and playgrounds	9,937.36
Other recreational services
Education (excl. school districts)	
Libraries	728.00
Other educational services
Statutory Expenditures	
.....	8,559.46
Unclassified Purposes	
.....	1,000.00
Total Municipal Functions	\$117,861.35
Per Capita—Municipal Functions	
.....	\$95.05
Capital Improvements	
.....	3,500.00
Debt Service	
Principal payments .. \$6,000.00	6,910.00
Interest payments .. 910.00
Per Capita—Debt Service	
.....	\$5.57
Deferred Charges	
.....	1,325.00
Total Municipal Expenditures	\$129,596.35
Required Payments for Local School, County, and Special District Taxes	
.....	167,157.44
TOTAL EXPENDITURES	\$296,753.79
Reserve for Uncollected Taxes...	
.....	\$7,181.24
GRAND TOTAL	\$303,935.03

REVENUES REALIZED IN 1967

Surplus revenue appropriated	\$12,000.00
Miscellaneous revenues realized ..	22,135.03
State aid revenues realized	5,678.00
Delinquent tax and lien collections ..	3,471.18
Current tax collections	259,887.40
Emergency borrowings
TOTAL REVENUES	\$303,171.61

CAPITAL OUTLAY (BY ORDINANCE) 1967

Beaches and boardwalks
Buildings and equipment
Parks and playgrounds
Sanitary sewers
Streets and roads
Water supply
Other purposes

TAXES

Local school taxes	\$105,909.00
County taxes	61,248.44
Special district taxes
.....	\$167,157.44
Local purpose taxes	96,374.59
Veteran and senior citizen tax ...	8,700.00
Total tax levy (for rate purposes)	\$272,232.03
Per Capita Total Tax Levy ...	
.....	\$219.54
General tax rate
Adjusted business personalty tax rate	4.254
Adjusted general tax rate	2.853
Current Taxes	
1967 taxes levied (total)	\$264,345.17
Collected in 1967	259,887.40
Per cent of levy col-lected	98.31
Transferred to liens
Adjustments	150.00
Balance December 31, 1967	\$4,307.77
All Prior Years Taxes Outstanding	
Balance January 1, 1967	\$3,471.18
Collected in 1967	3,471.18
Adjustments
Balance December 31, 1967
Tax Title Liens Outstanding	
Balance January 1, 1967
Redeemed by cash
Adjustments
Balance December 31, 1967
Property Acquired by Deed or Foreclosure	
Balance January 1, 1967	\$100.00
Sale for cash
Adjustments
Balance December 31, 1967	\$100.00

CAPITAL DEBT, DECEMBER 31, 1967

Authorized—Issued and Unissued

	Gross Debt	Net Debt
School debt
Self-liquidating debt
Other capital debt ...	\$23,650.00	\$23,650.00
.....	\$23,650.00	\$23,650.00
Per Cent	0.22	0.22
Per Capita	\$19.07	\$19.07

Issued and Outstanding

School debt
Self-liquidating debt
Other capital debt	\$21,000.00
.....	\$21,000.00

Equalized Valuation Basis \$10,361,871.00

CURRENT FINANCES DECEMBER 31, 1967

Cash	\$27,203.17
Taxes receivable	4,307.77
Tax title liens
Foreclosed property	100.00
Other receivables	545.19
Emergencies and deferred charges
State road aid receivable	2,930.00
.....	\$35,086.13
Cash liabilities	\$12,100.57
Reserves for receivables	4,952.96
Surplus revenue	18,032.60
.....	\$35,086.13

IRVINGTON TOWN—ESSEX COUNTY

Population U. S. Census, 1960—59,379
Estimated Population, 1967—63,600

Land Area 2.80 sq. mi.

Net Valuation Taxable \$260,145,600
Equalized Valuation \$317,615,798

EXPENDITURES FOR 1967

General Government

Administrative and executive	\$792,174.00
Assessment and collection of taxes	220,780.00
Financial administration	102,066.00

Public Safety

Fire protection	1,238,402.00
Police protection	1,069,688.00
Other protection	60,626.00
Civil defense and disaster control	11,000.00

Streets and Roads

Repairs and maintenance	566,804.00
Street lighting	127,267.00

Sanitation

Street cleaning
Garbage and trash removal	225,570.00
Sanitary sewers	52,460.00

Health and Welfare

Health services	146,829.00
Welfare—public assistance	66,319.00
Hospitals	1,745,579.00

Recreation

Beaches and boardwalks
Parks and playgrounds
Other recreational services	63,943.00

Education (excl. school districts)

Libraries	235,150.00
Other educational services	3,650.00

Statutory Expenditures

727,593.24

Unclassified Purposes

500.00

Total Municipal Functions \$7,456,400.24

Per Capita—Municipal Functions

\$117.23

Capital Improvements

40,000.00

Debt Service

*458,348.75

Principal payments . \$334,000.00

Interest payments .. 124,348.75

Per Capita—Debt Service

\$7.21

Deferred Charges

110,513.22

Total Municipal Expenditures \$8,065,262.21

Required Payments for Local

School, County, and Special

District Taxes

7,125,026.59

TOTAL EXPENDITURES \$15,190,282.80

Reserve for Uncollected Taxes...

\$643,916.21

GRAND TOTAL \$15,834,199.01

REVENUES REALIZED IN 1967

Surplus revenue appropriated	\$675,000.00
Miscellaneous revenues realized ..	3,129,487.53
State aid revenues realized	153,469.53
Delinquent tax and lien collections ..	332,542.24
Current tax collections	12,164,358.41
Emergency borrowings

TOTAL REVENUES \$16,454,857.71

CAPITAL OUTLAY (BY ORDINANCE) 1967

Beaches and boardwalks
Buildings and equipment	\$1,228,232.58
Parks and playgrounds
Sanitary sewers
Streets and roads	33,888.99
Water supply
Other purposes	3,443.31
	\$1,265,564.88

TAXES

Local school taxes	\$4,197,241.00
County taxes	3,257,360.59
Special district taxes

\$7,454,601.59

Local purpose taxes

5,108,580.00

Veteran and senior citizen tax ...

237,480.00

Total tax levy (for rate purposes) \$12,800,661.59

Per Capita Total Tax Levy ...

\$201.27

General tax rate

.....

Adjusted business personality tax

rate

6.02

Adjusted general tax rate

4.86

Current Taxes

1967 taxes levied (total)

\$12,646,705.15

Collected in 1967

12,164,358.41

Per cent of levy col-

lected

96.18

Transferred to liens

.....

Adjustments

151,471.21

Balance December 31, 1967

\$330,875.53

All Prior Years Taxes Outstanding

Balance January 1, 1967

\$662,539.71

Collected in 1967

332,542.24

Adjustments

—34,569.77

Balance December 31, 1967

\$295,427.70

Tax Title Liens Outstanding

Balance January 1, 1967

.....

Redeemed by cash

+338,936.45

Adjustments

.....

Balance December 31, 1967

\$38,936.45

Property Acquired by Deed or Foreclosure

Balance January 1, 1967

\$46,700.00

Sale for cash

.....

Adjustments

.....

Balance December 31, 1967

\$46,700.00

CAPITAL DEBT, DECEMBER 31, 1967

Authorized—Issued and Unissued

	Gross Debt	Net Debt
School debt	\$4,235,000.00
Self-liquidating debt
Other capital debt	2,807,000.00	\$2,807,000.00
	\$7,042,000.00	\$2,807,000.00

Per Cent

2.37

Per Capita

\$110.72

0.94

\$44.14

Issued and Outstanding

School debt	\$4,235,000.00
Self-liquidating debt
Other capital debt	2,807,000.00
	\$7,042,000.00

Equalized Valuation Basis \$296,001,088.00

CURRENT FINANCES DECEMBER 31, 1967

Cash	\$2,763,273.61
Taxes receivable	626,303.23
Tax title liens	38,936.45
Foreclosed property	46,700.00
Other receivables	64,503.51
Emergencies and deferred charges ..	134,400.00
State road aid receivable	7,607.82
	\$3,681,724.62
Cash liabilities	\$550,490.48
Reserves for receivables	776,443.19
Surplus revenue	2,354,790.95
	\$3,681,724.62

* Includes \$329,581.00 Chapter VI School Debt Service.

ISLAND HEIGHTS BOROUGH—OCEAN COUNTY

Population U. S. Census, 1960—1,150
Estimated Population, 1967—1,190

Land Area 0.63 sq. mi.

Net Valuation Taxable \$7,362,308
Equalized Valuation \$8,119,314

EXPENDITURES FOR 1967

General Government	
Administrative and executive	\$20,274.77
Assessment and collection of taxes	5,001.15
Financial administration	1,100.00
Public Safety	
Fire protection	2,300.00
Police protection	15,081.19
Other protection	1,927.77
Civil defense and disaster control
Streets and Roads	
Repairs and maintenance	12,129.90
Street lighting	3,414.51
Sanitation	
Street cleaning
Garbage and trash removal	7,606.99
Sanitary sewers
Health and Welfare	
Health services	1,119.61
Welfare—public assistance	160.00
Hospitals	200.00
Recreation	
Beaches and boardwalks	3,349.23
Parks and playgrounds	1,710.00
Other recreational services	839.88
Education (excl. school districts)	
Libraries	2,420.00
Other educational services
Statutory Expenditures	
.....	2,843.00
Unclassified Purposes	
.....	100.00
Total Municipal Functions	\$81,578.00
Per Capita—Municipal Functions	
.....	\$68.55
Capital Improvements	
.....	500.00
Debt Service	
Principal payments ..	\$2,000.00
Interest payments ..	292.50
Per Capita—Debt Service	
.....	\$1.93
Deferred Charges	
.....	12,132.00
Total Municipal Expenditures	\$96,502.50
Required Payments for Local School, County, and Special District Taxes	
.....	228,260.53
TOTAL REVENUES	\$324,763.03
Reserve for Uncollected Taxes...	
.....	\$25,047.50
GRAND TOTAL	\$349,810.53

REVENUES REALIZED IN 1967

Surplus revenue appropriated	\$8,700.00
Miscellaneous revenues realized	24,649.90
State aid revenues realized	2,419.00
Delinquent tax and lien collections	19,719.19
Current tax collections	266,549.40
Emergency borrowings
TOTAL REVENUES	\$322,037.49

CAPITAL OUTLAY (BY ORDINANCE) 1967

Beaches and boardwalks
Buildings and equipment	\$257.40
Parks and playgrounds
Sanitary sewers	6,046.94
Streets and roads
Water supply	1,804.50
Other purposes
	\$8,108.84

TAXES

Local school taxes	\$185,443.09
County taxes	42,817.44
Special district taxes
	\$228,260.53
Local purpose taxes	69,600.00
Veteran and senior citizen tax ..	11,810.00
Total tax levy (for rate purposes)	\$309,670.53
Per Capita Total Tax Levy ...	
.....	\$260.23
General tax rate
Adjusted business personalty tax rate	4.93
Adjusted general tax rate	4.20
Current Taxes	
1967 taxes levied (total)	\$298,320.43
Collected in 1967	266,549.40
Per cent of levy collected	89.35
Transferred to liens
Adjustments
Balance December 31, 1967	\$31,771.03
All Prior Years Taxes Outstanding	
Balance January 1, 1967	\$18,339.48
Collected in 1967	17,060.43
Adjustments
Balance December 31, 1967	\$1,279.05
Tax Title Liens Outstanding	
Balance January 1, 1967	\$15,185.45
Redeemed by cash	2,658.76
Adjustments
Balance December 31, 1967	\$12,526.69
Property Acquired by Deed or Foreclosure	
Balance January 1, 1967	\$2,790.00
Sale for cash
Adjustments
Balance December 31, 1967	\$2,790.00

CAPITAL DEBT, DECEMBER 31, 1967

Authorized—Issued and Unissued		
	Gross Debt	Net Debt
School debt	\$266,959.00
Self-liquidating debt ..	199,000.00	\$141,508.00
Other capital debt	6,000.00	6,000.00
	\$471,959.00	\$147,508.00
Per Cent	5.78	1.80
Per Capita	\$396.60	\$123.96

Issued and Outstanding

School debt	\$198,959.00
Self-liquidating debt	199,000.00
Other capital debt	3,200.00
	\$401,159.00

Equalized Valuation Basis \$8,155,248.00

CURRENT FINANCES DECEMBER 31, 1967

Cash	\$61,226.56
Taxes receivable	33,053.08
Tax title liens	12,526.69
Foreclosed property	2,790.00
Other receivables	573.30
Emergencies and deferred charges ..	3,600.00
State road aid receivable	10,728.25
	\$124,494.88
Cash liabilities	\$66,330.03
Reserves for receivables	48,940.07
Surplus revenue	9,224.78
	\$124,494.88

JACKSON TOWNSHIP—OCEAN COUNTY

Population U. S. Census, 1960—5,939
Estimated Population, 1967—13,830

Land Area 100.80 sq. mi.

Net Valuation Taxable \$69,944,785
Equalized Valuation \$78,951,911

EXPENDITURES FOR 1967

General Government	
Administrative and executive	\$117,809.79
Assessment and collection of taxes	65,093.00
Financial administration	11,445.00
Public Safety	
Fire protection
Police protection	197,905.00
Civil protection	6,673.00
Other defense and disaster control	4,953.00
Streets and Roads	
Repairs and maintenance	177,278.17
Street lighting	12,122.00
Sanitation	
Street cleaning
Garbage and trash removal	14,900.00
Sanitary sewers
Health and Welfare	
Health services	10,672.00
Welfare—public assistance	7,217.00
Hospitals	1,250.00
Recreation	
Beaches and boardwalks
Parks and playgrounds
Other recreational services	14,029.00
Education (excl. school districts)	
Libraries
Other educational services	400.00
Statutory Expenditures	17,530.00
Unclassified Purposes	1,000.00
Total Municipal Functions	\$660,576.96
Per Capita—Municipal Functions	\$47.76
Capital Improvements	\$1,300.00
Debt Service	29,890.00
Principal payments	\$23,000.00
Interest payments	6,890.00
Per Capita—Debt Service	\$2.16
Deferred Charges	3,800.00
Total Municipal Expenditures	\$775,566.96
Required Payments for Local School, County, and Special District Taxes	2,240,958.11
TOTAL EXPENDITURES	\$3,016,525.07
Reserve for Uncollected Taxes	\$815,630.54
GRAND TOTAL	\$3,832,155.61

REVENUES REALIZED IN 1967

Surplus revenue appropriated	\$180,000.00
Miscellaneous revenues realized	276,565.09
State aid revenues realized	77,587.00
Delinquent tax and lien collections	220,406.04
Current tax collections	2,265,339.35
Emergency borrowings
TOTAL REVENUES	\$3,019,887.53

CAPITAL OUTLAY (BY ORDINANCE) 1967

Beaches and boardwalks
Buildings and equipment	\$48,477.95
Parks and playgrounds	3,534.19
Sanitary sewers
Streets and roads
Water supply
Other purposes
.....
.....
TOTAL	\$47,012.17

TAXES

Local school taxes	\$1,785,746.11
County taxes	415,417.06
Special district taxes	\$7,775.00
.....
Local purpose taxes	\$2,240,958.11
Veteran and senior citizen tax	78,948.00
Total tax levy (for rate purposes)	\$2,435,228.65
Per Capita Total Tax Levy	\$190.57
General tax rate
Adjusted business personality tax rate	5.87
Adjusted general tax rate	3.60
Current Taxes	
1967 taxes levied (total)	\$2,595,160.29
Collected in 1967	2,265,339.35
Per cent of levy collected	\$7.29
Transferred to liens
Adjustments
Balance December 31, 1967	\$329,820.94
All Prior Years Taxes Outstanding	
Balance January 1, 1967	\$237,372.92
Collected in 1967	182,962.78
Adjustments
Balance December 31, 1967	\$54,410.14
Tax Title Liens Outstanding	
Balance January 1, 1967	\$363,113.49
Redeemed by cash	37,443.31
Adjustments
Balance December 31, 1967	\$325,670.18
Property Acquired by Deed or Foreclosure	
Balance January 1, 1967	\$52,120.91
Sale for cash
Adjustments
Balance December 31, 1967	\$52,120.91

CAPITAL DEBT, DECEMBER 31, 1967

Authorized—Issued and Unissued

	Gross Debt	Net Debt
School debt	\$4,729,000.00	\$1,891,125.00
Self-liquidating debt
Other capital debt	176,000.00	176,000.00
.....
.....	\$4,905,000.00	\$2,067,125.00
Per Cent	6.81	2.91
Per Capita	\$354.66	\$149.47

Issued and Outstanding

School debt	\$1,879,000.00
Self-liquidating debt
Other capital debt	176,000.00
.....
.....	\$2,155,000.00

Equalized Valuation Basis \$70,946,875.00

CURRENT FINANCES DECEMBER 31, 1967

Cash	\$182,000.18
Taxes receivable	384,221.08
Tax title liens	325,670.18
Foreclosed property	52,120.91
Other receivables	2,215.78
Emergencies and deferred charges	\$4,061.96
State road aid receivable	95,891.00
.....
TOTAL	\$1,126,181.09
Cash liabilities	\$243,180.21
Reserves for receivables	764,237.95
Surplus revenue	118,792.93
.....
TOTAL	\$1,126,181.09

JAMESBURG BOROUGH—MIDDLESEX COUNTY

Population U. S. Census, 1960—2,853
Estimated Population, 1967—4,530

Land Area 0.90 sq. mi.

Net Valuation Taxable \$8,843,583
Equalized Valuation \$18,441,918

EXPENDITURES FOR 1967

General Government	
Administrative and executive	\$35,791.00
Assessment and collection of taxes ..	5,148.00
Financial administration	1,500.00
Public Safety	
Fire protection	10,325.00
Police protection	47,826.00
Other protection	2,200.00
Civil defense and disaster control
Streets and Roads	
Repairs and maintenance	21,950.00
Street lighting	8,550.00
Sanitation	
Street cleaning	18,275.00
Garbage and trash removal	20,305.00
Sanitary sewers
Health and Welfare	
Health services	3,035.00
Welfare—public assistance	10,052.00
Hospitals
Recreation	
Beaches and boardwalks
Parks and playgrounds	3,320.00
Other recreational services
Education (excl. school districts)	
Libraries	1,000.00
Other educational services	600.00
Statutory Expenditures	4,710.00
Unclassified Purposes	300.00
Total Municipal Functions	\$194,887.00
Per Capita—Municipal Functions ..	\$43.02
Capital Improvements	
Debt Service	18,766.00
Principal payments .. \$15,140.00	
Interest payments .. 3,626.00	
Per Capita—Debt Service	\$4.14
Deferred Charges	
Total Municipal Expenditures	\$232,591.42
Required Payments for Local School, County, and Special District Taxes	
	479,815.24
TOTAL EXPENDITURES	\$712,406.66
Reserve for Uncollected Taxes...	\$49,677.27
GRAND TOTAL	\$762,083.93

REVENUES REALIZED IN 1967

Surplus revenue appropriated	\$90,000.00
Miscellaneous revenues realized ..	71,999.59
State aid revenues realized	7,339.00
Delinquent tax and lien collections ..	34,743.94
Current tax collections	536,000.92
Emergency borrowings
TOTAL REVENUES	\$740,083.45

CAPITAL OUTLAY (BY ORDINANCE) 1967

Beaches and boardwalks
Buildings and equipment
Parks and playgrounds
Sanitary sewers
Streets and roads
Water supply
Other purposes	\$37,483.96
	\$37,483.96

TAXES

Local school taxes	\$388,044.00
County taxes	91,771.24
Special district taxes
	\$479,815.24
Local purpose taxes	91,969.69
Veteran and senior citizen tax ...	20,880.00
Total tax levy (for rate purposes)	\$592,664.93
Per Capita Total Tax Levy ...	
General tax rate
Adjusted business personality tax rate	14.10
Adjusted general tax rate	6.40
Current Taxes	
1967 taxes levied (total)	\$576,593.31
Collected in 1967	536,000.92
Per cent of levy collected	92.95
Transferred to liens
Adjustments
Balance December 31, 1967	\$40,592.39
All Prior Years Taxes Outstanding	
Balance January 1, 1967	\$44,750.63
Collected in 1967	32,662.68
Adjustments
Balance December 31, 1967	\$12,087.95
Tax Title Liens Outstanding	
Balance January 1, 1967	\$11,981.52
Redeemed by cash	2,081.26
Adjustments
Balance December 31, 1967	\$9,900.26
Property Acquired by Deed or Foreclosure	
Balance January 1, 1967	\$550.00
Sale for cash
Adjustments
Balance December 31, 1967	\$550.00

CAPITAL DEBT, DECEMBER 31, 1967

Authorized—Issued and Unissued

	Gross Debt	Net Debt
School debt	\$226,000.00
Self-liquidating debt
Other capital debt	135,500.00	\$135,500.00
	\$361,500.00	\$135,500.00
Per Cent	2.12	0.79
Per Capita	\$79.80	\$29.91
Issued and Outstanding		
School debt	\$226,000.00
Self-liquidating debt
Other capital debt	135,500.00
	\$361,500.00	\$361,500.00

Equalized Valuation Basis \$16,994,247.00

CURRENT FINANCES DECEMBER 31, 1967

Cash	\$96,409.55
Taxes receivable	52,680.34
Tax title liens	9,900.26
Foreclosed property	550.00
Other receivables	2,366.02
Emergencies and deferred charges ..	5,900.16
State road aid receivable	10,822.49
	\$178,628.82
Cash liabilities	\$23,014.65
Reserves for receivables	55,496.62
Surplus revenue	90,117.55
	\$178,628.82

JEFFERSON TOWNSHIP—MORRIS COUNTY

Population U. S. Census, 1960—6,884
Estimated Population, 1967—10,850

Land Area 44.30 sq. mi.

Net Valuation Taxable \$30,812,674
Equalized Valuation \$83,989,522

EXPENDITURES FOR 1967

General Government

Administrative and executive . . .	\$117,601.68
Assessment and collection of taxes . . .	41,936.38
Financial administration	7,000.00

Public Safety

Fire protection	20,200.00
Police protection	192,880.00
Other protection	10,200.00
Civil defense and disaster control . . .	2,726.00

Streets and Roads

Repairs and maintenance	321,081.67
Street lighting

Sanitation

Street cleaning
Garbage and trash removal	63,500.00
Sanitary sewers

Health and Welfare

Health services	32,030.00
Welfare—public assistance	5,300.00
Hospitals	1,000.00

Recreation

Beaches and boardwalks
Parks and playgrounds	10,100.00
Other recreational services

Education (excl. school districts)

Libraries	5,600.00
Other educational services	2,000.00

Statutory Expenditures

42,536.94

Unclassified Purposes

2,000.00

Total Municipal Functions \$877,686.67

Per Capita—Municipal Functions

\$80.89

Capital Improvements

127,275.00

Debt Service

Principal payments
Interest payments

Per Capita—Debt Service

6.63

Deferred Charges

Total Municipal Expenditures \$1,004,968.30

Required Payments for Local

School, County, and Special
District Taxes	2,238,614.42

TOTAL EXPENDITURES \$3,243,582.72

Reserve for Uncollected Taxes

\$283,356.83

GRAND TOTAL \$3,526,939.55

REVENUES REALIZED IN 1967

Surplus revenue appropriated . . .	\$233,000.00
Miscellaneous revenues realized . . .	324,885.11
State aid revenues realized	54,595.00
Delinquent tax and lien collections . .	154,569.95
Current tax collections	2,647,709.59
Emergency borrowings

TOTAL REVENUES \$3,414,759.65

CAPITAL OUTLAY (BY ORDINANCE) 1967

Beaches and boardwalks
Buildings and equipment	\$39,562.00
Parks and playgrounds
Sanitary sewers	4,880.00
Streets and roads
Water supply	89,015.85
Other purposes
	\$133,457.85

TAXES

Local school taxes	\$1,907,651.67
County taxes	324,337.75
Special district taxes	6,625.00

Local purpose taxes	\$2,238,614.42
Veteran and senior citizen tax . . .	580,630.13
	70,000.00

Total tax levy (for rate purposes) \$2,889,244.55

Per Capita Total Tax Levy . . . \$266.20

General tax rate
Adjusted business personality tax rate	18.45
Adjusted general tax rate	9.25

Current Taxes

1967 taxes levied (total)	\$2,849,267.99
Collected in 1967	2,647,709.59
Per cent of levy collected	92.92
Transferred to liens	9,338.39
Adjustments	2,410.83
Balance December 31, 1967	\$189,809.18

All Prior Years Taxes Outstanding

Balance January 1, 1967	\$161,449.63
Collected in 1967	150,181.68
Adjustments	—3,055.26
Balance December 31, 1967	\$8,212.69

Tax Title Liens Outstanding

Balance January 1, 1967	\$26,316.45
Redeemed by cash	4,388.27
Adjustments	+12,658.85
Balance December 31, 1967	\$34,587.03

Property Acquired by Deed or Foreclosure

Balance January 1, 1967	\$1,650.00
Sale for cash
Adjustments
Balance December 31, 1967	\$1,650.00

CAPITAL DEBT, DECEMBER 31, 1967

Authorized—Issued and Unissued

	Gross Debt	Net Debt
School debt	\$3,584,000.00	\$350,281.00
Self-liquidating debt
Other capital debt
	\$3,584,000.00	\$350,281.00
Per Cent	4.43	0.43
Per Capita	\$330.32	\$32.25

Issued and Outstanding

School debt	\$3,584,000.00
Self-liquidating debt
Other capital debt
	\$3,584,000.00

Equalized Valuation Basis \$80,842,965.00

CURRENT FINANCES DECEMBER 31, 1967

Cash	\$546,866.11
Taxes receivable	198,021.87
Tax title liens	34,587.03
Foreclosed property	1,650.00
Other receivables	5,057.70
Emergencies and deferred charges . .	66,919.90
State road aid receivable
	\$853,101.71
Cash liabilities	\$197,811.55
Reserves for receivables	239,316.60
Surplus revenue	415,973.56
	\$853,101.71

JERSEY CITY—CITY—HUDSON COUNTY

Population U. S. Census, 1960—276,101
Estimated Population, 1967—270,720

Land Area 13.50 sq. mi.

Net Valuation Taxable \$368,161,331
Equalized Valuation \$983,316,102

EXPENDITURES FOR 1967

General Government	
Administrative and executive	\$2,358,265.00
Assessment and collection of taxes	332,192.00
Financial administration	285,494.00
Public Safety	
Fire protection	6,521,265.00
Police protection	8,588,922.00
Other protection	907,138.00
Civil defense and disaster control
Streets and Roads	
Repairs and maintenance	2,044,640.00
Street lighting	675,000.00
Sanitation	
Street cleaning	635,541.00
Garbage and trash removal	2,428,265.00
Sanitary sewers	90,900.00
Health and Welfare	
Health services	1,180,167.00
Welfare—public assistance	978,325.00
Hospitals	7,997,323.00
Recreation	
Benches and boardwalks
Parks and playgrounds	\$14,818.00
Other recreational services	432,455.00
Education (excl. school districts)	
Libraries	\$05,304.00
Other educational services	81,000.00
Statutory Expenditures	
.....	5,145,683.00
Unclassified Purposes	
.....	322,000.00
Total Municipal Functions	\$42,624,697.00

Per Capita—Municipal Functions	\$157.45
Capital Improvements	736,600.00
Debt Service	*3,243,641.00
Principal payments .. \$1,516,000.00	
Interest payments .. 1,727,641.00	
Per Capita—Debt Service	\$11.98
Deferred Charges	1,530,671.29
Total Municipal Expenditures	\$48,135,609.29

Required Payments for Local	
School, County, and Special	
District Taxes	24,733,006.36

TOTAL EXPENDITURES \$72,868,615.65

Reserve for Uncollected Taxes... \$4,954,411.35

GRAND TOTAL \$77,823,027.00

REVENUES REALIZED IN 1967

Surplus revenue appropriated	\$4,300,000.00
Miscellaneous revenues realized	16,341,405.19
State aid revenues realized	7,827,026.19
Delinquent tax and lien collections	2,786,774.83
Current tax collections	45,066,053.76
Emergency borrowings

TOTAL REVENUES \$76,321,259.97

CAPITAL OUTLAY (BY ORDINANCE) 1967

Beaches and boardwalks
Buildings and equipment	\$41,612.33
Parks and playgrounds	93,315.00
Sanitary sewers	333,232.78
Streets and roads	186,620.82
Water supply	1,115,744.12
Other purposes	**8,846,029.35
	\$11,016,554.70

TAXES

Local school taxes	\$16,676,517.50
County taxes	9,844,837.86
Special district taxes
	\$26,521,355.36
Local purpose taxes	23,523,767.90
Veteran and senior citizen tax ...	647,560.00
Total tax levy (for rate purposes)	\$50,692,683.26

Per Capita Total Tax Levy ...	\$187.25
General tax rate
Adjusted business personalty tax rate ...	20.955
Adjusted general tax rate	13.123

Current Taxes

1967 taxes levied (total)	\$50,187,914.48
Collected in 1967	45,066,053.76
Per cent of levy collected	89.79
Transferred to liens
Adjustments	22,148.17
Balance December 31, 1967	\$5,099,712.55

All Prior Years Taxes Outstanding

Balance January 1, 1967	\$8,373,255.95
Collected in 1967	2,615,931.71
Adjustments	3,138,570.89
Balance December 31, 1967	\$2,618,753.35

Tax Title Liens Outstanding

Balance January 1, 1967	\$4,812,352.96
Redeemed by cash	170,843.12
Adjustments	+180,475.68
Balance December 31, 1967	\$4,821,985.52

Property Acquired by Deed or Foreclosure

Balance January 1, 1967	\$20,858,577.00
Sale for cash	278,650.00
Adjustments	286,785.00
Balance December 31, 1967	\$20,293,192.00

CAPITAL DEBT, DECEMBER 31, 1967

Authorized—Issued and Unissued

	Gross Debt	Net Debt
School debt	\$36,404,000.00
Self-liquidating debt ..	13,542,850.00
Other capital debt	28,290,431.00	\$25,695,987.00
	\$78,237,281.00	\$25,695,987.00
Per Cent	8.55	2.80
Per Capita	\$289.60	\$94.92

Issued and Outstanding

School debt	\$30,181,000.00
Self-liquidating debt	6,994,550.00
Other capital debt	20,648,000.00
	\$57,823,550.00

Equalized Valuation Basis \$914,676,994.00

CURRENT FINANCES DECEMBER 31, 1967

Cash	\$11,397,325.72
Taxes receivable	7,718,465.90
Tax title liens	4,821,985.52
Foreclosed property	20,293,192.00
Other receivables	380,328.42
Emergencies and deferred charges ..	2,830,034.33
State road aid receivable	608,150.00
	\$48,049,481.89
Cash liabilities	\$9,399,089.91
Reserves for receivables	33,213,971.84
Surplus revenue	5,436,420.14
	\$48,049,481.89

* Includes \$1,788,349.00 Chapter VI School Debt Service.

** Includes \$6,978,511.25 Chapter VI School Capital Outlay.

KEANSBURG BOROUGH—MONMOUTH COUNTY

Population U. S. Census, 1960—6,854
Estimated Population, 1967—7,800

Land Area 1.02 sq. mi.

Net Valuation Taxable \$29,882,775
Equalized Valuation \$34,345,031

EXPENDITURES FOR 1967

General Government

Administrative and executive	\$106,065.79
Assessment and collection of taxes	30,717.00
Financial administration	8,550.00

Public Safety

Fire protection	17,812.00
Police protection	174,821.00
Other protection	9,000.00
Civil defense and disaster control	1,500.00

Streets and Roads

Repairs and maintenance	106,149.05
Street lighting	25,500.00

Sanitation

Street cleaning
Garbage and trash removal	68,445.00
Sanitary sewers

Health and Welfare

Health services	10,148.05
Welfare—public assistance	14,325.00
Hospitals

Recreation

Beaches and boardwalks	15,400.00
Parks and playgrounds
Other recreational services	11,324.00

Education (excl. school districts)

Libraries	2,081.95
Other educational services	5,000.00

Statutory Expenditures

.....	41,425.00
-------	-----------

Unclassified Purposes

.....	2,000.00
-------	----------

Total Municipal Functions \$650,263.84

Per Capita—Municipal Functions

.....	\$83.37
-------	---------

Capital Improvements

.....	40,014.45
-------	-----------

Debt Service

Principal payments	\$77,000.00
Interest payments	64,263.61

Per Capita—Debt Service

.....	\$18.11
-------	---------

Deferred Charges

.....	20,134.17
-------	-----------

Total Municipal Expenditures \$851,676.07

Required Payments for Local

School, County, and Special
District Taxes	734,892.79

TOTAL EXPENDITURES \$1,586,568.86

Reserve for Uncollected Taxes...

.....	\$202,084.94
-------	--------------

GRAND TOTAL \$1,788,653.80

REVENUES REALIZED IN 1967

Surplus revenue appropriated	\$53,600.00
Miscellaneous revenues realized ..	287,292.99
State aid revenues realized	20,406.00
Delinquent tax and lien collections ..	130,379.35
Current tax collections	1,115,925.51
Emergency borrowings

TOTAL REVENUES \$1,607,603.85

CAPITAL OUTLAY (BY ORDINANCE) 1967

Beaches and boardwalks	\$39,857.88
Buildings and equipment	6,000.00
Parks and playgrounds
Sanitary sewers	216,575.61
Streets and roads	40,548.13
Water supply
Other purposes

\$302,981.62

TAXES

Local school taxes	\$537,871.50
County taxes	197,021.29
Special district taxes

Local purpose taxes	\$734,892.79
Veteran and senior citizen tax ...	559,116.17
.....	43,430.00

Total tax levy (for rate purposes) \$1,337,438.96

Per Capita Total Tax Levy ...

.....	\$171.47
-------	----------

General tax rate

.....
-------	-------

Adjusted business personalty tax

rate	7.982
------------	-------

Adjusted general tax rate

.....	4.382
-------	-------

Current Taxes

1967 taxes levied (total)	\$1,301,921.27
---------------------------------	----------------

Collected in 1967	1,115,925.51
-------------------------	--------------

Per cent of levy col-

lected	85.71
--------------	-------

Transferred to liens

.....	9,581.84
-------	----------

Adjustments

.....	1,294.94
-------	----------

Balance December 31, 1967

.....	\$175,118.98
-------	--------------

All Prior Years Taxes Outstanding

Balance January 1, 1967	\$146,809.99
-------------------------------	--------------

Collected in 1967	120,828.20
-------------------------	------------

Adjustments

.....	7,688.32
-------	----------

Balance December 31, 1967

.....	\$18,293.47
-------	-------------

Tax Title Liens Outstanding

Balance January 1, 1967	\$31,430.49
-------------------------------	-------------

Redeemed by cash	9,551.15
------------------------	----------

Adjustments

.....	+18,336.35
-------	------------

Balance December 31, 1967

.....	\$40,215.69
-------	-------------

Property Acquired by Deed or

Foreclosure
-------------------	-------

Balance January 1, 1967

.....	\$66,615.00
-------	-------------

Sale for cash

.....	25,000.00
-------	-----------

Adjustments

.....	1,060.00
-------	----------

Balance December 31, 1967

.....	\$40,615.00
-------	-------------

CAPITAL DEBT, DECEMBER 31, 1967

Authorized—Issued and Unissued

	Gross Debt	Net Debt
School debt	\$2,015,000.00	\$701,145.00
Self-liquidating debt ..	1,050,500.00
Other capital debt ...	1,358,873.00	1,053,873.00
.....	\$4,424,373.00	\$1,757,018.00

Per Cent	13.46	5.34
----------------	-------	------

Per Capita	\$567.23	\$225.26
------------------	----------	----------

Issued and Outstanding

School debt	\$1,255,000.00
Self-liquidating debt	742,000.00
Other capital debt	1,358,223.00
.....	\$3,355,223.00

Equalized Valuation Basis \$32,846,364.00

CURRENT FINANCES DECEMBER 31, 1967

Cash	\$133,053.91
Taxes receivable	193,412.45
Tax title liens	40,215.69
Foreclosed property	40,615.00
Other receivables	30,895.78
Emergencies and deferred charges ..	39,155.20
State road aid receivable	38,092.00
.....	\$515,440.03

Cash liabilities	\$123,038.38
------------------------	--------------

Reserves for receivables	305,138.92
--------------------------------	------------

Surplus revenue	87,262.73
-----------------------	-----------

\$515,440.03

KEARNY TOWN—HUDSON COUNTY

Population U. S. Census, 1960—37,472
Estimated Population, 1967—37,240

Land Area 9.30 sq. mi.

Net Valuation Taxable \$90,017,609
Equalized Valuation \$374,494,696

EXPENDITURES FOR 1967

General Government

Administrative and executive	\$457,855.50
Assessment and collection of taxes	71,941.00
Financial administration	40,254.00

Public Safety

Fire protection	1,244,216.70
Police protection	1,086,925.20
Other protection	45,349.75
Civil defense and disaster control	4,400.00

Streets and Roads

Repairs and maintenance	96,456.22
Street lighting	108,700.00

Sanitation

Street cleaning	96,830.00
Garbage and trash removal	345,472.00
Sanitary sewers	216,252.82

Health and Welfare

Health services	78,678.50
Welfare—public assistance	59,900.00
Hospitals	46,000.00

Recreation

Benches and boardwalks	19,000.00
Parks and playgrounds	109,719.75
Other recreational services	

Education (excl. school districts)

Libraries	63,937.00
Other educational services	18,000.00

Statutory Expenditures

587,159.73

Unclassified Purposes

19,000.00

Total Municipal Functions \$4,816,048.17

Per Capita—Municipal Functions \$129.32

Capital Improvements

96,700.00

Debt Service

*934,898.50

Principal payments	\$615,000.00
Interest payments	319,898.50

Per Capita—Debt Service \$25.10

Deferred Charges

90,138.34

Total Municipal Expenditures \$5,937,785.01

Required Payments for Local

School, County, and Special District Taxes	7,325,641.71
--	--------------

TOTAL EXPENDITURES \$13,263,426.72

Reserve for Uncollected Taxes... \$373,686.81

GRAND TOTAL \$13,637,113.53

REVENUES REALIZED IN 1967

Surplus revenue appropriated	\$635,000.00
Miscellaneous revenues realized	4,012,066.21
State aid revenues realized	302,037.94
Delinquent tax and lien collections	159,326.28
Current tax collections	9,097,681.19
Emergency borrowings	

TOTAL REVENUES \$14,206,111.62

CAPITAL OUTLAY (BY ORDINANCE) 1967

Beaches and boardwalks	
Buildings and equipment	\$224,158.56
Parks and playgrounds	62,748.85
Sanitary sewers	105,498.52
Streets and roads	278,116.09
Water supply	234,354.87
Other purposes	134,767.98

\$1,039,644.87

TAXES

Local school taxes	\$3,578,670.75
County taxes	4,259,877.71
Special district taxes	

\$7,838,548.46

Local purpose taxes	1,466,557.46
Veteran and senior citizen tax	161,420.00

Total tax levy (for rate purposes) \$9,466,525.92

Per Capita Total Tax Levy ... \$254.20

General tax rate	
Adjusted business personalty tax rate	19.406
Adjusted general tax rate	9.447

Current Taxes

1967 taxes levied (total)	\$9,346,326.41
Collected in 1967	9,097,681.19
Per cent of levy collected	97.33
Transferred to liens	788.81
Adjustments	2,927.20
Balance December 31, 1967	\$244,929.21

All Prior Years Taxes Outstanding

Balance January 1, 1967	\$422,978.52
Collected in 1967	159,326.28
Adjustments	+4,960.89
Balance December 31, 1967	\$268,613.13

Tax Title Liens Outstanding

Balance January 1, 1967	\$5,243.57
Redeemed by cash	
Adjustments	+788.81
Balance December 31, 1967	\$6,032.38

Property Acquired by Deed or Foreclosure

Balance January 1, 1967	\$945,865.00
Sale for cash	25,740.00
Adjustments	+15,957.00
Balance December 31, 1967	\$936,082.00

CAPITAL DEBT, DECEMBER 31, 1967

Authorized—Issued and Unissued

	Gross Debt	Net Debt
School debt	\$4,708,000.00	
Self-liquidating debt	1,009,000.00	
Other capital debt	5,512,790.00	\$5,440,914.00
	\$11,229,790.00	\$5,440,914.00

Per Cent	3.71	1.79
Per Capita	\$301.55	\$146.10

Issued and Outstanding

School debt	\$4,708,000.00
Self-liquidating debt	850,000.00
Other capital debt	5,324,000.00
	\$10,882,000.00

Equalized Valuation Basis \$302,351,013.00

CURRENT FINANCES DECEMBER 31, 1967

Cash	\$1,539,753.52
Taxes receivable	513,542.34
Tax title liens	6,032.38
Foreclosed property	936,082.00
Other receivables	207,936.63
Emergencies and deferred charges	21,066.22
State road aid receivable	93,218.04
	\$3,317,631.13

Cash liabilities	\$406,028.21
Reserves for receivables	1,663,593.35
Surplus revenue	1,248,009.57

\$3,317,631.13

* Includes \$504,906.75 Chapter VI School Debt Service.

KENILWORTH BOROUGH—UNION COUNTY

Population U. S. Census, 1960—8,379
Estimated Population, 1967—9,270

Land Area 2.10 sq. mi.

Net Valuation Taxable \$38,288,150
Equalized Valuation \$89,592,272

EXPENDITURES FOR 1967

General Government

Administrative and executive	\$87,090.00
Assessment and collection of taxes ..	32,665.00
Financial administration

Public Safety

Fire protection	36,480.00
Police protection	207,835.00
Other protection	3,335.00
Civil defense and disaster control ..	1,125.00

Streets and Roads

Repairs and maintenance	71,670.00
Street lighting	20,820.00

Sanitation

Street cleaning
Garbage and trash removal	36,850.00
Sanitary sewers	30,590.00

Health and Welfare

Health services	15,730.00
Welfare—public assistance	2,290.00
Hospitals

Recreation

Benches and boardwalks
Parks and playgrounds	19,465.00
Other recreational services

Education (excl. school districts)

Libraries	10,810.00
Other educational services	1,000.00

Statutory Expenditures

42,860.00

Unclassified Purposes

250.00

Total Municipal Functions \$620,865.00

Per Capita—Municipal Functions

\$66.98

Capital Improvements

43,000.00

Debt Service

43,200.00

Principal payments ..	\$35,000.00
Interest payments ..	8,200.00

Per Capita—Debt Service

\$4.66

Deferred Charges

Total Municipal Expenditures \$707,065.00

Required Payments for Local

School, County, and Special
District Taxes	1,467,371.90

TOTAL EXPENDITURES \$2,174,436.90

Reserve for Uncollected Taxes...

\$133,828.43

GRAND TOTAL \$2,308,265.33

REVENUES REALIZED IN 1967

Surplus revenue appropriated	\$235,000.00
Miscellaneous revenues realized ..	268,769.99
State aid revenues realized	4,745.00
Delinquent tax and lien collections ..	73,612.55
Current tax collections	1,773,394.40
Emergency borrowings

TOTAL REVENUES \$2,355,521.94

CAPITAL OUTLAY (BY ORDINANCE) 1967

Beaches and boardwalks
Buildings and equipment	\$9,560.32
Parks and playgrounds	8,078.62
Sanitary sewers
Streets and roads	35,785.41
Water supply
Other purposes
	\$53,424.35

TAXES

Local school taxes	\$1,151,263.82
County taxes	316,108.08
Special district taxes

\$1,467,371.90

Local purpose taxes	346,248.43
Veteran and senior citizen tax ...	57,070.00

Total tax levy (for rate purposes) \$1,870,690.33

Per Capita Total Tax Levy ... \$201.80

General tax rate
Adjusted business personalty tax ..	8.53
Adjusted general tax rate	4.44

Current Taxes

1967 taxes levied (total)	\$1,838,522.24
Collected in 1967	1,773,394.40
Per cent of levy col-
lected	96.45
Transferred to liens	104.31
Adjustments	5,891.86
Balance December 31, 1967	\$59,131.67

All Prior Years Taxes Outstanding

Balance January 1, 1967	\$100,202.62
Collected in 1967	73,612.55
Adjustments	—1,101.09
Balance December 31, 1967	\$25,488.98

Tax Title Liens Outstanding

Balance January 1, 1967	\$1,239.64
Redeemed by cash	—12,776.70
Adjustments
Balance December 31, 1967	\$1,364.34

Property Acquired by Deed or

Foreclosure

Balance January 1, 1967	\$19,440.00
Sale for cash
Adjustments
Balance December 31, 1967	\$19,440.00

CAPITAL DEBT, DECEMBER 31, 1967

Authorized—Issued and Unissued

	Gross Debt	Net Debt
School debt	\$1,543,026.00
Self-liquidating debt
Other capital debt	210,000.00	\$210,000.00
	\$1,753,026.00	\$210,000.00
Per Cent	2.27	0.27
Per Capita	\$189.11	\$22.65

Issued and Outstanding

School debt	\$1,543,026.00
Self-liquidating debt
Other capital debt	210,000.00
	\$1,753,026.00

Equalized Valuation Basis \$77,036,179.00

CURRENT FINANCES DECEMBER 31, 1967

Cash	\$999,113.66
Taxes receivable	84,620.65
Tax title liens	1,364.34
Foreclosed property	19,440.00
Other receivables	6,327.26
Emergencies and deferred charges ..	8,700.00
State road aid receivable	7,602.09
	\$1,127,168.00
Cash liabilities	\$615,141.23
Reserves for receivables	111,752.25
Surplus revenue	400,274.52
	\$1,127,168.00

KEYPORT BOROUGH—MONMOUTH COUNTY

Population U. S. Census, 1960—6,440
Estimated Population, 1967—8,270

Land Area 1.40 sq. mi.

Net Valuation Taxable \$33,431,355
Equalized Valuation \$39,471,445

EXPENDITURES FOR 1967

General Government

Administrative and executive	\$55,331.46
Assessment and collection of taxes ..	21,209.52
Financial administration	3,500.00

Public Safety

Fire protection	20,389.92
Police protection	155,090.77
Other protection	2,678.99
Civil defense and disaster control ..	488.95

Streets and Roads

Repairs and maintenance	53,281.85
Street lighting	23,048.84

Sanitation

Street cleaning	35,899.00
Garbage and trash removal	40,570.78
Sanitary sewers	

Health and Welfare

Health services	14,877.40
Welfare—public assistance	15,358.33
Hospitals	2,000.00

Recreation

Beaches and boardwalks	2,362.32
Parks and playgrounds	4,152.63
Other recreational services	

Education (excl. school districts)

Libraries	8,000.00
Other educational services	1,501.19

Statutory Expenditures

Unclassified Purposes	27,498.93
-----------------------------	-----------

Unclassified Purposes

Total Municipal Functions	\$488,940.88
---------------------------	--------------

Per Capita—Municipal Functions

Capital Improvements	\$59.12
----------------------------	---------

Capital Improvements

Debt Service	22,500.00
--------------------	-----------

Debt Service

Principal payments ..	51,003.00
Interest payments ..	\$29,500.00
	21,503.00

Per Capita—Debt Service

Deferred Charges	\$6.17
------------------------	--------

Deferred Charges

Total Municipal Expenditures	3,317.63
------------------------------	----------

Required Payments for Local

School, County, and Special	
-----------------------------	--

District Taxes

TOTAL EXPENDITURES	948,756.65
--------------------	------------

Reserve for Uncollected Taxes...

GRAND TOTAL	\$177,850.55
-------------	--------------

REVENUES REALIZED IN 1967

Surplus revenue appropriated ..	\$169,368.71
---------------------------------	--------------

Capital Outlay (By Ordinance) 1967

Beaches and boardwalks	\$90,000.00
------------------------------	-------------

Buildings and equipment

Parks and playgrounds	112,677.81
-----------------------------	------------

Sanitary sewers

Streets and roads	20,827.00
-------------------------	-----------

Water supply

Other purposes	14,830.42
----------------------	-----------

Emergency borrowings

TOTAL REVENUES	1,220,737.01
----------------	--------------

CAPITAL OUTLAY (BY ORDINANCE) 1967

Beaches and boardwalks	\$3,093.35
------------------------------	------------

Buildings and equipment

Parks and playgrounds	32,065.30
-----------------------------	-----------

Sanitary sewers

Streets and roads	5,020.43
-------------------------	----------

Water supply

Other purposes	2,464.01
----------------------	----------

Emergency borrowings

TOTAL REVENUES	1,546.67
----------------	----------

Other purposes

TOTAL REVENUES	40,049.62
----------------	-----------

Emergency borrowings

TOTAL REVENUES	\$84,239.38
----------------	-------------

TAXES

Local school taxes	\$729,592.00
County taxes	219,164.65
Special district taxes	

Local purpose taxes

Veteran and senior citizen tax ...	\$948,756.65
------------------------------------	--------------

Total tax levy (for rate purposes)

Per Capita Total Tax Levy ...	420,489.18
-------------------------------	------------

General tax rate

Adjusted business personalty tax rate	39,560.00
---	-----------

Adjusted general tax rate

Current Taxes	
---------------	--

1967 taxes levied (total)

Collected in 1967	\$1,369,560.83
-------------------------	----------------

Per cent of levy collected

Transferred to liens	89.13
----------------------------	-------

Adjustments

Balance December 31, 1967	
---------------------------------	--

Balance December 31, 1967

All Prior Years Taxes Outstanding	
-----------------------------------	--

Balance January 1, 1967

Collected in 1967	\$133,152.10
-------------------------	--------------

Adjustments

Balance December 31, 1967	105,331.72
---------------------------------	------------

Balance December 31, 1967

Tax Title Liens Outstanding	
-----------------------------	--

Balance January 1, 1967

Redeemed by cash	\$38,137.72
------------------------	-------------

Adjustments

Balance December 31, 1967	9,498.70
---------------------------------	----------

Balance December 31, 1967

Property Acquired by Deed or Foreclosure	
--	--

Balance January 1, 1967

Sale for cash	\$63,050.00
---------------------	-------------

Adjustments

Balance December 31, 1967	
---------------------------------	--

Balance December 31, 1967

CAPITAL DEBT, DECEMBER 31, 1967	
---------------------------------	--

Authorized—Issued and Unissued

Gross Debt	
------------	--

School debt

Self-liquidating debt	\$1,961,000.00
-----------------------------	----------------

Other capital debt

Other capital debt	\$585,734.00
--------------------------	--------------

Other capital debt

	\$654,667.00
--	--------------

Other capital debt

	\$654,667.00
--	--------------

Other capital debt

	\$2,702,167.00
--	----------------

Other capital debt

	\$1,240,401.00
--	----------------

Other capital debt

Per Cent	7.85
----------------	------

Per Capita

	\$326.74
--	----------

Per Capita

	\$149.99
--	----------

Issued and Outstanding

School debt	\$1,941,000.00
-------------------	----------------

Self-liquidating debt

Other capital debt	85,500.00
--------------------------	-----------

Other capital debt

	\$571,400.00
--	--------------

Other capital debt

	\$2,597,900.00
--	----------------

Other capital debt

Equalized Valuation Basis	\$34,381,654.00
---------------------------	-----------------

Equalized Valuation Basis

CURRENT FINANCES DECEMBER 31, 1967	
------------------------------------	--

Cash

Taxes receivable	\$185,109.89
------------------------	--------------

Tax title liens

Foreclosed property	176,644.20
---------------------------	------------

Other receivables

Emergencies and deferred charges ..	28,639.02
-------------------------------------	-----------

State road aid receivable

	63,050.00
--	-----------

State road aid receivable

	28,078.40
--	-----------

State road aid receivable

	61,045.83
--	-----------

State road aid receivable

	15,136.00
--	-----------

State road aid receivable

	\$557,703.39
--	--------------

State road aid receivable

	\$44,185.48
--	-------------

State road aid receivable

	296,411.62
--	------------

State road aid receivable

	217,106.29
--	------------

State road aid receivable

	\$557,703.39
--	--------------

KINGWOOD TOWNSHIP—HUNTERDON COUNTY

Population U. S. Census, 1960—1,841
Estimated Population, 1967—2,130

Land Area 35.60 sq. mi.

Net Valuation Taxable \$17,361,020
Equalized Valuation \$19,169,363

EXPENDITURES FOR 1967

General Government	
Administrative and executive	\$9,348.89
Assessment and collection of taxes	3,322.32
Financial administration	1,381.75
Public Safety	
Fire protection	2,200.00
Police protection	3,850.00
Other protection	650.00
Civil defense and disaster control	500.00
Streets and Roads	
Repairs and maintenance	68,329.39
Street lighting	1,000.00
Sanitation	
Street cleaning
Garbage and trash removal
Sanitary sewers
Health and Welfare	
Health services	350.00
Welfare—public assistance	850.00
Hospitals
Recreation	
Beaches and boardwalks
Parks and playgrounds
Other recreational services
Education (excl. school districts)	
Libraries
Other educational services
Statutory Expenditures	3,182.00
Unclassified Purposes	100.00
Total Municipal Functions	\$95,064.35
Per Capita—Municipal Functions	\$44.63
Capital Improvements	10,000.00
Debt Service	
Principal payments
Interest payments
Per Capita—Debt Service
Deferred Charges	464.03
Total Municipal Expenditures	\$105,528.38
Required Payments for Local School, County, and Special District Taxes	
.....	374,086.78
TOTAL EXPENDITURES	\$479,615.16
Reserve for Uncollected Taxes	\$60,532.77
GRAND TOTAL	\$540,147.93

REVENUES REALIZED IN 1967

Surplus revenue appropriated	\$15,500.00
Miscellaneous revenues realized	36,517.11
State aid revenues realized	10,979.00
Delinquent tax and lien collections	54,019.88
Current tax collections	368,322.76
Emergency borrowings
TOTAL REVENUES	\$485,338.75

CAPITAL OUTLAY (BY ORDINANCE) 1967

Beaches and boardwalks
Buildings and equipment
Parks and playgrounds
Sanitary sewers
Streets and roads	\$8,464.97
Water supply
Other purposes
.....	\$8,464.97

TAXES

Local school taxes	\$294,740.28
County taxes	79,346.50
Special district taxes
.....	\$374,086.78
Local purpose taxes	53,551.80
Veteran and senior citizen tax	12,950.00
Total tax levy (for rate purposes)	\$440,588.58
Per Capita Total Tax Levy	\$206.85
General tax rate
Adjusted business personality tax rate	4.01
Adjusted general tax rate	2.49
Current Taxes	
1967 taxes levied (total)	\$429,704.07
Collected in 1967	368,322.76
Per cent of levy collected	85.71
Transferred to liens
Adjustments	872.31
Balance December 31, 1967	\$60,509.00
All Prior Years Taxes Outstanding	
Balance January 1, 1967	\$55,789.69
Collected in 1967	54,019.88
Adjustments
Balance December 31, 1967	\$1,769.81
Tax Title Liens Outstanding	
Balance January 1, 1967
Redeemed by cash
Adjustments
Balance December 31, 1967
Property Acquired by Deed or Foreclosure	
Balance January 1, 1967
Sale for cash
Adjustments
Balance December 31, 1967

CAPITAL DEBT, DECEMBER 31, 1967

Authorized—Issued and Unissued

	Gross Debt	Net Debt
School debt	\$478,702.00
Self-liquidating debt
Other capital debt
.....	\$478,702.00
Per Cent	2.63
Per Capita	\$224.74

Issued and Outstanding

School debt	\$478,702.00
Self-liquidating debt
Other capital debt
.....	\$478,702.00

Equalized Valuation Basis \$18,150,534.00

CURRENT FINANCES DECEMBER 31, 1967

Cash	\$71,209.53
Taxes receivable	62,278.81
Tax title liens
Foreclosed property
Other receivables	2,035.64
Emergencies and deferred charges	3,091.67
State road aid receivable
.....	\$138,615.65
Cash liabilities	\$29,181.77
Reserves for receivables	64,314.45
Surplus revenue	45,119.43
.....	\$138,615.65

KINNELON BOROUGH—MORRIS COUNTY

Population U. S. Census, 1960—4,431
Estimated Population, 1967—6,230

Land Area 18.97 sq. mi.

Net Valuation Taxable \$27,560,300
Equalized Valuation \$65,113,964

EXPENDITURES FOR 1967

General Government

Administrative and executive \$72,350.00
Assessment and collection of taxes 14,400.00
Financial administration 4,250.00

Public Safety

Fire protection 15,500.00
Police protection 77,650.00
Other protection 2,500.00
Civil defense and disaster control 2,700.00

Streets and Roads

Repairs and maintenance 77,600.00
Street lighting 3,600.00

Sanitation

Street cleaning
Garbage and trash removal 53,000.00
Sanitary sewers
Health and Welfare

Health services 20,850.00
Welfare—public assistance 2,700.00
Hospitals 3,000.00

Recreation

Beaches and boardwalks
Parks and playgrounds
Other recreational services 9,150.00

Education (excl. school districts)

Libraries 21,100.00
Other educational services 500.00

Statutory Expenditures

..... 16,500.00

Unclassified Purposes

..... 6,500.00

Total Municipal Functions \$403,850.00

Per Capita—Municipal Functions

..... \$64.82

Capital Improvements

..... 53,795.56

Debt Service

Principal payments .. \$15,000.00
Interest payments .. 11,655.00

Per Capita—Debt Service

..... \$4.28

Deferred Charges

..... 1,231.27

Total Municipal Expenditures \$485,531.83

Required Payments for Local

School, County, and Special
District Taxes 1,681,766.16

TOTAL EXPENDITURES \$2,167,297.99

Reserve for Uncollected Taxes...

..... \$198,855.67

GRAND TOTAL \$2,366,153.66

REVENUES REALIZED IN 1967

Surplus revenue appropriated ... \$190,000.00
Miscellaneous revenues realized .. 118,912.69
State aid revenues realized 14,756.00
Delinquent tax and lien collections 66,329.40
Current tax collections 1,909,256.31
Emergency borrowings
TOTAL REVENUES \$2,299,254.40

CAPITAL OUTLAY (BY ORDINANCE) 1967

Beaches and boardwalks
Buildings and equipment
Parks and playgrounds
Sanitary sewers
Streets and roads \$20,252.61
Water supply
Other purposes
\$20,252.61

TAXES

Local school taxes \$1,430,105.00
County taxes 251,661.16
Special district taxes
\$1,681,766.16

Local purpose taxes
Veteran and senior citizen tax ... 35,010.00

Total tax levy (for rate purposes) \$2,038,307.66

Per Capita Total Tax Levy ... \$327.18

General tax rate
Adjusted business personalty tax rate 9.10
Adjusted general tax rate 7.38

Current Taxes

1967 taxes levied (total) \$2,014,476.16
Collected in 1967 1,909,256.31
Per cent of levy collected 94.77
Transferred to liens 11,948.79
Adjustments 2,030.56
Balance December 31, 1967 \$91,240.50

All Prior Years Taxes Outstanding

Balance January 1, 1967 \$68,142.08
Collected in 1967 64,771.51
Adjustments —3,318.37
Balance December 31, 1967 \$52.20

Tax Title Liens Outstanding

Balance January 1, 1967 \$12,609.02
Redeemed by cash 1,557.89
Adjustments +15,263.90
Balance December 31, 1967 \$26,315.03

Property Acquired by Deed or Foreclosure

Balance January 1, 1967 \$400.00
Sale for cash
Adjustments
Balance December 31, 1967 \$400.00

CAPITAL DEBT, DECEMBER 31, 1967

Authorized—Issued and Unissued

	Gross Debt	Net Debt
School debt	\$3,797,200.00	\$1,400,294.00
Self-liquidating debt ..		
Other capital debt	300,000.00	300,000.00
	\$4,097,200.00	\$1,700,294.00
Per Cent	6.83	2.83
Per Capita	\$657.66	\$272.92

Issued and Outstanding

School debt \$2,037,200.00
Self-liquidating debt
Other capital debt 300,000.00
\$2,337,200.00

Equalized Valuation Basis \$59,922,655.00

CURRENT FINANCES DECEMBER 31, 1967

Cash \$359,880.11
Taxes receivable 91,292.70
Tax title liens 26,315.03
Foreclosed property 400.00
Other receivables 510.41
Emergencies and deferred charges .. 1,000.00
State road aid receivable 15,416.00
\$494,814.25
Cash liabilities \$80,162.35
Reserves for receivables 118,518.14
Surplus revenue 296,133.76
\$494,814.25

KNOWLTON TOWNSHIP—WARREN COUNTY

Population U. S. Census, 1960—1,442
Estimated Population, 1967—1,650

Land Area 25.90 sq. mi.

Net Valuation Taxable \$10,457,668
Equalized Valuation \$12,838,757

EXPENDITURES FOR 1967

General Government

Administrative and executive	\$10,391.00
Assessment and collection of taxes	4,175.00
Financial administration	1,330.00

Public Safety

Fire protection	1,250.00
Police protection	3,600.00
Other protection
Civil defense and disaster control	220.00

Streets and Roads

Repairs and maintenance	45,543.64
Street lighting	2,000.00

Sanitation

Street cleaning
Garbage and trash removal
Sanitary sewers

Health and Welfare

Health services	1,760.00
Welfare—public assistance	700.00
Hospitals	200.00

Recreation

Benches and boardwalks
Parks and playgrounds
Other recreational services

Education (excl. school districts)

Libraries
Other educational services

Statutory Expenditures

Unclassified Purposes

Total Municipal Functions \$72,769.64

Per Capita—Municipal Functions \$44.10

Capital Improvements

Debt Service

Principal payments
Interest payments

Per Capita—Debt Service

Deferred Charges

Total Municipal Expenditures \$109,126.64

Required Payments for Local

School, County, and Special
District Taxes	267,502.16

TOTAL EXPENDITURES \$376,628.80

Reserve for Uncollected Taxes... \$32,925.00

GRAND TOTAL \$409,553.80

REVENUES REALIZED IN 1967

Surplus revenue appropriated	\$10,104.00
Miscellaneous revenues realized ..	46,828.49
State aid revenues realized	30,014.00
Delinquent tax and lien collections ..	25,265.63
Current tax collections	250,015.77
Emergency borrowings

TOTAL REVENUES \$362,227.89

CAPITAL OUTLAY (BY ORDINANCE) 1967

Benches and boardwalks
Buildings and equipment	\$71.00
Parks and playgrounds
Sanitary sewers
Streets and roads
Water supply
Other purposes

\$71.00

TAXES

Local school taxes	\$181,083.00
County taxes	86,419.16
Special district taxes

\$267,502.16

Local purpose taxes	21,000.00
Veteran and senior citizen tax ..	10,522.00

Total tax levy (for rate purposes) \$299,024.16

Per Capita Total Tax Levy ... \$181.23

General tax rate
Adjusted business personalty tax rate	6.20
Adjusted general tax rate	2.79

Current Taxes

1967 taxes levied (total)	\$289,758.77
Collected in 1967	250,015.77
Per cent of levy col-lected	86.28
Transferred to liens	327.13
Adjustments	346.83
Balance December 31, 1967	\$39,069.04

All Prior Years Taxes Outstanding

Balance January 1, 1967	\$27,732.67
Collected in 1967	25,265.63
Adjustments
Balance December 31, 1967	\$2,467.04

Tax Title Liens Outstanding

Balance January 1, 1967	\$827.36
Redeemed by cash
Adjustments	+327.13
Balance December 31, 1967	\$1,154.49

Property Acquired by Deed or Foreclosure

Balance January 1, 1967
Sale for cash
Adjustments
Balance December 31, 1967

CAPITAL DEBT, DECEMBER 31, 1967

Authorized—Issued and Unissued

	Gross Debt	Net Debt
School debt	\$88,341.00
Self-liquidating debt
Other capital debt ...	17,500.00	\$17,500.00
	\$105,841.00	\$17,500.00

Per Cent	0.91	0.15
Per Capita	\$64.15	\$10.61

Issued and Outstanding

School debt
Self-liquidating debt
Other capital debt

Equalized Valuation Basis \$11,628,644.00

CURRENT FINANCES DECEMBER 31, 1967

Cash	\$86,190.82
Taxes receivable	41,536.08
Tax title liens	1,154.49
Foreclosed property
Other receivables	944.60
Emergencies and deferred charges ..	20,933.64
State road aid receivable	22,027.83
	\$172,787.46

Cash liabilities	\$56,857.56
Reserves for receivables	43,635.17
Surplus revenue	72,294.73

\$172,787.46

LACEY TOWNSHIP—OCEAN COUNTY

Population U. S. Census, 1960—1,940
Estimated Population, 1967—2,610

Land Area 86.47 sq. ml.

Net Valuation Taxable \$44,563,810
Equalized Valuation \$44,511,563

EXPENDITURES FOR 1967

General Government

Administrative and executive	\$39,434.99
Assessment and collection of taxes ..	33,046.65
Financial administration	7,540.00

Public Safety

Fire protection	12,423.77
Police protection	63,739.92
Other protection
Civil defense and disaster control

Streets and Roads

Repairs and maintenance	64,042.56
Street lighting	11,500.00

Sanitation

Street cleaning
Garbage and trash removal	8,017.20
Sanitary sewers

Health and Welfare

Health services	12,448.91
Welfare—public assistance	2,040.00
Hospitals

Recreation

Beaches and boardwalks	300.00
Parks and playgrounds	9,100.00
Other recreational services

Education (excl. school districts)

Libraries	530.00
Other educational services

Statutory Expenditures

6,006.00

Unclassified Purposes

.....

Total Municipal Functions \$270,170.00

Per Capita—Municipal Functions

\$103.51

Capital Improvements

78,400.00

Debt Service

Principal payments
Interest payments

Per Capita—Debt Service

15,100.00

Deferred Charges

.....

Total Municipal Expenditures \$363,670.00

Required Payments for Local

School, County, and Special District Taxes	646,898.95
--	------------

TOTAL EXPENDITURES \$1,010,568.95

Reserve for Uncollected Taxes..

\$154,508.00

GRAND TOTAL \$1,165,076.95

REVENUES REALIZED IN 1967

Surplus revenue appropriated	\$101,000.00
Miscellaneous revenues realized ..	173,422.93
State aid revenues realized	61,963.00
Delinquent tax and lien collections ..	141,220.34
Current tax collections	715,463.48
Emergency borrowings

TOTAL REVENUES \$1,193,069.75

CAPITAL OUTLAY (BY ORDINANCE) 1967

Beaches and boardwalks
Buildings and equipment	\$37,782.03
Parks and playgrounds
Sanitary sewers
Streets and roads
Water supply
Other purposes
	\$37,782.03

TAXES

Local school taxes	\$411,637.33
County taxes	235,261.62
Special district taxes

Local purpose taxes	\$646,898.95
Veteran and senior citizen tax ...	167,500.00
	38,920.00

Total tax levy (for rate purposes) \$853,318.95

Per Capita Total Tax Levy ... \$326.94

General tax rate
Adjusted business personalty tax rate	2.87
Adjusted general tax rate	1.90

Current Taxes

1967 taxes levied (total)	\$826,795.00
Collected in 1967	715,463.48
Per cent of levy collected	\$6.52
Transferred to liens
Adjustments
Balance December 31, 1967	\$111,331.52

All Prior Years Taxes Outstanding

Balance January 1, 1967	\$179,588.08
Collected in 1967	138,275.34
Adjustments	—13,936.97
Balance December 31, 1967	\$27,375.77

Tax Title Liens Outstanding

Balance January 1, 1967	\$56,614.30
Redeemed by cash	2,945.00
Adjustments	+13,936.97
Balance December 31, 1967	\$67,606.27

Property Acquired by Deed or Foreclosure

Balance January 1, 1967	\$105,497.71
Sale for cash	15,682.00
Adjustments	—32,733.00
Balance December 31, 1967	\$87,082.71

CAPITAL DEBT, DECEMBER 31, 1967

Authorized—Issued and Unissued

	Gross Debt	Net Debt
School debt	\$681,404.00
Self-liquidating debt
Other capital debt
	\$681,404.00
Per Cent	1.63
Per Capita	\$261.07

Issued and Outstanding

School debt	\$681,404.00
Self-liquidating debt
Other capital debt
	\$681,404.00

Equalized Valuation Basis \$41,752,578.00

CURRENT FINANCES DECEMBER 31, 1967

Cash	\$417,926.48
Taxes receivable	138,707.29
Tax title liens	67,606.27
Foreclosed property	57,082.71
Other receivables	3,240.28
Emergencies and deferred charges ..	58,381.00
State road aid receivable
	\$742,944.03
Cash liabilities	\$285,343.56
Reserves for receivables	266,636.55
Surplus revenue	190,963.92
	\$742,944.03

LAFAYETTE TOWNSHIP—SUSSEX COUNTY

Population U. S. Census, 1960—1,100
Estimated Population, 1967—1,370

Land Area 18.30 sq. mi.

Net Valuation Taxable \$6,198,432
Equalized Valuation \$7,071,011

EXPENDITURES FOR 1967

General Government	
Administrative and executive	\$10,498.93
Assessment and collection of taxes	5,425.00
Financial administration	1,579.53
Public Safety	
Fire protection	1,000.00
Police protection	300.00
Other protection	200.00
Civil defense and disaster control
Streets and Roads	
Repairs and maintenance	26,326.00
Street lighting	725.00
Sanitation	
Street cleaning
Garbage and trash removal
Sanitary sewers
Health and Welfare	
Health services	990.42
Welfare—public assistance	379.68
Hospitals
Recreation	
Beaches and boardwalks
Parks and playgrounds
Other recreational services
Education (excl. school districts)	
Libraries
Other educational services	200.00
Statutory Expenditures	
.....	1,513.00
Unclassified Purposes	
.....
Total Municipal Functions	\$49,137.56
Per Capita—Municipal Functions	
.....	\$35.87
Capital Improvements	
.....	19,100.00
Debt Service	
Principal payments
Interest payments
Per Capita—Debt Service	
.....
Deferred Charges	
.....	2,785.83
Total Municipal Expenditures	\$71,023.39
Required Payments for Local School, County, and Special District Taxes	
.....	222,045.48
TOTAL EXPENDITURES	\$293,068.87
Reserve for Uncollected Taxes..	
.....	\$28,000.00
GRAND TOTAL	\$321,068.87

REVENUES REALIZED IN 1967

Surplus revenue appropriated	\$30,000.00
Miscellaneous revenues realized ..	16,879.21
State aid revenues realized	19,597.00
Delinquent tax and lien collections ..	19,988.86
Current tax collections	233,246.04
Emergency borrowings
TOTAL REVENUES	\$319,711.11
CAPITAL OUTLAY (BY ORDINANCE) 1967	
Beaches and boardwalks
Buildings and equipment	\$2,500.00
Parks and playgrounds
Sanitary sewers
Streets and roads
Water supply
Other purposes
.....	\$2,500.00

TAXES

Local school taxes	\$177,255.97
County taxes	44,789.51
Special district taxes
.....	\$222,045.48
Local purpose taxes	27,424.83
Veteran and senior citizen tax ..	5,570.00
Total tax levy (for rate purposes)	\$255,040.31
Per Capita Total Tax Levy ...	
.....	\$186.16
General tax rate	
Adjusted business personalty tax rate	7.494
Adjusted general tax rate	3.925
Current Taxes	
1967 taxes levied (total)	\$250,085.87
Collected in 1967	233,246.04
Per cent of levy collected	93.26
Transferred to liens
Adjustments
Balance December 31, 1967	\$16,839.83
All Prior Years Taxes Outstanding	
Balance January 1, 1967	\$21,535.49
Collected in 1967	19,988.86
Adjustments
Balance December 31, 1967	\$1,546.63
Tax Title Liens Outstanding	
Balance January 1, 1967	\$4,387.69
Redeemed by cash
Adjustments
Balance December 31, 1967	\$4,387.69
Property Acquired by Deed or Foreclosure	
Balance January 1, 1967
Sale for cash
Adjustments
Balance December 31, 1967

CAPITAL DEBT, DECEMBER 31, 1967

Authorized—Issued and Unissued	
Gross Debt	Net Debt
School debt	\$273,443.00
Self-liquidating debt
Other capital debt	23,000.00
.....	\$23,000.00
.....	\$296,443.00
.....	\$23,000.00
Per Cent	3.58
Per Capita	\$216.38
.....	0.27
.....	\$16.79

Issued and Outstanding

School debt	\$273,443.00
Self-liquidating debt
Other capital debt
.....	\$273,443.00

Equalized Valuation Basis \$8,276,146.00

CURRENT FINANCES DECEMBER 31, 1967

Cash	\$52,758.68
Taxes receivable	18,386.46
Tax title liens	4,387.69
Foreclosed property
Other receivables	30,437.65
Emergencies and deferred charges ..	1,929.86
State road aid receivable	36,928.00
.....	\$144,828.34
Cash Liabilities	\$48,171.85
Reserves for receivables	53,211.80
Surplus revenue	43,444.69
.....	\$144,828.34

LAKEHURST BOROUGH—OCEAN COUNTY

Population U. S. Census, 1960—2,780
Estimated Population, 1967—3,390

Land Area 1.16 sq. mi.

Net Valuation Taxable \$6,446,910
Equalized Valuation \$5,955,934

EXPENDITURES FOR 1967

General Government	
Administrative and executive	\$19,590.37
Assessment and collection of taxes	6,063.04
Financial administration	1,400.00
Public Safety	
Fire protection	2,086.08
Police protection	23,794.35
Other protection	78.75
Civil defense and disaster control	731.43
Streets and Roads	
Repairs and maintenance	5,315.07
Street lighting	4,397.14
Sanitation	
Street cleaning	16,294.79
Garbage and trash removal
Sanitary sewers
Health and Welfare	
Health services	568.86
Welfare—public assistance	664.50
Hospitals
Recreation	
Beaches and boardwalks
Parks and playgrounds	863.40
Other recreational services
Education (excl. school districts)	
Libraries
Other educational services
Statutory Expenditures	5,679.52
Unclassified Purposes
Total Municipal Functions	\$87,527.30
Per Capita—Municipal Functions	\$25.82
Capital Improvements	7,331.00
Debt Service	4,750.00
Principal payments	\$4,000.00
Interest payments	750.00
Per Capita—Debt Service	\$1.40
Deferred Charges	9,399.86
Total Municipal Expenditures	\$109,008.16
Required Payments for Local School, County, and Special District Taxes	78,970.06
TOTAL EXPENDITURES	\$187,978.22
Reserve for Uncollected Taxes...	\$16,593.44
GRAND TOTAL	\$204,571.66

REVENUES REALIZED IN 1967

Surplus revenue appropriated	\$10,436.21
Miscellaneous revenues realized	33,696.83
State aid revenues realized	7,139.00
Delinquent tax and lien collections	13,089.88
Current tax collections	129,722.87
Emergency borrowings
TOTAL REVENUES	\$194,075.79

CAPITAL OUTLAY (BY ORDINANCE) 1967

Beaches and boardwalks
Buildings and equipment
Parks and playgrounds
Sanitary sewers	\$123,180.64
Streets and roads
Water supply	3,120.31
Other purposes
TOTAL	\$126,300.95

TAXES

Local school taxes	\$47,534.00
County taxes	31,436.06
Special district taxes
Local purpose taxes	\$78,970.06
Veteran and senior citizen tax	67,985.00
Total tax levy (for rate purposes)	\$158,375.06
Per Capita Total Tax Levy	\$46.72
General tax rate	2.44
Adjusted business personality tax rate
Adjusted general tax rate
Current Taxes	
1967 taxes levied (total)	\$147,089.87
Collected in 1967	129,722.87
Per cent of levy collected	88.19
Transferred to liens
Adjustments
Balance December 31, 1967	\$17,367.00
All Prior Years Taxes Outstanding	
Balance January 1, 1967	\$18,061.68
Collected in 1967	12,193.96
Adjustments	—212.21
Balance December 31, 1967	\$5,655.51
Tax Title Liens Outstanding	
Balance January 1, 1967	\$5,355.10
Redeemed by cash	895.92
Adjustments	+249.17
Balance December 31, 1967	\$4,708.35
Property Acquired by Deed or Foreclosure	
Balance January 1, 1967	\$9,500.00
Sale for cash
Adjustments
Balance December 31, 1967	\$9,500.00

CAPITAL DEBT, DECEMBER 31, 1967

Authorized—Issued and Unissued			
	Gross Debt	Net Debt	
School debt	\$434,650.00	\$269,390.00	
Self-liquidating debt	515,000.00	107,381.00	
Other capital debt	12,000.00	12,000.00	
	\$961,650.00	\$388,771.00	
Per Cent	17.45	7.05	
Per Capita	\$283.67	\$114.68	

Issued and Outstanding

School debt	\$126,000.00
Self-liquidating debt	500,000.00
Other capital debt	12,000.00
	\$638,000.00

Equalized Valuation Basis \$5,508,673.00

CURRENT FINANCES DECEMBER 31, 1967

Cash	\$13,048.66
Taxes receivable	23,022.51
Tax title liens	4,708.35
Foreclosed property	9,500.00
Other receivables	1,514.55
Emergencies and deferred charges	1,532.30
State road aid receivable	5,231.00
	\$58,557.37
Cash liabilities	\$11,641.97
Reserves for receivables	38,745.41
Surplus revenue	8,169.99
	\$58,557.37

LAKEWOOD TOWNSHIP—OCEAN COUNTY

Population U. S. Census, 1960—16,020
Estimated Population, 1967—22,860

Land Area 25.80 sq. ml.

Net Valuation Taxable \$104,238,080
Equalized Valuation \$102,676,607

EXPENDITURES FOR 1967

General Government

Administrative and executive	\$239,729.08
Assessment and collection of taxes	69,219.59
Financial administration	20,401.73

Public Safety

Fire protection	69,875.00
Police protection	388,698.44
Other protection	35,467.77
Civil defense and disaster control	5,280.00

Streets and Roads

Repairs and maintenance	228,715.66
Street lighting	59,370.83

Sanitation

Street cleaning	40,442.18
Garbage and trash removal	75,797.56
Sanitary sewers

Health and Welfare

Health services	24,870.00
Welfare—public assistance	23,820.00
Hospitals	32,000.00

Recreation

Beaches and boardwalks
Parks and playgrounds	35,740.67
Other recreational services	37,766.45

Education (excl. school districts)

Libraries	60,110.00
Other educational services

Statutory Expenditures

.....	86,147.69
-------	-----------

Unclassified Purposes

.....	3,000.00
-------	----------

Total Municipal Functions \$1,536,452.65

Per Capita—Municipal Functions

.....	\$67.21
-------	---------

Capital Improvements

.....	102,490.00
-------	------------

Debt Service

Principal payments	148,200.60
Interest payments

Per Capita—Debt Service

.....	\$6.48
-------	--------

Deferred Charges

.....
-------	-------

Total Municipal Expenditures \$1,787,143.25

Required Payments for Local

School, County, and Special District Taxes	2,559,357.66
--	--------------

TOTAL EXPENDITURES

.....	\$4,346,500.91
-------	----------------

Reserve for Uncollected Taxes..

.....	\$520,176.35
-------	--------------

GRAND TOTAL \$4,866,677.26

REVENUES REALIZED IN 1967

Surplus revenue appropriated	\$400,000.00
Miscellaneous revenues realized ..	561,878.83
State aid revenues realized	49,899.00
Delinquent tax and lien collections ..	381,124.08
Current tax collections	3,337,851.23
Emergency borrowings

TOTAL REVENUES \$4,730,753.14

CAPITAL OUTLAY (BY ORDINANCE) 1967

Beaches and boardwalks
Buildings and equipment	\$162,904.64
Parks and playgrounds
Sanitary sewers	101,316.25
Streets and roads	33,976.55
Water supply	73,620.04
Other purposes

\$371,817.48

TAXES

Local school taxes	\$2,038,192.25
County taxes	521,165.41
Special district taxes

Local purpose taxes	\$2,559,357.66
Veteran and senior citizen tax	1,141,305.60
.....	100,430.00

Total tax levy (for rate purposes) \$3,801,933.26

Per Capita Total Tax Levy ...

.....	\$166.28
-------	----------

General tax rate
Adjusted business personalty tax rate	4.17
Adjusted general tax rate	3.61

Current Taxes

1967 taxes levied (total)	\$3,810,042.42
Collected in 1967	3,337,851.23
Per cent of levy col-lected	87.60

Transferred to liens
Adjustments
Balance December 31, 1967	\$472,191.19

All Prior Years Taxes Outstanding

Balance January 1, 1967	\$534,371.40
Collected in 1967	328,481.62
Adjustments
Balance December 31, 1967	\$205,889.78

Tax Title Liens Outstanding

Balance January 1, 1967	\$190,309.03
Redeemed by cash	52,642.46
Adjustments
Balance December 31, 1967	\$137,666.57

Property Acquired by Deed or Foreclosure

Balance January 1, 1967	\$184,399.00
Sale for cash	17,265.00
Adjustments
Balance December 31, 1967	\$167,134.00

CAPITAL DEBT, DECEMBER 31, 1967

Authorized—Issued and Unissued

	Gross Debt	Net Debt
School debt	\$3,095,000.00
Self-liquidating debt
Other capital debt	2,411,474.00	\$2,411,474.00
	\$5,506,474.00	\$2,411,474.00

Per Cent	5.78	2.53
Per Capita	\$240.88	\$105.49

Issued and Outstanding

School debt	\$3,095,000.00
Self-liquidating debt
Other capital debt	1,464,000.00
	\$4,559,000.00

Equalized Valuation Basis \$95,237,701.00

CURRENT FINANCES DECEMBER 31, 1967

Cash	\$510,489.01
Taxes receivable	678,080.97
Tax title liens	137,666.57
Foreclosed property	167,134.00
Other receivables	7,654.50
Emergencies and deferred charges
State road aid receivable	38,781.00
	\$1,539,806.05

Cash liabilities	\$113,781.86
Reserves for receivables	990,536.04
Surplus revenue	435,488.15

\$1,539,806.05

LAMBERTVILLE CITY—HUNTERDON COUNTY

Population U. S. Census, 1960—4,269
Estimated Population, 1967—4,500

Land Area 1.10 sq. mi.

Net Valuation Taxable \$13,695,526
Equalized Valuation \$13,451,780

EXPENDITURES FOR 1967

General Government

Administrative and executive	\$29,733.40
Assessment and collection of taxes ..	10,250.00
Financial administration	3,700.00

Public Safety

Fire protection	15,300.00
Police protection	57,200.00
Other protection	1,690.00
Civil defense and disaster control ..	500.00

Streets and Roads

Repairs and maintenance	41,465.00
Street lighting	6,600.00

Sanitation

Street cleaning	22,500.00
Garbage and trash removal	22,500.00
Sanitary sewers

Health and Welfare

Health services	3,100.00
Welfare—public assistance	7,775.00
Hospitals

Recreation

Beaches and boardwalks
Parks and playgrounds	2,900.00
Other recreational services

Education (excl. school districts)

Libraries	3,600.00
Other educational services	500.00

Statutory Expenditures

5,500.00

Unclassified Purposes

.....

Total Municipal Functions \$212,313.40

Per Capita—Municipal Functions \$47.18

Capital Improvements

20,500.00

Debt Service

Principal payments
Interest payments

Per Capita—Debt Service

.....

Deferred Charges

2,800.00

Total Municipal Expenditures \$235,613.40

Required Payments for Local

School, County, and Special
District Taxes	430,016.40

TOTAL EXPENDITURES \$665,629.80

Reserve for Uncollected Taxes...

\$83,692.00

GRAND TOTAL \$749,321.80

REVENUES REALIZED IN 1967

Surplus revenue appropriated	\$40,000.00
Miscellaneous revenues realized ..	88,497.20
State aid revenues realized ..	16,317.41
Delinquent tax and lien collections ..	66,527.45
Current tax collections	479,460.13
Emergency borrowings

TOTAL REVENUES \$690,802.19

CAPITAL OUTLAY (BY ORDINANCE) 1967

Beaches and boardwalks
Buildings and equipment
Parks and playgrounds
Sanitary sewers
Streets and roads
Water supply
Other purposes

TAXES

Local school taxes	\$376,771.47
County taxes	53,244.93
Special district taxes

Local purpose taxes	\$430,016.40
Veteran and senior citizen tax ...	123,214.00
.....	30,450.00

Total tax levy (for rate purposes) \$583,680.40

Per Capita Total Tax Levy ... \$129.71

General tax rate
Adjusted business personality tax rate ..	7.50
Adjusted general tax rate	3.95

Current Taxes

1967 taxes levied (total)	\$553,384.25
Collected in 1967	479,460.13
Per cent of levy collected ..	86.64
Transferred to liens
Adjustments
Balance December 31, 1967	\$73,924.12

All Prior Years Taxes Outstanding

Balance January 1, 1967	\$84,099.01
Collected in 1967	63,533.39
Adjustments
Balance December 31, 1967	\$20,565.62

Tax Title Liens Outstanding

Balance January 1, 1967	\$9,034.14
Redeemed by cash	2,994.06
Adjustments
Balance December 31, 1967	\$6,040.08

Property Acquired by Deed or

Foreclosure
Balance January 1, 1967	\$1,925.00
Sale for cash
Adjustments
Balance December 31, 1967	\$1,925.00

CAPITAL DEBT, DECEMBER 31, 1967

Authorized—Issued and Unissued

	Gross Debt	Net Debt
School debt	\$861,173.00	\$286,806.00
Self-liquidating debt
Other capital debt
	\$861,173.00	\$286,806.00
Per Cent	6.98	2.32
Per Capita	\$191.37	\$63.73

Issued and Outstanding

School debt	\$861,173.00
Self-liquidating debt
Other capital debt
	\$861,173.00

Equalized Valuation Basis \$12,327,777.00

CURRENT FINANCES DECEMBER 31, 1967

Cash	\$111,811.04
Taxes receivable	94,489.74
Tax title liens	6,040.08
Foreclosed property	1,925.00
Other receivables	18,621.08
Emergencies and deferred charges ..	8,900.00
State road aid receivable	15,318.84
	\$257,105.78
Cash liabilities	\$70,546.48
Reserves for receivables	121,075.90
Surplus revenue	65,483.40
	\$257,105.78

LAUREL SPRINGS BOROUGH—CAMDEN COUNTY

Population U. S. Census, 1960—2,028
Estimated Population, 1967—2,600

Land Area 0.43 sq. mi.

Net Valuation Taxable \$4,908,043
Equalized Valuation \$10,254,182

EXPENDITURES FOR 1967

General Government

Administrative and executive	\$21,742.84
Assessment and collection of taxes	4,975.24
Financial administration	2,650.00

Public Safety

Fire protection	4,162.57
Police protection	47,118.95
Other protection	1,385.00
Civil defense and disaster control	514.35

Streets and Roads

Repairs and maintenance	20,542.23
Street lighting	5,033.40

Sanitation

Street cleaning
Garbage and trash removal	7,325.00
Sanitary sewers

Health and Welfare

Health services	930.50
Welfare—public assistance	450.00
Hospitals

Recreation

Beaches and boardwalks
Parks and playgrounds
Other recreational services

Education (excl. school districts)

Libraries	440.49
Other educational services	1,017.43

Statutory Expenditures

2,210.00

Unclassified Purposes

Total Municipal Functions \$120,498.00

Per Capita—Municipal Functions \$46.34

Capital Improvements

7,770.00

Debt Service

2,980.00

Principal payments \$2,980.00

Interest payments

Per Capita—Debt Service \$1.15

Deferred Charges

1,500.00

Total Municipal Expenditures \$132,748.00

Required Payments for Local

School, County, and Special District Taxes 262,214.54

TOTAL EXPENDITURES \$394,962.54

Reserve for Uncollected Taxes...

\$15,450.94

GRAND TOTAL \$410,413.48

REVENUES REALIZED IN 1967

Surplus revenue appropriated	\$20,000.00
Miscellaneous revenues realized ..	101,845.86
State aid revenues realized	9,924.00
Delinquent tax and lien collections ..	3,361.45
Current tax collections	276,738.54
Emergency borrowings

TOTAL REVENUES \$411,869.85

CAPITAL OUTLAY (BY ORDINANCE) 1967

Beaches and boardwalks
Buildings and equipment	\$23,788.45
Parks and playgrounds
Sanitary sewers
Streets and roads
Water supply
Other purposes
	\$23,788.45

TAXES

Local school taxes	\$180,886.00
County taxes	81,328.54
Special district taxes

Local purpose taxes	\$262,214.54
Veteran and senior citizen tax ...	37,730.94
	15,560.00

Total tax levy (for rate purposes) \$315,505.48

Per Capita Total Tax Levy ... \$121.35

General tax rate
Adjusted business personalty tax rate	8.02
Adjusted general tax rate	6.24

Current Taxes

1967 taxes levied (total)	\$301,258.82
Collected in 1967	276,738.54
Per cent of levy collected	91.86
Transferred to liens
Adjustments
Balance December 31, 1967	\$24,520.28

All Prior Years Taxes Outstanding

Balance January 1, 1967	\$3,242.33
Collected in 1967	3,207.85
Adjustments	—34.48
Balance December 31, 1967

Tax Title Liens Outstanding

Balance January 1, 1967	\$153.60
Redeemed by cash	153.60
Adjustments
Balance December 31, 1967

Property Acquired by Deed or

Foreclosure

Balance January 1, 1967	\$2,011.00
Sale for cash	500.00
Adjustments
Balance December 31, 1967	\$1,511.00

CAPITAL DEBT, DECEMBER 31, 1967

Authorized—Issued and Unissued

	Gross Debt	Net Debt
School debt	\$50,000.00
Self-liquidating debt
Other capital debt	20,000.00	20,000.00
	\$70,000.00	\$20,000.00
Per Cent	0.77	0.22
Per Capita	\$26.92	\$7.69

Issued and Outstanding

School debt	\$50,000.00
Self-liquidating debt
Other capital debt	20,000.00
	\$70,000.00

Equalized Valuation Basis \$9,032,441.00

CURRENT FINANCES DECEMBER 31, 1967

Cash	\$21,160.23
Taxes receivable	24,520.28
Tax title liens
Foreclosed property	1,511.00
Other receivables
Emergencies and deferred charges ..	6,568.00
State road aid receivable	12,314.14
	\$66,073.65
Cash liabilities	\$19,921.81
Reserves for receivables	26,031.28
Surplus revenue	20,120.56
	\$66,073.65

LAVALLETTE BOROUGH—OCEAN COUNTY

Population U. S. Census, 1960—832
Estimated Population, 1967—820

Land Area 0.57 sq. mi.

Net Valuation Taxable \$26,287,919
Equalized Valuation \$29,459,571

EXPENDITURES FOR 1967

General Government	
Administrative and executive	\$54,150.00
Assessment and collection of taxes ..	9,000.00
Financial administration	4,700.00
Public Safety	
Fire protection	8,900.00
Police protection	83,550.00
Other protection	2,450.00
Civil defense and disaster control ..	100.00
Streets and Roads	
Repairs and maintenance	56,700.00
Street lighting	3,000.00
Sanitation	
Street cleaning	22,400.00
Garbage and trash removal	16,400.00
Sanitary sewers	
Health and Welfare	
Health services	3,800.00
Welfare—public assistance	200.00
Hospitals	100.00
Recreation	
Beaches and boardwalks	49,800.00
Parks and playgrounds	3,500.00
Other recreational services	
Education (excl. school districts)	
Libraries	
Other educational services	2,400.00
Statutory Expenditures	
.....	16,071.00
Unclassified Purposes	
.....	
Total Municipal Functions	\$337,221.00
Per Capita—Municipal Functions	\$411.25
Capital Improvements	
.....	49,800.00
Debt Service	
.....	20,000.00
Principal payments .. \$16,000.00	
Interest payments .. 4,000.00	
Per Capita—Debt Service	\$24.39
Deferred Charges	
.....	
Total Municipal Expenditures	\$407,021.00
Required Payments for Local School, County, and Special District Taxes	
.....	306,443.69
TOTAL EXPENDITURES	\$713,464.69
Reserve for Uncollected Taxes..	
.....	\$74,500.00
GRAND TOTAL	\$787,964.69

REVENUES REALIZED IN 1967

Surplus revenue appropriated	\$109,500.00
Miscellaneous revenues realized ...	182,457.46
State aid revenues realized	7,284.00
Delinquent tax and lien collections ..	25,430.20
Current tax collections	489,306.83
Emergency borrowings	
TOTAL REVENUES	\$813,978.49

CAPITAL OUTLAY (BY ORDINANCE) 1967

Beaches and boardwalks	
Buildings and equipment	
Parks and playgrounds	
Sanitary sewers	
Streets and roads	\$5,967.55
Water supply	
Other purposes	
	\$5,967.55

TAXES

Local school taxes	\$150,607.00
County taxes	155,836.69
Special district taxes	
	\$306,443.69
Local purpose taxes	200,000.00
Veteran and senior citizen tax ...	13,710.00
Total tax levy (for rate purposes)	\$520,153.69
Per Capita Total Tax Levy ...	
.....	\$634.33
General tax rate	1.98
Adjusted business personality tax rate	
Adjusted general tax rate	
Current Taxes	
1967 taxes levied (total)	\$513,585.15
Collected in 1967	489,306.83
Per cent of levy collected	95.27
Transferred to liens	
Adjustments	
Balance December 31, 1967	\$24,278.32
All Prior Years Taxes Outstanding	
Balance January 1, 1967	\$27,471.22
Collected in 1967	25,430.20
Adjustments	
Balance December 31, 1967	\$2,041.02
Tax Title Liens Outstanding	
Balance January 1, 1967	
Redeemed by cash	
Adjustments	
Balance December 31, 1967	
Property Acquired by Deed or Foreclosure	
Balance January 1, 1967	\$600.00
Sale for cash	
Adjustments	
Balance December 31, 1967	\$600.00

CAPITAL DEBT, DECEMBER 31, 1967

Authorized—Issued and Unissued

	Gross Debt	Net Debt
School debt	\$256,000.00	
Self-liquidating debt ..		
Other capital debt	61,699.00	\$61,699.00
	\$317,699.00	\$61,699.00
Per Cent	1.15	0.22
Per Capita	\$387.44	\$75.24

Issued and Outstanding

School debt	\$56,000.00
Self-liquidating debt	
Other capital debt	50,000.00
	\$106,000.00

Equalized Valuation Basis \$27,582,734.00

CURRENT FINANCES DECEMBER 31, 1967

Cash	\$245,940.66
Taxes receivable	26,319.34
Tax title liens	
Foreclosed property	600.00
Other receivables	415.50
Emergencies and deferred charges ..	7,021.00
State road aid receivable	11,223.00
	\$291,519.50
Cash liabilities	\$68,367.76
Reserves for receivables	27,334.84
Surplus revenue	195,816.90
	\$291,519.50

LAWNSIDE BOROUGH—CAMDEN COUNTY

Population U. S. Census, 1960—2,155
Estimated Population, 1967—2,600

Land Area 1.45 sq. mi.

Net Valuation Taxable \$3,825,869
Equalized Valuation \$8,392,710

EXPENDITURES FOR 1967

General Government

Administrative and executive	\$32,675.00
Assessment and collection of taxes	12,761.00
Financial administration	3,302.00

Public Safety

Fire protection	5,320.00
Police protection	32,835.00
Other protection	430.00
Civil defense and disaster control	200.00

Streets and Roads

Repairs and maintenance	11,440.00
Street lighting	6,000.00

Sanitation

Street cleaning
Garbage and trash removal	8,250.00
Sanitary sewers

Health and Welfare

Health services	3,705.00
Welfare—public assistance	5,415.70
Hospitals

Recreation

Beaches and boardwalks
Parks and playgrounds	1,148.50
Other recreational services

Education (excl. school districts)

Libraries
Other educational services	250.00

Statutory Expenditures

4,800.00

Unclassified Purposes

50.00

Total Municipal Functions \$128,582.20

Per Capita—Municipal Functions

\$49.45

Capital Improvements

42,600.00

Debt Service

Principal payments
Interest payments

Per Capita—Debt Service

Deferred Charges

34,205.00

Total Municipal Expenditures \$205,387.20

Required Payments for Local

School, County, and Special District Taxes	221,810.30
--	------------

TOTAL EXPENDITURES \$427,197.50

Reserve for Uncollected Taxes..

\$73,212.80

GRAND TOTAL \$500,410.30

REVENUES REALIZED IN 1967

Surplus revenue appropriated	\$122,000.00
Miscellaneous revenues realized	90,190.39
State aid revenues realized	11,159.46
Delinquent tax and lien collections	41,186.60
Current tax collections	229,339.51
Emergency borrowings

TOTAL REVENUES \$493,875.96

CAPITAL OUTLAY (BY ORDINANCE) 1967

Beaches and boardwalks
Buildings and equipment
Parks and playgrounds
Sanitary sewers	\$46,771.94
Streets and roads
Water supply
Other purposes

\$46,771.94

TAXES

Local school taxes	\$155,314.50
County taxes	66,495.80
Special district taxes

\$221,810.30

Local purpose taxes	50,800.00
Veteran and senior citizen tax	12,030.00

Total tax levy (for rate purposes) \$284,640.30

Per Capita Total Tax Levy ...

\$109.48

General tax rate	7.44
Adjusted business personalty tax rate
Adjusted general tax rate

Current Taxes

1967 taxes levied (total)	\$308,023.64
Collected in 1967	229,339.51
Per cent of levy collected	74.45
Transferred to liens	13,670.24
Adjustments	967.41
Balance December 31, 1967	\$64,046.48

All Prior Years Taxes Outstanding

Balance January 1, 1967	\$47,900.08
Collected in 1967	31,058.69
Adjustments	258.46
Balance December 31, 1967	\$16,582.93

Tax Title Liens Outstanding

Balance January 1, 1967	\$42,615.79
Redeemed by cash	10,127.91
Adjustments	+12,441.90
Balance December 31, 1967	\$44,929.78

Property Acquired by Deed or

Foreclosure	
Balance January 1, 1967	\$54,640.00
Sale for cash	10,466.50
Adjustments	+6,694.84
Balance December 31, 1967	\$55,868.34

CAPITAL DEBT, DECEMBER 31, 1967

Authorized—Issued and Unissued

	Gross Debt	Net Debt
School debt	\$38,000.00
Self-liquidating debt	511,200.00
Other capital debt
	\$549,200.00
Per Cent	6.83
Per Capita	\$211.23

Issued and Outstanding

School debt	\$38,000.00
Self-liquidating debt	480,000.00
Other capital debt

\$518,000.00

Equalized Valuation Basis \$8,037,575.00

CURRENT FINANCES DECEMBER 31, 1967

Cash	\$287,264.66
Taxes receivable	80,629.41
Tax title liens	44,929.78
Foreclosed property	55,868.34
Other receivables	52,014.63
Emergencies and deferred charges	13,127.50
State road aid receivable	16,431.41
	\$550,265.73

Cash liabilities	\$104,366.99
Reserves for receivables	233,442.16
Surplus revenue	212,456.58

\$550,265.73

LAWRENCE TOWNSHIP—CUMBERLAND COUNTY

Population U. S. Census, 1960—2,639
Estimated Population, 1967—2,900

Land Area 35.60 sq. mi.

Net Valuation Taxable \$3,289,729
Equalized Valuation \$8,863,389

EXPENDITURES FOR 1967

General Government	
Administrative and executive	\$12,406.62
Assessment and collection of taxes	5,693.51
Financial administration	1,850.00
Public Safety	
Fire protection	4,650.76
Police protection	10,797.39
Other protection	1,601.94
Civil defense and disaster control	124.28
Streets and Roads	
Repairs and maintenance	18,358.16
Street lighting	5,625.00
Sanitation	
Street cleaning
Garbage and trash removal	2,696.00
Sanitary sewers
Health and Welfare	
Health services	1,645.08
Welfare—public assistance	909.06
Hospitals
Recreation	
Beaches and boardwalks
Parks and playgrounds	1,408.02
Other recreational services
Education (excl. school districts)	
Libraries	1,200.00
Other educational services	332.37
Statutory Expenditures	
.....	1,514.00
Unclassified Purposes	
.....
Total Municipal Functions	\$70,812.19
Per Capita—Municipal Functions	
.....	\$24.42
Capital Improvements	
.....	18,060.00
Debt Service	
Principal payments	275.55
Interest payments ..	\$275.55
Per Capita—Debt Service	
.....	\$0.10
Deferred Charges	
.....	4,043.21
Total Municipal Expenditures	\$93,190.95
Required Payments for Local School, County, and Special District Taxes	
.....	239,957.42
TOTAL EXPENDITURES	\$333,148.37
Reserve for Uncollected Taxes...	\$67,052.79
GRAND TOTAL	\$400,201.16

REVENUES REALIZED IN 1967

Surplus revenue appropriated	\$18,726.02
Miscellaneous revenues realized ..	39,034.80
State aid revenues realized	23,551.00
Delinquent tax and lien collections ..	48,271.04
Current tax collections	200,063.30
Emergency borrowings

TOTAL REVENUES \$329,646.16

CAPITAL OUTLAY (BY ORDINANCE) 1967

Beaches and boardwalks
Buildings and equipment
Parks and playgrounds
Sanitary sewers
Streets and roads
Water supply
Other purposes

TAXES

Local school taxes	\$168,307.79
County taxes	71,649.63
Special district taxes
.....	\$239,957.42
Local purpose taxes	29,924.00
Veteran and senior citizen tax ..	10,880.00
Total tax levy (for rate purposes)	\$280,761.42
Per Capita Total Tax Levy ...	
.....	\$96.81
General tax rate
Adjusted business personalty tax rate	12.34
Adjusted general tax rate	8.29
Current Taxes	
1967 taxes levied (total)	\$269,881.42
Collected in 1967	200,063.30
Per cent of levy col- lected	74.13
Transferred to liens
Adjustments
Balance December 31, 1967	\$69,818.12
All Prior Years Taxes Outstanding	
Balance January 1, 1967	\$49,648.07
Collected in 1967	45,577.00
Adjustments
Balance December 31, 1967	\$4,071.07
Tax Title Liens Outstanding	
Balance January 1, 1967	\$15,635.71
Redeemed by cash	2,694.04
Adjustments
Balance December 31, 1967	\$12,941.67
Property Acquired by Deed or Foreclosure	
Balance January 1, 1967	\$600.00
Sale for cash
Adjustments
Balance December 31, 1967	\$600.00

CAPITAL DEBT, DECEMBER 31, 1967

Authorized—Issued and Unissued

	Gross Debt	Net Debt
School debt	\$250,000.00	\$6,430.00
Self-liquidating debt
Other capital debt
.....	\$250,000.00	\$6,430.00
Per Cent	3.07	0.07
Per Capita	\$86.21	\$2.22

Issued and Outstanding

School debt	\$250,000.00
Self-liquidating debt
Other capital debt
.....	\$250,000.00

Equalized Valuation Basis \$8,118,986.00

CURRENT FINANCES DECEMBER 31, 1967

Cash	\$20,017.28
Taxes receivable	73,889.19
Tax title liens	12,941.67
Foreclosed property	600.00
Other receivables	525.00
Emergencies and deferred charges ..	7,807.19
State road aid receivable	38,427.73
.....	\$154,208.06
Cash liabilities	\$37,195.81
Reserves for receivables	87,955.86
Surplus revenue	29,056.39
.....	\$154,208.06

LAWRENCE TOWNSHIP—MERCER COUNTY

Population U. S. Census, 1960—13,665
Estimated Population, 1967—18,510

Land Area 21.87 sq. mi.

Net Valuation Taxable \$61,416,680
Equalized Valuation \$133,218,876

EXPENDITURES FOR 1967

General Government	
Administrative and executive	\$171,260.26
Assessment and collection of taxes ..	41,772.56
Financial administration	10,822.85
Public Safety	
Fire protection	30,600.00
Police protection	330,764.12
Other protection	23,650.00
Civil defense and disaster control ..	28,040.00
Streets and Roads	
Repairs and maintenance	198,774.04
Street lighting	36,000.00
Sanitation	
Street cleaning	110,000.00
Garbage and trash removal	364,409.37
Sanitary sewers	
Health and Welfare	
Health services	31,406.61
Welfare—public assistance	16,300.00
Hospitals	
Recreation	
Beaches and boardwalks	
Parks and playgrounds	30,093.31
Other recreational services	
Education (excl. school districts)	
Libraries	400.00
Other educational services	1,197.75
Statutory Expenditures	58,349.13
Unclassified Purposes	1,125.00
Total Municipal Functions	\$1,484,965.00
Per Capita—Municipal Functions	\$80.23
Capital Improvements	135,111.11
Debt Service	70,500.00
Principal payments ..	\$25,000.00
Interest payments ..	45,500.00
Per Capita—Debt Service	\$3.81
Deferred Charges	3,050.49
Total Municipal Expenditures	\$1,693,626.60
Required Payments for Local School, County, and Special District Taxes	
	3,494,842.50
TOTAL EXPENDITURES	\$5,188,469.10
Reserve for Uncollected Taxes...	\$212,889.40
GRAND TOTAL	\$5,401,358.50

REVENUES REALIZED IN 1967

Surplus revenue appropriated	\$157,500.00
Miscellaneous revenues realized ..	712,610.32
State aid revenues realized	61,412.00
Delinquent tax and lien collections ..	175,874.18
Current tax collections	4,248,777.41
Emergency borrowings	
TOTAL REVENUES	\$5,356,173.91

CAPITAL OUTLAY (BY ORDINANCE) 1967

Beaches and boardwalks	
Buildings and equipment	\$28,793.74
Parks and playgrounds	83,051.55
Sanitary sewers	14,982.63
Streets and roads	
Water supply	7,418.00
Other purposes	
	\$134,245.92

TAXES

Local school taxes	\$2,439,371.75
County taxes	1,055,470.75
Special district taxes	
	\$3,494,842.50
Local purpose taxes	916,904.00
Veteran and senior citizen tax ...	91,560.00
Total tax levy (for rate purposes)	\$4,503,306.50
Per Capita Total Tax Levy ...	\$243.29
General tax rate	
Adjusted business personalty tax rate	11.42
Adjusted general tax rate	7.01
Current Taxes	
1967 taxes levied (total)	\$4,505,699.90
Collected in 1967	4,248,777.41
Per cent of levy col- lected	94.29
Transferred to liens	2,500.74
Adjustments	18,536.13
Balance December 31, 1967	\$235,885.62
All Prior Years Taxes Outstanding	
Balance January 1, 1967	\$192,198.84
Collected in 1967	175,238.20
Adjustments	—5,664.22
Balance December 31, 1967	\$11,296.42
Tax Title Liens Outstanding	
Balance January 1, 1967	\$5,829.95
Redeemed by cash	635.98
Adjustments	+4,175.80
Balance December 31, 1967	\$9,369.77
Property Acquired by Deed or Foreclosure	
Balance January 1, 1967	\$9,170.00
Sale for cash	
Adjustments	
Balance December 31, 1967	\$9,170.00

CAPITAL DEBT, DECEMBER 31, 1967

Authorized—Issued and Unissued

	Gross Debt	Net Debt
School debt	\$6,693,000.00	\$1,995,156.00
Self-liquidating debt ..		
Other capital debt	913,255.00	913,255.00
	\$7,606,255.00	\$2,908,411.00
Per Cent	6.47	2.47
Per Capita	\$410.93	\$157.13

Issued and Outstanding

School debt	\$4,488,000.00
Self-liquidating debt	
Other capital debt	865,983.00
	\$5,353,983.00

Equalized Valuation Basis \$117,446,113.00

CURRENT FINANCES DECEMBER 31, 1967

Cash	\$382,985.44
Taxes receivable	247,182.04
Tax title liens	9,369.77
Foreclosed property	9,170.00
Other receivables	36,390.31
Emergencies and deferred charges ..	
State road aid receivable	112,773.83
	\$797,871.39
Cash liabilities	\$247,311.05
Reserves for receivables	302,112.12
Surplus revenue	248,448.22
	\$797,871.39

LEBANON BOROUGH—HUNTERDON COUNTY

Population U. S. Census, 1960—880
Estimated Population, 1967—950

Land Area 1.10 sq. mi.

Net Valuation Taxable \$4,978,297
Equalized Valuation \$5,487,780

EXPENDITURES FOR 1967

General Government

Administrative and executive	\$8,990.00
Assessment and collection of taxes	2,050.00
Financial administration	757.00

Public Safety

Fire protection	3,679.00
Police protection	2,885.00
Other protection	200.00
Civil defense and disaster control

Streets and Roads

Repairs and maintenance	2,630.00
Street lighting	1,450.00

Sanitation

Street cleaning
Garbage and trash removal	3,700.00
Sanitary sewers

Health and Welfare

Health services	180.00
Welfare—public assistance	25.00
Hospitals

Recreation

Beaches and boardwalks
Parks and playgrounds
Other recreational services	1,300.00

Education (excl. school districts)

Libraries
Other educational services

Statutory Expenditures

.....	75.00
-------	-------

Unclassified Purposes

.....	100.00
-------	--------

Total Municipal Functions	\$28,021.00
---------------------------	-------------

Per Capita—Municipal Functions

.....	\$29.50
-------	---------

Capital Improvements

.....	23,024.00
-------	-----------

Debt Service

Principal payments ..	\$2,408.24
Interest payments ..	501.07

Per Capita—Debt Service

.....	\$3.06
-------	--------

Deferred Charges

.....	1,330.61
-------	----------

Total Municipal Expenditures	\$55,284.92
------------------------------	-------------

Required Payments for Local School, County, and Special District Taxes

.....	111,392.07
-------	------------

TOTAL EXPENDITURES	\$166,676.99
---------------------------	---------------------

Reserve for Uncollected Taxes...

.....	\$5,934.30
-------	------------

GRAND TOTAL	\$172,611.29
--------------------	---------------------

REVENUES REALIZED IN 1967

Surplus revenue appropriated	\$3,000.00
Miscellaneous revenues realized ..	9,969.70
State aid revenues realized	2,203.00
Delinquent tax and lien collections ..	4,238.95
Current tax collections	128,087.19
Emergency borrowings

TOTAL REVENUES	\$147,498.84
-----------------------	---------------------

CAPITAL OUTLAY (BY ORDINANCE) 1967

Beaches and boardwalks
Buildings and equipment
Parks and playgrounds
Sanitary sewers
Streets and roads
Water supply
Other purposes	\$18,463.34
Total	\$18,463.34

TAXES

Local school taxes	\$88,667.67
County taxes	22,724.40
Special district taxes

.....	\$111,392.07
Local purpose taxes	25,685.91
Veteran and senior citizen tax	4,140.00

Total tax levy (for rate purposes)	\$141,217.98
---	---------------------

Per Capita Total Tax Levy	\$148.65
----------------------------------	-----------------

General tax rate
Adjusted business personalty tax rate	5.31
Adjusted general tax rate	2.73

Current Taxes

1967 taxes levied (total)	\$137,910.39
Collected in 1967	128,087.19

Per cent of levy collected	92.87
Transferred to liens
Adjustments
Balance December 31, 1967	\$9,823.20

All Prior Years Taxes Outstanding

Balance January 1, 1967	\$5,341.02
Collected in 1967	4,238.95
Adjustments	—50.00
Balance December 31, 1967	\$1,052.07

Tax Title Liens Outstanding

Balance January 1, 1967
Redeemed by cash
Adjustments
Balance December 31, 1967

Property Acquired by Deed or Foreclosure

Balance January 1, 1967
Sale for cash
Adjustments
Balance December 31, 1967

CAPITAL DEBT, DECEMBER 31, 1967

Authorized—Issued and Unissued

	Gross Debt	Net Debt
School debt	\$167,735.00
Self-liquidating debt
Other capital debt	15,092.00	\$15,092.00
	\$182,827.00	\$15,092.00

Per Cent	3.63	0.29
Per Capita	\$192.45	\$15.89

Issued and Outstanding

School debt	\$67,154.00
Self-liquidating debt
Other capital debt	15,092.00
Total	\$82,246.00

Equalized Valuation Basis	\$5,030,784.00
----------------------------------	-----------------------

CURRENT FINANCES DECEMBER 31, 1967

Cash	\$31,194.30
Taxes receivable	10,875.27
Tax title liens
Foreclosed property
Other receivables	531.94
Emergencies and deferred charges ..	20,607.00
State road aid receivable	1,674.00
Total	\$64,882.51

Cash liabilities	\$26,004.54
Reserves for receivables	11,407.21
Surplus revenue	27,470.76
Total	\$64,882.51

LEBANON TOWNSHIP—HUNTERDON COUNTY

Population U. S. Census, 1960—2,841
Estimated Population, 1967—3,340

Land Area 32.00 sq. mi.

Net Valuation Taxable \$24,413,254
Equalized Valuation \$25,774,278

EXPENDITURES FOR 1967

General Government	
Administrative and executive	\$18,507.00
Assessment and collection of taxes	7,520.00
Financial administration	3,600.00
Public Safety	
Fire protection	3,000.00
Police protection	2,225.00
Other protection
Civil defense and disaster control	1,000.00
Streets and Roads	
Repairs and maintenance	94,479.00
Street lighting	750.00
Sanitation	
Street cleaning
Garbage and trash removal
Sanitary sewers
Health and Welfare	
Health services	2,700.00
Welfare—public assistance	3,000.00
Hospitals
Recreation	
Beaches and boardwalks
Parks and playgrounds
Other recreational services	200.00
Education (excl. school districts)	
Libraries
Other educational services
Statutory Expenditures	2,444.00
Unclassified Purposes	1,500.00
Total Municipal Functions	\$140,925.00
Per Capita—Municipal Functions	\$42.19
Capital Improvements	66,800.00
Debt Service	12,690.00
Principal payments ..	\$8,690.00
Interest payments ..	4,000.00
Per Capita—Debt Service	\$3.80
Deferred Charges	6,838.28
Total Municipal Expenditures	\$227,253.28
Required Payments for Local School, County, and Special District Taxes	
	536,160.18
TOTAL EXPENDITURES	\$763,413.46
Reserve for Uncollected Taxes...	\$67,921.96
GRAND TOTAL	\$831,335.42

REVENUES REALIZED IN 1967

Surplus revenue appropriated	\$70,000.00
Miscellaneous revenues realized ..	158,257.76
State aid revenues realized	34,087.00
Delinquent tax and lien collections ..	48,038.91
Current tax collections	470,372.14
Emergency borrowings
TOTAL REVENUES	\$780,755.81

CAPITAL OUTLAY (BY ORDINANCE) 1967

Beaches and boardwalks
Buildings and equipment
Parks and playgrounds
Sanitary sewers
Streets and roads
Water supply
Other purposes

TAXES

Local school taxes	\$429,453.70
County taxes	106,706.48
Special district taxes
Total	\$536,160.18
Local purpose taxes	988.24
Veteran and senior citizen tax ...	19,740.00
Total tax levy (for rate purposes)	\$556,888.42
Per Capita Total Tax Levy	
General tax rate
Adjusted business personality tax rate	7.21
Adjusted general tax rate	2.16
Current Taxes	
1967 taxes levied (total)	\$543,153.19
Collected in 1967	470,372.14
Per cent of levy collected	86.60
Transferred to liens	1,300.32
Adjustments	1,477.92
Balance December 31, 1967	\$70,002.81
All Prior Years Taxes Outstanding	
Balance January 1, 1967	\$62,287.66
Collected in 1967	46,636.90
Adjustments	2,674.15
Balance December 31, 1967	\$12,976.61
Tax Title Liens Outstanding	
Balance January 1, 1967	\$6,874.94
Revised by cash	1,402.01
Adjustments	+1,300.32
Balance December 31, 1967	\$6,773.25

Property Acquired by Deed or Foreclosure

Balance January 1, 1967
Sale for cash
Adjustments
Balance December 31, 1967

CAPITAL DEBT, DECEMBER 31, 1967

Authorized—Issued and Unissued	
Gross Debt	Net Debt
School debt	\$1,065,493.00
Self-liquidating debt
Other capital debt	93,000.00
Total	\$1,158,493.00
Per Cent	5.13
Per Capita	\$346.85

Issued and Outstanding

School debt	\$489,498.00
Self-liquidating debt
Other capital debt	93,000.00
Total	\$582,498.00

Equalized Valuation Basis \$22,557,516.00

CURRENT FINANCES DECEMBER 31, 1967

Cash	\$236,183.25
Taxes receivable	82,979.42
Tax title liens	6,773.25
Foreclosed property
Other receivables	9,766.74
Emergencies and deferred charges
State road aid receivable	21,413.00
Total	\$357,115.66
Cash liabilities	\$218,768.88
Reserves for receivables	99,519.41
Surplus revenue	38,827.37
Total	\$357,115.66

LEONIA BOROUGH—BERGEN COUNTY

Population U. S. Census, 1960—8,384
Estimated Population, 1967—9,190

Land Area 1.50 sq. mi.

Net Valuation Taxable \$67,295,394
Equalized Valuation \$67,865,430

EXPENDITURES FOR 1967

General Government

Administrative and executive	\$134,879.41
Assessment and collection of taxes ..	26,668.21
Financial administration	3,600.00

Public Safety

Fire protection	29,011.31
Police protection	179,055.21
Other protection	6,400.00
Civil defense and disaster control ..	3,773.23

Streets and Roads

Repairs and maintenance	92,589.00
Street lighting	20,400.00

Sanitation

Street cleaning	61,934.75
Garbage and trash removal	66,638.31
Sanitary sewers

Health and Welfare

Health services	6,865.63
Welfare—public assistance	1,015.85
Hospitals

Recreation

Beaches and boardwalks
Parks and playgrounds	17,715.68
Other recreational services	42,699.28

Education (excl. school districts)

Libraries	35,378.28
Other educational services	1,276.38

Statutory Expenditures

.....	59,408.62
-------	-----------

Unclassified Purposes

.....
-------	-------

Total Municipal Functions \$789,809.15

Per Capita—Municipal Functions

.....	\$85.94
-------	---------

Capital Improvements

.....	37,248.00
-------	-----------

Debt Service

Principal payments
Interest payments

Per Capita—Debt Service

.....	389.67
-------	--------

Deferred Charges

.....	\$827,446.82
-------	--------------

Required Payments for Local

School, County, and Special
-----------------------------	-------

District Taxes	1,308,517.41
----------------------	--------------

TOTAL EXPENDITURES \$2,135,964.23

Reserve for Uncollected Taxes...

.....	\$76,089.65
-------	-------------

GRAND TOTAL \$2,212,053.88

REVENUES REALIZED IN 1967

Surplus revenue appropriated	\$146,918.51
Miscellaneous revenues realized ..	368,169.63
State aid revenues realized	5,503.58
Delinquent tax and lien collections ..	33,193.22
Current tax collections	1,849,056.12
Emergency borrowings

TOTAL REVENUES \$2,402,841.06

CAPITAL OUTLAY (BY ORDINANCE) 1967

Beaches and boardwalks
Buildings and equipment	\$72,666.71
Parks and playgrounds
Sanitary sewers
Streets and roads	137,818.49
Water supply
Other purposes

\$210,485.20

TAXES

Local school taxes	\$1,079,899.10
County taxes	228,618.31
Special district taxes

\$1,308,517.41

Local purpose taxes	572,341.75
Veteran and senior citizen tax ...	38,260.00

Total tax levy (for rate purposes) \$1,919,119.16

Per Capita Total Tax Levy ...

\$208.83

General tax rate
Adjusted business personalty tax rate	8.00
Adjusted general tax rate	2.80

Current Taxes

1967 taxes levied (total)	\$1,896,489.51
Collected in 1967	1,849,056.12
Per cent of levy collected	97.49
Transferred to liens
Adjustments	5,005.91
Balance December 31, 1967	\$42,427.48

All Prior Years Taxes Outstanding

Balance January 1, 1967	\$35,436.02
Collected in 1967	33,193.22
Adjustments	—330.00
Balance December 31, 1967	\$1,912.80

Tax Title Liens Outstanding

Balance January 1, 1967
Redeemed by cash
Adjustments
Balance December 31, 1967

Property Acquired by Deed or Foreclosure

Balance January 1, 1967	\$60,279.49
Sale for cash	166,000.00
Adjustments	+164,601.07
Balance December 31, 1967	\$58,880.56

CAPITAL DEBT, DECEMBER 31, 1967

Authorized—Issued and Unissued

	Gross Debt	Net Debt
School debt	\$1,212,000.00
Self-liquidating debt ..	174,000.00	\$3,514.00
Other capital debt	320,025.00	\$320,025.00
	\$1,706,025.00	\$323,539.00

Per Cent	2.57	0.48
Per Capita	\$185.64	\$35.21

Issued and Outstanding

School debt	\$1,212,000.00
Self-liquidating debt	174,000.00
Other capital debt	140,000.00
	\$1,526,000.00

Equalized Valuation Basis \$66,343,281.00

CURRENT FINANCES DECEMBER 31, 1967

Cash	\$414,393.05
Taxes receivable	44,340.28
Tax title liens
Foreclosed property	58,880.56
Other receivables	3,453.81
Emergencies and deferred charges ..	6,008.57
State road aid receivable
	\$527,081.27
Cash liabilities	\$60,431.25
Reserves for receivables	106,679.65
Surplus revenue	359,970.37
	\$527,081.27

LIBERTY TOWNSHIP—WARREN COUNTY

Population U. S. Census, 1960—760
Estimated Population, 1967—840

Land Area 12.40 sq. mi.

Net Valuation Taxable \$6,408,223
Equalized Valuation \$8,553,246

EXPENDITURES FOR 1967

General Government	
Administrative and executive	\$7,330.00
Assessment and collection of taxes	7,350.00
Financial administration	1,320.00
Public Safety	
Fire protection	1,500.00
Police protection	2,600.00
Other protection
Civil defense and disaster control	100.00
Streets and Roads	
Repairs and maintenance	35,300.00
Street lighting
Sanitation	
Street cleaning
Garbage and trash removal	2,300.00
Sanitary sewers
Health and Welfare	
Health services	1,450.00
Welfare—public assistance	1,000.00
Hospitals
Recreation	
Beaches and boardwalks
Parks and playgrounds
Other recreational services
Education (excl. school districts)	
Libraries
Other educational services
Statutory Expenditures	3,000.00
Unclassified Purposes
Total Municipal Functions	\$63,250.00
Per Capita—Municipal Functions	\$75.30
Capital Improvements	\$9,300.00
Debt Service	
Principal payments
Interest payments
Per Capita—Debt Service
Deferred Charges	
Total Municipal Expenditures	\$72,550.00
Required Payments for Local School, County, and Special District Taxes	
	210,274.33
TOTAL EXPENDITURES	\$282,824.33
Reserve for Uncollected Taxes...	\$26,143.00
GRAND TOTAL	\$308,967.33

REVENUES REALIZED IN 1967

Surplus revenue appropriated	\$23,500.00
Miscellaneous revenues realized	22,245.40
State aid revenues realized	15,713.00
Delinquent tax and lien collections ..	19,151.82
Current tax collections	201,017.83
Emergency borrowings
TOTAL REVENUES	\$281,628.05

CAPITAL OUTLAY (BY ORDINANCE) 1967

Beaches and boardwalks
Buildings and equipment
Parks and playgrounds
Sanitary sewers
Streets and roads
Water supply
Other purposes

TAXES

Local school taxes	\$152,736.00
County taxes	57,538.33
Special district taxes
	\$210,274.33
Local purpose taxes	13,100.00
Veteran and senior citizen tax ...	6,180.00
Total tax levy (for rate purposes) ..	\$229,554.33
Per Capita Total Tax Levy ...	\$273.28
General tax rate
Adjusted business personalty tax rate	6.75
Adjusted general tax rate	3.57
Current Taxes	
1967 taxes levied (total)	\$224,649.60
Collected in 1967	201,017.83
Per cent of levy collected	89.48
Transferred to liens	680.17
Adjustments	906.77
Balance December 31, 1967	\$22,044.83
All Prior Years Taxes Outstanding	
Balance January 1, 1967	\$32,513.15
Collected in 1967	18,424.74
Adjustments
Balance December 31, 1967	\$14,088.41
Tax Title Liens Outstanding	
Balance January 1, 1967	\$5,266.99
Redeemed by cash	727.08
Adjustments	+680.17
Balance December 31, 1967	\$5,220.08

Property Acquired by Deed or Foreclosure

Balance January 1, 1967
Sale for cash
Adjustments
Balance December 31, 1967

CAPITAL DEBT, DECEMBER 31, 1967

Authorized—Issued and Unissued

	Gross Debt	Net Debt
School debt
Self-liquidating debt
Other capital debt

Per Cent
Per Capita

Issued and Outstanding

School debt
Self-liquidating debt
Other capital debt

Equalized Valuation Basis \$8,265,371.00

CURRENT FINANCES DECEMBER 31, 1967

Cash	\$97,214.49
Taxes receivable	36,978.50
Tax title liens	5,220.08
Foreclosed property
Other receivables	970.31
Emergencies and deferred charges ..	36,655.78
State road aid receivable
	\$177,039.16
Cash liabilities	\$65,552.42
Reserves for receivables	43,168.89
Surplus revenue	68,317.85
	\$177,039.16

LINCOLN PARK BOROUGH—MORRIS COUNTY

Population U. S. Census, 1960—6,048
Estimated Population, 1967—8,100

Land Area 6.43 sq. mi.

Net Valuation Taxable \$21,943,125
Equalized Valuation \$41,563,511

EXPENDITURES FOR 1967

General Government

Administrative and executive	\$97,290.00
Assessment and collection of taxes	27,765.00
Financial administration	5,825.00

Public Safety

Fire protection	26,820.00
Police protection	121,841.00
Other protection	5,325.00
Civil defense and disaster control	460.00

Streets and Roads

Repairs and maintenance	119,550.00
Street lighting	10,600.00

Sanitation

Street cleaning	6,900.00
Garbage and trash removal	43,570.75
Sanitary sewers

Health and Welfare

Health services	13,035.00
Welfare—public assistance	2,185.00
Hospitals	2,000.00

Recreation

Beaches and boardwalks
Parks and playgrounds	18,450.00
Other recreational services

Education (excl. school districts)

Libraries	18,780.00
Other educational services	900.00

Statutory Expenditures

27,393.00

Unclassified Purposes

1,000.00

Total Municipal Functions \$549,689.75

Per Capita—Municipal Functions \$67.86

Capital Improvements

63,540.00

Debt Service

36,816.50

Principal payments ..	\$26,165.00
Interest payments ..	10,651.50

Per Capita—Debt Service \$4.55

Deferred Charges

7,788.12

Total Municipal Expenditures \$657,834.37

Required Payments for Local

School, County, and Special District Taxes	1,132,847.12
--	--------------

TOTAL EXPENDITURES \$1,790,681.49

Reserve for Uncollected Taxes...

\$107,124.64

GRAND TOTAL \$1,897,806.13

REVENUES REALIZED IN 1967

Surplus revenue appropriated	\$110,000.00
Miscellaneous revenues realized ..	107,147.26
State aid revenues realized	19,816.00
Delinquent tax and lien collections ..	64,456.78
Current tax collections	1,576,914.03
Emergency borrowings

TOTAL REVENUES \$1,878,334.07

CAPITAL OUTLAY (BY ORDINANCE) 1967

Beaches and boardwalks
Buildings and equipment	\$30,197.49
Parks and playgrounds
Sanitary sewers	40,826.53
Streets and roads	96,437.11
Water supply	1,702.36
Other purposes
	\$169,163.49

TAXES

Local school taxes	\$972,245.25
County taxes	160,601.87
Special district taxes

\$1,132,847.12

Local purpose taxes	514,729.26
Veteran and senior citizen tax ...	41,380.00

Total tax levy (for rate purposes) **\$1,688,956.38**

Per Capita Total Tax Levy ... \$208.51

General tax rate
Adjusted business personality tax rate	14.83
Adjusted general tax rate	7.57

Current Taxes

1967 taxes levied (total)	\$1,707,905.31
Collected in 1967	1,576,914.03
Per cent of levy collected	92.33
Transferred to liens	20,563.01
Adjustments	7,739.59
Balance December 31, 1967	\$102,688.68

All Prior Years Taxes Outstanding

Balance January 1, 1967	\$41,376.53
Collected in 1967	40,695.33
Adjustments	+338.95
Balance December 31, 1967	\$1,020.15

Tax Title Liens Outstanding

Balance January 1, 1967	\$59,712.50
Redeemed by cash	23,761.45
Adjustments	+4,153.39
Balance December 31, 1967	\$40,104.44

Property Acquired by Deed or

Foreclosure
Balance January 1, 1967	\$8,280.00
Sale for cash
Adjustments	+25,050.00
Balance December 31, 1967	\$33,330.00

CAPITAL DEBT, DECEMBER 31, 1967

Authorized—Issued and Unissued

	Gross Debt	Net Debt
School debt	\$1,713,000.00	\$510,134.00
Self-liquidating debt ..	1,218,000.00	100,070.00
Other capital debt	551,325.00	545,311.00
	\$3,482,325.00	\$1,155,515.00
Per Cent	8.68	2.88
Per Capita	\$429.92	\$142.66

Issued and Outstanding

School debt	\$1,513,000.00
Self-liquidating debt	1,089,000.00
Other capital debt	270,725.00
	\$2,872,725.00

Equalized Valuation Basis \$40,095,520.00

CURRENT FINANCES DECEMBER 31, 1967

Cash	\$158,567.96
Taxes receivable	103,708.83
Tax title liens	40,104.44
Foreclosed property	33,330.00
Other receivables	4,469.24
Emergencies and deferred charges ..	27,276.38
State road aid receivable	19,816.00
	\$387,272.85
Cash liabilities	\$82,251.24
Reserves for receivables	181,612.51
Surplus revenue	123,409.10
	\$387,272.85

LINDEN CITY—UNION COUNTY

Population U. S. Census, 1960—39,931
Estimated Population, 1967—44,780

Land Area 10.95 sq. mi.

Net Valuation Taxable \$258,839,530
Equalized Valuation \$634,237,549

EXPENDITURES FOR 1967

General Government	
Administrative and executive	\$503,706.00
Assessment and collection of taxes	116,812.50
Financial administration	58,672.00
Public Safety	
Fire protection	1,186,362.28
Police protection	1,165,289.12
Other protection	36,260.50
Civil defense and disaster control	9,211.00
Streets and Roads	
Repairs and maintenance	479,346.00
Street lighting	144,000.00
Sanitation	
Street cleaning	67,900.00
Garbage and trash removal	198,000.00
Sanitary sewers	339,350.33
Health and Welfare	
Health services	98,789.50
Welfare—public assistance	48,734.00
Hospitals	
Recreation	
Beaches and boardwalks	
Parks and playgrounds	89,500.00
Other recreational services	160,952.00
Education (excl. school districts)	
Libraries	240,000.00
Other educational services	2,350.00
Statutory Expenditures	532,371.00
Unclassified Purposes	13,000.00
Total Municipal Functions	\$5,490,616.23
Per Capita—Municipal Functions	\$122.61
Capital Improvements	121,500.00
Debt Service	
Principal payments .. \$599,400.00	*998,427.25
Interest payments .. 399,027.25	
Per Capita—Debt Service	\$22.30
Deferred Charges	6,911.63
Total Municipal Expenditures	\$6,617,455.11
Required Payments for Local School, County, and Special District Taxes	6,807,505.79
TOTAL EXPENDITURES	\$13,424,960.90
Reserve for Uncollected Taxes..	\$314,532.96
GRAND TOTAL	\$13,739,493.86

REVENUES REALIZED IN 1967

Surplus revenue appropriated	\$620,757.13
Miscellaneous revenues realized	3,037,005.09
State aid revenues realized	127,795.03
Delinquent tax and lien collections	105,670.40
Current tax collections	10,338,249.31
Emergency borrowings	

TOTAL REVENUES \$14,229,476.96

CAPITAL OUTLAY (BY ORDINANCE) 1967

Beaches and boardwalks	
Buildings and equipment	
Parks and playgrounds	\$457.11
Sanitary sewers	
Streets and roads	6,368.41
Water supply	
Other purposes	30,674.48
	\$37,500.00

TAXES

Local school taxes	\$5,092,843.50
County taxes	2,230,166.29
Special district taxes	
	\$7,323,009.79
Local purpose taxes	3,056,591.00
Veteran and senior citizen tax	225,600.00
Total tax levy (for rate purposes)	\$10,605,200.79
Per Capita Total Tax Levy	\$236.83
General tax rate	
Adjusted business personalty tax rate	7.69
Adjusted general tax rate	3.70
Current Taxes	
1967 taxes levied (total)	\$10,452,228.64
Collected in 1967	10,338,249.31
Per cent of levy collected	98.90
Transferred to liens	1,041.48
Adjustments	10,670.06
Balance December 31, 1967	\$102,267.79
All Prior Years Taxes Outstanding	
Balance January 1, 1967	\$164,851.20
Collected in 1967	88,616.46
Adjustments	—10,778.01
Balance December 31, 1967	\$65,456.73

Tax Title Liens Outstanding	
Balance January 1, 1967	\$22,100.92
Redeemed by cash	17,053.94
Adjustments	—1,121.22
Balance December 31, 1967	\$3,925.76

Property Acquired by Deed or Foreclosure

Balance January 1, 1967	\$126,942.50
Sale for cash	26,127.51
Adjustments	+28,657.51
Balance December 31, 1967	\$129,472.50

CAPITAL DEBT, DECEMBER 31, 1967

Authorized—Issued and Unissued		
	Gross Debt	Net Debt
School debt	\$7,480,000.00	
Self-liquidating debt		
Other capital debt 6,265,586.00		\$6,078,232.00
	\$13,745,586.00	\$6,078,232.00
Per Cent	2.52	1.12
Per Capita	\$306.96	\$135.74

Issued and Outstanding

School debt	\$7,438,500.00
Self-liquidating debt	
Other capital debt	5,817,701.00
	\$13,256,201.00

Equalized Valuation Basis \$543,379,145.00

CURRENT FINANCES DECEMBER 31, 1967

Cash	\$1,379,750.79
Taxes receivable	167,724.52
Tax title liens	3,925.76
Foreclosed property	129,472.50
Other receivables	29,157.47
Emergencies and deferred charges ..	31,696.00
State road aid receivable	87,509.00
	\$1,829,236.04
Cash liabilities	\$482,956.52
Reserves for receivables	330,280.25
Surplus revenue	1,015,999.27
	\$1,829,236.04

* Includes \$515,504.00 Chapter VI School Debt Service.

LINDENWOLD BOROUGH—CAMDEN COUNTY

Population U. S. Census, 1960—7,335
Estimated Population, 1967—8,980

Land Area 3.89 sq. ml.

Net Valuation Taxable \$12,243,104
Equalized Valuation \$27,296,401

EXPENDITURES FOR 1967

General Government
Administrative and executive \$40,373.38
Assessment and collection of taxes 17,359.00
Financial administration 8,368.65

Public Safety
Fire protection 24,806.00
Police protection 85,395.95
Other protection 2,750.00
Civil defense and disaster control 1,200.00

Streets and Roads
Repairs and maintenance 44,539.52
Street lighting 16,625.00

Sanitation
Street cleaning
Garbage and trash removal 25,000.00
Sanitary sewers
.....

Health and Welfare
Health services 9,008.83
Welfare—public assistance 2,401.01
Hospitals
.....

Recreation
Beaches and boardwalks
Parks and playgrounds 1,096.37
Other recreational services
.....

Education (excl. school districts)
Libraries 990.00
Other educational services 2,100.00

Statutory Expenditures 9,140.18

Unclassified Purposes 250.00

Total Municipal Functions \$291,403.89

Per Capita—Municipal Functions \$32.45

Capital Improvements 3,000.00

Debt Service 11,455.00
Principal payments .. \$10,000.00
Interest payments .. 1,455.00

Per Capita—Debt Service \$1.28

Deferred Charges 17,025.96

Total Municipal Expenditures \$322,884.85

Required Payments for Local School, County, and Special District Taxes 754,733.34

TOTAL EXPENDITURES \$1,077,618.19

Reserve for Uncollected Taxes... \$96,000.00

GRAND TOTAL \$1,173,618.19

REVENUES REALIZED IN 1967

Surplus revenue appropriated \$79,500.21
Miscellaneous revenues realized .. 180,460.85
State aid revenues realized 4,452.60
Delinquent tax and lien collections 82,744.01
Current tax collections 860,121.25
Emergency borrowings
.....

TOTAL REVENUES \$1,207,279.02

CAPITAL OUTLAY (BY ORDINANCE) 1967

Beaches and boardwalks
Buildings and equipment
Parks and playgrounds \$5,509.40
Sanitary sewers
Streets and roads 37,982.96
Water supply
Other purposes
.....

\$43,492.36

TAXES

Local school taxes \$539,430.36
County taxes 215,302.98
Special district taxes
.....

Local purpose taxes \$754,733.34
Veteran and senior citizen tax ... 51,490.00

Total tax levy (for rate purposes) \$974,223.34

Per Capita Total Tax Levy ... \$108.49

General tax rate
Adjusted business personalty tax rate 9.18
Adjusted general tax rate 7.94

Current Taxes

1967 taxes levied (total) \$960,202.50
Collected in 1967 860,121.25
Per cent of levy col-
lected 89.57
Transferred to liens
Adjustments 2,073.44
Balance December 31, 1967 \$98,007.81

All Prior Years Taxes Outstanding

Balance January 1, 1967 \$71,869.37
Collected in 1967 45,328.01
Adjustments
Balance December 31, 1967 \$26,541.36

Tax Title Liens Outstanding

Balance January 1, 1967 \$46,497.34
Redeemed by cash 37,416.00
Adjustments
Balance December 31, 1967 \$9,081.34

Property Acquired by Deed or Foreclosure

Balance January 1, 1967 \$100,500.09
Sale for cash 43,960.00
Adjustments +32,000.00
Balance December 31, 1967 \$88,540.09

CAPITAL DEBT, DECEMBER 31, 1967

Authorized—Issued and Unissued

	Gross Debt	Net Debt
School debt	\$1,968,978.00
Self-liquidating debt
Other capital debt	37,500.00	\$37,500.00
	\$2,006,478.00	\$37,500.00

Per Cent 7.62
Per Capita \$223.44 \$4.18

Issued and Outstanding

School debt \$812,789.00
Self-liquidating debt
Other capital debt 37,000.00
.....
\$849,789.00

Equalized Valuation Basis \$26,306,008.00

CURRENT FINANCES DECEMBER 31, 1967

Cash \$157,015.91
Taxes receivable 124,549.17
Tax title liens 9,081.34
Foreclosed property 88,540.09
Other receivables 45,792.58
Emergencies and deferred charges .. 16,277.02
State road aid receivable
.....
\$441,256.11

Cash liabilities \$54,496.29
Reserves for receivables 267,963.18
Surplus revenue 118,796.54
.....
\$441,256.11

LINWOOD CITY—ATLANTIC COUNTY

Population U. S. Census, 1960—3,847
Estimated Population, 1967—5,330

Land Area 4.14 sq. mi.

Net Valuation Taxable \$16,188,011
Equalized Valuation \$36,236,557

EXPENDITURES FOR 1967

General Government		
Administrative and executive	\$49,000.00	
Assessment and collection of taxes	40,500.00	
Financial administration	2,075.00	
Public Safety		
Fire protection	36,400.00	
Police protection	69,965.00	
Other protection	2,700.00	
Civil defense and disaster control	1,000.00	
Streets and Roads		
Repairs and maintenance	69,100.00	
Street lighting	15,400.00	
Sanitation		
Street cleaning	
Garbage and trash removal	9,200.00	
Sanitary sewers	
Health and Welfare		
Health services	900.00	
Welfare—public assistance	1,550.00	
Hospitals	1,500.00	
Recreation		
Beaches and boardwalks	860.00	
Parks and playgrounds	7,400.00	
Other recreational services	
Education (excl. school districts)		
Libraries	7,800.00	
Other educational services	
Statutory Expenditures	12,100.00	
Unclassified Purposes	1,000.00	
Total Municipal Functions	\$328,450.00	
Per Capita—Municipal Functions	\$61.62	
Capital Improvements	22,800.00	
Debt Service		
Principal payments	\$51,000.00	
Interest payments	29,216.00	
Per Capita—Debt Service	\$15.05	
Deferred Charges	1,960.00	
Total Municipal Expenditures	\$433,426.00	
Required Payments for Local School, County, and Special District Taxes		
.....	815,537.05	
TOTAL EXPENDITURES	\$1,248,963.05	
Reserve for Uncollected Taxes	\$72,556.77	
GRAND TOTAL	\$1,321,519.82	

REVENUES REALIZED IN 1967

Surplus revenue appropriated	\$140,000.00
Miscellaneous revenues realized ..	104,129.43
State aid revenues realized	46,164.00
Delinquent tax and lien collections ..	19,990.45
Current tax collections	1,047,003.71
Emergency borrowings

TOTAL REVENUES \$1,357,287.59

CAPITAL OUTLAY (BY ORDINANCE) 1967

Beaches and boardwalks
Buildings and equipment	\$14,650.00
Parks and playgrounds
Sanitary sewers
Streets and roads
Water supply
Other purposes
.....	<u>\$14,650.00</u>

TAXES

Local school taxes	\$596,331.38
County taxes	277,255.67
Special district taxes
Local purpose taxes	\$873,587.05
Veteran and senior citizen tax ...	172,883.77
.....	42,430.00
Total tax levy (for rate purposes) ..	<u>\$1,088,900.82</u>
Per Capita Total Tax Levy ...	
General tax rate	6.72
Adjusted business personalty tax rate
Adjusted general tax rate
Current Taxes	
1967 taxes levied (total)	\$1,074,655.73
Collected in 1967	1,047,003.71
Per cent of levy collected	97.42
Transferred to liens	2,594.96
Adjustments	1,635.89
Balance December 31, 1967	<u>\$23,421.17</u>
All Prior Years Taxes Outstanding	
Balance January 1, 1967	\$21,347.33
Collected in 1967	19,350.97
Adjustments	99.91
Balance December 31, 1967	<u>\$1,196.45</u>
Tax Title Liens Outstanding	
Balance January 1, 1967	\$2,752.92
Redeemed by cash	639.48
Adjustments	+3,852.22
Balance December 31, 1967	<u>\$5,965.66</u>
Property Acquired by Deed or Foreclosure	
Balance January 1, 1967	\$18,012.00
Sale for cash	9,412.50
Adjustments	+8,807.50
Balance December 31, 1967	<u>\$17,407.00</u>

CAPITAL DEBT, DECEMBER 31, 1967

Authorized—Issued and Unissued		
	Gross Debt	Net Debt
School debt	\$1,398,249.00
Self-liquidating debt
Other capital debt	104,000.00	\$104,000.00
.....	<u>\$1,502,249.00</u>	<u>\$104,000.00</u>
Per Cent	4.51	0.31
Per Capita	\$281.85	\$19.51

Issued and Outstanding

School debt	\$1,398,249.00
Self-liquidating debt
Other capital debt	90,000.00
.....	<u>\$1,488,249.00</u>

Equalized Valuation Basis \$33,296,004.00

CURRENT FINANCES DECEMBER 31, 1967

Cash	\$279,691.10
Taxes receivable	24,617.62
Tax title liens	5,965.66
Foreclosed property	17,407.00
Other receivables	3,185.12
Emergencies and deferred charges ..	27,640.00
State road aid receivable	16,322.00
.....	<u>\$374,828.50</u>
Cash liabilities	\$102,697.63
Reserves for receivables	51,175.40
Surplus revenue	220,955.45
.....	<u>\$374,828.50</u>

* Includes \$58,050.00 Chapter VI School Debt Service.

LITTLE EGG HARBOR TOWNSHIP—OCEAN COUNTY

Population U. S. Census, 1960—847
Estimated Population, 1967—1,740

Land Area 48.20 sq. mi.

Net Valuation Taxable \$30,739,391
Equalized Valuation \$32,230,986

EXPENDITURES FOR 1967

General Government	
Administrative and executive	\$29,083.74
Assessment and collection of taxes	27,964.66
Financial administration	4,900.00
Public Safety	
Fire protection	9,500.00
Police protection	14,808.71
Other protection	3,750.00
Civil defense and disaster control	125.00
Streets and Roads	
Repairs and maintenance	19,644.57
Street lighting	17,000.00
Sanitation	
Street cleaning
Garbage and trash removal	22,298.08
Sanitary sewers
Health and Welfare	
Health services	4,362.72
Welfare—public assistance	1,716.52
Hospitals
Recreation	
Beaches and boardwalks
Parks and playgrounds
Other recreational services	177.00
Education (excl. school districts)	
Libraries
Other educational services
Statutory Expenditures	2,600.09
Unclassified Purposes	500.00
Total Municipal Functions	\$158,431.00

Per Capita—Municipal Functions	\$91.05
Capital Improvements	56,810.00
Debt Service	
Principal payments
Interest payments
Per Capita—Debt Service	
Deferred Charges	6,000.00
Total Municipal Expenditures	\$221,241.00

Required Payments for Local School, County, and Special District Taxes	463,840.13
---	------------

TOTAL EXPENDITURES \$685,081.13

Reserve for Uncollected Taxes... \$60,553.00

GRAND TOTAL \$745,634.13

REVENUES REALIZED IN 1967

Surplus revenue appropriated	\$79,000.00
Miscellaneous revenues realized ..	126,602.48
State aid revenues realized	41,094.00
Delinquent tax and lien collections ..	24,338.70
Current tax collections	476,941.46
Emergency borrowings

TOTAL REVENUES \$747,976.64

CAPITAL OUTLAY (BY ORDINANCE) 1967

Beaches and boardwalks
Buildings and equipment
Parks and playgrounds
Sanitary sewers
Streets and roads
Water supply
Other purposes	\$19,446.27
	\$19,446.27

TAXES

Local school taxes	\$293,388.25
County taxes	170,451.83
Special district taxes
	\$463,840.13
Local purpose taxes	40,900.09
Veteran and senior citizen tax ...	20,440.00
Total tax levy (for rate purposes)	\$525,180.13

Per Capita Total Tax Levy ...	\$301.83
General tax rate	1.71
Adjusted business personality tax rate
Adjusted general tax rate

Current Taxes	
1967 taxes levied (total)	\$526,134.46
Collected in 1967	476,941.46
Per cent of levy collected	90.65
Transferred to liens
Adjustments
Balance December 31, 1967	\$49,193.00

All Prior Years Taxes Outstanding	
Balance January 1, 1967	\$22,143.33
Collected in 1967	21,878.91
Adjustments	-150.66
Balance December 31, 1967	\$113.76

Tax Title Liens Outstanding	
Balance January 1, 1967	\$70,235.62
Redeemed by cash	2,459.79
Adjustments	+529.32
Balance December 31, 1967	\$68,305.15

Property Acquired by Deed or Foreclosure	
Balance January 1, 1967	\$2,221.00
Sale for cash
Adjustments
Balance December 31, 1967	\$2,221.00

CAPITAL DEBT, DECEMBER 31, 1967

Authorized—Issued and Unissued

	Gross Debt	Net Debt
School debt	\$87,000.00
Self-liquidating debt
Other capital debt
	\$87,000.00
Per Cent	0.34
Per Capita	\$50.00

Issued and Outstanding

School debt	\$87,000.00
Self-liquidating debt
Other capital debt
	\$87,000.00

Equalized Valuation Basis \$25,500,981.00

CURRENT FINANCES DECEMBER 31, 1967

Cash	\$290,607.46
Taxes receivable	49,306.76
Tax title liens	68,305.15
Foreclosed property	2,221.00
Other receivables	3,060.32
Emergencies and deferred charges ..	2,500.00
State road aid receivable	37,222.25
	\$453,222.94
Cash liabilities	\$187,389.87
Reserves for receivables	122,893.23
Surplus revenue	142,939.84
	\$453,222.94

LITTLE FALLS TOWNSHIP—PASSAIC COUNTY

Population U. S. Census, 1960—9,730
Estimated Population, 1967—12,520

Land Area 2.80 sq. mi.

Net Valuation Taxable \$85,847,950
Equalized Valuation \$93,884,139

EXPENDITURES FOR 1967

General Government	
Administrative and executive	\$98,950.00
Assessment and collection of taxes	32,760.00
Financial administration	8,460.00
Public Safety	
Fire protection	70,945.00
Police protection	197,150.00
Other protection	2,800.00
Civil defense and disaster control	1,500.00
Streets and Roads	
Repairs and maintenance	117,900.00
Street lighting	16,100.00
Sanitation	
Street cleaning	
Garbage and trash removal	50,000.00
Sanitary sewers	81,000.00
Health and Welfare	
Health services	14,130.00
Welfare—public assistance	2,500.00
Hospitals	
Recreation	
Beaches and boardwalks	
Parks and playgrounds	
Other recreational services	18,200.00
Education (excl. school districts)	
Libraries	35,000.00
Other educational services	4,300.00
Statutory Expenditures	35,950.00
Unclassified Purposes	500.00
Total Municipal Functions	\$788,145.00
Per Capita—Municipal Functions	\$62.95
Capital Improvements	117,100.00
Debt Service	65,700.00
Principal payments	\$55,000.00
Interest payments	10,700.00
Per Capita—Debt Service	\$5.25
Deferred Charges	11,450.00
Total Municipal Expenditures	\$982,395.00
Required Payments for Local School, County, and Special District Taxes	
	1,762,997.76
TOTAL EXPENDITURES	\$2,745,392.76
Reserve for Uncollected Taxes...	\$116,688.71
GRAND TOTAL	\$2,862,081.47

REVENUES REALIZED IN 1967

Surplus revenue appropriated	\$200,000.00
Miscellaneous revenues realized	274,954.21
State aid revenues realized	24,480.00
Delinquent tax and lien collections	50,955.76
Current tax collections	2,324,397.72
Emergency borrowings	
TOTAL REVENUES	\$2,874,787.69

CAPITAL OUTLAY (BY ORDINANCE) 1967

Beaches and boardwalks	
Buildings and equipment	\$148,388.01
Parks and playgrounds	
Sanitary sewers	
Streets and roads	34,717.47
Water supply	
Other purposes	
	\$183,105.48

TAXES

Local school taxes	\$1,274,947.40
County taxes	488,050.36
Special district taxes	
	\$1,762,997.76
Local purpose taxes	592,703.71
Veteran and senior citizen tax	64,980.00
Total tax levy (for rate purposes)	\$2,420,681.47
Per Capita Total Tax Levy ...	
	\$193.35
General tax rate	
Adjusted business personalty tax rate	4.58
Adjusted general tax rate	2.74
Current Taxes	
1967 taxes levied (total)	\$2,386,378.43
Collected in 1967	2,324,397.72
Per cent of levy collected	97.40
Transferred to liens	
Adjustments	22,634.66
Balance December 31, 1967	\$39,346.05
All Prior Years Taxes Outstanding	
Balance January 1, 1967	\$126,098.72
Collected in 1967	50,955.76
Adjustments	
Balance December 31, 1967	\$75,142.96
Tax Title Liens Outstanding	
Balance January 1, 1967	\$6,966.70
Redeemed by cash	
Adjustments	
Balance December 31, 1967	\$6,966.70
Property Acquired by Deed or Foreclosure	
Balance January 1, 1967	\$15,380.00
Sale for cash	200.00
Adjustments	
Balance December 31, 1967	\$15,180.00

CAPITAL DEBT, DECEMBER 31, 1967

Authorized—Issued and Unissued		
	Gross Debt	Net Debt
School debt	\$1,542,015.00	
Self-liquidating debt		
Other capital debt	1,156,661.00	\$1,151,900.00
	\$2,698,676.00	\$1,151,900.00
Per Cent	3.15	1.34
Per Capita	\$215.55	\$92.00
Issued and Outstanding		
School debt	\$1,542,015.00	
Self-liquidating debt		
Other capital debt		385,508.00
		\$1,927,523.00

Equalized Valuation Basis \$85,597,075.00

CURRENT FINANCES DECEMBER 31, 1967

Cash	\$443,099.47
Taxes receivable	114,489.01
Tax title liens	6,966.70
Foreclosed property	15,180.00
Other receivables	6,415.76
Emergencies and deferred charges	3,900.00
State road aid receivable	44,143.35
	\$634,194.29
Cash liabilities	\$191,912.09
Reserves for receivables	143,051.47
Surplus revenue	299,230.73
	\$634,194.29

LITTLE FERRY BOROUGH—BERGEN COUNTY

Population U. S. Census, 1960—6,175
Estimated Population, 1967—8,870

Land Area 1.50 sq. mi.

Net Valuation Taxable \$48,547,940
Equalized Valuation \$60,780,304

EXPENDITURES FOR 1967

General Government	
Administrative and executive	\$51,264.60
Assessment and collection of taxes	18,875.00
Financial administration	3,800.00
Public Safety	
Fire protection	43,910.40
Police protection	156,350.00
Other protection	5,400.00
Civil defense and disaster control	500.00
Streets and Roads	
Repairs and maintenance	92,400.00
Street lighting	11,100.00
Sanitation	
Street cleaning
Garbage and trash removal	25,000.00
Sanitary sewers	93,993.57
Health and Welfare	
Health services	8,000.00
Welfare—public assistance	4,925.00
Hospitals
Recreation	
Beaches and boardwalks
Parks and playgrounds	25,000.00
Other recreational services	50.00
Education (excl. school districts)	
Libraries	23,175.00
Other educational services
Statutory Expenditures	25,800.00
Unclassified Purposes	1,000.00
Total Municipal Functions	\$590,543.57
Per Capita—Municipal Functions	\$66.58
Capital Improvements	13,500.00
Debt Service	19,645.00
Principal payments	\$15,000.00
Interest payments	4,645.00
Per Capita—Debt Service	\$2.21
Deferred Charges	353.28
Total Municipal Expenditures	\$624,041.85
Required Payments for Local School, County, and Special District Taxes	897,328.46
TOTAL EXPENDITURES	\$1,521,370.31
Reserve for Uncollected Taxes	\$84,803.41
GRAND TOTAL	\$1,606,173.72

REVENUES REALIZED IN 1967

Surplus revenue appropriated	\$210,000.00
Miscellaneous revenues realized ..	162,495.57
State aid revenues realized	15,394.00
Delinquent tax and lien collections ..	20,777.62
Current tax collections	1,192,643.94
Emergency borrowings
TOTAL REVENUES	\$1,601,311.13

CAPITAL OUTLAY (BY ORDINANCE) 1967

Beaches and boardwalks
Buildings and equipment	\$22,003.70
Parks and playgrounds
Sanitary sewers	1,771.40
Streets and roads	10,973.47
Water supply
Other purposes
TOTAL	\$34,748.57

TAXES

Local school taxes	\$692,226.00
County taxes	205,102.46
Special district taxes
Total	\$897,328.46
Local purpose taxes	303,251.26
Veteran and senior citizen tax ..	44,670.00
Total tax levy (for rate purposes)	\$1,245,249.72
Per Capita Total Tax Levy	\$140.39
General tax rate
Adjusted business personalty tax rate	3.88
Adjusted general tax rate	2.52
Current Taxes	
1967 taxes levied (total)	\$1,217,322.82
Collected in 1967	1,192,643.94
Per cent of levy col- lected	97.97
Transferred to liens
Adjustments	970.00
Balance December 31, 1967	\$23,708.88
All Prior Years Taxes Outstanding	
Balance January 1, 1967	\$26,953.77
Collected in 1967	20,777.62
Adjustments	—1,176.15
Balance December 31, 1967
Tax Title Liens Outstanding	
Balance January 1, 1967
Redeemed by cash
Adjustments
Balance December 31, 1967
Property Acquired by Deed or Foreclosure	
Balance January 1, 1967	\$23,344.00
Sale for cash
Adjustments
Balance December 31, 1967	\$23,344.00

CAPITAL DEBT, DECEMBER 31, 1967

Authorized—Issued and Unissued

	Gross Debt	Net Debt
School debt	\$939,500.00
Self-liquidating debt
Other capital debt	207,200.00	\$206,794.00
	\$1,146,700.00	\$206,794.00
Per Cent	2.04	0.36
Per Capita	\$129.28	\$23.31

Issued and Outstanding

School debt	\$155,000.00
Self-liquidating debt
Other capital debt	207,200.00
Total	\$362,200.00

Equalized Valuation Basis \$56,122,449.00

CURRENT FINANCES DECEMBER 31, 1967

Cash	\$375,299.09
Taxes receivable	23,708.88
Tax title liens
Foreclosed property	23,344.00
Other receivables	1,300.98
Emergencies and deferred charges ..	29,000.00
State road aid receivable	11,997.00
Total	\$464,649.95
Cash liabilities	\$64,992.55
Reserves for receivables	48,353.86
Surplus revenue	351,303.54
Total	\$464,649.95

LITTLE SILVER BOROUGH—MONMOUTH COUNTY

Population U. S. Census, 1960—5,202
Estimated Population, 1967—5,910

Land Area 2.80 sq. mi.

Net Valuation Taxable \$49,710,959
Equalized Valuation \$49,981,334

EXPENDITURES FOR 1967

General Government	
Administrative and executive	\$59,303.45
Assessment and collection of taxes ..	13,165.00
Financial administration	4,300.00
Public Safety	
Fire protection	16,726.00
Police protection	118,029.00
Other protection	2,405.00
Civil defense and disaster control ..	1,500.00
Streets and Roads	
Repairs and maintenance	67,077.00
Street lighting	10,750.00
Sanitation	
Street cleaning
Garbage and trash removal	38,045.00
Sanitary sewers
Health and Welfare	
Health services	5,670.00
Welfare—public assistance	400.00
Hospitals
Recreation	
Beaches and boardwalks
Parks and playgrounds	9,240.20
Other recreational services
Education (excl. school districts)	
Libraries	10,160.00
Other educational services
Statutory Expenditures	11,097.18
Unclassified Purposes	3,655.00
Total Municipal Functions	\$371,522.83
Per Capita—Municipal Functions	\$62.86
Capital Improvements	35,200.00
Debt Service	13,993.00
Principal payments ..	\$8,500.00
Interest payments ..	5,493.00
Per Capita—Debt Service	\$2.37
Deferred Charges	19,494.17
Total Municipal Expenditures	\$440,210.00
Required Payments for Local School, County, and Special District Taxes	
	1,096,334.81
TOTAL EXPENDITURES	\$1,536,544.81
Reserve for Uncollected Taxes...	\$95,707.57
GRAND TOTAL	\$1,632,252.38

REVENUES REALIZED IN 1967

Surplus revenue appropriated	\$75,000.00
Miscellaneous revenues realized ..	126,241.03
State aid revenues realized	23,736.00
Delinquent tax and lien collections ..	62,636.49
Current tax collections	1,295,596.69
Emergency borrowings
TOTAL REVENUES	\$1,583,210.21

CAPITAL OUTLAY (BY ORDINANCE) 1967

Beaches and boardwalks
Buildings and equipment	\$22,069.69
Parks and playgrounds	11,894.62
Sanitary sewers
Streets and roads	7,407.15
Water supply	14,135.14
Other purposes
	\$55,506.60

TAXES

Local school taxes	\$810,009.35
County taxes	286,325.46
Special district taxes
	\$1,096,334.81
Local purpose taxes
Veteran and senior citizen tax ...	36,400.00
Total tax levy (for rate purposes)	\$1,418,976.38
Per Capita Total Tax Levy ...	
General tax rate	\$240.10
Adjusted business personality tax rate
Adjusted general tax rate	5.448
	2.812
Current Taxes	
1967 taxes levied (total)	\$1,390,910.43
Collected in 1967	1,295,596.69
Per cent of levy collected	93.14
Transferred to Liens
Adjustments
Balance December 31, 1967	\$95,313.74
All Prior Years Taxes Outstanding	
Balance January 1, 1967	\$64,529.44
Collected in 1967	62,558.20
Adjustments
Balance December 31, 1967	\$1,971.24
Tax Title Liens Outstanding	
Balance January 1, 1967	78.29
Redeemed by cash	78.29
Adjustments
Balance December 31, 1967
Property Acquired by Deed or Foreclosure	
Balance January 1, 1967	\$10,150.00
Sale for cash
Adjustments
Balance December 31, 1967	\$10,150.00

CAPITAL DEBT, DECEMBER 31, 1967

Authorized—Issued and Unissued

	Gross Debt	Net Debt
School debt	\$350,000.00
Self-liquidating debt
Other capital debt	382,565.00	\$382,565.00
	\$732,565.00	\$382,565.00
Per Cent	1.51	0.78
Per Capita	\$123.95	\$64.73

Issued and Outstanding

School debt	\$350,000.00
Self-liquidating debt
Other capital debt	233,500.00
	\$583,500.00

Equalized Valuation Basis \$48,436,176.00

CURRENT FINANCES DECEMBER 31, 1967

Cash	\$676,820.89
Taxes receivable	97,284.98
Tax title liens
Foreclosed property	10,150.00
Other receivables	47,127.46
Emergencies and deferred charges ..	6,000.00
State road aid receivable	41,331.00
	\$878,714.33
Cash liabilities	\$629,908.38
Reserves for receivables	154,562.44
Surplus revenue	94,243.51
	\$878,714.33

LIVINGSTON TOWNSHIP—ESSEX COUNTY

Population U. S. Census, 1960—23,124
Estimated Population, 1967—28,420

Land Area 14.00 sq. mi.

Net Valuation Taxable \$254,132,250
Equalized Valuation \$237,827,012

EXPENDITURES FOR 1967

General Government	
Administrative and executive	\$232,585.00
Assessment and collection of taxes ..	48,980.00
Financial administration	20,338.00
Public Safety	
Fire protection	48,700.00
Police protection	455,367.85
Other protection	17,677.00
Civil defense and disaster control ..	9,750.00
Streets and Roads	
Repairs and maintenance	282,925.00
Street lighting	58,000.00
Sanitation	
Street cleaning
Garbage and trash removal
Sanitary sewers	158,903.00
Health and Welfare	
Health services	61,762.00
Welfare—public assistance	6,538.00
Hospitals
Recreation	
Beaches and boardwalks
Parks and playgrounds	169,120.00
Other recreational services
Education (excl. school districts)	
Libraries	138,000.00
Other educational services
Statutory Expenditures	94,288.00
Unclassified Purposes	10,000.00
Total Municipal Functions	\$1,812,934.45
Per Capita—Municipal Functions	
Capital Improvements	276,662.00
Debt Service	
Principal payments ..	\$148,000.00
Interest payments ..	48,490.75
Per Capita—Debt Service	
Deferred Charges	28,096.05
Total Municipal Expenditures	\$2,314,183.25
Required Payments for Local School, County, and Special District Taxes	
.....	7,636,096.12
TOTAL EXPENDITURES	\$9,950,297.37
Reserve for Uncollected Taxes ..	\$492,847.04
GRAND TOTAL	\$10,443,126.41

REVENUES REALIZED IN 1967

Surplus revenue appropriated	\$777,000.00
Miscellaneous revenues realized ..	840,078.49
State aid revenues realized	68,629.87
Delinquent tax and lien collections ..	302,519.03
Current tax collections	8,332,956.78
Emergency borrowings

TOTAL REVENUES \$10,321,184.17

CAPITAL OUTLAY (BY ORDINANCE) 1967

Beaches and boardwalks
Buildings and equipment	\$61,984.34
Parks and playgrounds
Sanitary sewers
Streets and roads
Water supply	98,406.94
Other purposes
TOTAL	\$196,306.19

TAXES

Local school taxes	\$5,242,123.00
County taxes	2,393,973.12
Special district taxes

Local purpose taxes	\$7,636,096.12
Veteran and senior citizen tax ...	1,058,732.29
.....	170,580.00

Total tax levy (for rate purposes) \$8,865,408.41

Per Capita Total Tax Levy ... \$311.94

General tax rate	3.49
Adjusted business personality tax rate
Adjusted general tax rate

CURRENT TAXES

1967 taxes levied (total)	\$8,786,949.41
Collected in 1967	8,332,956.78
Per cent of levy col- lected	94.83
Transferred to liens	15,868.16
Adjustments	52,455.08
Balance December 31, 1967	\$385,669.39

All Prior Years Taxes Outstanding

Balance January 1, 1967	\$241,518.40
Collected in 1967	226,017.66
Adjustments	-8,263.28
Balance December 31, 1967	\$7,237.46

Tax Title Liens Outstanding

Balance January 1, 1967	\$93,066.82
Redeemed by cash	76,501.37
Adjustments	+22,103.74
Balance December 31, 1967	\$38,669.19

Property Acquired by Deed or Foreclosure

Balance January 1, 1967	\$164,600.00
Sale for cash	1,470.00
Adjustments	+7,870.00
Balance December '31, 1967	\$171,000.00

CAPITAL DEBT, DECEMBER 31, 1967

Authorized—Issued and Unissued

	Gross Debt	Net Debt
School debt	\$8,498,000.00
Self-liquidating debt ..	478,000.00
Other capital debt	2,809,683.00	\$2,793,456.00
	\$11,785,683.00	\$2,793,456.00
Per Cent	5.16	1.22
Per Capita	\$414.70	\$98.29

Issued and Outstanding

School debt	\$8,202,000.00
Self-liquidating debt	383,000.00
Other capital debt	1,565,000.00
	\$10,150,000.00

Equalized Valuation Basis \$228,179,693.00

CURRENT FINANCES DECEMBER 31, 1967

Cash	\$1,488,939.89
Taxes receivable	392,906.85
Tax title liens	38,669.19
Foreclosed property	171,000.00
Other receivables	80,745.27
Emergencies and deferred charges
State road aid receivable	49,592.00
	\$2,221,853.20
Cash liabilities	\$573,216.03
Reserves for receivables	683,321.31
Surplus revenue	965,315.86
	\$2,221,853.20

LOCH ARBOUR VILLAGE—MONMOUTH COUNTY

Population U. S. Census, 1960—297
Estimated Population, 1967—290

Land Area 0.07 sq. ml.

Net Valuation Taxable \$2,522,936
Equalized Valuation \$3,087,126

EXPENDITURES FOR 1967

General Government

Administrative and executive	\$16,391.00
Assessment and collection of taxes	1,295.00
Financial administration	2,235.00

Public Safety

Fire protection	2,951.00
Police protection	15,373.04
Other protection	105.00
Civil defense and disaster control

Streets and Roads

Repairs and maintenance	4,570.00
Street lighting	1,250.00

Sanitation

Street cleaning
Garbage and trash removal	14,833.32
Sanitary sewers	4,240.00

Health and Welfare

Health services	910.00
Welfare—public assistance
Hospitals

Recreation

Beaches and boardwalks	10,000.00
Parks and playgrounds
Other recreational services

Education (excl. school districts)

Libraries
Other educational services

Statutory Expenditures

1,690.00

Unclassified Purposes

100.00

Total Municipal Functions \$75,943.36

Per Capita—Municipal Functions \$261.87

Capital Improvements

12,100.00

Debt Service

9,162.50

Principal payments ..	\$5,000.00
Interest payments ..	4,162.50

Per Capita—Debt Service \$31.59

Deferred Charges

3,500.00

Total Municipal Expenditures \$100,705.86

Required Payments for Local

School, County, and Special	
District Taxes	83,167.82

TOTAL EXPENDITURES \$183,873.68

Reserve for Uncollected Taxes...

\$11,447.14

GRAND TOTAL \$195,320.82

REVENUES REALIZED IN 1967

Surplus revenue appropriated ...	\$25,000.00
Miscellaneous revenues realized ..	34,197.82
State aid revenues realized ..	10,253.00
Delinquent tax and lien collections	6,410.53
Current tax collections	122,539.78
Emergency borrowings

TOTAL REVENUES \$198,401.13

CAPITAL OUTLAY (BY ORDINANCE) 1967

Beaches and boardwalks
Buildings and equipment	\$1,140.00
Parks and playgrounds
Sanitary sewers
Streets and roads
Water supply
Other purposes
	<u>\$1,140.00</u>

TAXES

Local school taxes	\$65,741.42
County taxes	17,426.40
Special district taxes

Local purpose taxes	\$83,167.82
Veteran and senior citizen tax ...	45,300.00
	1,450.00

Total tax levy (for rate purposes) \$129,917.82

Per Capita Total Tax Levy ... \$447.09

General tax rate	5.149
Adjusted business personalty tax
Adjusted general tax rate

Current Taxes

1967 taxes levied (total)	\$128,481.53
Collected in 1967	122,539.78
Per cent of levy col-	
lected	95.37
Transferred to liens
Adjustments	733.87
Balance December 31, 1967	\$5,207.88

All Prior Years Taxes Outstanding

Balance January 1, 1967	\$6,410.53
Collected in 1967	6,410.53
Adjustments
Balance December 31, 1967

Tax Title Liens Outstanding

Balance January 1, 1967
Redeemed by cash
Adjustments
Balance December 31, 1967

Property Acquired by Deed or

Foreclosure	
Balance January 1, 1967
Sale for cash
Adjustments
Balance December 31, 1967

CAPITAL DEBT, DECEMBER 31, 1967

Authorized—Issued and Unissued

	Gross Debt	Net Debt
School debt	\$146,453.00	\$32,901.00
Self-liquidating debt
Other capital debt	110,000.00	110,000.00
	<u>\$256,453.00</u>	<u>\$142,901.00</u>

Per Cent	9.03	5.03
Per Capita	<u>\$884.32</u>	<u>\$492.76</u>

Issued and Outstanding

School debt	\$95,790.00
Self-liquidating debt
Other capital debt	110,000.00
	<u>\$205,790.00</u>

Equalized Valuation Basis \$2,838,806.00

CURRENT FINANCES DECEMBER 31, 1967

Cash	\$106,716.37
Taxes receivable	5,207.88
Tax title liens
Foreclosed property
Other receivables	7,369.12
Emergencies and deferred charges ..	2,000.00
State road aid receivable	13,976.00
	<u>\$135,269.37</u>

Cash liabilities	\$75,642.29
Reserves for receivables	12,577.00
Surplus revenue	47,050.08
	<u>\$135,269.37</u>

LODI BOROUGH—BERGEN COUNTY

Population U. S. Census, 1960—23,502
Estimated Population, 1967—27,540

Land Area 2.20 sq. mi.

Net Valuation Taxable \$126,282,994
Equalized Valuation \$144,063,303

EXPENDITURES FOR 1967

General Government

Administrative and executive \$316,145.00
Assessment and collection of taxes 46,975.00
Financial administration 8,500.00

Public Safety

Fire protection 66,430.00
Police protection 387,150.00
Other protection 11,800.00
Civil defense and disaster control 850.00

Streets and Roads

Repairs and maintenance 108,025.00
Street lighting 37,000.00

Sanitation

Street cleaning
Garbage and trash removal 119,700.00
Sanitary sewers 144,500.00

Health and Welfare

Health services 50,850.00
Welfare—public assistance 34,750.00
Hospitals
Hospitals
Hospitals
Hospitals

Recreation

Beaches and boardwalks
Parks and playgrounds 1,850.00
Other recreational services 12,500.00

Education (excl. school districts)

Libraries 57,000.00
Other educational services 2,000.00

Statutory Expenditures

..... 115,937.98

Unclassified Purposes

..... 1,500.00

Total Municipal Functions \$1,523,462.08

Per Capita—Municipal Functions

..... \$55.32

Capital Improvements

..... 64,803.00

Debt Service

..... 243,307.95

Principal payments . \$191,000.00
Interest payments .. 52,307.95

Per Capita—Debt Service

..... \$8.83

Deferred Charges

..... 2,458.28

Total Municipal Expenditures \$1,834,031.31

Required Payments for Local

School, County, and Special

District Taxes 2,390,513.90

TOTAL EXPENDITURES \$4,224,545.21

Reserve for Uncollected Taxes...

..... \$131,370.80

GRAND TOTAL \$4,355,916.01

REVENUES REALIZED IN 1967

Surplus revenue appropriated \$182,300.00
Miscellaneous revenues realized .. 369,852.30
State aid revenues realized 48,420.00
Delinquent tax and lien collections 72,307.77
Current tax collections 3,610,944.78
Emergency borrowings
Emergency borrowings

TOTAL REVENUES \$4,283,824.85

CAPITAL OUTLAY (BY ORDINANCE) 1967

Beaches and boardwalks
Buildings and equipment \$9,110.26
Parks and playgrounds 752.75
Sanitary sewers 8,884.99
Streets and roads 20,104.89
Water supply 222,922.32
Other purposes 334,222.00

\$595,997.21

TAXES

Local school taxes \$1,904,538.00
County taxes 485,975.90
Special district taxes
Special district taxes

..... \$2,390,513.90

Local purpose taxes 1,233,432.00

Veteran and senior citizen tax .. 118,980.00

Total tax levy (for rate purposes) \$3,742,925.90

Per Capita Total Tax Levy ... \$135.91

General tax rate
Adjusted business personality tax

rate 3.00

Adjusted general tax rate 2.96

Current Taxes

1967 taxes levied (total) \$3,667,020.97

Collected in 1967 3,610,944.78

Per cent of levy col-
lected 98.47

Transferred to liens 125.80

Adjustments 15,467.25

Balance December 31, 1967 \$40,483.14

All Prior Years Taxes Outstanding

Balance January 1, 1967 \$133,601.15

Collected in 1967 72,307.77

Adjustments -556.36

Balance December 31, 1967 \$60,737.02

Tax Title Liens Outstanding

Balance January 1, 1967 \$572.29

Redeemed by cash
Adjustments +125.80

Balance December 31, 1967 \$698.09

Property Acquired by Deed or

Foreclosure

Balance January 1, 1967 \$17,297.50

Sale for cash 10.00

Adjustments +10.00

Balance December 31, 1967 \$17,297.50

CAPITAL DEBT, DECEMBER 31, 1967

Authorized—Issued and Unissued

	Gross Debt	Net Debt
School debt	\$2,339,180.00
Self-liquidating debt	677,300.00
Other capital debt	1,666,985.00	\$1,322,985.00
	\$4,683,465.00	\$1,322,985.00

Per Cent 3.48

Per Capita \$170.06 \$48.04

Issued and Outstanding

School debt	\$1,286,000.00
Self-liquidating debt	675,000.00
Other capital debt	1,421,450.00
	\$3,382,450.00

Equalized Valuation Basis \$134,473,903.00

CURRENT FINANCES DECEMBER 31, 1967

Cash	\$349,515.96
Taxes receivable	101,220.16
Tax title liens	698.09
Foreclosed property	17,297.50
Other receivables	5,350.88
Emergencies and deferred charges	97,703.00
State road aid receivable	48,420.00
	\$620,205.59

Cash liabilities \$154,408.76

Reserves for receivables 124,566.63

Surplus revenue 341,230.20

\$620,205.59

LOGAN TOWNSHIP—GLOUCESTER COUNTY

Population U. S. Census, 1960—1,924
Estimated Population, 1967—2,030

Land Area 24.11 sq. mi.

Net Valuation Taxable \$3,590,018
Equalized Valuation \$16,633,877

EXPENDITURES FOR 1967

General Government	
Administrative and executive	\$13,075.00
Assessment and collection of taxes	4,405.00
Financial administration	2,950.00
Public Safety	
Fire protection	13,450.00
Police protection	8,450.00
Other protection	300.00
Civil defense and disaster control	300.00
Streets and Roads	
Repairs and maintenance	13,800.00
Street lighting	5,400.00
Sanitation	
Street cleaning
Garbage and trash removal	7,700.00
Sanitary sewers
Health and Welfare	
Health services	9,740.00
Welfare—public assistance	2,100.00
Hospitals
Recreation	
Beaches and boardwalks
Parks and playgrounds	600.00
Other recreational services
Education (excl. school districts)	
Libraries
Other educational services	1,000.00
Statutory Expenditures	800.00
Unclassified Purposes
Total Municipal Functions	\$84,070.00
Per Capita—Municipal Functions	\$41.41
Capital Improvements	14,620.00
Debt Service
Principal payments
Interest payments
Per Capita—Debt Service
Deferred Charges	10,000.00
Total Municipal Expenditures	\$108,690.00
Required Payments for Local School, County, and Special District Taxes	
.....	328,993.34
TOTAL EXPENDITURES	\$437,683.34
Reserve for Uncollected Taxes	\$39,312.00
GRAND TOTAL	\$476,995.34

REVENUES REALIZED IN 1967

Surplus revenue appropriated	\$46,904.00
Miscellaneous revenues realized	64,970.92
State aid revenues realized	20,241.50
Delinquent tax and lien collections	63,062.16
Current tax collections	297,887.71
Emergency borrowings
TOTAL REVENUES	\$493,066.29

CAPITAL OUTLAY (BY ORDINANCE) 1967

Beaches and boardwalks
Buildings and equipment
Parks and playgrounds
Sanitary sewers
Streets and roads
Water supply
Other purposes

TAXES

Local school taxes	\$256,892.00
County taxes	72,101.34
Special district taxes
.....	\$328,993.34
Local purpose taxes
Veteran and senior citizen tax	9,870.00
Total tax levy (for rate purposes)	\$338,863.34
Per Capita Total Tax Levy	
.....	\$166.93
General tax rate
Adjusted business personality tax rate	12.10
Adjusted general tax rate	9.21
Current Taxes	
1967 taxes levied (total)	\$330,857.34
Collected in 1967	297,887.71
Per cent of levy collected	90.03
Transferred to liens	460.96
Adjustments	503.87
Balance December 31, 1967	\$32,004.80
All Prior Years Taxes Outstanding	
Balance January 1, 1967	\$57,454.69
Collected in 1967	44,058.82
Adjustments	+3,706.74
Balance December 31, 1967	\$17,102.61
Tax Title Liens Outstanding	
Balance January 1, 1967	\$23,863.36
Redeemed by cash	19,003.34
Adjustments	-215.57
Balance December 31, 1967	\$4,644.45
Property Acquired by Deed or Foreclosure	
Balance January 1, 1967	\$165.00
Sale for cash
Adjustments
Balance December 31, 1967	\$165.00

CAPITAL DEBT, DECEMBER 31, 1967

Authorized—Issued and Unissued		
	Gross Debt	Net Debt
School debt	\$183,000.00
Self-liquidating debt
Other capital debt
.....	\$183,000.00
Per Cent	1.19
Per Capita	\$90.15
Issued and Outstanding		
School debt	\$183,000.00
Self-liquidating debt
Other capital debt
.....	\$183,000.00

Equalized Valuation Basis \$15,253,175.00

CURRENT FINANCES DECEMBER 31, 1967

Cash	\$258,244.71
Taxes receivable	49,107.41
Tax title liens	4,644.45
Foreclosed property	165.00
Other receivables	389.25
Emergencies and deferred charges	4,000.00
State road aid receivable	13,138.00
.....	\$329,688.82
Cash liabilities	\$159,809.56
Reserves for receivables	54,306.11
Surplus revenue	115,573.15
.....	\$329,688.82

LONG BEACH TOWNSHIP—OCEAN COUNTY

Population U. S. Census, 1960—1,561
Estimated Population, 1967—1,920

Land Area 4.20 sq. mi.

Net Valuation Taxable \$84,051,635
Equalized Valuation \$83,530,371

EXPENDITURES FOR 1967

General Government	
Administrative and executive	\$99,273.64
Assessment and collection of taxes ..	52,896.88
Financial administration
Public Safety	
Fire protection	33,100.00
Police protection	171,300.00
Other protection	7,850.00
Civil defense and disaster control ..	500.00
Streets and Roads	
Repairs and maintenance	118,500.00
Street lighting	50,800.00
Sanitation	
Street cleaning
Garbage and trash removal	75,612.36
Sanitary sewers
Health and Welfare	
Health services	16,732.50
Welfare—public assistance	900.00
Hospitals	1,000.00
Recreation	
Beaches and boardwalks	50,344.83
Parks and playgrounds
Other recreational services
Education (excl. school districts)	
Libraries	500.00
Other educational services
Statutory Expenditures	
.....	30,611.24
Unclassified Purposes	
.....	500.00
Total Municipal Functions	\$710,421.45
Per Capita—Municipal Functions	
.....	\$370.01
Capital Improvements	
.....	67,553.55
Debt Service	
Principal payments ..	\$79,000.00
Interest payments ..	51,700.00
Per Capita—Debt Service	
.....	\$68.07
Deferred Charges	
.....	61,611.43
Total Municipal Expenditures	\$970,286.43
Required Payments for Local School, County, and Special District Taxes	
.....	997,651.80
TOTAL EXPENDITURES	\$1,967,938.23
Reserve for Uncollected Taxes...	\$111,853.57
GRAND TOTAL	\$2,079,791.80

REVENUES REALIZED IN 1967

Surplus revenue appropriated	\$218,000.00
Miscellaneous revenues realized ..	260,259.87
State aid revenues realized	21,140.00
Delinquent tax and lien collections ..	64,208.85
Current tax collections	1,546,156.53
Emergency borrowings

TOTAL REVENUES \$2,109,765.25

CAPITAL OUTLAY (BY ORDINANCE) 1967

Beaches and boardwalks	\$91,316.95
Buildings and equipment
Parks and playgrounds
Sanitary sewers
Streets and roads
Water supply
Other purposes
TOTAL	\$91,316.95

TAXES

Local school taxes	\$555,893.80
County taxes	441,758.00
Special district taxes
.....	\$997,651.80
Local purpose taxes	589,100.00
Veteran and senior citizen tax ...	23,250.00
Total tax levy (for rate purposes)	\$1,610,001.80
Per Capita Total Tax Levy ...	
.....	\$838.54
General tax rate
Adjusted business personality tax rate	2.27
Adjusted general tax rate	1.92
Current Taxes	
1967 taxes levied (total)	\$1,622,132.53
Collected in 1967	1,546,156.53
Per cent of levy collected	95.31
Transferred to liens	2,238.53
Adjustments	3,713.10
Balance December 31, 1967	\$70,024.37
All Prior Years Taxes Outstanding	
Balance January 1, 1967	\$66,122.56
Collected in 1967	63,886.58
Adjustments	—1,305.52
Balance December 31, 1967	\$930.46
Tax Title Liens Outstanding	
Balance January 1, 1967	\$4,327.94
Redeemed by cash	322.27
Adjustments	+4,165.31
Balance December 31, 1967	\$8,170.98
Property Acquired by Deed or Foreclosure	
Balance January 1, 1967	\$5,400.00
Sale for cash
Adjustments
Balance December 31, 1967	\$5,400.00

CAPITAL DEBT, DECEMBER 31, 1967

Authorized—Issued and Unissued		
	Gross Debt	Net Debt
School debt	\$1,341,050.00
Self-liquidating debt ..	90,000.00	\$90,000.00
Other capital debt	1,531,999.00	1,531,999.00
	\$2,963,049.00	\$1,621,999.00
Per Cent	3.65	2.00
Per Capita	\$1,543.25	\$844.79

Issued and Outstanding

School debt	\$1,341,050.00
Self-liquidating debt	90,000.00
Other capital debt	1,289,000.00
TOTAL	\$2,720,050.00

Equalized Valuation Basis \$81,000,685.00

CURRENT FINANCES DECEMBER 31, 1967

Cash	\$594,061.95
Taxes receivable	70,954.83
Tax title liens	8,170.98
Foreclosed property	5,400.00
Other receivables	100,532.07
Emergencies and deferred charges ..	106,730.00
State road aid receivable	30,122.00
TOTAL	\$915,971.83
Cash liabilities	\$472,165.46
Reserves for receivables	185,057.88
Surplus revenue	258,748.49
TOTAL	\$915,971.83

LONG BRANCH CITY—MONMOUTH COUNTY

Population U. S. Census, 1960—26,228
Estimated Population, 1967—34,280

Land Area 5.10 sq. mi.

Net Valuation Taxable \$127,782,809
Equalized Valuation \$135,549,905

EXPENDITURES FOR 1967

General Government

Administrative and executive	\$303,691.10
Assessment and collection of taxes	37,060.00
Financial administration	26,220.00

Public Safety

Fire protection	208,317.80
Police protection	517,675.00
Other protection	14,398.07
Civil defense and disaster control	2,680.00

Streets and Roads

Repairs and maintenance	234,817.22
Street lighting	125,610.00

Sanitation

Street cleaning	
Garbage and trash removal	172,252.92
Sanitary sewers	

Health and Welfare

Health services	86,149.64
Welfare—public assistance	24,600.00
Hospitals	

Recreation

Beaches and boardwalks	37,567.08
Parks and playgrounds	108,015.54
Other recreational services	19,425.00

Education (excl. school districts)

Libraries	91,219.00
Other educational services	26,725.00

Statutory Expenditures

155,500.00

Unclassified Purposes

4,000.00

Total Municipal Functions \$2,195,923.37

Per Capita—Municipal Functions \$64.06

Capital Improvements

101,000.00

Debt Service *790,415.25

Principal payments ..	\$490,000.00
Interest payments ..	300,415.25

Per Capita—Debt Service \$23.06

Deferred Charges

40,986.67

Total Municipal Expenditures \$3,128,325.29

Required Payments for Local

School, County, and Special	
District Taxes	3,504,135.55

TOTAL EXPENDITURES \$6,632,460.84

Reserve for Uncollected Taxes.. \$414,000.89

GRAND TOTAL \$7,046,461.73

REVENUES REALIZED IN 1967

Surplus revenue appropriated	\$558,400.00
Miscellaneous revenues realized ..	1,170,225.77
State aid revenues realized	226,711.68
Delinquent tax and lien collections ..	284,356.01
Current tax collections	4,804,352.45
Emergency borrowings	

TOTAL REVENUES \$7,044,045.91

CAPITAL OUTLAY (BY ORDINANCE) 1967

Beaches and boardwalks	\$1,993.56
Buildings and equipment	**\$14,624.68
Parks and playgrounds	6,866.61
Sanitary sewers	
Streets and roads	46,407.34
Water supply	
Other purposes	37,083.06
	\$906,975.25

TAXES

Local school taxes	\$3,186,120.38
County taxes	753,993.67
Special district taxes	

	\$3,940,114.05
Local purpose taxes	1,171,200.00
Veteran and senior citizen tax ..	121,450.00

Total tax levy (for rate purposes) \$5,232,764.05

Per Capita Total Tax Levy ... \$152.65

General tax rate	4.083
Adjusted business personalty tax rate	
Adjusted general tax rate	

Current Taxes

1967 taxes levied (total)	\$5,132,089.97
Collected in 1967	4,804,352.45
Per cent of levy col- lected	93.61
Transferred to liens	17,039.96
Adjustments	40,668.50
Balance December 31, 1967	\$270,029.06

All Prior Years Taxes Outstanding

Balance January 1, 1967	\$268,609.53
Collected in 1967	256,912.97
Adjustments	—8,167.52
Balance December 31, 1967	\$3,529.04

Tax Title Liens Outstanding

Balance January 1, 1967	\$57,598.52
Redeemed by cash	27,443.04
Adjustments	+18,629.43
Balance December 31, 1967	\$48,784.91

Property Acquired by Deed or

Foreclosure	
Balance January 1, 1967	\$141,205.00
Sale for cash	9,476.00
Adjustments	+17,751.00
Balance December 31, 1967	\$149,480.00

CAPITAL DEBT, DECEMBER 31, 1967

Authorized—Issued and Unissued

	Gross Debt	Net Debt
School debt	\$5,142,000.00	\$97,459.00
Self-liquidating debt ..		
Other capital debt	2,387,034.00	2,262,170.00
	\$7,529,034.00	\$2,359,629.00

Per Cent	5.97	1.87
Per Capita	\$219.63	\$68.83

Issued and Outstanding

School debt	\$5,142,000.00
Self-liquidating debt	
Other capital debt	2,060,000.00
	\$7,202,000.00

Equalized Valuation Basis \$126,113,519.00

CURRENT FINANCES DECEMBER 31, 1967

Cash	\$1,090,769.83
Taxes receivable	273,558.10
Tax title liens	48,784.91
Foreclosed property	149,480.00
Other receivables	4,302.11
Emergencies and deferred charges ..	
State road aid receivable	70,288.00
	\$1,637,182.95
Cash liabilities	\$740,071.11
Reserves for receivables	476,125.12
Surplus revenue	420,986.72
	\$1,637,182.95

* Includes \$435,978.50 Chapter VI School Debt Service.

** Includes \$700,000.00 Chapter VI School Capital Outlay.

LONGPORT BOROUGH—ATLANTIC COUNTY

Population U. S. Census, 1960—1,077
Estimated Population, 1967—1,080

Land Area 0.44 sq. ml.

Net Valuation Taxable \$8,843,742
Equalized Valuation \$19,475,147

EXPENDITURES FOR 1967

General Government

Administrative and executive	\$54,116.73
Assessment and collection of taxes ..	4,775.00
Financial administration	1,800.00

Public Safety

Fire protection	8,261.25
Police protection	71,936.37
Other protection	2,106.27
Civil defense and disaster control

Streets and Roads

Repairs and maintenance	31,708.68
Street lighting	8,585.88

Sanitation

Street cleaning	11,500.00
Garbage and trash removal	50,159.18
Sanitary sewers

Health and Welfare

Health services	2,000.00
Welfare—public assistance	550.00
Hospitals	200.00

Recreation

Beaches and boardwalks	17,697.00
Parks and playgrounds	22,439.43
Other recreational services

Education (excl. school districts)

Libraries	300.00
Other educational services

Statutory Expenditures

.....	12,952.37
-------	-----------

Unclassified Purposes

.....	1,000.00
-------	----------

Total Municipal Functions	\$302,088.16
---------------------------	--------------

Per Capita—Municipal Functions

.....	\$279.71
-------	----------

Capital Improvements

.....	28,950.77
-------	-----------

Debt Service

Principal payments ..	\$12,000.00
Interest payments ..	1,137.50

Per Capita—Debt Service

.....	\$12.16
-------	---------

Deferred Charges

.....	5,464.46
-------	----------

Total Municipal Expenditures	\$349,640.89
------------------------------	--------------

Required Payments for Local

School, County, and Special
-----------------------------	-------

District Taxes	197,300.31
----------------------	------------

TOTAL EXPENDITURES	\$546,941.20
---------------------------	---------------------

Reserve for Uncollected Taxes...

.....	\$27,922.53
-------	-------------

GRAND TOTAL	\$574,863.73
--------------------	---------------------

REVENUES REALIZED IN 1967

Surplus revenue appropriated	\$37,000.00
Miscellaneous revenues realized ..	42,287.64
State aid revenues realized	15,850.00
Delinquent tax and lien collections ..	21,387.33
Current tax collections	461,603.32
Emergency borrowings

TOTAL REVENUES	\$578,128.29
-----------------------	---------------------

CAPITAL OUTLAY (BY ORDINANCE) 1967

Beaches and boardwalks	\$22,046.50
Buildings and equipment
Parks and playgrounds
Sanitary sewers
Streets and roads
Water supply
Other purposes
TOTAL	\$22,046.50

TAXES

Local school taxes	\$48,000.00
County taxes	149,300.31
Special district taxes

.....	\$197,300.31
Local purpose taxes	282,375.59
Veteran and senior citizen tax ...	11,640.00

Total tax levy (for rate purposes)	\$491,315.90
---	---------------------

Per Capita Total Tax Levy ...

.....	\$454.92
General tax rate	5.56
Adjusted business personalty tax rate
Adjusted general tax rate

Current Taxes

1967 taxes levied (total)	\$481,004.18
Collected in 1967	461,603.32
Per cent of levy col- lected	95.96
Transferred to liens
Adjustments
Balance December 31, 1967	\$19,409.86

All Prior Years Taxes Outstanding

Balance January 1, 1967	\$22,053.24
Collected in 1967	21,387.33
Adjustments
Balance December 31, 1967	\$665.91

Tax Title Liens Outstanding

Balance January 1, 1967	\$18.70
Redeemed by cash
Adjustments
Balance December 31, 1967	\$18.70

Property Acquired by Deed or Foreclosure

Balance January 1, 1967	\$22,185.00
Sale for cash
Adjustments
Balance December 31, 1967	\$22,185.00

CAPITAL DEBT, DECEMBER 31, 1967

Authorized—Issued and Unissued

	Gross Debt	Net Debt
School debt
Self-liquidating debt
Other capital debt	\$1,531,000.00	\$808,000.00
	<u>\$1,531,000.00</u>	<u>\$808,000.00</u>
Per Cent	7.92	4.18
Per Capita	\$1,417.59	\$748.15

Issued and Outstanding

School debt
Self-liquidating debt
Other capital debt	\$85,000.00
	<u>\$85,000.00</u>

Equalized Valuation Basis \$19,318,353.00

CURRENT FINANCES DECEMBER 31, 1967

Cash	\$79,040.63
Taxes receivable	20,066.77
Tax title liens	18.70
Foreclosed property	22,185.00
Other receivables	1,481.82
Emergencies and deferred charges ..	6,298.50
State road aid receivable	41,870.00
	<u>\$170,871.42</u>
Cash liabilities	\$67,438.29
Reserves for receivables	43,752.29
Surplus revenue	59,680.84
	<u>\$170,871.42</u>

LOPATCONG TOWNSHIP—WARREN COUNTY

Population U. S. Census, 1960—2,703
Estimated Population, 1967—3,180

Land Area 6.90 sq. mi.

Net Valuation Taxable \$19,629,337
Equalized Valuation \$22,055,084

EXPENDITURES FOR 1967

General Government		
Administrative and executive	\$18,685.00	
Assessment and collection of taxes	5,000.00	
Financial administration	1,625.00	
Public Safety		
Fire protection	7,700.00	
Police protection	9,700.00	
Other protection	900.00	
Civil defense and disaster control	1,300.00	
Streets and Roads		
Repairs and maintenance	40,141.11	
Street lighting	3,500.00	
Sanitation		
Street cleaning		
Garbage and trash removal		
Sanitary sewers		
Health and Welfare		
Health services	5,800.00	
Welfare—public assistance	660.00	
Hospitals		
Recreation		
Beaches and boardwalks		
Parks and playgrounds	7,500.00	
Other recreational services		
Education (excl. school districts)		
Libraries		
Other educational services		
Statutory Expenditures		
	2,600.00	
Unclassified Purposes		
	150.00	
Total Municipal Functions	\$105,261.11	
Per Capita—Municipal Functions		
	\$33.10	
Capital Improvements		
	24,060.00	
Debt Service		
Principal payments		
Interest payments		
Per Capita—Debt Service		
Deferred Charges		
	18,733.00	
Total Municipal Expenditures	\$148,054.11	
Required Payments for Local School, County, and Special District Taxes		
	461,829.09	
TOTAL EXPENDITURES	\$609,883.20	
Reserve for Uncollected Taxes...		
	\$64,771.11	
GRAND TOTAL	\$674,654.31	

REVENUES REALIZED IN 1967

Surplus revenue appropriated	\$50,000.00
Miscellaneous revenues realized	71,287.89
State aid revenues realized	22,834.00
Delinquent tax and lien collections	20,362.70
Current tax collections	508,875.00
Emergency borrowings	

TOTAL REVENUES \$673,359.59

CAPITAL OUTLAY (BY ORDINANCE) 1967

Beaches and boardwalks	
Buildings and equipment	\$1,206.11
Parks and playgrounds	
Sanitary sewers	416,214.35
Streets and roads	
Water supply	
Other purposes	
	\$417,420.45

TAXES

Local school taxes	\$313,218.00
County taxes	148,611.09
Special district taxes	
	\$461,829.09
Local purpose taxes	69,841.22
Veteran and senior citizen tax ...	24,720.00
Total tax levy (for rate purposes)	\$556,390.31
Per Capita Total Tax Levy ...	
	\$174.97
General tax rate	2.84
Adjusted business personalty tax rate	
Adjusted general tax rate	
Current Taxes	
1967 taxes levied (total)	\$539,711.66
Collected in 1967	508,875.00
Per cent of levy col-lected	94.28
Transferred to liens	30.53
Adjustments	425.13
Balance December 31, 1967	\$30,381.00
All Prior Years Taxes Outstanding	
Balance January 1, 1967	\$32,279.12
Collected in 1967	20,138.10
Adjustments	—0.01
Balance December 31, 1967	\$12,141.01
Tax Title Liens Outstanding	
Balance January 1, 1967	\$470.00
Redeemed by cash	224.60
Adjustments	+30.53
Balance December 31, 1967	\$275.93
Property Acquired by Deed or Foreclosure	
Balance January 1, 1967	\$805.00
Sale for cash	
Adjustments	
Balance December 31, 1967	\$805.00

CAPITAL DEBT, DECEMBER 31, 1967

Authorized—Issued and Unissued

	Gross Debt	Net Debt
School debt	\$155,000.00	
Self-liquidating debt ..	1,000,000.00	\$1,000,000.00
Other capital debt		
	\$1,155,000.00	\$1,000,000.00
Per Cent	6.10	5.28
Per Capita	\$363.21	\$314.47

Issued and Outstanding

School debt	\$155,000.00
Self-liquidating debt	500,000.00
Other capital debt	
	\$655,000.00

Equalized Valuation Basis \$18,923,654.00

CURRENT FINANCES DECEMBER 31, 1967

Cash	\$259,431.23
Taxes receivable	42,522.91
Tax title liens	275.93
Foreclosed property	805.00
Other receivables	6,759.53
Emergencies and deferred charges ..	500.00
State road aid receivable	36,927.00
	\$347,220.70
Cash liabilities	\$192,199.66
Reserves for receivables	50,362.47
Surplus revenue	104,658.57
	\$347,220.70

LOWER TOWNSHIP—CAPE MAY COUNTY

Population U. S. Census, 1960—6,332
Estimated Population, 1967—7,990

Land Area 29.79 sq. mi.

Net Valuation Taxable \$59,622,100
Equalized Valuation \$64,713,965

EXPENDITURES FOR 1967

General Government	
Administrative and executive	\$50,720.00
Assessment and collection of taxes	28,255.16
Financial administration	8,350.00
Public Safety	
Fire protection	5,000.00
Police protection	95,525.00
Other protection	10,235.00
Civil defense and disaster control	2,650.00
Streets and Roads	
Repairs and maintenance	122,855.00
Street lighting	5,000.00
Sanitation	
Street cleaning
Garbage and trash removal	76,500.00
Sanitary sewers	10,000.00
Health and Welfare	
Health services	10,289.84
Welfare—public assistance	4,470.00
Hospitals
Recreation	
Benches and boardwalks
Parks and playgrounds	3,000.00
Other recreational services
Education (excl. school districts)	
Libraries
Other educational services
Statutory Expenditures	7,700.00
Unclassified Purposes	25.00
Total Municipal Functions	\$440,575.00

Per Capita—Municipal Functions	\$55.14
Capital Improvements	212,368.75
Debt Service	26,293.03
Principal payments	\$18,670.53
Interest payments	7,622.50
Per Capita—Debt Service	\$3.29
Deferred Charges
Total Municipal Expenditures	\$679,236.78

Required Payments for Local School, County, and Special District Taxes	1,285,350.32
--	--------------

TOTAL EXPENDITURES \$1,964,587.10

Reserve for Uncollected Taxes...	\$135,357.23
GRAND TOTAL	\$2,099,944.33

REVENUES REALIZED IN 1967

Surplus revenue appropriated	\$84,000.00
Miscellaneous revenues realized	358,021.73
State aid revenues realized	50,073.00
Delinquent tax and lien collections	117,848.58
Current tax collections	1,360,868.95
Emergency borrowings

TOTAL REVENUES \$1,970,812.26

CAPITAL OUTLAY (BY ORDINANCE) 1967

Beaches and boardwalks
Buildings and equipment	\$59,853.15
Parks and playgrounds
Sanitary sewers	115,765.06
Streets and roads
Water supply
Other purposes
	\$175,618.21

TAXES

Local school taxes	\$923,978.85
County taxes	304,837.47
Special district taxes	56,534.00
	\$1,285,350.32
Local purpose taxes	228,552.26
Veteran and senior citizen tax	102,950.00
Total tax levy (for rate purposes)	\$1,616,852.58

Per Capita Total Tax Levy ...	\$202.36
General tax rate
Adjusted business personalty tax rate	3.39
Adjusted general tax rate	2.57

Current Taxes	
1967 taxes levied (total)	\$1,533,949.56
Collected in 1967	1,360,868.95
Per cent of levy collected	88.71
Transferred to liens	6,939.91
Adjustments	3,254.29
Balance December 31, 1967	\$162,886.41

All Prior Years Taxes Outstanding	
Balance January 1, 1967	\$130,780.58
Collected in 1967	114,370.70
Adjustments	—2,173.58
Balance December 31, 1967	\$14,231.30

Tax Title Liens Outstanding	
Balance January 1, 1967	\$25,001.27
Redeemed by cash	3,477.88
Adjustments	+5,527.08
Balance December 31, 1967	\$27,050.47

Property Acquired by Deed or Foreclosure	
Balance January 1, 1967	\$25,975.19
Sale for cash	1,080.00
Adjustments	—2,665.00
Balance December 31, 1967	\$22,230.19

CAPITAL DEBT, DECEMBER 31, 1967

Authorized—Issued and Unissued

	Gross Debt	Net Debt
School debt	\$2,043,837.00
Self-liquidating debt
Other capital debt	378,000.00	\$378,000.00
	\$2,421,837.00	\$378,000.00
Per Cent	4.09	0.63
Per Capita	\$303.11	\$47.31

Issued and Outstanding

School debt	\$1,686,891.00
Self-liquidating debt
Other capital debt	275,000.00
	\$1,961,891.00

Equalized Valuation Basis \$59,131,758.00

CURRENT FINANCES DECEMBER 31, 1967

Cash	\$248,453.93
Taxes receivable	177,117.71
Tax title liens	27,050.47
Foreclosed property	22,230.19
Other receivables	450.00
Emergencies and deferred charges
State road aid receivable	40,364.00
	\$515,666.30
Cash liabilities	\$219,025.36
Reserves for receivables	266,848.37
Surplus revenue	69,792.57
	\$515,666.30

LOWER ALLOWAYS CREEK TOWNSHIP—SALEM COUNTY

Population U. S. Census, 1960—1,293
Estimated Population, 1967—1,430

Land Area 45.70 sq. mi.

Net Valuation Taxable \$1,485,210
Equalized Valuation \$4,854,147

EXPENDITURES FOR 1967

General Government

Administrative and executive	\$8,500.00
Assessment and collection of taxes	6,120.00
Financial administration	1,600.00

Public Safety

Fire protection	4,000.00
Police protection	2,750.00
Other protection	350.00
Civil defense and disaster control	500.00

Repairs and Roads

Repairs and maintenance	19,500.00
Street lighting	1,700.00

Sanitation

Street cleaning
Garbage and trash removal	1,440.00
Sanitary sewers

Health and Welfare

Health services	1,094.00
Welfare—public assistance	800.00
Hospitals	300.00

Recreation

Beaches and boardwalks
Parks and playgrounds
Other recreational services

Education (excl. school districts)

Libraries
Other educational services

Statutory Expenditures

800.00

Unclassified Purposes

500.00

Total Municipal Functions	\$49,954.00
---------------------------	-------------

Per Capita—Municipal Functions

\$34.93

Capital Improvements

28,500.00

Debt Service

Principal payments
Interest payments

Per Capita—Debt Service

Deferred Charges

6,843.91

Total Municipal Expenditures	\$85,297.91
------------------------------	-------------

Required Payments for Local

School, County, and Special District Taxes	111,538.24
--	------------

TOTAL EXPENDITURES	\$196,836.15
---------------------------	---------------------

Reserve for Uncollected Taxes..

\$30,250.00

GRAND TOTAL	\$227,086.15
--------------------	---------------------

REVENUES REALIZED IN 1967

Surplus revenue appropriated	\$46,373.91
Miscellaneous revenues realized ..	20,173.12
State aid revenues realized	25,174.00
Delinquent tax and lien collections ..	16,973.02
Current tax collections	107,233.61
Emergency borrowings

TOTAL REVENUES	\$215,927.66
-----------------------	---------------------

CAPITAL OUTLAY (BY ORDINANCE) 1967

Beaches and boardwalks
Buildings and equipment
Parks and playgrounds
Sanitary sewers
Streets and roads
Water supply
Other purposes

TAXES

Local school taxes	\$79,057.00
County taxes	32,481.24
Special district taxes

\$111,538.24

Local purpose taxes	10,000.00
Veteran and senior citizen tax ...	8,980.00

Total tax levy (for rate purposes)	\$130,518.24
---	---------------------

Per Capita Total Tax Levy ...

\$91.27

General tax rate
Adjusted business personalty tax rate	17.00
Adjusted general tax rate	8.48

Current Taxes

1967 taxes levied (total)	\$123,134.18
Collected in 1967	107,233.61

Per cent of levy collected	87.08
Transferred to liens	2,194.00

Adjustments
Balance December 31, 1967	\$13,706.57

All Prior Years Taxes Outstanding

Balance January 1, 1967	\$24,150.86
Collected in 1967	15,367.99

Adjustments
Balance December 31, 1967	\$8,782.87

Tax Title Liens Outstanding

Balance January 1, 1967	\$4,314.45
Redeemed by cash	1,605.03
Adjustments	+2,194.00
Balance December 31, 1967	\$4,903.42

Property Acquired by Deed or Foreclosure

Balance January 1, 1967
Sale for cash
Adjustments
Balance December 31, 1967

CAPITAL DEBT, DECEMBER 31, 1967

Authorized—Issued and Unissued

	Gross Debt	Net Debt
School debt	\$125,000.00
Self liquidating debt
Other capital debt
	\$125,000.00

Per Cent	2.58
Per Capita	\$87.41

Issued and Outstanding

School debt	\$75,000.00
Self liquidating debt
Other capital debt

\$75,000.00

Equalized Valuation Basis	\$4,839,236.00
----------------------------------	-----------------------

CURRENT FINANCES DECEMBER 31, 1967

Cash	\$99,336.55
Taxes receivable	22,489.44
Tax title liens	4,903.42
Foreclosed property
Other receivables	5,826.33
Emergencies and deferred charges
State road aid receivable	16,858.00
	\$149,413.74

Cash liabilities	\$16,600.70
Reserves for receivables	33,219.19
Surplus revenue	99,593.85

\$149,413.74

LUMBERTON TOWNSHIP—BURLINGTON COUNTY

Population U. S. Census, 1960—2,832
Estimated Population, 1967—3,720

Land Area 13.29 sq. mi.

Net Valuation Taxable \$18,464,225
Equalized Valuation \$20,251,618

EXPENDITURES FOR 1967

General Government	
Administrative and executive	\$29,750.00
Assessment and collection of taxes ..	5,450.00
Financial administration	4,500.00
Public Safety	
Fire protection	9,400.00
Police protection	16,300.00
Other protection	475.00
Civil defense and disaster control ..	600.00
Streets and Roads	
Repairs and maintenance	27,440.00
Street lighting	6,000.00
Sanitation	
Street cleaning	15,100.00
Garbage and trash removal	13,900.00
Sanitary sewers	
Health and Welfare	
Health services	695.00
Welfare—public assistance	1,600.00
Hospitals	
Recreation	
Beaches and boardwalks	1,200.00
Parks and playgrounds	
Other recreational services	
Education (excl. school districts)	
Libraries	425.00
Other educational services	
Statutory Expenditures	
	3,750.00
Unclassified Purposes	
	500.00
Total Municipal Functions	\$137,085.06
Per Capita—Municipal Functions	
	\$36.85
Capital Improvements	
	28,300.00
Debt Service	
Principal payments ..	5,100.00
Interest payments ..	\$5,100.00
Per Capita—Debt Service	
	\$1.37
Deferred Charges	
	4,825.00
Total Municipal Expenditures	\$175,310.00
Required Payments for Local School, County, and Special District Taxes	
	496,412.67
TOTAL EXPENDITURES	\$671,722.67
Reserve for Uncollected Taxes...	
	\$80,701.00
GRAND TOTAL	\$752,423.67

REVENUES REALIZED IN 1967

Surplus revenue appropriated	\$50,000.00
Miscellaneous revenues realized ..	89,908.65
State aid revenues realized	12,985.00
Delinquent tax and lien collections ..	60,132.88
Current tax collections	528,427.65
Emergency borrowings	

TOTAL REVENUES \$741,454.18

CAPITAL OUTLAY (BY ORDINANCE) 1967

Beaches and boardwalks	
Buildings and equipment	
Parks and playgrounds	
Sanitary sewers	\$5,896.01
Streets and roads	
Water supply	
Other purposes	
	\$5,896.01

TAXES

Local school taxes	\$400,856.93
County taxes	95,555.74
Special district taxes	
	\$496,412.67
Local purpose taxes	83,166.00
Veteran and senior citizen tax ...	19,210.00
Total tax levy (for rate purposes)	\$598,788.67
Per Capita Total Tax Levy ...	
	\$160.96
General tax rate	3.23
Adjusted business personality tax rate	
Adjusted general tax rate	
Current Taxes	
1967 taxes levied (total)	\$585,337.94
Collected in 1967	528,427.65
Per cent of levy collected	90.27
Transferred to liens	
Adjustments	
Balance December 31, 1967	\$56,910.29
All Prior Years Taxes Outstanding	
Balance January 1, 1967	\$70,227.52
Collected in 1967	58,748.85
Adjustments	
Balance December 31, 1967	\$11,478.67
Tax Title Liens Outstanding	
Balance January 1, 1967	\$4,833.60
Redeemed by cash	1,384.03
Adjustments	
Balance December 31, 1967	\$3,449.57
Property Acquired by Deed or Foreclosure	
Balance January 1, 1967	
Sale for cash	
Adjustments	
Balance December 31, 1967	

CAPITAL DEBT, DECEMBER 31, 1967

Authorized—Issued and Unissued

	Gross Debt	Net Debt
School debt	\$828,810.00	
Self-liquidating debt ..		
Other capital debt	131,575.00	\$131,575.00
	\$960,385.00	\$131,575.00
Per Cent	5.35	0.73
Per Capita	\$258.17	\$35.37

Issued and Outstanding

School debt	\$828,810.00
Self-liquidating debt	
Other capital debt	58,746.00
	\$887,556.00

Equalized Valuation Basis \$17,930,010.00

CURRENT FINANCES DECEMBER 31, 1967

Cash	\$227,721.09
Taxes receivable	68,388.96
Tax title liens	3,449.57
Foreclosed property	
Other receivables	1,418.97
Emergencies and deferred charges ..	1,684.05
State road aid receivable	8,091.00
	\$310,753.64
Cash liabilities	\$54,164.59
Reserves for receivables	73,257.50
Surplus revenue	183,331.55
	\$310,753.64

LYNDHURST TOWNSHIP—BERGEN COUNTY

Population U. S. Census, 1960—21,867
Estimated Population, 1967—24,000

Land Area 4.70 sq. mi.

Net Valuation Taxable \$120,913,257
Equalized Valuation \$162,789,330

EXPENDITURES FOR 1967

General Government	
Administrative and executive	\$114,000.00
Assessment and collection of taxes	54,200.00
Financial administration	5,500.00
Public Safety	
Fire protection	43,750.00
Police protection	356,050.00
Other protection	22,400.00
Civil defense and disaster control	3,400.00
Streets and Roads	
Repairs and maintenance	205,600.00
Street lighting	47,000.00
Sanitation	
Street cleaning
Garbage and trash removal	73,500.00
Sanitary sewers	62,350.00
Health and Welfare	
Health services	30,800.00
Welfare—public assistance	18,500.00
Hospitals
Recreation	
Beaches and boardwalks
Parks and playgrounds	66,200.00
Other recreational services
Education (excl. school districts)	
Libraries	37,300.00
Other educational services
Statutory Expenditures	
.....	104,100.00
Unclassified Purposes	
.....	10,000.00
Total Municipal Functions	\$1,254,650.00

Per Capita—Municipal Functions	\$52.28
Capital Improvements	9,000.00
Debt Service	76,000.00
Principal payments ..	\$75,000.00
Interest payments ..	1,000.00
Per Capita—Debt Service	\$3.17
Deferred Charges	4,150.00
Total Municipal Expenditures	\$1,343,800.00
Required Payments for Local School, County, and Special District Taxes	2,237,635.37
TOTAL EXPENDITURES	\$3,581,435.37
Reserve for Uncollected Taxes...	\$160,870.93
GRAND TOTAL	\$3,742,306.30

REVENUES REALIZED IN 1967

Surplus revenue appropriated ..	\$178,000.00
Miscellaneous revenues realized ..	324,428.29
State aid revenues realized	13,793.67
Delinquent tax and lien collections ..	77,267.14
Current tax collections	3,163,445.38
Emergency borrowings
TOTAL REVENUES	\$3,756,934.48

CAPITAL OUTLAY (BY ORDINANCE) 1967

Beaches and boardwalks
Buildings and equipment	\$20,988.46
Parks and playgrounds
Sanitary sewers	62,795.98
Streets and roads	7,748.26
Water supply
Other purposes
	\$91,532.70

TAXES

Local school taxes	\$1,690,491.00
County taxes	547,144.37
Special district taxes
	\$2,237,635.37
Local purpose taxes	971,677.60
Veteran and senior citizen tax ..	134,720.00
Total tax levy (for rate purposes)	\$3,344,032.97

Per Capita Total Tax Levy	\$139.33
General tax rate
Adjusted business personalty tax rate	3.81
Adjusted general tax rate	2.71

Current Taxes	
1967 taxes levied (total)	\$3,234,087.16
Collected in 1967	3,163,445.38
Per cent of levy collected	97.81
Transferred to liens	75.88
Adjustments	7,274.41
Balance December 31, 1967	\$63,291.49

All Prior Years Taxes Outstanding	
Balance January 1, 1967	\$78,898.00
Collected in 1967	73,809.97
Adjustments	—23.22
Balance December 31, 1967	\$5,064.81

Tax Title Liens Outstanding	
Balance January 1, 1967	\$3,847.04
Redeemed by cash	3,457.17
Adjustments	—111.31
Balance December 31, 1967	\$501.18

Property Acquired by Deed or Foreclosure	
Balance January 1, 1967	\$1,509,000.00
Sale for cash	5,700.00
Adjustments
Balance December 31, 1967	\$1,503,300.00

CAPITAL DEBT, DECEMBER 31, 1967

Authorized—Issued and Unissued

	Gross Debt	Net Debt
School debt	\$170,000.00
Self-liquidating debt ..	71,250.00
Other capital debt	398,977.00	\$353,312.00
	\$640,227.00	\$353,312.00
Per Cent	0.43	0.23
Per Capita	\$26.68	\$14.72

Issued and Outstanding

School debt	\$170,000.00
Self-liquidating debt	71,250.00
Other capital debt	162,750.00
	\$404,000.00

Equalized Valuation Basis \$148,653,077.00

CURRENT FINANCES DECEMBER 31, 1967

Cash	\$971,771.81
Taxes receivable	68,356.30
Tax title liens	501.18
Foreclosed property	1,503,300.00
Other receivables
Emergencies and deferred charges ..	6,700.00
State road aid receivable	10,073.00
	\$2,560,702.29
Cash liabilities	\$414,551.01
Reserves for receivables	1,572,157.48
Surplus revenue	573,993.80
	\$2,560,702.29

MADISON BOROUGH—MORRIS COUNTY

Population U. S. Census, 1960—15,122
Estimated Population, 1967—17,190

Land Area 4.00 sq. mi.

Net Valuation Taxable \$52,378,385
Equalized Valuation \$127,296,159

EXPENDITURES FOR 1967

General Government

Administrative and executive	\$207,975.34
Assessment and collection of taxes	70,089.08
Financial administration	1,800.00

Public Safety

Fire protection	117,468.17
Police protection	342,279.69
Other protection	5,845.90
Civil defense and disaster control	4,598.37

Streets and Roads

Repairs and maintenance	215,964.07
Street lighting	46,675.00

Sanitation

Street cleaning	144,706.34
Garbage and trash removal	121,772.53
Sanitary sewers	

Health and Welfare

Health services	67,282.14
Welfare—public assistance	10,800.00
Hospitals	

Recreation

Beaches and boardwalks	
Parks and playgrounds	102,945.91
Other recreational services	

Education (excl. school districts)

Libraries	108,000.00
Other educational services	1,984.19

Statutory Expenditures

.....	97,999.53
-------	-----------

Unclassified Purposes

.....	4,541.58
-------	----------

Total Municipal Functions \$1,672,727.84

Per Capita—Municipal Functions

.....	\$97.31
-------	---------

Capital Improvements

.....	145,274.00
-------	------------

Debt Service

Principal payments ..	\$95,000.00
Interest payments ..	49,971.41

Per Capita—Debt Service

.....	\$8.43
-------	--------

Deferred Charges

.....	
-------	--

Total Municipal Expenditures \$1,962,973.25

Required Payments for Local

School, County, and Special	
District Taxes	2,859,840.58

TOTAL EXPENDITURES \$4,822,813.83

Reserve for Uncollected Taxes..

.....	\$322,851.81
-------	--------------

GRAND TOTAL \$5,145,665.64

REVENUES REALIZED IN 1967

Surplus revenue appropriated	\$325,000.00
Miscellaneous revenues realized ..	742,166.39
State aid revenues realized	51,814.20
Delinquent tax and lien collections ..	74,042.27
Current tax collections	3,979,738.13
Emergency borrowings	

TOTAL REVENUES \$5,172,760.99

CAPITAL OUTLAY (BY ORDINANCE) 1967

Beaches and boardwalks	
Buildings and equipment	\$411,072.17
Parks and playgrounds	7,876.22
Sanitary sewers	26,099.56
Streets and roads	97,985.32
Water supply	
Other purposes	167,137.91
	<u>\$710,171.18</u>

TAXES

Local school taxes	\$2,397,475.78
County taxes	462,364.80
Special district taxes	

.....	\$2,859,840.58
Local purpose taxes	1,168,171.95
Veteran and senior citizen tax ..	79,180.00

Total tax levy (for rate purposes) \$4,107,192.53

Per Capita Total Tax Levy ...

.....	\$238.93
General tax rate	
Adjusted business personality tax	
rate	13.84
Adjusted general tax rate	7.70

Current Taxes

1967 taxes levied (total)	\$4,078,100.72
Collected in 1967	3,979,738.13
Per cent of levy col-	
lected	97.58
Transferred to liens	3,938.55
Adjustments	7,877.21
Balance December 31, 1967	\$86,546.83

All Prior Years Taxes Outstanding

Balance January 1, 1967	\$89,208.25
Collected in 1967	74,042.27
Adjustments	—1,329.25
Balance December 31, 1967	\$13,836.73

Tax Title Liens Outstanding

Balance January 1, 1967	\$10,665.01
Redeemed by cash	
Adjustments	+4,618.59
Balance December 31, 1967	\$15,283.60

Property Acquired by Deed or

Foreclosure	
Balance January 1, 1967	\$39,350.00
Sale for cash	
Adjustments	—8,000.00
Balance December 31, 1967	\$31,350.00

CAPITAL DEBT, DECEMBER 31, 1967

Authorized—Issued and Unissued

	Gross Debt	Net Debt
School debt	\$2,737,000.00
Self-liquidating debt ..	1,397,000.00
Other capital debt	2,309,175.00	\$2,309,175.00
	<u>\$6,443,175.00</u>	<u>\$2,309,175.00</u>
Per Cent	5.43	1.94
Per Capita	\$374.82	\$134.33

Issued and Outstanding

School debt	\$2,737,000.00
Self-liquidating debt	1,120,000.00
Other capital debt	2,037,000.00
	<u>\$5,894,000.00</u>

Equalized Valuation Basis \$118,646,678.00

CURRENT FINANCES DECEMBER 31, 1967

Cash	\$718,519.28
Taxes receivable	100,383.56
Tax title liens	15,283.60
Foreclosed property	31,350.00
Other receivables	5,494.72
Emergencies and deferred charges ..	31,200.00
State road aid receivable	54,271.00
	<u>\$956,502.16</u>
Cash liabilities	\$228,590.72
Reserves for receivables	152,511.88
Surplus revenue	575,399.56
	<u>\$956,502.16</u>

MADISON TOWNSHIP—MIDDLESEX COUNTY

Population U. S. Census, 1960—22,772
Estimated Population, 1967—37,780

Land Area 37.69 sq. mi.

Net Valuation Taxable \$97,062,920
Equalized Valuation \$202,290,692

EXPENDITURES FOR 1967

General Government		
Administrative and executive	\$242,189.35	
Assessment and collection of taxes	89,065.19	
Financial administration	34,002.39	
Public Safety		
Fire protection	3,700.00	
Police protection	584,224.58	
Other protection	32,213.74	
Civil defense and disaster control	2,500.00	
Streets and Roads		
Repairs and maintenance	372,229.30	
Street lighting	97,342.83	
Sanitation		
Street cleaning	
Garbage and trash removal	
Sanitary sewers	
Health and Welfare		
Health services	47,523.20	
Welfare—public assistance	28,055.93	
Hospitals	
Recreation		
Beaches and boardwalks	
Parks and playgrounds	65,000.00	
Other recreational services	
Education (excl. school districts)		
Libraries	8,000.00	
Other educational services	1,132.49	
Statutory Expenditures		
.....	63,459.40	
Unclassified Purposes		
.....	3,000.00	
Total Municipal Functions	\$1,673,638.40	
Per Capita—Municipal Functions		
.....	\$44.30	
Capital Improvements		
.....	88,820.00	
Debt Service		
.....	45,495.40	
Principal payments	\$35,000.00	
Interest payments	10,495.40	
Per Capita—Debt Service		
.....	\$1.20	
Deferred Charges		
.....	33,836.20	
Total Municipal Expenditures	\$1,841,790.00	
Required Payments for Local School, County, and Special District Taxes		
.....	5,361,935.62	
TOTAL EXPENDITURES		
.....	\$7,203,725.62	
Reserve for Uncollected Taxes..		
.....	\$432,765.06	
GRAND TOTAL	\$7,636,490.68	

REVENUES REALIZED IN 1967

Surplus revenue appropriated	\$240,000.00
Miscellaneous revenues realized ..	602,033.98
State aid revenues realized	79,690.15
Delinquent tax and lien collections ..	341,972.29
Current tax collections	6,348,950.05
Emergency borrowings

TOTAL REVENUES \$7,612,646.47

CAPITAL OUTLAY (BY ORDINANCE) 1967

Beaches and boardwalks	\$9,212.00
Buildings and equipment
Parks and playgrounds
Sanitary sewers
Streets and roads
Water supply
Other purposes
	\$9,212.00

TAXES

Local school taxes	\$3,998,387.09
County taxes	1,016,430.60
Special district taxes	347,117.93
	\$5,361,935.62
Local purpose taxes	1,068,664.91
Veteran and senior citizen tax ...	229,460.00
Total tax levy (for rate purposes)	\$6,660,060.53
Per Capita Total Tax Levy ...	
.....	\$176.29
General tax rate
Adjusted business personalty tax rate	14.30
Adjusted general tax rate	6.38
Current Taxes	
1967 taxes levied (total)	\$6,694,430.90
Collected in 1967	6,348,950.05
Per cent of levy collected	94.83
Transferred to liens
Adjustments
Balance December 31, 1967	\$345,480.85
All Prior Years Taxes Outstanding	
Balance January 1, 1967	\$557,210.81
Collected in 1967	326,737.56
Adjustments
Balance December 31, 1967	\$230,473.25
Tax Title Liens Outstanding	
Balance January 1, 1967	\$191,835.56
Redeemed by cash	15,234.73
Adjustments
Balance December 31, 1967	\$176,600.83
Property Acquired by Deed or Foreclosure	
Balance January 1, 1967	\$23,965.00
Sale for cash	717.00
Adjustments
Balance December 31, 1967	\$23,248.00

CAPITAL DEBT, DECEMBER 31, 1967

Authorized—Issued and Unissued	
Gross Debt	Net Debt
School debt	\$16,906,000.00
Self-liquidating debt
Other capital debt	244,750.00
	\$17,150,750.00
	\$9,874,155.00
Per Cent	9.42
Per Capita	\$453.96
	\$261.36

Issued and Outstanding

School debt	\$5,666,000.00
Self-liquidating debt
Other capital debt	118,000.00
	\$5,784,000.00

Equalized Valuation Basis \$181,914,871.00

CURRENT FINANCES DECEMBER 31, 1967

Cash	\$983,143.18
Taxes receivable	575,954.10
Tax title liens	176,600.83
Foreclosed property	23,248.00
Other receivables	156,827.46
Emergencies and deferred charges ..	105,653.17
State road aid receivable	72,623.25
	\$2,094,049.99
Cash liabilities	\$311,677.28
Reserves for receivables	932,630.39
Surplus revenue	849,742.32
	\$2,094,049.99

MAGNOLIA BOROUGH—CAMDEN COUNTY

Population U. S. Census, 1960—4,199
Estimated Population, 1967—5,790

Land Area 0.99 sq. mi.

Net Valuation Taxable \$8,463,100
Equalized Valuation \$18,501,985

EXPENDITURES FOR 1967

General Government	
Administrative and executive	\$27,359.41
Assessment and collection of taxes ..	8,300.00
Financial administration	3,350.00
Public Safety	
Fire protection	13,579.20
Police protection	52,200.00
Other protection	1,175.00
Civil defense and disaster control ..	500.00
Streets and Roads	
Repairs and maintenance	27,650.00
Street lighting	12,000.00
Sanitation	
Street cleaning
Garbage and trash removal	15,000.00
Sanitary sewers
Health and Welfare	
Health services	600.00
Welfare—public assistance	600.00
Hospitals
Recreation	
Beaches and boardwalks
Parks and playgrounds	3,300.00
Other recreational services
Education (excl. school districts)	
Libraries	850.00
Other educational services
Statutory Expenditures	
4,510.23	
Unclassified Purposes	
.....	
Total Municipal Functions	\$170,973.84
Per Capita—Municipal Functions	\$29.53
Capital Improvements	13,350.00
Debt Service	14,415.00
Principal payments ..	\$12,000.00
Interest payments ..	2,415.00
Per Capita—Debt Service	\$2.49
Deferred Charges	2,446.27
Total Municipal Expenditures	\$201,185.11
Required Payments for Local School, County, and Special District Taxes	546,097.01
TOTAL EXPENDITURES	\$747,282.12
Reserve for Uncollected Taxes...	\$45,213.73
GRAND TOTAL	\$792,495.85

REVENUES REALIZED IN 1967

Surplus revenue appropriated	\$55,000.00
Miscellaneous revenues realized ..	95,808.03
State aid revenues realized	14,093.87
Delinquent tax and lien collections ..	34,659.27
Current tax collections	608,294.35
Emergency borrowings
TOTAL REVENUES	\$807,855.52
CAPITAL OUTLAY (BY ORDINANCE) 1967	
Beaches and boardwalks
Buildings and equipment	\$10,466.62
Parks and playgrounds
Sanitary sewers
Streets and roads
Water supply
Other purposes
	\$10,466.62

TAXES

Local school taxes	\$399,557.97
County taxes	146,539.04
Special district taxes
	\$546,097.01
Local purpose taxes	81,600.00
Veteran and senior citizen tax ..	28,490.00
Total tax levy (for rate purposes)	\$656,187.01
Per Capita Total Tax Levy ...	\$113.33
General tax rate
Adjusted business personalty tax rate	8.86
Adjusted general tax rate	7.72
Current Taxes	
1967 taxes levied (total)	\$631,006.96
Collected in 1967	608,294.35
Per cent of levy collected	96.40
Transferred to liens
Adjustments
Balance December 31, 1967	\$22,712.61
All Prior Years Taxes Outstanding	
Balance January 1, 1967	\$23,317.95
Collected in 1967	17,603.88
Adjustments
Balance December 31, 1967	5,714.07
Tax Title Liens Outstanding	
Balance January 1, 1967	\$24,058.51
Redeemed by cash	17,055.39
Adjustments
Balance December 31, 1967	\$7,003.12
Property Acquired by Deed or Foreclosure	
Balance January 1, 1967	\$13,050.00
Sale for cash
Adjustments
Balance December 31, 1967	\$13,050.00

CAPITAL DEBT, DECEMBER 31, 1967

Authorized—Issued and Unissued

	Gross Debt	Net Debt
School debt	\$813,447.00
Self-liquidating debt
Other capital debt	247,475.00	\$247,475.00
	\$1,060,922.00	\$247,475.00
Per Cent	5.93	1.38
Per Capita	\$183.23	\$42.74

Issued and Outstanding

School debt	\$518,447.00
Self-liquidating debt
Other capital debt	180,000.00
	\$698,447.00

Equalized Valuation Basis \$17,874,836.00

CURRENT FINANCES DECEMBER 31, 1967

Cash	\$215,650.06
Taxes receivable	28,426.68
Tax title liens	7,003.12
Foreclosed property	13,050.00
Other receivables	4,872.64
Emergencies and deferred charges ..	398.84
State road aid receivable	12,719.00
	\$282,120.34
Cash liabilities	\$133,461.29
Reserves for receivables	53,352.44
Surplus revenue	95,306.61
	\$282,120.34

MAHWAH TOWNSHIP—BERGEN COUNTY

Population U. S. Census, 1960—7,376
Estimated Population, 1967—10,180

Land Area 25.70 sq. mi.

Net Valuation Taxable \$100,194,876
Equalized Valuation \$128,884,767

EXPENDITURES FOR 1967

General Government		
Administrative and executive	\$112,716.44	
Assessment and collection of taxes	72,652.91	
Financial administration	12,800.00	
Public Safety		
Fire protection	35,900.00	
Police protection	232,800.00	
Other protection	4,800.00	
Civil defense and disaster control	1,500.00	
Streets and Roads		
Repairs and maintenance	169,807.00	
Street lighting	26,500.00	
Sanitation		
Street cleaning		
Garbage and trash removal		
Sanitary sewers		
Health and Welfare		
Health services	26,150.00	
Welfare—public assistance	7,000.00	
Hospitals		
Recreation		
Beaches and boardwalks		
Parks and playgrounds	14,500.00	
Other recreational services		
Education (excl. school districts)		
Libraries	32,100.00	
Other educational services	1,000.00	
Statutory Expenditures	34,030.65	
Unclassified Purposes	1,000.00	
Total Municipal Functions	\$785,257.09	
Per Capita—Municipal Functions		
	\$77.14	
Capital Improvements		
	149,500.00	
Debt Service		
	23,500.00	
Principal payments	\$22,500.00	
Interest payments	1,000.00	
Per Capita—Debt Service		
	\$2.31	
Deferred Charges		
	2,611.08	
Total Municipal Expenditures	\$960,868.08	
Required Payments for Local School, County, and Special District Taxes		
	2,360,125.56	
TOTAL EXPENDITURES	\$3,320,993.64	
Reserve for Uncollected Taxes		
	\$169,264.00	
GRAND TOTAL	\$3,490,257.64	

REVENUES REALIZED IN 1967

Surplus revenue appropriated	\$190,000.00
Miscellaneous revenues realized ..	256,502.74
State aid revenues realized	12,645.10
Delinquent tax and lien collections ..	81,686.55
Current tax collections	2,972,980.10
Emergency borrowings	
TOTAL REVENUES	\$3,513,814.49

CAPITAL OUTLAY (BY ORDINANCE) 1967

Beaches and boardwalks	
Buildings and equipment	\$105.14
Parks and playgrounds	
Sanitary sewers	
Streets and roads	156,337.75
Water supply	7,978.06
Other purposes	119.58
	\$164,540.53

TAXES

Local school taxes	\$1,927,684.43
County taxes	432,441.13
Special district taxes	
	\$2,360,125.56
Local purpose taxes	603,086.98
Veteran and senior citizen tax ...	49,270.00
Total tax levy (for rate purposes) ..	\$3,012,482.54
Per Capita Total Tax Levy ...	
	\$295.92
General tax rate	
Adjusted business personalty tax rate	4.97
Adjusted general tax rate	2.90
Current Taxes	
1967 taxes levied (total)	\$3,059,257.64
Collected in 1967	2,972,980.10
Per cent of levy collected	97.17
Transferred to liens	15.37
Adjustments	14,933.47
Balance December 31, 1967	\$71,329.04
All Prior Years Taxes Outstanding	
Balance January 1, 1967	\$87,505.21
Collected in 1967	81,686.55
Adjustments	1,796.83
Balance December 31, 1967	\$4,021.78
Tax Title Liens Outstanding	
Balance January 1, 1967	\$95.80
Redeemed by cash	
Adjustments	+15.97
Balance December 31, 1967	\$111.77
Property Acquired by Deed or Foreclosure	
Balance January 1, 1967	
Sale for cash	
Adjustments	
Balance December 31, 1967	

CAPITAL DEBT, DECEMBER 31, 1967 Authorized—Issued and Unissued

	Gross Debt	Net Debt
School debt	\$4,226,000.00	
Self-liquidating debt ..	431,000.00	
Other capital debt	55,000.00	\$55,000.00
	\$4,712,000.00	\$55,000.00
Per Cent	3.82	0.4
Per Capita	\$462.87	\$5.40

Issued and Outstanding

School debt	\$4,226,000.00
Self-liquidating debt	431,000.00
Other capital debt	30,000.00
	\$4,687,000.00

Equalized Valuation Basis \$123,180,664.00

CURRENT FINANCES DECEMBER 31, 1967

Cash	\$369,310.73
Taxes receivable	75,350.83
Tax title liens	111.7
Foreclosed property	
Other receivables	10,000.0
Emergencies and deferred charges ..	36,460.4
State road aid receivable	
	\$491,233.7
Cash liabilities	\$141,057.2
Reserves for receivables	85,462.5
Surplus revenue	264,713.9
	\$491,233.7

MANALAPAN TOWNSHIP—MONMOUTH COUNTY

Population U. S. Census, 1960—3,990
Estimated Population, 1967—10,040

Land Area 32.10 sq. ml.

Net Valuation Taxable \$41,642,050
Equalized Valuation \$52,452,258

EXPENDITURES FOR 1967

General Government	
Administrative and executive	\$76,600.00
Assessment and collection of taxes ..	19,340.00
Financial administration	4,450.00
Public Safety	
Fire protection	34,300.00
Police protection	29,465.00
Other protection	8,900.00
Civil defense and disaster control ..	1,350.00
Streets and Roads	
Repairs and maintenance	65,100.00
Street lighting	11,700.00
Sanitation	
Street cleaning
Garbage and trash removal	2,000.00
Sanitary sewers
Health and Welfare	
Health services	12,200.00
Welfare—public assistance	8,750.00
Hospitals
Recreation	
Beaches and boardwalks
Parks and playgrounds
Other recreational services	5,000.00
Education (excl. school districts)	
Libraries
Other educational services	100.00
Statutory Expenditures	37,100.00
Unclassified Purposes	100.00
Total Municipal Functions	\$316,455.00
Per Capita—Municipal Functions	\$31.52
Capital Improvements	55,861.52
Debt Service	
Principal payments ..	\$8,000.00
Interest payments
Per Capita—Debt Service	\$0.80
Deferred Charges	67.68
Total Municipal Expenditures	\$380,384.20
Required Payments for Local School, County, and Special District Taxes	
	1,492,511.87
TOTAL EXPENDITURES	\$1,872,896.07
Reserve for Uncollected Taxes ..	\$189,373.94
GRAND TOTAL	\$2,062,270.01

REVENUES REALIZED IN 1967

Surplus revenue appropriated	\$220,000.00
Miscellaneous revenues realized ..	323,652.51
State aid revenues realized	3,599.00
Delinquent tax and lien collections ..	151,491.83
Current tax collections	1,465,134.93
Emergency borrowings
TOTAL REVENUES	\$2,163,878.32

CAPITAL OUTLAY (BY ORDINANCE) 1967

Beaches and boardwalks
Buildings and equipment	\$12,630.70
Parks and playgrounds
Sanitary sewers
Streets and roads
Water supply
Other purposes
	\$12,630.70

TAXES

Local school taxes	\$1,191,753.03
County taxes	300,758.84
Special district taxes
	\$1,492,511.87
Local purpose taxes	1,722.62
Veteran and senior citizen tax ...	37,330.00
Total tax levy (for rate purposes)	\$1,531,564.49
Per Capita Total Tax Levy ...	\$152.55
General tax rate
Adjusted business personalty tax rate	5.169
Adjusted general tax rate	3.653
Current Taxes	
1967 taxes levied (total)	\$1,626,630.59
Collected in 1967	1,465,134.93
Per cent of levy collected	90.07
Transferred to liens	10,331.71
Adjustments	10,056.86
Balance December 31, 1967	\$141,107.04
All Prior Years Taxes Outstanding	
Balance January 1, 1967	\$197,779.04
Collected in 1967	142,348.56
Adjustments	—11,383.15
Balance December 31, 1967	\$44,047.33
Tax Title Liens Outstanding	
Balance January 1, 1967	\$28,702.23
Redeemed by cash	9,143.27
Adjustments	+18,502.34
Balance December 31, 1967	\$38,061.30
Property Acquired by Deed or Foreclosure	
Balance January 1, 1967	\$1,000.00
Sale for cash
Adjustments
Balance December 31, 1967	\$1,000.00

CAPITAL DEBT, DECEMBER 31, 1967

Authorized—Issued and Unissued

	Gross Debt	Net Debt
School debt	\$3,658,540.00
Self-liquidating debt
Other capital debt	32,000.00	\$32,000.00
	\$3,690,540.00	\$32,000.00
Per Cent	8.69	0.07
Per Capita	\$367.58	\$3.19

Issued and Outstanding

School debt	\$2,194,945.00
Self-liquidating debt
Other capital debt	32,000.00
	\$2,226,945.00

Equalized Valuation Basis \$42,447,450.00

CURRENT FINANCES DECEMBER 31, 1967

Cash	\$491,604.10
Taxes receivable	185,154.37
Tax title liens	38,061.30
Foreclosed property	1,000.00
Other receivables	3,936.83
Emergencies and deferred charges ..	3,540.98
State road aid receivable	3,599.00
	\$726,896.58
Cash liabilities	\$90,694.37
Reserves for receivables	228,152.50
Surplus revenue	408,049.71
	\$726,896.58

MANASQUAN BOROUGH—MONMOUTH COUNTY

Population U. S. Census, 1960—4,022
Estimated Population, 1967—4,410

Land Area 1.70 sq. mi.

Net Valuation Taxable \$39,151,400
Equalized Valuation \$45,824,728

EXPENDITURES FOR 1967

General Government	
Administrative and executive	\$60,391.07
Assessment and collection of taxes ..	17,412.80
Financial administration	4,986.00
Public Safety	
Fire protection	15,000.00
Police protection	126,882.88
Other protection	2,488.80
Civil defense and disaster control ..	500.00
Streets and Roads	
Repairs and maintenance	70,650.00
Street lighting	19,858.05
Sanitation	
Street cleaning
Garbage and trash removal	54,913.16
Sanitary sewers
Health and Welfare	
Health services	2,950.00
Welfare—public assistance	1,250.00
Hospitals
Recreation	
Benches and boardwalks	205,295.60
Parks and playgrounds	2,000.00
Other recreational services
Education (excl. school districts)	
Libraries	13,000.00
Other educational services	1,250.00
Statutory Expenditures	
.....	20,597.50
Unclassified Purposes	
.....	4,127.61
Total Municipal Functions	\$623,553.47

Per Capita—Municipal Functions	\$141.40
Capital Improvements	40,000.25
Debt Service	5,472.50
Principal payments ..	\$5,000.00
Interest payments ..	472.50
Per Capita—Debt Service	\$1.24
Deferred Charges	11,112.30
Total Municipal Expenditures	\$680,138.52
Required Payments for Local School, County, and Special District Taxes	
.....	784,391.81
TOTAL EXPENDITURES	\$1,464,530.33
Reserve for Uncollected Taxes...	\$32,570.40
GRAND TOTAL	\$1,497,100.73

REVENUES REALIZED IN 1967

Surplus revenue appropriated	\$60,000.00
Miscellaneous revenues realized ..	313,836.30
State aid revenues realized	20,416.48
Delinquent tax and lien collections ..	17,555.46
Current tax collections	1,099,849.04
Emergency borrowings
TOTAL REVENUES	\$1,511,657.28

CAPITAL OUTLAY (BY ORDINANCE) 1967

Beaches and boardwalks
Buildings and equipment	\$13,895.00
Parks and playgrounds
Sanitary sewers
Streets and roads
Water supply	275.00
Other purposes
	\$14,170.00

TAXES

Local school taxes	\$522,016.00
County taxes	262,375.81
Special district taxes
	\$784,391.81
Local purpose taxes	331,227.63
Veteran and senior citizen tax ...	38,450.00
Total tax levy (for rate purposes)	\$1,154,069.43

Per Capita Total Tax Levy	\$261.69
General tax rate	2.938
Adjusted business personalty tax rate
Adjusted general tax rate

Current Taxes

1967 taxes levied (total)	\$1,122,782.40
Collected in 1967	1,099,849.04
Per cent of levy collected	97.95
Transferred to liens
Adjustments	510.15
Balance December 31, 1967	\$22,423.21

All Prior Years Taxes Outstanding

Balance January 1, 1967	\$17,555.46
Collected in 1967	17,555.46
Adjustments
Balance December 31, 1967

Tax Title Liens Outstanding

Balance January 1, 1967
Redeemed by cash
Adjustments
Balance December 31, 1967

Property Acquired by Deed or Foreclosure

Balance January 1, 1967	\$51,740.00
Sale for cash
Adjustments
Balance December 31, 1967	\$51,740.00

CAPITAL DEBT, DECEMBER 31, 1967

Authorized—Issued and Unissued

	Gross Debt	Net Debt
School debt	\$699,000.00
Self-liquidating debt ..	76,000.00
Other capital debt ...	30,221.00	\$30,221.00
	\$805,221.00	\$30,221.00
Per Cent	1.80	0.06
Per Capita	\$182.59	\$6.83

Issued and Outstanding

School debt	\$699,000.00
Self-liquidating debt	76,000.00
Other capital debt	10,000.00
	\$785,000.00

Equalized Valuation Basis \$44,545,199.00

CURRENT FINANCES DECEMBER 31, 1967

Cash	\$287,638.78
Taxes receivable	22,423.21
Tax title liens
Foreclosed property	51,740.00
Other receivables	12,533.63
Emergencies and deferred charges
State road aid receivable	266.41
	\$374,602.03
Cash liabilities	\$170,755.38
Reserves for receivables	86,696.84
Surplus revenue	117,149.81
	\$374,602.03

MANCHESTER TOWNSHIP—OCEAN COUNTY

Population U. S. Census, 1960—3,779
Estimated Population, 1967—7,130

Land Area 82.30 sq. mi.

Net Valuation Taxable \$17,557,290
Equalized Valuation \$19,101,670

EXPENDITURES FOR 1967

General Government	
Administrative and executive	\$55,042.07
Assessment and collection of taxes	26,375.12
Financial administration	9,000.00
Public Safety	
Fire protection	12,000.00
Police protection	73,792.82
Other protection	4,870.60
Civil defense and disaster control	300.00
Streets and Roads	
Repairs and maintenance	40,428.84
Street lighting	6,000.00
Sanitation	
Street cleaning
Garbage and trash removal	5,322.20
Sanitary sewers
Health and Welfare	
Health services	5,757.75
Welfare—public assistance	4,818.98
Hospitals
Recreation	
Benches and boardwalks	1,031.35
Parks and playgrounds
Other recreational services
Education (excl. school districts)	
Libraries
Other educational services
Statutory Expenditures	7,132.00
Unclassified Purposes	200.00
Total Municipal Functions	\$252,091.73

Per Capita—Municipal Functions	\$35.36
Capital Improvements	38,630.00
Debt Service	5,543.95
Principal payments	\$4,465.00
Interest payments	1,078.95
Per Capita—Debt Service	\$0.78
Deferred Charges	18,756.73
Total Municipal Expenditures	\$315,022.41
Required Payments for Local School, County, and Special District Taxes	
.....	415,122.24
TOTAL EXPENDITURES	\$730,144.65
Reserve for Uncollected Taxes	\$51,402.05
GRAND TOTAL	\$781,546.70

REVENUES REALIZED IN 1967

Surplus revenue appropriated	\$69,756.73
Miscellaneous revenues realized	168,942.08
State aid revenues realized	40,950.00
Delinquent tax and lien collections	36,442.80
Current tax collections	480,953.55
Emergency borrowings
TOTAL REVENUES	\$795,045.16

CAPITAL OUTLAY (BY ORDINANCE) 1967

Beaches and boardwalks
Buildings and equipment	\$103,014.22
Parks and playgrounds
Sanitary sewers
Streets and roads
Water supply
Other purposes
.....	\$103,014.22

TAXES

Local school taxes	\$314,098.00
County taxes	101,024.24
Special district taxes
Local purpose taxes	\$415,122.24
Veteran and senior citizen tax	86,500.00
.....	17,230.00
Total tax levy (for rate purposes)	\$518,852.24

Per Capita Total Tax Levy	\$72.77
General tax rate	2.96
Adjusted business personalty tax rate
Adjusted general tax rate

Current Taxes	
1967 taxes levied (total)	\$529,953.97
Collected in 1967	480,953.55
Per cent of levy collected	90.75
Transferred to liens
Adjustments
Balance December 31, 1967	\$49,000.42

All Prior Years Taxes Outstanding	
Balance January 1, 1967	\$61,662.43
Collected in 1967	25,077.27
Adjustments	70.74
Balance December 31, 1967	\$36,655.90

Tax Title Liens Outstanding	
Balance January 1, 1967	\$97,466.15
Redeemed by cash	11,365.53
Adjustments
Balance December 31, 1967	\$86,100.62

Property Acquired by Deed or Foreclosure	
Balance January 1, 1967	\$63,330.00
Sale for cash	31,355.00
Adjustments	+20,680.00
Balance December 31, 1967	\$52,665.00

CAPITAL DEBT, DECEMBER 31, 1967

Authorized—Issued and Unissued

	Gross Debt	Net Debt
School debt	\$411,980.00
Self-liquidating debt
Other capital debt	361,000.00	\$361,000.00
.....	\$772,980.00	\$361,000.00
Per Cent	4.49	2.09
Per Capita	\$108.41	\$50.63

Issued and Outstanding

School debt	\$411,000.00
Self-liquidating debt
Other capital debt	361,000.00
.....	\$772,000.00

Equalized Valuation Basis \$17,192,154.00

CURRENT FINANCES DECEMBER 31, 1967	
Cash	\$81,009.27
Taxes receivable	85,656.22
Tax title liens	86,100.62
Foreclosed property	52,655.00
Other receivables	22,864.46
Emergencies and deferred charges	16,801.73
State road aid receivable	34,527.00
.....	\$379,614.30
Cash liabilities	\$51,946.17
Reserves for receivables	247,276.30
Surplus revenue	80,391.83
.....	\$379,614.30

MANNINGTON TOWNSHIP—SALEM COUNTY

Population U. S. Census, 1960—2,024
Estimated Population, 1967—2,260

Land Area 40.22 sq. mi.

Net Valuation Taxable \$3,880,031
Equalized Valuation \$15,206,140

EXPENDITURES FOR 1967

General Government

Administrative and executive	\$17,450.00
Assessment and collection of taxes	9,300.00
Financial administration	2,900.00

Public Safety

Fire protection	5,000.00
Police protection	4,550.00
Other protection	2,100.00
Civil defense and disaster control	1,500.00

Streets and Roads

Repairs and maintenance	41,300.00
Street lighting	4,500.00

Sanitation

Street cleaning
Garbage and trash removal	5,100.00
Sanitary sewers

Health and Welfare

Health services	2,100.00
Welfare—public assistance	3,350.00
Hospitals	1,000.00

Recreation

Beaches and boardwalks
Parks and playgrounds
Other recreational services

Education (excl. school districts)

Libraries
Other educational services

Statutory Expenditures

1,000.00

Unclassified Purposes

500.00

Total Municipal Functions \$101,650.00

Per Capita—Municipal Functions \$44.98

Capital Improvements 34,000.00

Debt Service

Principal payments
Interest payments

Per Capita—Debt Service

Deferred Charges

Total Municipal Expenditures \$135,650.00

Required Payments for Local

School, County, and Special
District Taxes	356,000.67

TOTAL EXPENDITURES \$491,650.67

Reserve for Uncollected Taxes.. \$31,300.00

GRAND TOTAL \$522,950.67

REVENUES REALIZED IN 1967

Surplus revenue appropriated	\$70,223.00
Miscellaneous revenues realized ..	53,299.56
State aid revenues realized	33,396.20
Delinquent tax and lien collections ..	11,117.95
Current tax collections	343,593.41
Emergency borrowings

TOTAL REVENUES \$511,630.12

CAPITAL OUTLAY (BY ORDINANCE) 1967

Beaches and boardwalks
Buildings and equipment
Parks and playgrounds
Sanitary sewers
Streets and roads
Water supply
Other purposes

TAXES

Local school taxes	\$254,304.00
County taxes	101,696.67
Special district taxes

Local purpose taxes	\$356,000.67
Veteran and senior citizen tax	8,000.00
.....	8,620.00

Total tax levy (for rate purposes) \$372,620.67

Per Capita Total Tax Levy ...

\$164.88

General tax rate
Adjusted business personalty tax rate	18.64
Adjusted general tax rate	8.63

Current Taxes

1967 taxes levied (total)	\$364,382.54
Collected in 1967	343,593.41
Per cent of levy collected	94.29
Transferred to liens	1,768.00
Adjustments	764.10
Balance December 31, 1967	\$18,257.03

All Prior Years Taxes Outstanding

Balance January 1, 1967	\$11,888.16
Collected in 1967	10,613.89
Adjustments	—665.00
Balance December 31, 1967	\$609.27

Tax Title Liens Outstanding

Balance January 1, 1967	\$10,219.76
Redeemed by cash	504.06
Adjustments	+1,768.00
Balance December 31, 1967	\$11,483.70

Property Acquired by Deed or Foreclosure

Balance January 1, 1967	\$550.00
Sale for cash
Adjustments
Balance December 31, 1967	\$550.00

CAPITAL DEBT, DECEMBER 31, 1967

Authorized—Issued and Unissued

	Gross Debt	Net Debt
School debt	\$111,000.00
Self-liquidating debt
Other capital debt
	\$111,000.00

Per Cent	0.89
Per Capita	\$49.12

Issued and Outstanding

School debt	\$111,000.00
Self-liquidating debt
Other capital debt
	\$111,000.00

Equalized Valuation Basis \$12,441,623.00

CURRENT FINANCES DECEMBER 31, 1967

Cash	\$188,755.32
Taxes receivable	18,866.30
Tax title liens	11,483.70
Foreclosed property	550.00
Other receivables
Emergencies and deferred charges
State road aid receivable	20,834.00
	\$240,489.32
Cash liabilities	\$31,216.81
Reserves for receivables	30,900.00
Surplus revenue	178,372.51
	\$240,489.32

MANSFIELD TOWNSHIP—BURLINGTON COUNTY

Population U. S. Census, 1960—2,084
Estimated Population, 1967—2,550

Land Area 22.71 sq. mi.

Net Valuation Taxable \$13,295,900
Equalized Valuation \$17,548,662

EXPENDITURES FOR 1967

General Government

Administrative and executive	\$21,820.00
Assessment and collection of taxes ..	12,400.00
Financial administration	2,000.00

Public Safety

Fire protection	2,400.00
Police protection	12,650.00
Other protection	900.00
Civil defense and disaster control ..	350.00

Streets and Roads

Repairs and maintenance	37,100.00
Street lighting	5,800.00

Sanitation

Street cleaning
Garbage and trash removal	13,000.00
Sanitary sewers

Health and Welfare

Health services	700.00
Welfare—public assistance	2,700.00
Hospitals

Recreation

Beaches and boardwalks
Parks and playgrounds
Other recreational services	1,200.00

Education (excl. school districts)

Libraries
Other educational services	200.00

Statutory Expenditures

.....	1,800.50
-------	----------

Unclassified Purposes

.....	300.00
-------	--------

Total Municipal Functions \$115,320.50

Per Capita—Municipal Functions \$45.22

Capital Improvements

.....	12,300.00
-------	-----------

Debt Service

Principal payments
Interest payments

Per Capita—Debt Service

.....	35,281.50
-------	-----------

Total Municipal Expenditures \$162,902.00

Required Payments for Local

School, County, and Special
District Taxes	351,770.11

TOTAL EXPENDITURES \$514,672.11

Reserve for Uncollected Taxes...

.....	\$37,000.00
-------	-------------

GRAND TOTAL \$551,672.11

REVENUES REALIZED IN 1967

Surplus revenue appropriated	\$75,332.00
Miscellaneous revenues realized ..	112,546.68
State aid revenues realized	13,856.00
Delinquent tax and lien collections ..	23,979.09
Current tax collections	331,732.52
Emergency borrowings

TOTAL REVENUES \$557,446.29

CAPITAL OUTLAY (BY ORDINANCE) 1967

Beaches and boardwalks
Buildings and equipment
Parks and playgrounds
Sanitary sewers
Streets and roads
Water supply
Other purposes

TAXES

Local school taxes	\$265,441.18
County taxes	85,128.93
Special district taxes	1,200.00

\$351,770.11

Local purpose taxes
Veteran and senior citizen tax ...	13,450.00

Total tax levy (for rate purposes) \$365,220.11

Per Capita Total Tax Levy ... \$143.22

General tax rate
Adjusted business personalty tax rate	2.77
Adjusted general tax rate	2.74

Current Taxes

1967 taxes levied (total)	\$357,961.65
Collected in 1967	331,732.52
Per cent of levy col-lected	92.67
Transferred to liens
Adjustments
Balance December 31, 1967	\$26,229.13

All Prior Years Taxes Outstanding

Balance January 1, 1967	\$25,047.08
Collected in 1967	23,979.09
Adjustments	—564.30
Balance December 31, 1967	\$503.69

Tax Title Liens Outstanding

Balance January 1, 1967	\$112.75
Redeemed by cash
Adjustments
Balance December 31, 1967	\$112.75

Property Acquired by Deed or Foreclosure

Balance January 1, 1967
Sale for cash
Adjustments
Balance December 31, 1967

CAPITAL DEBT, DECEMBER 31, 1967

Authorized—Issued and Unissued

	Gross Debt	Net Debt
School debt	\$470,125.00
Self-liquidating debt
Other capital debt
	\$470,125.00
Per Cent	2.80
Per Capita	\$184.36

Issued and Outstanding

School debt	\$470,125.00
Self-liquidating debt
Other capital debt
	\$470,125.00

Equalized Valuation Basis \$16,732,719.00

CURRENT FINANCES DECEMBER 31, 1967

Cash	\$239,332.04
Taxes receivable	26,732.82
Tax title liens	112.75
Foreclosed property
Other receivables	294.47
Emergencies and deferred charges ..	333.75
State road aid receivable	8,370.00
	\$275,175.83
Cash liabilities	\$127,910.31
Reserves for receivables	27,140.04
Surplus revenue	120,125.48
	\$275,175.83

MANSFIELD TOWNSHIP—WARREN COUNTY

Population U. S. Census, 1960—2,130
Estimated Population, 1967—2,940

Land Area 30.10 sq. mi.

Net Valuation Taxable \$15,165,847
Equalized Valuation \$22,017,029

EXPENDITURES FOR 1967

General Government

Administrative and executive	\$12,623.40
Assessment and collection of taxes	6,702.78
Financial administration	1,800.30

Public Safety

Fire protection	2,700.00
Police protection	5,249.52
Other protection	1,391.00
Civil defense and disaster control	200.00

Streets and Roads

Repairs and maintenance	47,972.86
Street lighting

Sanitation

Street cleaning
Garbage and trash removal
Sanitary sewers

Health and Welfare

Health services	953.00
Welfare—public assistance	300.00
Hospitals

Recreation

Benches and boardwalks
Parks and playgrounds
Other recreational services

Education (excl. school districts)

Libraries
Other educational services

Statutory Expenditures

.....	2,310.00
-------	----------

Unclassified Purposes

.....	150.00
-------	--------

Total Municipal Functions **\$82,352.86**

Per Capita—Municipal Functions \$28.01

Capital Improvements 20,700.00

Debt Service

Principal payments
Interest payments

Per Capita—Debt Service 8,427.57

Deferred Charges 111,480.43

Total Municipal Expenditures **\$111,480.43**

Required Payments for Local

School, County, and Special
District Taxes	592,222.05

TOTAL EXPENDITURES \$703,702.48

Reserve for Uncollected Taxes... \$70,651.72

GRAND TOTAL \$774,354.20

REVENUES REALIZED IN 1967

Surplus revenue appropriated	\$55,000.00
Miscellaneous revenues realized	84,658.76
State aid revenues realized	23,019.00
Delinquent tax and lien collections	37,662.47
Current tax collections	572,143.95
Emergency borrowings

TOTAL REVENUES \$772,484.18

CAPITAL OUTLAY (BY ORDINANCE) 1967

Beaches and boardwalks
Buildings and equipment
Parks and playgrounds
Sanitary sewers	\$693.52
Streets and roads
Water supply
Other purposes
.....	\$693.52

TAXES

Local school taxes	\$443,911.23
County taxes	148,310.82
Special district taxes

Local purpose taxes	\$592,222.05
Veteran and senior citizen tax ...	10,330.29
.....	14,590.00

Total tax levy (for rate purposes) **\$617,142.34**

Per Capita Total Tax Levy ... \$209.91

General tax rate
Adjusted business personalty tax rate	9.39
Adjusted general tax rate	3.90

Current Taxes

1967 taxes levied (total)	\$623,919.19
Collected in 1967	572,143.95
Per cent of levy col- lected	91.70
Transferred to liens	1,945.65
Adjustments	1,500.20
Balance December 31, 1967	\$48,329.39

All Prior Years Taxes Outstanding

Balance January 1, 1967	\$48,363.32
Collected in 1967	36,234.99
Adjustments	—85.09
Balance December 31, 1967	\$12,043.24

Tax Title Liens Outstanding

Balance January 1, 1967	\$9,388.04
Redeemed by cash	1,427.48
Adjustments	+2,732.87
Balance December 31, 1967	\$10,693.43

Property Acquired by Deed or

Foreclosure	
Balance January 1, 1967	\$309,100.00
Sale for cash	5,813.63
Adjustments	—3,266.37
Balance December 31, 1967	\$300,020.00

CAPITAL DEBT, DECEMBER 31, 1967

Authorized—Issued and Unissued

	Gross Debt	Net Debt
School debt	\$1,427,919.00	\$96,499.00
Self-liquidating debt
Other capital debt	2,250.00	2,250.00
	\$1,430,169.00	\$98,749.00
Per Cent	8.08	0.55
Per Capita	\$486.45	\$33.59

Issued and Outstanding

School debt	\$1,427,919.00
Self-liquidating debt
Other capital debt
	\$1,427,919.00

Equalized Valuation Basis \$17,700,034.00

CURRENT FINANCES DECEMBER 31, 1967

Cash	\$256,638.87
Taxes receivable	60,372.63
Tax title liens	10,693.43
Foreclosed property	300,020.00
Other receivables	4,224.78
Emergencies and deferred charges ..	12,909.33
State road aid receivable	27,996.00
	\$672,855.04
Cash liabilities	\$202,803.28
Reserves for receivables	375,310.84
Surplus revenue	94,740.92
	\$672,855.04

MANTOLOKING BOROUGH—OCEAN COUNTY

Population U. S. Census, 1960—160
Estimated Population, 1967—190

Land Area 0.44 sq. ml.

Net Valuation Taxable \$18,774,447
Equalized Valuation \$22,483,392

EXPENDITURES FOR 1967

General Government

Administrative and executive	\$16,100.00
Assessment and collection of taxes	5,030.00
Financial administration	2,350.00

Public Safety

Fire protection	9,700.00
Police protection	50,200.00
Other protection	
Civil defense and disaster control	

Streets and Roads

Repairs and maintenance	12,165.00
Street lighting	1,400.00

Sanitation

Street cleaning	
Garbage and trash removal	14,000.00
Sanitary sewers	

Health and Welfare

Health services	800.00
Welfare—public assistance	
Hospitals	100.00

Recreation

Beaches and boardwalks	
Parks and playgrounds	
Other recreational services	

Education (excl. school districts)

Libraries	
Other educational services	

Statutory Expenditures

7,900.00

Unclassified Purposes

2,230.00

Total Municipal Functions \$121,975.00

Per Capita—Municipal Functions \$641.97

Capital Improvements

2,000.00

Debt Service

Principal payments	
Interest payments	

Per Capita—Debt Service

Deferred Charges

Total Municipal Expenditures \$123,975.00

Required Payments for Local

School, County, and Special	
District Taxes	146,933.76

TOTAL EXPENDITURES \$270,908.76

Reserve for Uncollected Taxes.. \$2,000.00

GRAND TOTAL \$272,908.76

REVENUES REALIZED IN 1967

Surplus revenue appropriated	\$20,000.00
Miscellaneous revenues realized ..	32,429.97
State aid revenues realized	380.00
Delinquent tax and lien collections ..	1,758.52
Current tax collections	227,750.31
Emergency borrowings	

TOTAL REVENUES \$282,318.80

CAPITAL OUTLAY (BY ORDINANCE) 1967

Beaches and boardwalks	
Buildings and equipment	
Parks and playgrounds	
Sanitary sewers	
Streets and roads	
Water supply	
Other purposes	

TAXES

Local school taxes	\$28,000.00
County taxes	118,933.76
Special district taxes	

\$146,933.76

Local purpose taxes	80,700.00
Veteran and senior citizen tax ...	1,610.00

Total tax levy (for rate purposes) \$229,243.76

Per Capita Total Tax Levy ... \$1,206.55

General tax rate	
Adjusted business personalty tax rate	3.10
Adjusted general tax rate	1.22

Current Taxes

1967 taxes levied (total)	\$229,421.79
Collected in 1967	227,750.31
Per cent of levy collected	99.27
Transferred to liens	
Adjustments	
Balance December 31, 1967	\$1,671.48

All Prior Years Taxes Outstanding

Balance January 1, 1967	\$1,758.52
Collected in 1967	1,758.52
Adjustments	
Balance December 31, 1967	

Tax Title Liens Outstanding

Balance January 1, 1967	
Redeemed by cash	
Adjustments	
Balance December 31, 1967	

Property Acquired by Deed or Foreclosure

Balance January 1, 1967	
Sale for cash	
Adjustments	
Balance December 31, 1967	

CAPITAL DEBT, DECEMBER 31, 1967

Authorized—Issued and Unissued

	Gross Debt	Net Debt
School debt		
Self-liquidating debt		
Other capital debt		
Per Cent		
Per Capita		

Issued and Outstanding

School debt	
Self-liquidating debt	
Other capital debt	

Equalized Valuation Basis \$21,889,240.00

CURRENT FINANCES DECEMBER 31, 1967

Cash	\$98,693.41
Taxes receivable	1,671.48
Tax title liens	
Foreclosed property	
Other receivables	150.00
Emergencies and deferred charges ..	
State road aid receivable	
	\$100,514.89
Cash liabilities	\$80,771.13
Reserves for receivables	1,821.48
Surplus revenue	17,922.28
	\$100,514.89

MANTUA TOWNSHIP—GLOUCESTER COUNTY

Population U. S. Census, 1960—7,991
Estimated Population, 1967—9,160

Land Area 19.29 sq. mi.

Net Valuation Taxable \$9,055,700
Equalized Valuation \$32,023,634

EXPENDITURES FOR 1967

General Government		
Administrative and executive	\$29,353.82	
Assessment and collection of taxes ..	12,276.74	
Financial administration	5,418.53	
Public Safety		
Fire protection	18,039.22	
Police protection	28,510.45	
Other protection	2,513.00	
Civil defense and disaster control ..	15.20	
Streets and Roads		
Repairs and maintenance	44,046.74	
Street lighting	14,600.00	
Sanitation		
Street cleaning		
Garbage and trash removal	36,430.00	
Sanitary sewers		
Health and Welfare		
Health services	5,279.43	
Welfare—public assistance	1,677.85	
Hospitals		
Recreation		
Beaches and boardwalks		
Parks and playgrounds		
Other recreational services		
Education (excl. school districts)		
Libraries		
Other educational services		
Statutory Expenditures	4,071.07	
Unclassified Purposes		
Total Municipal Functions	\$202,232.10	
Per Capita—Municipal Functions	\$22.08	
Capital Improvements	39,850.00	
Debt Service		
Principal payments ..		
Interest payments ..		
Per Capita—Debt Service		
Deferred Charges	6,696.06	
Total Municipal Expenditures	\$248,778.16	
Required Payments for Local		
School, County, and Special		
District Taxes		
	895,912.76	
TOTAL EXPENDITURES	\$1,144,690.92	
Reserve for Uncollected Taxes...	\$73,861.44	
GRAND TOTAL	\$1,218,552.36	

REVENUES REALIZED IN 1967

Surplus revenue appropriated	\$109,572.50
Miscellaneous revenues realized ..	143,647.24
State aid revenues realized	25,414.00
Delinquent tax and lien collections ..	38,086.59
Current tax collections	888,011.72
Emergency borrowings	
TOTAL REVENUES	\$1,204,732.05

CAPITAL OUTLAY (BY ORDINANCE) 1967

Beaches and boardwalks	
Buildings and equipment	\$55,921.65
Parks and playgrounds	
Sanitary sewers	
Streets and roads	
Water supply	
Other purposes	
	\$55,921.65

TAXES

Local school taxes	\$757,195.69
County taxes	138,717.07
Special district taxes	
	\$895,912.76
Local purpose taxes	27,268.00
Veteran and senior citizen tax ...	61,010.00
Total tax levy (for rate purposes)	\$984,190.76
Per Capita Total Tax Levy ...	
General tax rate	10.82
Adjusted business personality tax rate	
Adjusted general tax rate	
Current Taxes	
1967 taxes levied (total)	\$941,554.30
Collected in 1967	888,011.72
Per cent of levy collected	94.31
Transferred to liens	1,599.75
Adjustments	1,069.64
Balance December 31, 1967	\$50,933.19
All Prior Years Taxes Outstanding	
Balance January 1, 1967	\$40,474.23
Collected in 1967	38,086.59
Adjustments	—1,659.93
Balance December 31, 1967	\$727.71
Tax Title Liens Outstanding	
Balance January 1, 1967	\$1,939.14
Redeemed by cash	
Adjustments	+2,141.12
Balance December 31, 1967	\$4,080.26
Property Acquired by Deed or Foreclosure	
Balance January 1, 1967	\$30,257.50
Sale for cash	2,060.00
Adjustments	
Balance December 31, 1967	\$28,197.50

CAPITAL DEBT, DECEMBER 31, 1967

Authorized—Issued and Unissued

	Gross Debt	Net Debt
School debt	\$2,462,189.00	
Self-liquidating debt ..		
Other capital debt	40,000.00	\$40,000.00
	\$2,502,189.00	\$40,000.00
Per Cent	8.31	0.13
Per Capita	\$273.16	\$4.37

Issued and Outstanding

School debt	\$1,069,801.00
Self-liquidating debt	
Other capital debt	
	\$1,069,801.00

Equalized Valuation Basis \$30,107,354.00

CURRENT FINANCES DECEMBER 31, 1967

Cash	\$346,258.60
Taxes receivable	51,660.90
Tax title liens	4,080.26
Foreclosed property	28,197.50
Other receivables	12,127.99
Emergencies and deferred charges ..	21,275.07
State road aid receivable	33,107.28
	\$496,707.60
Cash liabilities	\$276,871.97
Reserves for receivables	96,063.65
Surplus revenue	123,763.98
	\$196,707.60

MANVILLE BOROUGH—SOMERSET COUNTY

Population U. S. Census, 1960—10,995
Estimated Population, 1967—13,760

Land Area 2.50 sq. mi.

Net Valuation Taxable \$33,505,225
Equalized Valuation \$82,770,752

EXPENDITURES FOR 1967

General Government	
Administrative and executive	\$115,045.40
Assessment and collection of taxes ..	30,200.00
Financial administration	10,995.00
Public Safety	
Fire protection	23,000.00
Police protection	163,720.00
Other protection	4,275.00
Civil defense and disaster control ..	2,500.00
Streets and Roads	
Repairs and maintenance	138,500.00
Street lighting	23,500.00
Sanitation	
Street cleaning	7,500.00
Garbage and trash removal	51,500.00
Sanitary sewers	48,600.00
Health and Welfare	
Health services	11,650.00
Welfare—public assistance	7,100.00
Hospitals	1,400.00
Recreation	
Beaches and boardwalks	25,000.00
Parks and playgrounds
Other recreational services
Education (excl. school districts)	
Libraries	26,000.00
Other educational services	1,800.00
Statutory Expenditures	51,380.00
Unclassified Purposes	1,500.00
Total Municipal Functions	\$747,165.40
Per Capita—Municipal Functions ..	\$54.30
Capital Improvements	51,000.00
Debt Service	60,000.00
Principal payments .. \$25,000.00	
Interest payments .. 35,000.00	
Per Capita—Debt Service	\$4.36
Deferred Charges	31,000.00
Total Municipal Expenditures	\$889,165.40
Required Payments for Local School, County, and Special District Taxes	1,689,874.26
TOTAL EXPENDITURES	\$2,579,039.66
Reserve for Uncollected Taxes... ..	\$153,393.28
GRAND TOTAL	\$2,732,432.94

REVENUES REALIZED IN 1967

Surplus revenue appropriated	\$120,000.00
Miscellaneous revenues realized ..	179,093.87
State aid revenues realized	34,918.29
Delinquent tax and lien collections ..	95,831.03
Current tax collections	2,227,651.18
Emergency borrowings
TOTAL REVENUES	\$2,657,494.37

CAPITAL OUTLAY (BY ORDINANCE) 1967

Beaches and boardwalks
Buildings and equipment	\$30,267.20
Parks and playgrounds
Sanitary sewers	4,775.38
Streets and roads	26,535.52
Water supply	27,380.22
Other purposes	146,009.72
TOTAL	\$234,968.04

TAXES

Local school taxes	\$1,355,076.50
County taxes	334,797.76
Special district taxes
Local purpose taxes	\$1,689,874.26
Veteran and senior citizen tax ...	640,819.99
	73,090.00
Total tax levy (for rate purposes) ..	\$2,403,784.25
Per Capita Total Tax Levy	\$174.69
General tax rate
Adjusted business personalty tax rate	14.43
Adjusted general tax rate	6.23
Current Taxes	
1967 taxes levied (total)	\$2,349,223.84
Collected in 1967	2,227,651.18
Per cent of levy collected	94.82
Transferred to liens
Adjustments	1,281.01
Balance December 31, 1967	\$120,291.65
All Prior Years Taxes Outstanding	
Balance January 1, 1967	\$120,341.18
Collected in 1967	95,831.03
Adjustments	3,853.31
Balance December 31, 1967	\$20,656.84
Tax Title Liens Outstanding	
Balance January 1, 1967
Redeemed by cash
Adjustments
Balance December 31, 1967
Property Acquired by Deed or Foreclosure	
Balance January 1, 1967	\$113,606.66
Sale for cash	5,150.00
Adjustments	+1,925.00
Balance December 31, 1967	\$110,381.66

CAPITAL DEBT, DECEMBER 31, 1967

Authorized—Issued and Unissued

	Gross Debt	Net Debt
School debt	\$1,517,000.00
Self-liquidating debt ..	222,000.00
Other capital debt	1,082,630.00	\$1,080,405.00
	\$2,821,630.00	\$1,080,405.00
Per Cent	3.98	1.52
Per Capita	\$205.06	\$78.52

Issued and Outstanding

School debt	\$1,517,000.00
Self-liquidating debt	222,000.00
Other capital debt	810,000.00
	\$2,549,000.00

Equalized Valuation Basis \$70,751,215.00

CURRENT FINANCES DECEMBER 31, 1967

Cash	\$153,489.23
Taxes receivable	140,948.49
Tax title liens
Foreclosed property	110,381.66
Other receivables	61,847.57
Emergencies and deferred charges ..	21,320.40
State road aid receivable	39,134.00
	\$527,121.35
Cash liabilities	\$86,977.82
Reserves for receivables	313,177.72
Surplus revenue	126,965.81
	\$527,121.35

MAPLE SHADE TOWNSHIP—BURLINGTON COUNTY

Population U. S. Census, 1960—12,947
Estimated Population, 1967—15,310

Land Area 3.72 sq. mi.

Net Valuation Taxable \$53,854,602
Equalized Valuation \$62,225,764

EXPENDITURES FOR 1967

General Government		
Administrative and executive	\$68,830.00	
Assessment and collection of taxes ..	37,840.00	
Financial administration	6,750.00	
Public Safety		
Fire protection	24,650.00	
Police protection	172,370.00	
Other protection	3,200.00	
Civil defense and disaster control ..	3,025.00	
Streets and Roads		
Repairs and maintenance	111,275.00	
Street lighting	26,000.00	
Sanitation		
Street cleaning		
Garbage and trash removal	57,300.00	
Sanitary sewers		
Health and Welfare		
Health services	7,950.00	
Welfare—public assistance	6,050.00	
Hospitals		
Recreation		
Beaches and boardwalks		
Parks and playgrounds	23,900.00	
Other recreational services		
Education (excl. school districts)		
Libraries	8,500.00	
Other educational services	915.00	
Statutory Expenditures	40,900.00	
Unclassified Purposes	100.00	
Total Municipal Functions	\$599,555.00	
Per Capita—Municipal Functions	\$39.16	
Capital Improvements	49,755.00	
Debt Service		
Principal payments ..	\$57,000.00	
Interest payments ..	21,500.00	
Per Capita—Debt Service	\$5.13	
Deferred Charges	19,435.46	
Total Municipal Expenditures	\$747,245.46	
Required Payments for Local School, County, and Special District Taxes		
	1,355,497.29	
TOTAL EXPENDITURES	\$2,102,742.75	
Reserve for Uncollected Taxes...	\$129,220.00	
GRAND TOTAL	\$2,231,962.75	

REVENUES REALIZED IN 1967

Surplus revenue appropriated	\$155,000.00
Miscellaneous revenues realized ..	207,733.75
State aid revenues realized	52,100.00
Delinquent tax and lien collections ..	80,512.06
Current tax collections	1,714,549.51
Emergency borrowings	
TOTAL REVENUES	\$2,209,895.32

CAPITAL OUTLAY (BY ORDINANCE) 1967

Beaches and boardwalks	\$14,261.70
Buildings and equipment	325.00
Parks and playgrounds	103,190.13
Sanitary sewers	13,503.46
Streets and roads	
Water supply	
Other purposes	
	\$131,280.29

TAXES

Local school taxes	\$1,055,161.00
County taxes	300,336.29
Special district taxes	
	\$1,355,497.29
Local purpose taxes	404,000.00
Veteran and senior citizen tax ...	118,490.00
Total tax levy (for rate purposes)	\$1,877,987.29
Per Capita Total Tax Levy ...	
	\$122.66
General tax rate	
Adjusted business personality tax rate	3.59
Adjusted general tax rate	3.48
Current Taxes	
1967 taxes levied (total)	\$1,804,928.38
Collected in 1967	1,714,549.51
Per cent of levy collected	94.99
Transferred to liens	3,058.92
Adjustments	13,436.76
Balance December 31, 1967	\$73,883.19
All Prior Years Taxes Outstanding	
Balance January 1, 1967	\$88,470.55
Collected in 1967	77,416.77
Adjustments	—1,455.39
Balance December 31, 1967	\$9,597.79
Tax Title Liens Outstanding	
Balance January 1, 1967	\$22,327.48
Redeemed by cash	3,095.29
Adjustments	+4,274.26
Balance December 31, 1967	\$23,506.45
Property Acquired by Deed or Foreclosure	
Balance January 1, 1967	\$18,687.87
Sale for cash	
Adjustments	
Balance December 31, 1967	\$18,687.87

CAPITAL DEBT, DECEMBER 31, 1967

Authorized—Issued and Unissued		
	Gross Debt	Net Debt
School debt	\$461,000.00	
Self-liquidating debt ..	1,799,118.00	\$1,021,189.00
Other capital debt ...	568,895.00	568,895.00
	\$2,829,013.00	\$1,590,084.00
Per Cent	5.00	2.81
Per Capita	\$184.78	\$103.86

Issued and Outstanding

School debt	\$461,000.00
Self-liquidating debt	1,581,789.00
Other capital debt	535,500.00
	\$2,578,289.00

Equalized Valuation Basis \$56,504,032.00

CURRENT FINANCES DECEMBER 31, 1967

Cash	\$272,714.92
Taxes receivable	83,480.98
Tax title liens	23,506.45
Foreclosed property	18,687.87
Other receivables	86,466.34
Emergencies and deferred charges ..	1,650.00
State road aid receivable	43,842.00
	\$530,348.76
Cash liabilities	\$110,893.85
Reserves for receivables	212,141.84
Surplus revenue	207,313.07
	\$530,348.76

MAPLEWOOD TOWNSHIP—ESSEX COUNTY

Population U. S. Census, 1960—23,977	Land Area 4.00 sq. mi.	Net Valuation Taxable \$167,333.400
Estimated Population, 1967—25,090		Equalized Valuation \$194,561.429

EXPENDITURES FOR 1967

General Government	
Administrative and executive	\$364,641.87
Assessment and collection of taxes	131,276.72
Financial administration	14,101.34

Public Safety	
Fire protection	497,939.53
Police protection	519,366.74
Other protection	11,604.83
Civil defense and disaster control	10,819.19

Streets and Roads	
Repairs and maintenance	239,257.62
Street lighting	47,718.79

Sanitation	
Street cleaning	27,985.15
Garbage and trash removal	7,000.00
Sanitary sewers	73,344.62

Health and Welfare	
Health services	49,058.85
Welfare—public assistance	4,677.20
Hospitals	11,500.00

Recreation	
Beaches and boardwalks	
Parks and playgrounds	92,386.08
Other recreational services	51,095.00

Education (excl. school districts)	
Libraries	170,917.47
Other educational services	

Statutory Expenditures	251,663.92
-------------------------------------	------------

Unclassified Purposes	20,443.83
------------------------------------	-----------

Total Municipal Functions	\$2,596,998.75
---------------------------	----------------

Per Capita—Municipal Functions	\$103.51
---------------------------------------	-----------------

Capital Improvements	107,812.99
-----------------------------------	------------

Debt Service	102,742.82
---------------------------	------------

Principal payments .	\$82,837.50
----------------------	-------------

Interest payments ..	19,905.32
----------------------	-----------

Per Capita—Debt Service	\$4.09
--------------------------------	---------------

Deferred Charges	
-------------------------------	--

Total Municipal Expenditures	\$2,807,554.56
------------------------------	----------------

Required Payments for Local School, County, and Special District Taxes	5,244,221.73
---	--------------

TOTAL EXPENDITURES	\$8,051,776.29
---------------------------	-----------------------

Reserve for Uncollected Taxes...	\$377,780.52
---	---------------------

GRAND TOTAL	\$8,429,556.81
--------------------	-----------------------

REVENUES REALIZED IN 1967

Surplus revenue appropriated	\$388,800.00
Miscellaneous revenues realized ..	432,084.47
State aid revenues realized	17,022.34
Delinquent tax and lien collections ..	88,140.67
Current tax collections	7,429,897.36
Emergency borrowings	

TOTAL REVENUES	\$8,355,944.84
-----------------------	-----------------------

CAPITAL OUTLAY (BY ORDINANCE) 1967

Beaches and boardwalks	
Buildings and equipment	
Parks and playgrounds	\$62,642.17
Sanitary sewers	
Streets and roads	35,743.20
Water supply	
Other purposes	

	\$98,385.37
--	--------------------

TAXES

Local school taxes	\$3,240,704.61
County taxes	2,003,517.12
Special district taxes	

	\$5,244,221.73
Local purpose taxes	2,300,706.77
Veteran and senior citizen tax ...	143,300.00

Total tax levy (for rate purposes)	\$7,688,228.50
---	-----------------------

Per Capita Total Tax Levy ...	\$306.43
--------------------------------------	-----------------

General tax rate	
Adjusted business personalty tax rate	5.95
Adjusted general tax rate	4.56

Current Taxes	
1967 taxes levied (total)	\$7,554,515.71
Collected in 1967	7,429,897.36
Per cent of levy collected	98.35
Transferred to liens	282.20
Adjustments	9,510.46
Balance December 31, 1967	\$114,825.69

All Prior Years Taxes Outstanding	
Balance January 1, 1967	\$91,473.50
Collected in 1967	86,373.97
Adjustments	—455.16
Balance December 31, 1967	\$4,644.37

Tax Title Liens Outstanding	
Balance January 1, 1967	\$2,461.64
Redeemed by cash	1,766.70
Adjustments	+282.20
Balance December 31, 1967	\$977.14

Property Acquired by Deed or Foreclosure	
Balance January 1, 1967	\$5,600.00
Sale for cash	
Adjustments	
Balance December 31, 1967	\$5,600.00

CAPITAL DEBT, DECEMBER 31, 1967

Authorized—Issued and Unissued

	Gross Debt	Net Debt
School debt	\$3,412,755.00	
Self-liquidating debt ..	897,000.00	
Other capital debt	754,768.00	\$754,768.00
	\$5,064,523.00	\$754,768.00

Per Cent	2.68	0.40
Per Capita	\$201.85	\$30.08

Issued and Outstanding

School debt	\$2,654,365.00
Self-liquidating debt	897,000.00
Other capital debt	645,000.00
	\$4,196,365.00

Equalized Valuation Basis	\$188,605,628.00
----------------------------------	-------------------------

CURRENT FINANCES DECEMBER 31, 1967

Cash	\$577,129.08
Taxes receivable	119,470.06
Tax title liens	977.14
Foreclosed property	5,600.00
Other receivables	2,644.58
Emergencies and deferred charges ..	9,400.00
State road aid receivable	

	\$715,220.86
--	---------------------

Cash liabilities	\$79,946.43
Reserves for receivables	128,691.78
Surplus revenue	506,532.65

	\$715,220.86
--	---------------------

MARGATE CITY—CITY—ATLANTIC COUNTY

Population U. S. Census, 1960—9,474
Estimated Population, 1967—10,490

Land Area 1.49 sq. mi.

Net Valuation Taxable \$16,268,400
Equalized Valuation \$94,746,712

EXPENDITURES FOR 1967

General Government	
Administrative and executive	\$126,059.74
Assessment and collection of taxes	38,167.18
Financial administration	9,200.00
Public Safety	
Fire protection	135,728.35
Police protection	244,000.00
Other protection	9,000.00
Civil defense and disaster control	300.00
Streets and Roads	
Repairs and maintenance	101,859.43
Street lighting	30,000.00
Sanitation	
Street cleaning	97,200.00
Garbage and trash removal	53,440.37
Sanitary sewers	
Health and Welfare	
Health services	4,300.00
Welfare—public assistance	1,600.00
Hospitals	6,000.00
Recreation	
Benches and boardwalks	43,380.65
Parks and playgrounds	28,074.46
Other recreational services	
Education (excl. school districts)	
Libraries	7,500.00
Other educational services	
Statutory Expenditures	59,060.16
Unclassified Purposes	1,500.00
Total Municipal Functions	\$996,370.34
Per Capita—Municipal Functions	\$94.98
Capital Improvements	112,106.82
Debt Service	*287,724.50
Principal payments	\$219,000.00
Interest payments	68,724.50
Per Capita—Debt Service	\$27.43
Deferred Charges	28,581.85
Total Municipal Expenditures	\$1,424,783.51
Required Payments for Local School, County, and Special District Taxes	
.....	1,475,817.48
TOTAL EXPENDITURES	\$2,900,600.99
Reserve for Uncollected Taxes	\$196,029.33
GRAND TOTAL	\$3,096,630.32

REVENUES REALIZED IN 1967

Surplus revenue appropriated	\$315,000.00
Miscellaneous revenues realized ..	467,650.90
State aid revenues realized	37,719.00
Delinquent tax and lien collections ..	70,641.91
Current tax collections	2,260,955.63
Emergency borrowings	
TOTAL REVENUES	\$3,151,967.44

CAPITAL OUTLAY (BY ORDINANCE) 1967

Beaches and boardwalks	**\$102,219.43
Buildings and equipment	2,000.00
Parks and playgrounds	
Sanitary sewers	
Streets and roads	
Water supply	
Other purposes	
.....	\$104,219.43

TAXES

Local school taxes	\$806,135.75
County taxes	726,104.22
Special district taxes	
.....	\$1,532,239.98
Local purpose taxes	774,530.74
Veteran and senior citizen tax	67,370.70
Total tax levy (for rate purposes)	\$2,374,140.72
Per Capita Total Tax Levy	\$226.32
General tax rate	
Adjusted business personalty tax rate	8.0
Adjusted general tax rate	5.0
Current Taxes	
1967 taxes levied (total)	\$2,320,264.44
Collected in 1967	2,260,955.63
Per cent of levy collected	97.44
Transferred to liens	441.2
Adjustments	3,467.3
Balance December 31, 1967	\$55,400.22
All Prior Years Taxes Outstanding	
Balance January 1, 1967	\$73,234.7
Collected in 1967	70,641.9
Adjustments	-2,460.0
Balance December 31, 1967	\$132.7
Tax Title Liens Outstanding	
Balance January 1, 1967	\$15,900.5
Redeemed by cash	
Adjustments	-14,307.2
Balance December 31, 1967	\$1,593.3
Property Acquired by Deed or Foreclosure	
Balance January 1, 1967	\$119,352.5
Sale for cash	8,936.0
Adjustments	+17,156.0
Balance December 31, 1967	\$127,572.5

CAPITAL DEBT, DECEMBER 31, 1967

Authorized—Issued and Unissued

	Gross Debt	Net Debt
School debt	\$995,000.00	
Self-liquidating debt ..	250,000.00	
Other capital debt	1,037,000.00	\$1,037,000.00
.....	\$2,282,000.00	\$1,037,000.00
Per Cent	2.53	1.1
Per Capita	\$217.54	\$98.8

Issued and Outstanding

School debt	\$995,000.00
Self-liquidating debt	250,000.00
Other capital debt	1,037,000.00
.....	\$2,282,000.00

Equalized Valuation Basis \$90,027,974.0

CURRENT FINANCES DECEMBER 31, 1967

Cash	\$633,995.2
Taxes receivable	55,532.9
Tax title liens	1,593.3
Foreclosed property	127,572.5
Other receivables	3,000.0
Emergencies and deferred charges ..	93,261.6
State road aid receivable	34,081.1
.....	\$949,036.7
Cash liabilities	\$228,550.3
Reserves for receivables	187,698.8
Surplus revenue	532,787.6
.....	\$949,036.7

* Includes \$56,422.50 Chapter VI School Debt Service.
** Chapter VI School Capital Outlay.

MARLBORO TOWNSHIP—MONMOUTH COUNTY

Population U. S. Census, 1960—8,038
Estimated Population, 1967—9,460

Land Area 30.20 sq. mi.

Net Valuation Taxable \$38,633,929
Equalized Valuation \$41,661,573

EXPENDITURES FOR 1967

General Government

Administrative and executive	\$75,750.00
Assessment and collection of taxes ..	19,100.00
Financial administration	6,890.00

Public Safety

Fire protection
Police protection	45,150.00
Other protection	6,200.00
Civil defense and disaster control ..	500.00

Streets and Roads

Repairs and maintenance	116,337.22
Street lighting	9,500.00

Sanitation

Street cleaning
Garbage and trash removal	2,400.00
Sanitary sewers

Health and Welfare

Health services	11,620.00
Welfare—public assistance	14,700.00
Hospitals	2,000.00

Recreation

Beaches and boardwalks
Parks and playgrounds
Other recreational services	6,750.00

Education (excl. school districts)

Libraries
Other educational services

Statutory Expenditures

.....	10,000.00
-------	-----------

Unclassified Purposes

.....	5,400.00
-------	----------

Total Municipal Functions \$332,297.22

Per Capita—Municipal Functions

\$35.13

Capital Improvements

85,522.78

Debt Service

10,400.00

Principal payments \$10,000.00

Interest payments 400.00

Per Capita—Debt Service

\$1.10

Deferred Charges

43,234.03

Total Municipal Expenditures \$471,454.03

Required Payments for Local

School, County, and Special District Taxes 1,101,959.07

TOTAL EXPENDITURES \$1,573,413.10

Reserve for Uncollected Taxes...

\$189,709.91

GRAND TOTAL \$1,763,123.01

REVENUES REALIZED IN 1967

Surplus revenue appropriated	\$168,700.00
Miscellaneous revenues realized ..	212,473.15
State aid revenues realized	37,088.83
Delinquent tax and lien collections ..	109,205.71
Current tax collections	1,149,681.86
Emergency borrowings

TOTAL REVENUES \$1,677,149.55

CAPITAL OUTLAY (BY ORDINANCE) 1967

Beaches and boardwalks
Buildings and equipment
Parks and playgrounds
Sanitary sewers
Streets and roads
Water supply
Other purposes

TAXES

Local school taxes	\$822,062.23
County taxes	234,129.69
Special district taxes	45,767.15

Local purpose taxes	\$1,101,959.07
Veteran and senior citizen tax ..	157,657.94
.....	26,800.00

Total tax levy (for rate purposes) \$1,286,417.01

Per Capita Total Tax Levy ...

\$135.98

General tax rate

Adjusted business personality tax

3.466

rate

3.200

Adjusted general tax rate

Current Taxes

1967 taxes levied (total) \$1,307,811.99

Collected in 1967 1,149,681.86

Per cent of levy col-

lected 87.90

Transferred to liens

Adjustments

Balance December 31, 1967 \$158,130.13

All Prior Years Taxes Outstanding

Balance January 1, 1967 \$127,329.01

Collected in 1967 93,594.68

Adjustments

Balance December 31, 1967 \$33,734.33

Tax Title Liens Outstanding

Balance January 1, 1967 \$101,553.90

Redeemed by cash 15,611.03

Adjustments

Balance December 31, 1967 \$85,942.87

Property Acquired by Deed or

Foreclosure

Balance January 1, 1967

Sale for cash

Adjustments

Balance December 31, 1967

CAPITAL DEBT, DECEMBER 31, 1967

Authorized—Issued and Unissued

	Gross Debt	Net Debt
School debt	\$2,137,658.00	\$35,469.00
Self-liquidating debt
Other capital debt	7,000.00	7,000.00
	\$2,144,658.00	\$42,469.00
Per Cent	5.41	0.10
Per Capita	\$226.71	\$4.50

Issued and Outstanding

School debt	\$1,684,146.00
Self-liquidating debt
Other capital debt	5,000.00
	\$1,689,146.00

Equalized Valuation Basis \$39,577,691.00

CURRENT FINANCES DECEMBER 31, 1967

Cash	\$671,551.16
Taxes receivable	191,864.46
Tax title liens	85,942.87
Foreclosed property
Other receivables	61,141.23
Emergencies and deferred charges ..	40,000.00
State road aid receivable	51,423.92
	\$1,101,923.64
Cash liabilities	\$571,518.20
Reserves for receivables	333,948.56
Surplus revenue	191,456.88
	\$1,101,923.64

MATAWAN BOROUGH—MONMOUTH COUNTY

Population U. S. Census, 1960—5,097
Estimated Population, 1967—9,370

Land Area 2.26 sq. mi.

Net Valuation Taxable \$40,396,548
Equalized Valuation \$46,315,264

EXPENDITURES FOR 1967	
General Government	
Administrative and executive	\$65,901.47
Assessment and collection of taxes ..	12,015.82
Financial administration	5,607.53
Public Safety	
Fire protection	24,335.50
Police protection	151,281.34
Other protection	367.00
Civil defense and disaster control ..	1,000.00
Streets and Roads	
Repairs and maintenance	67,229.22
Street lighting	27,500.00
Sanitation	
Street cleaning
Garbage and trash removal	37,413.20
Sanitary sewers
Health and Welfare	
Health services	8,519.00
Welfare—public assistance	2,800.00
Hospitals
Recreation	
Beaches and boardwalks
Parks and playgrounds	3,800.00
Other recreational services	21,023.99
Education (excl. school districts)	
Libraries	18,570.32
Other educational services	1,000.00
Statutory Expenditures	
.....	13,084.79
Unclassified Purposes	
.....	1,500.00
Total Municipal Functions	\$462,949.18
Per Capita—Municipal Functions	
.....	\$49.41
Capital Improvements	
.....	73,304.33
Debt Service	
Principal payments ..	\$5,000.00
Interest payments ..	1,062.50
Per Capita—Debt Service	
.....	\$0.65
Deferred Charges	
.....	32,684.05
Total Municipal Expenditures	\$575,000.66
Required Payments for Local School, County, and Special District Taxes	
.....	977,796.14
TOTAL EXPENDITURES	\$1,552,796.80
Reserve for Uncollected Taxes...	
.....	\$124,400.02
GRAND TOTAL	\$1,677,196.82

REVENUES REALIZED IN 1967	
Surplus revenue appropriated	\$127,000.00
Miscellaneous revenues realized ..	179,192.77
State aid revenues realized	15,662.00
Delinquent tax and lien collections ..	81,759.42
Current tax collections	1,272,577.19
Emergency borrowings
TOTAL REVENUES	\$1,676,191.38

CAPITAL OUTLAY (BY ORDINANCE) 1967	
Beaches and boardwalks
Buildings and equipment	\$23,761.61
Parks and playgrounds
Sanitary sewers	899.21
Streets and roads	169,437.83
Water supply	159,429.42
Other purposes	3,060.93
	\$356,588.99

TAXES	
Local school taxes	\$720,441.95
County taxes	257,354.19
Special district taxes
.....	\$977,796.14
Local purpose taxes	342,836.99
Veteran and senior citizen tax ..	38,420.00
Total tax levy (for rate purposes)	\$1,359,053.13
Per Capita Total Tax Levy	
.....	\$145.04
General tax rate	
.....
Adjusted business personalty tax rate	
.....	4.454
Adjusted general tax rate	
.....	3.324
Current Taxes	
1967 taxes levied (total)	\$1,339,126.91
Collected in 1967	1,272,577.19
Per cent of levy col- lected	95.03
Transferred to liens
Adjustments	8,369.52
Balance December 31, 1967	\$58,180.20
All Prior Years Taxes Outstanding	
Balance January 1, 1967	\$109,114.24
Collected in 1967	81,723.42
Adjustments
Balance December 31, 1967	\$27,384.82
Tax Title Liens Outstanding	
Balance January 1, 1967	\$6,859.92
Redeemed by cash	30.00
Adjustments
Balance December 31, 1967	\$6,829.92
Property Acquired by Deed or Foreclosure	
Balance January 1, 1967	\$3,105.00
Sold for cash
Adjustments
Balance December 31, 1967	\$3,105.00

CAPITAL DEBT, DECEMBER 31, 1967		
Authorized—Issued and Unissued		
	Gross Debt	Net Debt
School debt	\$1,717,213.00
Self-liquidating debt ..	1,132,000.00	\$148,142.00
Other capital debt	308,056.00	308,056.00
	\$3,157,269.00	\$456,198.00
Per Cent	7.35	1.06
Per Capita	\$336.96	\$48.69

Issued and Outstanding	
School debt	\$1,717,213.00
Self-liquidating debt	1,132,000.00
Other capital debt	307,000.00
	\$3,156,213.00

Equalized Valuation Basis \$42,907,810.00	
CURRENT FINANCES DECEMBER 31, 1967	
Cash	\$173,169.94
Taxes receivable	85,565.02
Tax title liens	6,829.92
Foreclosed property	3,105.00
Other receivables	20,485.24
Emergencies and deferred charges
State road aid receivable	15,662.00
	\$304,817.12
Cash liabilities	\$65,174.79
Reserves for receivables	115,985.18
Surplus revenue	123,657.15
	\$304,817.12

MATAWAN TOWNSHIP—MONMOUTH COUNTY

Population U. S. Census, 1960—7,359
Estimated Population, 1967—14,390

Land Area 5.45 sq. mi.

Net Valuation Taxable \$71,202,087
Equalized Valuation \$86,439,934

EXPENDITURES FOR 1967

General Government	
Administrative and executive	\$108,835.00
Assessment and collection of taxes ..	33,450.00
Financial administration	9,500.00
Public Safety	
Fire protection	1,000.00
Police protection	237,124.95
Other protection	5,600.00
Civil defense and disaster control ..	624.00
Streets and Roads	
Repairs and maintenance	113,193.00
Street lighting	53,000.00
Sanitation	
Street cleaning
Garbage and trash removal	104,000.00
Sanitary sewers
Health and Welfare	
Health services	9,815.00
Welfare—public assistance	15,600.00
Hospitals
Recreation	
Beaches and boardwalks
Parks and playgrounds
Other recreational services	30,000.00
Education (excl. school districts)	
Libraries	34,029.68
Other educational services	500.00
Statutory Expenditures	
Unclassified Purposes	
Total Municipal Functions	
	\$784,065.68

Per Capita—Municipal Functions	\$54.49
Capital Improvements	48,600.00
Debt Service	58,095.00
Principal payments ..	\$28,000.00
Interest payments ..	30,095.00
Per Capita—Debt Service	\$4.04
Deferred Charges
Total Municipal Expenditures	\$890,760.68

Required Payments for Local School, County, and Special District Taxes	2,274,539.09
---	--------------

TOTAL EXPENDITURES \$3,165,299.77

Reserve for Uncollected Taxes... \$170,239.32

GRAND TOTAL \$3,335,539.09

REVENUES REALIZED IN 1967

Surplus revenue appropriated	\$147,000.00
Miscellaneous revenues realized ..	228,031.34
State aid revenues realized	29,403.00
Delinquent tax and lien collections ..	106,762.25
Current tax collections	2,684,065.13
Emergency borrowings

TOTAL REVENUES \$3,195,261.72

CAPITAL OUTLAY (BY ORDINANCE) 1967

Beaches and boardwalks
Buildings and equipment
Parks and playgrounds
Sanitary sewers
Streets and roads	\$113,875.38
Water supply	7,968.33
Other purposes
	\$121,843.71

TAXES

Local school taxes	\$1,712,684.11
County taxes	481,311.63
Special district taxes	80,543.35

Local purpose taxes	\$2,274,539.09
Veteran and senior citizen tax ...	577,097.00
	77,960.00

Total tax levy (for rate purposes) \$2,929,596.09

Per Capita Total Tax Levy ... \$203.59

General tax rate
Adjusted business personality tax rate	7.057
Adjusted general tax rate	3.875

Current Taxes

1967 taxes levied (total)	\$2,879,427.46
Collected in 1967	2,684,065.13
Per cent of levy collected	93.21
Transferred to liens
Adjustments
Balance December 31, 1967	\$195,362.33

All Prior Years Taxes Outstanding

Balance January 1, 1967	\$107,077.50
Collected in 1967	96,350.69
Adjustments
Balance December 31, 1967	\$10,726.81

Tax Title Liens Outstanding

Balance January 1, 1967	\$61,417.32
Redeemed by cash	10,411.56
Adjustments
Balance December 31, 1967	\$51,005.76

Property Acquired by Deed or Foreclosure

Balance January 1, 1967	\$78,050.00
Sale for cash	4,186.71
Adjustments
Balance December 31, 1967	\$73,863.29

CAPITAL DEBT, DECEMBER 31, 1967

Authorized—Issued and Unissued

	Gross Debt	Net Debt
School debt	\$3,220,787.00
Self-liquidating debt ..	321,500.00
Other capital debt	1,047,500.00	\$1,047,500.00
	\$4,589,787.00	\$1,047,500.00

Per Cent	5.70	1.30
Per Capita	\$318.96	\$72.79

Issued and Outstanding

School debt	\$3,220,787.00
Self-liquidating debt	321,500.00
Other capital debt	782,000.00
	\$4,324,287.00

Equalized Valuation Basis \$80,477,437.00

CURRENT FINANCES DECEMBER 31, 1967

Cash	\$270,988.83
Taxes receivable	206,089.14
Tax title liens	51,005.76
Foreclosed property	73,863.29
Other receivables	158.00
Emergencies and deferred charges
State road aid receivable	36,651.42
	\$638,756.44

Cash liabilities	\$213,270.11
Reserves for receivables	331,116.19
Surplus revenue	94,370.14
	\$638,756.44

MAURICE RIVER TOWNSHIP—CUMBERLAND COUNTY

Population U. S. Census, 1960—3,105
Estimated Population, 1967—3,380

Land Area 94.70 sq. mi.

Net Valuation Taxable \$5,486,232
Equalized Valuation \$13,305,903

EXPENDITURES FOR 1967

General Government

Administrative and executive	\$23,535.24
Assessment and collection of taxes ..	13,366.22
Financial administration	3,848.17

Public Safety

Fire protection	8,100.00
Police protection	3,879.67
Other protection
Civil defense and disaster control ..	500.00

Streets and Roads

Repairs and maintenance	47,727.36
Street lighting	15,000.00

Sanitation

Street cleaning
Garbage and trash removal	200.00
Sanitary sewers

Health and Welfare

Health services	14,643.35
Welfare—public assistance	4,000.00
Hospitals

Recreation

Beaches and boardwalks
Parks and playgrounds
Other recreational services

Education (excl. school districts)

Libraries	900.00
Other educational services

Statutory Expenditures

3,312.08

Unclassified Purposes

50.00

Total Municipal Functions \$139,062.09

Per Capita—Municipal Functions

\$41.14

Capital Improvements

35,892.22

Debt Service

4,754.88

Principal payments ..	\$3,000.00
Interest payments ..	1,754.88

Per Capita—Debt Service

\$1.41

Deferred Charges

3,000.00

Total Municipal Expenditures \$182,709.19

Required Payments for Local School, County, and Special District Taxes

354,634.81

TOTAL EXPENDITURES \$537,344.00

Reserve for Uncollected Taxes...

\$92,527.93

GRAND TOTAL \$629,871.93

REVENUES REALIZED IN 1967

Surplus revenue appropriated	\$64,721.15
Miscellaneous revenues realized ..	84,892.40
State aid revenues realized	42,894.88
Delinquent tax and lien collections ..	62,830.76
Current tax collections	296,072.30
Emergency borrowings

TOTAL REVENUES \$551,411.49

CAPITAL OUTLAY (BY ORDINANCE) 1967

Beaches and boardwalks
Buildings and equipment	\$1,617.00
Parks and playgrounds
Sanitary sewers
Streets and roads
Water supply
Other purposes
	<u>\$1,617.00</u>

TAXES

Local school taxes	\$247,399.02
County taxes	107,235.79
Special district taxes

\$354,634.81

Local purpose taxes
Veteran and senior citizen tax ...	20,980.00

Total tax levy (for rate purposes) \$411,748.81

Per Capita Total Tax Levy ... \$121.82

General tax rate
Adjusted business personality tax rate	9.15
Adjusted general tax rate	7.32

Current Taxes

1967 taxes levied (total)	\$393,929.85
Collected in 1967	296,072.30
Per cent of levy collected	75.15
Transferred to liens
Adjustments
Balance December 31, 1967	<u>\$97,857.55</u>

All Prior Years Taxes Outstanding

Balance January 1, 1967	\$93,013.75
Collected in 1967	58,647.99
Adjustments
Balance December 31, 1967	<u>\$34,365.76</u>

Tax Title Liens Outstanding

Balance January 1, 1967	\$44,508.93
Redeemed by cash	4,182.77
Adjustments	3,014.22
Balance December 31, 1967	<u>\$37,311.94</u>

Property Acquired by Deed or Foreclosure

Balance January 1, 1967	\$22,620.00
Sale for cash	7,282.00
Adjustments
Balance December 31, 1967	<u>\$15,338.00</u>

CAPITAL DEBT, DECEMBER 31, 1967

Authorized—Issued and Unissued

	Gross Debt	Net Debt
School debt	\$415,000.00	\$79,977.00
Self-liquidating debt
Other capital debt	71,500.00	71,500.00
	<u>\$486,500.00</u>	<u>\$151,477.00</u>
Per Cent	4.35	1.95
Per Capita	\$143.93	\$44.82

Issued and Outstanding

School debt
Self-liquidating debt
Other capital debt	<u>\$61,000.00</u>
	<u>\$61,000.00</u>

Equalized Valuation Basis \$11,167,437.00

CURRENT FINANCES DECEMBER 31, 1967

Cash	\$200,673.78
Taxes receivable	132,223.31
Tax title liens	37,311.94
Foreclosed property	15,338.00
Other receivables	1,455.70
Emergencies and deferred charges ..	8,353.63
State road aid receivable	43,530.28
	<u>\$438,886.64</u>
Cash liabilities	\$88,467.77
Reserves for receivables	186,328.95
Surplus revenue	164,089.92
	<u>\$438,886.64</u>

MAYWOOD BOROUGH—BERGEN COUNTY

Population U. S. Census, 1960—11,466
Estimated Population, 1967—11,970

Land Area 1.30 sq. mi.

Net Valuation Taxable \$73,347,892
Equalized Valuation \$84,344,350

EXPENDITURES FOR 1967

General Government	
Administrative and executive	\$122,003.25
Assessment and collection of taxes	34,736.90
Financial administration
Public Safety	
Fire protection	37,140.00
Police protection	252,271.00
Other protection	4,798.00
Civil defense and disaster control	3,600.00
Streets and Roads	
Repairs and maintenance	76,304.50
Street lighting	22,750.00
Sanitation	
Street cleaning
Garbage and trash removal	89,600.00
Sanitary sewers
Health and Welfare	
Health services	17,119.00
Welfare—public assistance	2,300.00
Hospitals
Recreation	
Beaches and boardwalks
Parks and playgrounds	13,846.00
Other recreational services	14,760.00
Education (excl. school districts)	
Libraries	45,300.00
Other educational services	2,150.00
Statutory Expenditures	41,936.98
Unclassified Purposes	9,600.00
Total Municipal Functions	\$790,215.63
Per Capita—Municipal Functions	\$66.02
Capital Improvements	
Debt Service	12,506.25
Principal payments	\$10,000.00
Interest payments	2,506.25
Per Capita—Debt Service	\$1.04
Deferred Charges	
.....	64,700.00
Total Municipal Expenditures	\$925,257.88
Required Payments for Local School, County, and Special District Taxes	
.....	1,608,483.48
TOTAL EXPENDITURES	\$2,533,741.36
Reserve for Uncollected Taxes...	\$50,418.00
GRAND TOTAL	\$2,584,159.36

REVENUES REALIZED IN 1967

Surplus revenue appropriated	\$109,000.00
Miscellaneous revenues realized ..	189,207.68
State aid revenues realized	24,961.00
Delinquent tax and lien collections ..	34,245.23
Current tax collections	2,237,832.54
Emergency borrowings
TOTAL REVENUES	\$2,595,246.45

CAPITAL OUTLAY (BY ORDINANCE) 1967

Beaches and boardwalks
Buildings and equipment	\$38,048.62
Parks and playgrounds	138,856.50
Sanitary sewers
Streets and roads	20,520.83
Water supply
Other purposes
	\$197,425.95

TAXES

Local school taxes	\$1,323,827.85
County taxes	284,655.63
Special district taxes
Local purpose taxes	\$1,608,483.48
Veteran and senior citizen tax ..	70,240.00
Total tax levy (for rate purposes)	\$2,337,618.36
Per Capita Total Tax Levy ...	
General tax rate	\$195.29
Adjusted business personality tax rate
Adjusted general tax rate	3.92
	3.17
Current Taxes	
1967 taxes levied (total)	\$2,282,170.38
Collected in 1967	2,237,832.54
Per cent of levy collected	98.05
Transferred to liens	52.62
Adjustments	9,899.36
Balance December 31, 1967	\$34,385.86
All Prior Years Taxes Outstanding	
Balance January 1, 1967	\$31,546.71
Collected in 1967	34,245.23
Adjustments	+2,920.32
Balance December 31, 1967	\$221.80
Tax Title Liens Outstanding	
Balance January 1, 1967	\$826.25
Redeemed by cash
Adjustments	+52.62
Balance December 31, 1967	\$878.87
Property Acquired by Deed or Foreclosure	
Balance January 1, 1967	\$14,820.00
Sale for cash
Adjustments
Balance December 31, 1967	\$14,820.00

CAPITAL DEBT, DECEMBER 31, 1967

Authorized—Issued and Unissued

	Gross Debt	Net Debt
School debt	\$665,000.00
Self-liquidating debt ..	331,000.00	\$16,000.00
Other capital debt	95,778.00	95,778.00
	\$1,091,778.00	\$111,778.00
Per Cent	1.35	0.13
Per Capita	\$91.21	\$9.34

Issued and Outstanding

School debt	\$665,000.00
Self-liquidating debt	331,000.00
Other capital debt	75,900.00
	\$1,071,900.00

Equalized Valuation Basis \$80,455,803.00

CURRENT FINANCES DECEMBER 31, 1967

Cash	\$225,664.01
Taxes receivable	34,607.66
Tax title liens	878.87
Foreclosed property	14,820.00
Other receivables	9,459.86
Emergencies and deferred charges ..	3,700.00
State road aid receivable	19,949.00
	\$309,079.40
Cash liabilities	\$122,144.84
Reserves for receivables	59,766.39
Surplus revenue	127,168.17
	\$309,079.40

MEDFORD TOWNSHIP—BURLINGTON COUNTY

Population U. S. Census, 1960—4,844
Estimated Population, 1967—6,830

Land Area 40.32 sq. mi.

Net Valuation Taxable \$45,849,345
Equalized Valuation \$49,896,931

EXPENDITURES FOR 1967

General Government	
Administrative and executive	\$48,240.00
Assessment and collection of taxes	16,550.00
Financial administration	6,935.00
Public Safety	
Fire protection	9,900.00
Police protection	49,950.75
Other protection	3,810.00
Civil defense and disaster control	1,750.00
Streets and Roads	
Repairs and maintenance	74,500.00
Street lighting	8,675.00
Sanitation	
Street cleaning
Garbage and trash removal	36,000.00
Sanitary sewers
Health and Welfare	
Health services	4,790.00
Welfare—public assistance	2,700.00
Hospitals
Recreation	
Beaches and boardwalks
Parks and playgrounds	2,500.00
Other recreational services	2,000.00
Education (excl. school districts)	
Libraries	2,500.00
Other educational services	1,300.00
Statutory Expenditures	
.....	8,060.00
Unclassified Purposes	
.....	100.00
Total Municipal Functions	\$280,260.75
Per Capita—Municipal Functions	
.....	\$41.03
Capital Improvements	
.....	76,840.00
Debt Service	
Principal payments
Interest payments
Per Capita—Debt Service	
.....
Deferred Charges	
.....	9,740.97
Total Municipal Expenditures	\$366,841.72
Required Payments for Local School, County, and Special District Taxes	
.....	1,047,702.49
TOTAL EXPENDITURES	\$1,414,544.21
Reserve for Uncollected Taxes...	
.....	\$157,458.00
GRAND TOTAL	\$1,572,002.21

REVENUES REALIZED IN 1967

Surplus revenue appropriated	\$143,348.97
Miscellaneous revenues realized ..	155,910.42
State aid revenues realized	49,586.00
Delinquent tax and lien collections ..	97,871.59
Current tax collections	1,055,824.87
Emergency borrowings
TOTAL REVENUES	\$1,502,541.85

CAPITAL OUTLAY (BY ORDINANCE) 1967

Beaches and boardwalks
Buildings and equipment
Parks and playgrounds
Sanitary sewers	\$8,471.00
Streets and roads	10,000.00
Water supply
Other purposes
	\$18,471.00

TAXES

Local school taxes	\$805,767.64
County taxes	241,934.85
Special district taxes
	\$1,047,702.49
Local purpose taxes	95,700.00
Veteran and senior citizen tax ..	40,280.00
Total tax levy (for rate purposes)	\$1,183,682.49
Per Capita Total Tax Levy ...	
.....	\$173.31
General tax rate
Adjusted business personalty tax rate	3.62
Adjusted general tax rate	2.54
Current Taxes	
1967 taxes levied (total)	\$1,173,465.04
Collected in 1967	1,055,824.87
Per cent of levy col-lected	89.97
Transferred to liens	1,438.69
Adjustments	5,513.10
Balance December 31, 1967	\$110,628.38
All Prior Years Taxes Outstanding	
Balance January 1, 1967	\$104,250.15
Collected in 1967	97,375.11
Adjustments	+164.80
Balance December 31, 1967	\$7,039.84
Tax Title Liens Outstanding	
Balance January 1, 1967	\$6,920.17
Redeemed by cash	496.48
Adjustments	+1,641.38
Balance December 31, 1967	\$8,065.07
Property Acquired by Deed or Foreclosure	
Balance January 1, 1967	\$800.00
Sale for cash
Adjustments
Balance December 31, 1967	\$800.00

CAPITAL DEBT, DECEMBER 31, 1967

Authorized—Issued and Unissued		
	Gross Debt	Net Debt
School debt	\$3,257,634.00	\$105,121.00
Self-liquidating debt ..	1,800,000.00
Other capital debt
	\$5,057,634.00	\$105,121.00
Per Cent	11.29	0.23
Per Capita	\$740.50	\$15.39

Issued and Outstanding

School debt	\$1,210,861.00
Self-liquidating debt	1,800,000.00
Other capital debt
	\$3,010,861.00

Equalized Valuation Basis \$44,762,630.00

CURRENT FINANCES DECEMBER 31, 1967

Cash	\$455,433.16
Taxes receivable	117,668.22
Tax title liens	8,065.07
Foreclosed property	800.00
Other receivables	22,663.93
Emergencies and deferred charges ..	8,520.75
State road aid receivable	61,199.67
	\$674,350.80
Cash liabilities	\$116,113.23
Reserves for receivables	149,197.22
Surplus revenue	409,040.35
	\$674,350.80

MEDFORD LAKES BOROUGH—BURLINGTON COUNTY

Population U. S. Census, 1960—2,876
Estimated Population, 1967—4,110

Land Area 1.22 sq. mi.

Net Valuation Taxable \$24,183,852
Equalized Valuation \$24,714,485

EXPENDITURES FOR 1967

General Government	
Administrative and executive	\$41,275.00
Assessment and collection of taxes	3,900.00
Financial administration	1,500.00
Public Safety	
Fire protection	6,500.00
Police protection	38,450.00
Other protection	2,600.00
Civil defense and disaster control	300.00
Streets and Roads	
Repairs and maintenance	39,150.00
Street lighting	1,500.00
Sanitation	
Street cleaning
Garbage and trash removal	24,500.00
Sanitary sewers	25,000.00
Health and Welfare	
Health services	1,600.00
Welfare—public assistance	2,750.00
Hospitals
Recreation	
Beaches and boardwalks
Parks and playgrounds
Other recreational services
Education (excl. school districts)	
Libraries	2,500.00
Other educational services
Statutory Expenditures	5,500.00
Unclassified Purposes	750.00
Total Municipal Functions	\$197,775.00
Per Capita—Municipal Functions	\$48.12
Capital Improvements	25,200.00
Debt Service	
Principal payments	\$15,000.00
Interest payments	7,480.00
Per Capita—Debt Service	\$5.47
Deferred Charges	1,505.78
Total Municipal Expenditures	\$246,960.78
Required Payments for Local School, County, and Special District Taxes	
.....	578,021.52
TOTAL EXPENDITURES	\$824,982.30
Reserve for Uncollected Taxes	\$20,686.66
GRAND TOTAL	\$845,668.96

REVENUES REALIZED IN 1967

Surplus revenue appropriated	\$55,000.00
Miscellaneous revenues realized	118,128.66
State aid revenues realized	12,593.00
Delinquent tax and lien collections	16,585.83
Current tax collections	653,052.44
Emergency borrowings
TOTAL REVENUES	\$855,359.93

CAPITAL OUTLAY (BY ORDINANCE) 1967

Beaches and boardwalks
Buildings and equipment
Parks and playgrounds
Sanitary sewers
Streets and roads
Water supply
Other purposes
.....
.....

TAXES

Local school taxes	\$458,079.24
County taxes	119,942.28
Special district taxes
.....	\$578,021.52
Local purpose taxes	87,647.44
Veteran and senior citizen tax	26,590.00
Total tax levy (for rate purposes)	\$692,258.96
Per Capita Total Tax Levy	
General tax rate
Adjusted business personalty tax rate	4.84
Adjusted general tax rate	2.86
Current Taxes	
1967 taxes levied (total)	\$676,256.33
Collected in 1967	653,052.44
Per cent of levy collected	96.56
Transferred to liens
Adjustments	1,307.70
Balance December 31, 1967	\$21,896.19
All Prior Years Taxes Outstanding	
Balance January 1, 1967	\$16,585.83
Collected in 1967	16,585.83
Adjustments
Balance December 31, 1967
Tax Title Liens Outstanding	
Balance January 1, 1967
Redeemed by cash
Adjustments
Balance December 31, 1967
Property Acquired by Deed or Foreclosure	
Balance January 1, 1967
Sale for cash
Adjustments
Balance December 31, 1967

CAPITAL DEBT, DECEMBER 31, 1967

Authorized—Issued and Unissued		
	Gross Debt	Net Debt
School debt	\$1,672,419.00	\$39,368.00
Self-liquidating debt
Other capital debt	205,000.00	205,000.00
.....	\$1,877,419.00	\$244,368.00
Per Cent	8.09	1.05
Per Capita	\$456.79	\$59.46
Issued and Outstanding		
School debt	\$851,030.00
Self-liquidating debt
Other capital debt	205,000.00
.....	\$1,056,030.00
Equalized Valuation Basis \$23,187,740.00		
CURRENT FINANCES DECEMBER 31, 1967		
Cash	\$328,612.27
Taxes receivable	21,896.19
Tax title liens
Foreclosed property
Other receivables	2,983.96
Emergencies and deferred charges	2,500.00
State road aid receivable	10,951.00
.....	\$366,943.42
Cash liabilities	\$271,251.47
Reserves for receivables	24,880.15
Surplus revenue	70,811.80
.....	\$366,943.42

MENDHAM BOROUGH—MORRIS COUNTY

Population U. S. Census, 1960—2,371
Estimated Population, 1967—3,060

Land Area 6.70 sq. mi.

Net Valuation Taxable \$11,756,587
Equalized Valuation \$26,579,361

EXPENDITURES FOR 1967

General Government	
Administrative and executive	\$33,072.00
Assessment and collection of taxes	6,983.00
Financial administration	2,552.00
Public Safety	
Fire protection	8,000.00
Police protection	41,402.71
Other protection	2,266.50
Civil defense and disaster control	1,150.00
Streets and Roads	
Repairs and maintenance	44,870.00
Street lighting	2,700.00
Sanitation	
Street cleaning
Garbage and trash removal
Sanitary sewers
Health and Welfare	
Health services	7,525.00
Welfare—public assistance	750.00
Hospitals
Recreation	
Benches and boardwalks
Parks and playgrounds	10,160.00
Other recreational services
Education (excl. school districts)	
Libraries	1,500.00
Other educational services
Statutory Expenditures	11,498.00
Unclassified Purposes	300.00
Total Municipal Functions	\$174,729.21

Per Capita—Municipal Functions	\$57.10
Capital Improvements	54,498.79
Debt Service	1,500.00
Principal payments	\$1,500.00
Interest payments
Per Capita—Debt Service	\$0.49

Deferred Charges	202.48
Total Municipal Expenditures	\$230,930.48

Required Payments for Local School, County, and Special District Taxes	696,308.61
--	------------

TOTAL EXPENDITURES \$927,239.09

Reserve for Uncollected Taxes	\$87,777.77
GRAND TOTAL	\$1,015,016.86

REVENUES REALIZED IN 1967

Surplus revenue appropriated	\$80,000.00
Miscellaneous revenues realized	63,409.25
State aid revenues realized	21,941.00
Delinquent tax and lien collections	38,296.80
Current tax collections	825,607.86
Emergency borrowings

TOTAL REVENUES \$1,028,354.91

CAPITAL OUTLAY (BY ORDINANCE) 1967

Beaches and boardwalks
Buildings and equipment	\$3,000.00
Parks and playgrounds	46,774.28
Sanitary sewers
Streets and roads	7,352.76
Water supply
Other purposes	3,635.00
TOTAL	\$60,762.04

TAXES

Local school taxes	\$593,907.79
County taxes	102,400.82
Special district taxes
Local purpose taxes	\$696,308.61
Veteran and senior citizen tax	13,590.00

Total tax levy (for rate purposes) **\$870,165.86**

Per Capita Total Tax Levy ... \$284.37

General tax rate
Adjusted business personalty tax rate	14.33
Adjusted general tax rate	7.21

Current Taxes

1967 taxes levied (total)	\$872,894.47
Collected in 1967	825,607.86
Per cent of levy collected	94.58
Transferred to liens	1,085.12
Adjustments	1,114.73
Balance December 31, 1967	\$45,086.76

All Prior Years Taxes Outstanding

Balance January 1, 1967	\$41,266.91
Collected in 1967	38,296.80
Adjustments	617.36
Balance December 31, 1967	\$2,052.75

Tax Title Liens Outstanding

Balance January 1, 1967	\$630.01
Redeemed by cash
Adjustments	2,078.37
Balance December 31, 1967	\$2,708.38

Property Acquired by Deed or Foreclosure

Balance January 1, 1967
Sale for cash
Adjustments
Balance December 31, 1967

CAPITAL DEBT, DECEMBER 31, 1967

Authorized—Issued and Unissued

	Gross Debt	Net Debt
School debt	\$1,539,760.00	\$110,533.00
Self-liquidating debt	1,025,000.00
Other capital debt
	\$2,564,760.00	\$110,533.00
Per Cent	10.51	0.45
Per Capita	\$838.16	\$36.12

Issued and Outstanding

School debt	\$1,351,721.00
Self-liquidating debt	1,025,000.00
Other capital debt

\$2,376,721.00

Equalized Valuation Basis \$24,382,240.00

CURRENT FINANCES DECEMBER 31, 1967

Cash	\$230,476.10
Taxes receivable	47,139.51
Tax title liens	2,709.38
Foreclosed property
Other receivables	2,854.42
Emergencies and deferred charges	11.79
State road aid receivable	21,041.00
	\$304,232.20
Cash liabilities	\$51,848.85
Reserves for receivables	52,703.31
Surplus revenue	199,680.04
	\$304,232.20

MENDHAM TOWNSHIP—MORRIS COUNTY

Population U. S. Census, 1960—2,256
Estimated Population, 1967—2,960

Land Area 17.60 sq. mi.

Net Valuation Taxable \$15,715,428
Equalized Valuation \$37,551,700

EXPENDITURES FOR 1967

General Government	
Administrative and executive	\$54,204.00
Assessment and collection of taxes	10,000.00
Financial administration	3,600.00
Public Safety	
Fire protection	8,709.00
Police protection	38,582.00
Other protection	2,850.00
Civil defense and disaster control	1,500.00
Streets and Roads	
Repairs and maintenance	115,512.00
Street lighting	1,000.00
Sanitation	
Street cleaning
Garbage and trash removal	1,440.00
Sanitary sewers
Health and Welfare	
Health services	3,984.00
Welfare—public assistance	600.00
Hospitals	450.00
Recreation	
Beaches and boardwalks
Parks and playgrounds	4,900.00
Other recreational services	500.00
Education (excl. school districts)	
Libraries	1,000.00
Other educational services	1,475.00
Statutory Expenditures	12,881.00
Unclassified Purposes
Total Municipal Functions	\$263,187.00
Per Capita—Municipal Functions	\$88.91
Capital Improvements	36,510.00
Debt Service	
Principal payments
Interest payments
Per Capita—Debt Service
Deferred Charges	
Total Municipal Expenditures	\$299,697.00
Required Payments for Local School, County, and Special District Taxes	
.....	790,979.53
TOTAL EXPENDITURES	\$1,090,676.53
Reserve for Uncollected Taxes	\$121,555.09
GRAND TOTAL	\$1,212,231.62

REVENUES REALIZED IN 1967

Surplus revenue appropriated	\$116,000.00
Miscellaneous revenues realized	58,384.70
State aid revenues realized	19,064.00
Delinquent tax and lien collections	39,894.00
Current tax collections	978,010.67
Emergency borrowings
TOTAL REVENUES	\$1,211,353.37

CAPITAL OUTLAY (BY ORDINANCE) 1967

Beaches and boardwalks
Buildings and equipment	\$3,203.25
Parks and playgrounds	228,636.90
Sanitary sewers
Streets and roads	2,111.05
Water supply
Other purposes	29,178.05
.....	\$263,129.25

TAXES

Local school taxes	\$644,663.53
County taxes	146,316.00
Special district taxes
.....	\$790,979.53
Local purpose taxes	221,068.09
Veteran and senior citizen tax	15,450.00
Total tax levy (for rate purposes)	\$1,027,497.62
Per Capita Total Tax Levy	
.....	\$347.13
General tax rate	6.54
Adjusted business personalty tax rate
Adjusted general tax rate
Current Taxes	
1967 taxes levied (total)	\$1,025,814.73
Collected in 1967	978,010.67
Per cent of levy collected	95.33
Transferred to liens	359.70
Adjustments	3,233.72
Balance December 31, 1967	\$44,210.64
All Prior Years Taxes Outstanding	
Balance January 1, 1967	\$40,129.81
Collected in 1967	39,894.00
Adjustments
Balance December 31, 1967	\$235.81
Tax Title Liens Outstanding	
Balance January 1, 1967	\$3,592.32
Redeemed by cash
Adjustments	+359.70
Balance December 31, 1967	\$3,952.02
Property Acquired by Deed or Foreclosure	
Balance January 1, 1967
Sale for cash
Adjustments
Balance December 31, 1967

CAPITAL DEBT, DECEMBER 31, 1967

Authorized—Issued and Unissued

	Gross Debt	Net Debt
School debt	\$1,971,363.00
Self-liquidating debt
Other capital debt	203,500.00	\$203,500.00
.....	\$2,174,863.00	\$203,500.00
Per Cent	6.44	0.60
Per Capita	\$734.75	\$68.75

Issued and Outstanding

School debt	\$1,307,454.00
Self-liquidating debt
Other capital debt	176,500.00
.....	\$1,483,954.00

Equalized Valuation Basis \$33,745,003.00

CURRENT FINANCES DECEMBER 31, 1967

Cash	\$280,103.54
Taxes receivable	44,446.45
Tax title liens	3,952.02
Foreclosed property
Other receivables	539.39
Emergencies and deferred charges
State road aid receivable	14,857.00
.....	\$343,898.40
Cash liabilities	\$63,204.36
Reserves for receivables	48,937.86
Surplus revenue	231,756.18
.....	\$343,898.40

MERCHANTVILLE BOROUGH—CAMDEN COUNTY

Population U. S. Census, 1960—4,075
Estimated Population, 1967—3,990

Land Area 0.63 sq. mi.

Net Valuation Taxable \$10,008,090
Equalized Valuation \$22,079,540

EXPENDITURES FOR 1967

General Government

Administrative and executive	\$53,864.33
Assessment and collection of taxes	7,138.00
Financial administration	4,025.00

Public Safety

Fire protection	14,250.57
Police protection	95,085.00
Other protection	750.00
Civil defense and disaster control	190.00

Streets and Roads

Repairs and maintenance	13,291.89
Street lighting	14,800.00

Sanitation

Street cleaning	13,170.00
Garbage and trash removal	18,600.00
Sanitary sewers	40,376.78

Health and Welfare

Health services	2,300.00
Welfare—public assistance	450.00
Hospitals

Recreation

Beaches and boardwalks
Parks and playgrounds	5,024.43
Other recreational services	3,500.00

Education (excl. school districts)

Libraries	775.00
Other educational services

Statutory Expenditures

23,990.00

Unclassified Purposes

.....

Total Municipal Functions \$311,581.00

Per Capita—Municipal Functions \$78.09

Capital Improvements

26,052.00

Debt Service

5,866.25

Principal payments ..	\$5,000.00
Interest payments ..	866.25

Per Capita—Debt Service \$1.47

Deferred Charges

.....

Total Municipal Expenditures \$343,499.25

Required Payments for Local

School, County, and Special District Taxes

504,637.71

TOTAL EXPENDITURES \$848,136.96

Reserve for Uncollected Taxes.. \$25,000.75

GRAND TOTAL \$873,137.71

REVENUES REALIZED IN 1967

Surplus revenue appropriated ..	\$37,000.00
Miscellaneous revenues realized ..	128,589.88
State aid revenues realized	20,930.00
Delinquent tax and lien collections ..	6,221.90
Current tax collections	684,567.73
Emergency borrowings

TOTAL REVENUES \$877,309.51

CAPITAL OUTLAY (BY ORDINANCE) 1967

Beaches and boardwalks
Buildings and equipment
Parks and playgrounds
Sanitary sewers
Streets and roads
Water supply
Other purposes

TAXES

Local school taxes	\$329,525.12
County taxes	175,112.59
Special district taxes

\$504,637.71

Local purpose taxes	187,500.00
Veteran and senior citizen tax ..	24,905.00

Total tax levy (for rate purposes) \$717,042.71

Per Capita Total Tax Levy ... \$179.71

General tax rate
Adjusted business personalty tax rate	10.42
Adjusted general tax rate	6.76

Current Taxes

1967 taxes levied (total)	\$692,249.19
Collected in 1967	684,567.73
Per cent of levy collected	98.89
Transferred to liens
Adjustments	416.51
Balance December 31, 1967	\$7,264.95

All Prior Years Taxes Outstanding

Balance January 1, 1967	\$7,390.95
Collected in 1967	6,221.90
Adjustments	450.00
Balance December 31, 1967	\$1,679.05

Tax Title Liens Outstanding

Balance January 1, 1967
Redeemed by cash
Adjustments
Balance December 31, 1967

Property Acquired by Deed or Foreclosure

Balance January 1, 1967	\$350.00
Sale for cash
Adjustments
Balance December 31, 1967	\$350.00

CAPITAL DEBT, DECEMBER 31, 1967

Authorized—Issued and Unissued

	Gross Debt	Net Debt
School debt	\$30,000.00
Self-liquidating debt ..	213,651.00
Other capital debt	36,000.00	\$36,000.00
	\$279,651.00	\$36,000.00
Per Cent	1.39	0.17
Per Capita	\$70.09	\$9.02

Issued and Outstanding

School debt	\$30,000.00
Self-liquidating debt	213,651.00
Other capital debt	36,000.00
	\$279,651.00

Equalized Valuation Basis \$20,011,554.00

CURRENT FINANCES DECEMBER 31, 1967

Cash	\$114,986.29
Taxes receivable	8,944.00
Tax title liens
Foreclosed property	350.00
Other receivables	2,365.45
Emergencies and deferred charges ..	2,500.00
State road aid receivable	22,384.09
	\$151,529.83
Cash liabilities	\$39,584.29
Reserves for receivables	11,659.45
Surplus revenue	100,286.09
	\$151,529.83

METUCHEN BOROUGH—MIDDLESEX COUNTY

Population U. S. Census, 1960—14,041
Estimated Population, 1967—17,050

Land Area 2.80 sq. mi.

Net Valuation Taxable \$46,095,640
Equalized Valuation \$105,347,820

EXPENDITURES FOR 1967

General Government

Administrative and executive	\$136,379.96
Assessment and collection of taxes	33,389.99
Financial administration	3,600.00

Public Safety

Fire protection	52,000.00
Police protection	259,300.00
Other protection	7,520.00
Civil defense and disaster control	2,025.00

Streets and Roads

Repairs and maintenance	124,552.22
Street lighting	33,380.05

Sanitation

Street cleaning	10,500.00
Garbage and trash removal	98,135.00
Sanitary sewers	129,740.00

Health and Welfare

Health services	12,330.00
Welfare—public assistance	5,640.00
Hospitals	5,000.00

Recreation

Beaches and boardwalks	21,515.00
Parks and playgrounds	28,550.00
Other recreational services	

Education (excl. school districts)

Libraries	39,000.00
Other educational services	3,500.00

Statutory Expenditures

74,479.00

Unclassified Purposes

2,000.00

Total Municipal Functions \$1,082,536.22

Per Capita—Municipal Functions \$63.49

Capital Improvements

41,877.83

Debt Service

200,125.25

Principal payments ..	\$131,000.00
Interest payments ..	69,125.00

Per Capita—Debt Service \$11.74

Deferred Charges

10,454.69

Total Municipal Expenditures \$1,334,994.04

Required Payments for Local

School, County, and Special District Taxes	2,371,949.56
--	--------------

TOTAL EXPENDITURES \$3,706,943.60

Reserve for Uncollected Taxes... \$138,195.52

GRAND TOTAL \$3,845,139.12

REVENUES REALIZED IN 1967

Surplus revenue appropriated	\$250,000.00
Miscellaneous revenues realized	321,699.08
State aid revenues realized	27,200.98
Delinquent tax and lien collections	91,142.41
Current tax collections	3,123,578.45
Emergency borrowings	

TOTAL REVENUES \$3,813,620.92

CAPITAL OUTLAY (BY ORDINANCE) 1967

Beaches and boardwalks	
Buildings and equipment	\$175,696.19
Parks and playgrounds	281,094.67
Sanitary sewers	
Streets and roads	224,519.19
Water supply	
Other purposes	
	<u>\$681,310.05</u>

TAXES

Local school taxes	\$1,845,586.11
County taxes	526,363.45
Special district taxes	

Local purpose taxes	\$2,371,949.56
Veteran and senior citizen tax ...	91,470.00

Total tax levy (for rate purposes) \$3,285,251.26

Per Capita Total Tax Levy ... \$192.68

General tax rate	
Adjusted business personalty tax rate	11.59
Adjusted general tax rate	6.89

Current Taxes

1967 taxes levied (total)	\$3,221,414.09
Collected in 1967	3,123,578.45
Per cent of levy col-lected	96.96
Transferred to liens	
Adjustments	
Balance December 31, 1967	<u>\$97,835.64</u>

All Prior Years Taxes Outstanding

Balance January 1, 1967	\$135,080.33
Collected in 1967	91,117.74
Adjustments	
Balance December 31, 1967	<u>\$43,962.59</u>

Tax Title Liens Outstanding

Balance January 1, 1967	\$196.62
Redeemed by cash	24.67
Adjustments	
Balance December 31, 1967	<u>\$171.95</u>

Property Acquired by Deed or Foreclosure

Balance January 1, 1967	\$27,275.00
Sale for cash	
Adjustments	
Balance December 31, 1967	<u>\$27,275.00</u>

CAPITAL DEBT, DECEMBER 31, 1967

Authorized—Issued and Unissued

	Gross Debt	Net Debt
School debt	\$1,933,000.00	
Self-liquidating debt ..		
Other capital debt ..	2,869,364.00	\$2,853,737.00
	<u>\$4,802,364.00</u>	<u>\$2,853,737.00</u>
Per Cent	4.97	2.95
Per Capita	<u>\$281.66</u>	<u>\$167.37</u>

Issued and Outstanding

School debt	\$1,933,000.00
Self-liquidating debt ..	
Other capital debt	2,395,471.00
	<u>\$4,328,471.00</u>

Equalized Valuation Basis \$96,469,873.00

CURRENT FINANCES DECEMBER 31, 1967

Cash	\$336,446.06
Taxes receivable	141,798.23
Tax title liens	171.95
Foreclosed property	27,725.00
Other receivables	2,375.06
Emergencies and deferred charges ..	19,256.88
State road aid receivable	
	<u>\$528,273.18</u>
Cash liabilities	\$65,946.44
Reserves for receivables	172,570.24
Surplus revenue	289,756.50
	<u>\$528,273.18</u>

MIDDLE TOWNSHIP—CAPE MAY COUNTY

Population U. S. Census, 1960—6,718
Estimated Population, 1967—7,570

Land Area 73.89 sq. mi.

Net Valuation Taxable \$40,388,812
Equalized Valuation \$41,086,716

EXPENDITURES FOR 1967

General Government

Administrative and executive \$60,770.00
Assessment and collection of taxes 67,290.00
Financial administration 8,190.00

Public Safety

Fire protection
Police protection 60,325.00
Other protection
Civil defense and disaster control 2,750.00

Streets and Roads

Repairs and maintenance 69,706.66
Street lighting 25,000.00

Sanitation

Street cleaning
Garbage and trash removal 49,385.00
Sanitary sewers

Health and Welfare

Health services 8,690.00
Welfare—public assistance 5,490.00
Hospitals

Recreation

Beaches and boardwalks
Parks and playgrounds
Other recreational services 4,355.00

Education (excl. school districts)

Libraries
Other educational services 100.00

Statutory Expenditures

..... 12,008.37

Unclassified Purposes

..... 500.00

Total Municipal Functions \$374,560.03

Per Capita—Municipal Functions

..... \$49.48

Capital Improvements

..... 33,611.11

Debt Service

Principal payments 3,000.00
Interest payments .. \$3,000.00

Per Capita—Debt Service

..... \$0.40

Deferred Charges

..... 39,327.89

Total Municipal Expenditures \$450,499.03

Required Payments for Local

School, County, and Special
District Taxes 912,350.94

TOTAL EXPENDITURES **\$1,362,894.97**

Reserve for Uncollected Taxes...

..... \$139,350.97

GRAND TOTAL **\$1,502,200.94**

REVENUES REALIZED IN 1967

Surplus revenue appropriated \$162,000.00
Miscellaneous revenues realized .. 256,879.56
State aid revenues realized 40,853.85
Delinquent tax and lien collections 109,269.29
Current tax collections 870,003.08
Emergency borrowings

TOTAL REVENUES **\$1,439,005.78**

CAPITAL OUTLAY (BY ORDINANCE) 1967

Beaches and boardwalks
Buildings and equipment
Parks and playgrounds
Sanitary sewers
Streets and roads
Water supply \$12,000.00
Other purposes

..... \$12,000.00

TAXES

Local school taxes \$669,967.43
County taxes 191,383.51
Special district taxes 51,000.00

..... \$912,350.94
Local purpose taxes 67,323.63
Veteran and senior citizen tax ... 17,390.00

Total tax levy (for rate purposes) **\$1,051,064.57**

Per Capita Total Tax Levy ...

..... **\$138.85**

General tax rate
Adjusted business personalty tax

rate 2.95

Adjusted general tax rate 2.44

Current Taxes

1967 taxes levied (total) \$986,903.91

Collected in 1967 870,003.08

Per cent of levy col-
lected 88.15

Transferred to liens 16,642.94

Adjustments 3,421.90

Balance December 31, 1967 \$96,835.99

All Prior Years Taxes Outstanding

Balance January 1, 1967 \$99,414.48

Collected in 1967 97,747.01

Adjustments —1,464.82

Balance December 31, 1967 \$202.65

Tax Title Liens Outstanding

Balance January 1, 1967 \$229,538.10

Redeemed by cash 11,522.28

Adjustments —2,289.23

Balance December 31, 1967 \$215,726.59

Property Acquired by Deed or

Foreclosure

Balance January 1, 1967 \$86,956.25

Sale for cash 12,430.00

Adjustments +42,431.75

Balance December 31, 1967 \$116,958.00

CAPITAL DEBT, DECEMBER 31, 1967

Authorized—Issued and Unissued

	Gross Debt	Net Debt
School debt	\$1,230,000.00
Self-liquidating debt
Other capital debt	129,875.00	\$128,838.00
	\$1,359,875.00	\$128,838.00

Per Cent 3.52

Per Capita **\$179.64** **\$17.02**

Issued and Outstanding

School debt	\$1,224,500.00
Self-liquidating debt
Other capital debt	91,875.00
	\$1,316,375.00

Equalized Valuation Basis \$38,560,970.00

CURRENT FINANCES DECEMBER 31, 1967

Cash	\$505,848.28
Taxes receivable	97,038.34
Tax title liens	215,726.53
Foreclosed property	116,958.00
Other receivables	1,792.40
Emergencies and deferred charges ..	20,000.00
State road aid receivable	36,199.95
	\$993,563.56
Cash liabilities	\$341,579.99
Reserves for receivables	431,515.33
Surplus revenue	220,468.24
	\$993,563.56

MIDDLESEX BOROUGH—MIDDLESEX COUNTY

Population U. S. Census, 1960—10,520
Estimated Population, 1967—13,790

Land Area 3.60 sq. mi.

Net Valuation Taxable \$43,621,320
Equalized Valuation \$90,891,625

EXPENDITURES FOR 1967

General Government	
Administrative and executive	\$121,705.41
Assessment and collection of taxes ..	40,324.59
Financial administration	4,600.00
Public Safety	
Fire protection	44,006.00
Police protection	190,959.88
Other protection	4,800.00
Civil defense and disaster control ..	4,100.00
Streets and Roads	
Repairs and maintenance	124,696.66
Street lighting	25,625.00
Sanitation	
Street cleaning	63,587.00
Garbage and trash removal	110,276.00
Sanitary sewers
Health and Welfare	
Health services	11,490.00
Welfare—public assistance	2,550.00
Hospitals
Recreation	
Beaches and boardwalks
Parks and playgrounds
Other recreational services	25,698.00
Education (excl. school districts)	
Libraries	36,500.00
Other educational services
Statutory Expenditures	
.....	44,423.12
Unclassified Purposes	
.....	2,000.00
Total Municipal Functions	\$857,341.66
Per Capita—Municipal Functions	
.....	\$62.17
Capital Improvements	
.....	95,233.00
Debt Service	
Principal payments ..	\$33,000.00
Interest payments ..	16,185.00
Per Capita—Debt Service	
.....	\$3.57
Deferred Charges	
.....	5,797.35
Total Municipal Expenditures	\$1,007,557.01
Required Payments for Local School, County, and Special District Taxes	
.....	2,020,981.25
TOTAL EXPENDITURES	\$3,028,538.26
Reserve for Uncollected Taxes...	
.....	\$149,625.99
GRAND TOTAL	\$3,178,164.25

REVENUES REALIZED IN 1967

Surplus revenue appropriated	\$40,000.00
Miscellaneous revenues realized ..	685,503.87
State aid revenues realized	34,816.00
Delinquent tax and lien collections ..	59,108.61
Current tax collections	2,452,390.11
Emergency borrowings
TOTAL REVENUES	\$3,271,818.59

CAPITAL OUTLAY (BY ORDINANCE) 1967

Beaches and boardwalks
Buildings and equipment	\$34,640.75
Parks and playgrounds	229,570.21
Sanitary sewers	9,226.23
Streets and roads	55,673.67
Water supply
Other purposes
	\$329,110.86

TAXES

Local school taxes	\$1,567,495.25
County taxes	453,486.00
Special district taxes
	\$2,020,981.25
Local purpose taxes	467,036.00
Veteran and senior citizen tax ...	83,340.00
Total tax levy (for rate purposes)	\$2,570,357.25
Per Capita Total Tax Levy ...	
.....	\$186.39
General tax rate
Adjusted business personalty tax rate	7.12
Adjusted general tax rate	5.83
Current Taxes	
1967 taxes levied (total)	\$2,523,015.66
Collected in 1967	2,452,390.11
Per cent of levy collected	97.20
Transferred to liens
Adjustments
Balance December 31, 1967	\$70,625.55
All Prior Years Taxes Outstanding	
Balance January 1, 1967	\$60,467.64
Collected in 1967	58,516.94
Adjustments	+2,958.22
Balance December 31, 1967	\$4,908.92
Tax Title Liens Outstanding	
Balance January 1, 1967	\$7,113.42
Redeemed by cash	591.67
Adjustments
Balance December 31, 1967	\$6,521.75
Property Acquired by Deed or Foreclosure	
Balance January 1, 1967	\$70,610.50
Sale for cash
Adjustments
Balance December 31, 1967	\$70,610.50

CAPITAL DEBT, DECEMBER 31, 1967

Authorized—Issued and Unissued		
	Gross Debt	Net Debt
School debt	\$2,752,000.00
Self-liquidating debt ..	234,000.00
Other capital debt	847,400.00	\$812,114.00
	\$3,833,400.00	\$812,114.00
Per Cent	4.90	1.03
Per Capita	\$277.98	\$58.89

Issued and Outstanding

School debt	\$2,752,000.00
Self-liquidating debt	234,000.00
Other capital debt	727,000.00
	\$3,713,000.00

Equalized Valuation Basis \$78,183,468.00

CURRENT FINANCES DECEMBER 31, 1967

Cash	\$525,859.08
Taxes receivable	75,534.47
Tax title liens	6,521.75
Foreclosed property	70,610.50
Other receivables	10,526.58
Emergencies and deferred charges ..	12,147.00
State road aid receivable	65,628.00
	\$766,827.38
Cash liabilities	\$148,141.99
Reserves for receivables	163,193.30
Surplus revenue	455,492.09
	\$766,827.38

MIDDLETOWN TOWNSHIP—MONMOUTH COUNTY

Population U. S. Census, 1950—39,675
Estimated Population, 1967—49,970

Land Area 38.20 sq. mi.

Net Valuation Taxable \$247,452,818
Equalized Valuation \$293,810,294

EXPENDITURES FOR 1967

General Government

Administrative and executive	\$359,399.23
Assessment and collection of taxes ..	88,299.10
Financial administration	24,806.40

Public Safety

Fire protection	113,240.00
Police protection	611,027.14
Other protection	43,574.50
Civil defense and disaster control ..	12,236.00

Streets and Roads

Repairs and maintenance	411,388.00
Street lighting	77,300.00

Sanitation

Street cleaning	18,043.00
Garbage and trash removal	54,747.90
Sanitary sewers	

Health and Welfare

Health services	96,000.00
Welfare—public assistance	32,492.50
Hospitals	6,000.00

Recreation

Beaches and boardwalks	15,935.80
Parks and playgrounds	125,020.92
Other recreational services	

Education (excl. school districts)

Libraries	116,300.00
Other educational services	4,300.00

Statutory Expenditures

.....	113,631.69
-------	------------

Unclassified Purposes

.....	8,000.00
-------	----------

Total Municipal Functions \$2,331,742.09

Per Capita—Municipal Functions

.....	\$46.66
-------	---------

Capital Improvements

.....	434,500.91
-------	------------

Debt Service

Principal payments .. \$65,000.00	93,170.00
Interest payments ..	28,170.00

Per Capita—Debt Service

.....	\$1.86
-------	--------

Deferred Charges

.....	50,884.00
-------	-----------

Total Municipal Expenditures \$2,910,297.00

Required Payments for Local

School, County, and Special	
-----------------------------	--

District Taxes	7,352,267.18
----------------------	--------------

TOTAL EXPENDITURES \$10,262,564.18

Reserve for Uncollected Taxes...

.....	\$593,515.85
-------	--------------

GRAND TOTAL \$10,856,080.03

REVENUES REALIZED IN 1967

Surplus revenue appropriated	\$650,000.00
Miscellaneous revenues realized ..	1,039,134.49
State aid revenues realized	164,335.00
Delinquent tax and lien collections ..	375,042.53
Current tax collections	8,385,094.56
Emergency borrowings	

TOTAL REVENUES \$10,613,606.58

CAPITAL OUTLAY (BY

ORDINANCE) 1967

Beaches and boardwalks	\$81,556.54
Buildings and equipment	77,398.80
Parks and playgrounds	
Sanitary sewers	42,875.69
Streets and roads	442,301.68
Water supply	146,015.24
Other purposes	

\$790,147.95

TAXES

Local school taxes	\$5,506,104.25
County taxes	1,636,162.93
Special district taxes	210,000.00

\$7,352,267.18

Local purpose taxes	1,406,196.85
Veteran and senior citizen tax ...	281,890.00

Total tax levy (for rate purposes) \$9,040,354.03

Per Capita Total Tax Levy ... \$180.92

General tax rate	
Adjusted business personalty tax	4.286
Adjusted general tax rate	3.551

Current Taxes

1967 taxes levied (total)	\$8,875,168.47
Collected in 1967	8,385,094.56
Per cent of levy col-	
lected	94.47
Transferred to liens	
Adjustments	
Balance December 31, 1967	\$490,073.91

All Prior Years Taxes Outstanding

Balance January 1, 1967	\$368,761.09
Collected in 1967	353,390.34
Adjustments	
Balance December 31, 1967	\$15,370.75

Tax Title Liens Outstanding

Balance January 1, 1967	\$93,998.54
Redeemed by cash	21,652.19
Adjustments	
Balance December 31, 1967	\$72,346.35

Property Acquired by Deed or

Foreclosure	
-------------	--

Balance January 1, 1967	\$107,234.07
Sale for cash	5,330.00
Adjustments	
Balance December 31, 1967	\$101,904.07

CAPITAL DEBT, DECEMBER 31, 1967

Authorized—Issued and Unissued

	Gross Debt	Net Debt
School debt	\$11,598,000.00	\$456,751.00
Self-liquidating debt		
Other capital debt ...	4,602,707.00	4,602,707.00
	\$16,200,707.00	\$5,059,458.00

Per Cent 5.81

Per Capita \$324.21 \$101.25

Issued and Outstanding

School debt	\$9,698,000.00
Self-liquidating debt	
Other capital debt	2,559,000.00
	\$12,257,000.00

Equalized Valuation Basis\$278,531,227.00

CURRENT FINANCES DECEMBER 31, 1967

Cash	\$4,008,888.08
Taxes receivable	505,444.66
Tax title liens	72,346.35
Foreclosed property	101,904.07
Other receivables	67,375.16
Emergencies and deferred charges ..	57,509.00
State road aid receivable	194,022.00
	\$5,007,489.32

Cash Liabilities \$2,996,125.63

Reserves for receivables 747,070.24

Surplus revenue 1,264,293.45

\$5,007,489.32

MIDLAND PARK BOROUGH—BERGEN COUNTY

Population U. S. Census, 1960—7,543
Estimated Population, 1967—8,390

Land Area 1.69 sq. mi.

Net Valuation Taxable \$50,846,173
Equalized Valuation \$57,020,986

EXPENDITURES FOR 1967

General Government

Administrative and executive	\$68,570.00
Assessment and collection of taxes	37,605.00
Financial administration	3,550.00

Public Safety

Fire protection	20,240.00
Police protection	114,875.00
Other protection	2,885.00
Civil defense and disaster control	2,140.00

Streets and Roads

Repairs and maintenance	63,175.00
Street lighting	14,500.00

Sanitation

Street cleaning
Garbage and trash removal
Sanitary sewers	15,000.00

Health and Welfare

Health services	16,024.30
Welfare—public assistance	3,600.00
Hospitals

Recreation

Beaches and boardwalks
Parks and playgrounds	8,760.00
Other recreational services

Education (excl. school districts)

Libraries	23,685.00
Other educational services	1,150.00

Statutory Expenditures

.....	17,800.00
-------	-----------

Unclassified Purposes

.....	500.00
-------	--------

Total Municipal Functions \$414,059.30

Per Capita—Municipal Functions \$49.35

Capital Improvements

.....	56,000.00
-------	-----------

Debt Service

Principal payments
Interest payments

Per Capita—Debt Service

Deferred Charges

.....
-------	-------

Total Municipal Expenditures \$470,059.30

Required Payments for Local

School, County, and Special District Taxes	1,406,838.15
--	--------------

TOTAL EXPENDITURES \$1,876,897.45

Reserve for Uncollected Taxes...

.....	\$116,393.27
-------	--------------

GRAND TOTAL \$1,993,290.72

REVENUES REALIZED IN 1967

Surplus revenue appropriated	\$190,000.00
Miscellaneous revenues realized ..	108,289.24
State aid revenues realized	19,690.00
Delinquent tax and lien collections ..	19,400.13
Current tax collections	1,639,639.89
Emergency borrowings

TOTAL REVENUES \$1,977,719.26

CAPITAL OUTLAY (BY ORDINANCE) 1967

Beaches and boardwalks
Buildings and equipment	\$2,940.95
Parks and playgrounds
Sanitary sewers
Streets and roads	1,717.11
Water supply
Other purposes
.....	\$4,658.66

TAXES

Local school taxes	\$1,214,363.25
County taxes	192,474.90
Special district taxes

\$1,406,838.15

Local purpose taxes	243,497.73
Veteran and senior citizen tax ...	52,960.00

Total tax levy (for rate purposes) \$1,703,295.88

Per Capita Total Tax Levy ... \$203.02

General tax rate
Adjusted business personalty tax rate	5.54
Adjusted general tax rate	3.26

Current Taxes

1967 taxes levied (total)	\$1,659,724.15
Collected in 1967	1,639,639.89
Per cent of levy collected	98.78
Transferred to liens	309.70
Adjustments	4,599.62
Balance December 31, 1967	\$15,174.94

All Prior Years Taxes Outstanding

Balance January 1, 1967	\$19,568.35
Collected in 1967	19,400.13
Adjustments	—168.22
Balance December 31, 1967

Tax Title Liens Outstanding

Balance January 1, 1967	\$1,317.62
Redeemed by cash
Adjustments	+374.60
Balance December 31, 1967	\$1,692.22

Property Acquired by Deed or

Foreclosure
Balance January 1, 1967	\$300.00
Sale for cash
Adjustments
Balance December 31, 1967	\$300.00

CAPITAL DEBT, DECEMBER 31, 1967

Authorized—Issued and Unissued

	Gross Debt	Net Debt
School debt	\$1,048,000.00
Self-liquidating debt
Other capital debt	3,600,000.00	\$3,600,000.00
.....	\$4,648,000.00	\$3,600,000.00
Per Cent	8.69	6.73
Per Capita	\$553.99	\$429.08

Issued and Outstanding

School debt	\$1,048,000.00
Self-liquidating debt
Other capital debt
.....	\$1,048,000.00

Equalized Valuation Basis \$53,445,324.00

CURRENT FINANCES DECEMBER 31, 1967

Cash	\$363,191.73
Taxes receivable	15,174.94
Tax title liens	1,692.22
Foreclosed property	300.00
Other receivables
Emergencies and deferred charges ..	35,200.00
State road aid receivable	19,690.00
.....	\$435,248.89
Cash liabilities	\$110,823.14
Reserves for receivables	17,167.16
Surplus revenue	307,258.59
.....	\$435,248.89

MILFORD BOROUGH—HUNTERDON COUNTY

Population U. S. Census, 1960—1,114
Estimated Population, 1967—1,330

Land Area 1.30 sq. ml.

Net Valuation Taxable \$19,195,878
Equalized Valuation \$17,416,501

EXPENDITURES FOR 1967

General Government	
Administrative and executive	\$19,418.00
Assessment and collection of taxes	3,608.34
Financial administration	1,900.00
Public Safety	
Fire protection	10,500.00
Police protection	12,775.00
Other protection	400.00
Civil defense and disaster control	600.00
Streets and Roads	
Repairs and maintenance	15,800.00
Street lighting	4,600.00
Sanitation	
Street cleaning	7,800.00
Garbage and trash removal	30,000.00
Sanitary sewers	
Health and Welfare	
Health services	3,200.00
Welfare—public assistance	305.00
Hospitals	
Recreation	
Beaches and boardwalks	2,900.00
Parks and playgrounds	
Other recreational services	
Education (excl. school districts)	
Libraries	7,000.00
Other educational services	
Statutory Expenditures	
.....	4,500.10
Unclassified Purposes	
.....	1,000.00
Total Municipal Functions	\$126,306.44
Per Capita—Municipal Functions	
.....	\$94.97
Capital Improvements	
.....	4,909.00
Debt Service	
Principal payments	
Interest payments	
Per Capita—Debt Service	
.....	
Deferred Charges	
.....	32.23
Total Municipal Expenditures	\$131,247.67
Required Payments for Local School, County, and Special District Taxes	
.....	347,735.06
TOTAL EXPENDITURES	\$478,982.73
Reserve for Uncollected Taxes...	
.....	\$26,805.14
GRAND TOTAL	\$505,787.87

REVENUES REALIZED IN 1967

Surplus revenue appropriated	\$25,000.00
Miscellaneous revenues realized ..	46,991.14
State aid revenues realized	3,763.00
Delinquent tax and lien collections ..	18,929.94
Current tax collections	413,170.58
Emergency borrowings	
TOTAL REVENUES	\$507,854.66

CAPITAL OUTLAY (BY ORDINANCE) 1967

Beaches and boardwalks	
Buildings and equipment	\$7,000.00
Parks and playgrounds	
Sanitary sewers	
Streets and roads	
Water supply	
Other purposes	
	\$7,000.00

TAXES

Local school taxes	\$278,579.51
County taxes	69,155.55
Special district taxes	
	\$347,735.06
Local purpose taxes	81,144.47
Veteran and senior citizen tax ...	8,180.00
Total tax levy (for rate purposes)	\$437,059.53
Per Capita Total Tax Levy ...	
.....	\$328.62
General tax rate	
.....	
Adjusted business personalty tax rate	
.....	2.66
Adjusted general tax rate	
.....	2.06
Current Taxes	
1967 taxes levied (total)	\$431,950.27
Collected in 1967	413,170.58
Per cent of levy col- lected	95.65
Transferred to liens	
Adjustments	
Balance December 31, 1967	\$18,779.69
All Prior Years Taxes Outstanding	
Balance January 1, 1967	\$20,499.74
Collected in 1967	18,929.94
Adjustments	—1,033.79
Balance December 31, 1967	\$536.01
Tax Title Liens Outstanding	
Balance January 1, 1967	
Redeemed by cash	
Adjustments	
Balance December 31, 1967	
Property Acquired by Deed or Foreclosure	
Balance January 1, 1967	
Sale for cash	
Adjustments	
Balance December 31, 1967	

CAPITAL DEBT, DECEMBER 31, 1967

Authorized—Issued and Unissued

	Gross Debt	Net Debt
School debt	\$204,128.00	
Self-liquidating debt ..		
Other capital debt	118,000.00	\$118,000.00
	\$322,128.00	\$118,000.00
Per Cent	2.64	0.96
Per Capita	\$242.20	\$88.72

Issued and Outstanding

School debt	\$204,128.00
Self-liquidating debt	
Other capital debt	
	\$204,128.00

Equalized Valuation Basis \$12,185,821.00

CURRENT FINANCES DECEMBER 31, 1967

Cash	\$185,461.96
Taxes receivable	19,315.70
Tax title liens	
Foreclosed property	
Other receivables	607.24
Emergencies and deferred charges ..	240.77
State road aid receivable	2,860.00
	\$208,485.67
Cash liabilities	\$117,789.35
Reserves for receivables	19,922.94
Surplus revenue	70,773.38
	\$208,485.67

MILLBURN TOWNSHIP—ESSEX COUNTY

Population U. S. Census, 1960—18,799
Estimated Population, 1967—21,410

Land Area 10.00 sq. mi.

Net Valuation Taxable \$273,054,600
Equalized Valuation \$305,549,865

EXPENDITURES FOR 1967

General Government	
Administrative and executive	\$341,741.57
Assessment and collection of taxes	58,856.00
Financial administration	25,900.00
Public Safety	
Fire protection	542,485.00
Police protection	484,350.00
Other protection	21,712.00
Civil defense and disaster control	3,000.00
Streets and Roads	
Repairs and maintenance	365,131.66
Street lighting	55,000.00
Sanitation	
Street cleaning	94,739.06
Garbage and trash removal	36,325.00
Sanitary sewers	27,520.95
Health and Welfare	
Health services	2,755.00
Welfare—public assistance	3,500.00
Hospitals	
Recreation	
Beaches and boardwalks	137,415.00
Parks and playgrounds	
Other recreational services	
Education (excl. school districts)	
Libraries	96,784.00
Other educational services	925.00
Statutory Expenditures	
	208,830.12
Unclassified Purposes	
Total Municipal Functions	\$2,506,970.36

Per Capita—Municipal Functions	\$117.09
Capital Improvements	190,133.18
Debt Service	124,444.25
Principal payments .	\$107,000.00
Interest payments ..	17,444.25
Per Capita—Debt Service	\$5.81
Deferred Charges	202.79
Total Municipal Expenditures	\$2,821,750.58

Required Payments for Local School, County, and Special District Taxes	6,825,098.57
---	--------------

TOTAL EXPENDITURES \$9,646,849.15

Reserve for Uncollected Taxes..	\$743,386.40
--	---------------------

GRAND TOTAL \$10,390,235.55

REVENUES REALIZED IN 1967

Surplus revenue appropriated	\$730,000.00
Miscellaneous revenues realized ..	1,284,590.64
State aid revenues realized	68,065.33
Delinquent tax and lien collections ..	131,164.24
Current tax collections	8,251,321.48
Emergency borrowings	

TOTAL REVENUES \$10,465,141.69

CAPITAL OUTLAY (BY ORDINANCE) 1967

Beaches and boardwalks	\$12,534.62
Buildings and equipment	6,088.83
Parks and playgrounds	8,111.35
Sanitary sewers	24,161.00
Streets and roads	
Water supply	59,705.68
Other purposes	
	\$110,601.48

TAXES

Local school taxes	\$3,682,636.73
County taxes	3,142,461.84
Special district taxes	
	\$6,825,098.57
Local purpose taxes	1,577,212.24
Veteran and senior citizen tax ...	93,290.00
Total tax levy (for rate purposes)	\$8,495,600.81

Per Capita Total Tax Levy ...	\$396.81
General tax rate	
Adjusted business personalty tax rate	5.62
Adjusted general tax rate	3.06

Current Taxes	
1967 taxes levied (total)	\$8,520,226.80
Collected in 1967	8,251,321.48
Per cent of levy col-lected	96.84
Transferred to liens	2,977.38
Adjustments	55,114.09
Balance December 31, 1967	\$210,813.85

All Prior Years Taxes Outstanding	
Balance January 1, 1967	\$287,393.99
Collected in 1967	131,164.24
Adjustments	—3,220.13
Balance December 31, 1967	\$153,009.62

Tax Title Liens Outstanding	
Balance January 1, 1967	\$907.65
Redeemed by cash	
Adjustments	+4,061.22
Balance December 31, 1967	\$4,968.87

Property Acquired by Deed or Foreclosure	
Balance January 1, 1967	\$7,900.00
Sale for cash	
Adjustments	+7,400.00
Balance December 31, 1967	\$15,300.00

CAPITAL DEBT, DECEMBER 31, 1967

Authorized—Issued and Unissued

	Gross Debt	Net Debt
School debt	\$7,981,000.00	
Self-liquidating debt ..		\$556,000.00
Other capital debt	556,000.00	
	\$8,537,000.00	\$556,000.00

Per Cent	2.92	0.19
Per Capita	\$398.74	\$25.97

Issued and Outstanding

School debt	\$7,981,000.00
Self-liquidating debt	
Other capital debt	546,000.00
	\$8,527,000.00

Equalized Valuation Basis \$292,125,406.00

CURRENT FINANCES DECEMBER 31, 1967

Cash	\$1,984,779.43
Taxes receivable	363,823.47
Tax title liens	4,968.87
Foreclosed property	15,300.00
Other receivables	15.00
Emergencies and deferred charges ..	
State road aid receivable	61,343.17
	\$2,430,229.94
Cash liabilities	\$467,167.74
Reserves for receivables	384,107.34
Surplus revenue	1,578,954.86
	\$2,430,229.94

MILLSTONE BOROUGH—SOMERSET COUNTY

Population U. S. Census, 1960—409
Estimated Population, 1967—550

Land Area 0.60 sq. mi.

Net Valuation Taxable \$1,802,268
Equalized Valuation \$3,604,536

EXPENDITURES FOR 1967

General Government	
Administrative and executive	\$4,135.00
Assessment and collection of taxes	1,500.00
Financial administration
Public Safety	
Fire protection	150.00
Police protection	375.00
Other protection	90.00
Civil defense and disaster control
Streets and Roads	
Repairs and maintenance	2,650.00
Street lighting	1,000.00
Sanitation	
Street cleaning
Garbage and trash removal	2,300.00
Sanitary sewers
Health and Welfare	
Health services	375.00
Welfare—public assistance	130.00
Hospitals
Recreation	
Beaches and boardwalks
Parks and playgrounds
Other recreational services
Education (excl. school districts)	
Libraries	100.00
Other educational services
Statutory Expenditures	
.....	200.00
Unclassified Purposes	
.....	300.00
Total Municipal Functions	\$13,305.00
Per Capita—Municipal Functions	
.....	\$24.19
Capital Improvements	
.....	5,000.00
Debt Service	
Principal payments
Interest payments
Per Capita—Debt Service	
.....
Deferred Charges	
.....	4,109.83
Total Municipal Expenditures	\$22,414.83
Required Payments for Local School, County, and Special District Taxes	
.....	98,705.17
TOTAL EXPENDITURES	\$121,120.00
Reserve for Uncollected Taxes...	
.....	\$8,369.33
GRAND TOTAL	\$129,489.33

REVENUES REALIZED IN 1967

Surplus revenue appropriated	\$15,000.00
Miscellaneous revenues realized ..	12,451.75
State aid revenues realized	308.00
Delinquent tax and lien collections ..	5,029.16
Current tax collections	92,923.21
Emergency borrowings

TOTAL REVENUES \$125,712.12

CAPITAL OUTLAY (BY ORDINANCE) 1967

Beaches and boardwalks
Buildings and equipment
Parks and playgrounds
Sanitary sewers
Streets and roads
Water supply
Other purposes	\$300.00
.....	\$300.00

TAXES

Local school taxes	\$84,382.50
County taxes	14,322.67
Special district taxes
.....	\$98,705.17
Local purpose taxes	86.76
Veteran and senior citizen tax ...	3,090.00
Total tax levy (for rate purposes)	\$101,881.93

Per Capita Total Tax Levy ... \$185.24

General tax rate
Adjusted business personality tax rate	9.96
Adjusted general tax rate	5.64

Current Taxes

1967 taxes levied (total)	\$99,376.44
Collected in 1967	92,923.21
Per cent of levy col-lected	93.50
Transferred to liens
Adjustments	637.86
Balance December 31, 1967	\$5,815.37

All Prior Years Taxes Outstanding

Balance January 1, 1967	\$5,606.65
Collected in 1967	5,029.16
Adjustments
Balance December 31, 1967	\$577.49

Tax Title Liens Outstanding

Balance January 1, 1967
Redeemed by cash
Adjustments
Balance December 31, 1967

Property Acquired by Deed or Foreclosure

Balance January 1, 1967
Sale for cash
Adjustments
Balance December 31, 1967

CAPITAL DEBT, DECEMBER 31, 1967

Authorized—Issued and Unissued

	Gross Debt	Net Debt
School debt
Self-liquidating debt
Other capital debt
.....
Per Cent
Per Capita

Issued and Outstanding

School debt
Self-liquidating debt
Other capital debt

Equalized Valuation Basis \$3,383,963.00

CURRENT FINANCES DECEMBER 31, 1967

Cash	\$23,493.40
Taxes receivable	6,392.86
Tax title liens
Foreclosed property
Other receivables	14,705.09
Emergencies and deferred charges
State road aid receivable
.....	\$44,591.35
Cash liabilities	\$8,741.77
Reserves for receivables	21,097.95
Surplus revenue	14,751.63
.....	\$44,591.35

MILLSTONE TOWNSHIP—MONMOUTH COUNTY

Population U. S. Census, 1960—2,550
Estimated Population, 1967—2,930

Land Area 37.36 sq. ml.

Net Valuation Taxable \$13,377,343
Equalized Valuation \$18,684,023

EXPENDITURES FOR 1967

General Government	
Administrative and executive	\$18,150.28
Assessment and collection of taxes	9,137.77
Financial administration	3,100.00
Public Safety	
Fire protection	3,000.00
Police protection	6,185.62
Other protection	776.25
Civil defense and disaster control
Streets and Roads	
Repairs and maintenance	104,362.56
Street lighting	1,214.30
Sanitation	
Street cleaning
Garbage and trash removal	1,000.00
Sanitary sewers
Health and Welfare	
Health services	2,369.50
Welfare—public assistance	2,335.00
Hospitals
Recreation	
Beaches and boardwalks
Parks and playgrounds
Other recreational services
Education (excl. school districts)	
Libraries
Other educational services
Statutory Expenditures	1,168.72
Unclassified Purposes	300.00
Total Municipal Functions	\$153,100.00
Per Capita—Municipal Functions	\$52.25
Capital Improvements	26,000.00
Debt Service	
Principal payments
Interest payments
Per Capita—Debt Service	
Deferred Charges	25,667.74
Total Municipal Expenditures	\$204,767.74
Required Payments for Local School, County, and Special District Taxes	
	443,377.37
TOTAL EXPENDITURES	\$648,145.11
Reserve for Uncollected Taxes...	\$76,232.26
GRAND TOTAL	\$724,377.37

REVENUES REALIZED IN 1967

Surplus revenue appropriated	\$57,000.00
Miscellaneous revenues realized	78,208.99
State aid revenues realized	26,001.00
Delinquent tax and lien collections	48,950.71
Current tax collections	433,458.05
Emergency borrowings
TOTAL REVENUES	\$643,618.75

CAPITAL OUTLAY (BY ORDINANCE) 1967

Beaches and boardwalks
Buildings and equipment
Parks and playgrounds
Sanitary sewers
Streets and roads
Water supply
Other purposes

TAXES

Local school taxes	\$336,042.50
County taxes	107,334.87
Special district taxes
	\$443,377.37
Local purpose taxes	73,400.00
Veteran and senior citizen tax	11,490.00
Total tax levy (for rate purposes)	\$528,267.37
Per Capita Total Tax Levy	
General tax rate	\$180.30
Adjusted business personalty tax rate	4.396
Adjusted general tax rate	3.938
Current Taxes	
1967 taxes levied (total)	\$520,821.38
Collected in 1967	433,458.05
Per cent of levy collected	83.22
Transferred to liens	8,221.03
Adjustments	704.66
Balance December 31, 1967	\$78,437.64
All Prior Years Taxes Outstanding	
Balance January 1, 1967	\$41,926.44
Collected in 1967	41,567.12
Adjustments	+769.50
Balance December 31, 1967	\$1,128.82
Tax Title Liens Outstanding	
Balance January 1, 1967	\$35,164.41
Redeemed by cash	7,383.59
Adjustments	984.00
Balance December 31, 1967	\$26,796.82
Property Acquired by Deed or Foreclosure	
Balance January 1, 1967	\$8,135.00
Sale for cash	7,850.00
Adjustments	+6,205.00
Balance December 31, 1967	\$6,490.00

CAPITAL DEBT, DECEMBER 31, 1967

Authorized—Issued and Unissued

	Gross Debt	Net Debt
School debt	\$215,000.00
Self-liquidating debt
Other capital debt
	\$215,000.00
Per Cent	1.35
Per Capita	\$73.38

Issued and Outstanding

School debt	\$215,000.00
Self-liquidating debt
Other capital debt
	\$215,000.00

Equalized Valuation Basis \$15,876,638.00

CURRENT FINANCES DECEMBER 31, 1967

Cash	\$137,032.66
Taxes receivable	79,566.46
Tax title liens	26,796.82
Foreclosed property	6,490.00
Other receivables
Emergencies and deferred charges	22,222.47
State road aid receivable	21,134.00
	\$293,242.41
Cash liabilities	\$113,062.01
Reserves for receivables	112,853.28
Surplus revenue	67,327.12
	\$293,242.41

MILLTOWN BOROUGH—MIDDLESEX COUNTY

Population U. S. Census, 1960—5,435
Estimated Population, 1967—6,440

Land Area 1.60 sq. mi.

Net Valuation Taxable \$21,314,280
Equalized Valuation \$43,501,822

EXPENDITURES FOR 1967

General Government		
Administrative and executive	\$57,815.00	
Assessment and collection of taxes ..	26,975.00	
Financial administration	2,500.00	
Public Safety		
Fire protection	17,890.00	
Police protection	86,170.00	
Other protection	2,900.00	
Civil defense and disaster control ..	1,600.00	
Streets and Roads		
Repairs and maintenance	39,255.00	
Street lighting	9,825.00	
Sanitation		
Street cleaning	11,480.00	
Garbage and trash removal	41,350.00	
Sanitary sewers	12,747.00	
Health and Welfare		
Health services	4,425.00	
Welfare—public assistance	2,050.00	
Hospitals	
Recreation		
Beaches and boardwalks	30,315.00	
Parks and playgrounds	41,350.00	
Other recreational services	12,300.00	
Education (excl. school districts)		
Libraries	4,500.00	
Other educational services	550.00	
Statutory Expenditures	16,315.00	
Unclassified Purposes	2,000.00	
Total Municipal Functions	\$382,962.00	
Per Capita—Municipal Functions	\$59.47	
Capital Improvements		
Debt Service	12,540.00	
Principal payments ..	\$8,500.00	
Interest payments ..	4,040.00	
Per Capita-Debt Service	\$1.95	
Deferred Charges	5,695.99	
Total Municipal Expenditures	\$405,197.99	
Required Payments for Local School, County, and Special District Taxes		
.....	910,332.00	
TOTAL EXPENDITURES	\$1,315,529.99	
Reserve for Uncollected Taxes...	\$41,060.89	
GRAND TOTAL	\$1,356,590.88	

REVENUES REALIZED IN 1967

Surplus revenue appropriated ..	\$55,000.00
Miscellaneous revenues realized ..	313,795.41
State aid revenues realized	2,906.00
Delinquent tax and lien collections ..	18,243.66
Current tax collections	962,668.28
Emergency borrowings
TOTAL REVENUES	\$1,352,613.35

CAPITAL OUTLAY (BY ORDINANCE) 1967

Beaches and boardwalks	\$16,757.21
Buildings and equipment	54,174.22
Parks and playgrounds	20,754.78
Sanitary sewers	111,028.04
Streets and roads
Water supply	232.00
Other purposes
.....	\$202,946.25

TAXES

Local school taxes	\$692,652.50
County taxes	217,679.50
Special district taxes
.....	\$910,332.00
Local purpose taxes	64,987.85
Veteran and senior citizen tax ...	41,800.00
Total tax levy (for rate purposes) ..	\$1,017,119.85

Per Capita Total Tax Levy ... \$157.94

General tax rate
Adjusted business personalty tax rate	8.99
Adjusted general tax rate	4.57

Current Taxes

1967 taxes levied (total)	\$956,887.95
Collected in 1967	962,668.28
Per cent of levy col-lected	97.54
Transferred to liens	1,897.71
Adjustments
Balance December 31, 1967	\$22,921.96

All Prior Years Taxes Outstanding

Balance January 1, 1967	\$22,033.98
Collected in 1967	16,852.23
Adjustments	-654.79
Balance December 31, 1967	\$4,526.66

Tax Title Liens Outstanding

Balance January 1, 1967	\$3,363.80
Redeemed by cash	1,391.43
Adjustments	+2,400.52
Balance December 31, 1967	\$4,393.19

Property Acquired by Deed or Foreclosure

Balance January 1, 1967	\$150.00
Sale for cash
Adjustments
Balance December 31, 1967	\$150.00

CAPITAL DEBT, DECEMBER 31, 1967

Authorized—Issued and Unissued

	Gross Debt	Net Debt
School debt	\$579,000.00
Self-liquidating debt ..	74,000.00
Other capital debt	355,500.00	\$355,500.00
.....	\$1,008,500.00	\$355,500.00
Per Cent	2.39	0.84
Per Capita	\$156.60	\$55.20

Issued and Outstanding

School debt	\$579,000.00
Self-liquidating debt	54,000.00
Other capital debt	276,500.00
.....	\$909,500.00

Equalized Valuation Basis \$42,111,728.00

CURRENT FINANCES DECEMBER 31, 1967

Cash	\$111,521.35
Taxes receivable	26,848.92
Tax title liens	4,393.19
Tax title liens	150.00
Foreclosed property	3,061.07
Other receivables	15,815.00
Emergencies and deferred charges
State road aid receivable
.....	\$161,789.53
Cash liabilities	\$57,239.88
Reserves for receivables	34,453.18
Surplus revenue	70,096.47
.....	\$161,789.53

MILLVILLE CITY—CUMBERLAND COUNTY

Population U. S. Census, 1960—19,096
Estimated Population, 1967—22,520

Land Area 44.30 sq. mi.

Net Valuation Taxable \$35,507,358
Equalized Valuation \$98,248,800

EXPENDITURES FOR 1967

General Government

Administrative and executive	\$128,405.00
Assessment and collection of taxes ..	60,258.00
Financial administration	13,600.00

Public Safety

Fire protection	101,239.60
Police protection	251,123.40
Other protection	19,225.00
Civil defense and disaster control ..	3,250.00

Streets and Roads

Repairs and maintenance	166,975.00
Street lighting	77,500.00

Sanitation

Street cleaning
Garbage and trash removal	50,792.00
Sanitary sewers

Health and Welfare

Health services	19,675.00
Welfare—public assistance	24,535.00
Hospitals	10,000.00

Recreation

Beaches and boardwalks
Parks and playgrounds	28,625.00
Other recreational services	8,200.00

Education (excl. school districts)

Libraries	31,500.00
Other educational services	1,500.00

Statutory Expenditures

62,861.94

Unclassified Purposes

1,650.00

Total Municipal Functions \$1,060,914.94

Per Capita—Municipal Functions \$47.11

Capital Improvements

172,750.00

Debt Service

*291,947.20

Principal payments ..	\$158,000.00
Interest payments ..	133,947.20

Per Capita—Debt Service \$12.96

Deferred Charges

.....

Total Municipal Expenditures \$1,525,612.14

Required Payments for Local

School, County, and Special District Taxes	1,997,817.31
--	--------------

TOTAL EXPENDITURES \$3,523,429.45

Reserve for Uncollected Taxes...

\$159,832.37

GRAND TOTAL \$3,683,261.82

REVENUES REALIZED IN 1967

Surplus revenue appropriated	\$120,000.00
Miscellaneous revenues realized ..	440,787.88
State aid revenues realized	207,813.78
Delinquent tax and lien collections ..	97,530.59
Current tax collections	2,921,524.28
Emergency borrowings

TOTAL REVENUES \$3,787,656.83

CAPITAL OUTLAY (BY ORDINANCE) 1967

Beaches and boardwalks
Buildings and equipment	**\$158,684.97
Parks and playgrounds	7,250.00
Sanitary sewers
Streets and roads	7,349.66
Water supply	138,212.40
Other purposes	240,534.86
	\$552,031.89

TAXES

Local school taxes	\$1,462,806.50
County taxes	791,712.25
Special district taxes

Local purpose taxes	\$2,254,518.75
Veteran and senior citizen tax ..	779,034.46
	130,865.00

Total tax levy (for rate purposes) \$3,164,418.21

Per Capita Total Tax Levy ... \$140.52

General tax rate	8.89
Adjusted business personalty tax rate
Adjusted general tax rate

Current Taxes

1967 taxes levied (total)	\$3,047,277.15
Collected in 1967	2,921,524.58
Per cent of levy collected	95.87
Transferred to liens	6,608.12
Adjustments	10,496.02
Balance December 31, 1967	\$108,648.43

All Prior Years Taxes Outstanding

Balance January 1, 1967	\$102,824.75
Collected in 1967	95,913.56
Adjustments	—3,519.79
Balance December 31, 1967	\$3,391.40

Tax Title Liens Outstanding

Balance January 1, 1967	\$21,310.21
Redeemed by cash	1,617.03
Adjustments	+3,526.39
Balance December 31, 1967	\$23,219.57

Property Acquired by Deed or

Foreclosure	
Balance January 1, 1967	\$41,325.00
Sale for cash	13,650.00
Adjustments	+13,650.00
Balance December 31, 1967	\$41,325.00

CAPITAL DEBT, DECEMBER 31, 1967

Authorized—Issued and Unissued

	Gross Debt	Net Debt
School debt	\$5,151,000.00	\$1,814,448.00
Self-liquidating debt ..	1,604,202.00
Other capital debt	1,183,715.00	1,073,715.00
	\$7,938,917.00	\$2,888,163.00
Per Cent	9.51	3.46
Per Capita	\$352.53	\$128.25

Issued and Outstanding

School debt	\$5,151,000.00
Self-liquidating debt	1,561,000.00
Other capital debt	1,146,000.00
	\$7,858,000.00

Equalized Valuation Basis \$83,413,812.00

CURRENT FINANCES DECEMBER 31, 1967

Cash	\$730,772.07
Taxes receivable	112,039.83
Tax title liens	23,219.57
Foreclosed property	41,325.00
Other receivables	4,145.23
Emergencies and deferred charges
State road aid receivable	76,475.00
	\$987,976.70
Cash liabilities	\$602,124.98
Reserves for receivables	180,729.63
Surplus revenue	205,122.09
	\$987,976.70

* Includes \$256,701.44 Chapter VI School Debt Service.

** Includes \$151,184.97 Chapter VI School Capital Outlay.

MONMOUTH BEACH BOROUGH—MONMOUTH COUNTY

Population U. S. Census, 1960—1,363
Estimated Population, 1967—1,770

Land Area 1.10 sq. mi.

Net Valuation Taxable \$11,538,181
Equalized Valuation \$14,543,425

EXPENDITURES FOR 1967

General Government

Administrative and executive \$43,950.00
Assessment and collection of taxes 3,200.00
Financial administration 4,000.00

Public Safety

Fire protection 6,754.00
Police protection 46,800.00
Other protection
Civil defense and disaster control

Streets and Roads

Repairs and maintenance 29,126.00
Street lighting 6,300.00

Sanitation

Street cleaning
Garbage and trash removal 16,800.00
Sanitary sewers

Health and Welfare

Health services 3,500.00
Welfare—public assistance 635.00
Hospitals

Recreation

Beaches and boardwalks 42,900.00
Parks and playgrounds 2,250.00
Other recreational services

Education (excl. school districts)

Libraries 2,900.00
Other educational services

Statutory Expenditures

..... 9,933.00

Unclassified Purposes

..... 600.00

Total Municipal Functions \$219,648.00

Per Capita—Municipal Functions

..... \$124.09

Capital Improvements

..... 9,510.00

Debt Service

..... 48,969.50

Principal payments \$44,000.00
Interest payments 4,969.50

Per Capita—Debt Service

..... \$27.67

Deferred Charges

..... 8,300.00

Total Municipal Expenditures \$286,427.50

Required Payments for Local

School, County, and Special

District Taxes 340,745.71

TOTAL EXPENDITURES

..... \$627,173.21

Reserve for Uncollected Taxes...

..... \$40,757.96

GRAND TOTAL \$667,931.17

REVENUES REALIZED IN 1967

Surplus revenue appropriated \$40,000.00
Miscellaneous revenues realized .. 89,533.87
State aid revenues realized 7,518.00
Delinquent tax and lien collections 20,875.40
Current tax collections 471,669.99
Emergency borrowings

TOTAL REVENUES

..... \$629,597.26

CAPITAL OUTLAY (BY ORDINANCE) 1967

Beaches and boardwalks \$2,473.89
Buildings and equipment 24,167.47
Parks and playgrounds
Sanitary sewers
Streets and roads
Water supply 25,000.00
Other purposes

\$51,641.36

TAXES

Local school taxes \$257,283.45
County taxes 83,462.26
Special district taxes

..... \$340,745.71

Local purpose taxes 170,667.46

Veteran and senior citizen tax ... 9,760.00

Total tax levy (for rate purposes) \$521,173.17

Per Capita Total Tax Levy ...

\$204.45

General tax rate
Adjusted business personality tax

rate 6.361

Adjusted general tax rate 4.498

Current Taxes

1967 taxes levied (total) \$514,777.13

Collected in 1967 471,669.99

Per cent of levy col-
lected 91.62

Transferred to liens
Adjustments

Balance December 31, 1967 \$43,107.14

All Prior Years Taxes Outstanding

Balance January 1, 1967 \$23,344.88

Collected in 1967 20,875.40

Adjustments
Balance December 31, 1967 \$2,469.48

Tax Title Liens Outstanding

Balance January 1, 1967 \$1,740.21

Redeemed by cash
Adjustments

Balance December 31, 1967 \$1,740.21

Property Acquired by Deed or

Foreclosure

Balance January 1, 1967 \$7,245.00

Sale for cash 1,260.00

Adjustments 1,440.00

Balance December 31, 1967 \$4,545.00

CAPITAL DEBT, DECEMBER 31, 1967

Authorized—Issued and Unissued

	Gross Debt	Net Debt
School debt	\$320,683.00
Self-liquidating debt
Other capital debt	230,325.00	\$230,325.00
	\$551,008.00	\$230,325.00
Per Cent	4.11	1.71
Per Capita	\$311.30	\$130.13

Issued and Outstanding

School debt	\$320,683.00
Self-liquidating debt
Other capital debt	196,600.00
	\$517,283.00

Equalized Valuation Basis \$13,402,408.00

CURRENT FINANCES DECEMBER 31, 1967

Cash	\$169,322.68
Taxes receivable	45,576.62
Tax title liens	1,740.21
Foreclosed property	4,545.00
Other receivables	21,471.36
Emergencies and deferred charges	9,400.00
State road aid receivable	7,518.00
	\$259,573.87
Cash liabilities	\$153,672.23
Reserves for receivables	73,333.19
Surplus revenue	32,568.45
	\$259,573.87

MONROE TOWNSHIP—MIDDLESEX COUNTY

Population U. S. Census, 1960—5,831
Estimated Population, 1967—6,970

Land Area 41.80 sq. mi.

Net Valuation Taxable \$18,497,695
Equalized Valuation \$45,016,972

EXPENDITURES FOR 1967

General Government	
Administrative and executive	\$47,900.00
Assessment and collection of taxes ..	45,000.00
Financial administration	7,100.00
Public Safety	
Fire protection	22,300.00
Police protection	38,775.00
Other protection	11,570.00
Civil defense and disaster control ..	1,300.00
Streets and Roads	
Repairs and maintenance	91,375.00
Street lighting	6,500.00
Sanitation	
Street cleaning
Garbage and trash removal
Sanitary sewers
Health and Welfare	
Health services	11,900.00
Welfare—public assistance	3,970.00
Hospitals
Recreation	
Beaches and boardwalks
Parks and playgrounds
Other recreational services	4,200.00
Education (excl. school districts)	
Libraries	100.00
Other educational services	250.00
Statutory Expenditures	
.....	5,350.00
Unclassified Purposes	
.....	3,400.00
Total Municipal Functions	\$300,990.00
Per Capita—Municipal Functions	\$43.18
Capital Improvements	
.....	47,000.00
Debt Service	
Principal payments
Interest payments
Per Capita—Debt Service	
.....
Deferred Charges	
.....	386,806.79
Total Municipal Expenditures	\$734,796.79
Required Payments for Local School, County, and Special District Taxes	
.....	712,984.46
TOTAL EXPENDITURES	\$1,447,781.25
Reserve for Uncollected Taxes...	
.....	\$140,992.21
GRAND TOTAL	\$1,588,773.46

REVENUES REALIZED IN 1967

Surplus revenue appropriated	\$292,200.00
Miscellaneous revenues realized ..	193,145.40
State aid revenues realized	38,271.00
Delinquent tax and lien collections ..	85,596.18
Current tax collections	924,688.78
Emergency borrowings

TOTAL REVENUES \$1,533,901.36

CAPITAL OUTLAY (BY ORDINANCE) 1967

Beaches and boardwalks
Buildings and equipment
Parks and playgrounds
Sanitary sewers
Streets and roads	\$41,255.72
Water supply
Other purposes
	\$41,255.72

TAXES

Local school taxes	\$486,922.00
County taxes	226,062.46
Special district taxes
	\$712,984.46
Local purpose taxes	300,168.00
Veteran and senior citizen tax ...	27,000.00
Total tax levy (for rate purposes)	\$1,040,152.46
Per Capita Total Tax Levy ...	
.....	\$149.23
General tax rate	
Adjusted business personalty tax rate	8.17
Adjusted general tax rate	5.52
Current Taxes	
1967 taxes levied (total)	\$1,151,784.91
Collected in 1967	924,688.78
Per cent of levy collected	80.28
Transferred to liens	11,719.58
Adjustments	16,381.06
Balance December 31, 1967	\$198,995.49
All Prior Years Taxes Outstanding	
Balance January 1, 1967	\$123,394.98
Collected in 1967	82,432.20
Adjustments	—15,758.05
Balance December 31, 1967	\$25,204.73
Tax Title Liens Outstanding	
Balance January 1, 1967	\$99,260.28
Redeemed by cash	3,163.98
Adjustments	+11,719.58
Balance December 31, 1967	\$107,815.88
Property Acquired by Deed or Foreclosure	
Balance January 1, 1967	\$58,055.00
Sale for cash	42,725.00
Adjustments	+39,725.00
Balance December 31, 1967	\$55,055.00

CAPITAL DEBT, DECEMBER 31, 1967

Authorized—Issued and Unissued	
Gross Debt	Net Debt
School debt	\$968,000.00
Self-liquidating debt
Other capital debt	130,000.00
	\$1,098,000.00
	\$130,000.00
Per Cent	2.73
Per Capita	\$157.53
	\$18.65
Issued and Outstanding	
School debt	\$968,000.00
Self-liquidating debt
Other capital debt	87,000.00
	\$1,055,000.00

Equalized Valuation Basis \$40,205,005.00

CURRENT FINANCES DECEMBER 31, 1967

Cash	\$212,481.37
Taxes receivable	224,200.22
Tax title liens	107,815.88
Foreclosed property	55,055.00
Other receivables	4,678.65
Emergencies and deferred charges ..	6,420.07
State road aid receivable	25,598.00
	\$636,249.19
Cash liabilities	\$129,462.40
Reserves for receivables	391,749.75
Surplus revenue	115,037.04
	\$636,249.19

MONTAGUE TOWNSHIP—SUSSEX COUNTY

Population U. S. Census, 1960—879
Estimated Population, 1967—1,150

Land Area 44.60 sq. mi.

Net Valuation Taxable \$8,146,210
Equalized Valuation \$11,456,795

EXPENDITURES FOR 1967

General Government	
Administrative and executive	\$8,973.48
Assessment and collection of taxes	3,346.00
Financial administration	2,350.00
Public Safety	
Fire protection	3,300.00
Police protection	470.60
Other protection
Civil defense and disaster control	300.00
Streets and Roads	
Repairs and maintenance	16,900.00
Street lighting
Sanitation	
Street cleaning
Garbage and trash removal
Sanitary sewers
Health and Welfare	
Health services	200.00
Welfare—public assistance	750.00
Hospitals
Recreation	
Beaches and boardwalks
Parks and playgrounds
Other recreational services
Education (excl. school districts)	
Libraries
Other educational services
Statutory Expenditures	1,952.82
Unclassified Purposes
Total Municipal Functions	\$38,542.90
Per Capita—Municipal Functions	\$33.52
Capital Improvements	15,500.00
Debt Service	
Principal payments
Interest payments
Per Capita—Debt Service	3,620.85
Deferred Charges	3,620.85
Total Municipal Expenditures	\$57,663.75
Required Payments for Local School, County, and Special District Taxes	183,299.98
TOTAL EXPENDITURES	\$240,963.73
Reserve for Uncollected Taxes..	\$30,000.00
GRAND TOTAL	\$270,963.73

REVENUES REALIZED IN 1967

Surplus revenue appropriated	\$25,000.00
Miscellaneous revenues realized ..	25,752.80
State aid revenues realized	22,225.00
Delinquent tax and lien collections ..	20,551.84
Current tax collections	160,022.06
Emergency borrowings
TOTAL REVENUES	\$253,551.70

CAPITAL OUTLAY (BY ORDINANCE) 1967

Beaches and boardwalks
Buildings and equipment
Parks and playgrounds
Sanitary sewers
Streets and roads
Water supply
Other purposes
.....
.....

TAXES

Local school taxes	\$110,715.00
County taxes	72,584.98
Special district taxes
.....	\$183,299.98
Local purpose taxes	11,628.82
Veteran and senior citizen tax ...	8,520.00
Total tax levy (for rate purposes)	\$203,448.80
Per Capita Total Tax Levy ...	\$176.91
General tax rate	2.498
Adjusted business personalty tax rate
Adjusted general tax rate
Current Taxes	
1967 taxes levied (total)	\$194,928.80
Collected in 1967	160,022.06
Per cent of levy collected	82.09
Transferred to liens
Adjustments
Balance December 31, 1967	\$34,906.74
All Prior Years Taxes Outstanding	
Balance January 1, 1967	\$34,341.52
Collected in 1967	20,500.24
Adjustments
Balance December 31, 1967	\$13,841.28
Tax Title Liens Outstanding	
Balance January 1, 1967	\$4,011.71
Redeemed by cash	51.60
Adjustments
Balance December 31, 1967	\$3,960.11
Property Acquired by Deed or Foreclosure	
Balance January 1, 1967
Sale for cash
Adjustments
Balance December 31, 1967

CAPITAL DEBT, DECEMBER 31, 1967

Authorized—Issued and Unissued

	Gross Debt	Net Debt
School debt	\$48,000.00
Self-liquidating debt
Other capital debt	1,000.00	\$1,000.00
.....	\$49,000.00	\$1,000.00
Per Cent	0.44	0.01
Per Capita	\$42.61	\$0.87

Issued and Outstanding

School debt	\$48,000.00
Self-liquidating debt
Other capital debt
.....	\$48,000.00

Equalized Valuation Basis \$10,953,254.00

CURRENT FINANCES DECEMBER 31, 1967

Cash	\$77,045.81
Taxes receivable	48,748.02
Tax title liens	3,960.11
Foreclosed property
Other receivables	56.69
Emergencies and deferred charges ..	1,912.90
State road aid receivable	23,309.33
.....	\$155,032.86
Cash liabilities	\$40,714.79
Reserves for receivables	52,764.82
Surplus revenue	61,553.25
.....	\$155,032.86

MONTCLAIR TOWN—ESSEX COUNTY

Population U. S. Census, 1960—43,129
Estimated Population, 1967—44,380

Land Area 6.20 sq. mi.

Net Valuation Taxable \$285,847,800
Equalized Valuation \$299,254,373

EXPENDITURES FOR 1967

General Government	
Administrative and executive	\$437,536.00
Assessment and collection of taxes	55,334.00
Financial administration	100,093.00
Public Safety	
Fire protection	744,081.07
Police protection	957,774.34
Other protection	62,549.00
Civil defense and disaster control	16,253.00
Streets and Roads	
Repairs and maintenance	322,254.66
Street lighting	85,200.00
Sanitation	
Street cleaning
Garbage and trash removal	365,000.00
Sanitary sewers	280,823.94
Health and Welfare	
Health services	218,142.50
Welfare—public assistance	126,725.00
Hospitals
Recreation	
Beaches and boardwalks
Parks and playgrounds	256,065.50
Other recreational services
Education (excl. school districts)	
Libraries	279,574.00
Other educational services
Statutory Expenditures	505,827.00
Unclassified Purposes	9,000.00
Total Municipal Functions	\$4,820,234.01
Per Capita—Municipal Functions	\$108.61
Capital Improvements	
55,000.00	
Debt Service	
*751,071.35	
Principal payments . \$507,000.00	
Interest payments .. 244,071.35	
Per Capita—Debt Service	\$16.92
Deferred Charges	
37,130.16	
Total Municipal Expenditures	\$5,663,435.52
Required Payments for Local School, County, and Special District Taxes	
8,432,173.84	
TOTAL EXPENDITURES	\$14,095,609.36
Reserve for Uncollected Taxes...	\$1,068,321.62
GRAND TOTAL	\$15,163,930.98

REVENUES REALIZED IN 1967

Surplus revenue appropriated	\$635,323.86
Miscellaneous revenues realized ..	1,414,034.28
State aid revenues realized	152,887.93
Delinquent tax and lien collections ..	471,529.25
Current tax collections	12,254,417.47
Emergency borrowings
TOTAL REVENUES	\$14,028,192.79

CAPITAL OUTLAY (BY ORDINANCE) 1967

Beaches and boardwalks
Buildings and equipment	**\$782,438.48
Parks and playgrounds	18,037.26
Sanitary sewers
Streets and roads	141,463.47
Water supply	38,267.83
Other purposes	1,400.00
	\$981,607.04

TAXES

Local school taxes	\$5,868,559.05
County taxes	3,078,255.84
Special district taxes
	\$8,946,814.89
Local purpose taxes	3,786,740.46
Veteran and senior citizen tax ...	168,340.00
Total tax levy (for rate purposes)	\$12,901,895.35
Per Capita Total Tax Levy ...	\$200.71
General tax rate
Adjusted business personalty tax rate	5.82
Adjusted general tax rate	4.47
Current Taxes	
1967 taxes levied (total)	\$12,768,372.04
Collected in 1967	12,254,417.47
Per cent of levy collected	95.97
Transferred to liens	11,710.20
Adjustments	11,638.09
Balance December 31, 1967	\$490,606.28
All Prior Years Taxes Outstanding	
Balance January 1, 1967	\$512,666.77
Collected in 1967	470,154.09
Adjustments	—4,449.71
Balance December 31, 1967	\$38,062.97
Tax Title Liens Outstanding	
Balance January 1, 1967	\$30,643.50
Redeemed by cash	1,375.16
Adjustments	+19,637.13
Balance December 31, 1967	\$48,905.47
Property Acquired by Deed or Foreclosure	
Balance January 1, 1967	\$64,050.00
Sale for cash
Adjustments
Balance December 31, 1967	\$64,050.00

CAPITAL DEBT, DECEMBER 31, 1967

Authorized—Issued and Unissued

	Gross Debt	Net Debt
School debt	\$5,084,350.00
Self-liquidating debt	591,300.00
Other capital debt	2,342,123.00	\$2,342,123.00
	\$8,017,773.00	\$2,342,123.00
Per Cent	2.77	0.80
Per Capita	\$180.66	\$52.77

Issued and Outstanding

School debt	\$4,833,000.00
Self-liquidating debt	591,000.00
Other capital debt	2,177,000.00
	\$7,601,000.00

Equalized Valuation Basis \$280,348,423.00

CURRENT FINANCES DECEMBER 31, 1967

Cash	\$3,724,666.15
Taxes receivable	528,669.25
Tax title liens	48,905.47
Foreclosed property	64,050.00
Other receivables
Emergencies and deferred charges ..	30,800.00
State road aid receivable
	\$4,397,090.87
Cash liabilities	\$2,595,366.44
Reserves for receivables	641,624.72
Surplus revenue	1,160,099.71
	\$4,397,090.87

- * Includes \$514,641.05 Chapter VI School Debt Service.
- ** Includes \$736,350.00 Chapter VI School Capital Outlay.

MONTGOMERY TOWNSHIP—SOMERSET COUNTY

Population U. S. Census, 1960—3,851
Estimated Population, 1967—5,570

Land Area 32.26 sq. mi.

Net Valuation Taxable \$20,314,545
Equalized Valuation \$59,008,497

EXPENDITURES FOR 1967

General Government	
Administrative and executive	\$60,800.00
Assessment and collection of taxes ..	10,364.00
Financial administration	3,450.00
Public Safety	
Fire protection	13,687.00
Police protection	5,455.79
Other protection	4,300.00
Civil defense and disaster control
Streets and Roads	
Repairs and maintenance	85,325.00
Street lighting	650.00
Sanitation	
Street cleaning
Garbage and trash removal
Sanitary sewers	2,156.00
Health and Welfare	
Health services	7,745.00
Welfare—public assistance	2,050.00
Hospitals	600.00
Recreation	
Beaches and boardwalks
Parks and playgrounds
Other recreational services	3,683.00
Education (excl. school districts)	
Libraries
Other educational services
Statutory Expenditures	10,929.21
Unclassified Purposes	350.00
Total Municipal Functions	\$211,545.00
Per Capita—Municipal Functions	\$37.98
Capital Improvements	47,700.00
Debt Service	4,200.00
Principal payments
Interest payments ..	\$4,200.00
Per Capita—Debt Service	\$0.75
Deferred Charges	3,678.57
Total Municipal Expenditures	\$267,123.57
Required Payments for Local School, County, and Special District Taxes	1,204,884.13
TOTAL EXPENDITURES	\$1,472,007.70
Reserve for Uncollected Taxes..	\$128,188.88
GRAND TOTAL	\$1,600,196.58

REVENUES REALIZED IN 1967

Surplus revenue appropriated	\$100,000.00
Miscellaneous revenues realized ..	191,568.27
State aid revenues realized	39,393.35
Delinquent tax and lien collections ..	64,509.89
Current tax collections	1,250,445.67
Emergency borrowings
TOTAL REVENUES	\$1,615,917.18

CAPITAL OUTLAY (BY ORDINANCE) 1967

Beaches and boardwalks
Buildings and equipment	\$6,675.41
Parks and playgrounds
Sanitary sewers
Streets and roads
Water supply
Other purposes	5,000.00
	\$11,675.41

TAXES

Local school taxes	\$966,487.00
County taxes	238,397.13
Special district taxes
	\$1,204,884.13
Local purpose taxes	82,562.45
Veteran and senior citizen tax ...	21,720.00
Total tax levy (for rate purposes)	\$1,309,166.58
Per Capita Total Tax Levy ...	\$235.04
General tax rate
Adjusted business personality tax rate	8.60
Adjusted general tax rate	6.38
Current Taxes	
1967 taxes levied (total)	\$1,314,904.20
Collected in 1967	1,250,445.67
Per cent of levy collected	95.09
Transferred to liens	6,842.55
Adjustments	786.16
Balance December 31, 1967	\$56,829.82
All Prior Years Taxes Outstanding	
Balance January 1, 1967	\$82,129.42
Collected in 1967	63,372.63
Adjustments	5,287.21
Balance December 31, 1967	\$13,469.58
Tax Title Liens Outstanding	
Balance January 1, 1967	\$2,726.40
Redeemed by cash	1,137.26
Adjustments	+12,872.07
Balance December 31, 1967	\$14,461.21
Property Acquired by Deed or Foreclosure	
Balance January 1, 1967	\$11,960.00
Sale for cash
Adjustments
Balance December 31, 1967	\$11,960.00

CAPITAL DEBT, DECEMBER 31, 1967

Authorized—Issued and Unissued	
Gross Debt	Net Debt
School debt	\$5,037,000.00
Self-liquidating debt ..	\$52,500.00
Other capital debt	592,500.00
	\$5,629,500.00
	\$3,601,076.00
Per Cent	11.10
Per Capita	\$1,010.68
	\$646.51

Issued and Outstanding

School debt	\$1,534,000.00
Self-liquidating debt	117,500.00
Other capital debt
	\$1,651,500.00

Equalized Valuation Basis \$50,710,603.00

CURRENT FINANCES DECEMBER 31, 1967

Cash	\$762,292.46
Taxes receivable	70,299.40
Tax title liens	14,461.21
Foreclosed property	11,960.00
Other receivables
Emergencies and deferred charges ..	348.89
State road aid receivable	33,833.00
	\$893,194.96
Cash liabilities	\$552,417.30
Reserves for receivables	96,720.61
Surplus revenue	244,057.05
	\$893,194.96

MONTVALE BOROUGH—BERGEN COUNTY

Population U. S. Census, 1960—3,699
Estimated Population, 1967—6,520

Land Area 4.00 sq. mi.

Net Valuation Taxable \$58,188,377
Equalized Valuation \$59,072,146

EXPENDITURES FOR 1967

General Government	
Administrative and executive	\$73,525.00
Assessment and collection of taxes ..	11,895.00
Financial administration	3,200.00
Public Safety	
Fire protection	39,508.00
Police protection	133,348.00
Other protection	13,970.00
Civil defense and disaster control
Streets and Roads	
Repairs and maintenance	\$17,148.00
Street lighting	17,474.00
Sanitation	
Street cleaning
Garbage and trash removal
Sanitary sewers
Health and Welfare	
Health services	9,869.00
Welfare—public assistance	600.00
Hospitals	300.00
Recreation	
Beaches and boardwalks
Parks and playgrounds	725.00
Other recreational services	7,745.00
Education (excl. school districts)	
Libraries
Other educational services	200.00
Statutory Expenditures	14,057.00
Unclassified Purposes	300.00
Total Municipal Functions	\$513,664.00

Per Capita—Municipal Functions	\$78.78
Capital Improvements	31,635.59
Debt Service	16,686.00
Principal payments ..	\$5,000.00
Interest payments ..	11,686.00
Per Capita—Debt Service	\$2.56
Deferred Charges	7,593.46
Total Municipal Expenditures	\$569,579.05

Required Payments for Local School, County, and Special District Taxes	1,671,647.07
---	--------------

TOTAL EXPENDITURES \$2,241,226.12

Reserve for Uncollected Taxes...	\$99,693.66
GRAND TOTAL	\$2,340,919.78

REVENUES REALIZED IN 1967

Surplus revenue appropriated	\$139,840.12
Miscellaneous revenues realized ..	371,118.49
State aid revenues realized	2,639.00
Delinquent tax and lien collections ..	56,572.41
Current tax collections	1,830,149.63
Emergency borrowings
TOTAL REVENUES	\$2,400,319.58

CAPITAL OUTLAY (BY ORDINANCE) 1967

Beaches and boardwalks
Buildings and equipment	\$35,589.70
Parks and playgrounds
Sanitary sewers
Streets and roads	19,807.69
Water supply
Other purposes
	\$55,397.39

TAXES

Local school taxes	\$1,472,894.00
County taxes	198,753.07
Special district taxes
	\$1,671,647.07
Local purpose taxes	181,833.00
Veteran and senior citizen tax ...	35,780.00
Total tax levy (for rate purposes)	\$1,884,260.07

Per Capita Total Tax Levy ...	\$280.77
General tax rate
Adjusted business personality tax rate	7.63
Adjusted general tax rate	3.18

Current Taxes	
1967 taxes levied (total)	\$1,912,127.58
Collected in 1967	1,830,149.65
Per cent of levy collected	95.71
Transferred to liens
Adjustments	14,623.70
Balance December 31, 1967	\$67,354.23

All Prior Years Taxes Outstanding	
Balance January 1, 1967	\$57,452.23
Collected in 1967	56,572.41
Adjustments	—905.10
Balance December 31, 1967	\$4.72

Tax Title Liens Outstanding	
Balance January 1, 1967
Redeemed by cash
Adjustments
Balance December 31, 1967

Property Acquired by Deed or Foreclosure	
Balance January 1, 1967	\$625.00
Sale for cash
Adjustments
Balance December 31, 1967	\$625.00

CAPITAL DEBT, DECEMBER 31, 1967

Authorized—Issued and Unissued

	Gross Debt	Net Debt
School debt	\$3,371,782.00	\$338,799.00
Self-liquidating debt
Other capital debt	367,025.00	367,025.00
	\$3,738,807.00	\$705,824.00
Per Cent	6.39	1.20
Per Capita	\$573.44	\$108.26

Issued and Outstanding

School debt	\$3,371,782.00
Self-liquidating debt
Other capital debt	325,000.00
	\$3,696,782.00

Equalized Valuation Basis \$58,506,700.00

CURRENT FINANCES DECEMBER 31, 1967

Cash	\$587,780.28
Taxes receivable	67,358.95
Tax title liens
Foreclosed property	625.00
Other receivables	129.10
Emergencies and deferred charges ..	15,579.60
State road aid receivable
	\$971,472.93
Cash liabilities	\$728,511.27
Reserves for receivables	68,113.05
Surplus revenue	174,848.61
	\$971,472.93

MONTVILLE TOWNSHIP—MORRIS COUNTY

Population U. S. Census, 1960—6,772
Estimated Population, 1967—9,570

Land Area 18.93 sq. mi.

Net Valuation Taxable \$33,212,356
Equalized Valuation \$88,457,224

EXPENDITURES FOR 1967

General Government

Administrative and executive	\$101,410.24
Assessment and collection of taxes	21,250.00
Financial administration	8,890.00

Public Safety

Fire protection	
Police protection	164,860.00
Other protection	18,950.00
Civil defense and disaster control	690.00

Streets and Roads

Repairs and maintenance	170,281.91
Street lighting	15,900.00

Sanitation

Street cleaning	
Garbage and trash removal	
Sanitary sewers	

Health and Welfare

Health services	10,800.00
Welfare—public assistance	4,950.00
Hospitals	

Recreation

Benches and boardwalks	
Parks and playgrounds	
Other recreational services	7,300.00

Education (excl. school districts)

Libraries	8,000.00
Other educational services	1,000.00

Statutory Expenditures

	15,511.45
--	-----------

Unclassified Purposes

	1,000.00
--	----------

Total Municipal Functions \$550,793.60

Per Capita—Municipal Functions

	\$57.55
--	---------

Capital Improvements

	74,000.00
--	-----------

Debt Service

Principal payments	3,000.00
Interest payments	\$3,000.00

Per Capita—Debt Service

	\$0.31
--	--------

Deferred Charges

	4,772.03
--	----------

Total Municipal Expenditures \$632,565.63

Required Payments for Local

School, County, and Special District Taxes	2,075,445.06
--	--------------

TOTAL EXPENDITURES \$2,708,010.69

Reserve for Uncollected Taxes...

	\$234,876.03
--	--------------

GRAND TOTAL \$2,942,886.72

REVENUES REALIZED IN 1967

Surplus revenue appropriated	\$150,000.00
Miscellaneous revenues realized ..	243,482.77
State aid revenues realized	35,915.00
Delinquent tax and lien collections ..	108,961.54
Current tax collections	2,370,944.38
Emergency borrowings	

TOTAL REVENUES \$2,909,306.69

CAPITAL OUTLAY (BY ORDINANCE) 1967

Beaches and boardwalks	
Buildings and equipment	
Parks and playgrounds	
Sanitary sewers	
Streets and roads	\$54,961.61
Water supply	
Other purposes	
	\$54,961.61

TAXES

Local school taxes	\$1,673,266.75
County taxes	340,908.90
Special district taxes	61,269.41

\$2,075,445.06

Local purpose taxes	404,546.84
Veteran and senior citizen tax ...	52,730.00

Total tax levy (for rate purposes) \$2,532,721.90

Per Capita Total Tax Levy ...

\$264.65

General tax rate	
Adjusted business personalty tax rate	11.69
Adjusted general tax rate	7.32

Current Taxes

1967 taxes levied (total)	\$2,531,352.73
Collected in 1967	2,370,944.38
Per cent of levy col-lected	93.66
Transferred to liens	11,227.42
Adjustments	31,031.21
Balance December 31, 1967	\$118,149.72

All Prior Years Taxes Outstanding

Balance January 1, 1967	\$128,115.97
Collected in 1967	108,156.92
Adjustments	—8,983.81
Balance December 31, 1967	\$10,975.24

Tax Title Liens Outstanding

Balance January 1, 1967	\$9,787.32
Redeemed by cash	\$01.62
Adjustments	+16,897.42
Balance December 31, 1967	\$25,880.12

Property Acquired by Deed or Foreclosure

Balance January 1, 1967	\$5,950.00
Sale for cash	
Adjustments	
Balance December 31, 1967	\$5,950.00

CAPITAL DEBT, DECEMBER 31, 1967

Authorized—Issued and Unissued

	Gross Debt	Net Debt
School debt	\$2,230,000.00	
Self-liquidating debt ..		
Other capital debt	66,000.00	\$66,000.00
	\$2,296,000.00	\$66,000.00
Per Cent	2.88	0.08
Per Capita	\$239.92	\$6.90

Issued and Outstanding

School debt	\$2,230,000.00
Self-liquidating debt	
Other capital debt	66,000.00
	\$2,296,000.00

Equalized Valuation Basis \$79,663,172.00

CURRENT FINANCES DECEMBER 31, 1967

Cash	\$370,986.94
Taxes receivable	129,124.96
Tax title liens	25,880.12
Foreclosed property	3,950.09
Other receivables	
Emergencies and deferred charges ..	32,879.59
State road aid receivable	50,250.00
	\$615,071.61
Cash liabilities	\$150,468.88
Reserves for receivables	160,955.08
Surplus revenue	303,647.65
	\$615,071.61

MOONACHIE BOROUGH—BERGEN COUNTY

Population U. S. Census, 1960—3,052
Estimated Population, 1967—3,350

Land Area 1.60 sq. mi.

Net Valuation Taxable \$37,179,117
Equalized Valuation \$41,859,553

EXPENDITURES FOR 1967

General Government	
Administrative and executive	\$69,270.00
Assessment and collection of taxes ..	11,750.00
Financial administration	6,050.00
Public Safety	
Fire protection	24,600.00
Police protection	58,750.00
Other protection
Civil defense and disaster control ..	125.00
Streets and Roads	
Repairs and maintenance	29,200.00
Street lighting	12,750.00
Sanitation	
Street cleaning
Garbage and trash removal	9,850.00
Sanitary sewers
Health and Welfare	
Health services	4,200.00
Welfare—public assistance	200.00
Hospitals
Recreation	
Beaches and boardwalks
Parks and playgrounds	2,500.00
Other recreational services
Education (excl. school districts)	
Libraries
Other educational services	1,000.00
Statutory Expenditures	
.....	12,262.60
Unclassified Purposes	
.....	600.00
Total Municipal Functions	\$243,107.60
Per Capita—Municipal Functions	
.....	\$72.57
Capital Improvements	
.....	6,435.00
Debt Service	
.....	8,188.28
Principal payments ..	\$6,538.46
Interest payments ..	1,649.82
Per Capita—Debt Service	
.....	\$2.44
Deferred Charges	
.....	1,633.24
Total Municipal Expenditures	\$259,364.12
Required Payments for Local School, County, and Special District Taxes	
.....	542,670.28
TOTAL REVENUES	
.....	\$802,034.40
Reserve for Uncollected Taxes...	
.....	\$30,008.67
GRAND TOTAL	
.....	\$832,043.07

REVENUES REALIZED IN 1967

Surplus revenue appropriated ..	\$56,000.00
Miscellaneous revenues realized ..	162,082.45
State aid revenues realized	7,378.00
Delinquent tax and lien collections ..	21,269.45
Current tax collections	610,431.24
Emergency borrowings
TOTAL REVENUES	
.....	\$857,161.14

CAPITAL OUTLAY (BY ORDINANCE) 1967

Beaches and boardwalks
Buildings and equipment	\$29,723.02
Parks and playgrounds	4,780.37
Sanitary sewers
Streets and roads	12,874.96
Water supply
Other purposes
TOTAL	
.....	\$47,378.35

TAXES

Local school taxes	\$401,575.13
County taxes	141,095.15
Special district taxes
Total	
.....	\$542,670.28
Local purpose taxes	53,226.82
Veteran and senior citizen tax ..	18,730.00
Total tax levy (for rate purposes)	
.....	\$614,627.10
Per Capita Total Tax Levy	
.....	\$183.47
General tax rate	1.66
Adjusted business personalty tax rate
Adjusted general tax rate
Current Taxes	
1967 taxes levied (total)	\$631,056.59
Collected in 1967	610,431.24
Per cent of levy col-lected	96.73
Transferred to liens
Adjustments	2,352.30
Balance December 31, 1967	\$18,273.05
All Prior Years Taxes Outstanding	
Balance January 1, 1967	\$27,450.55
Collected in 1967	21,269.45
Adjustments	6,025.86
Balance December 31, 1967	\$155.24
Tax Title Liens Outstanding	
Balance January 1, 1967
Redeemed by cash
Adjustments
Balance December 31, 1967
Property Acquired by Deed or Foreclosure	
Balance January 1, 1967	\$6,925.00
Sale for cash
Adjustments
Balance December 31, 1967	\$6,925.00

CAPITAL DEBT, DECEMBER 31, 1967

Authorized—Issued and Unissued

	Gross Debt	Net Debt
School debt	\$180,000.00
Self-liquidating debt ..	203,788.00
Other capital debt	161,969.00	\$159,202.00
Total		\$545,757.00
Per Cent		1.65
Per Capita		\$162.91
Total		\$47.52

Issued and Outstanding

School debt	\$180,000.00
Self-liquidating debt	200,538.00
Other capital debt	53,995.00
Total	
.....	\$416,533.00

Equalized Valuation Basis \$32,886,247.00

CURRENT FINANCES DECEMBER 31, 1967

Cash	\$397,242.63
Taxes receivable	18,428.29
Tax title liens
Foreclosed property	6,925.00
Other receivables	23,000.37
Emergencies and deferred charges ..	1,800.80
State road aid receivable	7,018.00
Total	
.....	\$453,414.29
Cash liabilities	\$294,975.98
Reserves for receivables	47,353.66
Surplus revenue	111,084.65
Total	
.....	\$453,414.29

MOORESTOWN TOWNSHIP—BURLINGTON COUNTY

Population U. S. Census, 1960—12,497
Estimated Population, 1967—14,380

Land Area 15.18 sq. ml.

Net Valuation Taxable \$121,026,675
Equalized Valuation \$121,647,609

EXPENDITURES FOR 1967

General Government

Administrative and executive	\$169,444.98
Assessment and collection of taxes	44,050.00
Financial administration	14,250.00

Public Safety

Fire protection	1,200.00
Police protection	296,705.00
Other protection	12,600.00
Civil defense and disaster control	3,000.00

Streets and Roads

Repairs and maintenance	114,588.00
Street lighting	44,800.00

Sanitation

Street cleaning
Garbage and trash removal	\$9,863.00
Sanitary sewers

Health and Welfare

Health services	19,600.00
Welfare—public assistance	5,205.02
Hospitals

Recreation

Beaches and boardwalks
Parks and playgrounds	26,400.00
Other recreational services	64,986.00

Education (excl. school districts)

Libraries	58,875.00
Other educational services	4,500.00

Statutory Expenditures

.....	63,550.00
-------	-----------

Unclassified Purposes

.....	3,000.00
-------	----------

Total Municipal Functions \$1,036,527.00

Per Capita—Municipal Functions

.....	\$72.08
-------	---------

Capital Improvements

.....	79,805.55
-------	-----------

Debt Service

.....	55,350.00
Principal payments .. \$50,750.00	
Interest payments .. 4,600.00	

Per Capita—Debt Service

.....	\$3.85
-------	--------

Deferred Charges

.....	70,217.44
-------	-----------

Total Municipal Expenditures \$1,241,899.99

Required Payments for Local

School, County, and Special District Taxes	3,237,182.09
--	--------------

TOTAL EXPENDITURES

.....	\$4,479,082.08
-------	----------------

Reserve for Uncollected Taxes...

.....	\$233,220.00
-------	--------------

GRAND TOTAL \$4,712,302.08

REVENUES REALIZED IN 1967

Surplus revenue appropriated	\$209,000.00
Miscellaneous revenues realized ..	368,741.96
State aid revenues realized	49,350.00
Delinquent tax and lien collections ..	154,783.96
Current tax collections	3,876,816.30
Emergency borrowings

TOTAL REVENUES

.....	\$4,658,692.22
-------	----------------

CAPITAL OUTLAY (BY ORDINANCE) 1967

Beaches and boardwalks
Buildings and equipment	\$61,113.74
Parks and playgrounds	109.00
Sanitary sewers	663,567.43
Streets and roads	75,589.79
Water supply	224,194.79
Other purposes
.....	\$1,024,574.75

TAXES

Local school taxes	\$2,560,939.00
County taxes	590,572.34
Special district taxes	85,670.75

\$3,237,182.09

Local purpose taxes	745,000.00
Veteran and senior citizen tax ...	103,300.00

Total tax levy (for rate purposes) \$4,085,482.09

Per Capita Total Tax Levy ...

\$284.11

General tax rate
Adjusted business personalty tax rate	4.10
Adjusted general tax rate	3.24

Current Taxes

1967 taxes levied (total)	\$4,074,062.70
Collected in 1967	3,876,816.30
Per cent of levy collected	95.15
Transferred to liens	7,763.12
Adjustments	14,199.23
Balance December 31, 1967	\$175,284.05

All Prior Years Taxes Outstanding

Balance January 1, 1967	\$164,997.98
Collected in 1967	150,310.02
Adjustments	3,106.08
Balance December 31, 1967	\$11,581.88

Tax Title Liens Outstanding

Balance January 1, 1967	\$22,117.86
Redeemed by cash	4,473.94
Adjustments	+10,032.43
Balance December 31, 1967	\$27,676.35

Property Acquired by Deed or

Foreclosure	
Balance January 1, 1967	\$28,351.66
Sale for cash	1,500.00
Adjustments	+1,480.00
Balance December 31, 1967	\$28,331.66

CAPITAL DEBT, DECEMBER 31, 1967

Authorized—Issued and Unissued

	Gross Debt	Net Debt
School debt	\$4,242,000.00
Self-liquidating debt ..	2,273,400.00	\$1,744,500.00
Other capital debt	397,374.00	396,996.00
.....	\$6,912,774.00	\$2,141,496.00
Per Cent	6.41	1.98
Per Capita	\$480.72	\$148.92

Issued and Outstanding

School debt	\$2,925,000.00
Self-liquidating debt	1,432,582.00
Other capital debt	228,709.00
.....	\$4,586,291.00

Equalized Valuation Basis \$107,779,234.00

CURRENT FINANCES DECEMBER 31, 1967

Cash	\$1,857,768.47
Taxes receivable	186,865.93
Tax title liens	27,676.35
Foreclosed property	28,331.66
Other receivables	1,776.78
Emergencies and deferred charges ..	3,550.00
State road aid receivable	40,225.00
.....	\$2,146,194.19
Cash liabilities	\$1,537,425.72
Reserves for receivables	244,650.72
Surplus revenue	364,117.75
.....	\$2,146,194.19

MORRIS TOWNSHIP—MORRIS COUNTY

Population U. S. Census, 1960—12,092
Estimated Population, 1967—17,260

Land Area 15.80 sq. mi.

Net Valuation Taxable \$79,957,389
Equalized Valuation \$188,951,066

EXPENDITURES FOR 1967

General Government	
Administrative and executive	\$150,830.00
Assessment and collection of taxes	77,060.00
Financial administration	15,450.00
Public Safety	
Fire protection	147,132.00
Police protection	288,960.00
Other protection	14,750.00
Civil defense and disaster control	6,100.00
Streets and Roads	
Repairs and maintenance	324,739.43
Street lighting	37,500.00
Sanitation	
Street cleaning	127,240.00
Garbage and trash removal
Sanitary sewers
Health and Welfare	
Health services	39,550.00
Welfare—public assistance	2,000.00
Hospitals
Recreation	
Beaches and boardwalks	78,190.00
Parks and playgrounds
Other recreational services
Education (excl. school districts)	
Libraries	54,203.00
Other educational services
Statutory Expenditures	
.....	97,500.00
Unclassified Purposes	
.....	15,620.00
Total Municipal Functions	\$1,476,824.43
Per Capita—Municipal Functions	
.....	\$85.56
Capital Improvements	
.....	189,002.22
Debt Service	
Principal payments
Interest payments
Per Capita—Debt Service	
.....
Deferred Charges	
.....	54,977.78
Total Municipal Expenditures	\$1,720,804.43
Required Payments for Local School, County, and Special District Taxes	
.....	3,822,230.44
TOTAL EXPENDITURES	\$5,543,034.87
Reserve for Uncollected Taxes...	
.....	\$380,096.39
GRAND TOTAL	\$5,923,131.26

REVENUES REALIZED IN 1967

Surplus revenue appropriated	\$300,000.00
Miscellaneous revenues realized ..	651,206.47
State aid revenues realized	52,592.50
Delinquent tax and lien collections ..	131,356.12
Current tax collections	5,042,128.35
Emergency borrowings
TOTAL REVENUES	\$6,177,283.44

CAPITAL OUTLAY (BY ORDINANCE) 1967

Beaches and boardwalks
Buildings and equipment	\$54,711.99
Parks and playgrounds
Sanitary sewers	161,210.11
Streets and roads
Water supply
Other purposes	68,828.00
TOTAL	\$284,750.10

TAXES

Local school taxes	\$3,139,328.50
County taxes	682,901.94
Special district taxes
.....	\$3,822,230.44
Local purpose taxes	1,333,566.82
Veteran and senior citizen tax ..	83,990.00
Total tax levy (for rate purposes)	\$5,239,787.26
Per Capita Total Tax Levy ...	
.....	\$303.58
General tax rate	
Adjusted business personality tax rate	9.72
Adjusted general tax rate	6.44
Current Taxes	
1967 taxes levied (total)	\$5,222,133.32
Collected in 1967	5,042,128.35
Per cent of levy collected	96.55
Transferred to liens	2,905.96
Adjustments	2,733.94
Balance December 31, 1967	\$174,365.07
All Prior Years Taxes Outstanding	
Balance January 1, 1967	\$183,588.59
Collected in 1967	125,301.38
Adjustments	-3,590.28
Balance December 31, 1967	\$54,696.93
Tax Title Liens Outstanding	
Balance January 1, 1967	\$5,602.22
Redeemed by cash	6,054.74
Adjustments	+6,625.07
Balance December 31, 1967	\$6,172.55
Property Acquired by Deed or Foreclosure	
Balance January 1, 1967	\$22,550.00
Sale for cash	301,350.00
Adjustments	+289,000.00
Balance December 31, 1967	\$10,200.00

CAPITAL DEBT, DECEMBER 31, 1967

Authorized—Issued and Unissued	
Gross Debt	Net Debt
School debt	\$4,914,000.00
Self-liquidating debt ..	3,217,000.00
Other capital debt	13,870.00
.....	\$8,144,870.00
.....	\$2,402,985.00
Per Cent	4.71
Per Capita	\$471.89
.....	\$139.22

Issued and Outstanding

School debt	\$4,724,000.00
Self-liquidating debt	1,821,000.00
Other capital debt
.....	\$6,545,000.00

Equalized Valuation Basis \$172,610,496.00

CURRENT FINANCES DECEMBER 31, 1967

Cash	\$949,722.28
Taxes receivable	229,062.00
Tax title liens	6,172.55
Foreclosed property	10,200.00
Other receivables
Emergencies and deferred charges ..	25,600.00
State road aid receivable	79,604.98
.....	\$1,300,361.81
Cash liabilities	\$297,500.99
Reserves for receivables	245,434.55
Surplus revenue	757,426.27
.....	\$1,300,361.81

MORRIS PLAINS BOROUGH—MORRIS COUNTY

Population U. S. Census, 1960—4,703
Estimated Population, 1967—6,040

Land Area 2.50 sq. mi.

Net Valuation Taxable \$28,915,972
Equalized Valuation \$65,178,158

EXPENDITURES FOR 1967

General Government	
Administrative and executive	\$71,633.00
Assessment and collection of taxes	22,967.00
Financial administration	2,500.00
Public Safety	
Fire protection	21,790.00
Police protection	104,669.00
Other protection	2,000.00
Civil defense and disaster control	3,200.00
Streets and Roads	
Repairs and maintenance	79,294.00
Street lighting	15,000.00
Sanitation	
Street cleaning
Garbage and trash removal	32,250.00
Sanitary sewers	1,700.00
Health and Welfare	
Health services	6,920.00
Welfare—public assistance	3,525.00
Hospitals	500.00
Recreation	
Beaches and boardwalks
Parks and playgrounds	8,538.00
Other recreational services	11,225.00
Education (excl. school districts)	
Libraries	7,000.00
Other educational services	2,150.00
Statutory Expenditures	
.....	21,000.00
Unclassified Purposes	
.....
Total Municipal Functions	\$417,861.00
Per Capita—Municipal Functions	
.....	\$69.18
Capital Improvements	
.....	176,400.00
Debt Service	
.....	19,657.50
Principal payments	\$15,000.00
Interest payments	4,657.50
Per Capita—Debt Service	
.....	\$3.25
Deferred Charges	
.....
Total Municipal Expenditures	\$613,918.50
Required Payments for Local School, County, and Special District Taxes	
.....	1,232,269.80
TOTAL EXPENDITURES	\$1,846,188.30
Reserve for Uncollected Taxes...	
.....	\$126,991.30
GRAND TOTAL	\$1,973,179.60

REVENUES REALIZED IN 1967

Surplus revenue appropriated	\$185,000.00
Miscellaneous revenues realized ..	199,321.23
State aid revenues realized	24,808.71
Delinquent tax and lien collections ..	15,020.63
Current tax collections	1,566,121.40
Emergency borrowings
TOTAL REVENUES	\$1,990,271.97

CAPITAL OUTLAY (BY ORDINANCE) 1967

Beaches and boardwalks
Buildings and equipment	\$9,715.00
Parks and playgrounds
Sanitary sewers
Streets and roads	15,945.39
Water supply
Other purposes	31,083.83
	<u>\$56,744.22</u>

TAXES

Local school taxes	\$980,242.12
County taxes	252,027.68
Special district taxes
	<u>\$1,232,269.80</u>
Local purpose taxes	353,999.80
Veteran and senior citizen tax ..	32,600.00
Total tax levy (for rate purposes)	\$1,618,869.60
Per Capita Total Tax Levy ...	
.....	\$268.02
General tax rate	
.....	5.60
Adjusted business personality tax rate	
.....
Adjusted general tax rate	
.....
Current Taxes	
1967 taxes levied (total)	\$1,599,894.21
Collected in 1967	1,566,121.40
Per cent of levy collected	97.88
Transferred to liens	817.10
Adjustments	1,021.58
Balance December 31, 1967	\$31,934.13
All Prior Years Taxes Outstanding	
Balance January 1, 1967	\$37,458.77
Collected in 1967	24,236.96
Adjustments	—499.59
Balance December 31, 1967	\$12,722.22
Tax Title Liens Outstanding	
Balance January 1, 1967	\$6,804.19
Redeemed by cash	571.75
Adjustments	—3,092.82
Balance December 31, 1967	\$3,139.62
Property Acquired by Deed or Foreclosure	
Balance January 1, 1967	\$4,430.00
Sale for cash
Adjustments	+4,043.00
Balance December 31, 1967	\$8,473.00

CAPITAL DEBT, DECEMBER 31, 1967

Authorized—Issued and Unissued		
	Gross Debt	Net Debt
School debt	\$985,000.00
Self-liquidating debt
Other capital debt	203,000.00	\$203,000.00
	<u>\$1,188,000.00</u>	<u>\$203,000.00</u>
Per Cent	2.14	0.36
Per Capita	\$196.69	\$33.61

Issued and Outstanding

School debt	\$985,000.00
Self-liquidating debt
Other capital debt	189,000.00
	<u>\$1,174,000.00</u>

Equalized Valuation Basis \$55,320,003.00

CURRENT FINANCES DECEMBER 31, 1967

Cash	\$347,902.83
Taxes receivable	44,656.35
Tax title liens	3,139.62
Foreclosed property	8,473.00
Other receivables	2,392.91
Emergencies and deferred charges ..	1,801.43
State road aid receivable	11,160.00
	<u>\$419,526.14</u>
Cash liabilities	\$133,493.25
Reserves for receivables	58,661.88
Surplus revenue	227,371.01
	<u>\$419,526.14</u>

MORRISTOWN TOWN—MORRIS COUNTY

Population U. S. Census, 1960—17,712
Estimated Population, 1967—21,050

Land Area 2.00 sq. mi.

Net Valuation Taxable \$59,436,550
Equalized Valuation \$133,859,549

EXPENDITURES FOR 1967

General Government	
Administrative and executive	\$221,537.00
Assessment and collection of taxes	43,154.00
Financial administration	26,940.00
Public Safety	
Fire protection	268,432.00
Police protection	425,736.00
Other protection	29,936.00
Civil defense and disaster control	6,145.00
Streets and Roads	
Repairs and maintenance	188,874.55
Street lighting	62,900.00
Sanitation	
Street cleaning	12,250.00
Garbage and trash removal	65,750.00
Sanitary sewers	83,004.00
Health and Welfare	
Health services	76,590.00
Welfare—public assistance	16,080.00
Hospitals
Recreation	
Beaches and boardwalks
Parks and playgrounds	142,100.00
Other recreational services
Education (excl. school districts)	
Libraries	39,252.13
Other educational services	3,200.00
Statutory Expenditures	
.....	139,000.00
Unclassified Purposes	
.....	3,000.00
Total Municipal Functions	\$1,853,390.68
Per Capita—Municipal Functions	
.....	\$88.07
Capital Improvements	
.....	30,000.00
Debt Service	
Principal payments ..	\$139,000.00
Interest payments ..	41,865.00
Per Capita—Debt Service	
.....	\$8.59
Deferred Charges	
.....	46,849.41
Total Municipal Expenditures	\$2,111,605.09
Required Payments for Local School, County, and Special District Taxes	
.....	2,821,200.52
TOTAL EXPENDITURES	\$4,932,805.61
Reserve for Uncollected Taxes..	
.....	\$351,157.57
GRAND TOTAL	\$5,283,963.18

REVENUES REALIZED IN 1967

Surplus revenue appropriated	\$275,000.00
Miscellaneous revenues realized	524,078.91
State aid revenues realized	20,831.79
Delinquent tax and lien collections	164,000.18
Current tax collections	4,185,464.61
Emergency borrowings
TOTAL REVENUES	\$5,169,375.49

CAPITAL OUTLAY (BY ORDINANCE) 1967

Beaches and boardwalks
Buildings and equipment	\$5,401.00
Parks and playgrounds	21,500.00
Sanitary sewers
Streets and roads	50,486.93
Water supply	370,346.30
Other purposes	177,489.30
TOTAL	\$625,223.53

TAXES

Local school taxes	\$2,335,857.50
County taxes	485,343.02
Special district taxes
.....	\$2,821,200.52
Local purpose taxes	1,565,203.26
Veteran and senior citizen tax ..	49,530.00
Total tax levy (for rate purposes)	\$4,435,933.78
Per Capita Total Tax Levy ...	
.....	\$210.73
General tax rate	
.....
Adjusted business personality tax rate	
.....	9.84
Adjusted general tax rate	
.....	7.23
Current Taxes	
1967 taxes levied (total)	\$4,486,044.45
Collected in 1967	4,185,464.61
Per cent of levy collected	93.29
Transferred to liens
Adjustments
Balance December 31, 1967	\$300,579.84
All Prior Years Taxes Outstanding	
Balance January 1, 1967	\$360,918.27
Collected in 1967	156,938.28
Adjustments
Balance December 31, 1967	\$203,979.99
Tax Title Liens Outstanding	
Balance January 1, 1967	\$24,918.27
Redeemed by cash	7,061.90
Adjustments	—671.41
Balance December 31, 1967	\$17,184.96
Property Acquired by Deed or Foreclosure	
Balance January 1, 1967	\$10,900.00
Sale for cash
Adjustments
Balance December 31, 1967	\$10,900.00

CAPITAL DEBT, DECEMBER 31, 1967

Authorized—Issued and Unissued

	Gross Debt	Net Debt
School debt	\$2,579,000.00
Self-liquidating debt ..	3,812,634.00	\$333,209.00
Other capital debt	1,588,540.00	1,588,540.00
.....	\$7,980,174.00	\$1,921,749.00
Per Cent	6.77	1.63
Per Capita	\$379.11	\$91.29

Issued and Outstanding

School debt	\$2,579,000.00
Self-liquidating debt	2,269,390.00
Other capital debt	1,296,000.00
TOTAL	\$6,144,390.00

Equalized Valuation Basis \$117,746,598.00

CURRENT FINANCES DECEMBER 31, 1967

Cash	\$359,551.80
Taxes receivable	504,559.83
Tax title liens	17,184.96
Foreclosed property	10,900.00
Other receivables	6,978.99
Emergencies and deferred charges ..	23,236.23
State road aid receivable	8,177.00
TOTAL	\$930,588.81
Cash liabilities	\$124,067.41
Reserves for receivables	539,623.78
Surplus revenue	266,897.62
TOTAL	\$930,588.81

MOUNTAIN LAKES BOROUGH—MORRIS COUNTY

Population U. S. Census, 1960—4,037
Estimated Population, 1967—4,490

Land Area 3.00 sq. mi.

Net Valuation Taxable \$19,160,884
Equalized Valuation \$39,461,203

EXPENDITURES FOR 1967

General Government	
Administrative and executive	\$63,411.00
Assessment and collection of taxes	8,210.00
Financial administration	4,889.00
Public Safety	
Fire protection	29,062.00
Police protection	94,797.00
Other protection	2,100.00
Civil defense and disaster control	1,000.00
Streets and Roads	
Repairs and maintenance	60,096.00
Street lighting	8,600.00
Sanitation	
Street cleaning
Garbage and trash removal
Sanitary sewers
Health and Welfare	
Health services	5,200.00
Welfare—public assistance	100.00
Hospitals
Recreation	
Beaches and boardwalks	16,772.00
Parks and playgrounds	16,772.00
Other recreational services	17,470.00
Education (excl. school districts)	
Libraries	14,000.00
Other educational services
Statutory Expenditures	21,969.69
Unclassified Purposes	1,000.00
Total Municipal Functions	\$348,676.69
Per Capita—Municipal Functions	\$77.66
Capital Improvements	48,300.00
Debt Service
Principal payments
Interest payments
Per Capita—Debt Service
Deferred Charges	616.59
Total Municipal Expenditures	\$397,593.28
Required Payments for Local School, County, and Special District Taxes	
.....	1,308,206.13
TOTAL EXPENDITURES	\$1,705,799.41
Reserve for Uncollected Taxes	\$129,507.25
GRAND TOTAL	\$1,835,106.66

REVENUES REALIZED IN 1967

Surplus revenue appropriated	\$135,000.00
Miscellaneous revenues realized ..	77,584.20
State aid revenues realized	15,304.00
Delinquent tax and lien collections ..	47,231.17
Current tax collections	1,587,876.05
Emergency borrowings
TOTAL REVENUES	\$1,862,995.42

CAPITAL OUTLAY (BY ORDINANCE) 1967

Beaches and boardwalks
Buildings and equipment	\$58,750.18
Parks and playgrounds
Sanitary sewers
Streets and roads	20,213.05
Water supply	79,142.20
Other purposes
TOTAL	\$158,105.43

TAXES

Local school taxes	\$1,155,616.24
County taxes	152,589.89
Special district taxes
.....	\$1,308,206.13
Local purpose taxes	306,952.84
Veteran and senior citizen tax ..	24,190.00
Total tax levy (for rate purposes) ..	\$1,639,348.97
Per Capita Total Tax Levy ..	
.....	\$365.11
General tax rate
Adjusted business personality tax rate	14.44
Adjusted general tax rate	8.48
Current Taxes	
1967 taxes levied (total)	\$1,620,399.41
Collected in 1967	1,587,876.05
Per cent of levy collected	97.99
Transferred to liens	4,066.16
Adjustments	789.19
Balance December 31, 1967	\$27,668.01
All Prior Years Taxes Outstanding	
Balance January 1, 1967	\$42,024.30
Collected in 1967	39,849.97
Adjustments	—134.21
Balance December 31, 1967	\$2,040.12
Tax Title Liens Outstanding	
Balance January 1, 1967	\$11,992.30
Redeemed by cash	7,331.20
Adjustments	+4,066.16
Balance December 31, 1967	\$8,677.26
Property Acquired by Deed or Foreclosure	
Balance January 1, 1967	\$126,878.09
Sale for cash
Adjustments
Balance December 31, 1967	\$126,878.09

CAPITAL DEBT, DECEMBER 31, 1967

Authorized—Issued and Unissued		
	Gross Debt	Net Debt
School debt	\$1,683,000.00	\$93,344.00
Self-liquidating debt ..	178,000.00
Other capital debt
.....	\$1,861,000.00	\$93,344.00
Per Cent	4.68	0.23
Per Capita	\$414.48	\$20.79

Issued and Outstanding

School debt	\$1,683,000.00
Self-liquidating debt	123,000.00
Other capital debt
.....	\$1,806,000.00

Equalized Valuation Basis \$39,741,397.00

CURRENT FINANCES DECEMBER 31, 1967	
Cash	\$275,498.30
Taxes receivable	29,708.13
Tax title liens	8,677.26
Foreclosed property	126,878.09
Other receivables	10,290.54
Emergencies and deferred charges ..	5,593.72
State road aid receivable	22,968.00
.....	\$479,614.04
Cash liabilities	\$50,707.18
Reserves for receivables	175,554.02
Surplus revenue	253,352.84
.....	\$479,614.04

MOUNTAINSIDE BOROUGH—UNION COUNTY

Population U. S. Census, 1960—6,325
Estimated Population, 1967—7,960

Land Area 4.10 sq. mi.

Net Valuation Taxable \$43,495,200
Equalized Valuation \$94,051,672

EXPENDITURES FOR 1967

General Government

Administrative and executive	\$85,685.00
Assessment and collection of taxes ..	32,325.00
Financial administration	3,700.00

Public Safety

Fire protection	66,050.00
Police protection	188,826.00
Other protection	7,350.00
Civil defense and disaster control ..	2,115.00

Streets and Roads

Repairs and maintenance	72,383.00
Street lighting	8,500.00

Sanitation

Street cleaning
Garbage and trash removal
Sanitary sewers	21,722.00

Health and Welfare

Health services	11,530.00
Welfare—public assistance	2,400.00
Hospitals	1,000.00

Recreation

Benches and boardwalks
Parks and playgrounds
Other recreational services	3,950.00

Education (excl. school districts)

Libraries	34,000.00
Other educational services

Statutory Expenditures

23,900.00

Unclassified Purposes

2,000.00

Total Municipal Functions \$567,436.00

Per Capita—Municipal Functions \$71.29

Capital Improvements

42,500.00

Debt Service

26,000.00

Principal payments .. \$20,000.00

Interest payments .. 6,000.00

Per Capita—Debt Service \$3.27

Deferred Charges

.....

Total Municipal Expenditures \$635,936.00

Required Payments for Local

School, County, and Special

District Taxes

1,886,135.07

TOTAL EXPENDITURES \$2,522,071.07

Reserve for Uncollected Taxes... \$89,007.36

GRAND TOTAL \$2,611,078.43

REVENUES REALIZED IN 1967

Surplus revenue appropriated	\$150,000.00
Miscellaneous revenues realized ..	239,145.65
State aid revenues realized ..	22,893.63
Delinquent tax and lien collections ..	32,430.55
Current tax collections	2,210,877.88
Emergency borrowings

TOTAL REVENUES \$2,655,352.76

CAPITAL OUTLAY (BY ORDINANCE) 1967

Beaches and boardwalks
Buildings and equipment	\$296,347.71
Parks and playgrounds	99,030.34
Sanitary sewers
Streets and roads	122,834.56
Water supply
Other purposes	14,500.00
	<u>\$532,712.61</u>

TAXES

Local school taxes	\$1,554,354.69
County taxes	331,780.38
Special district taxes

Local purpose taxes	\$1,886,135.07
Veteran and senior citizen tax ..	325,518.36
	46,260.00

Total tax levy (for rate purposes) \$2,257,913.43

Per Capita Total Tax Levy ... \$283.66

General tax rate
Adjusted business personalty tax rate ..	7.22
Adjusted general tax rate	5.06

Current Taxes

1967 taxes levied (total)	\$2,236,118.53
Collected in 1967	2,210,877.88
Per cent of levy collected	98.87
Transferred to liens
Adjustments
Balance December 31, 1967	<u>\$25,240.65</u>

All Prior Years Taxes Outstanding

Balance January 1, 1967	\$36,197.05
Collected in 1967	32,430.55
Adjustments
Balance December 31, 1967	<u>\$3,766.50</u>

Tax Title Liens Outstanding

Balance January 1, 1967	\$288.70
Redeemed by cash
Adjustments
Balance December 31, 1967	<u>\$288.70</u>

Property Acquired by Deed or Foreclosure

Balance January 1, 1967	\$4,025.00
Sale for cash
Adjustments
Balance December 31, 1967	<u>\$4,025.00</u>

CAPITAL DEBT, DECEMBER 31, 1967

Authorized—Issued and Unissued

	Gross Debt	Net Debt
School debt	\$2,975,360.00
Self-liquidating debt ..	285,000.00
Other capital debt	714,696.00	\$714,696.00
	<u>\$3,975,056.00</u>	<u>\$714,696.00</u>
Per Cent	4.59	0.82
Per Capita	\$499.38	\$89.79

Issued and Outstanding

School debt	\$2,130,359.00
Self-liquidating debt	285,000.00
Other capital debt	598,917.00
	<u>\$3,014,276.00</u>

Equalized Valuation Basis \$86,445,730.00

CURRENT FINANCES DECEMBER 31, 1967

Cash	\$356,330.28
Taxes receivable	29,007.15
Tax title liens	288.70
Foreclosed property	4,025.00
Other receivables	2,071.97
Emergencies and deferred charges
State road aid receivable	15,475.00
	<u>\$407,198.10</u>
Cash liabilities	\$97,150.03
Reserves for receivables	35,392.82
Surplus revenue	274,655.25
	<u>\$407,198.10</u>

MOUNT ARLINGTON BOROUGH—MORRIS COUNTY

Population U. S. Census, 1960—1,246
Estimated Population, 1967—1,860

Land Area 2.70 sq. mi.

Net Valuation Taxable \$9,047,439
Equalized Valuation \$17,110,903

EXPENDITURES FOR 1967

General Government

Administrative and executive \$38,448.74
Assessment and collection of taxes 7,833.00
Financial administration 925.00

Public Safety

Fire protection 5,050.00
Police protection 33,845.26
Other protection
Civil defense and disaster control 800.00

Streets and Roads

Repairs and maintenance 44,001.73
Street lighting 6,003.00

Sanitation

Street cleaning
Garbage and trash removal 6,765.74
Sanitary sewers
Hospitals 500.00

Health and Welfare

Health services 2,450.00
Welfare—public assistance 450.00
Hospitals 500.00

Recreation

Beaches and boardwalks
Parks and playgrounds 2,500.00
Other recreational services
Education (excl. school districts)

Libraries 520.00
Other educational services
Statutory Expenditures 5,500.00
Unclassified Purposes 100.00

Total Municipal Functions \$155,692.47

Per Capita—Municipal Functions \$83.71

Capital Improvements 16,002.22

Debt Service 12,887.50

Principal payments .. \$12,000.00

Interest payments .. \$87.50

Per Capita—Debt Service \$8.60

Deferred Charges 345.97

Total Municipal Expenditures \$184,928.16

Required Payments for Local

School, County, and Special District Taxes 403,294.32

TOTAL EXPENDITURES \$588,222.48

Reserve for Uncollected Taxes... \$63,702.88

GRAND TOTAL \$651,925.36

REVENUES REALIZED IN 1967

Surplus revenue appropriated \$51,800.00

Miscellaneous revenues realized 49,362.34

State aid revenues realized 6,354.00

Delinquent tax and lien collections 27,242.58

Current tax collections 515,198.11

Emergency borrowings
TOTAL REVENUES \$649,957.03

CAPITAL OUTLAY (BY ORDINANCE) 1967

Beaches and boardwalks
Buildings and equipment
Parks and playgrounds
Sanitary sewers
Streets and roads
Water supply
Other purposes
.....

TAXES

Local school taxes \$338,261.50
County taxes 65,032.82
Special district taxes
..... \$403,294.32

Local purpose taxes 133,782.35

Veteran and senior citizen tax ... 11,500.00

Total tax levy (for rate purposes) \$548,576.67

Per Capita Total Tax Levy ... \$294.93

General tax rate
Adjusted business personality tax rate 20.89
Adjusted general tax rate 5.84

Current Taxes

1967 taxes levied (total) \$546,103.77

Collected in 1967 515,198.11

Per cent of levy collected 94.34

Transferred to liens
Adjustments 1,153.40

Balance December 31, 1967 \$29,752.26

All Prior Years Taxes Outstanding

Balance January 1, 1967 \$27,356.19

Collected in 1967 25,993.62

Adjustments -110.66

Balance December 31, 1967 \$1,251.91

Tax Title Liens Outstanding

Balance January 1, 1967 \$7,502.25

Redeemed by cash 1,248.96

Adjustments +1,264.06

Balance December 31, 1967 \$7,517.35

Property Acquired by Deed or Foreclosure

Balance January 1, 1967 \$13,180.00

Sale for cash 400.00

Adjustments +259.00

Balance December 31, 1967 \$13,039.00

CAPITAL DEBT, DECEMBER 31, 1967

Authorized—Issued and Unissued

	Gross Debt	Net Debt
School debt	\$355,000.00
Self-liquidating debt ..	20,500.00	\$20,500.00
Other capital debt	\$375,500.00	\$20,500.00

Per Cent 2.37 0.12

Per Capita \$201.88 \$11.02

Issued and Outstanding

School debt	\$355,000.00
Self-liquidating debt
Other capital debt	10,000.00
	\$365,000.00

Equalized Valuation Basis \$15,827,083.00

CURRENT FINANCES DECEMBER 31, 1967

Cash	\$126,830.69
Taxes receivable	31,004.17
Tax title liens	7,517.35
Foreclosed property	13,030.00
Other receivables	219.56
Emergencies and deferred charges ..	1,083.48
State road aid receivable	4,952.00
	\$184,637.25

Cash liabilities \$45,295.25

Reserves for receivables 51,771.08

Surplus revenue 87,570.92

\$184,637.25

MOUNT EPHRAIM BOROUGH—CAMDEN COUNTY

Population U. S. Census, 1960—5,447
Estimated Population, 1967—6,140

Land Area 0.97 sq. mi.

Net Valuation Taxable \$11,233,010
Equalized Valuation \$25,061,941

EXPENDITURES FOR 1967

General Government	
Administrative and executive	\$32,210.45
Assessment and collection of taxes	12,565.56
Financial administration	2,600.00
Public Safety	
Fire protection	15,445.27
Police protection	15,455.12
Other protection	1,750.00
Civil defense and disaster control
Streets and Roads	
Repairs and maintenance	17,750.00
Street lighting	7,407.32
Sanitation	
Street cleaning
Garbage and trash removal	17,500.00
Sanitary sewers	25,617.59
Health and Welfare	
Health services	1,018.23
Welfare—public assistance	1,625.00
Hospitals
Recreation	
Beaches and boardwalks
Parks and playgrounds	1,000.00
Other recreational services
Education (excl. school districts)	
Libraries	1,167.66
Other educational services
Statutory Expenditures	11,101.81
Unclassified Purposes	100.00
Total Municipal Functions	\$204,314.01
Per Capita—Municipal Functions	\$33.28
Capital Improvements	
Debt Service	38,178.52
Principal payments	\$30,000.00
Interest payments	8,178.52
Per Capita—Debt Service	\$6.22
Deferred Charges	5,411.24
Total Municipal Expenditures	\$266,103.77
Required Payments for Local School, County, and Special District Taxes	
	525,434.52
TOTAL EXPENDITURES	\$791,538.29
Reserve for Uncollected Taxes	\$36,461.76
GRAND TOTAL	\$828,000.05

REVENUES REALIZED IN 1967

Surplus revenue appropriated	\$50,000.00
Miscellaneous revenues realized	89,132.26
State aid revenues realized	14,590.70
Delinquent tax and lien collections	8,633.02
Current tax collections	684,063.93
Emergency borrowings
TOTAL REVENUES	\$846,419.91

CAPITAL OUTLAY (BY ORDINANCE) 1967

Beaches and boardwalks
Buildings and equipment	\$3,800.00
Parks and playgrounds
Sanitary sewers	42,190.59
Streets and roads	9,913.27
Water supply
Other purposes
	\$55,903.86

TAXES

Local school taxes	\$326,944.25
County taxes	198,490.27
Special district taxes
	\$525,434.52
Local purpose taxes	156,000.00
Veteran and senior citizen tax	42,270.00
Total tax levy (for rate purposes)	\$723,704.52
Per Capita Total Tax Levy	
General tax rate
Adjusted business personalty tax rate	8.34
Adjusted general tax rate	6.38
Current Taxes	
1967 taxes levied (total)	\$688,528.58
Collected in 1967	684,063.93
Per cent of levy col- lected	99.35
Transferred to liens
Adjustments	1,114.27
Balance December 31, 1967	\$3,350.38
All Prior Years Taxes Outstanding	
Balance January 1, 1967	\$8,400.71
Collected in 1967	8,495.77
Adjustments	+95.06
Balance December 31, 1967
Tax Title Liens Outstanding	
Balance January 1, 1967	\$137.25
Redeemed by cash	137.25
Adjustments
Balance December 31, 1967

Property Acquired by Deed or Foreclosure

Balance January 1, 1967	\$2,535.00
Sale for cash	35.00
Adjustments
Balance December 31, 1967	\$2,500.00

CAPITAL DEBT, DECEMBER 31, 1967

Authorized—Issued and Unissued

	Gross Debt	Net Debt
School debt	\$45,000.00
Self-liquidating debt
Other capital debt	242,000.00	\$242,000.00
	\$287,000.00	\$242,000.00
Per Cent	1.21	1.02
Per Capita	\$46.74	\$39.41

Issued and Outstanding

School debt	\$45,000.00
Self-liquidating debt
Other capital debt	229,650.00
	\$274,650.00

Equalized Valuation Basis \$23,530,727.00

CURRENT FINANCES DECEMBER 31, 1967

Cash	\$106,169.17
Taxes receivable	3,350.38
Tax title liens
Foreclosed property	2,500.00
Other receivables	24,740.57
Emergencies and deferred charges ..	3,587.01
State road aid receivable	10,602.00
	\$150,949.13
Cash liabilities	\$23,591.36
Reserves for receivables	30,590.95
Surplus revenue	96,766.82
	\$150,949.13

MOUNT HOLLY TOWNSHIP—BURLINGTON COUNTY

Population U. S. Census, 1960—13,271
Estimated Population, 1967—14,940

Land Area 2.91 sq. mi.

Net Valuation Taxable \$47,775,580
Equalized Valuation \$48,026,205

EXPENDITURES FOR 1967

General Government

Administrative and executive	\$100,337.00
Assessment and collection of taxes ..	54,262.00
Financial administration	23,375.35

Public Safety

Fire protection	37,758.00
Police protection	193,626.00
Other protection	11,610.00
Civil defense and disaster control

Streets and Roads

Repairs and maintenance	95,945.00
Street lighting	32,050.00

Sanitation

Street cleaning
Garbage and trash removal	39,890.81
Sanitary sewers

Health and Welfare

Health services	17,959.00
Welfare—public assistance	10,873.81
Hospitals

Recreation

Beaches and boardwalks
Parks and playgrounds	22,556.03
Other recreational services	9,260.00

Education (excl. school districts)

Libraries	13,000.00
Other educational services	4,925.00

Statutory Expenditures

	42,573.62
--	-----------

Unclassified Purposes

--	-------

Total Municipal Functions \$710,001.62

Per Capita—Municipal Functions \$47.52

Capital Improvements

	82,034.44
--	-----------

Debt Service

Principal payments ..	\$1,500.00
Interest payments ..	5,105.63

Per Capita—Debt Service \$0.44

Deferred Charges

	1,965.95
--	----------

Total Municipal Expenditures \$800,607.64

Required Payments for Local

School, County, and Special
-----------------------------	-------

District Taxes	1,341,983.38
----------------------	--------------

TOTAL EXPENDITURES \$2,142,591.02

Reserve for Uncollected Taxes... \$105,930.99

GRAND TOTAL \$2,248,522.01

REVENUES REALIZED IN 1967

Surplus revenue appropriated ...	\$65,000.00
Miscellaneous revenues realized ..	255,210.63
State aid revenues realized	30,251.00
Delinquent tax and lien collections ..	85,062.39
Current tax collections	1,712,908.21
Emergency borrowings

TOTAL REVENUES \$2,148,432.23

CAPITAL OUTLAY (BY ORDINANCE) 1967

Beaches and boardwalks
Buildings and equipment	\$5,080.55
Parks and playgrounds
Sanitary sewers
Streets and roads	5,196.07
Water supply	65,596.39
Other purposes

\$75,873.01

TAXES

Local school taxes	\$1,108,846.80
County taxes	233,136.58
Special district taxes

\$1,341,983.38

Local purpose taxes	467,387.90
Veteran and senior citizen tax ...	68,450.00

Total tax levy (for rate purposes) \$1,877,821.28

Per Capita Total Tax Levy ... \$125.69

General tax rate
Adjusted business personality tax rate	6.53
Adjusted general tax rate	3.70

Current Taxes

1967 taxes levied (total)	\$1,817,729.52
Collected in 1967	1,712,908.21
Per cent of levy col- lected	94.23

Transferred to liens	4,882.10
Adjustments	7,945.13

Balance December 31, 1967 \$91,994.08

All Prior Years Taxes Outstanding

Balance January 1, 1967	\$86,394.17
Collected in 1967	81,909.13
Adjustments	+255.08

Balance December 31, 1967 \$4,740.12

Tax Title Liens Outstanding

Balance January 1, 1967	\$13,787.54
Redeemed by cash	3,153.26
Adjustments	+5,139.75

Balance December 31, 1967 \$15,774.03

Property Acquired by Deed or

Foreclosure

Balance January 1, 1967	\$8,150.00
Sale for cash
Adjustments	+225.00

Balance December 31, 1967 \$7,925.00

CAPITAL DEBT, DECEMBER 31, 1967

Authorized—Issued and Unissued

	Gross Debt	Net Debt
School debt	\$2,231,242.00
Self-liquidating debt
Other capital debt	357,000.00	\$357,000.00
	<u>\$2,588,242.00</u>	<u>\$357,000.00</u>

Per Cent

Per Capita \$173.24 \$23.90

Issued and Outstanding

School debt	\$2,231,242.00
Self-liquidating debt
Other capital debt	152,650.00

\$2,383,892.00

Equalized Valuation Basis \$43,834,136.00

CURRENT FINANCES DECEMBER 31, 1967

Cash	\$314,708.65
Taxes receivable	96,734.20
Tax title liens	15,774.03
Foreclosed property	7,925.00
Other receivables	8,200.00
Emergencies and deferred charges ..	48,088.63
State road aid receivable	23,575.00

\$515,005.51

Cash liabilities	\$182,159.39
Reserves for receivables	128,633.23

Surplus revenue

\$515,005.51

MOUNT LAUREL TOWNSHIP—BURLINGTON COUNTY

Population U. S. Census, 1960—5,249
Estimated Population, 1967—8,300

Land Area 22.05 sq. mi.

Net Valuation Taxable \$44,235,093
Equalized Valuation \$54,349,424

EXPENDITURES FOR 1967

General Government	
Administrative and executive	\$31,450.95
Assessment and collection of taxes	55,230.00
Financial administration	3,300.00
Public Safety	
Fire protection	14,150.00
Police protection	117,860.00
Other protection	5,125.00
Civil defense and disaster control	350.00
Streets and Roads	
Repairs and maintenance	80,474.00
Street lighting	11,800.00
Sanitation	
Street cleaning
Garbage and trash removal	32,900.00
Sanitary sewers
Health and Welfare	
Health services	6,940.00
Welfare—public assistance	5,925.00
Hospitals
Recreation	
Benches and boardwalks
Parks and playgrounds	9,015.05
Other recreational services
Education (excl. school districts)	
Libraries	5,000.00
Other educational services
Statutory Expenditures	10,914.00
Unclassified Purposes	1,050.00
Total Municipal Functions	\$441,484.00

Per Capita—Municipal Functions	\$53.19
Capital Improvements	30,950.00
Debt Service	6,000.00
Principal payments	\$6,000.00
Interest payments
Per Capita—Debt Service	\$0.72
Deferred Charges	2,164.47
Total Municipal Expenditures	\$450,598.47

Required Payments for Local School, County, and Special District Taxes	1,340,341.34
TOTAL EXPENDITURES	\$1,820,029.51
Reserve for Uncollected Taxes..	\$125,700.00

GRAND TOTAL

REVENUES REALIZED IN 1967

Surplus revenue appropriated	\$102,200.00
Miscellaneous revenues realized ..	244,885.84
State aid revenues realized	21,981.15
Delinquent tax and lien collections ..	97,083.89
Current tax collections	1,450,308.95
Emergency borrowings
TOTAL REVENUES	\$1,946,459.84

CAPITAL OUTLAY (BY ORDINANCE) 1967

Benches and boardwalks
Buildings and equipment	\$13,700.00
Parks and playgrounds
Sanitary sewers
Streets and roads
Water supply
Other purposes
Total	\$13,700.00

TAXES

Local school taxes	\$1,077,313.67
County taxes	263,022.67
Special district taxes
Total	\$1,340,341.34
Local purpose taxes	164,000.00
Veteran and senior citizen tax	45,920.00
Total tax levy (for rate purposes)	\$1,550,261.34

Per Capita Total Tax Levy	\$186.75
General tax rate
Adjusted business personalty tax rate	10.89
Adjusted general tax rate	3.35

Current Taxes

1967 taxes levied (total)	\$1,654,117.20
Collected in 1967	1,450,308.95
Per cent of levy collected	89.49
Transferred to liens	1,746.14
Adjustments	6,509.76
Balance December 31, 1967	\$165,562.32

All Prior Years Taxes Outstanding

Balance January 1, 1967	\$103,402.23
Collected in 1967	95,705.31
Adjustments	-560.00
Balance December 31, 1967	\$13,257.97

Tax Title Liens Outstanding

Balance January 1, 1967	\$7,330.36
Redeemed by cash	1,378.53
Adjustments	-1,746.14
Balance December 31, 1967	\$5,195.92

Property Acquired by Deed or Foreclosure

Balance January 1, 1967	\$12,175.00
Sale for cash	1,450.00
Adjustments	-89.00
Balance December 31, 1967	\$10,645.00

CAPITAL DEBT, DECEMBER 31, 1967

Authorized—Issued and Unissued

	Gross Debt	Net Debt
School debt	\$4,954,029.00	\$1,645,783.00
Self-liquidating debt
Other capital debt	39,500.00	39,500.00
Total	\$4,993,529.00	\$1,685,283.00
Per Cent	10.63	3.58
Per Capita	\$601.63	\$203.05

Issued and Outstanding

School debt	\$2,122,151.00
Self-liquidating debt
Other capital debt	4,500.00
Total	\$2,126,651.00

Equalized Valuation Basis \$46,973,891.00

CURRENT FINANCES DECEMBER 31, 1967

Cash	\$319,313.54
Taxes receivable	178,810.29
Tax title liens	\$197.92
Foreclosed property	10,445.60
Other receivables	165.00
Emergencies and deferred charges ..	38,221.33
State road aid receivable	10,000.00
Total	\$1,165,353.28
Cash liabilities	\$791,770.23
Reserves for receivables	197,815.21
Surplus revenue	235,755.94
Total	\$1,165,353.28

MOUNT OLIVE TOWNSHIP—MORRIS COUNTY

Population U. S. Census, 1960—3,607
Estimated Population, 1967—5,950

Land Area 31.60 sq. mi.

Net Valuation Taxable \$21,321,444
Equalized Valuation \$51,026,311

EXPENDITURES FOR 1967

General Government	
Administrative and executive	\$78,143.22
Assessment and collection of taxes	22,135.17
Financial administration	5,545.21
Public Safety	
Fire protection	12,000.00
Police protection	63,238.92
Other protection	13,429.85
Civil defense and disaster control	867.93
Streets and Roads	
Repairs and maintenance	105,443.50
Street lighting	2,647.09
Sanitation	
Street cleaning
Garbage and trash removal
Sanitary sewers
Health and Welfare	
Health services	6,908.60
Welfare—public assistance	3,130.00
Hospitals	1,000.00
Recreation	
Beaches and boardwalks	2,028.60
Parks and playgrounds
Other recreational services	3,500.00
Education (excl. school districts)	
Libraries
Other educational services	282.50
Statutory Expenditures	21,689.41
Unclassified Purposes	50.00
Total Municipal Functions	\$342,050.00
Per Capita—Municipal Functions	\$57.49
Capital Improvements	33,752.23
Debt Service	
Principal payments
Interest payments
Per Capita—Debt Service	
Deferred Charges	9,546.00
Total Municipal Expenditures	\$385,348.23
Required Payments for Local School, County, and Special District Taxes	
	1,169,594.56
TOTAL EXPENDITURES	\$1,554,942.79
Reserve for Uncollected Taxes...	\$272,156.02
GRAND TOTAL	\$1,827,098.81

REVENUES REALIZED IN 1967

Surplus revenue appropriated	\$131,000.00
Miscellaneous revenues realized	152,272.59
State aid revenues realized	33,165.00
Delinquent tax and lien collections	137,454.93
Current tax collections	1,363,017.02
Emergency borrowings

TOTAL REVENUES \$1,816,909.54

CAPITAL OUTLAY (BY ORDINANCE) 1967

Beaches and boardwalks
Buildings and equipment	\$14,000.00
Parks and playgrounds
Sanitary sewers
Streets and roads
Water supply
Other purposes
	\$14,000.00

TAXES

Local school taxes	\$932,056.81
County taxes	195,817.20
Special district taxes	41,720.55
	\$1,169,594.56
Local purpose taxes	280,043.43
Veteran and senior citizen tax	33,870.00
Total tax levy (for rate purposes)	\$1,483,507.99
Per Capita Total Tax Levy	
General tax rate
Adjusted business personalty tax rate	11.06
Adjusted general tax rate	6.83
Current Taxes	
1967 taxes levied (total)	\$1,556,770.65
Collected in 1967	1,363,017.02
Per cent of levy collected	87.55
Transferred to liens
Adjustments
Balance December 31, 1967	\$193,753.63
All Prior Years Taxes Outstanding	
Balance January 1, 1967	\$256,152.85
Collected in 1967	136,629.81
Adjustments	14,299.00
Balance December 31, 1967	\$105,224.04
Tax Title Liens Outstanding	
Balance January 1, 1967	\$40,936.74
Redeemed by cash	825.12
Adjustments
Balance December 31, 1967	\$40,111.62
Property Acquired by Deed or Foreclosure	
Balance January 1, 1967	\$27,450.00
Sale for cash
Adjustments
Balance December 31, 1967	\$27,450.00

CAPITAL DEBT, DECEMBER 31, 1967

Authorized—Issued and Unissued		
	Gross Debt	Net Debt
School debt	\$4,121,448.00	\$937,583.00
Self-liquidating debt
Other capital debt	5,000.00	5,000.00
	\$4,126,448.00	\$942,583.00
Per Cent	9.02	2.06
Per Capita	\$693.52	\$158.42
Issued and Outstanding		
School debt	\$1,945,366.00
Self-liquidating debt
Other capital debt
		\$1,945,366.00

Equalized Valuation Basis \$45,747,242.00

CURRENT FINANCES DECEMBER 31, 1967

Cash	\$342,855.05
Taxes receivable	298,977.67
Tax title liens	40,111.62
Foreclosed property	27,450.00
Other receivables	1,124.92
Emergencies and deferred charges	8,050.00
State road aid receivable	25,877.00
	\$744,446.26
Cash liabilities	\$67,007.77
Reserves for receivables	367,664.21
Surplus revenue	309,774.28
	\$744,446.26

MULLICA TOWNSHIP—ATLANTIC COUNTY

Population U. S. Census, 1960—2,944
Estimated Population, 1967—3,620

Land Area 54.72 sq. mi.

Net Valuation Taxable \$7,998,568
Equalized Valuation \$17,693,895

EXPENDITURES FOR 1967

General Government	
Administrative and executive	\$34,800.00
Assessment and collection of taxes	12,700.00
Financial administration	3,150.00
Public Safety	
Fire protection	10,400.00
Police protection	22,000.00
Other protection	1,600.00
Civil defense and disaster control	800.00
Streets and Roads	
Repairs and maintenance	51,089.96
Street lighting	7,000.00
Sanitation	
Street cleaning
Garbage and trash removal	3,550.00
Sanitary sewers
Health and Welfare	
Health services	3,024.48
Welfare—public assistance	1,900.00
Hospitals	500.00
Recreation	
Beaches and boardwalks
Parks and playgrounds
Other recreational services
Education (excl. school districts)	
Libraries
Other educational services
Statutory Expenditures	2,800.00
Unclassified Purposes	175.00
Total Municipal Functions	\$155,489.44
Per Capita—Municipal Functions	\$42.95
Capital Improvements	34,624.44
Debt Service	
Principal payments
Interest payments
Per Capita—Debt Service
Deferred Charges	1,800.00
Total Municipal Expenditures	\$191,913.88
Required Payments for Local School, County, and Special District Taxes	
.....	438,653.95
TOTAL EXPENDITURES	\$630,567.83
Reserve for Uncollected Taxes..	\$69,322.74
GRAND TOTAL	\$699,890.57

REVENUES REALIZED IN 1967

Surplus revenue appropriated	\$70,200.00
Miscellaneous revenues realized ..	83,844.75
State aid revenues realized	30,950.00
Delinquent tax and lien collections ..	54,313.20
Current tax collections	425,984.14
Emergency borrowings
TOTAL REVENUES	\$664,992.09

CAPITAL OUTLAY (BY ORDINANCE) 1967

Beaches and boardwalks
Buildings and equipment	\$3,000.00
Parks and playgrounds
Sanitary sewers
Streets and roads
Water supply
Other purposes
.....	\$3,000.00

TAXES

Local school taxes	\$303,097.95
County taxes	135,556.00
Special district taxes
.....	\$438,653.95
Local purpose taxes	47,086.62
Veteran and senior citizen tax ...	27,620.00
Total tax levy (for rate purposes)	\$513,360.57
Per Capita Total Tax Levy ...	
.....	\$141.81
General tax rate
Adjusted business personalty tax rate	7.37
Adjusted general tax rate	6.40
Current Taxes	
1967 taxes levied (total)	\$491,235.93
Collected in 1967	425,684.14
Per cent of levy col-lected	86.65
Transferred to liens
Adjustments
Balance December 31, 1967	\$65,551.79
All Prior Years Taxes Outstanding	
Balance January 1, 1967	\$57,002.20
Collected in 1967	52,184.95
Adjustments
Balance December 31, 1967	\$4,817.25
Tax Title Liens Outstanding	
Balance January 1, 1967	\$11,830.75
Redeemed by cash	2,128.25
Adjustments
Balance December 31, 1967	\$9,702.50
Property Acquired by Deed or Foreclosure	
Balance January 1, 1967	\$28,405.00
Sale for cash
Adjustments
Balance December 31, 1967	\$28,405.00

CAPITAL DEBT, DECEMBER 31, 1967

Authorized—Issued and Unissued

	Gross Debt	Net Debt
School debt	\$695,105.00
Self-liquidating debt
Other capital debt
.....	\$695,105.00
Per Cent	4.11
Per Capita	\$192.02
Issued and Outstanding		
School debt	\$695,105.00
Self-liquidating debt
Other capital debt
.....	\$695,105.00

Equalized Valuation Basis \$16,899,742.00

CURRENT FINANCES DECEMBER 31, 1967	
Cash	\$66,080.91
Taxes receivable	70,369.04
Tax title liens	9,702.50
Foreclosed property	28,405.00
Other receivables	1,277.62
Emergencies and deferred charges ..	4,500.00
State road aid receivable	25,762.00
.....	\$206,097.07
Cash liabilities	\$39,764.34
Reserves for receivables	109,754.16
Surplus revenue	56,578.57
.....	\$206,097.07

NATIONAL PARK BOROUGH—GLOUCESTER COUNTY

Population U. S. Census, 1960—3,380
Estimated Population, 1967—3,800

Land Area 0.99 sq. mi.

Net Valuation Taxable \$2,823,805
Equalized Valuation \$8,932,203

EXPENDITURES FOR 1967

General Government		
Administrative and executive	\$19,415.00	
Assessment and collection of taxes	8,010.00	
Financial administration	3,999.00	
Public Safety		
Fire protection	9,500.00	
Police protection	16,179.50	
Other protection	975.00	
Civil defense and disaster control	611.00	
Streets and Roads		
Repairs and maintenance	13,811.78	
Street lighting	6,740.00	
Sanitation		
Street cleaning	
Garbage and trash removal	7,306.00	
Sanitary sewers	
Health and Welfare		
Health services	2,170.50	
Welfare—public assistance	3,767.00	
Hospitals	
Recreation		
Beaches and boardwalks	
Parks and playgrounds	1,900.00	
Other recreational services	
Education (excl. school districts)		
Libraries	
Other educational services	250.00	
Statutory Expenditures	2,100.00	
Unclassified Purposes	
Total Municipal Functions	\$96,734.78	
Per Capita—Municipal Functions	\$25.46	
Capital Improvements	12,814.45	
Debt Service	2,956.66	
Principal payments	
Interest payments ..	\$2,966.66	
Per Capita—Debt Service	\$0.78	
Deferred Charges	955.86	
Total Municipal Expenditures	\$113,471.75	
Required Payments for Local School, County, and Special District Taxes		
	244,233.97	
TOTAL EXPENDITURES	\$357,705.72	
Reserve for Uncollected Taxes...	\$31,580.00	
GRAND TOTAL	\$389,285.72	

REVENUES REALIZED IN 1967

Surplus revenue appropriated	\$12,692.75
Miscellaneous revenues realized ..	42,282.47
State aid revenues realized	9,095.03
Delinquent tax and lien collections ..	26,927.10
Current tax collections	290,173.04
Emergency borrowings

TOTAL REVENUES **\$381,170.99**

CAPITAL OUTLAY (BY ORDINANCE) 1967

Beaches and boardwalks
Buildings and equipment
Parks and playgrounds
Sanitary sewers
Streets and roads
Water supply	\$1,248.96
Other purposes
	\$1,248.96

TAXES

Local school taxes	\$205,479.38
County taxes	38,754.59
Special district taxes
	\$244,233.97
Local purpose taxes	70,800.00
Veteran and senior citizen tax ...	23,380.00
Total tax levy (for rate purposes)	\$338,413.97

Per Capita Total Tax Levy ... **\$80.06**

General tax rate
Adjusted business personalty tax rate	13.35
Adjusted general tax rate	11.95

Current Taxes

1967 taxes levied (total)	\$318,616.20
Collected in 1967	290,173.04
Per cent of levy collected	91.07
Transferred to liens
Adjustments
Balance December 31, 1967	\$28,443.16

All Prior Years Taxes Outstanding

Balance January 1, 1967	\$21,110.23
Collected in 1967	20,904.41
Adjustments
Balance December 31, 1967	\$205.82

Tax Title Liens Outstanding

Balance January 1, 1967	\$10,642.84
Redeemed by cash	6,022.69
Adjustments
Balance December 31, 1967	\$4,620.15

Property Acquired by Deed or Foreclosure

Balance January 1, 1967	\$30,252.00
Sale for cash	1,390.00
Adjustments
Balance December 31, 1967	\$28,862.00

CAPITAL DEBT, DECEMBER 31, 1967

Authorized—Issued and Unissued

	Gross Debt	Net Debt
School debt	\$461,865.00
Self-liquidating debt ..	49,000.00
Other capital debt	2,933.00	\$2,933.00
	\$513,798.00	\$2,933.00
Per Cent	5.65	0.03
Per Capita	\$135.21	\$0.77

Issued and Outstanding

School debt	\$461,865.00
Self-liquidating debt	9,000.00
Other capital debt	2,933.00
	\$473,798.00

Equalized Valuation Basis \$9,087,920.00

CURRENT FINANCES DECEMBER 31, 1967

Cash	\$127,757.51
Taxes receivable	28,648.93
Tax title liens	4,620.15
Foreclosed property	28,862.00
Other receivables	181.22
Emergencies and deferred charges
State road aid receivable	9,659.90
	\$199,728.86
Cash liabilities	\$44,979.84
Reserves for receivables	62,312.35
Surplus revenue	92,436.67
	\$199,728.86

NEPTUNE TOWNSHIP—MONMOUTH COUNTY

Population U. S. Census, 1960—21,487
Estimated Population, 1967—26,870

Land Area 8.00 sq. mi.

Net Valuation Taxable \$138,395,259
Equalized Valuation \$143,019,217

EXPENDITURES FOR 1967

General Government	
Administrative and executive	\$205,055.62
Assessment and collection of taxes ..	69,074.46
Financial administration	44,629.38
Public Safety	
Fire protection	
Police protection	434,394.88
Other protection	16,353.07
Civil defense and disaster control ..	1,620.00
Streets and Roads	
Repairs and maintenance	266,992.00
Street lighting	24,542.80
Sanitation	
Street cleaning	
Garbage and trash removal	289,192.07
Sanitary sewers	
Health and Welfare	
Health services	66,700.00
Welfare—public assistance	26,350.00
Hospitals	2,500.00
Recreation	
Beaches and boardwalks	
Parks and playgrounds	31,940.00
Other recreational services	
Education (excl. school districts)	
Libraries	25,000.00
Other educational services	2,000.00
Statutory Expenditures	127,042.96
Unclassified Purposes	8,000.00
Total Municipal Functions	\$1,641,387.24
Per Capita—Municipal Functions	\$61.09
Capital Improvements	83,000.00
Debt Service	66,500.00
Principal payments ..	\$30,000.00
Interest payments ..	36,500.00
Per Capita—Debt Service	\$2.47
Deferred Charges	21,363.22
Total Municipal Expenditures	\$1,812,250.46
Required Payments for Local	
School, County, and Special	
District Taxes	
	3,802,989.08
TOTAL EXPENDITURES	\$5,615,239.54
Reserve for Uncollected Taxes...	\$317,638.31
GRAND TOTAL	\$5,932,877.85

REVENUES REALIZED IN 1967

Surplus revenue appropriated	\$179,293.14
Miscellaneous revenues realized ..	562,811.21
State aid revenues realized	95,347.90
Delinquent tax and lien collections ..	230,443.92
Current tax collections	4,665,656.72
Emergency borrowings	

TOTAL REVENUES \$5,733,552.89

CAPITAL OUTLAY (BY ORDINANCE) 1967

Beaches and boardwalks	
Buildings and equipment	\$101,058.09
Parks and playgrounds	
Sanitary sewers	214,068.27
Streets and roads	13,726.02
Water supply	126,917.14
Other purposes	
	\$455,769.52

TAXES

Local school taxes	\$2,819,302.05
County taxes	820,787.03
Special district taxes	162,900.00
	\$3,802,989.08
Local purpose taxes	1,126,955.27
Veteran and senior citizen tax ...	174,890.00
Total tax levy (for rate purposes)	\$5,104,834.35
Per Capita Total Tax Levy ...	
\$159.98	
General tax rate	
Adjusted business personalty tax ..	3.723
Adjusted general tax rate	3.560
Current Taxes	
1967 taxes levied (total)	\$4,964,785.91
Collected in 1967	4,665,656.72
Per cent of levy col- lected	93.97
Transferred to liens	54,546.29
Adjustments	6,272.80
Balance December 31, 1967	\$238,310.10
All Prior Years Taxes Outstanding	
Balance January 1, 1967	\$221,982.73
Collected in 1967	195,016.32
Adjustments	—14,772.42
Balance December 31, 1967	\$12,193.99
Tax Title Liens Outstanding	
Balance January 1, 1967	\$174,370.24
Redeemed by cash	35,427.60
Adjustments	+55,204.43
Balance December 31, 1967	\$194,147.07
Property Acquired by Deed or Foreclosure	
Balance January 1, 1967	\$344,451.00
Sale for cash	24,770.00
Adjustments	+43,270.00
Balance December 31, 1967	\$362,921.00

CAPITAL DEBT, DECEMBER 31, 1967

Authorized—Issued and Unissued		
	Gross Debt	Net Debt
School debt	\$5,921,000.00	\$478,105.00
Self-liquidating debt ..	3,473,500.00	3,473,500.00
Other capital debt	1,368,923.00	1,368,923.00
	\$10,763,423.00	\$5,320,528.00
Per Cent	7.91	3.91
Per Capita	\$400.56	\$198.01

Issued and Outstanding

School debt	\$5,921,000.00
Self-liquidating debt	3,346,000.00
Other capital debt	1,000,000.00
	\$10,267,000.00

Equalized Valuation Basis \$136,072,372.00

CURRENT FINANCES DECEMBER 31, 1967

Cash	\$996,045.12
Taxes receivable	250,504.06
Tax title liens	194,147.07
Foreclosed property	362,951.00
Other receivables	700,058.73
Emergencies and deferred charges ..	9,042.96
State road aid receivable	60,080.00
	\$2,572,828.97
Cash liabilities	\$293,443.72
Reserves for receivables	1,507,680.89
Surplus revenue	771,724.36
	\$2,572,828.97

NEPTUNE CITY BOROUGH—MONMOUTH COUNTY

Population U. S. Census, 1960—4,013
Estimated Population, 1967—4,940

Land Area 0.90 sq. mi.

Net Valuation Taxable \$21,786,345
Equalized Valuation \$26,505,506

EXPENDITURES FOR 1967

General Government		
Administrative and executive	\$38,322.71	
Assessment and collection of taxes	12,024.64	
Financial administration	5,300.00	
Public Safety		
Fire protection	13,026.29	
Police protection	109,323.20	
Other protection	1,367.00	
Civil defense and disaster control	519.60	
Streets and Roads		
Repairs and maintenance	46,553.40	
Street lighting	5,571.27	
Sanitation		
Street cleaning	
Garbage and trash removal	23,669.25	
Sanitary sewers	
Health and Welfare		
Health services	5,427.40	
Welfare—public assistance	4,382.46	
Hospitals	
Recreation		
Benches and boardwalks	
Parks and playgrounds	4,200.00	
Other recreational services	
Education (excl. school districts)		
Libraries	1,589.25	
Other educational services	579.02	
Statutory Expenditures		
.....	19,219.49	
Unclassified Purposes		
.....	97.13	
Total Municipal Functions	\$291,172.11	
Per Capita—Municipal Functions		
.....	\$58.94	
Capital Improvements		
.....	12,100.00	
Debt Service		
Principal payments ..	\$17,693.33	
Interest payments ..	775.56	
Per Capita—Debt Service	\$3.74	
Deferred Charges		
.....	5,805.00	
Total Municipal Expenditures	\$327,546.00	
Required Payments for Local School, County, and Special District Taxes		
.....	532,667.06	
TOTAL EXPENDITURES	\$860,213.06	
Reserve for Uncollected Taxes...		
.....	\$55,001.21	
GRAND TOTAL	\$915,214.27	

REVENUES REALIZED IN 1967

Surplus revenue appropriated	\$60,000.00
Miscellaneous revenues realized ..	129,761.67
State aid revenues realized	12,827.50
Delinquent tax and lien collections ..	39,059.92
Current tax collections	713,018.13
Emergency borrowings
TOTAL REVENUES	\$954,667.22

CAPITAL OUTLAY (BY ORDINANCE) 1967

Beaches and boardwalks
Buildings and equipment
Parks and playgrounds
Sanitary sewers	\$20,612.80
Streets and roads
Water supply
Other purposes
	\$20,612.80

TAXES

Local school taxes	\$380,426.36
County taxes	152,240.70
Special district taxes
.....	\$532,667.06
Local purpose taxes	203,286.22
Veteran and senior citizen tax ...	32,840.00
Total tax levy (for rate purposes)	\$768,793.28
Per Capita Total Tax Levy ...	
.....	\$153.63
General tax rate
Adjusted business personalty tax rate	3.647
Adjusted general tax rate	3.520
Current Taxes	
1967 taxes levied (total)	\$757,243.45
Collected in 1967	713,018.13
Per cent of levy collected	94.15
Transferred to liens	1,427.86
Adjustments	745.65
Balance December 31, 1967	\$42,051.81
All Prior Years Taxes Outstanding	
Balance January 1, 1967	\$46,046.21
Collected in 1967	37,885.00
Adjustments	4,639.19
Balance December 31, 1967	\$3,522.02
Tax Title Liens Outstanding	
Balance January 1, 1967	\$3,084.81
Redeemed by cash	1,174.92
Adjustments	+3,141.47
Balance December 31, 1967	\$5,051.36
Property Acquired by Deed or Foreclosure	
Balance January 1, 1967	\$42,050.00
Sale for cash	42,460.00
Adjustments	+36,965.00
Balance December 31, 1967	\$36,555.00

CAPITAL DEBT, DECEMBER 31, 1967

Authorized—Issued and Unissued		
	Gross Debt	Net Debt
School debt	\$323,000.00	
Self-liquidating debt ..	275,500.00	\$275,500.00
Other capital debt
	\$598,500.00	\$275,500.00
Per Cent	2.48	1.14
Per Capita	\$121.15	\$55.77

Issued and Outstanding

School debt	\$99,000.00
Self-liquidating debt	170,000.00
Other capital debt
	\$269,000.00

Equalized Valuation Basis \$24,038,883.00

CURRENT FINANCES DECEMBER 31, 1967

Cash	\$193,195.83
Taxes receivable	45,573.83
Tax title liens	5,051.36
Foreclosed property	36,555.00
Other receivables	49,811.82
Emergencies and deferred charges ..	9,068.00
State road aid receivable
	\$339,255.84
Cash liabilities	\$35,220.04
Reserves for receivables	136,992.01
Surplus revenue	167,043.79
	\$339,255.84

NETCONG BOROUGH—MORRIS COUNTY

Population U. S. Census, 1960—2,765
Estimated Population, 1967—3,040

Land Area 0.80 sq. mi.

Net Valuation Taxable \$5,613,925
Equalized Valuation \$17,370,742

EXPENDITURES FOR 1967

General Government	
Administrative and executive	\$25,183.97
Assessment and collection of taxes	17,307.84
Financial administration	1,900.04
Public Safety	
Fire protection	2,500.00
Police protection	35,625.81
Other protection	548.00
Civil defense and disaster control	800.00
Streets and Roads	
Repairs and maintenance	8,835.01
Street lighting	4,000.00
Sanitation	
Street cleaning
Garbage and trash removal	10,055.60
Sanitary sewers
Health and Welfare	
Health services	3,989.71
Welfare—public assistance	700.00
Hospitals	900.00
Recreation	
Beaches and boardwalks
Parks and playgrounds
Other recreational services	859.00
Education (excl. school districts)	
Libraries	1,000.00
Other educational services	500.00
Statutory Expenditures	2,325.90
Unclassified Purposes	3,200.00
Total Municipal Functions	\$120,220.98
Per Capita—Municipal Functions	\$39.55
Capital Improvements	21,044.45
Debt Service	1,400.00
Principal payments
Interest payments	\$1,400.00
Per Capita—Debt Service	\$0.46
Deferred Charges	738.08
Total Municipal Expenditures	\$143,403.51
Required Payments for Local School, County, and Special District Taxes	
.....	350,344.54
TOTAL EXPENDITURES	\$493,748.05
Reserve for Uncollected Taxes	\$42,567.61
GRAND TOTAL	\$536,315.66

REVENUES REALIZED IN 1967

Surplus revenue appropriated	\$32,000.00
Miscellaneous revenues realized	38,958.25
State aid revenues realized	8,964.00
Delinquent tax and lien collections	20,271.77
Current tax collections	402,404.73
Emergency borrowings
TOTAL REVENUES	\$502,598.75

CAPITAL OUTLAY (BY ORDINANCE) 1967

Beaches and boardwalks
Buildings and equipment
Parks and playgrounds
Sanitary sewers	\$499,150.09
Streets and roads
Water supply
Other purposes
.....	\$499,150.09

TAXES

Local school taxes	\$283,195.50
County taxes	67,149.04
Special district taxes
.....	\$350,344.54
Local purpose taxes	75,130.58
Veteran and senior citizen tax	17,910.00
Total tax levy (for rate purposes)	\$443,385.12
Per Capita Total Tax Levy	
.....	\$145.85
General tax rate
Adjusted business personalty tax rate	9.75
Adjusted general tax rate	7.69
Current Taxes	
1967 taxes levied (total)	\$426,184.86
Collected in 1967	402,404.73
Per cent of levy collected	94.42
Transferred to liens	26.92
Adjustments	280.00
Balance December 31, 1967	\$23,473.21
All Prior Years Taxes Outstanding	
Balance January 1, 1967	\$22,589.16
Collected in 1967	20,271.77
Adjustments	-32.41
Balance December 31, 1967	\$2,349.80
Tax Title Liens Outstanding	
Balance January 1, 1967	\$251.18
Redeemed by cash
Adjustments	-34.10
Balance December 31, 1967	\$285.28
Property Acquired by Deed or Foreclosure	
Balance January 1, 1967
Sale for cash
Adjustments
Balance December 31, 1967

CAPITAL DEBT, DECEMBER 31, 1967

Authorized—Issued and Unissued

	Gross Debt	Net Debt
School debt	\$215,000.00
Self-liquidating debt	1,187,000.00	\$1,136,000.00
Other capital debt	30,000.00	30,000.00
.....	<u>\$1,432,000.00</u>	<u>\$1,166,000.00</u>
Per Cent	9.24	7.53
Per Capita	\$471.05	\$383.55

Issued and Outstanding

School debt	\$215,000.00
Self-liquidating debt	1,187,000.00
Other capital debt	30,000.00
.....	<u>\$1,432,000.00</u>

Equalized Valuation Basis \$15,482,925.00

CURRENT FINANCES DECEMBER 31, 1967

Cash	\$66,859.54
Taxes receivable	25,823.01
Tax title liens	285.28
Foreclosed property
Other receivables	292.00
Emergencies and deferred charges	17,119.61
State road aid receivable	7,631.00
.....	<u>\$118,010.44</u>
Cash liabilities	\$31,784.72
Reserves for receivables	26,400.29
Surplus revenue	59,825.43
.....	<u>\$118,010.44</u>

NEWARK CITY—ESSEX COUNTY

Population U. S. Census, 1967—405,220	Land Area 24.14 sq. mi.	Net Valuation Taxable \$1,380,765,900
Estimated Population, 1967—398,170		Equalized Valuation \$1,655,147,095

EXPENDITURES FOR 1967

General Government	
Administrative and executive	\$5,877,375.15
Assessment and collection of taxes	954,492.12
Financial administration	774,125.32
Public Safety	
Fire protection	9,280,216.23
Police protection	15,541,148.16
Other protection	955,663.00
Civil defense and disaster control	78,492.60
Streets and Roads	
Repairs and maintenance	2,652,302.58
Street lighting	1,332,770.20
Sanitation	
Street cleaning	4,651,142.61
Garbage and trash removal	1,766,834.83
Sanitary sewers	
Health and Welfare	
Health services	3,177,687.82
Welfare—public assistance	4,220,055.87
Hospitals	9,947,481.36
Recreation	
Beaches and boardwalks	
Parks and playgrounds	528,014.47
Other recreational services	
Education (excl. school districts)	
Libraries	2,234,495.00
Other educational services	882,447.00
Statutory Expenditures	
	5,926,308.97
Unclassified Purposes	
	63,573.06
Total Municipal Functions	\$70,844,626.35
Per Capita—Municipal Functions	
	\$177.93
Capital Improvements	
	1,731,870.31
Debt Service	
	*7,077,552.42
Principal payments .. \$4,336,000.00	
Interest payments .. 2,741,552.42	
Per Capita—Debt Service	
	\$17.78
Deferred Charges	
	3,899,032.10
Total Municipal Expenditures	\$83,553,081.18
Required Payments for Local School, County, and Special District Taxes	
	51,455,901.03
TOTAL EXPENDITURES	\$135,098,982.21
Reserve for Uncollected Taxes...	
	\$14,174,568.45
GRAND TOTAL	\$149,183,550.66

REVENUES REALIZED IN 1967

Surplus revenue appropriated	\$4,000,000.00
Miscellaneous revenues realized	23,747,067.49
State aid revenues realized	3,989,827.60
Delinquent tax and lien collections ..	5,126,963.67
Current tax collections	103,392,787.65
Emergency borrowings	

TOTAL REVENUES \$140,256,646.32

CAPITAL OUTLAY (BY ORDINANCE) 1967

Beaches and boardwalks	
Buildings and equipment	**\$6,362,564.09
Parks and playgrounds	719,516.15
Sanitary sewers	1,095,984.34
Streets and roads	242,965.31
Water supply	1,324,838.23
Other purposes	5,009,666.22
	\$14,754,634.34

TAXES

Local school taxes	\$38,634,450.50
County taxes	16,739,380.92
Special district taxes	
	\$55,373,831.42
Local purpose taxes	62,286,636.60
Veteran and senior citizen tax ...	736,230.00
Total tax levy (for rate purposes)	\$118,396,698.02

Per Capita Total Tax Levy ...	\$297.35
General tax rate	
Adjusted business personalty tax rate	15.87
Adjusted general tax rate	7.76

Current Taxes

1967 taxes levied (total)	\$118,243,455.98
Collected in 1967	103,392,787.65
Per cent of levy collected	87.44
Transferred to liens	
Adjustments	3,491,353.63
Balance December 31, 1967	\$11,359,315.30

All Prior Years Taxes Outstanding

Balance January 1, 1967	\$9,499,866.08
Collected in 1967	4,523,232.43
Adjustments	-226,723.95
Balance December 31, 1967	\$4,749,909.70

Tax Title Liens Outstanding

Balance January 1, 1967	\$2,518,686.17
Redeemed by cash	603,232.24
Adjustments	+357,087.77
Balance December 31, 1967	\$2,272,042.70

Property Acquired by Deed or Foreclosure

Balance January 1, 1967	\$1,507,500.00
Sale for cash	3,035,439.17
Adjustments	+3,035,439.47
Balance December 31, 1967	\$1,507,500.00

CAPITAL DEBT, DECEMBER 31, 1967

Authorized—Issued and Unissued

	Gross Debt	Net Debt
School debt	\$53,566,598.00	
Self-liquidating debt ..	11,282,000.00	
Other capital debt	71,060,508.00	\$34,670,850.00
	\$135,909,106.00	\$34,670,850.00

Per Cent	9.21	2.35
Per Capita	\$341.33	\$87.08

Issued and Outstanding

School debt	\$43,095,000.00
Self-liquidating debt	11,273,000.00
Other capital debt	42,688,470.90
	\$98,056,470.90

Equalized Valuation Basis \$475,986,923.00

CURRENT FINANCES DECEMBER 31, 1967

Cash	\$20,010,058.32
Taxes receivable	16,109,225.00
Tax title liens	2,272,042.70
Foreclosed property	1,507,500.00
Other receivables	78,646.54
Emergencies and deferred charges ..	4,576,520.60
State road aid receivable	789,546.95
	\$45,343,540.11
Cash liabilities	\$10,738,470.50
Reserves for receivables	19,967,414.24
Surplus revenue	14,637,655.37
	\$45,343,540.11

* Includes \$3,917,930.39 Chapter VI School Debt Service.

** Includes \$5,850,000.00 Chapter VI School Capital Outlay.

NEW BRUNSWICK CITY—MIDDLESEX COUNTY

Population U. S. Census, 1960—40,139
Estimated Population, 1967—44,140

Land Area 5.50 sq. mi.

Net Valuation Taxable \$112,615,175
Equalized Valuation \$240,381,774

EXPENDITURES FOR 1967

General Government	
Administrative and executive	\$435,355.00
Assessment and collection of taxes	110,860.00
Financial administration	7,000.00
Public Safety	
Fire protection	710,875.00
Police protection	972,425.00
Other protection	
Civil defense and disaster control	6,900.00
Streets and Roads	
Repairs and maintenance	304,500.00
Street lighting	96,700.00
Sanitation	
Street cleaning	53,300.00
Garbage and trash removal	298,500.00
Sanitary sewers	360,409.38
Health and Welfare	
Health services	121,647.00
Welfare—public assistance	167,000.00
Hospitals	15,000.00
Recreation	
Beaches and boardwalks	
Parks and playgrounds	147,300.00
Other recreational services	93,000.00
Education (excl. school districts)	
Libraries	127,500.00
Other educational services	7,700.00
Statutory Expenditures	398,359.76
Unclassified Purposes	1,000.00
Total Municipal Functions	\$4,435,331.14
Per Capita—Municipal Functions	\$100.48
Capital Improvements	221,104.46
Debt Service	*491,853.00
Principal payments ..	\$284,000.00
Interest payments ..	207,853.00
Per Capita—Debt Service	\$11.14
Deferred Charges	19,570.00
Total Municipal Expenditures	\$5,167,858.60
Required Payments for Local School, County, and Special District Taxes	
	4,434,591.25
TOTAL EXPENDITURES	\$9,602,449.85
Reserve for Uncollected Taxes...	\$588,224.20
GRAND TOTAL	\$10,190,674.05

REVENUES REALIZED IN 1967

Surplus revenue appropriated ..	\$650,000.00
Miscellaneous revenues realized ..	1,827,498.06
State aid revenues realized	164,012.01
Delinquent tax and lien collections ..	234,761.33
Current tax collections	7,017,071.88
Emergency borrowings	
TOTAL REVENUES	\$9,893,343.25

CAPITAL OUTLAY (BY ORDINANCE) 1967

Beaches and boardwalks	
Buildings and equipment	\$8,339.24
Parks and playgrounds	
Sanitary sewers	
Streets and roads	117,327.92
Water supply	27,062.46
Other purposes	
	\$152,729.62

TAXES

Local school taxes	\$3,463,931.65
County taxes	1,200,659.60
Special district taxes	
	\$4,664,591.25
Local purpose taxes	2,676,581.01
Veteran and senior citizen tax ...	150,090.00
Total tax levy (for rate purposes)	\$7,491,262.26
Per Capita Total Tax Levy ...	\$169.72
General tax rate	
Adjusted business personalty tax rate	10.06
Adjusted general tax rate	6.25
Current Taxes	
1967 taxes levied (total)	\$7,437,337.61
Collected in 1967	7,017,071.88
Per cent of levy collected	94.34
Transferred to liens	89,713.83
Adjustments	78,016.54
Balance December 31, 1967	\$252,535.36
All Prior Years Taxes Outstanding	
Balance January 1, 1967	\$269,700.77
Collected in 1967	195,458.91
Adjustments	—16,878.00
Balance December 31, 1967	\$57,363.86
Tax Title Liens Outstanding	
Balance January 1, 1967	\$250,021.96
Redeemed by cash	39,302.42
Adjustments	+108,583.08
Balance December 31, 1967	\$319,302.62
Property Acquired by Deed or Foreclosure	
Balance January 1, 1967	\$73,995.00
Sale for cash	
Adjustments	
Balance December 31, 1967	\$73,995.00

CAPITAL DEBT, DECEMBER 31, 1967

Authorized—Issued and Unissued

	Gross Debt	Net Debt
School debt	\$3,625,600.00	
Self-liquidating debt ..	1,589,306.00	
Other capital debt ...	2,626,000.00	\$2,601,576.00
	\$7,840,906.00	\$2,601,576.00
Per Cent	3.97	1.31
Per Capita	\$177.64	\$58.94

Issued and Outstanding

School debt	\$3,625,600.00
Self-liquidating debt	1,523,000.00
Other capital debt	2,353,000.00
	\$7,501,600.00

Equalized Valuation Basis \$197,445,519.00

CURRENT FINANCES DECEMBER 31, 1967

Cash	\$692,356.81
Taxes receivable	309,899.22
Tax title liens	319,302.62
Foreclosed property	73,995.00
Other receivables	373,766.29
Emergencies and deferred charges ..	106,270.00
State road aid receivable	119,118.65
	\$1,654,708.59
Cash liabilities	\$491,421.57
Reserves for receivables	736,963.13
Surplus revenue	426,323.89
	\$1,654,708.59

* Includes \$230,000.00 Chapter VI School Debt Service.

NEWFIELD BOROUGH—GLOUCESTER COUNTY

Population U. S. Census, 1960—1,299
Estimated Population, 1967—1,390

Land Area 1.74 sq. mi.

Net Valuation Taxable \$2,090,400
Equalized Valuation \$6,200,916

EXPENDITURES FOR 1967

General Government	
Administrative and executive	\$13,887.92
Assessment and collection of taxes	3,675.00
Financial administration	2,300.00
Public Safety	
Fire protection	3,930.00
Police protection	2,675.00
Other protection	200.00
Civil defense and disaster control	
Streets and Roads	
Repairs and maintenance	12,609.45
Street lighting	4,300.00
Sanitation	
Street cleaning	
Garbage and trash removal	3,520.00
Sanitary sewers	
Health and Welfare	
Health services	2,431.96
Welfare—public assistance	475.00
Hospitals	
Recreation	
Beaches and boardwalks	
Parks and playgrounds	1,403.00
Other recreational services	
Education (excl. school districts)	
Libraries	550.00
Other educational services	250.00
Statutory Expenditures	
	694.20
Unclassified Purposes	
	100.00
Total Municipal Functions	\$53,001.53
Per Capita—Municipal Functions	
	\$38.13
Capital Improvements	
	20,000.00
Debt Service	
Principal payments ..	\$3,600.00
Interest payments ..	1,200.00
Per Capita—Debt Service	
	\$3.45
Deferred Charges	
	3,157.77
Total Municipal Expenditures	\$80,959.30
Required Payments for Local School, County, and Special District Taxes	
	140,878.92
TOTAL EXPENDITURES	\$221,838.22
Reserve for Uncollected Taxes...	
	\$17,021.43
GRAND TOTAL	\$238,859.65

REVENUES REALIZED IN 1967

Surplus revenue appropriated	\$8,284.61
Miscellaneous revenues realized ..	23,230.93
State aid revenues realized	11,538.00
Delinquent tax and lien collections ..	15,593.24
Current tax collections	163,934.27
Emergency borrowings	
TOTAL REVENUES	\$222,631.05

CAPITAL OUTLAY (BY ORDINANCE) 1967

Beaches and boardwalks	
Buildings and equipment	\$100.00
Parks and playgrounds	100.00
Sanitary sewers	
Streets and roads	8,430.03
Water supply	400.00
Other purposes	
	\$9,030.03

TAXES

Local school taxes	\$113,987.00
County taxes	26,891.92
Special district taxes	
	\$140,878.92
Local purpose taxes	39,036.20
Veteran and senior citizen tax ...	7,640.00
Total tax levy (for rate purposes)	\$187,555.12
Per Capita Total Tax Levy ...	
	\$134.93
General tax rate	8.90
Adjusted business personalty tax rate	
Adjusted general tax rate	
Current Taxes	
1967 taxes levied (total)	\$184,423.38
Collected in 1967	163,984.27
Per cent of levy collected	88.91
Transferred to liens	
Adjustments	
Balance December 31, 1967	\$20,439.11
All Prior Years Taxes Outstanding	
Balance January 1, 1967	\$17,434.80
Collected in 1967	14,665.50
Adjustments	
Balance December 31, 1967	\$2,769.30
Tax Title Liens Outstanding	
Balance January 1, 1967	\$2,507.85
Redeemed by cash	927.74
Adjustments	
Balance December 31, 1967	\$1,580.11
Property Acquired by Deed or Foreclosure	
Balance January 1, 1967	
Sale for cash	
Adjustments	
Balance December 31, 1967	

CAPITAL DEBT, DECEMBER 31, 1967

Authorized—Issued and Unissued

	Gross Debt	Net Debt
School debt	\$21,000.00	
Self-liquidating debt ..		
Other capital debt ...	\$2,500.00	\$32,500.00
	\$53,500.00	\$32,500.00
Per Cent	1.02	0.62
Per Capita	\$38.49	\$23.38

Issued and Outstanding

School debt	\$21,000.00
Self-liquidating debt ..	
Other capital debt	29,200.00
	\$50,200.00

Equalized Valuation Basis \$5,227,120.00

CURRENT FINANCES DECEMBER 31, 1967

Cash	\$29,880.07
Taxes receivable	23,208.41
Tax title liens	1,580.11
Foreclosed property	
Other receivables	7,948.25
Emergencies and deferred charges ..	8,424.81
State road aid receivable	16,540.00
	\$87,581.65
Cash liabilities	\$12,717.01
Reserves for receivables	32,736.77
Surplus revenue	42,127.87
	\$87,581.65

NEW HANOVER TOWNSHIP—BURLINGTON COUNTY

Population U. S. Census, 1960—28,528
Estimated Population, 1967—44,000

Land Area 21.85 sq. mi.

Net Valuation Taxable \$2,897,781
Equalized Valuation \$2,950,716

EXPENDITURES FOR 1967

General Government	
Administrative and executive	\$21,600.00
Assessment and collection of taxes	2,200.00
Financial administration	2,850.00
Public Safety	
Fire protection	2,500.00
Police protection	18,150.00
Other protection	750.00
Civil defense and disaster control	700.00
Streets and Roads	
Repairs and maintenance	12,000.00
Street lighting	6,000.00
Sanitation	
Street cleaning
Garbage and trash removal	13,404.00
Sanitary sewers
Health and Welfare	
Health services	2,000.00
Welfare—public assistance	1,600.00
Hospitals
Recreation	
Benches and boardwalks
Parks and playgrounds
Other recreational services
Education (excl. school districts)	
Libraries
Other educational services	500.00
Statutory Expenditures	1,296.00
Unclassified Purposes	500.00
Total Municipal Functions	\$86,050.00

Per Capita—Municipal Functions	\$1.96
Capital Improvements	37,897.77
Debt Service	
Principal payments
Interest payments
Per Capita—Debt Service
Deferred Charges	50,482.85
Total Municipal Expenditures	\$174,430.62
Required Payments for Local School, County, and Special District Taxes	
.....	14,392.03
TOTAL EXPENDITURES	\$188,822.65
Reserve for Uncollected Taxes	\$1,300.00
GRAND TOTAL	\$190,122.65

REVENUES REALIZED IN 1967

Surplus revenue appropriated	\$87,930.62
Miscellaneous revenues realized	60,345.61
State aid revenues realized	38,271.00
Delinquent tax and lien collections	601.74
Current tax collections	15,337.35
Emergency borrowings

TOTAL REVENUES \$202,486.32

CAPITAL OUTLAY (BY ORDINANCE) 1967

Beaches and boardwalks
Buildings and equipment	\$4,515.05
Parks and playgrounds
Sanitary sewers
Streets and roads
Water supply
Other purposes
.....	\$4,515.05

TAXES

Local school taxes
County taxes	\$14,392.03
Special district taxes
.....	\$14,392.03
Local purpose taxes
Veteran and senior citizen tax	700.00
Total tax levy (for rate purposes)	\$15,092.03
Per Capita Total Tax Levy	
General tax rate	0.52
Adjusted business personalty tax rate
Adjusted general tax rate
Current Taxes	
1967 taxes levied (total)	\$15,826.10
Collected in 1967	15,337.35
Per cent of levy collected	96.91
Transferred to liens
Adjustments
Balance December 31, 1967	\$488.75
All Prior Years Taxes Outstanding	
Balance January 1, 1967	\$663.85
Collected in 1967	601.74
Adjustments	—62.11
Balance December 31, 1967
Tax Title Liens Outstanding	
Balance January 1, 1967
Redeemed by cash
Adjustments
Balance December 31, 1967
Property Acquired by Deed or Foreclosure	
Balance January 1, 1967
Sale for cash	601.74
Adjustments
Balance December 31, 1967

CAPITAL DEBT, DECEMBER 31, 1967

Authorized—Issued and Unissued

	Gross Debt	Net Debt
School debt
Self-liquidating debt
Other capital debt
.....
Per Cent
Per Capita

Issued and Outstanding

School debt
Self-liquidating debt
Other capital debt

Equalized Valuation Basis \$1,247,685.00

CURRENT FINANCES DECEMBER 31, 1967

Cash	\$147,333.11
Taxes receivable	488.75
Tax title liens
Foreclosed property
Other receivables
Emergencies and deferred charges	2,000.00
State road aid receivable	34,108.00
.....	\$183,929.86
Cash liabilities	\$70,689.48
Reserves for receivables	488.75
Surplus revenue	112,751.63
.....	\$183,929.86

NEW MILFORD BOROUGH—BERGEN COUNTY

Population U. S. Census, 1960—18,810
Estimated Population, 1967—21,160

Land Area 2.20 sq. mi.

Net Valuation Taxable \$102,237,057
Equalized Valuation \$112,428,568

EXPENDITURES FOR 1967

General Government

Administrative and executive	\$120,292.00
Assessment and collection of taxes	41,600.00
Financial administration	5,125.00

Public Safety

Fire protection	67,300.00
Police protection	304,063.00
Other protection	7,000.00
Civil defense and disaster control	1,600.00

Streets and Roads

Repairs and maintenance	121,650.00
Street lighting	27,500.00

Sanitation

Street cleaning
Garbage and trash removal	94,200.00
Sanitary sewers	88,974.88

Health and Welfare

Health services	20,705.00
Welfare—public assistance	7,135.00
Hospitals

Recreation

Beaches and boardwalks
Parks and playgrounds	26,750.00
Other recreational services

Education (excl. school districts)

Libraries	59,650.00
Other educational services	2,700.00

Statutory Expenditures

.....	62,900.00
-------	-----------

Unclassified Purposes

.....
-------	-------

Total Municipal Functions \$1,059,834.88

Per Capita—Municipal Functions

.....	\$50.09
-------	---------

Capital Improvements

.....	103,000.00
-------	------------

Debt Service

Principal payments	47,579.00
Interest payments	\$40,000.00
.....	7,579.00

Per Capita—Debt Service

.....	\$2.25
-------	--------

Deferred Charges

.....
-------	-------

Total Municipal Expenditures \$1,210,473.88

Required Payments for Local

School, County, and Special District Taxes	2,569,403.64
--	--------------

TOTAL EXPENDITURES

.....	\$3,779,877.52
-------	----------------

Reserve for Uncollected Taxes..

.....	\$102,580.56
-------	--------------

GRAND TOTAL \$3,882,468.08

REVENUES REALIZED IN 1967

Surplus revenue appropriated	\$133,000.00
Miscellaneous revenues realized	316,123.02
State aid revenues realized	43,115.00
Delinquent tax and lien collections	23,379.17
Current tax collections	3,405,165.05
Emergency borrowings

TOTAL REVENUES

.....	\$3,920,782.24
-------	----------------

CAPITAL OUTLAY (BY ORDINANCE) 1967

Beaches and boardwalks	\$57,262.38
Buildings and equipment	9,792.85
Parks and playgrounds
Sanitary sewers	30,515.82
Streets and roads
Water supply
Other purposes

\$97,571.15

TAXES

Local school taxes	\$2,192,550.00
County taxes	376,853.64
Special district taxes

Local purpose taxes	\$2,569,403.64
Veteran and senior citizen tax	\$44,135.52
.....	108,760.00

Total tax levy (for rate purposes) \$3,522,299.16

Per Capita Total Tax Levy ...

.....	\$166.46
-------	----------

General tax rate

Adjusted business personalty tax rate	7.61
---	------

Adjusted general tax rate	3.42
---------------------------------	------

Current Taxes

1967 taxes levied (total)	\$3,438,195.12
Collected in 1967	3,405,165.05
Per cent of levy col-lected	99.03
Transferred to liens	291.73
Adjustments	1,386.22
Balance December 31, 1967	\$30,752.12

All Prior Years Taxes Outstanding

Balance January 1, 1967	\$24,397.35
Collected in 1967	23,250.21
Adjustments	-1,019.62
Balance December 31, 1967	\$127.52

Tax Title Liens Outstanding

Balance January 1, 1967	\$1,480.22
Redeemed by cash	128.96
Adjustments	-1,131.20
Balance December 31, 1967	\$220.06

Property Acquired by Deed or Foreclosure

Balance January 1, 1967	\$51,828.48
Sale for cash	12,106.60
Adjustments	-15,670.00
Balance December 31, 1967	\$55,398.48

CAPITAL DEBT, DECEMBER 31, 1967

Authorized—Issued and Unissued

	Gross Debt	Net Debt
School debt	\$4,368,050.00
Self-liquidating debt
Other capital debt	247,551.60	\$246,816.60
	\$4,615,601.00	\$246,816.60

Per Cent	4.14	0.22
----------------	------	------

Per Capita	\$218.13	\$11.66
------------------	----------	---------

Issued and Outstanding

School debt	\$2,006,000.00
Self-liquidating debt
Other capital debt	170,190.00
	\$2,176,190.00

Equalized Valuation Basis \$111,503,323.00

CURRENT FINANCES DECEMBER 31, 1967

Cash	\$350,768.77
Taxes receivable	30,879.44
Tax title liens	220.06
Foreclosed property	55,398.48
Other receivables	330.00
Emergencies and deferred charges	10,000.00
State road aid receivable	33,618.00
	\$481,215.95

Cash liabilities	\$159,913.80
------------------------	--------------

Reserves for receivables	\$6,828.18
--------------------------------	------------

Surplus revenue	234,473.97
-----------------------	------------

\$481,215.95

NEW PROVIDENCE BOROUGH—UNION COUNTY

Population U. S. Census, 1960—10,243
Estimated Population, 1967—13,590

Land Area 3.70 sq. mi.

Net Valuation Taxable \$52,179,740
Equalized Valuation \$114,181,681

EXPENDITURES FOR 1967

General Government	
Administrative and executive	\$154,900.00
Assessment and collection of taxes	26,975.00
Financial administration	13,750.00
Public Safety	
Fire protection	55,445.00
Police protection	237,772.00
Other protection	8,795.00
Civil defense and disaster control	4,850.00
Streets and Roads	
Repairs and maintenance	183,020.00
Street lighting	19,250.00
Sanitation	
Street cleaning
Garbage and trash removal
Sanitary sewers	72,241.00
Health and Welfare	
Health services	11,350.00
Welfare—public assistance	3,150.00
Hospitals	2,034.00
Recreation	
Beaches and boardwalks
Parks and playgrounds	34,095.00
Other recreational services
Education (excl. school districts)	
Libraries	60,000.00
Other educational services
Statutory Expenditures	
.....	58,693.00
Unclassified Purposes	
.....	200.00
Total Municipal Functions	\$946,520.00
Per Capita—Municipal Functions	
.....	\$69.65
Capital Improvements	
.....	86,500.00
Debt Service	
Principal payments .. \$55,000.00	90,946.25
Interest payments .. 35,946.25
Per Capita—Debt Service	
.....	\$86.69
Deferred Charges	
.....	13,300.00
Total Municipal Expenditures	\$1,137,266.25
Required Payments for Local School, County, and Special District Taxes	
.....	2,883,620.00
TOTAL EXPENDITURES	\$4,020,886.25
Reserve for Uncollected Taxes...	
.....	\$260,984.33
GRAND TOTAL	\$4,281,870.58

REVENUES REALIZED IN 1967

Surplus revenue appropriated	\$215,000.00
Miscellaneous revenues realized ..	359,067.05
State aid revenues realized	4,978.00
Delinquent tax and lien collections ..	69,541.23
Current tax collections	3,670,487.63
Emergency borrowings
TOTAL REVENUES	\$4,319,073.91

CAPITAL OUTLAY (BY ORDINANCE) 1967

Beaches and boardwalks
Buildings and equipment	\$18,834.23
Parks and playgrounds	13,146.25
Sanitary sewers
Streets and roads	57,931.03
Water supply
Other purposes	58,137.06
	\$148,048.57

TAXES

Local school taxes	\$2,481,052.00
County taxes	402,568.00
Special district taxes
	\$2,883,620.00
Local purpose taxes	812,295.58
Veteran and senior citizen tax ...	75,040.00
Total tax levy (for rate purposes)	\$3,770,955.58
Per Capita Total Tax Levy ...	
.....	\$277.48
General tax rate
Adjusted business personalty tax rate	8.35
Adjusted general tax rate	7.17
Current Taxes	
1967 taxes levied (total)	\$3,753,498.82
Collected in 1967	3,670,487.63
Per cent of levy collected	97.78
Transferred to liens	2,904.23
Adjustments	2,833.49
Balance December 31, 1967	\$77,253.56
All Prior Years Taxes Outstanding	
Balance January 1, 1967	\$66,017.89
Collected in 1967	65,137.41
Adjustments	+1,513.66
Balance December 31, 1967	\$2,393.54
Tax Title Liens Outstanding	
Balance January 1, 1967	\$8,635.15
Redeemed by cash	4,403.82
Adjustments	+2,904.23
Balance December 31, 1967	\$7,135.56
Property Acquired by Deed or Foreclosure	
Balance January 1, 1967	\$33,580.00
Sale for cash
Adjustments
Balance December 31, 1967	\$33,580.00

CAPITAL DEBT, DECEMBER 31, 1967

Authorized—Issued and Unissued

	Gross Debt	Net Debt
School debt	\$4,614,000.00	\$294,507.00
Self-liquidating debt
Other capital debt ...	965,000.00	965,000.00
	\$5,579,000.00	\$1,259,507.00
Per Cent	5.16	1.16
Per Capita	\$410.52	\$92.68

Issued and Outstanding

School debt	\$4,614,000.00
Self-liquidating debt
Other capital debt	965,000.00
	\$5,579,000.00

Equalized Valuation Basis \$107,987,322.00

CURRENT FINANCES DECEMBER 31, 1967

Cash	\$437,777.60
Taxes receivable	79,647.10
Tax title liens	7,135.56
Foreclosed property	33,580.60
Other receivables	50.00
Emergencies and deferred charges ..	7,690.37
State road aid receivable
	\$565,880.63
Cash liabilities	\$81,240.18
Reserves for receivables	120,412.66
Surplus revenue	364,227.79
	\$565,880.63

NEW SHREWSBURY BOROUGH—MONMOUTH COUNTY

Population U. S. Census, 1960—7,313
Estimated Population, 1967—8,370

Land Area 16.21 sq. mi.

Net Valuation Taxable \$39,662,222
Equalized Valuation \$39,822,381

EXPENDITURES FOR 1967

General Government	
Administrative and executive	\$66,504.31
Assessment and collection of taxes	35,600.00
Financial administration	5,800.00
Public Safety	
Fire protection	24,930.45
Police protection	97,795.00
Other protection	2,585.77
Civil defense and disaster control
Streets and Roads	
Repairs and maintenance	40,150.00
Street lighting	12,000.00
Sanitation	
Street cleaning
Garbage and trash removal	43,679.47
Sanitary sewers
Health and Welfare	
Health services	7,780.00
Welfare—public assistance	2,280.00
Hospitals	300.00
Recreation	
Beaches and boardwalks
Parks and playgrounds	12,500.00
Other recreational services
Education (excl. school districts)	
Libraries	6,500.00
Other educational services
Statutory Expenditures	
.....	20,500.00
Unclassified Purposes	
.....	2,000.00
Total Municipal Functions	\$381,505.00

Per Capita—Municipal Functions	\$45.58
Capital Improvements	75,000.00
Debt Service	
Principal payments
Interest payments
Per Capita—Debt Service	
Deferred Charges	13,000.00
Total Municipal Expenditures	\$469,505.00
Required Payments for Local School, County, and Special District Taxes	
.....	1,277,054.11
TOTAL EXPENDITURES	\$1,746,559.11
Reserve for Uncollected Taxes	\$122,581.00
GRAND TOTAL	\$1,869,140.11

REVENUES REALIZED IN 1967

Surplus revenue appropriated	\$190,000.00
Miscellaneous revenues realized	156,246.13
State aid revenues realized	23,619.00
Delinquent tax and lien collections	65,317.70
Current tax collections	1,437,374.47
Emergency borrowings
TOTAL REVENUES	\$1,872,757.30
CAPITAL OUTLAY (BY ORDINANCE) 1967	
Beaches and boardwalks
Buildings and equipment	\$8,700.00
Parks and playgrounds
Sanitary sewers
Streets and roads
Water supply
Other purposes
.....	\$19,075.00

TAXES

Local school taxes	\$1,049,513.83
County taxes	237,540.28
Special district taxes
.....	\$1,277,054.11
Local purpose taxes	208,167.00
Veteran and senior citizen tax	41,190.00
Total tax levy (for rate purposes)	\$1,526,411.11
Per Capita Total Tax Levy	
General tax rate
Adjusted business personalty tax rate	5.584
Adjusted general tax rate	3.773
Current Taxes	
1967 taxes levied (total)	\$1,522,420.45
Collected in 1967	1,437,574.47
Per cent of levy collected	94.42
Transferred to liens
Adjustments
Balance December 31, 1967	\$84,845.98
All Prior Years Taxes Outstanding	
Balance January 1, 1967	\$66,456.61
Collected in 1967	62,786.55
Adjustments
Balance December 31, 1967	\$3,670.06
Tax Title Liens Outstanding	
Balance January 1, 1967	\$11,430.36
Redeemed by cash	2,531.15
Adjustments
Balance December 31, 1967	\$8,899.21
Property Acquired by Deed or Foreclosure	
Balance January 1, 1967	\$51,955.00
Sale for cash
Adjustments
Balance December 31, 1967	\$51,985.00

CAPITAL DEBT, DECEMBER 31, 1967

Authorized—Issued and Unissued		
	Gross Debt	Net Debt
School debt	\$2,165,530.00
Self-liquidating debt
Other capital debt	77,950.00	\$77,950.00
.....	\$2,243,480.00	\$77,950.00
Per Cent	5.85	0.20
Per Capita	\$268.04	\$9.31
Issued and Outstanding		
School debt	\$2,165,530.00
Self-liquidating debt
Other capital debt
.....	\$2,165,530.00

Equalized Valuation Basis \$38,295,304.00

CURRENT FINANCES DECEMBER 31, 1967	
Cash	\$289,772.75
Taxes receivable	85,516.04
Tax title liens	8,899.21
Foreclosed property	51,985.00
Other receivables	20,388.38
Emergencies and deferred charges
State road aid receivable	20,015.00
.....	\$479,579.41
Cash liabilities	\$139,650.38
Reserves for receivables	169,788.63
Surplus revenue	170,160.40
.....	\$479,579.41

NEWTON TOWN—SUSSEX COUNTY

Population U. S. Census, 1960—6,563
Estimated Population, 1967—8,120

Land Area 3.00 sq. mi.

Net Valuation Taxable \$35,217,850
Equalized Valuation \$41,246,208

EXPENDITURES FOR 1967

General Government	
Administrative and executive	\$70,173.41
Assessment and collection of taxes	27,145.00
Financial administration	6,425.00
Public Safety	
Fire protection	9,395.00
Police protection	110,952.01
Other protection	4,835.00
Civil defense and disaster control	165.00
Streets and Roads	
Repairs and maintenance	67,914.23
Street lighting	13,290.00
Sanitation	
Street cleaning
Garbage and trash removal	13,700.00
Sanitary sewers
Health and Welfare	
Health services	8,064.00
Welfare—public assistance	5,890.00
Hospitals	1,500.00
Recreation	
Beaches and boardwalks
Parks and playgrounds	13,380.35
Other recreational services	9,510.00
Education (excl. school districts)	
Libraries	5,000.00
Other educational services	225.00
Statutory Expenditures	27,292.00
Unclassified Purposes	100.00
Total Municipal Functions	\$394,956.00
Per Capita—Municipal Functions	\$48.64
Capital Improvements	
Debt Service	5,712.50
Principal payments	\$5,000.00
Interest payments	712.50
Per Capita—Debt Service	\$0.70
Deferred Charges	
.....	19,792.00
Total Municipal Expenditures	\$462,710.50
Required Payments for Local School, County, and Special District Taxes	
.....	1,264,717.59
TOTAL EXPENDITURES	\$1,727,428.09
Reserve for Uncollected Taxes..	
.....	\$118,000.00
GRAND TOTAL	\$1,845,428.09

REVENUES REALIZED IN 1967

Surplus revenue appropriated	\$101,200.00
Miscellaneous revenues realized ..	173,789.67
State aid revenues realized	28,634.76
Delinquent tax and lien collections ..	78,529.23
Current tax collections	1,454,881.75
Emergency borrowings
TOTAL REVENUES	\$1,837,035.41

CAPITAL OUTLAY (BY ORDINANCE) 1967

Beaches and boardwalks
Buildings and equipment	\$18,410.00
Parks and playgrounds
Sanitary sewers
Streets and roads
Water supply	145,012.01
Other purposes	9,700.00
.....
.....	\$173,122.01

TAXES

Local school taxes	\$1,004,807.50
County taxes	259,910.09
Special district taxes
.....	\$1,264,717.59
Local purpose taxes	282,353.74
Veteran and senior citizen tax ...	37,320.00
Total tax levy (for rate purposes)	\$1,584,391.33
Per Capita Total Tax Levy	
.....	\$195.12
General tax rate
Adjusted business personalty tax rate	7.138
Adjusted general tax rate	4.198
Current Taxes	
1967 taxes levied (total)	\$1,555,755.73
Collected in 1967	1,454,881.75
Per cent of levy collected	93.51
Transferred to liens
Adjustments
Balance December 31, 1967	\$100,873.98
All Prior Years Taxes Outstanding	
Balance January 1, 1967	\$97,016.07
Collected in 1967	75,823.14
Adjustments
Balance December 31, 1967	\$21,192.93
Tax Title Liens Outstanding	
Balance January 1, 1967	\$10,326.00
Redeemed by cash	2,706.09
Adjustments
Balance December 31, 1967	\$7,619.91
Property Acquired by Deed or Foreclosure	
Balance January 1, 1967	\$11,035.00
Sale for cash	300.00
Adjustments
Balance December 31, 1967	\$10,735.00

CAPITAL DEBT, DECEMBER 31, 1967

Authorized—Issued and Unissued		
	Gross Debt	Net Debt
School debt	\$1,123,000.00
Self-liquidating debt	719,500.00
Other capital debt	138,102.00	\$93,102.00
.....	\$1,980,602.00	\$93,102.00
Per Cent	5.38	0.25
Per Capita	\$243.92	\$11.47

Issued and Outstanding

School debt	\$1,123,000.00
Self-liquidating debt	714,000.00
Other capital debt	14,000.00
.....	\$1,851,000.00

Equalized Valuation Basis \$36,780,657.00

CURRENT FINANCES DECEMBER 31, 1967	
Cash	\$182,164.60
Taxes receivable	122,066.91
Tax title liens	7,619.91
Foreclosed property	10,735.00
Other receivables	28,905.51
Emergencies and deferred charges ..	25,322.00
State road aid receivable	49,972.15
.....	\$426,786.08
Cash liabilities	\$115,057.05
Reserves for receivables	169,327.33
Surplus revenue	142,401.70
.....	\$426,786.08

NORTH ARLINGTON BOROUGH—BERGEN COUNTY

Population U. S. Census, 1960—17,477
Estimated Population, 1967—19,240

Land Area 2.50 sq. mi.

Net Valuation Taxable \$93,053,310
Equalized Valuation \$123,223,204

EXPENDITURES FOR 1967

General Government	
Administrative and executive	\$121,969.29
Assessment and collection of taxes	31,800.00
Financial administration	5,050.00
Public Safety	
Fire protection	39,000.00
Police protection	310,900.00
Other protection	2,800.00
Civil defense and disaster control	3,000.00
Streets and Roads	
Repairs and maintenance	121,550.00
Street lighting	34,000.00
Sanitation	
Street cleaning	69,000.00
Garbage and trash removal	29,750.00
Sanitary sewers	
Health and Welfare	
Health services	67,607.00
Welfare—public assistance	3,300.00
Hospitals	2,000.00
Recreation	
Benches and boardwalks	
Parks and playgrounds	27,000.00
Other recreational services	
Education (excl. school districts)	
Libraries	28,000.00
Other educational services	5,675.00
Statutory Expenditures	
	62,455.08
Unclassified Purposes	
Total Municipal Functions	\$964,856.37
Per Capita—Municipal Functions	
	\$50.15
Capital Improvements	
	41,000.00
Debt Service	
	92,647.00
Principal payments ..	\$76,000.00
Interest payments ..	16,647.00
Per Capita—Debt Service	
	\$4.82
Deferred Charges	
	21,336.63
Total Municipal Expenditures	\$1,119,840.00
Required Payments for Local School, County, and Special District Taxes	
	1,674,846.89
TOTAL EXPENDITURES	\$2,794,686.89
Reserve for Uncollected Taxes...	
	\$86,560.35
GRAND TOTAL	\$2,881,247.24

REVENUES REALIZED IN 1967

Surplus revenue appropriated	\$120,000.00
Miscellaneous revenues realized ..	253,134.05
State aid revenues realized ..	48,054.90
Delinquent tax and lien collections ..	39,067.01
Current tax collections	2,436,345.49
Emergency borrowings	
TOTAL REVENUES	\$2,806,601.45

CAPITAL OUTLAY (BY ORDINANCE) 1967

Beaches and boardwalks	\$1,463.72
Buildings and equipment	
Parks and playgrounds	
Sanitary sewers	6,181.09
Streets and roads	325.00
Water supply	49,205.72
Other purposes	
	\$87,175.53

TAXES

Local school taxes	\$1,262,940.75
County taxes	411,906.14
Special district taxes	
	\$1,674,846.89
Local purpose taxes	768,712.35
Veteran and senior citizen tax ...	93,800.00
Total tax levy (for rate purposes)	\$2,537,359.24
Per Capita Total Tax Levy ...	
	\$131.88
General tax rate	
Adjusted business personalty tax rate	5.64
Adjusted general tax rate	2.66
Current Taxes	
1967 taxes levied (total)	\$2,466,906.29
Collected in 1967	2,436,345.49
Per cent of levy collected	98.76
Transferred to liens	2,130.66
Adjustments	1,647.61
Balance December 31, 1967	\$26,782.53
All Prior Years Taxes Outstanding	
Balance January 1, 1967	\$54,177.87
Collected in 1967	35,178.57
Adjustments	—11,034.28
Balance December 31, 1967	\$7,965.02
Tax Title Liens Outstanding	
Balance January 1, 1967	\$4,473.91
Redeemed by cash	3,888.44
Adjustments	+8,199.30
Balance December 31, 1967	\$8,784.77
Property Acquired by Deed or Foreclosure	
Balance January 1, 1967	\$24,065.00
Sale for cash	3,888.44
Adjustments	+8,199.30
Balance December 31, 1967	\$24,065.00

CAPITAL DEBT, DECEMBER 31, 1967

Authorized—Issued and Unissued

	Gross Debt	Net Debt
School debt	\$1,049,595.00	
Self-liquidating debt ..	40,000.00	\$40,000.00
Other capital debt	605,950.00	605,950.00
	<u>\$1,695,545.00</u>	<u>\$645,950.00</u>
Per Cent	1.42	0.54
Per Capita	\$88.13	\$33.57

Issued and Outstanding

School debt	\$694,205.00
Self-liquidating debt	40,000.00
Other capital debt	474,000.00
	<u>\$1,208,205.00</u>

Equalized Valuation Basis \$118,674,498.00

CURRENT FINANCES DECEMBER 31, 1967

Cash	\$315,785.77
Taxes receivable	34,747.55
Tax title liens	3,784.77
Foreclosed property	24,065.00
Other receivables	
Emergencies and deferred charges ..	7,607.00
State road aid receivable	35,174.00
	<u>\$426,164.09</u>
Cash liabilities	\$102,137.20
Reserves for receivables	67,597.32
Surplus revenue	256,429.57
	<u>\$426,164.09</u>

NORTH BERGEN TOWNSHIP—HUDSON COUNTY

Population U. S. Census 1960—42,387
Estimated Population, 1967—43,850

Land Area 5.10 sq. mi.

Net Valuation Taxable \$88,385,303
Equalized Valuation \$287,143,910

EXPENDITURES FOR 1967

General Government

Administrative and executive	\$439,601.64
Assessment and collection of taxes	84,575.00
Financial administration	61,425.00

Public Safety

Fire protection	884,400.00
Police protection	1,001,700.00
Other protection	85,900.00
Civil defense and disaster control	2,000.00

Streets and Roads

Repairs and maintenance	461,676.82
Street lighting	75,500.00

Sanitation

Street cleaning	212,915.00
Garbage and trash removal	177,477.34
Sanitary sewers	

Health and Welfare

Health services	78,100.00
Welfare—public assistance	142,700.00
Hospitals	10,000.00

Recreation

Beaches and boardwalks	176,200.00
Parks and playgrounds	5,100.00
Other recreational services	

Education (excl. school districts)

Libraries	95,000.00
Other educational services	2,175.00

Statutory Expenditures

	413,236.67
--	------------

Unclassified Purposes

	10,000.00
--	-----------

Total Municipal Functions \$4,419,682.47

Per Capita—Municipal Functions

	\$100.79
--	----------

Capital Improvements

	95,000.00
--	-----------

Debt Service

Principal payments .. \$719,000.00	1,325,555.78
Interest payments .. 606,555.78	

Per Capita—Debt Service

	\$30.23
--	---------

Deferred Charges

	47,162.45
--	-----------

Total Municipal Expenditures \$5,887,400.70

Required Payments for Local

School, County, and Special District Taxes	6,139,359.93
--	--------------

TOTAL EXPENDITURES \$12,026,760.63

Reserve for Uncollected Taxes..

	\$670,280.81
--	--------------

GRAND TOTAL \$12,697,041.44

REVENUES REALIZED IN 1967

Surplus revenue appropriated	\$1,650,000.00
Miscellaneous revenues realized ..	1,130,147.26
State aid revenues realized	257,665.45
Delinquent tax and lien collections ..	330,808.59
Current tax collections	8,955,206.26
Emergency borrowings	

TOTAL REVENUES \$12,373,827.56

CAPITAL OUTLAY (BY ORDINANCE) 1967

Beaches and boardwalks	
Buildings and equipment	**\$71,293.24
Parks and playgrounds	130,326.10
Sanitary sewers	1,000,705.33
Streets and roads	
Water supply	
Other purposes	80,000.00
	\$1,282,324.67

TAXES

Local school taxes	\$3,221,481.15
County taxes	3,242,707.43
Special district taxes	

Local purpose taxes	\$6,464,188.58
Veteran and senior citizen tax ...	170,860.00

Total tax levy (for rate purposes) \$9,667,283.60

Per Capita Total Tax Levy ...

General tax rate	\$220.46
Adjusted business personalty tax rate	10.997
Adjusted general tax rate	10.923

Current Taxes

1967 taxes levied (total)	\$9,796,014.55
Collected in 1967	8,955,206.26
Per cent of levy collected	91.41
Transferred to liens	20,924.91
Adjustments	206,307.27
Balance December 31, 1967	\$613,576.11

All Prior Years Taxes Outstanding

Balance January 1, 1967	\$480,641.01
Collected in 1967	359,013.76
Adjustments	+3,509.33
Balance December 31, 1967	\$126,136.58

Tax Title Liens Outstanding

Balance January 1, 1967	\$93,777.72
Redeemed by cash	21,794.83
Adjustments	+19,832.61
Balance December 31, 1967	\$91,815.50

Property Acquired by Deed or Foreclosure

Balance January 1, 1967	\$568,679.00
Sale for cash	152,900.00
Adjustments	+144,050.00
Balance December 31, 1967	\$559,829.00

CAPITAL DEBT, DECEMBER 31, 1967

Authorized—Issued and Unissued

	Gross Debt	Net Debt
School debt	\$5,762,000.00	
Self-liquidating debt ..		
Other capital debt ..	10,604,550.00	\$9,357,300.00
	\$16,366,550.00	\$9,357,300.00
Per Cent	6.17	3.53
Per Capita	\$373.24	\$213.39

Issued and Outstanding

School debt	\$5,762,000.00
Self-liquidating debt	
Other capital debt	9,079,800.00
	\$14,841,800.00

Equalized Valuation Basis\$264,838,776.00

CURRENT FINANCES DECEMBER 31, 1967

Cash	\$1,214,431.37
Taxes receivable	738,712.69
Tax title liens	91,815.50
Foreclosed property	559,829.00
Other receivables	10,868.14
Emergencies and deferred charges ..	142,739.45
State road aid receivable	238,318.79
	\$2,996,714.94
Cash liabilities	\$1,187,212.03
Reserves for receivables	1,401,225.33
Surplus revenue	408,277.58
	\$2,996,714.94

* Includes \$324,828.65 Chapter VI School Debt Service.
** Includes \$174,461.34 Chapter VI School Capital Outlay.

NORTH BRUNSWICK TOWNSHIP—MIDDLESEX COUNTY

Population U. S. Census, 1960—10,099
Estimated Population, 1967—15,960

Land Area 11.30 sq. ml.

Net Valuation Taxable \$84,632,051
Equalized Valuation \$166,479,350

EXPENDITURES FOR 1967

General Government	
Administrative and executive	\$150,708.00
Assessment and collection of taxes	33,195.00
Financial administration	14,060.00
Public Safety	
Fire protection	22,000.00
Police protection	184,800.00
Other protection	6,744.00
Civil defense and disaster control	4,500.00
Streets and Roads	
Repairs and maintenance	195,977.12
Street lighting	36,500.00
Sanitation	
Street cleaning
Garbage and trash removal	117,150.00
Sanitary sewers
Health and Welfare	
Health services	8,256.00
Welfare—public assistance	6,200.00
Hospitals	1,500.00
Recreation	
Beaches and boardwalks
Parks and playgrounds	42,497.00
Other recreational services
Education (excl. school districts)	
Libraries	29,000.00
Other educational services
Statutory Expenditures	
.....	27,000.00
Unclassified Purposes	
.....	4,000.00
Total Municipal Functions	\$884,087.12
Per Capita—Municipal Functions	\$55.39
Capital Improvements	
.....	78,500.00
Debt Service	
Principal payments	\$99,000.00
Interest payments ..	56,246.88
Per Capita—Debt Service	\$9.73
Deferred Charges	
.....	17,551.61
Total Municipal Expenditures	\$1,135,385.61
Required Payments for Local School, County, and Special District Taxes	
.....	3,293,473.34
TOTAL EXPENDITURES	\$4,428,858.95
Reserve for Uncollected Taxes...	
.....	\$119,094.21
GRAND TOTAL	\$4,547,953.16

REVENUES REALIZED IN 1967

Surplus revenue appropriated	\$265,000.00
Miscellaneous revenues realized ..	587,797.66
State aid revenues realized	36,553.29
Delinquent tax and lien collections ..	57,794.97
Current tax collections	3,671,632.61
Emergency borrowings
TOTAL REVENUES	\$4,618,778.53

CAPITAL OUTLAY (BY ORDINANCE) 1967

Beaches and boardwalks
Buildings and equipment	\$133,614.44
Parks and playgrounds
Sanitary sewers	42,632.70
Streets and roads	1,983.56
Water supply
Other purposes
	\$178,230.70

TAXES

Local school taxes	\$2,460,212.00
County taxes	833,261.34
Special district taxes
	\$3,293,473.34
Local purpose taxes	377,692.90
Veteran and senior citizen tax ..	80,360.00
Total tax levy (for rate purposes)	\$3,751,526.24
Per Capita Total Tax Levy ...	
General tax rate	\$235.06
Adjusted business personality tax rate	10.01
Adjusted general tax rate	3.78
Current Taxes	
1967 taxes levied (total)	\$3,734,961.00
Collected in 1967	3,671,632.61
Per cent of levy collected	98.30
Transferred to liens
Adjustments
Balance December 31, 1967	\$63,328.39
All Prior Years Taxes Outstanding	
Balance January 1, 1967	\$62,227.82
Collected in 1967	56,108.04
Adjustments
Balance December 31, 1967	\$6,119.78
Tax Title Liens Outstanding	
Balance January 1, 1967	\$4,986.12
Redeemed by cash	1,686.93
Adjustments
Balance December 31, 1967	\$3,299.19
Property Acquired by Deed or Foreclosure	
Balance January 1, 1967	\$52,486.75
Sale for cash	19,800.00
Adjustments	-17,800.00
Balance December 31, 1967	\$50,486.75

CAPITAL DEBT, DECEMBER 31, 1967

Authorized—Issued and Unissued

	Gross Debt	Net Debt
School debt	\$3,486,000.00
Self-liquidating debt ..	2,738,692.00	\$167,546.00
Other capital debt	2,312,500.00	2,312,500.00
	\$8,537,192.00	\$2,480,046.00
Per Cent	5.86	1.70
Per Capita	\$534.91	\$155.39

Issued and Outstanding

School debt	\$3,486,000.00
Self-liquidating debt	1,930,692.00
Other capital debt	1,912,000.00
	\$7,328,692.00

Equalized Valuation Basis \$145,498,815.00

CURRENT FINANCES DECEMBER 31, 1967

Cash	\$492,899.53
Taxes receivable	69,448.17
Tax title liens	3,299.19
Foreclosed property	50,486.75
Other receivables	9,081.12
Emergencies and deferred charges
State road aid receivable	46,034.00
	\$671,248.76
Cash liabilities	\$141,958.13
Reserves for receivables	132,315.23
Surplus revenue	396,975.40
	\$671,248.76

NORTH CALDWELL BOROUGH—ESSEX COUNTY

Population U. S. Census, 1960—4,163
Estimated Population, 1967—5,060

Land Area 2.90 sq. mi.

Net Valuation Taxable \$42,591,100
Equalized Valuation \$42,016,806

EXPENDITURES FOR 1967

General Government

Administrative and executive	\$40,475.64
Assessment and collection of taxes	16,819.12
Financial administration	3,550.00

Public Safety

Fire protection	9,800.00
Police protection	93,650.00
Other protection	5,310.00
Civil defense and disaster control

Streets and Roads

Repairs and maintenance	44,709.56
Street lighting	9,700.00

Sanitation

Street cleaning
Garbage and trash removal
Sanitary sewers	25,620.00

Health and Welfare

Health services	5,585.00
Welfare—public assistance	375.00
Hospitals

Recreation

Beaches and boardwalks
Parks and playgrounds	2,500.00
Other recreational services

Education (excl. school districts)

Libraries
Other educational services

Statutory Expenditures

.....	10,613.66
-------	-----------

Unclassified Purposes

.....	1,200.00
-------	----------

Total Municipal Functions \$269,907.98

Per Capita—Municipal Functions

.....	\$53.34
-------	---------

Capital Improvements

.....	11,000.00
-------	-----------

Debt Service

Principal payments .. \$10,245.38	20,551.24
Interest payments .. 10,305.86

Per Capita—Debt Service

.....	\$4.06
-------	--------

Deferred Charges

.....	15,160.99
-------	-----------

Total Municipal Expenditures \$316,620.21

Required Payments for Local

School, County, and Special District Taxes	1,516,742.28
--	--------------

TOTAL EXPENDITURES \$1,833,362.49

Reserve for Uncollected Taxes...

.....	\$64,358.63
-------	-------------

GRAND TOTAL \$1,897,721.12

REVENUES REALIZED IN 1967

Surplus revenue appropriated	\$92,900.00
Miscellaneous revenues realized ..	185,071.60
State aid revenues realized	3,017.00
Delinquent tax and lien collections ..	37,936.80
Current tax collections	1,609,555.66
Emergency borrowings

TOTAL REVENUES \$1,028,481.06

CAPITAL OUTLAY (BY ORDINANCE) 1967

Beaches and boardwalks
Buildings and equipment
Parks and playgrounds
Sanitary sewers	\$10,059.34
Streets and roads	41,242.56
Water supply	29,643.59
Other purposes
.....	<u>\$80,945.49</u>

TAXES

Local school taxes	\$1,084,501.43
County taxes	432,240.85
Special district taxes

\$1,516,742.28

Local purpose taxes	89,610.84
Veteran and senior citizen tax ...	22,380.00

Total tax levy (for rate purposes) \$1,628,733.12

Per Capita Total Tax Levy ...

\$321.88

General tax rate	3.83
Adjusted business personality tax rate
Adjusted general tax rate

Current Taxes

1967 taxes levied (total)	\$1,654,027.16
Collected in 1967	1,609,555.66
Per cent of levy collected	97.31
Transferred to liens	348.53
Adjustments	2,219.62
Balance December 31, 1967	<u>\$41,903.35</u>

All Prior Years Taxes Outstanding

Balance January 1, 1967	\$43,192.56
Collected in 1967	37,936.80
Adjustments	—59.31
Balance December 31, 1967	<u>\$5,196.45</u>

Tax Title Liens Outstanding

Balance January 1, 1967	\$1,228.91
Redeemed by cash
Adjustments	+211.98
Balance December 31, 1967	<u>\$1,440.89</u>

Property Acquired by Deed or Foreclosure

Balance January 1, 1967	\$28,800.00
Sale for cash	3,000.00
Adjustments	+3,400.00
Balance December 31, 1967	<u>\$29,200.00</u>

CAPITAL DEBT, DECEMBER 31, 1967

Authorized—Issued and Unissued

	Gross Debt	Net Debt
School debt	\$2,192,466.00
Self-liquidating debt ..	316,232.00
Other capital debt	2,028,675.00	\$1,747,285.00
.....	<u>\$4,537,373.00</u>	<u>\$1,747,285.00</u>
Per Cent	11.20	4.31
Per Capita	<u>\$806.71</u>	<u>\$345.31</u>

Issued and Outstanding

School debt	\$1,681,387.00
Self-liquidating debt	235,132.00
Other capital debt	387,700.00
.....	<u>\$2,304,219.00</u>

Equalized Valuation Basis \$40,511,221.00

CURRENT FINANCES DECEMBER 31, 1967

Cash	\$536,001.35
Taxes receivable	47,099.80
Tax title liens	1,440.89
Foreclosed property	29,200.00
Other receivables	896.68
Emergencies and deferred charges ..	6,694.68
State road aid receivable	9,051.00
.....	<u>\$630,384.32</u>
Cash liabilities	\$460,761.53
Reserves for receivables	78,637.29
Surplus revenue	90,985.50
.....	<u>\$630,384.32</u>

NORTHFIELD CITY—ATLANTIC COUNTY

Population U. S. Census, 1960—5,849
Estimated Population, 1967—8,300

Land Area 3.56 sq. mi.

Net Valuation Taxable \$18,244,300
Equalized Valuation \$40,516,149

EXPENDITURES FOR 1967

General Government

Administrative and executive	\$40,460.79
Assessment and collection of taxes ..	16,372.05
Financial administration	5,625.01

Public Safety

Fire protection	44,830.23
Police protection	92,392.17
Other protection	2,000.00
Civil defense and disaster control ..	985.58

Streets and Roads

Repairs and maintenance	76,848.06
Street lighting	22,875.00

Sanitation

Street cleaning	9,547.22
Garbage and trash removal
Sanitary sewers

Health and Welfare

Health services	1,474.37
Welfare—public assistance	2,400.00
Hospitals	1,400.00

Recreation

Beaches and boardwalks
Parks and playgrounds	13,676.81
Other recreational services	3,165.00

Education (excl. school districts)

Libraries	925.00
Other educational services

Statutory Expenditures

.....	19,614.12
-------	-----------

Unclassified Purposes

.....	1,500.00
-------	----------

Total Municipal Functions \$356,091.41

Per Capita—Municipal Functions

.....	\$42.90
-------	---------

Capital Improvements

.....	73,585.00
-------	-----------

Debt Service

.....	\$69,677.00
-------	-------------

Principal payments ..	\$43,000.00
Interest payments ..	26,677.00

Per Capita—Debt Service

.....	\$8.39
-------	--------

Deferred Charges

.....	3,000.00
-------	----------

Total Municipal Expenditures \$502,353.41

Required Payments for Local School, County, and Special District Taxes

.....	829,983.46
-------	------------

TOTAL EXPENDITURES **\$1,332,336.87**

Reserve for Uncollected Taxes...

.....	\$55,070.76
-------	-------------

GRAND TOTAL **\$1,387,407.63**

REVENUES REALIZED IN 1967

Surplus revenue appropriated	\$100,000.00
Miscellaneous revenues realized ..	161,012.09
State aid revenues realized	58,480.13
Delinquent tax and lien collections ..	20,792.00
Current tax collections	1,082,545.46
Emergency borrowings

TOTAL REVENUES **\$1,422,829.68**

CAPITAL OUTLAY (BY ORDINANCE) 1967

Beaches and boardwalks
Buildings and equipment	\$6,382.00
Parks and playgrounds
Sanitary sewers
Streets and roads
Water supply
Other purposes
.....	<u>\$6,382.00</u>

TAXES

Local school taxes	\$578,026.94
County taxes	310,433.52
Special district taxes

\$888,460.46

Local purpose taxes	216,226.55
Veteran and senior citizen tax ..	62,710.00

Total tax levy (for rate purposes) **\$1,167,397.01**

Per Capita Total Tax Levy ...

\$140.65

General tax rate
Adjusted business personality tax rate ..	8.79
Adjusted general tax rate	6.32

Current Taxes

1967 taxes levied (total)	\$1,119,767.48
Collected in 1967	1,082,545.46
Per cent of levy col- lected	96.67
Transferred to liens	37.92
Adjustments	13,720.36
Balance December 31, 1967	<u>\$23,463.74</u>

All Prior Years Taxes Outstanding

Balance January 1, 1967	\$20,650.23
Collected in 1967	20,792.00
Adjustments	+141.77
Balance December 31, 1967

Tax Title Liens Outstanding

Balance January 1, 1967	\$235.29
Redeemed by cash
Adjustments	+7.89
Balance December 31, 1967	<u>\$243.18</u>

Property Acquired by Deed or Foreclosure

Balance January 1, 1967	\$21,775.50
Sale for cash
Adjustments
Balance December 31, 1967	<u>\$21,775.50</u>

CAPITAL DEBT, DECEMBER 31, 1967

Authorized—Issued and Unissued

	Gross Debt	Net Debt
School debt	\$1,398,804.00
Self-liquidating debt	\$357,000.00
Other capital debt	357,000.00
.....	<u>\$1,755,804.00</u>	<u>\$357,000.00</u>

Per Cent	4.65	0.94
Per Capita	<u>\$211.54</u>	<u>\$43.01</u>

Issued and Outstanding

School debt	\$1,398,804.00
Self-liquidating debt	72,000.00
Other capital debt
.....	<u>\$1,470,804.00</u>

Equalized Valuation Basis **\$37,758,649.00**

CURRENT FINANCES DECEMBER 31, 1967

Cash	\$123,537.55
Taxes receivable	23,463.74
Tax title liens	243.18
Foreclosed property	21,775.50
Other receivables	558.72
Emergencies and deferred charges ..	1,032.00
State road aid receivable	18,879.00
.....	<u>\$189,489.69</u>

Cash liabilities	\$59,722.81
Reserves for receivables	46,041.14
Surplus revenue	83,725.74
.....	<u>\$189,489.69</u>

* Includes \$58,477.00 Chapter VI School Debt Service.

NORTH HALEDON BOROUGH—PASSAIC COUNTY

Population U. S. Census, 1960—6,026
Estimated Population, 1967—7,590

Land Area 3.40 sq. mi.

Net Valuation Taxable \$47,519,460
Equalized Valuation \$53,407,684

EXPENDITURES FOR 1967

General Government	
Administrative and executive	\$58,215.00
Assessment and collection of taxes ..	11,980.00
Financial administration	5,600.00
Public Safety	
Fire protection	20,815.00
Police protection	72,725.00
Other protection	5,650.00
Civil defense and disaster control ..	2,000.00
Streets and Roads	
Repairs and maintenance	63,650.00
Street lighting	7,500.00
Sanitation	
Street cleaning	38,000.00
Garbage and trash removal	38,000.00
Sanitary sewers
Health and Welfare	
Health services	7,975.00
Welfare—public assistance	100.00
Hospitals	1,000.00
Recreation	
Beaches and boardwalks	8,950.00
Parks and playgrounds	6,342.00
Other recreational services
Education (excl. school districts)	
Libraries	25,080.00
Other educational services	845.00
Statutory Expenditures	
.....	12,210.00
Unclassified Purposes	
.....	500.00
Total Municipal Functions	\$349,137.00
Per Capita—Municipal Functions	
.....	\$46.00
Capital Improvements	
.....	10,000.00
Debt Service	
Principal payments ..	\$46,000.00
Interest payments ..	100.00
Per Capita—Debt Service	
.....	\$6.07
Deferred Charges	
.....	17,433.29
Total Municipal Expenditures	\$422,670.29
Required Payments for Local School, County, and Special District Taxes	
.....	1,283,530.85
TOTAL EXPENDITURES	\$1,706,201.14
Reserve for Uncollected Taxes..	
.....	\$54,238.74
GRAND TOTAL	\$1,760,439.88

REVENUES REALIZED IN 1967

Surplus revenue appropriated	\$130,000.00
Miscellaneous revenues realized ..	135,278.23
State aid revenues realized ..	8,136.00
Delinquent tax and lien collections ..	23,295.02
Current tax collections	1,477,705.54
Emergency borrowings
TOTAL REVENUES	\$1,774,414.79

CAPITAL OUTLAY (BY ORDINANCE) 1967

Beaches and boardwalks
Buildings and equipment	\$87,728.78
Parks and playgrounds	8,995.00
Sanitary sewers	2,559.57
Streets and roads	13,079.70
Water supply
Other purposes
	\$112,363.05

TAXES

Local school taxes	\$1,006,282.51
County taxes	277,248.34
Special district taxes
	\$1,283,530.85
Local purpose taxes	199,160.05
Veteran and senior citizen tax ...	46,840.00
Total tax levy (for rate purposes)	\$1,529,530.90
Per Capita Total Tax Levy ...	
.....	\$201.52
Current Taxes	
1967 taxes levied (total)	\$1,506,942.96
Collected in 1967	1,477,705.54
Per cent of levy col- lected	98.05
Transferred to liens	180.69
Adjustments	2,173.84
Balance December 31, 1967	\$26,882.89
All Prior Years Taxes Outstanding	
Balance January 1, 1967	\$24,177.22
Collected in 1967	23,295.02
Adjustments
Balance December 31, 1967	\$882.20
Tax Title Liens Outstanding	
Balance January 1, 1967	\$594.78
Redeemed by cash
Adjustments	+180.69
Balance December 31, 1967	\$775.47
Property Acquired by Deed or Foreclosure	
Balance January 1, 1967	\$47,000.00
Sale for cash
Adjustments
Balance December 31, 1967	\$47,000.00

CAPITAL DEBT, DECEMBER 31, 1967

Authorized—Issued and Unissued

	Gross Debt	Net Debt
School debt	\$1,858,950.00
Self-liquidating debt
Other capital debt	398,531.00	\$398,531.00
	\$2,257,481.00	\$398,531.00
Per Cent	4.35	0.76
Per Capita	\$297.43	\$52.51

Issued and Outstanding

School debt	\$1,830,395.00
Self-liquidating debt
Other capital debt	134,000.00
	\$1,964,395.00

Equalized Valuation Basis \$51,837,763.00

CURRENT FINANCES DECEMBER 31, 1967

Cash	\$181,721.06
Taxes receivable	27,765.09
Tax title liens	775.47
Foreclosed property	47,000.00
Other receivables	91,908.46
Emergencies and deferred charges ..	18,800.00
State road aid receivable	11,857.94
	\$379,828.02
Cash liabilities	\$55,525.02
Reserves for receivables	167,449.02
Surplus revenue	156,853.98
	\$379,828.02

NORTH HANOVER TOWNSHIP—BURLINGTON COUNTY

Population U. S. Census, 1960—2,796
Estimated Population, 1967—3,350

Land Area 17.31 sq. mi.

Net Valuation Taxable \$9,797,708
Equalized Valuation \$13,656,652

EXPENDITURES FOR 1967

General Government	
Administrative and executive	\$18,075.75
Assessment and collection of taxes	4,400.00
Financial administration	4,281.25
Public Safety	
Fire protection	2,000.00
Police protection	10,550.00
Other protection	1,400.00
Civil defense and disaster control	250.00
Streets and Roads	
Repairs and maintenance	33,633.33
Street lighting	3,000.00
Sanitation	
Street cleaning
Garbage and trash removal	6,500.00
Sanitary sewers
Health and Welfare	
Health services	1,350.00
Welfare—public assistance	4,525.00
Hospitals
Recreation	
Benches and boardwalks
Parks and playgrounds	400.00
Other recreational services
Education (excl. school districts)	
Libraries	100.00
Other educational services
Statutory Expenditures	1,300.00
Unclassified Purposes	1,000.00
Total Municipal Functions	\$92,765.33
Per Capita—Municipal Functions	\$27.69
Capital Improvements	38,067.77
Debt Service	
Principal payments
Interest payments
Per Capita—Debt Service
Deferred Charges	6,879.74
Total Municipal Expenditures	\$137,712.84
Required Payments for Local School, County, and Special District Taxes	267,083.58
TOTAL EXPENDITURES	\$404,796.42
Reserve for Uncollected Taxes...	\$37,400.00
GRAND TOTAL	\$442,196.42

REVENUES REALIZED IN 1967

Surplus revenue appropriated	\$30,805.84
Miscellaneous revenues realized ..	97,139.75
State aid revenues realized	22,401.00
Delinquent tax and lien collections ..	34,484.85
Current tax collections	223,388.17
Emergency borrowings

TOTAL REVENUES \$408,219.61

CAPITAL OUTLAY (BY ORDINANCE) 1967

Beaches and boardwalks
Buildings and equipment
Parks and playgrounds
Sanitary sewers
Streets and roads
Water supply
Other purposes

TAXES

Local school taxes	\$200,817.89
County taxes	66,265.69
Special district taxes
Total	\$267,083.58
Local purpose taxes
Veteran and senior citizen tax	6,760.00
Total tax levy (for rate purposes)	\$273,843.58
Per Capita Total Tax Levy	\$81.74
General tax rate
Adjusted business personality tax rate	4.16
Adjusted general tax rate	2.74
Current Taxes	
1967 taxes levied (total)	\$271,112.17
Collected in 1967	223,388.17
Per cent of levy collected	82.39
Transferred to liens
Adjustments	3,015.32
Balance December 31, 1967	\$44,708.68
All Prior Years Taxes Outstanding	
Balance January 1, 1967	\$34,609.70
Collected in 1967	34,484.85
Adjustments	—124.85
Balance December 31, 1967
Tax Title Mems Outstanding	
Balance January 1, 1967
Redeemed by cash
Adjustments
Balance December 31, 1967
Property Acquired by Deed or Foreclosure	
Balance January 1, 1967
Sale for cash
Adjustments
Balance December 31, 1967

CAPITAL DEBT, DECEMBER 31, 1967

Authorized—Issued and Unissued		
	Gross Debt	Net Debt
School debt	\$308,751.00
Self-liquidating debt
Other capital debt
	\$308,751.00
Per Cent	2.50
Per Capita	\$92.16

Issued and Outstanding

School debt	\$308,751.00
Self-liquidating debt
Other capital debt
Total	\$308,751.00

Equalized Valuation Basis \$12,333,407.00

CURRENT FINANCES DECEMBER 31, 1967

Cash	\$102,315.06
Taxes receivable	44,708.68
Tax title liens
Foreclosed property
Other receivables
Emergencies and deferred charges ..	2,380.06
State road aid receivable	24,161.00
Total	\$173,564.80
Cash liabilities	\$91,480.45
Reserves for receivables	44,708.68
Surplus revenue	37,375.67
Total	\$173,564.80

NORTH PLAINFIELD BOROUGH—SOMERSET COUNTY

Population U. S. Census, 1960—16,993
Estimated Population, 1967—22,990

Land Area 2.90 sq. mi.

Net Valuation Taxable \$56,888,170
Equalized Valuation \$122,190,590

EXPENDITURES FOR 1967

General Government	
Administrative and executive	\$107,763.58
Assessment and collection of taxes	28,475.00
Financial administration	3,400.00
Public Safety	
Fire protection	239,885.82
Police protection	315,031.25
Other protection
Civil defense and disaster control	1,800.00
Streets and Roads	
Repairs and maintenance	125,200.22
Street lighting	30,500.00
Sanitation	
Street cleaning	2,700.00
Garbage and trash removal
Sanitary sewers	76,547.13
Health and Welfare	
Health services	19,800.00
Welfare—public assistance	7,100.00
Hospitals	16,000.00
Recreation	
Beaches and boardwalks
Parks and playgrounds	27,000.00
Other recreational services
Education (excl. school districts)	
Libraries	34,500.00
Other educational services
Statutory Expenditures	79,731.00
Unclassified Purposes	14,100.00
Total Municipal Functions	\$1,129,534.00
Per Capita—Municipal Functions	
	\$49.13
Capital Improvements	
	47,400.00
Debt Service	
	36,133.00
Principal payments	\$23,000.00
Interest payments	13,133.00
Per Capita—Debt Service	
	\$1.57
Deferred Charges	
	3,000.00
Total Municipal Expenditures	\$1,216,067.00
Required Payments for Local School, County, and Special District Taxes	
	2,731,291.47
TOTAL EXPENDITURES	\$3,947,358.47
Reserve for Uncollected Taxes...	
	\$154,000.00
GRAND TOTAL	\$4,101,358.47

REVENUES REALIZED IN 1967

Surplus revenue appropriated	\$275,000.00
Miscellaneous revenues realized	341,639.57
State aid revenues realized	40,360.00
Delinquent tax and lien collections	72,979.84
Current tax collections	3,372,693.70
Emergency borrowings

TOTAL REVENUES

\$4,102,673.11

CAPITAL OUTLAY (BY ORDINANCE) 1967

Beaches and boardwalks
Buildings and equipment	\$6,855.58
Parks and playgrounds	1,925.00
Sanitary sewers
Streets and roads	95,363.82
Water supply
Other purposes	401.32
	\$104,545.72

TAXES

Local school taxes	\$2,236,740.00
County taxes	494,551.47
Special district taxes
	\$2,731,291.47
Local purpose taxes	669,807.00
Veteran and senior citizen tax	105,700.00
Total tax levy (for rate purposes)	\$3,506,798.47
Per Capita Total Tax Levy	
	\$152.54
General tax rate
Adjusted business personalty tax rate	12.17
Adjusted general tax rate	6.13
Current Taxes	
1967 taxes levied (total)	\$3,437,227.92
Collected in 1967	3,372,693.70
Per cent of levy collected	98.12
Transferred to liens	5,205.19
Adjustments	\$67.19
Balance December 31, 1967	\$58,461.84
All Prior Years Taxes Outstanding	
Balance January 1, 1967	\$77,828.74
Collected in 1967	72,695.80
Adjustments	—5,089.52
Balance December 31, 1967	\$43.42
Tax Title Liens Outstanding	
Balance January 1, 1967	\$3,179.83
Redeemed by cash	284.04
Adjustments	+8,106.79
Balance December 31, 1967	\$11,002.58
Property Acquired by Deed or Foreclosure	
Balance January 1, 1967	\$10,116.66
Sale for cash
Adjustments
Balance December 31, 1967	\$10,116.66

CAPITAL DEBT, DECEMBER 31, 1967

Authorized—Issued and Unissued

	Gross Debt	Net Debt
School debt	\$2,046,000.00
Self-liquidating debt
Other capital debt	865,450.00	\$865,450.00
	\$2,911,450.00	\$865,450.00
Per Cent	2.58	0.76
Per Capita	\$126.64	\$37.64

Issued and Outstanding

School debt	\$2,046,000.00
Self-liquidating debt
Other capital debt	379,000.00
	\$2,425,000.00

Equalized Valuation Basis \$112,465,648.00

CURRENT FINANCES DECEMBER 31, 1967

Cash	\$319,906.87
Taxes receivable	58,505.26
Tax title liens	11,002.58
Foreclosed property	10,116.66
Other receivables
Emergencies and deferred charges	3,200.00
State road aid receivable	31,178.00
	\$438,909.37
Cash liabilities	\$105,321.72
Reserves for receivables	79,624.50
Surplus revenue	253,963.15
	\$438,909.37

NORTHVALE BOROUGH—BERGEN COUNTY

Population U. S. Census, 1960—2,892
Estimated Population, 1967—4,950

Land Area 1.30 sq. mi.

Net Valuation Taxable \$34,542,659
Equalized Valuation \$39,158,886

EXPENDITURES FOR 1967

General Government	
Administrative and executive	\$39,735.00
Assessment and collection of taxes	6,135.00
Financial administration	2,700.00
Public Safety	
Fire protection	18,025.00
Police protection	78,648.00
Other protection	2,200.00
Civil defense and disaster control	150.00
Streets and Roads	
Repairs and maintenance	32,130.00
Street lighting	15,000.00
Sanitation	
Street cleaning	28,000.00
Garbage and trash removal	48,500.00
Sanitary sewers	
Health and Welfare	
Health services	6,631.00
Welfare—public assistance	1,260.00
Hospitals	
Recreation	
Beaches and boardwalks	
Parks and playgrounds	2,521.00
Other recreational services	6,240.00
Education (excl. school districts)	
Libraries	6,500.00
Other educational services	1,600.00
Statutory Expenditures	10,000.00
Unclassified Purposes	100.00
Total Municipal Functions	\$306,075.00
Per Capita—Municipal Functions	\$61.83
Capital Improvements	6,950.00
Debt Service	17,152.50
Principal payments .. \$12,000.00	
Interest payments .. 5,152.50	
Per Capita—Debt Service	\$3.47
Deferred Charges	2,106.03
Total Municipal Expenditures	\$332,283.53
Required Payments for Local School, County, and Special District Taxes	870,815.55
TOTAL EXPENDITURES	\$1,203,099.08
Reserve for Uncollected Taxes..	\$51,747.47
GRAND TOTAL	\$1,254,846.55

REVENUES REALIZED IN 1967

Surplus revenue appropriated	\$44,000.00
Miscellaneous revenues realized	277,824.03
State aid revenues realized	1,317.00
Delinquent tax and lien collections	38,864.10
Current tax collections	1,035,135.09
Emergency borrowings	
TOTAL REVENUES	\$1,397,140.22

CAPITAL OUTLAY (BY ORDINANCE) 1967

Beaches and boardwalks	
Buildings and equipment	\$45,298.01
Parks and playgrounds	
Sanitary sewers	
Streets and roads	73,170.81
Water supply	
Other purposes	
	\$118,468.82

TAXES

Local school taxes	\$739,594.63
County taxes	131,220.92
Special district taxes	
	\$870,815.55
Local purpose taxes	165,564.00
Veteran and senior citizen tax	28,450.00
Total tax levy (for rate purposes)	\$1,064,829.55
Per Capita Total Tax Levy	
General tax rate	
Adjusted business personalty tax rate	8.87
Adjusted general tax rate	2.85

Current Taxes

1967 taxes levied (total)	\$1,061,534.72
Collected in 1967	1,035,135.09
Per cent of levy col-lected	97.51
Transferred to liens	
Adjustments	2,117.55
Balance December 31, 1967	\$24,282.08

All Prior Years Taxes Outstanding

Balance January 1, 1967	\$51,593.12
Collected in 1967	38,864.10
Adjustments	5,312.78
Balance December 31, 1967	\$7,416.24

Tax Title Liens Outstanding

Balance January 1, 1967	\$25.76
Redeemed by cash	
Adjustments	
Balance December 31, 1967	\$25.76

Property Acquired by Deed or Foreclosure

Balance January 1, 1967	\$5,889.00
Sale for cash	135,400.00
Adjustments	+135,400.00
Balance December 31, 1967	\$5,889.00

CAPITAL DEBT, DECEMBER 31, 1967

Authorized—Issued and Unissued

	Gross Debt	Net Debt
School debt	\$2,305,816.00	\$38,146.00
Self-liquidating debt ..		
Other capital debt	462,633.00	457,206.00
	\$2,768,449.00	\$495,352.00
Per Cent	6.57	1.17
Per Capita	\$559.28	\$100.07

Issued and Outstanding

School debt	\$881,191.00
Self-liquidating debt	
Other capital debt	264,600.00
	\$1,045,791.00

Equalized Valuation Basis \$42,128,444.00

CURRENT FINANCES DECEMBER 31, 1967

Cash	\$239,488.64
Taxes receivable	31,698.32
Tax title liens	25.76
Foreclosed property	5,889.00
Other receivables	6,516.89
Emergencies and deferred charges	8,450.00
State road aid receivable	
	\$292,068.61
Cash liabilities	\$38,993.28
Reserves for receivables	44,129.97
Surplus revenue	208,945.36
	\$292,068.61

NORTH WILDWOOD CITY—CAPE MAY COUNTY

Population U. S. Census, 1960—3,598
Estimated Population, 1967—3,800

Land Area 1.80 sq. mi.

Net Valuation Taxable \$50,807,055
Equalized Valuation \$57,387,169

EXPENDITURES FOR 1967

General Government	
Administrative and executive	\$171,260.00
Assessment and collection of taxes	\$3,360.00
Financial administration	19,500.00
Public Safety	
Fire protection	69,000.00
Police protection	175,700.00
Other protection	7,600.00
Civil defense and disaster control	2,800.55
Streets and Roads	
Repairs and maintenance	140,585.00
Street lighting	53,732.00
Sanitation	
Street cleaning
Garbage and trash removal	63,750.00
Sanitary sewers	50,000.00
Health and Welfare	
Health services	6,800.00
Welfare—public assistance
Hospitals
Recreation	
Beaches and boardwalks	49,535.00
Parks and playgrounds
Other recreational services	16,350.00
Education (excl. school districts)	
Libraries
Other educational services
Statutory Expenditures	49,733.37
Unclassified Purposes	1,500.00
Total Municipal Functions	\$912,205.92
Per Capita—Municipal Functions	\$240.05
Capital Improvements	135,000.00
Debt Service	*107,236.00
Principal payments .. \$70,000.00	
Interest payments .. 37,236.00	
Per Capita—Debt Service	\$28.22
Deferred Charges	44,040.41
Total Municipal Expenditures	\$1,198,482.53
Required Payments for Local School, County, and Special District Taxes	583,472.12
TOTAL EXPENDITURES	\$1,781,954.65
Reserve for Uncollected Taxes	\$132,610.65
GRAND TOTAL	\$1,914,565.30

REVENUES REALIZED IN 1967

Surplus revenue appropriated	\$195,000.00
Miscellaneous revenues realized	305,923.01
State aid revenues realized	38,306.00
Delinquent tax and lien collections	87,032.23
Current tax collections	1,236,987.50
Emergency borrowings

TOTAL REVENUES

\$1,863,248.74

CAPITAL OUTLAY (BY ORDINANCE) 1967

Beaches and boardwalks
Buildings and equipment	\$52,411.85
Parks and playgrounds	115.50
Sanitary sewers	35,194.26
Streets and roads	130,984.48
Water supply
Other purposes
TOTAL	\$218,706.09

TAXES

Local school taxes	\$343,975.35
County taxes	268,052.77
Special district taxes
Local purpose taxes	\$612,023.12
Veteran and senior citizen tax	716,131.18
Total tax levy (for rate purposes)	\$1,366,049.30
Per Capita Total Tax Levy	\$359.49
General tax rate
Adjusted business personality tax rate	3.93
Adjusted general tax rate	2.67
Current Taxes	
1967 taxes levied (total)	\$1,343,698.56
Collected in 1967	1,236,987.50
Per cent of levy collected	92.05
Transferred to liens	5,042.42
Adjustments	7,984.81
Balance December 31, 1967	\$93,683.83
All Prior Years Taxes Outstanding	
Balance January 1, 1967	\$78,572.25
Collected in 1967	72,880.09
Adjustments	-2,889.41
Balance December 31, 1967	\$3,102.75
Tax Title Liens Outstanding	
Balance January 1, 1967	\$15,926.95
Reimposed by cash	14,152.14
Adjustments	+3,172.50
Balance December 31, 1967	\$9,947.31
Property Acquired by Deed or Foreclosure	
Balance January 1, 1967	\$121,262.00
Sale for cash	105,602.84
Adjustments	+87,865.00
Balance December 31, 1967	\$103,524.16

CAPITAL DEBT, DECEMBER 31, 1967

Authorized—Issued and Unissued

	Gross Debt	Net Debt
School debt	\$166,000.00
Self-liquidating debt
Other capital debt	1,019,940.00	\$998,737.00
	\$1,185,940.00	\$998,737.00

Per Cent	2.17	1.82
Per Capita	\$312.09	\$262.83

Issued and Outstanding

School debt	\$166,000.00
Self-liquidating debt
Other capital debt	660,000.00
	\$826,000.00

Equalized Valuation Basis **\$54,605,555.00**

CURRENT FINANCES DECEMBER 31, 1967

Cash	\$435,892.59
Taxes receivable	96,786.53
Tax title liens	9,947.31
Foreclosed property	103,524.16
Other receivables
Emergencies and deferred charges	110,072.25
State road aid receivable	38,306.00
	\$794,528.89
Cash liabilities	\$334,927.18
Reserves for receivables	210,258.05
Surplus revenue	249,343.66
	\$794,528.89

* Includes \$28,536.00 Chapter VI School Debt Service.

NORWOOD BOROUGH—BERGEN COUNTY

Population U. S. Census, 1960—2,852
Estimated Population, 1967—4,030

Land Area 2.90 sq. mi.

Net Valuation Taxable \$28,430,805
Equalized Valuation \$36,559,770

EXPENDITURES FOR 1967

General Government	
Administrative and executive	\$41,800.00
Assessment and collection of taxes	10,200.00
Financial administration	1,500.00
Public Safety	
Fire protection	17,460.00
Police protection	94,000.00
Other protection	930.00
Civil defense and disaster control	100.00
Streets and Roads	
Repairs and maintenance	36,470.00
Street lighting	12,000.00
Sanitation	
Street cleaning
Garbage and trash removal
Sanitary sewers
Health and Welfare	
Health services	7,950.00
Welfare—public assistance	2,600.00
Hospitals
Recreation	
Beaches and boardwalks
Parks and playgrounds
Other recreational services	7,300.00
Education (excl. school districts)	
Libraries	4,300.00
Other educational services	500.00
Statutory Expenditures	7,550.00
Unclassified Purposes	350.00
Total Municipal Functions	\$245,010.00
Per Capita—Municipal Functions	\$60.80
Capital Improvements	
Debt Service	1,500.00
Principal payments
Interest payments	\$1,500.00
Per Capita—Debt Service	\$0.37
Deferred Charges	
.....	8,528.22
Total Municipal Expenditures	\$278,038.22
Required Payments for Local School, County, and Special District Taxes	
.....	762,879.59
TOTAL EXPENDITURES	\$1,040,917.81
Reserve for Uncollected Taxes	\$66,526.78
GRAND TOTAL	\$1,107,444.59

REVENUES REALIZED IN 1967

Surplus revenue appropriated	\$100,000.00
Miscellaneous revenues realized	137,001.22
State aid revenues realized	15,867.00
Delinquent tax and lien collections	50,058.42
Current tax collections	798,526.29
Emergency borrowings
TOTAL REVENUES	\$1,101,452.93

CAPITAL OUTLAY (BY ORDINANCE) 1967

Beaches and boardwalks
Buildings and equipment
Parks and playgrounds
Sanitary sewers
Streets and roads
Water supply
Other purposes
.....
.....

TAXES

Local school taxes	\$639,536.51
County taxes	123,343.08
Special district taxes
.....	\$762,879.59
Local purpose taxes	70,498.00
Veteran and senior citizen tax	26,520.00
Total tax levy (for rate purposes)	\$859,897.59
Per Capita Total Tax Levy	
.....	\$213.37
General tax rate
Adjusted business personalty tax rate	3.53
Adjusted general tax rate	3.01
Current Taxes	
1967 taxes levied (total)	\$844,073.63
Collected in 1967	798,526.29
Per cent of levy collected	94.60
Transferred to liens	1,019.58
Adjustments	609.20
Balance December 31, 1967	\$43,918.56
All Prior Years Taxes Outstanding	
Balance January 1, 1967	\$48,293.73
Collected in 1967	47,718.52
Adjustments	+535.46
Balance December 31, 1967	\$1,110.67
Tax Title Liens Outstanding	
Balance January 1, 1967	\$17,324.09
Redeemed by cash	2,339.90
Adjustments	+238.41
Balance December 31, 1967	\$15,222.60
Property Acquired by Deed or Foreclosure	
Balance January 1, 1967	\$130,577.00
Sale for cash	4,100.00
Adjustments	+4,928.00
Balance December 31, 1967	\$131,405.00

CAPITAL DEBT, DECEMBER 31, 1967

Authorized—Issued and Unissued

	Gross Debt	Net Debt
School debt	\$1,626,013.00
Self-liquidating debt
Other capital debt	9,544.00	\$9,224.00
.....	\$1,635,557.00	\$9,224.00
Per Cent	4.78	0.02
Per Capita	\$405.85	\$2.29

Issued and Outstanding

School debt	\$471,039.00
Self-liquidating debt
Other capital debt	8,000.00
.....	\$479,039.00

Equalized Valuation Basis \$34,162,730.00

CURRENT FINANCES DECEMBER 31, 1967

Cash	\$268,555.31
Taxes receivable	45,029.23
Tax title liens	15,222.60
Foreclosed property	131,405.00
Other receivables	4,363.09
Emergencies and deferred charges	9,800.00
State road aid receivable	15,867.00
.....	\$490,242.23
Cash liabilities	\$81,735.33
Reserves for receivables	196,019.92
Surplus revenue	212,486.98
.....	\$490,242.23

NUTLEY TOWN—ESSEX COUNTY

Population U. S. Census, 1960—29,513
Estimated Population, 1967—32,200

Land Area 3.40 sq. mi.

Net Valuation Taxable \$173,544,000
Equalized Valuation \$231,052,172

EXPENDITURES FOR 1967	
General Government	
Administrative and executive	\$297,604.78
Assessment and collection of taxes	48,600.00
Financial administration	43,300.00
Public Safety	
Fire protection	246,150.00
Police protection	505,022.60
Other protection	27,570.00
Civil defense and disaster control	7,800.00
Streets and Roads	
Repairs and maintenance	196,793.33
Street lighting	57,750.00
Sanitation	
Street cleaning
Garbage and trash removal	169,990.00
Sanitary sewers	156,382.59
Health and Welfare	
Health services	121,892.63
Welfare—public assistance	16,520.00
Hospitals
Recreation	
Beaches and boardwalks
Parks and playgrounds	95,065.62
Other recreational services	21,950.00
Education (excl. school districts)	
Libraries	112,295.00
Other educational services	1,500.00
Statutory Expenditures	
.....	192,000.00
Unclassified Purposes	
.....	1,000.00
Total Municipal Functions	\$2,319,186.55
Per Capita—Municipal Functions	
.....	\$72.02
Capital Improvements	
.....	36,187.08
Debt Service	
Principal payments ..	\$68,089.04
Interest payments ..	7,925.00
Per Capita—Debt Service	
.....	\$2.36
Deferred Charges	
.....	12,358.38
Total Municipal Expenditures	\$2,443,746.05
Required Payments for Local School, County, and Special District Taxes	
.....	5,358,325.96
TOTAL EXPENDITURES	\$7,802,072.01
Reserve for Uncollected Taxes...	
.....	\$391,592.99
GRAND TOTAL	\$8,193,665.00

REVENUES REALIZED IN 1967	
Surplus revenue appropriated	\$400,000.00
Miscellaneous revenues realized ..	621,299.78
State aid revenues realized	15,216.08
Delinquent tax and lien collections ..	115,818.39
Current tax collections	6,993,499.15
Emergency borrowings
TOTAL REVENUES	\$8,145,833.40

CAPITAL OUTLAY (BY ORDINANCE) 1967	
Beaches and boardwalks
Buildings and equipment	\$320.00
Parks and playgrounds	2,551.50
Sanitary sewers
Streets and roads	26,310.65
Water supply
Other purposes
.....	\$29,182.15

TAXES	
Local school taxes	\$2,972,591.57
County taxes	2,385,734.39
Special district taxes
.....	\$5,358,325.96
Local purpose taxes	1,727,281.01
Veteran and senior citizen tax ..	169,060.00
Total tax levy (for rate purposes)	\$7,254,666.97
Per Capita Total Tax Levy	
.....	\$225.30
General tax rate	
.....
Adjusted business personalty tax rate	
.....	5.32
Adjusted general tax rate	
.....	4.12
Current Taxes	
1967 taxes levied (total)	\$7,091,209.71
Collected in 1967	6,993,499.15
Per cent of levy col- lected	98.62
Transferred to liens	2,851.04
Adjustments	4,076.16
Balance December 31, 1967	\$90,783.36
All Prior Years Taxes Outstanding	
Balance January 1, 1967	\$112,725.69
Collected in 1967	108,361.01
Adjustments	—2,908.10
Balance December 31, 1967	\$1,456.58
Tax Title Liens Outstanding	
Balance January 1, 1967	\$15,266.13
Redeemed by cash	7,457.38
Adjustments	+954.14
Balance December 31, 1967	\$8,762.89
Property Acquired by Deed or Foreclosure	
Balance January 1, 1967	\$37,791.00
Sale for cash
Adjustments	+8,700.00
Balance December 31, 1967	\$46,491.00

CAPITAL DEBT, DECEMBER 31, 1967		
Authorized—Issued and Unissued		
	Gross Debt	Net Debt
School debt	\$2,117,000.00
Self-liquidating debt
Other capital debt	380,959.00	\$380,787.00
.....	\$2,497,959.00	\$380,787.00
Per Cent	1.16	0.17
Per Capita	\$77.58	\$18.83

Issued and Outstanding		
School debt	\$2,117,000.00
Self-liquidating debt
Other capital debt	222,708.00
.....	\$2,339,708.00

Equalized Valuation Basis \$213,725,293.00

CURRENT FINANCES DECEMBER 31, 1967	
Cash	\$1,070,211.85
Taxes receivable	92,239.94
Tax title liens	8,762.89
Foreclosed property	46,491.00
Other receivables	14,763.05
Emergencies and deferred charges ..	70,000.00
State road aid receivable	13,957.16
.....	\$1,316,425.89
Cash liabilities	\$302,682.08
Reserves for receivables	162,256.88
Surplus revenue	851,486.93
.....	\$1,316,425.89

OAKLAND BOROUGH—BERGEN COUNTY

Population U. S. Census, 1960—9,446
Estimated Population, 1967—13,310

Land Area 9.10 sq. mi.

Net Valuation Taxable \$81,439,931
Equalized Valuation \$92,169,886

EXPENDITURES FOR 1967

General Government	
Administrative and executive	\$112,452.08
Assessment and collection of taxes	38,154.78
Financial administration	15,750.00
Public Safety	
Fire protection	36,500.00
Police protection	192,375.00
Other protection	12,750.00
Civil defense and disaster control	1,700.00
Streets and Roads	
Repairs and maintenance	124,770.00
Street lighting	28,650.00
Sanitation	
Street cleaning
Garbage and trash removal	8,300.00
Sanitary sewers	5,025.00
Health and Welfare	
Health services	25,712.00
Welfare—public assistance	3,050.00
Hospitals
Recreation	
Beaches and boardwalks
Parks and playgrounds	2,060.00
Other recreational services	29,211.00
Education (excl. school districts)	
Libraries	37,050.00
Other educational services	1,500.00
Statutory Expenditures	35,159.30
Unclassified Purposes	3,000.00
Total Municipal Functions	\$713,169.16
Per Capita—Municipal Functions	\$53.58
Capital Improvements	
Debt Service	87,844.75
Principal payments	\$63,000.00
Interest payments	24,844.75
Per Capita—Debt Service	\$6.60
Deferred Charges	11,037.01
Total Municipal Expenditures	\$852,605.92
Required Payments for Local School, County, and Special District Taxes	
	2,534,808.44
TOTAL EXPENDITURES	\$3,387,414.36
Reserve for Uncollected Taxes...	\$123,875.74
GRAND TOTAL	\$3,511,290.10

REVENUES REALIZED IN 1967

Surplus revenue appropriated	\$135,000.00
Miscellaneous revenues realized ..	189,900.57
State aid revenues realized	23,886.00
Delinquent tax and lien collections ..	70,872.47
Current tax collections	3,032,385.74
Emergency borrowings
TOTAL REVENUES	\$3,452,044.78

CAPITAL OUTLAY (BY ORDINANCE) 1967

Beaches and boardwalks
Buildings and equipment	\$111,083.44
Parks and playgrounds
Sanitary sewers	102,014.97
Streets and roads	74,727.16
Water supply	37,281.95
Other purposes
	\$325,107.52

TAXES

Local school taxes	\$2,224,182.76
County taxes	310,625.68
Special district taxes
	\$2,534,808.44
Local purpose taxes	547,423.50
Veteran and senior citizen tax ..	73,710.00
Total tax levy (for rate purposes)	\$3,155,941.94
Per Capita Total Tax Levy	\$237.11
General tax rate
Adjusted business personalty tax rate	5.32
Adjusted general tax rate	3.85
Current Taxes	
1967 taxes levied (total)	\$3,121,002.58
Collected in 1967	3,032,385.74
Per cent of levy col- lected	97.16
Transferred to liens	400.40
Adjustments	2,714.88
Balance December 31, 1967	\$85,501.56
All Prior Years Taxes Outstanding	
Balance January 1, 1967	\$73,393.68
Collected in 1967	70,287.47
Adjustments	+37.44
Balance December 31, 1967	\$3,203.65
Tax Title Liens Outstanding	
Balance January 1, 1967	\$1,768.76
Redeemed by cash	585.00
Adjustments	+400.40
Balance December 31, 1967	\$1,584.16
Property Acquired by Deed or Foreclosure	
Balance January 1, 1967	\$9,654.00
Sold for cash
Adjustments
Balance December 31, 1967	\$9,654.00

CAPITAL DEBT, DECEMBER 31, 1967

Authorized—Issued and Unissued	
Gross Debt	Net Debt
School debt	\$5,421,428.00
Self-liquidating debt ..	902,525.00
Other capital debt	1,274,384.00
	\$7,598,337.00
	\$2,239,232.00
Per Cent	8.65
Per Capita	\$570.87
	\$168.24

Issued and Outstanding

School debt	\$3,584,755.00
Self-liquidating debt	728,250.00
Other capital debt	1,090,450.00
	\$5,403,455.00

Equalized Valuation Basis \$87,812,897.00

CURRENT FINANCES DECEMBER 31, 1967

Cash	\$151,940.13
Taxes receivable	88,705.21
Tax title liens	1,584.16
Foreclosed property	9,654.00
Other receivables	17,368.45
Emergencies and deferred charges ..	18,376.16
State road aid receivable	21,413.00
	\$309,041.11
Cash liabilities	\$104,676.84
Reserves for receivables	117,311.82
Surplus revenue	87,052.45
	\$309,041.11

OAKLYN BOROUGH—CAMDEN COUNTY

Population U. S. Census, 1960—4,778
Estimated Population, 1967—5,280

Land Area 0.72 sq. mi.

Net Valuation Taxable \$9,904,700
Equalized Valuation \$21,905,517

EXPENDITURES FOR 1967

General Government

Administrative and executive	\$32,315.00
Assessment and collection of taxes	8,269.00
Financial administration	1,825.00

Public Safety

Fire protection	8,600.00
Police protection	72,360.00
Other protection	1,300.00
Civil defense and disaster control	470.00

Streets and Roads

Repairs and maintenance	28,534.00
Street lighting	8,600.00

Sanitation

Street cleaning
Garbage and trash removal	5,300.00
Sanitary sewers	18,400.00

Health and Welfare

Health services	500.00
Welfare—public assistance	275.00
Hospitals

Recreation

Beaches and boardwalks
Parks and playgrounds	5,230.00
Other recreational services

Education (excl. school districts)

Libraries	3,785.00
Other educational services	500.00

Statutory Expenditures

.....	9,226.00
-------	----------

Unclassified Purposes

.....	122.00
-------	--------

Total Municipal Functions \$205,611.00

Per Capita—Municipal Functions

.....	\$38.94
-------	---------

Capital Improvements

.....	15,251.00
-------	-----------

Debt Service

Principal payments	\$6,000.00
Interest payments	1,140.00

Per Capita—Debt Service

.....	\$1.35
-------	--------

Deferred Charges

.....
-------	-------

Total Municipal Expenditures \$228,002.00

Required Payments for Local

School, County, and Special District Taxes	547,462.50
--	------------

TOTAL EXPENDITURES \$775,464.50

Reserve for Uncollected Taxes...

.....	\$33,749.00
-------	-------------

GRAND TOTAL \$809,213.50

REVENUES REALIZED IN 1967

Surplus revenue appropriated	\$54,400.00
Miscellaneous revenues realized	94,686.64
State aid revenues realized	27,101.45
Delinquent tax and lien collections	13,344.76
Current tax collections	638,614.57
Emergency borrowings

TOTAL REVENUES \$828,147.42

CAPITAL OUTLAY (BY ORDINANCE) 1967

Beaches and boardwalks
Buildings and equipment
Parks and playgrounds
Sanitary sewers
Streets and roads
Water supply
Other purposes

TAXES

Local school taxes	\$373,569.00
County taxes	173,893.50
Special district taxes

\$547,462.50

Local purpose taxes	99,300.00
Veteran and senior citizen tax	34,040.00

Total tax levy (for rate purposes) \$680,802.50

Per Capita Total Tax Levy ...

\$128.94

General tax rate	6.84
Adjusted business personalty tax rate
Adjusted general tax rate

Current Taxes

1967 taxes levied (total)	\$651,169.04
Collected in 1967	638,614.57

Per cent of levy col- lected 98.07

Transferred to liens

Adjustments

Balance December 31, 1967 \$12,554.47

All Prior Years Taxes Outstanding

Balance January 1, 1967

\$18,029.58

Collected in 1967

13,344.76

Adjustments

Balance December 31, 1967 \$4,684.82

Tax Title Liens Outstanding

Balance January 1, 1967

\$17.54

Redeemed by cash

Adjustments

Balance December 31, 1967 \$17.54

Property Acquired by Deed or Foreclosure

Balance January 1, 1967

\$227.00

Sale for cash

Adjustments

Balance December 31, 1967 \$227.00

CAPITAL DEBT, DECEMBER 31, 1967

Authorized—Issued and Unissued

	Gross Debt	Net Debt
School debt	\$5,000.00
Self-liquidating debt
Other capital debt	61,600.00	\$61,600.00
	<u>\$66,600.00</u>	<u>\$61,600.00</u>
Per Cent	0.31	0.29
Per Capita	<u>\$12.61</u>	<u>\$11.67</u>

Issued and Outstanding

School debt	\$5,000.00
Self-liquidating debt
Other capital debt	54,000.00
	<u>\$59,000.00</u>

Equalized Valuation Basis \$20,821,620.00

CURRENT FINANCES DECEMBER 31, 1967

Cash	\$152,932.49
Taxes receivable	17,239.29
Tax title liens	17.54
Foreclosed property	227.00
Other receivables	3,794.59
Emergencies and deferred charges
State road aid receivable	18,566.95
	<u>\$192,777.86</u>
Cash liabilities	\$29,224.21
Reserves for receivables	21,278.42
Surplus revenue	142,275.23
	<u>\$192,777.86</u>

OCEAN TOWNSHIP—MONMOUTH COUNTY

Population U. S. Census, 1960—11,622 Land Area 11.02 sq. ml. Net Valuation Taxable \$99,138,962
 Estimated Population, 1967—16,530 Equalized Valuation \$104,717,484

EXPENDITURES FOR 1967

General Government	
Administrative and executive	\$147,492.46
Assessment and collection of taxes	43,632.43
Financial administration	18,806.00
Public Safety	
Fire protection	1,500.00
Police protection	243,500.14
Other protection	9,314.00
Civil defense and disaster control	2,181.86
Streets and Roads	
Repairs and maintenance	247,001.83
Street lighting	32,600.00
Sanitation	
Street cleaning
Garbage and trash removal	204,000.00
Sanitary sewers
Health and Welfare	
Health services	12,711.93
Welfare—public assistance	3,400.00
Hospitals	1,000.00
Recreation	
Beaches and boardwalks
Parks and playgrounds
Other recreational services	35,335.51
Education (excl. school districts)	
Libraries	6,000.00
Other educational services
Statutory Expenditures	69,781.92
Unclassified Purposes	1,000.00
Total Municipal Functions	\$1,079,258.08
Per Capita—Municipal Functions	
Capital Improvements	59,500.00
Debt Service	
Principal payments	\$32,000.00
Interest payments	36,870.82
Per Capita—Debt Service	\$4.17
Deferred Charges	59,633.51
Total Municipal Expenditures	\$1,267,262.41
Required Payments for Local School, County, and Special District Taxes	
.....	3,043,216.14
TOTAL EXPENDITURES	\$4,310,478.55
Reserve for Uncollected Taxes...	\$241,090.85
GRAND TOTAL	\$4,551,569.40

REVENUES REALIZED IN 1967

Surplus revenue appropriated	\$300,000.00
Miscellaneous revenues realized	380,229.86
State aid revenues realized	60,342.00
Delinquent tax and lien collections	224,200.70
Current tax collections	3,432,321.09
Emergency borrowings
TOTAL REVENUES	\$4,397,093.65

CAPITAL OUTLAY (BY ORDINANCE) 1967

Beaches and boardwalks
Buildings and equipment	\$9,737.33
Parks and playgrounds
Sanitary sewers
Streets and roads	1,500.00
Water supply
Other purposes	199,721.24
TOTAL	\$210,958.57

TAXES

Local school taxes	\$2,266,707.48
County taxes	600,639.90
Special district taxes	175,868.76
Total	\$3,043,216.14
Local purpose taxes	540,301.40
Veteran and senior citizen tax	102,730.00
Total tax levy (for rate purposes)	\$3,686,247.54
Per Capita Total Tax Levy	
General tax rate	3.539
Adjusted business personalty tax rate
Adjusted general tax rate
Current Taxes	
1967 taxes levied (total)	\$3,646,070.24
Collected in 1967	3,432,321.09
Per cent of levy col- lected	94.13
Transferred to liens	21,325.23
Adjustments	6,957.10
Balance December 31, 1967	\$185,466.82
All Prior Years Taxes Outstanding	
Balance January 1, 1967	\$229,608.06
Collected in 1967	208,068.54
Adjustments	-18,079.95
Balance December 31, 1967	\$3,459.57
Tax Title Liens Outstanding	
Balance January 1, 1967	\$24,869.03
Redeemed by cash	16,132.16
Adjustments	+34,423.56
Balance December 31, 1967	\$43,160.43
Property Acquired by Deed or Foreclosure	
Balance January 1, 1967	\$158,687.66
Sale for cash	22,095.00
Adjustments	+4,955.00
Balance December 31, 1967	\$141,547.66

CAPITAL DEBT, DECEMBER 31, 1967

Authorized—Issued and Unissued		
	Gross Debt	Net Debt
School debt	\$5,143,547.00	\$1,155,515.00
Self-liquidating debt
Other capital debt	1,072,650.00	1,072,650.00
	<u>\$6,216,197.00</u>	<u>\$2,228,165.00</u>
Per Cent	6.23	2.23
Per Capita	\$376.06	\$134.80

Issued and Outstanding

School debt	\$3,364,210.00
Self-liquidating debt
Other capital debt	974,000.00
Total	\$4,338,210.00

Equalized Valuation Basis \$99,700,794.00

CURRENT FINANCES DECEMBER 31, 1967

Cash	\$523,220.06
Taxes receivable	188,926.39
Tax title liens	43,160.43
Foreclosed property	141,547.66
Other receivables	24,257.86
Emergencies and deferred charges ..	16,400.00
State road aid receivable	67,071.00
Total	\$1,004,583.40
Cash liabilities	\$362,188.01
Reserves for receivables	397,892.34
Surplus revenue	244,503.05
Total	\$1,004,583.40

OCEAN TOWNSHIP—OCEAN COUNTY

Population U. S. Census, 1960—921
Estimated Population, 1967—1,190

Land Area 19.97 sq. mi.

Net Valuation Taxable \$20,109,828
Equalized Valuation \$21,580,180

EXPENDITURES FOR 1967

General Government	
Administrative and executive	\$32,150.00
Assessment and collection of taxes	13,200.00
Financial administration	2,000.00
Public Safety	
Fire protection	7,000.00
Police protection	42,723.99
Other protection	3,300.00
Civil defense and disaster control	2,000.00
Streets and Roads	
Repairs and maintenance	22,957.78
Street lighting	8,500.00
Sanitation	
Street cleaning
Garbage and trash removal	19,050.00
Sanitary sewers
Health and Welfare	
Health services	7,136.01
Welfare—public assistance	3,875.00
Hospitals	150.00
Recreation	
Beaches and boardwalks	400.00
Parks and playgrounds
Other recreational services	2,000.00
Education (excl. school districts)	
Libraries
Other educational services
Statutory Expenditures	2,150.00
Unclassified Purposes	50.00
Total Municipal Functions	\$168,642.78
Per Capita—Municipal Functions	\$141.72
Capital Improvements	22,620.00
Debt Service	
Principal payments
Interest payments
Per Capita—Debt Service
Deferred Charges
Total Municipal Expenditures	\$191,262.78
Required Payments for Local School, County, and Special District Taxes	
.....	306,800.90
TOTAL EXPENDITURES	\$498,063.68
Reserve for Uncollected Taxes...	\$48,237.22
GRAND TOTAL	\$546,300.90

REVENUES REALIZED IN 1967

Surplus revenue appropriated	\$36,500.00
Miscellaneous revenues realized ..	65,768.02
State aid revenues realized	17,800.00
Delinquent tax and lien collections ..	37,548.42
Current tax collections	371,294.46
Emergency borrowings

TOTAL REVENUES

\$528,910.90

CAPITAL OUTLAY (BY ORDINANCE) 1967

Beaches and boardwalks
Buildings and equipment	\$3,065.00
Parks and playgrounds
Sanitary sewers
Streets and roads
Water supply
Other purposes
.....	\$3,065.00

TAXES

Local school taxes	\$192,645.00
County taxes	114,155.90
Special district taxes
.....	\$336,800.90
Local purpose taxes	95,300.00
Veteran and senior citizen tax ...	24,550.00
Total tax levy (for rate purposes) ..	\$426,650.90
Per Capita Total Tax Levy ...	
.....	\$358.53
General tax rate
Adjusted business personalty tax rate	3.03
Adjusted general tax rate	2.11
Current Taxes	
1967 taxes levied (total)	\$409,475.80
Collected in 1967	371,294.46
Per cent of levy collected	90.67
Transferred to liens
Adjustments
Balance December 31, 1967	\$38,181.34
All Prior Years Taxes Outstanding	
Balance January 1, 1967	\$39,041.36
Collected in 1967	36,886.60
Adjustments
Balance December 31, 1967	\$2,154.76
Tax Title Liens Outstanding	
Balance January 1, 1967	\$18,125.15
Redeemed by cash	661.82
Adjustments
Balance December 31, 1967	\$17,463.33
Property Acquired by Deed or Foreclosure	
Balance January 1, 1967	\$7,590.00
Sale for cash	1,500.00
Adjustments	+1,500.00
Balance December 31, 1967	\$7,590.00

CAPITAL DEBT, DECEMBER 31, 1967

Authorized—Issued and Unissued

	Gross Debt	Net Debt
School debt	\$10,000.00
Self-liquidating debt
Other capital debt
.....	\$10,000.00
Per Cent	0.05
Per Capita	\$8.40

Issued and Outstanding

School debt	\$10,000.00
Self-liquidating debt
Other capital debt
.....	\$10,000.00

Equalized Valuation Basis \$19,278,038.00

CURRENT FINANCES DECEMBER 31, 1967

Cash	\$171,910.21
Taxes receivable	40,336.10
Tax title liens	17,463.33
Foreclosed property	7,590.00
Other receivables	681.89
Emergencies and deferred charges
State road aid receivable	14,508.00
.....	\$252,489.53
Cash liabilities	\$144,304.60
Reserves for receivables	66,071.32
Surplus revenue	42,113.61
.....	\$252,489.53

OCEAN CITY—CITY—CAPE MAY COUNTY

Population U. S. Census, 1960—7,618
Estimated Population, 1967—7,860

Land Area 5.60 sq. mi.

Net Valuation Taxable \$170,669,031
Equalized Valuation \$192,763,400

EXPENDITURES FOR 1967

General Government

Administrative and executive	\$512,928.07
Assessment and collection of taxes	107,237.41
Financial administration	34,407.65

Public Safety

Fire protection	381,434.27
Police protection	332,276.81
Other protection	19,417.85
Civil defense and disaster control	8,779.70

Streets and Roads

Repairs and maintenance	408,839.15
Street lighting	79,000.00

Sanitation

Street cleaning
Garbage and trash removal	177,161.22
Sanitary sewers

Health and Welfare

Health services	28,969.18
Welfare—public assistance	500.00
Hospitals	2,000.00

Recreation

Beaches and boardwalks	201,005.53
Parks and playgrounds	17,536.20
Other recreational services	125,505.25

Education (excl. school districts)

Libraries	62,100.00
Other educational services	6,620.38

Statutory Expenditures

.....	222,234.04
-------	------------

Unclassified Purposes

.....	2,000.00
Total Municipal Functions	\$2,789,952.71

Per Capita—Municipal Functions

.....	\$354.96
-------	----------

Capital Improvements

.....	90,200.00
-------	-----------

Debt Service

.....	*378,054.50
Principal payments	\$218,500.00
Interest payments	159,554.50

Per Capita—Debt Service

.....	\$48.10
-------	---------

Deferred Charges

.....	19,917.40
Total Municipal Expenditures	\$3,278,124.61

Required Payments for Local

School, County, and Special District Taxes	1,695,281.53
--	--------------

TOTAL EXPENDITURES

.....	\$4,973,406.14
-------	----------------

Reserve for Uncollected Taxes...

.....	\$261,723.56
GRAND TOTAL	\$5,235,129.70

REVENUES REALIZED IN 1967

Surplus revenue appropriated	\$220,000.00
Miscellaneous revenues realized ..	589,504.14
State aid revenues realized	67,134.00
Delinquent tax and lien collections ..	140,419.81
Current tax collections	3,900,780.34
Emergency borrowings

TOTAL REVENUES

.....	\$4,917,838.29
-------	----------------

CAPITAL OUTLAY (BY ORDINANCE) 1967

Beaches and boardwalks
Buildings and equipment	\$2,430.00
Parks and playgrounds
Sanitary sewers	2,550.00
Streets and roads
Water supply
Other purposes	170,916.53
.....	\$175,896.53

TAXES

Local school taxes	\$1,010,925.00
County taxes	874,881.53
Special district taxes

Local purpose taxes	\$1,885,806.53
Veteran and senior citizen tax ...	2,175,591.30
.....	83,970.00

Total tax levy (for rate purposes) ..	\$4,145,367.83
---------------------------------------	----------------

Per Capita Total Tax Levy ...

.....	\$527.40
General tax rate
Adjusted business personalty tax rate	3.50
Adjusted general tax rate	2.40

Current Taxes

1967 taxes levied (total)	\$4,196,455.44
Collected in 1967	3,900,780.34
Per cent of levy collected	92.95
Transferred to liens	1,833.20
Adjustments	69,794.39
Balance December 31, 1967	\$224,047.51

All Prior Years Taxes Outstanding

Balance January 1, 1967	\$222,846.03
Collected in 1967	139,172.69
Adjustments
Balance December 31, 1967	\$83,673.34

Tax Title Liens Outstanding

Balance January 1, 1967	\$6,995.20
Redeemed by cash	1,247.12
Adjustments	+1,833.20
Balance December 31, 1967	\$7,581.28

Property Acquired by Deed or Foreclosure

Balance January 1, 1967	\$73,890.50
Sale for cash	7,850.00
Adjustments	+6,020.00
Balance December 31, 1967	\$72,060.50

CAPITAL DEBT, DECEMBER 31, 1967

Authorized—Issued and Unissued

	Gross Debt	Net Debt
School debt	\$2,430,000.00
Self-liquidating debt ..	1,821,000.00
Other capital debt ..	2,487,675.00	\$2,130,629.00
.....	\$6,738,675.00	\$2,130,629.00
Per Cent	3.80	1.20
Per Capita	\$857.34	\$271.07

Issued and Outstanding

School debt	\$2,430,000.00
Self-liquidating debt	1,521,000.00
Other capital debt	2,202,525.00
.....	\$6,153,525.00

Equalized Valuation Basis \$177,211,011.00

CURRENT FINANCES DECEMBER 31, 1967

Cash	\$911,689.31
Taxes receivable	307,720.85
Tax title liens	7,581.28
Foreclosed property	72,060.50
Other receivables
Emergencies and deferred charges ..	292,950.94
State road aid receivable	135,947.63
.....	\$1,727,950.51
Cash liabilities	\$1,071,653.58
Reserves for receivables	387,362.63
Surplus revenue	268,934.30
.....	\$1,727,950.51

* Includes \$190,525.00 Chapter VI School Debt Service.

OCEAN GATE BOROUGH—OCEAN COUNTY

Population U. S. Census, 1960—706
Estimated Population, 1967—790

Land Area 0.50 sq. mi.

Net Valuation Taxable \$7,301,024
Equalized Valuation \$8,502,938

EXPENDITURES FOR 1967

General Government

Administrative and executive	\$25,469.00
Assessment and collection of taxes	8,851.00
Financial administration	2,600.00

Public Safety

Fire protection	3,500.00
Police protection	13,950.00
Other protection	1,300.00
Civil defense and disaster control

Streets and Roads

Repairs and maintenance	8,300.00
Street lighting	3,450.00

Sanitation

Street cleaning
Garbage and trash removal	10,925.00
Sanitary sewers

Health and Welfare

Health services	1,665.00
Welfare—public assistance
Hospitals	500.00

Recreation

Beaches and boardwalks	11,435.00
Parks and playgrounds
Other recreational services	2,160.00

Education (excl. school districts)

Libraries
Other educational services

Statutory Expenditures

.....	6,280.00
-------	----------

Unclassified Purposes

.....	100.00
-------	--------

Total Municipal Functions \$100,485.00

Per Capita—Municipal Functions \$127.20

Capital Improvements

.....	1,000.00
-------	----------

Debt Service

Principal payments	\$3,000.00
Interest payments	290.00

Per Capita—Debt Service \$4.16

Deferred Charges

.....	200.00
-------	--------

Total Municipal Expenditures \$104,975.00

Required Payments for Local

School, County, and Special
-----------------------------	-------

District Taxes	176,105.83
----------------------	------------

TOTAL EXPENDITURES \$281,080.83

Reserve for Uncollected Taxes..

.....	\$18,946.00
-------	-------------

GRAND TOTAL \$300,026.83

REVENUES REALIZED IN 1967

Surplus revenue appropriated	\$6,000.00
Miscellaneous revenues realized ..	44,169.34
State aid revenues realized	5,396.00
Delinquent tax and lien collections ..	11,914.50
Current tax collections	228,167.01
Emergency borrowings
TOTAL REVENUES	\$295,646.85

CAPITAL OUTLAY (BY ORDINANCE) 1967

Beaches and boardwalks
Buildings and equipment
Parks and playgrounds
Sanitary sewers
Streets and roads
Water supply
Other purposes

TAXES

Local school taxes	\$131,131.72
County taxes	44,974.11
Special district taxes

Local purpose taxes	\$176,105.83
Veteran and senior citizen tax	68,875.00
.....	10,960.00

Total tax levy (for rate purposes) \$255,940.83

Per Capita Total Tax Levy ... \$323.98

General tax rate
Adjusted business personalty tax rate	4.39
Adjusted general tax rate	3.50

Current Taxes

1967 taxes levied (total)	\$ 245,275.43
Collected in 1967	228,167.01
Per cent of levy collected	93.02
Transferred to liens
Adjustments
Balance December 31, 1967	\$17,108.42

All Prior Years Taxes Outstanding

Balance January 1, 1967	\$10,552.90
Collected in 1967	10,197.06
Adjustments
Balance December 31, 1967	\$355.84

Tax Title Liens Outstanding

Balance January 1, 1967	\$8,427.98
Redeemed by cash	1,717.44
Adjustments
Balance December 31, 1967	\$6,709.64

Property Acquired by Deed or Foreclosure

Balance January 1, 1967	\$16,450.00
Sale for cash	6,950.00
Adjustments	+6,250.00
Balance December 31, 1967	\$15,750.00

CAPITAL DEBT, DECEMBER 31, 1967

Authorized—Issued and Unissued

	Gross Debt	Net Debt
School debt	\$349,136.00	\$48,524.00
Self-liquidating debt
Other capital debt
	<u>\$349,136.00</u>	<u>\$48,524.00</u>

Per Cent	4.28	0.59
Per Capita	\$441.94	\$61.42

Issued and Outstanding

School debt	\$99,136.00
Self-liquidating debt
Other capital debt
	<u>\$99,136.00</u>

Equalized Valuation Basis \$8,149,067.00

CURRENT FINANCES DECEMBER 31, 1967

Cash	\$50,636.00
Taxes receivable	17,464.26
Tax title liens	6,709.64
Foreclosed property	15,750.00
Other receivables
Emergencies and deferred charges
State road aid receivable
	<u>\$90,559.90</u>
Cash liabilities	\$34,063.64
Reserves for receivables	39,923.90
Surplus revenue	16,572.36
	<u>\$90,559.90</u>

OCEANPORT BOROUGH—MONMOUTH COUNTY

Population U. S. Census, 1960—4,937
Estimated Population, 1967—7,210

Land Area 3.10 sq. mi.

Net Valuation Taxable \$31,393,224
Equalized Valuation \$34,486,120

EXPENDITURES FOR 1967

General Government	
Administrative and executive	\$65,480.00
Assessment and collection of taxes	20,520.00
Financial administration	3,700.00
Public Safety	
Fire protection	12,300.00
Police protection	81,865.00
Other protection	1,750.00
Civil defense and disaster control	500.00
Streets and Roads	
Repairs and maintenance	37,700.00
Street lighting	11,000.00
Sanitation	
Street cleaning
Garbage and trash removal	27,500.00
Sanitary sewers
Health and Welfare	
Health services	9,488.00
Welfare—public assistance	1,000.00
Hospitals
Recreation	
Beaches and boardwalks
Parks and playgrounds	7,325.00
Other recreational services
Education (excl. school districts)	
Libraries	4,100.00
Other educational services
Statutory Expenditures	14,800.00
Unclassified Purposes	100.00
Total Municipal Functions	\$299,128.00
Per Capita—Municipal Functions	\$41.49
Capital Improvements	38,200.00
Debt Service	17,310.00
Principal payments .. \$10,000.00	
Interest payments .. 7,310.00	
Per Capita—Debt Service	\$2.40
Deferred Charges	2,071.78
Total Municipal Expenditures	\$356,709.78
Required Payments for Local School, County, and Special District Taxes	
	968,719.62
TOTAL EXPENDITURES	\$1,325,429.40
Reserve for Uncollected Taxes...	\$92,790.22
GRAND TOTAL	\$1,418,219.62

REVENUES REALIZED IN 1967

Surplus revenue appropriated	\$144,600.00
Miscellaneous revenues realized ..	129,269.99
State aid revenues realized	18,616.00
Delinquent tax and lien collections ..	40,287.48
Current tax collections	1,138,497.29
Emergency borrowings
TOTAL REVENUES	\$1,471,270.76

CAPITAL OUTLAY (BY ORDINANCE) 1967

Beaches and boardwalks
Buildings and equipment	\$2,013.26
Parks and playgrounds
Sanitary sewers
Streets and roads
Water supply
Other purposes
	\$2,013.26

TAXES

Local school taxes	\$770,802.55
County taxes	197,917.07
Special district taxes
	\$968,719.62
Local purpose taxes	191,000.00
Veteran and senior citizen tax ...	27,010.00
Total tax levy (for rate purposes)	\$1,186,729.62
Per Capita Total Tax Levy	
General tax rate
Adjusted business personalty tax rate	7.164
Adjusted general tax rate	3.719
Current Taxes	
1967 taxes levied (total)	\$1,182,938.17
Collected in 1967	1,138,497.29
Per cent of levy col- lected	96.24
Transferred to liens	598.92
Adjustments	985.02
Balance December 31, 1967	\$42,856.94
All Prior Years Taxes Outstanding	
Balance January 1, 1967	\$50,928.85
Collected in 1967	39,047.93
Adjustments	—75.43
Balance December 31, 1967	\$11,805.49
Tax Title Liens Outstanding	
Balance January 1, 1967	\$5,614.86
Redeemed by cash	1,239.55
Adjustments	+614.93
Balance December 31, 1967	\$4,990.24
Property Acquired by Deed or Foreclosure	
Balance January 1, 1967	\$29,720.00
Sale for cash	5,400.00
Adjustments	+4,700.00
Balance December 31, 1967	\$29,020.00

CAPITAL DEBT, DECEMBER 31, 1967

Authorized—Issued and Unissued

	Gross Debt	Net Debt
School debt	\$1,879,599.00	\$216,500.00
Self-liquidating debt
Other capital debt	222,000.00	222,000.00
	\$2,101,599.00	\$438,500.00
Per Cent	6.01	1.25
Per Capita	\$291.48	\$60.82

Issued and Outstanding

School debt	\$1,879,599.00
Self-liquidating debt
Other capital debt	205,000.00
	\$2,084,599.00

Equalized Valuation Basis \$34,949,999.00

CURRENT FINANCES DECEMBER 31, 1967	
Cash	\$438,773.51
Taxes receivable	54,662.43
Tax title liens	4,990.24
Foreclosed property	29,020.00
Other receivables	771.12
Emergencies and deferred charges
State road aid receivable	38,898.75
	\$567,116.05
Cash liabilities	\$214,641.32
Reserves for receivables	89,443.79
Surplus revenue	263,030.94
	\$567,116.05

OGDENSBURG BOROUGH—SUSSEX COUNTY

Population U. S. Census, 1960—1,212
Estimated Population, 1967—2,190

Land Area 2.10 sq. mi.

Net Valuation Taxable \$17,163,245
Equalized Valuation \$19,778,898

EXPENDITURES FOR 1967

General Government	
Administrative and executive	\$32,280.88
Assessment and collection of taxes	3,020.85
Financial administration	4,926.24
Public Safety	
Fire protection	7,014.09
Police protection	20,903.63
Other protection	1,000.00
Civil defense and disaster control	407.76
Streets and Roads	
Repairs and maintenance	31,854.13
Street lighting	4,500.00
Sanitation	
Street cleaning
Garbage and trash removal	6,406.31
Sanitary sewers
Health and Welfare	
Health services	1,317.50
Welfare—public assistance	350.00
Hospitals
Recreation	
Beaches and boardwalks
Parks and playgrounds	4,268.61
Other recreational services
Education (excl. school districts)	
Libraries
Other educational services
Statutory Expenditures	5,300.00
Unclassified Purposes
Total Municipal Functions	\$123,550.00
Per Capita—Municipal Functions	\$56.42
Capital Improvements	17,200.00
Debt Service	7,500.00
Principal payments
Interest payments	\$7,500.00
Per Capita—Debt Service	\$3.42
Deferred Charges	95,615.66
Total Municipal Expenditures	\$243,865.66
Required Payments for Local School, County, and Special District Taxes	431,912.01
TOTAL EXPENDITURES	\$675,777.67
Reserve for Uncollected Taxes...	\$280,245.79
GRAND TOTAL	\$956,023.46

REVENUES REALIZED IN 1967

Surplus revenue appropriated	\$50,000.00
Miscellaneous revenues realized	19,246.99
State aid revenues realized	16,786.00
Delinquent tax and lien collections	20,721.02
Current tax collections	475,979.31
Emergency borrowings
TOTAL REVENUES	\$582,733.32

CAPITAL OUTLAY (BY ORDINANCE) 1967

Beaches and boardwalks
Buildings and equipment
Parks and playgrounds
Sanitary sewers
Streets and roads
Water supply
Other purposes

TAXES

Local school taxes	\$308,105.00
County taxes	123,807.01
Special district taxes
.....	\$431,912.01
Local purpose taxes	385,713.97
Veteran and senior citizen tax	11,190.00
Total tax levy (for rate purposes)	\$828,815.98
Per Capita Total Tax Levy ...	
General tax rate	4.828
Adjusted business personalty tax rate
Adjusted general tax rate
Current Taxes	
1967 taxes levied (total)	\$818,056.89
Collected in 1967	475,979.31
Per cent of levy collected	58.18
Transferred to liens	796.62
Adjustments	1,572.62
Balance December 31, 1967	\$339,708.34
All Prior Years Taxes Outstanding	
Balance January 1, 1967	\$453,662.27
Collected in 1967	20,721.02
Adjustments	—1,388.39
Balance December 31, 1967	\$431,552.86
Tax Title Liens Outstanding	
Balance January 1, 1967
Redeemed by cash
Adjustments	+\$1,975.29
Balance December 31, 1967	\$1,975.29
Property Acquired by Deed or Foreclosure	
Balance January 1, 1967	\$100.00
Sale for cash
Adjustments
Balance December 31, 1967	\$100.00

CAPITAL DEBT, DECEMBER 31, 1967

Authorized—Issued and Unissued

	Gross Debt	Net Debt
School debt	\$675,000.00
Self-liquidating debt	28,000.00
Other capital debt
	\$703,000.00
Per Cent	2.83
Per Capita	\$321.00

Issued and Outstanding

School debt	\$675,000.00
Self-liquidating debt	18,000.00
Other capital debt
	\$693,000.00

Equalized Valuation Basis \$24,777,479.00

CURRENT FINANCES DECEMBER 31, 1967

Cash	\$45,217.29
Taxes receivable	771,261.20
Tax title liens	1,975.29
Foreclosed property	100.00
Other receivables	27,773.59
Emergencies and deferred charges	101,650.85
State road aid receivable	24,625.31
	\$972,603.53
Cash liabilities	\$169,551.40
Reserves for receivables	801,110.08
Surplus revenue	1,942.05
	\$972,603.53

OLDMANS TOWNSHIP—SALEM COUNTY

Population U. S. Census, 1960—2,913
Estimated Population, 1967—2,250

Land Area 19.40 sq. ml.

Net Valuation Taxable \$2,421,867
Equalized Valuation \$10,239,319

EXPENDITURES FOR 1967

General Government	
Administrative and executive	\$14,249.00
Assessment and collection of taxes	3,350.00
Financial administration	3,600.00
Public Safety	
Fire protection	4,975.00
Police protection	4,410.00
Other protection	300.00
Civil defense and disaster control	50.00
Streets and Roads	
Repairs and maintenance	11,890.00
Street lighting	6,800.00
Sanitation	
Street cleaning
Garbage and trash removal	4,500.00
Sanitary sewers
Health and Welfare	
Health services	900.00
Welfare—public assistance	1,650.00
Hospitals	600.00
Recreation	
Beaches and boardwalks
Parks and playgrounds	300.00
Other recreational services
Education (excl. school districts)	
Libraries
Other educational services	250.00
Statutory Expenditures	1,101.00
Unclassified Purposes	300.00
Total Municipal Functions	<u>\$59,225.00</u>
Per Capita—Municipal Functions	<u>\$26.32</u>
Capital Improvements	12,000.00
Debt Service	
Principal payments
Interest payments
Per Capita—Debt Service
Deferred Charges	1,192.15
Total Municipal Expenditures	<u>\$72,417.15</u>
Required Payments for Local School, County, and Special District Taxes	
	278,675.52
TOTAL EXPENDITURES	<u>\$351,092.67</u>
Reserve for Uncollected Taxes...	\$33,970.05
GRAND TOTAL	<u>\$385,062.72</u>

REVENUES REALIZED IN 1967

Surplus revenue appropriated	\$9,192.15
Miscellaneous revenues realized ..	47,369.14
State aid revenues realized	11,851.00
Delinquent tax and lien collections ..	28,230.59
Current tax collections	268,961.09
Emergency borrowings
TOTAL REVENUES	<u>\$365,603.97</u>

CAPITAL OUTLAY (BY ORDINANCE) 1967

Beaches and boardwalks
Buildings and equipment
Parks and playgrounds
Sanitary sewers
Streets and roads
Water supply
Other purposes

TAXES

Local school taxes	\$210,140.00
County taxes	68,535.52
Special district taxes
	<u>\$278,675.52</u>
Local purpose taxes	21,611.05
Veteran and senior citizen tax ...	10,350.00
Total tax levy (for rate purposes)	<u>\$310,636.57</u>
Per Capita Total Tax Levy ...	
General tax rate	12.77
Adjusted business personalty tax rate
Adjusted general tax rate
Current Taxes	
1967 taxes levied (total)	\$300,286.57
Collected in 1967	268,961.09
Per cent of levy collected	89.56
Transferred to liens
Adjustments
Balance December 31, 1967	<u>\$31,325.48</u>
All Prior Years Taxes Outstanding	
Balance January 1, 1967	\$29,466.07
Collected in 1967	28,094.62
Adjustments
Balance December 31, 1967	<u>\$1,371.45</u>
Tax Title Liens Outstanding	
Balance January 1, 1967	\$1,704.32
Redeemed by cash	135.97
Adjustments
Balance December 31, 1967	<u>\$1,568.35</u>
Property Acquired by Deed or Foreclosure	
Balance January 1, 1967	\$120.00
Sale for cash
Adjustments
Balance December 31, 1967	<u>\$120.00</u>

CAPITAL DEBT, DECEMBER 31, 1967

Authorized—Issued and Unissued

	Gross Debt	Net Debt
School debt	\$44,000.00
Self-liquidating debt
Other capital debt	20,000.00	\$20,000.00
	<u>\$64,000.00</u>	<u>\$20,000.00</u>
Per Cent	0.55	0.17
Per Capita	<u>\$28.44</u>	<u>\$8.89</u>

Issued and Outstanding

School debt	\$44,000.00
Self-liquidating debt	20,000.00
Other capital debt
	<u>\$64,000.00</u>

Equalized Valuation Basis \$11,489,050.00

CURRENT FINANCES DECEMBER 31, 1967

Cash	\$63,148.25
Taxes receivable	32,696.93
Tax title liens	1,568.35
Foreclosed property	120.00
Other receivables	474.66
Emergencies and deferred charges ..	726.29
State road aid receivable	10,092.00
	<u>\$108,826.48</u>
Cash liabilities	\$15,564.71
Reserves for receivables	34,859.94
Surplus revenue	58,401.83
	<u>\$108,826.48</u>

OLD TAPPAN BOROUGH—BERGEN COUNTY

Population U. S. Census, 1960—2,330
Estimated Population, 1967—3,250

Land Area 3.90 sq. mi.

Net Valuation Taxable \$26,523,659
Equalized Valuation \$29,314,182

EXPENDITURES FOR 1967

General Government

Administrative and executive \$33,010.19
Assessment and collection of taxes 7,960.00
Financial administration 1,900.00

Public Safety

Fire protection 21,450.00
Police protection 71,510.00
Other protection 3,400.00
Civil defense and disaster control 1,070.00

Streets and Roads

Repairs and maintenance 33,375.00
Street lighting 2,100.00

Sanitation

Street cleaning
Garbage and trash removal
Sanitary sewers
.....

Health and Welfare

Health services 6,500.00
Welfare—public assistance 200.00
Hospitals 200.00

Recreation

Beaches and boardwalks
Parks and playgrounds 4,675.00
Other recreational services
.....

Education (excl. school districts)

Libraries 6,700.00
Other educational services 250.00

Statutory Expenditures

..... 6,394.81

Unclassified Purposes

..... 1,000.00

Total Municipal Functions \$201,695.00

Per Capita—Municipal Functions

..... \$62.06

Capital Improvements

..... 70,122.00

Debt Service

Principal payments
Interest payments

Per Capita—Debt Service

..... 3,004.14

Deferred Charges

..... 3,004.14

Total Municipal Expenditures \$274,821.14

Required Payments for Local

School, County, and Special

District Taxes 742,245.37

TOTAL EXPENDITURES \$1,017,066.51

Reserve for Uncollected Taxes..

..... \$33,366.86

GRAND TOTAL \$1,050,433.37

REVENUES REALIZED IN 1967

Surplus revenue appropriated ... \$140,500.00
Miscellaneous revenues realized .. 197,292.07
State aid revenues realized 9,988.00

Delinquent tax and lien collections 31,032.51

Current tax collections 742,364.98

Emergency borrowings
.....

TOTAL REVENUES \$1,121,177.56

CAPITAL OUTLAY (BY ORDINANCE) 1967

Beaches and boardwalks
Buildings and equipment \$14,195.38
Parks and playgrounds
Sanitary sewers
Streets and roads
Water supply
Other purposes 413,105.47

\$427,300.85

TAXES

Local school taxes \$643,323.19
County taxes 98,922.18
Special district taxes
.....

\$742,245.37

Local purpose taxes
Veteran and senior citizen tax ... 20,390.00

Total tax levy (for rate purposes) \$762,635.37

Per Capita Total Tax Levy ... \$234.66

General tax rate
Adjusted business personalty tax

rate 9.90

Adjusted general tax rate 2.82

Current Taxes

1967 taxes levied (total) \$762,516.94

Collected in 1967 742,364.98

Per cent of levy col-

lected 97.35

Transferred to liens
Adjustments
Balance December 31, 1967 \$20,151.96

All Prior Years Taxes Outstanding

Balance January 1, 1967 \$33,696.07

Collected in 1967 31,032.51

Adjustments
Balance December 31, 1967 \$2,663.56

Tax Title Liens Outstanding

Balance January 1, 1967 \$1,834.84

Redeemed by cash
Adjustments
Balance December 31, 1967 \$1,834.84

Property Acquired by Deed or

Foreclosure

Balance January 1, 1967 \$205,325.00

Sale for cash 1,125.00

Adjustments
Balance December 31, 1967 \$204,200.00

CAPITAL DEBT, DECEMBER 31, 1967

Authorized—Issued and Unissued

Gross Debt Net Debt

School debt \$1,690,561.00 \$155,399.00

Self-liquidating debt
Other capital debt 570,000.00 570,000.00

\$2,260,561.00 \$725,399.00

Per Cent 7.92 2.54

Per Capita \$695.56 \$223.20

Issued and Outstanding

School debt \$879,553.00

Self-liquidating debt
Other capital debt 335,000.00

\$1,214,553.00

Equalized Valuation Basis \$28,520,026.00

CURRENT FINANCES DECEMBER 31, 1967

Cash \$241,375.20

Taxes receivable 22,815.52

Tax title liens 1,834.84

Foreclosed property 204,200.00

Other receivables 16,267.33

Emergencies and deferred charges .. 2,760.52

State road aid receivable 6,208.00

\$495,461.41

Cash liabilities \$85,630.28

Reserves for receivables 245,117.69

Surplus revenue 164,713.44

\$495,461.41

ORADELL BOROUGH—BERGEN COUNTY

Population U. S. Census, 1960—7,487
Estimated Population, 1967—8,540

Land Area 2.55 sq. mi.

Net Valuation Taxable \$81,283,959
Equalized Valuation \$92,412,197

EXPENDITURES FOR 1967

General Government

Administrative and executive	\$103,405.53
Assessment and collection of taxes ..	26,899.00
Financial administration	5,680.00

Public Safety

Fire protection	39,300.00
Police protection	192,666.80
Other protection	3,100.00
Civil defense and disaster control ..	2,800.00

Streets and Roads

Repairs and maintenance	110,450.00
Street lighting	19,000.00

Sanitation

Street cleaning	52,140.00
Garbage and trash removal	52,140.00
Sanitary sewers	53,727.35

Health and Welfare

Health services	18,080.00
Welfare—public assistance	2,000.00
Hospitals

Recreation

Beaches and boardwalks
Parks and playgrounds	1,300.00
Other recreational services	14,400.00

Education (excl. school districts)

Libraries	45,300.00
Other educational services	5,400.00

Statutory Expenditures

40,221.25

Unclassified Purposes

1,000.00

Total Municipal Functions \$736,869.93

Per Capita—Municipal Functions \$86.28

Capital Improvements

130,537.84

Debt Service

Principal payments
Interest payments

Per Capita—Debt Service

2,068.50

Deferred Charges

2,068.50

Total Municipal Expenditures \$869,476.27

Required Payments for Local

School, County, and Special
District Taxes	1,749,423.38

TOTAL EXPENDITURES \$2,618,899.65

Reserve for Uncollected Taxes..

\$85,701.91

GRAND TOTAL \$2,704,601.56

REVENUES REALIZED IN 1967

Surplus revenue appropriated	\$200,000.00
Miscellaneous revenues realized	416,468.98
State aid revenues realized	29,106.00
Delinquent tax and lien collections ..	34,327.78
Current tax collections	2,080,627.73
Emergency borrowings

TOTAL REVENUES \$2,760,530.49

CAPITAL OUTLAY (BY ORDINANCE) 1967

Beaches and boardwalks
Buildings and equipment	\$33,978.80
Parks and playgrounds
Sanitary sewers
Streets and roads	16,373.31
Water supply
Other purposes
	\$50,352.11

TAXES

Local school taxes	\$1,438,135.62
County taxes	311,287.76
Special district taxes
	\$1,749,423.38
Local purpose taxes	358,582.46
Veteran and senior citizen tax ...	56,230.00
Total tax levy (for rate purposes)	\$2,164,235.84

Per Capita Total Tax Levy ... \$253.42

General tax rate
Adjusted business personality tax rate	4.73
Adjusted general tax rate	2.64

Current Taxes

1967 taxes levied (total)	\$2,116,173.63
Collected in 1967	2,080,627.73
Per cent of levy col-lected	98.32
Transferred to liens	704.88
Adjustments	11,574.64
Balance December 31, 1967	\$23,266.38

All Prior Years Taxes Outstanding

Balance January 1, 1967	\$36,321.32
Collected in 1967	34,184.42
Adjustments	—1,021.91
Balance December 31, 1967	\$1,114.99

Tax Title Liens Outstanding

Balance January 1, 1967	\$5,351.13
Redeemed by cash	143.36
Adjustments	+704.88
Balance December 31, 1967	\$5,912.65

Property Acquired by Deed or

Foreclosure
Balance January 1, 1967	\$45,837.00
Sale for cash
Adjustments
Balance December 31, 1967	\$45,837.00

CAPITAL DEBT, DECEMBER 31, 1967

Authorized—Issued and Unissued

	Gross Debt	Net Debt
School debt	\$1,992,448.00
Self-liquidating debt
Other capital debt	31,435.00	\$31,435.00
	\$2,023,883.00	\$31,435.00
Per Cent	2.27	0.03
Per Capita	\$236.99	\$3.68

Issued and Outstanding

School debt	\$1,992,448.00
Self-liquidating debt
Other capital debt
	\$1,992,448.00

Equalized Valuation Basis \$88,809,636.00

CURRENT FINANCES DECEMBER 31, 1967

Cash	\$820,256.43
Taxes receivable	24,381.37
Tax title liens	5,912.65
Foreclosed property	45,837.00
Other receivables	1,000.00
Emergencies and deferred charges ..	4,509.27
State road aid receivable	24,228.00
	\$926,124.72
Cash liabilities	\$471,799.06
Reserves for receivables	77,131.02
Surplus revenue	377,194.64
	\$926,124.72

ORANGE CITY—ESSEX COUNTY

Population U. S. Census, 1960—35,789
Estimated Population, 1967—34,630

Land Area 2.20 sq. mi.

Net Valuation Taxable \$133,341,200
Equalized Valuation \$147,313,884

EXPENDITURES FOR 1967

General Government

Administrative and executive	\$489,764.10
Assessment and collection of taxes	65,619.12
Financial administration	64,467.12

Public Safety

Fire protection	837,539.75
Police protection	872,849.17
Other protection	36,940.70
Civil defense and disaster control	3,429.00

Streets and Roads

Repairs and maintenance	319,847.00
Street lighting	91,500.00

Sanitation

Street cleaning	53,603.39
Garbage and trash removal	189,990.00
Sanitary sewers	128,252.99

Health and Welfare

Health services	225,231.60
Welfare—public assistance	148,953.59
Hospitals

Recreation

Benches and boardwalks	53,603.39
Parks and playgrounds	85,436.03
Other recreational services

Education (excl. school districts)

Libraries	140,091.86
Other educational services

Statutory Expenditures

.....	402,776.16
-------	------------

Unclassified Purposes

.....	10,460.17
-------	-----------

Total Municipal Functions \$4,166,751.96

Per Capita—Municipal Functions

.....	\$120.32
-------	----------

Capital Improvements

.....	96,191.11
-------	-----------

Debt Service

Principal payments .. \$159,000.00	*242,309.50
Interest payments ..	83,309.50

Per Capita—Debt Service

.....	\$7.00
-------	--------

Deferred Charges

.....	21,076.50
-------	-----------

Total Municipal Expenditures \$4,526,329.07

Required Payments for Local

School, County, and Special District Taxes	4,209,384.65
--	--------------

TOTAL EXPENDITURES \$8,735,713.72

Reserve for Uncollected Taxes..

.....	\$544,058.52
-------	--------------

GRAND TOTAL \$9,279,772.24

REVENUES REALIZED IN 1967

Surplus revenue appropriated	\$340,000.00
Miscellaneous revenues realized ..	798,247.61
State aid revenues realized	147,351.94
Delinquent tax and lien collections ..	314,776.97
Current tax collections	7,535,967.01
Emergency borrowings

TOTAL REVENUES \$9,136,343.53

CAPITAL OUTLAY (BY ORDINANCE) 1967

Beaches and boardwalks
Buildings and equipment	**\$154,389.40
Parks and playgrounds
Sanitary sewers
Streets and roads	97,797.90
Water supply	35,216.46
Other purposes
.....	\$287,403.76

TAXES

Local school taxes	\$2,831,760.00
County taxes	1,498,104.65
Special district taxes

Local purpose taxes	\$4,329,864.65
Veteran and senior citizen tax ...	3,530,503.19
.....	79,870.00

Total tax levy (for rate purposes) \$7,940,237.84

Per Capita Total Tax Levy ...

\$229.29

General tax rate
Adjusted business personalty tax rate	9.21
Adjusted general tax rate	5.76

Current Taxes

1967 taxes levied (total)	7,926,899.98
Collected in 1967	7,535,967.01
Per cent of levy collected	95.06
Transferred to liens	34,794.19
Adjustments	44,449.80
Balance December 31, 1967	\$311,688.98

All Prior Years Taxes Outstanding

Balance January 1, 1967	\$1,087,471.50
Collected in 1967	281,506.67
Adjustments	—26,866.27
Balance December 31, 1967	\$779,098.56

Tax Title Liens Outstanding

Balance January 1, 1967	\$90,042.05
Redeemed by cash	33,270.30
Adjustments	+35,738.87
Balance December 31, 1967	\$92,510.62

Property Acquired by Deed or Foreclosure

Balance January 1, 1967	\$18,100.00
Sale for cash	2,400.00
Adjustments	+7,200.00
Balance December 31, 1967	\$22,900.00

CAPITAL DEBT, DECEMBER 31, 1967

Authorized—Issued and Unissued

	Gross Debt	Net Debt
School debt	\$925,500.00
Self-liquidating debt ..	1,125,000.00
Other capital debt	1,861,600.00	\$1,861,600.00
.....	\$3,912,100.00	\$1,861,600.00

Per Cent	2.83	1.34
Per Capita	\$112.97	\$53.76

Issued and Outstanding

School debt	\$925,500.00
Self-liquidating debt	1,125,000.00
Other capital debt	1,728,000.00
.....	\$3,778,500.00

Equalized Valuation Basis \$138,007,807.00

CURRENT FINANCES DECEMBER 31, 1967

Cash	\$775,666.92
Taxes receivable	1,090,787.54
Tax title liens	92,510.62
Foreclosed property	22,900.00
Other receivables	26,557.28
Emergencies and deferred charges ..	91,122.34
State road aid receivable	111,199.91
.....	\$2,210,744.61
Cash liabilities	\$390,559.75
Reserves for receivables	1,232,755.44
Surplus revenue	587,429.42
.....	\$2,210,744.61

* Includes \$120,480.00 Chapter VI School Debt Service.

** Includes \$65,000.00 Chapter VI School Capital Outlay.

OXFORD TOWNSHIP—WARREN COUNTY

Population U. S. Census, 1960—1,657
Estimated Population, 1967—1,730

Land Area 5.70 sq. mi.

Net Valuation Taxable \$5,057,505
Equalized Valuation \$7,211,972

EXPENDITURES FOR 1967

General Government

Administrative and executive	\$8,300.00
Assessment and collection of taxes ..	2,635.00
Financial administration	1,460.00

Public Safety

Fire protection	2,000.00
Police protection	8,000.00
Other protection
Civil defense and disaster control ..	50.00

Streets and Roads

Repairs and maintenance	10,265.00
Street lighting	5,500.00

Sanitation

Street cleaning
Garbage and trash removal	4,700.00
Sanitary sewers

Health and Welfare

Health services	2,170.00
Welfare—public assistance	365.00
Hospitals

Recreation

Beaches and boardwalks
Parks and playgrounds
Other recreational services	50.00

Education (excl. school districts)

Libraries	1,000.00
Other educational services

Statutory Expenditures

.....	900.00
-------	--------

Unclassified Purposes

.....
Total Municipal Functions	\$47,395.00

Per Capita—Municipal Functions

.....	\$27.40
-------	---------

Capital Improvements

.....	11,510.00
-------	-----------

Debt Service

Principal payments
Interest payments

Per Capita—Debt Service

.....
Deferred Charges	1,200.00

Total Municipal Expenditures	\$60,105.00
------------------------------	-------------

Required Payments for Local

School, County, and Special District Taxes	171,769.05
--	------------

TOTAL EXPENDITURES

.....	\$231,874.05
-------	--------------

Reserve for Uncollected Taxes...

.....	\$38,221.90
-------	-------------

GRAND TOTAL

.....	\$27,095.95
-------	-------------

REVENUES REALIZED IN 1967

Surplus revenue appropriated
Miscellaneous revenues realized ..	\$26,418.48
State aid revenues realized	8,298.00
Delinquent tax and lien collections ..	34,361.90
Current tax collections	174,928.50
Emergency borrowings

TOTAL REVENUES

.....	\$244,006.88
-------	--------------

CAPITAL OUTLAY (BY ORDINANCE) 1967

Beaches and boardwalks
Buildings and equipment
Parks and playgrounds
Sanitary sewers
Streets and roads
Water supply
Other purposes

TAXES

Local school taxes	\$123,289.00
County taxes	48,480.05
Special district taxes

Local purpose taxes	\$171,769.05
Veteran and senior citizen tax ...	48,343.90
.....	11,650.00

Total tax levy (for rate purposes)

.....	\$231,762.95
-------	--------------

Per Capita Total Tax Levy ...

.....	\$133.97
-------	----------

General tax rate	4.58
Adjusted business personalty tax rate
Adjusted general tax rate

Current Taxes

1967 taxes levied (total)	\$220,480.44
Collected in 1967	174,928.50
Per cent of levy col- lected	79.33
Transferred to liens	790.43
Adjustments	6,910.88
Balance December 31, 1967	\$37,850.63

All Prior Years Taxes Outstanding

Balance January 1, 1967	\$53,303.21
Collected in 1967	34,361.90
Adjustments	789.84
Balance December 31, 1967	\$18,151.47

Tax Title Liens Outstanding

Balance January 1, 1967	\$6,061.92
Redeemed by cash
Adjustments	+1,680.66
Balance December 31, 1967	\$7,742.58

Property Acquired by Deed or Foreclosure

Balance January 1, 1967	\$220.00
Sale for cash
Adjustments
Balance December 31, 1967	\$220.00

CAPITAL DEBT, DECEMBER 31, 1967

Authorized—Issued and Unissued

	Gross Debt	Net Debt
School debt
Self-liquidating debt
Other capital debt

Per Cent
Per Capita

Issued and Outstanding

School debt
Self-liquidating debt
Other capital debt

Equalized Valuation Basis

.....	\$6,012,826.00
-------	----------------

CURRENT FINANCES DECEMBER 31, 1967

Cash	\$113,646.17
Taxes receivable	56,002.10
Tax title liens	7,742.58
Foreclosed property	220.00
Other receivables	2,545.69
Emergencies and deferred charges ..	1,539.08
State road aid receivable	11,514.99

.....

Cash liabilities	\$75,161.99
Reserves for receivables	66,510.37
Surplus revenue	51,597.35

.....

.....	\$193,269.71
-------	--------------

PAHAQUARRY TOWNSHIP—WARREN COUNTY

Population U. S. Census, 1960—63
Estimated Population, 1967—70

Land Area 20.30 sq. mi.

Net Valuation Taxable \$2,144,825
Equalized Valuation \$3,158,846

EXPENDITURES FOR 1967

General Government

Administrative and executive	\$5,090.00
Assessment and collection of taxes	1,750.00
Financial administration	1,300.00

Public Safety

Fire protection	100.00
Police protection	650.00
Other protection	125.00
Civil defense and disaster control	500.00

Streets and Roads

Repairs and maintenance	22,960.00
Street lighting

Sanitation

Street cleaning
Garbage and trash removal
Sanitary sewers

Health and Welfare

Health services	70.00
Welfare—public assistance
Hospitals	50.00

Recreation

Benches and boardwalks
Parks and playgrounds
Other recreational services

Education (excl. school districts)

Libraries
Other educational services

Statutory Expenditures

.....	460.00
-------	--------

Unclassified Purposes

.....
-------	-------

Total Municipal Functions \$33,055.00

Per Capita—Municipal Functions

.....	\$472.21
-------	----------

Capital Improvements

.....	5,270.00
-------	----------

Debt Service

Principal payments
Interest payments

Per Capita—Debt Service

.....	6,500.00
-------	----------

Deferred Charges

.....	6,500.00
-------	----------

Total Municipal Expenditures \$44,825.00

Required Payments for Local

School, County, and Special District Taxes	21,297.71
--	-----------

TOTAL EXPENDITURES \$66,122.71

Reserve for Uncollected Taxes...

.....	\$750.00
-------	----------

GRAND TOTAL \$66,872.71

REVENUES REALIZED IN 1967

Surplus revenue appropriated	\$20,209.00
Miscellaneous revenues realized	9,211.99
State aid revenues realized	17,316.00
Delinquent tax and lien collections	146.97
Current tax collections	19,802.95
Emergency borrowings

TOTAL REVENUES \$66,686.91

CAPITAL OUTLAY (BY ORDINANCE) 1967

Beaches and boardwalks
Buildings and equipment
Parks and playgrounds
Sanitary sewers
Streets and roads
Water supply
Other purposes

TAXES

Local school taxes
County taxes	\$21,297.71
Special district taxes

\$21,297.71

Local purpose taxes
Veteran and senior citizen tax	720.00

Total tax levy (for rate purposes) \$22,017.71

Per Capita Total Tax Levy ... \$314.54

General tax rate 1.03

Adjusted business personalty tax rate

Adjusted general tax rate

Current Taxes

1967 taxes levied (total) \$21,363.62

Collected in 1967 19,802.95

Per cent of levy collected 92.69

Transferred to liens

Adjustments

Balance December 31, 1967 \$1,560.67

All Prior Years Taxes Outstanding

Balance January 1, 1967 \$287.57

Collected in 1967 146.97

Adjustments

Balance December 31, 1967 \$140.60

Tax Title Liens Outstanding

Balance January 1, 1967

Redeemed by cash

Adjustments

Balance December 31, 1967

Property Acquired by Deed or Foreclosure

Balance January 1, 1967

Sale for cash

Adjustments

Balance December 31, 1967

CAPITAL DEBT, DECEMBER 31, 1967

Authorized—Issued and Unissued

	Gross Debt	Net Debt
School debt
Self-liquidating debt
Other capital debt

.....

.....

.....

.....

.....

.....

.....

.....

.....

.....

.....

.....

.....

.....

.....

.....

.....

.....

.....

.....

.....

.....

.....

.....

.....

.....

.....

.....

.....

.....

.....

.....

.....

.....

PALISADES PARK BOROUGH—BERGEN COUNTY

Population U. S. Census, 1960—11,943
Estimated Population, 1967—13,730

Land Area 1.30 sq. ml.

Net Valuation Taxable \$74,360,504
Equalized Valuation \$94,507,298

EXPENDITURES FOR 1967

General Government

Administrative and executive	\$85,887.00
Assessment and collection of taxes	16,425.00
Financial administration	3,500.00

Public Safety

Fire protection	40,444.00
Police protection	284,912.46
Other protection	8,050.00
Civil defense and disaster control	1,900.00

Streets and Roads

Repairs and maintenance	116,758.00
Street lighting	26,000.00

Sanitation

Street cleaning
Garbage and trash removal	61,204.44
Sanitary sewers	81,246.03

Health and Welfare

Health services	15,930.00
Welfare—public assistance	10,150.00
Hospitals	1,500.00

Recreation

Beaches and boardwalks
Parks and playgrounds	2,000.00
Other recreational services	26,100.00

Education (excl. school districts)

Libraries	21,250.00
Other educational services	1,200.00

Statutory Expenditures

.....	56,500.00
-------	-----------

Unclassified Purposes

.....
-------	-------

Total Municipal Functions \$860,956.93

Per Capita—Municipal Functions

\$62.71

Capital Improvements

.....	38,500.00
-------	-----------

Debt Service

.....	73,988.75
-------	-----------

Principal payments .. \$45,000.00
Interest payments .. 28,988.75

Per Capita—Debt Service

\$5.39

Deferred Charges

.....
-------	-------

Total Municipal Expenditures \$973,445.68

Required Payments for Local

School, County, and Special
-----------------------------	-------

District Taxes	1,611,916.82
----------------------	--------------

TOTAL EXPENDITURES

\$2,585,362.50

Reserve for Uncollected Taxes..

.....	\$69,850.65
-------	-------------

GRAND TOTAL \$2,655,213.15

REVENUES REALIZED IN 1967

Surplus revenue appropriated	\$130,000.00
Miscellaneous revenues realized ..	193,604.44
State aid revenues realized	25,508.00
Delinquent tax and lien collections ..	20,472.20
Current tax collections	2,274,278.98
Emergency borrowings

TOTAL REVENUES \$2,643,863.62

CAPITAL OUTLAY (BY ORDINANCE) 1967

Beaches and boardwalks
Buildings and equipment	\$96,048.19
Parks and playgrounds
Sanitary sewers
Streets and roads	16,830.73
Water supply
Other purposes
.....	<u>\$112,878.92</u>

TAXES

Local school taxes	\$1,294,457.00
County taxes	317,459.82
Special district taxes

\$1,611,916.82

Local purpose taxes	692,898.13
Veteran and senior citizen tax ...	58,890.00

Total tax levy (for rate purposes) \$2,363,794.95

Per Capita Total Tax Levy ...

\$172.16

General tax rate	3.18
Adjusted business personalty tax rate
Adjusted general tax rate

Current Taxes

1967 taxes levied (total)	\$2,325,523.19
Collected in 1967	2,274,278.98
Per cent of levy collected	97.79
Transferred to liens
Adjustments	3,377.34
Balance December 31, 1967	\$47,866.87

All Prior Years Taxes Outstanding

Balance January 1, 1967	\$25,249.87
Collected in 1967	20,472.20
Adjustments	—3,879.55
Balance December 31, 1967	\$898.12

Tax Title Liens Outstanding

Balance January 1, 1967
Redeemed by cash
Adjustments
Balance December 31, 1967

Property Acquired by Deed or

Foreclosure
Balance January 1, 1967	\$16,947.50
Sale for cash
Adjustments
Balance December 31, 1967	\$16,947.50

CAPITAL DEBT, DECEMBER 31, 1967

Authorized—Issued and Unissued

	Gross Debt	Net Debt
School debt	\$3,170,000.00
Self-liquidating debt
Other capital debt	812,634.00	\$812,536.00
.....	<u>\$3,982,634.00</u>	<u>\$812,536.00</u>

Per Cent	4.41	0.90
Per Capita	<u>\$290.07</u>	<u>\$59.18</u>

Issued and Outstanding

School debt	\$3,170,000.00
Self-liquidating debt
Other capital debt	804,500.00
.....	<u>\$3,974,500.00</u>

Equalized Valuation Basis \$90,202,192.00

CURRENT FINANCES DECEMBER 31, 1967

Cash	\$352,420.13
Taxes receivable	48,764.99
Tax title liens
Foreclosed property	16,947.50
Other receivables	346.92
Emergencies and deferred charges
State road aid receivable	25,508.00
.....	<u>\$443,987.54</u>
Cash liabilities	\$127,695.39
Reserves for receivables	66,059.41
Surplus revenue	250,232.74
.....	<u>\$443,987.54</u>

PALMYRA BOROUGH—BURLINGTON COUNTY

Population U. S. Census, 1960—7,036
Estimated Population, 1967—7,720

Land Area 1.92 sq. mi.

Net Valuation Taxable \$26,840,190
Equalized Valuation \$29,439,180

EXPENDITURES FOR 1967

General Government

Administrative and executive	\$77,135.00
Assessment and collection of taxes	8,475.00
Financial administration	3,500.00

Public Safety

Fire protection	10,000.00
Police protection	95,400.00
Other protection	2,475.00
Civil defense and disaster control	1,000.00

Streets and Roads

Repairs and maintenance	57,500.00
Street lighting	16,000.00

Sanitation

Street cleaning
Garbage and trash removal	36,300.00
Sanitary sewers	38,000.00

Health and Welfare

Health services	3,150.00
Welfare—public assistance	2,150.00
Hospitals

Recreation

Beaches and boardwalks
Parks and playgrounds	6,300.00
Other recreational services	1,270.00

Education (excl. school districts)

Libraries	1,000.00
Other educational services	600.00

Statutory Expenditures

22,905.00

Unclassified Purposes

.....

Total Municipal Functions \$383,160.00

Per Capita—Municipal Functions \$49.63

Capital Improvements

35,888.89

Debt Service

19,785.00

Principal payments \$15,500.00

Interest payments 4,285.00

Per Capita—Debt Service \$25.56

Deferred Charges

1,720.34

Total Municipal Expenditures \$440,554.23

Required Payments for Local

School, County, and Special

District Taxes 705,513.67

TOTAL EXPENDITURES \$1,146,067.90

Reserve for Uncollected Taxes...

\$51,305.44

GRAND TOTAL \$1,197,373.34

REVENUES REALIZED IN 1967

Surplus revenue appropriated	\$50,000.00
Miscellaneous revenues realized ..	217,555.31
State aid revenues realized	26,438.00
Delinquent tax and lien collections ..	41,379.56
Current tax collections	846,565.59
Emergency borrowings

TOTAL REVENUES \$1,181,938.46

CAPITAL OUTLAY (BY ORDINANCE) 1967

Beaches and boardwalks
Buildings and equipment	\$84.87
Parks and playgrounds
Sanitary sewers
Streets and roads	65.64
Water supply
Other purposes

\$150.51

TAXES

Local school taxes	\$562,559.25
County taxes	142,954.42
Special district taxes

Local purpose taxes	\$705,513.67
Veteran and senior citizen tax ..	193,314.55
.....	48,350.00

Total tax levy (for rate purposes) \$947,178.22

Per Capita Total Tax Levy ... \$122.69

General tax rate
Adjusted business personalty tax rate	4.60
Adjusted general tax rate	3.49

Current Taxes

1967 taxes levied (total)	\$903,666.54
Collected in 1967	846,565.59
Per cent of levy collected	93.68
Transferred to liens	4,986.69
Adjustments	4,856.83
Balance December 31, 1967	\$47,257.43

All Prior Years Taxes Outstanding

Balance January 1, 1967	\$45,703.31
Collected in 1967	38,557.76
Adjustments	-5,673.65
Balance December 31, 1967	\$3,471.90

Tax Title Liens Outstanding

Balance January 1, 1967	\$16,398.41
Redeemed by cash	4,821.80
Adjustments	+5,444.73
Balance December 31, 1967	\$17,021.34

Property Acquired by Deed or Foreclosure

Balance January 1, 1967	\$23,583.00
Sale for cash	14,783.00
Adjustments
Balance December 31, 1967	\$8,800.00

CAPITAL DEBT, DECEMBER 31, 1967

Authorized—Issued and Unissued

	Gross Debt	Net Debt
School debt	\$857,000.00
Self-liquidating debt
Other capital debt	193,500.00	\$191,272.00
	<u>\$1,050,500.00</u>	<u>\$191,272.00</u>
Per Cent	3.84	0.70
Per Capita	\$136.08	\$24.78

Issued and Outstanding

School debt	\$857,000.00
Self-liquidating debt
Other capital debt	163,500.00

\$1,020,500.00

Equalized Valuation Basis \$27,324,118.00

CURRENT FINANCES DECEMBER 31, 1967

Cash	\$328,404.18
Taxes receivable	50,729.33
Tax title liens	17,021.34
Foreclosed property	8,800.00
Other receivables	7,379.09
Emergencies and deferred charges ..	8,899.39
State road aid receivable	26,438.00
	<u>\$447,171.33</u>
Cash liabilities	\$291,009.41
Reserves for receivables	83,929.76
Surplus revenue	72,232.16
	<u>\$447,171.33</u>

PARAMUS BOROUGH—BERGEN COUNTY

Population U. S. Census, 1960—23,238
Estimated Population, 1967—27,020

Land Area 10.20 sq. mi.

Net Valuation Taxable \$310,869,326
Equalized Valuation \$342,342,200

EXPENDITURES FOR 1967

General Government	
Administrative and executive	\$326,338.00
Assessment and collection of taxes	97,165.00
Financial administration	8,225.00
Public Safety	
Fire protection	122,262.50
Police protection	841,434.00
Other protection	37,050.00
Civil defense and disaster control	17,815.00
Streets and Roads	
Repairs and maintenance	218,340.74
Street lighting	48,000.00
Sanitation	
Street cleaning	219,438.72
Garbage and trash removal	100,000.00
Sanitary sewers	
Health and Welfare	
Health services	65,940.00
Welfare—public assistance	9,430.00
Hospitals	5,000.00
Recreation	
Benches and boardwalks	
Parks and playgrounds	56,535.00
Other recreational services	
Education (excl. school districts)	
Libraries	145,141.00
Other educational services	5,000.00
Statutory Expenditures	
.....	111,482.44
Unclassified Purposes	
.....	2,268.57
Total Municipal Functions	\$2,436,865.97
Per Capita—Municipal Functions	
.....	\$90.19
Capital Improvements	
.....	125,815.03
Debt Service	
Principal payments	
Interest payments	
Per Capita—Debt Service	
.....	
Deferred Charges	
.....	25,077.52
Total Municipal Expenditures	\$2,587,758.52
Required Payments for Local School, County, and Special District Taxes	
.....	6,645,198.71
TOTAL EXPENDITURES	\$9,232,957.23
Reserve for Uncollected Taxes...	\$365,741.98
GRAND TOTAL	\$9,598,699.21

REVENUES REALIZED IN 1967

Surplus revenue appropriated	\$421,000.00
Miscellaneous revenues realized ..	925,168.99
State aid revenues realized	75,325.00
Delinquent tax and lien collections ..	117,348.49
Current tax collections	8,104,749.02
Emergency borrowings	

TOTAL REVENUES \$9,643,591.50

CAPITAL OUTLAY (BY ORDINANCE) 1967

Beaches and boardwalks	
Buildings and equipment	\$18,162.92
Parks and playgrounds	23,889.20
Sanitary sewers	
Streets and roads	30,988.47
Water supply	
Other purposes	2,095.00
	\$75,135.59

TAXES

Local school taxes	\$5,490,351.00
County taxes	1,154,847.71
Special district taxes	
	\$6,645,198.71
Local purpose taxes	1,469,554.75
Veteran and senior citizen tax ...	179,820.00
Total tax levy (for rate purposes)	\$8,294,573.46
Per Capita Total Tax Levy ...	
\$306.98	
General tax rate	
Adjusted business personality tax rate	4.88
Adjusted general tax rate	2.55
Current Taxes	
1967 taxes levied (total)	\$8,312,818.33
Collected in 1967	8,104,749.02
Per cent of levy collected	97.49
Transferred to liens	5,928.75
Adjustments	19,976.73
Balance December 31, 1967	\$182,163.83
All Prior Years Taxes Outstanding	
Balance January 1, 1967	\$135,955.02
Collected in 1967	117,348.49
Adjustments	—4,153.32
Balance December 31, 1967	\$14,452.21
Tax Title Liens Outstanding	
Balance January 1, 1967	\$11,859.90
Redeemed by cash	
Adjustments	—9,104.43
Balance December 31, 1967	\$20,964.33
Property Acquired by Deed or Foreclosure	
Balance January 1, 1967	\$178.00
Sale for cash	
Adjustments	
Balance December 31, 1967	\$178.00

CAPITAL DEBT, DECEMBER 31, 1967

Authorized—Issued and Unissued

	Gross Debt	Net Debt
School debt	\$10,721,000.00	
Self-liquidating debt ..	6,981,000.00	
Other capital debt	5,925,000.00	\$5,925,000.00
	\$23,627,000.00	\$5,925,000.00
Per Cent	7.46	1.87
Per Capita	\$874.43	\$219.28

Issued and Outstanding

School debt	\$10,721,000.00
Self-liquidating debt	4,867,000.00
Other capital debt	4,214,000.00
	\$19,802,000.00

Equalized Valuation Basis \$316,409,145.00

CURRENT FINANCES DECEMBER 31, 1967

Cash	\$851,688.19
Taxes receivable	196,617.04
Tax title liens	20,964.33
Foreclosed property	178.00
Other receivables	67,084.10
Emergencies and deferred charges ..	50,770.75
State road aid receivable	69,174.00
	\$1,256,476.41
Cash liabilities	\$462,709.44
Reserves for receivables	234,843.47
Surplus revenue	558,923.50
	\$1,256,476.41

PARK RIDGE BOROUGH—BERGEN COUNTY

Population U. S. Census, 1960—6,389
Estimated Population, 1967—8,380

Land Area 2.58 sq. mi.

Net Valuation Taxable \$48,511,520
Equalized Valuation \$56,842,738

EXPENDITURES FOR 1967

General Government	
Administrative and executive	\$106,174.00
Assessment and collection of taxes	22,830.00
Financial administration	2,300.00
Public Safety	
Fire protection	15,605.00
Police protection	169,425.00
Other protection	5,800.00
Civil defense and disaster control	3,925.00
Streets and Roads	
Repairs and maintenance	85,380.00
Street lighting
Sanitation	
Street cleaning
Garbage and trash removal
Sanitary sewers	1,200.00
Health and Welfare	
Health services	15,835.00
Welfare—public assistance	2,500.00
Hospitals	500.00
Recreation	
Beaches and boardwalks
Parks and playgrounds	11,450.00
Other recreational services	10,750.00
Education (excl. school districts)	
Libraries	10,400.00
Other educational services	500.00
Statutory Expenditures	
.....	28,304.19
Unclassified Purposes	
.....	500.00
Total Municipal Functions	\$493,378.19
Per Capita—Municipal Functions	
.....	\$58.88
Capital Improvements	
.....	41,870.00
Debt Service	
Principal payments ..	\$54,710.00
Interest payments ..	7,731.00
Per Capita—Debt Service	
.....	\$7.45
Deferred Charges	
.....
Total Municipal Expenditures	\$597,689.19
Required Payments for Local School, County, and Special District Taxes	
.....	1,442,836.87
TOTAL EXPENDITURES	\$2,040,526.06
Reserve for Uncollected Taxes...	
.....	\$88,735.00
GRAND TOTAL	\$2,129,261.06

REVENUES REALIZED IN 1967

Surplus revenue appropriated	\$110,000.00
Miscellaneous revenues realized ..	224,727.76
State aid revenues realized ..	33,406.00
Delinquent tax and lien collections ..	43,316.18
Current tax collections	1,723,800.15
Emergency borrowings

TOTAL REVENUES \$2,122,250.09

CAPITAL OUTLAY (BY ORDINANCE) 1967

Beaches and boardwalks
Buildings and equipment	\$20,790.75
Parks and playgrounds	4,521.06
Sanitary sewers
Streets and roads	26,212.03
Water supply
Other purposes	32.80
TOTAL	\$51,556.61

TAXES

Local school taxes	\$1,251,019.04
County taxes	191,817.83
Special district taxes
.....	\$1,442,836.87
Local purpose taxes	330,468.19
Veteran and senior citizen tax ..	50,470.00
Total tax levy (for rate purposes)	\$1,823,775.06
Per Capita Total Tax Levy ...	
.....	\$217.63
Current Taxes	
1967 taxes levied (total)	\$1,786,901.06
Collected in 1967	1,723,800.15
Per cent of levy collected	96.46
Transferred to liens	99.39
Adjustments	1,534.02
Balance December 31, 1967	\$61,467.50
All Prior Years Taxes Outstanding	
Balance January 1, 1967	\$43,500.89
Collected in 1967	43,316.18
Adjustments	—184.71
Balance December 31, 1967
Tax Title Liens Outstanding	
Balance January 1, 1967	\$3,381.24
Redeemed by cash
Adjustments	—2,865.86
Balance December 31, 1967	\$515.38
Property Acquired by Deed or Foreclosure	
Balance January 1, 1967	\$1,925.00
Sale for cash	1,460.00
Adjustments	+7,735.00
Balance December 31, 1967	\$8,200.00

CAPITAL DEBT, DECEMBER 31, 1967

Authorized—Issued and Unissued

	Gross Debt	Net Debt
School debt	\$2,596,000.00	\$411,846.00
Self-liquidating debt ..	168,000.00
Other capital debt	332,500.00	332,500.00
	\$3,096,500.00	\$744,346.00
Per Cent	5.67	1.36
Per Capita	\$369.51	\$92.40

Issued and Outstanding

School debt	\$2,471,000.00
Self-liquidating debt	148,000.00
Other capital debt	278,500.00
	\$2,897,500.00

Equalized Valuation Basis \$54,603,853.00

CURRENT FINANCES DECEMBER 31, 1967

Cash	\$203,034.30
Taxes receivable	61,467.50
Tax title liens	515.38
Foreclosed property	8,200.00
Other receivables	2,099.24
Emergencies and deferred charges
State road aid receivable	15,903.00
	\$291,219.42
Cash liabilities	\$60,443.18
Reserves for receivables	72,282.12
Surplus revenue	158,494.12
	\$291,219.42

PARSIPPANY-TROY HILLS TOWNSHIP—MORRIS COUNTY

Population U. S. Census, 1960—25,557	Land Area 25.30 sq. mi.	Net Valuation Taxable \$118,413,685
Estimated Population, 1967—50,530		Equalized Valuation \$308,960,884

EXPENDITURES FOR 1967

General Government

Administrative and executive	\$295,875.30
Assessment and collection of taxes	114,847.37
Financial administration	5,500.00

Public Safety

Fire protection	17,850.00
Police protection	541,876.52
Other protection	72,993.13
Civil defense and disaster control	20,834.96

Streets and Roads

Repairs and maintenance	399,211.17
Street lighting	32,000.00

Sanitation

Street cleaning
Garbage and trash removal
Sanitary sewers

Health and Welfare

Health services	82,540.31
Welfare—public assistance	41,150.00
Hospitals	1,300.00

Recreation

Benches and boardwalks
Parks and playgrounds
Other recreational services	81,146.74

Education (excl. school districts)

Libraries	31,676.00
Other educational services	3,300.00

Statutory Expenditures

.....	105,803.91
-------	------------

Unclassified Purposes

.....	10,000.00
-------	-----------

Total Municipal Functions \$1,857,905.41

Per Capita—Municipal Functions

\$36.77

Capital Improvements

432,712.91

Debt Service

25,042.50

Principal payments	\$15,000.00
Interest payments	10,042.50

Per Capita—Debt Service

\$0.50

Deferred Charges

226,348.91

Total Municipal Expenditures \$2,542,009.73

Required Payments for Local

School, County, and Special District Taxes	6,719,117.41
--	--------------

TOTAL EXPENDITURES

\$9,261,127.14

Reserve for Uncollected Taxes...

\$311,010.40

GRAND TOTAL \$9,572,137.54

REVENUES REALIZED IN 1967

Surplus revenue appropriated	\$950,000.00
Miscellaneous revenues realized	587,969.59
State aid revenues realized	106,435.00
Delinquent tax and lien collections	200,245.75
Current tax collections	7,973,905.05
Emergency borrowings

TOTAL REVENUES \$9,818,555.39

CAPITAL OUTLAY (BY ORDINANCE) 1967

Beaches and boardwalks
Buildings and equipment
Parks and playgrounds
Sanitary sewers	\$453,092.44
Streets and roads
Water supply	30,012.80
Other purposes

\$483,105.24

TAXES

Local school taxes	\$5,331,476.00
County taxes	1,193,792.44
Special district taxes	193,848.97

Local purpose taxes	\$6,719,117.41
Veteran and senior citizen tax	155,390.00

Total tax levy (for rate purposes) \$7,966,767.27

Per Capita Total Tax Levy

\$157.66

General tax rate
Adjusted business personality tax rate	8.57
Adjusted general tax rate	6.52

Current Taxes

1967 taxes levied (total)	\$8,165,425.89
Collected in 1967	7,973,905.05
Per cent of levy collected	97.65
Transferred to liens	9,979.73
Adjustments	34,838.89
Balance December 31, 1967	\$146,702.22

All Prior Years Taxes Outstanding

Balance January 1, 1967	\$194,209.54
Collected in 1967	162,405.28
Adjustments	-306.45
Balance December 31, 1967	\$31,497.81

Tax Title Liens Outstanding

Balance January 1, 1967	\$57,559.42
Redeemed by cash	37,840.47
Adjustments	+10,342.45
Balance December 31, 1967	\$30,061.40

Property Acquired by Deed or Foreclosure

Balance January 1, 1967	\$40,473.37
Sold for cash
Adjustments
Balance December 31, 1967	\$40,473.37

CAPITAL DEBT, DECEMBER 31, 1967

Authorized—Issued and Unissued

	Gross Debt	Net Debt
School debt	\$16,320,000.00	\$6,128,772.00
Self-liquidating debt	8,446,500.00	4,811,750.00
Other capital debt	250,000.00	250,000.00
	<u>\$25,016,500.00</u>	<u>\$11,190,522.00</u>

Per Cent	9.81	4.39
Per Capita	<u>\$495.08</u>	<u>\$221.46</u>

Issued and Outstanding

School debt	\$8,020,000.00
Self-liquidating debt	7,721,000.00
Other capital debt	250,000.00
	<u>\$15,991,000.00</u>

Equalized Valuation Basis \$254,780,686.00

CURRENT FINANCES DECEMBER 31, 1967

Cash	\$1,057,265.81
Taxes receivable	178,200.03
Tax title liens	30,061.40
Foreclosed property	40,473.37
Other receivables	2,420.67
Emergencies and deferred charges	30,271.48
State road aid receivable	131,198.08
	<u>\$1,469,890.84</u>

Cash liabilities	\$418,291.16
Reserves for receivables	251,155.47
Surplus revenue	800,444.21
	<u>\$1,469,890.84</u>

PASSAIC CITY—PASSAIC COUNTY

Population U. S. Census, 1960—53,963
Estimated Population, 1967—57,730

Land Area 3.20 sq. mi.

Net Valuation Taxable \$234,304,100
Equalized Valuation \$272,990,330

EXPENDITURES FOR 1967

General Government

Administrative and executive	\$569,612.42
Assessment and collection of taxes	90,254.63
Financial administration	63,559.39

Public Safety

Fire protection	983,363.38
Police protection	1,202,766.77
Other protection	79,771.15
Civil defense and disaster control	21,873.18

Streets and Roads

Repairs and maintenance	496,621.32
Street lighting	97,900.00

Sanitation

Street cleaning	234,684.05
Garbage and trash removal	210,292.07
Sanitary sewers	

Health and Welfare

Health services	255,437.07
Welfare—public assistance	99,748.95
Hospitals	81,525.75

Recreation

Beaches and boardwalks	165,784.16
Parks and playgrounds	73,624.04
Other recreational services	

Education (excl. school districts)

Libraries	180,735.00
Other educational services	2,200.00

Statutory Expenditures

	624,105.14
--	------------

Unclassified Purposes

	29,500.00
--	-----------

Total Municipal Functions \$5,563,358.47

Per Capita—Municipal Functions \$96.37

Capital Improvements

	81,000.00
--	-----------

Debt Service

	*714,074.25
--	-------------

Principal payments .. \$479,000.00	
Interest payments .. 235,074.25	

Per Capita—Debt Service \$12.37

Deferred Charges

	24,647.19
--	-----------

Total Municipal Expenditures \$6,383,079.91

Required Payments for Local

School, County, and Special District Taxes	5,683,622.01
--	--------------

TOTAL EXPENDITURES \$12,066,701.92

Reserve for Uncollected Taxes...

	\$879,801.70
--	--------------

GRAND TOTAL \$12,946,503.62

REVENUES REALIZED IN 1967

Surplus revenue appropriated	\$704,647.19
Miscellaneous revenues realized ..	1,225,516.99
State aid revenues realized	222,015.79
Delinquent tax and lien collections ..	339,732.51
Current tax collections	10,404,670.93
Emergency borrowings	

TOTAL REVENUES \$12,896,633.41

CAPITAL OUTLAY (BY ORDINANCE) 1967

Beaches and boardwalks	
Buildings and equipment	**\$127,997.16
Parks and playgrounds	
Sanitary sewers	
Streets and roads	
Water supply	
Other purposes	29,395.80
	\$157,392.96

TAXES

Local school taxes	\$4,772,661.49
County taxes	1,382,371.52
Special district taxes	
	\$6,155,033.01
Local purpose taxes	4,706,101.13
Veteran and senior citizen tax ...	144,840.00

Total tax levy (for rate purposes) \$11,005,974.14

Per Capita Total Tax Levy ... \$190.65

General tax rate	
Adjusted business personalty tax rate	9.01
Adjusted general tax rate	4.13

Current Taxes

1967 taxes levied (total)	\$10,913,261.29
Collected in 1967	10,404,670.93
Per cent of levy col- lected	95.33
Transferred to liens	39,723.45
Adjustments	63,835.42
Balance December 31, 1967	\$405,031.49

All Prior Years Taxes Outstanding

Balance January 1, 1967	\$897,400.45
Collected in 1967	307,582.27
Adjustments	—923.44
Balance December 31, 1967	\$588,894.74

Tax Title Liens Outstanding

Balance January 1, 1967	\$84,242.67
Redeemed by cash	32,582.27
Adjustments	+47,661.63
Balance December 31, 1967	\$99,322.03

Property Acquired by Deed or

Foreclosure	
Balance January 1, 1967	\$11,050.00
Sale for cash	
Adjustments	
Balance December 31, 1967	\$11,050.00

CAPITAL DEBT, DECEMBER 31, 1967

Authorized—Issued and Unissued

	Gross Debt	Net Debt
School debt	\$5,037,000.00
Self-liquidating debt	6,904,000.00
Other capital debt	3,657,000.00	\$3,657,000.00
	\$15,598,000.00	\$3,657,000.00
Per Cent	6.37	1.49
Per Capita	\$270.19	\$63.35

Issued and Outstanding

School debt	\$5,037,000.00
Self-liquidating debt	6,904,000.00
Other capital debt	2,329,000.00
	\$14,270,000.00

Equalized Valuation Basis \$244,560,232.00

CURRENT FINANCES DECEMBER 31, 1967

Cash	\$1,525,957.43
Taxes receivable	993,926.23
Tax title liens	99,322.03
Foreclosed property	11,050.00
Other receivables	170,936.55
Emergencies and deferred charges ..	27,503.52
State road aid receivable	
	\$2,828,695.76
Cash liabilities	\$416,374.67
Reserves for receivables	1,275,234.81
Surplus revenue	1,137,086.28
	\$2,828,695.76

* Includes \$471,411.00 Chapter VI School Debt Service.

** Includes \$100,000.00 Chapter VI School Capital Outlay.

PASSAIC TOWNSHIP—MORRIS COUNTY

Population U. S. Census, 1960—5,537
Estimated Population, 1967—7,110

Land Area 16.50 sq. mi.

Net Valuation Taxable \$21,372,663
Equalized Valuation \$64,208,930

EXPENDITURES FOR 1967

General Government		
Administrative and executive	\$76,560.89	
Assessment and collection of taxes	15,337.00	
Financial administration	5,262.00	
Public Safety		
Fire protection	36,082.00	
Police protection	140,941.00	
Other protection	3,435.00	
Civil defense and disaster control	2,862.00	
Streets and Roads		
Repairs and maintenance	95,799.67	
Street lighting	14,750.00	
Sanitation		
Street cleaning	24,692.00	
Garbage and trash removal	28,921.00	
Sanitary sewers		
Health and Welfare		
Health services	11,601.00	
Welfare—public assistance	3,045.00	
Hospitals		
Recreation		
Beaches and boardwalks		
Parks and playgrounds	4,600.00	
Other recreational services	5,835.00	
Education (excl. school districts)		
Libraries	14,500.00	
Other educational services	400.00	
Statutory Expenditures		
	27,170.11	
Unclassified Purposes		
	2,850.00	
Total Municipal Functions	\$514,693.67	
Per Capita—Municipal Functions	\$72.39	
Capital Improvements		
	71,410.00	
Debt Service		
Principal payments ..	\$24,000.00	
Interest payments ..	14,502.00	
Per Capita—Debt Service	\$5.42	
Deferred Charges		
Total Municipal Expenditures	\$624,605.67	
Required Payments for Local School, County, and Special District Taxes		
	1,541,395.05	
TOTAL EXPENDITURES	\$2,166,000.72	
Reserve for Uncollected Taxes...	\$150,152.90	
GRAND TOTAL	\$2,316,153.62	

REVENUES REALIZED IN 1967

Surplus revenue appropriated ..	\$163,377.33
Miscellaneous revenues realized ..	251,062.47
State aid revenues realized	25,269.00
Delinquent tax and lien collections ..	70,105.33
Current tax collections	1,807,169.77
Emergency borrowings	

TOTAL REVENUES \$2,316,983.00

CAPITAL OUTLAY (BY ORDINANCE) 1967

Beaches and boardwalks	
Buildings and equipment	\$20,626.56
Parks and playgrounds	
Sanitary sewers	40,614.28
Streets and roads	39,166.14
Water supply	
Other purposes	9,136.90
	\$109,543.88

TAXES

Local school taxes	\$1,295,067.99
County taxes	246,327.06
Special district taxes	
	\$1,541,395.05
Local purpose taxes	329,666.24
Veteran and senior citizen tax ...	41,430.00
Total tax levy (for rate purposes)	\$1,912,491.29
Per Capita Total Tax Levy ...	
	\$268.99
General tax rate	
Adjusted business personalty tax rate	11.05
Adjusted general tax rate	8.88
Current Taxes	
1967 taxes levied (total)	\$1,885,427.88
Collected in 1967	1,807,169.77
Per cent of levy collected	95.84
Transferred to liens	412.92
Adjustments	4,473.90
Balance December 31, 1967	\$73,371.29
All Prior Years Taxes Outstanding	
Balance January 1, 1967	\$89,745.31
Collected in 1967	68,198.05
Adjustments	—866.54
Balance December 31, 1967	\$20,560.72
Tax Title Liens Outstanding	
Balance January 1, 1967	\$4,212.57
Redeemed by cash	1,907.28
Adjustments	+486.48
Balance December 31, 1967	\$2,791.77
Property Acquired by Deed or Foreclosure	
Balance January 1, 1967	\$15,175.00
Sale for cash	
Adjustments	
Balance December 31, 1967	\$15,175.00

CAPITAL DEBT, DECEMBER 31, 1967

Authorized—Issued and Unissued		
	Gross Debt	Net Debt
School debt	\$2,236,162.00	
Self-liquidating debt ..		
Other capital debt	526,000.00	\$526,000.00
	\$2,762,162.00	\$526,000.00
Per Cent	4.96	0.94
Per Capita	\$388.49	\$73.98
Issued and Outstanding		
School debt	\$2,236,162.00	
Self-liquidating debt		
Other capital debt	431,000.00	
	\$2,667,162.00	

Equalized Valuation Basis \$55,612,405.00

CURRENT FINANCES DECEMBER 31, 1967

Cash	\$306,693.15
Taxes receivable	93,932.01
Tax title liens	2,791.77
Foreclosed property	15,175.00
Other receivables	2,793.86
Emergencies and deferred charges ..	1,100.90
State road aid receivable	44,443.93
	\$466,929.72
Cash liabilities	\$91,510.53
Reserves for receivables	114,692.64
Surplus revenue	260,726.55
	\$466,929.72

PATERSON CITY—PASSAIC COUNTY

Population U. S. Census, 1960—143,663
Estimated Population, 1967—148,960

Land Area 8.30 sq. mi.

Net Valuation Taxable \$515,244,751
Equalized Valuation \$607,799,609

EXPENDITURES FOR 1967

General Government	
Administrative and executive	\$1,117,117.91
Assessment and collection of taxes	266,128.22
Financial administration	12,000.00
Public Safety	
Fire protection	2,680,597.79
Police protection	3,259,141.03
Other protection	142,103.77
Civil defense and disaster control	14,888.77
Streets and Roads	
Repairs and maintenance	606,423.07
Street lighting	291,081.00
Sanitation	
Street cleaning
Garbage and trash removal	667,800.00
Sanitary sewers	692,691.31
Health and Welfare	
Health services	649,619.08
Welfare—public assistance	644,903.50
Hospitals	180,000.00
Recreation	
Beaches and boardwalks
Parks and playgrounds	279,255.72
Other recreational services	182,623.60
Education (excl. school districts)	
Libraries	343,348.29
Other educational services	40,151.31
Statutory Expenditures	
.....	1,372,644.13
Unclassified Purposes	
.....	25,000.00
Total Municipal Functions	\$13,467,518.30

Per Capita—Municipal Functions	\$80.41
Capital Improvements	269,644.44
Debt Service	*2,089,649.59
Principal payments \$1,376,000.00	
Interest payments .. 713,649.59	
Per Capita—Debt Service	\$14.03
Deferred Charges	144,279.27
Total Municipal Expenditures	\$15,971,091.60

Required Payments for Local School, County, and Special District Taxes	13,708,449.27
---	---------------

TOTAL EXPENDITURES \$29,679,540.87

Reserve for Uncollected Taxes... \$2,002,179.08

GRAND TOTAL \$31,681,719.95

REVENUES REALIZED IN 1967

Surplus revenue appropriated	\$480,037.58
Miscellaneous revenues realized ..	3,166,942.11
State aid revenues realized	864,542.72
Delinquent tax and lien collections ..	991,812.06
Current tax collections	24,458,862.10
Emergency borrowings

TOTAL REVENUES \$29,062,196.57

CAPITAL OUTLAY (BY ORDINANCE) 1967

Beaches and boardwalks
Buildings and equipment	**\$428,871.46
Parks and playgrounds
Sanitary sewers
Streets and roads	134,473.10
Water supply
Other purposes	101,365.35
	<u>\$664,709.91</u>

TAXES

Local school taxes	\$11,501,100.75
County taxes	3,141,287.77
Special district taxes
	<u>\$14,642,388.52</u>
Local purpose taxes	11,559,203.15
Veteran and senior citizen tax ..	441,947.00

Total tax levy (for rate purposes) \$26,643,538.67

Per Capita Total Tax Levy ...	\$178.86
General tax rate
Adjusted business personalty tax rate	5.57
Adjusted general tax rate	5.12

Current Taxes

1967 taxes levied (total)	\$26,281,277.05
Collected in 1967	24,458,862.10
Per cent of levy collected	93.06
Transferred to liens	100,514.34
Adjustments	220,653.06
Balance December 31, 1967	\$1,501,247.55

All Prior Years Taxes Outstanding

Balance January 1, 1967	\$4,489,193.28
Collected in 1967	986,975.25
Adjustments	-76,230.10
Balance December 31, 1967	\$3,425,987.93

Tax Title Liens Outstanding

Balance January 1, 1967	\$18,321.33
Redeemed by cash	4,836.81
Adjustments	+186,766.44
Balance December 31, 1967	\$200,250.96

Property Acquired by Deed or Foreclosure

Balance January 1, 1967	\$179,300.00
Sale for cash
Adjustments
Balance December 31, 1967	\$179,300.00

CAPITAL DEBT, DECEMBER 31, 1967

Authorized—Issued and Unissued

	Gross Debt	Net Debt
School debt	\$12,090,000.00
Self-liquidating debt	16,856,000.00
Other capital debt	9,489,135.00	\$9,489,135.00
	<u>\$38,435,135.00</u>	<u>\$9,489,135.00</u>

Per Cent	7.07	1.74
Per Capita	\$258.02	\$63.70

Issued and Outstanding

School debt	\$12,090,000.00
Self-liquidating debt	16,856,000.00
Other capital debt	8,887,000.00
	<u>\$37,833,000.00</u>

Equalized Valuation Basis \$543,456,972.00

CURRENT FINANCES DECEMBER 31, 1967

Cash	\$467,214.25
Taxes receivable	4,927,235.48
Tax title liens	200,250.96
Foreclosed property	179,300.00
Other receivables	43,746.51
Emergencies and deferred charges ..	328,975.41
State road aid receivable	217,480.00
	<u>\$6,364,202.61</u>
Cash liabilities	\$783,333.55
Reserves for receivables	5,350,532.95
Surplus revenue	230,336.11
	<u>\$6,364,202.61</u>

* Includes \$933,939.25 Chapter VI School Debt Service.

** Includes \$400,000.00 Chapter VI School Capital Outlay.

PAULSBORO BOROUGH—GLOUCESTER COUNTY

Population U. S. Census, 1960—8,121
Estimated Population, 1967—8,880

Land Area 2.00 sq. mi.

Net Valuation Taxable \$8,898,235
Equalized Valuation \$28,685,493

EXPENDITURES FOR 1967

General Government	
Administrative and executive	\$78,310.00
Assessment and collection of taxes ..	12,170.00
Financial administration	5,250.00
Public Safety	
Fire protection	13,600.00
Police protection	115,820.00
Other protection	3,025.00
Civil defense and disaster control
Streets and Roads	
Repairs and maintenance	86,050.00
Street lighting	20,000.00
Sanitation	
Street cleaning
Garbage and trash removal	28,000.00
Sanitary sewers
Health and Welfare	
Health services	6,210.00
Welfare—public assistance	11,962.00
Hospitals
Recreation	
Beaches and boardwalks
Parks and playgrounds	5,000.00
Other recreational services
Education (excl. school districts)	
Libraries	4,130.00
Other educational services	4,000.00
Statutory Expenditures	
Unclassified Purposes	18,600.00
Total Municipal Functions	
	\$412,127.00
Per Capita—Municipal Functions	
	\$46.41
Capital Improvements	
	27,550.00
Debt Service	
Principal payments ..	\$13,000.00
Interest payments ..	1,362.50
Per Capita—Debt Service	
	\$1.62
Deferred Charges	
	5,066.09
Total Municipal Expenditures	
	\$459,105.59
Required Payments for Local School, County, and Special District Taxes	
	561,615.88
TOTAL EXPENDITURES	
	\$1,020,721.47
Reserve for Uncollected Taxes...	
	\$85,784.36
GRAND TOTAL	
	\$1,106,505.83

REVENUES REALIZED IN 1967

Surplus revenue appropriated ...	\$82,000.00
Miscellaneous revenues realized ...	83,223.98
State aid revenues realized	21,818.00
Delinquent tax and lien collections ..	71,478.57
Current tax collections	794,531.52
Emergency borrowings
TOTAL REVENUES	
	\$1,053,052.07

CAPITAL OUTLAY (BY ORDINANCE) 1967

Beaches and boardwalks
Buildings and equipment
Parks and playgrounds
Sanitary sewers
Streets and roads
Water supply
Other purposes

TAXES

Local school taxes	\$438,171.66
County taxes	123,444.22
Special district taxes
Local purpose taxes	\$561,615.88
Veteran and senior citizen tax ...	297,671.95
Total tax levy (for rate purposes)	\$907,597.83
Per Capita Total Tax Levy ...	
	\$102.21
General tax rate	10.19
Adjusted business personalty tax rate
Adjusted general tax rate
Current Taxes	
1967 taxes levied (total)	\$860,218.69
Collected in 1967	794,531.52
Per cent of levy collected	92.36
Transferred to liens	537.57
Adjustments	2,551.11
Balance December 31, 1967	\$62,598.49
All Prior Years Taxes Outstanding	
Balance January 1, 1967	\$77,139.12
Collected in 1967	70,176.75
Adjustments	-5,024.67
Balance December 31, 1967	\$1,937.70
Tax Title Liens Outstanding	
Balance January 1, 1967	\$1,880.93
Redeemed by cash	1,301.82
Adjustments	-537.57
Balance December 31, 1967	\$1,116.68
Property Acquired by Deed or Foreclosure	
Balance January 1, 1967	\$26,400.00
Sale for cash
Adjustments
Balance December 31, 1967	\$26,400.00

CAPITAL DEBT, DECEMBER 31, 1967

Authorized—Issued and Unissued		
	Gross Debt	Net Debt
School debt	\$743,000.00	
Self-liquidating debt ..	189,000.00	\$13,986.00
Other capital debt	29,500.00	29,500.00
	\$961,500.00	\$43,486.00
Per Cent	3.69	0.16
Per Capita	\$108.28	\$4.90

Issued and Outstanding

School debt	\$743,000.00
Self-liquidating debt	71,000.00
Other capital debt	25,200.00
	\$539,200.00

Equalized Valuation Basis \$26,043,235.00

CURRENT FINANCES DECEMBER 31, 1967

Cash	\$121,706.21
Taxes receivable	64,536.19
Tax title liens	1,116.68
Foreclosed property	26,400.00
Other receivables	3,029.82
Emergencies and deferred charges ..	8,000.00
State road aid receivable	26,675.00
	\$251,463.90
Cash liabilities	\$74,384.26
Reserves for receivables	95,082.69
Surplus revenue	81,996.95
	\$251,463.90

PEAPACK-GLADSTONE BOROUGH—SOMERSET COUNTY

Population U. S. Census, 1960—1,804
Estimated Population, 1967—1,960

Land Area 5.90 sq. mi.

Net Valuation Taxable \$7,414,970
Equalized Valuation \$17,312,218

EXPENDITURES FOR 1967

General Government	
Administrative and executive	\$27,485.00
Assessment and collection of taxes	4,883.00
Financial administration	1,833.00
Public Safety	
Fire protection	6,170.00
Police protection	30,992.00
Other protection	830.00
Civil defense and disaster control	220.00
Streets and Roads	
Repairs and maintenance	23,015.00
Street lighting	4,200.00
Sanitation	
Street cleaning
Garbage and trash removal
Sanitary sewers
Health and Welfare	
Health services	4,205.00
Welfare—public assistance	650.00
Hospitals	400.00
Recreation	
Beaches and boardwalks
Parks and playgrounds
Other recreational services	4,610.00
Education (excl. school districts)	
Libraries	1,500.00
Other educational services	75.00
Statutory Expenditures	
.....	5,300.00
Unclassified Purposes	
.....	200.00
Total Municipal Functions	\$116,568.00
Per Capita—Municipal Functions	
.....	\$59.47
Capital Improvements	
.....	33,550.00
Debt Service	
Principal payments
Interest payments
Per Capita—Debt Service	
.....
Deferred Charges	
.....	16,000.00
Total Municipal Expenditures	\$166,118.00
Required Payments for Local School, County, and Special District Taxes	
.....	277,286.72
TOTAL EXPENDITURES	\$443,404.72
Reserve for Uncollected Taxes...	
.....	\$50,322.00
GRAND TOTAL	\$493,726.72

REVENUES REALIZED IN 1967

Surplus revenue appropriated	\$76,500.00
Miscellaneous revenues realized ..	35,295.88
State aid revenues realized	14,545.00
Delinquent tax and lien collections ..	8,499.39
Current tax collections	377,441.98
Emergency borrowings
TOTAL REVENUES	\$512,282.25

CAPITAL OUTLAY (BY ORDINANCE) 1967

Beaches and boardwalks
Buildings and equipment	\$36,418.75
Parks and playgrounds
Sanitary sewers
Streets and roads
Water supply	2,461.42
Other purposes	600.00
.....	\$39,480.17

TAXES

Local school taxes	\$207,232.00
County taxes	70,054.72
Special district taxes
.....	\$277,286.72
Local purpose taxes	99,395.00
Veteran and senior citizen tax ..	9,930.00
Total tax levy (for rate purposes)	\$386,611.72
Per Capita Total Tax Levy ...	
.....	\$107.25
General tax rate
Adjusted business personalty tax rate	8.85
Adjusted general tax rate	5.08
Current Taxes	
1967 taxes levied (total)	\$381,800.84
Collected in 1967	377,441.98
Per cent of levy col-lected	98.85
Transferred to liens
Adjustments	1,746.24
Balance December 31, 1967	\$2,612.62
All Prior Years Taxes Outstanding	
Balance January 1, 1967	\$8,973.93
Collected in 1967	8,499.39
Adjustments	—413.49
Balance December 31, 1967	\$61.05
Tax Title Liens Outstanding	
Balance January 1, 1967
Redeemed by cash
Adjustments
Balance December 31, 1967
Property Acquired by Deed or Foreclosure	
Balance January 1, 1967
Sale for cash
Adjustments
Balance December 31, 1967

CAPITAL DEBT, DECEMBER 31, 1967

Authorized—Issued and Unissued

	Gross Debt	Net Debt
School debt	\$44,000.00
Self-liquidating debt ..	\$49,200.00	\$320,000.00
Other capital debt
.....	\$893,200.00	\$320,000.00
Per Cent	5.31	1.90
Per Capita	\$455.71	\$163.27

Issued and Outstanding

School debt	\$44,000.00
Self-liquidating debt	\$49,200.00
Other capital debt
.....	\$893,200.00

Equalized Valuation Basis \$16,814,265.00

CURRENT FINANCES DECEMBER 31, 1967

Cash	\$144,763.79
Taxes receivable	2,673.67
Tax title liens
Foreclosed property
Other receivables	1,636.53
Emergencies and deferred charges ..	5,000.00
State road aid receivable	11,901.60
.....	\$165,974.99
Cash liabilities	\$18,592.03
Reserves for receivables	4,310.20
Surplus revenue	143,072.71
.....	\$165,974.99

PEMBERTON BOROUGH—BURLINGTON COUNTY

Population U. S. Census, 1960—1,250
Estimated Population, 1967—1,740

Land Area 0.71 sq. mi.

Net Valuation Taxable \$4,688,450
Equalized Valuation \$4,751,628

EXPENDITURES FOR 1967

General Government	
Administrative and executive	\$15,900.00
Assessment and collection of taxes	2,840.00
Financial administration	1,150.00
Public Safety	
Fire protection	3,750.00
Police protection	14,870.00
Other protection	555.00
Civil defense and disaster control	350.00
Streets and Roads	
Repairs and maintenance	8,190.00
Street lighting	3,450.00
Sanitation	
Street cleaning
Garbage and trash removal	8,400.00
Sanitary sewers
Health and Welfare	
Health services	350.00
Welfare—public assistance	560.00
Hospitals
Recreation	
Beaches and boardwalks
Parks and playgrounds	2,015.00
Other recreational services
Education (excl. school districts)	
Libraries	1,500.00
Other educational services
Statutory Expenditures	
.....	1,075.00
Unclassified Purposes	
.....	30.00
Total Municipal Functions	\$64,985.00
Per Capita—Municipal Functions	
.....	\$37.35
Capital Improvements	
.....	3,370.00
Debt Service	
Principal payments	\$1,000.00
Interest payments	12.50
Per Capita—Debt Service	\$0.58
Deferred Charges	
.....	1,192.36
Total Municipal Expenditures	\$70,559.86
Required Payments for Local School, County, and Special District Taxes	
.....	101,756.30
TOTAL EXPENDITURES	\$172,316.16
Reserve for Uncollected Taxes...	
.....	\$23,727.64
GRAND TOTAL	\$196,043.80

REVENUES REALIZED IN 1967

Surplus revenue appropriated	\$15,000.00
Miscellaneous revenues realized ..	27,131.45
State aid revenues realized	3,722.00
Delinquent tax and lien collections ..	22,144.33
Current tax collections	111,143.82
Emergency borrowings

TOTAL REVENUES \$179,141.60

CAPITAL OUTLAY (BY ORDINANCE) 1967

Beaches and boardwalks
Buildings and equipment
Parks and playgrounds
Sanitary sewers
Streets and roads
Water supply	\$6,740.20
Other purposes
	\$6,740.20

TAXES

Local school taxes	\$78,677.00
County taxes	23,079.30
Special district taxes
	\$101,756.30
Local purpose taxes	35,800.00
Veteran and senior citizen tax	7,270.00
Total tax levy (for rate purposes)	\$144,826.30
Per Capita Total Tax Levy ...	
.....	\$83.23
General tax rate	2.05
Adjusted business personalty tax rate
Adjusted general tax rate
Current Taxes	
1967 taxes levied (total)	\$137,556.30
Collected in 1967	111,143.92
Per cent of levy collected	80.79
Transferred to liens
Adjustments	822.04
Balance December 31, 1967	\$25,590.44
All Prior Years Taxes Outstanding	
Balance January 1, 1967	\$20,898.07
Collected in 1967	19,600.58
Adjustments	—1,284.89
Balance December 31, 1967	\$12.60
Tax Title Liens Outstanding	
Balance January 1, 1967	\$2,543.75
Redeemed by cash	2,543.75
Adjustments
Balance December 31, 1967
Property Acquired by Deed or Foreclosure	
Balance January 1, 1967
Sale for cash
Adjustments
Balance December 31, 1967

CAPITAL DEBT, DECEMBER 31, 1967

Authorized—Issued and Unissued		
	Gross Debt	Net Debt
School debt	\$120,000.00	\$3,260.00
Self-liquidating debt ..	171,750.00
Other capital debt
	\$291,750.00	\$3,260.00
Per Cent	7.49	0.08
Per Capita	\$167.67	\$1.87

Issued and Outstanding

School debt	\$120,000.00
Self-liquidating debt	129,000.00
Other capital debt
	\$249,000.00

Equalized Valuation Basis \$3,891,328.00

CURRENT FINANCES DECEMBER 31, 1967

Cash	\$35,112.42
Taxes receivable	25,603.04
Tax title liens
Foreclosed property
Other receivables	218.27
Emergencies and deferred charges ..	1,692.35
State road aid receivable	2,581.00
	\$65,207.08
Cash liabilities	\$13,337.38
Reserves for receivables	25,821.31
Surplus revenue	26,048.39
	\$65,207.08

PEMBERTON TOWNSHIP—BURLINGTON COUNTY

Population U. S. Census, 1960—13,726
Estimated Population, 1967—17,110

Land Area 64.51 sq. mi.

Net Valuation Taxable \$38,850,775
Equalized Valuation \$44,561,693

EXPENDITURES FOR 1967

General Government	
Administrative and executive	\$79,150.00
Assessment and collection of taxes	61,775.00
Financial administration	10,800.00
Public Safety	
Fire protection	28,100.00
Police protection	190,200.00
Other protection	3,800.00
Civil defense and disaster control	7,500.00
Streets and Roads	
Repairs and maintenance	129,075.00
Street lighting	24,290.00
Sanitation	
Street cleaning	14,350.00
Garbage and trash removal
Sanitary sewers
Health and Welfare	
Health services	7,800.00
Welfare—public assistance	15,400.00
Hospitals
Recreation	
Beaches and boardwalks
Parks and playgrounds
Other recreational services	19,250.00
Education (excl. school districts)	
Libraries	10,150.00
Other educational services	500.00
Statutory Expenditures	15,735.62
Unclassified Purposes	300.00
Total Municipal Functions	\$618,085.62
Per Capita—Municipal Functions	\$36.12
Capital Improvements	96,800.00
Debt Service	10,000.00
Principal payments
Interest payments ..	\$10,000.00
Per Capita—Debt Service	\$0.58
Deferred Charges	2,876.03
Total Municipal Expenditures	\$727,761.65
Required Payments for Local School, County, and Special District Taxes	495,126.84
TOTAL EXPENDITURES	\$1,222,888.49
Reserve for Uncollected Taxes...	\$77,660.97
GRAND TOTAL	\$1,300,549.46

REVENUES REALIZED IN 1967

Surplus revenue appropriated	\$110,000.00
Miscellaneous revenues realized ..	393,324.48
State aid revenues realized	79,195.00
Delinquent tax and lien collections ..	70,113.04
Current tax collections	688,651.78
Emergency borrowings
TOTAL REVENUES	\$1,341,284.30

CAPITAL OUTLAY (BY ORDINANCE) 1967

Beaches and boardwalks
Buildings and equipment	\$97,337.86
Parks and playgrounds	28,139.27
Sanitary sewers
Streets and roads
Water supply
Other purposes
.....	\$125,477.13

TAXES

Local school taxes	\$278,860.41
County taxes	216,266.43
Special district taxes
.....	\$495,126.84
Local purpose taxes	242,592.00
Veteran and senior citizen tax ...	58,010.00
Total tax levy (for rate purposes)	\$795,728.84
Per Capita Total Tax Levy	\$46.51
General tax rate	2.05
Adjusted business personalty tax rate
Adjusted general tax rate
Current Taxes	
1967 taxes levied (total)	\$758,440.59
Collected in 1967	688,651.78
Per cent of levy col-lected	90.79
Transferred to liens	4,400.00
Adjustments	4,000.00
Balance December 31, 1967	\$61,388.81
All Prior Years Taxes Outstanding	
Balance January 1, 1967	\$64,502.59
Collected in 1967	62,700.03
Adjustments	—1,500.00
Balance December 31, 1967	\$302.56
Tax Title Liens Outstanding	
Balance January 1, 1967	\$170,379.85
Redeemed by cash	7,413.31
Adjustments	+4,400.00
Balance December 31, 1967	\$167,366.84
Property Acquired by Deed or Foreclosure	
Balance January 1, 1967	\$15,515.70
Sale for cash	25,415.00
Adjustments	+18,730.00
Balance December 31, 1967	\$8,830.70

CAPITAL DEBT, DECEMBER 31, 1967

Authorized—Issued and Unissued

	Gross Debt	Net Debt
School debt	\$3,435,000.00	\$1,759,235.00
Self-liquidating debt ..	95,664.00
Other capital debt	267,830.00	267,830.00
.....	\$3,789,494.00	\$2,027,065.00
Per Cent	9.04	4.83
Per Capita	\$221.48	\$118.47

Issued and Outstanding

School debt	\$1,135,000.00
Self-liquidating debt	93,500.00
Other capital debt	261,000.00
.....	\$1,489,500.00

Equalized Valuation Basis \$41,894,117.00

CURRENT FINANCES DECEMBER 31, 1967

Cash	\$296,769.20
Taxes receivable	61,691.37
Tax title liens	167,366.84
Foreclosed property	8,830.70
Other receivables	15,501.92
Emergencies and deferred charges ..	5,920.93
State road aid receivable	72,191.00
.....	\$628,271.96
Cash liabilities	\$234,738.87
Reserves for receivables	253,390.83
Surplus revenue	140,142.26
.....	\$628,271.96

PENNINGTON BOROUGH—MERCER COUNTY

Population U. S. Census, 1960—2,063
Estimated Population, 1967—2,220

Land Area 0.99 sq. mi.

Net Valuation Taxable \$6,522,983
Equalized Valuation \$14,639,318

EXPENDITURES FOR 1967

General Government	
Administrative and executive	\$2,980.69
Assessment and collection of taxes	6,015.00
Financial administration	1,300.00
Public Safety	
Fire protection	6,356.00
Police protection	20,438.00
Other protection	675.00
Civil defense and disaster control	300.00
Streets and Roads	
Repairs and maintenance	34,440.00
Street lighting	3,901.00
Sanitation	
Street cleaning	9,094.31
Garbage and trash removal
Sanitary sewers
Health and Welfare	
Health services	2,400.00
Welfare—public assistance	175.00
Hospitals
Recreation	
Beaches and boardwalks
Parks and playgrounds	2,875.00
Other recreational services
Education (excl. school districts)	
Libraries	3,350.00
Other educational services	400.00
Statutory Expenditures	3,020.00
Unclassified Purposes	200.00
Total Municipal Functions	\$117,920.00
Per Capita—Municipal Functions	\$53.12
Capital Improvements	21,700.00
Debt Service	200.00
Principal payments
Interest payments	\$200.00
Per Capita—Debt Service	\$0.09
Deferred Charges	72.48
Total Municipal Expenditures	\$138,892.48
Required Payments for Local School, County, and Special District Taxes	
	412,686.17
TOTAL EXPENDITURES	\$552,578.65
Reserve for Uncollected Taxes...	\$45,329.09
GRAND TOTAL	\$597,907.74

REVENUES REALIZED IN 1967

Surplus revenue appropriated	\$31,800.00
Miscellaneous revenues realized	34,052.28
State and revenues realized	19,205.64
Delinquent tax and lien collections	20,356.06
Current tax collections	480,894.29
Emergency borrowings

TOTAL REVENUES \$586,308.27

CAPITAL OUTLAY (BY ORDINANCE) 1967

Benches and boardwalks
Buildings and equipment	\$2,485.00
Parks and playgrounds
Sanitary sewers	15,500.00
Streets and roads
Water supply
Other purposes
	\$17,985.00

TAXES

Local school taxes	\$300,247.40
County taxes	112,438.77
Special district taxes
	\$412,686.17
Local purpose taxes	89,421.57
Veteran and senior citizen tax	14,010.00
Total tax levy (for rate purposes)	\$510,117.74
Per Capita Total Tax Levy ...	
General tax rate	\$220.78
Adjusted business personalty tax rate	10.08
Adjusted general tax rate	7.68
Current Taxes	
1967 taxes levied (total)	\$497,334.62
Collected in 1967	480,894.29
Per cent of levy collected	96.69
Transferred to liens	1,017.60
Adjustments	173.60
Balance December 31, 1967	\$15,249.13
All Prior Years Taxes Outstanding	
Balance January 1, 1967	\$23,497.75
Collected in 1967	20,356.06
Adjustments	+799.88
Balance December 31, 1967	\$3,941.37
Tax Title Liens Outstanding	
Balance January 1, 1967	\$4,003.15
Redeemed by cash
Adjustments	+1,017.60
Balance December 31, 1967	\$5,020.75
Property Acquired by Deed or Foreclosure	
Balance January 1, 1967	\$2,210.00
Sale for cash
Adjustments
Balance December 31, 1967	\$2,210.00

CAPITAL DEBT, DECEMBER 31, 1967

Authorized—Issued and Unissued		
	Gross Debt	Net Debt
School debt	\$486,259.00
Self-liquidating debt	87,000.00
Other capital debt
	\$573,259.00
Per Cent	4.10
Per Capita	\$258.22
Issued and Outstanding		
School debt	\$398,566.00
Self-liquidating debt	72,000.00
Other capital debt
	\$470,566.00

Equalized Valuation Basis \$13,964,267.00

CURRENT FINANCES DECEMBER 31, 1967

Cash	\$87,614.31
Taxes receivable	19,190.50
Tax title liens	5,020.75
Foreclosed property	2,210.00
Other receivables
Emergencies and deferred charges
State road aid receivable	35,922.76
	\$149,958.32
Cash liabilities	\$51,289.41
Reserves for receivables	26,421.25
Surplus revenue	72,247.66
	\$149,958.32

PENNSAUKEN TOWNSHIP—CAMDEN COUNTY

Population U. S. Census, 1960—33,771	Land Area 10.21 sq. mi.	Net Valuation Taxable \$111,608,300
Estimated Population, 1967—38,550		Equalized Valuation \$231,467,213

EXPENDITURES FOR 1967		TAXES	
General Government		Local school taxes	\$3,066,981.86
Administrative and executive	\$138,805.00	County taxes	1,800,460.57
Assessment and collection of taxes	61,735.00	Special district taxes
Financial administration	22,730.00		<u>\$4,867,442.43</u>
Public Safety		Local purpose taxes	1,153,753.20
Fire protection	118,250.00	Veteran and senior citizen tax ..	242,582.00
Police protection	474,163.00		
Other protection	7,500.00	Total tax levy (for rate purposes)	<u>\$6,263,777.63</u>
Civil defense and disaster control	7,000.00		
Streets and Roads		Per Capita Total Tax Levy ...	<u>\$162.48</u>
Repairs and maintenance	151,200.00	General tax rate
Street lighting	102,000.00	Adjusted business personalty tax rate	9.80
Sanitation		Adjusted general tax rate	5.28
Street cleaning	Current Taxes	
Garbage and trash removal	330,000.00	1967 taxes levied (total)	\$6,102,215.70
Sanitary sewers	Collected in 1967	5,906,548.16
Health and Welfare		Per cent of levy collected	96.79
Health services	26,780.00	Transferred to liens
Welfare—public assistance	16,655.00	Adjustments
Hospitals	Balance December 31, 1967	<u>\$195,667.54</u>
Recreation		All Prior Years Taxes Outstanding	
Beaches and boardwalks	Balance January 1, 1967	\$189,640.75
Parks and playgrounds	53,790.00	Collected in 1967	130,063.90
Other recreational services	27,305.00	Adjustments
Education (excl. school districts)		Balance December 31, 1967	<u>\$59,576.85</u>
Libraries	58,899.08	Tax Title Liens Outstanding	
Other educational services	3,700.00	Balance January 1, 1967	\$17,552.13
Statutory Expenditures		Redeemed by cash	2,541.17
.....	63,295.60	Adjustments
Unclassified Purposes		Balance December 31, 1967	<u>\$15,010.96</u>
.....	23,000.00	Property Acquired by Deed or Foreclosure	
Total Municipal Functions	<u>\$1,686,717.68</u>	Balance January 1, 1967	\$282,327.50
Per Capita—Municipal Functions	<u>\$43.75</u>	Sale for cash	55,462.38
Capital Improvements	97,235.54	Adjustments
Debt Service	163,324.85	Balance December 31, 1967	<u>\$226,865.12</u>
Principal payments ..	\$84,000.00	CAPITAL DEBT, DECEMBER 31, 1967	
Interest payments ..	79,324.85	Authorized—Issued and Unissued	
Per Capita—Debt Service	<u>\$4.24</u>		
Deferred Charges	81,395.35		
Total Municipal Expenditures	<u>\$2,028,673.42</u>		
Required Payments for Local School, County, and Special District Taxes	4,867,442.43		
TOTAL EXPENDITURES	<u>\$6,896,115.85</u>		
Reserve for Uncollected Taxes ..	\$211,164.99		
GRAND TOTAL	<u>\$7,107,280.84</u>		
REVENUES REALIZED IN 1967			
Surplus revenue appropriated ...	\$168,356.37		
Miscellaneous revenues realized ..	826,186.48		
State aid revenues realized	97,541.67		
Delinquent tax and lien collections ..	132,605.07		
Current tax collections	5,906,548.16		
Emergency borrowings		
TOTAL REVENUES	<u>\$7,131,237.75</u>		
CAPITAL OUTLAY (BY ORDINANCE) 1967			
Beaches and boardwalks		
Buildings and equipment	\$63,227.63		
Parks and playgrounds		
Sanitary sewers		
Streets and roads	14,387.98		
Water supply	400.00		
Other purposes	37,044.15		
	<u>\$115,059.76</u>		

PENNS GROVE BOROUGH—SALEM COUNTY

Population U. S. Census, 1960—6,176
Estimated Population, 1967—6,370

Land Area 0.78 sq. mi.

Net Valuation Taxable \$5,315,952
Equalized Valuation \$16,047,566

EXPENDITURES FOR 1967

General Government	
Administrative and executive	\$44,304.03
Assessment and collection of taxes	10,335.10
Financial administration	3,350.00
Public Safety	
Fire protection	32,903.13
Police protection	66,957.09
Other protection	1,500.00
Civil defense and disaster control
Streets and Roads	
Repairs and maintenance	24,765.95
Street lighting	19,700.00
Sanitation	
Street cleaning	4,175.45
Garbage and trash removal	15,000.00
Sanitary sewers
Health and Welfare	
Health services	5,947.34
Welfare—public assistance	4,250.00
Hospitals	1,000.00
Recreation	
Beaches and boardwalks
Parks and playgrounds
Other recreational services
Education (excl. school districts)	
Libraries	6,800.00
Other educational services	700.00
Statutory Expenditures	13,187.52
Unclassified Purposes	1,000.00
Total Municipal Functions	\$255,525.61
Per Capita—Municipal Functions	\$40.11
Capital Improvements	16,985.30
Debt Service	800.00
Principal payments
Interest payments	\$800.00
Per Capita—Debt Service	\$0.13
Deferred Charges	5,850.00
Total Municipal Expenditures	\$279,160.91
Required Payments for Local School, County, and Special District Taxes	
.....	408,154.80
TOTAL EXPENDITURES	\$687,315.71
Reserve for Uncollected Taxes...	\$65,205.73
GRAND TOTAL	\$752,521.44

REVENUES REALIZED IN 1967

Surplus revenue appropriated	\$50,000.00
Miscellaneous revenues realized ..	93,262.20
State aid revenues realized	24,045.80
Delinquent tax and lien collections ..	44,728.30
Current tax collections	495,800.57
Emergency borrowings
TOTAL REVENUES	\$707,836.87

CAPITAL OUTLAY (BY ORDINANCE) 1967

Beaches and boardwalks
Buildings and equipment
Parks and playgrounds
Sanitary sewers
Streets and roads
Water supply
Other purposes

TAXES

Local school taxes	\$301,150.08
County taxes	107,004.72
Special district taxes
.....	\$408,154.80
Local purpose taxes	144,543.73
Veteran and senior citizen tax ...	21,370.00
Total tax levy (for rate purposes)	\$574,068.53
Per Capita Total Tax Levy ...	
.....	\$90.12
General tax rate
Adjusted business personalty tax rate	15.91
Adjusted general tax rate	10.19
Current Taxes	
1967 taxes levied (total)	\$554,591.10
Collected in 1967	495,800.57
Per cent of levy collected	89.39
Transferred to liens	8,491.20
Adjustments	894.35
Balance December 31, 1967	\$49,404.98
All Prior Years Taxes Outstanding	
Balance January 1, 1967	\$40,063.67
Collected in 1967	35,284.03
Adjustments	-2,998.09
Balance December 31, 1967	\$1,781.55
Tax Title Liens Outstanding	
Balance January 1, 1967	\$26,005.16
Redeemed by cash	9,444.27
Adjustments	+1,196.44
Balance December 31, 1967	\$17,757.33
Property Acquired by Deed or Foreclosure	
Balance January 1, 1967	\$400.00
Sale for cash	3,245.00
Adjustments	+5,700.00
Balance December 31, 1967	\$2,855.00

CAPITAL DEBT, DECEMBER 31, 1967

Authorized—Issued and Unissued

	Gross Debt	Net Debt
School debt	\$179,473.00
Self-liquidating debt
Other capital debt
.....	\$179,473.00
Per Cent	1.20
Per Capita	\$28.17

Issued and Outstanding

School debt	\$179,471.00
Self-liquidating debt
Other capital debt
.....	\$179,471.00

Equalized Valuation Basis \$14,910,443.00

CURRENT FINANCES DECEMBER 31, 1967

Cash	\$48,051.42
Taxes receivable	51,186.53
Tax title liens	17,757.33
Foreclosed property	2,855.00
Other receivables	7,716.33
Emergencies and deferred charges ..	29,338.14
State road aid receivable	21,090.00
.....	\$177,994.75
Cash liabilities	\$35,377.23
Reserves for receivables	79,515.11
Surplus revenue	63,102.34
.....	\$177,994.75

PENNSVILLE TOWNSHIP—SALEM COUNTY

Population U. S. Census, 1960—10,417	Land Area 23.95 sq. mi.	Net Valuation Taxable \$29,444,116
Estimated Population, 1967—13,610		Equalized Valuation \$144,372,376

EXPENDITURES FOR 1967

General Government	
Administrative and executive	\$102,947.07
Assessment and collection of taxes	31,986.14
Financial administration	12,993.75
Public Safety	
Fire protection	30,957.00
Police protection	175,600.00
Other protection	3,865.00
Civil defense and disaster control	1,835.00
Streets and Roads	
Repairs and maintenance	201,700.00
Street lighting	53,500.00
Sanitation	
Street cleaning	18,500.00
Garbage and trash removal	38,600.00
Sanitary sewers	147,470.57
Health and Welfare	
Health services	27,292.63
Welfare—public assistance	9,535.00
Hospitals	3,000.00
Recreation	
Beaches and boardwalks	1,502.78
Parks and playgrounds	7,900.00
Other recreational services
Education (excl. school districts)	
Libraries	11,000.00
Other educational services	3,800.00
Statutory Expenditures	36,399.00
Unclassified Purposes	400.00
Total Municipal Functions	\$925,833.94
Per Capita—Municipal Functions	\$68.03
Capital Improvements	127,800.69
Debt Service	
Principal payments
Interest payments
Per Capita—Debt Service
Deferred Charges	95,257.29
Total Municipal Expenditures	\$1,148,891.92
Required Payments for Local School, County, and Special District Taxes	
.....	3,554,485.23
TOTAL EXPENDITURES	\$4,703,377.15
Reserve for Uncollected Taxes	\$151,002.87
GRAND TOTAL	\$4,854,380.02

REVENUES REALIZED IN 1967	
Surplus revenue appropriated	\$161,500.00
Miscellaneous revenues realized ..	1,037,398.24
State aid revenues realized	61,112.00
Delinquent tax and lien collections ..	103,209.33
Current tax collections	3,553,283.45
Emergency borrowings

TOTAL REVENUES \$4,016,503.02

CAPITAL OUTLAY (BY ORDINANCE) 1967

Beaches and boardwalks
Buildings and equipment
Parks and playgrounds
Sanitary sewers
Streets and roads
Water supply	\$350.00
Other purposes
	<u><u>\$350.00</u></u>

TAXES

Local school taxes	\$2,588,258.55
County taxes	966,226.68
Special district taxes
	<u><u>\$3,554,485.23</u></u>
Local purpose taxes	128,478.77
Veteran and senior citizen tax ...	66,770.00
Total tax levy (for rate purposes)	\$3,749,734.00
Per Capita Total Tax Levy	
General tax rate
Adjusted business personalty tax rate	21.74
Adjusted general tax rate	9.17
Current Taxes	
1967 taxes levied (total)	\$3,687,755.92
Collected in 1967	3,553,283.45
Per cent of levy collected	96.35
Transferred to liens	3,903.21
Adjustments	2,543.13
Balance December 31, 1967	<u><u>\$128,026.13</u></u>
All Prior Years Taxes Outstanding	
Balance January 1, 1967	\$106,942.06
Collected in 1967	101,160.54
Adjustments	-3,043.10
Balance December 31, 1967	<u><u>\$2,738.42</u></u>
Tax Title Liens Outstanding	
Balance January 1, 1967	\$12,377.90
Redeemed by cash	2,048.79
Adjustments	+5,529.79
Balance December 31, 1967	<u><u>\$15,858.90</u></u>
Property Acquired by Deed or Foreclosure	
Balance January 1, 1967	\$16,785.00
Sale for cash	19,930.00
Adjustments	+19,930.00
Balance December 31, 1967	<u><u>\$16,785.00</u></u>

CAPITAL DEBT, DECEMBER 31, 1967

Authorized—Issued and Unissued

	Gross Debt	Net Debt
School debt	\$3,849,000.00	
Self-liquidating debt ..	511,000.00	\$398,029.00
Other capital debt
	<u><u>\$4,360,000.00</u></u>	<u><u>\$398,029.00</u></u>
Per Cent	4.30	0.39
Per Capita	<u><u>\$320.35</u></u>	<u><u>\$20.25</u></u>

Issued and Outstanding

School debt	\$1,778,000.00
Self-liquidating debt	511,000.00
Other capital debt
	<u><u>\$2,289,000.00</u></u>

Equalized Valuation Basis \$101,168,865.00

CURRENT FINANCES DECEMBER 31, 1967

Cash	\$391,347.75
Taxes receivable	130,764.55
Tax title liens	15,858.90
Foreclosed property	16,785.00
Other receivables	11,334.86
Emergencies and deferred charges
State road aid receivable	54,456.00
	<u><u>\$620,547.06</u></u>
Cash liabilities	\$95,678.77
Reserves for receivables	174,743.31
Surplus revenue	350,124.98
	<u><u>\$620,547.06</u></u>

PEQUANNOCK TOWNSHIP—MORRIS COUNTY

Population U. S. Census, 1960—10,553
Estimated Population, 1967—13,880

Land Area 6.60 sq. mi.

Net Valuation Taxable \$34,625,600
Equalized Valuation \$99,385,202

EXPENDITURES FOR 1967

General Government	
Administrative and executive	\$153,474.34
Assessment and collection of taxes	27,290.00
Financial administration	10,930.00
Public Safety	
Fire protection	44,500.00
Police protection	166,965.00
Other protection	18,750.00
Civil defense and disaster control	2,100.00
Streets and Roads	
Repairs and maintenance	108,653.00
Street lighting	24,500.00
Sanitation	
Street cleaning
Garbage and trash removal
Sanitary sewers
Health and Welfare	
Health services	42,802.05
Welfare—public assistance	4,175.00
Hospitals	2,000.00
Recreation	
Beaches and boardwalks
Parks and playgrounds	26,825.00
Other recreational services
Education (excl. school districts)	
Libraries	54,600.00
Other educational services	2,626.89
Statutory Expenditures	36,193.45
Unclassified Purposes	1,500.00
Total Municipal Functions	\$727,884.73
Per Capita—Municipal Functions	\$52.44
Capital Improvements	146,102.50
Debt Service	
Principal payments
Interest payments
Per Capita—Debt Service
Deferred Charges	15,016.27
Total Municipal Expenditures	\$889,003.50
Required Payments for Local School, County, and Special District Taxes	
	2,317,036.00
TOTAL EXPENDITURES	\$3,206,039.50
Reserve for Uncollected Taxes...	\$185,939.15
GRAND TOTAL	\$3,391,978.65

REVENUES REALIZED IN 1967

Surplus revenue appropriated	\$243,000.00
Miscellaneous revenues realized ..	297,011.77
State aid revenues realized	30,299.00
Delinquent tax and lien collections ..	37,728.61
Current tax collections	2,794,950.29
Emergency borrowings

TOTAL REVENUES \$3,402,989.67

CAPITAL OUTLAY (BY ORDINANCE) 1967

Beaches and boardwalks
Buildings and equipment
Parks and playgrounds
Sanitary sewers	\$187,433.33
Streets and roads	6,899.10
Water supply	12,889.50
Other purposes	6,000.00
Total	\$213,221.93

TAXES

Local school taxes	\$1,955,796.00
County taxes	361,240.00
Special district taxes
Total	\$2,317,036.00
Local purpose taxes	487,921.42
Veteran and senior citizen tax ...	84,970.00
Total tax levy (for rate purposes)	\$2,889,927.42
Per Capita Total Tax Levy	\$208.21
General tax rate
Adjusted business personalty tax rate	11.30
Adjusted general tax rate	8.24
Current Taxes	
1967 taxes levied (total)	\$2,859,847.17
Collected in 1967	2,794,950.29
Per cent of levy collected	97.73
Transferred to liens	1,021.76
Adjustments	1,100.00
Balance December 31, 1967	\$62,775.12
All Prior Years Taxes Outstanding	
Balance January 1, 1967	\$44,175.89
Collected in 1967	37,247.30
Adjustments	+222.07
Balance December 31, 1967	\$7,150.66
Tax Title Liens Outstanding	
Balance January 1, 1967	\$10,490.49
Redeemed by cash	481.31
Adjustments	+1,021.76
Balance December 31, 1967	\$11,030.94
Property Acquired by Deed or Foreclosure	
Balance January 1, 1967	\$9,060.00
Sale for cash
Adjustments
Balance December 31, 1967	\$9,060.00

CAPITAL DEBT, DECEMBER 31, 1967

Authorized—Issued and Unissued		
	Gross Debt	Net Debt
School debt	\$4,313,000.00	\$747,482.00
Self-liquidating debt ..	371,000.00
Other capital debt
	\$4,684,000.00	\$747,482.00
Per Cent	5.25	0.83
Per Capita	\$337.46	\$53.85

Issued and Outstanding

School debt	\$1,615,000.00
Self-liquidating debt	371,000.00
Other capital debt
Total	\$1,986,000.00

Equalized Valuation Basis \$89,137,938.00

CURRENT FINANCES DECEMBER 31, 1967

Cash	\$533,883.82
Taxes receivable	69,925.78
Tax title liens	11,030.94
Foreclosed property	9,060.00
Other receivables	8,621.63
Emergencies and deferred charges ..	8,437.30
State road aid receivable	36,836.57
Total	\$677,796.04
Cash liabilities	\$198,767.49
Reserves for receivables	98,638.35
Surplus revenue	380,390.20
Total	\$677,796.04

PERTH AMBOY CITY—MIDDLESEX COUNTY

Population U. S. Census, 1960—38,007
Estimated Population, 1967—40,250

Land Area 4.60 sq. mi.

Net Valuation Taxable \$61,732,670
Equalized Valuation \$247,983,714

EXPENDITURES FOR 1967

General Government	
Administrative and executive	\$688,455.84
Assessment and collection of taxes ..	128,143.98
Financial administration	62,770.18
Public Safety	
Fire protection	538,355.00
Police protection	948,549.00
Other protection	27,585.00
Civil defense and disaster control ..	6,805.00
Streets and Roads	
Repairs and maintenance	50,915.00
Street lighting	150,322.00
Sanitation	
Street cleaning	404,356.00
Garbage and trash removal	332,317.00
Sanitary sewers	174,644.00
Health and Welfare	
Health services	133,373.90
Welfare—public assistance	140,793.06
Hospitals	25,000.00
Recreation	
Beaches and boardwalks	
Parks and playgrounds	186,502.00
Other recreational services	218,638.00
Education (excl. school districts)	
Libraries	113,559.00
Other educational services	10,000.00
Statutory Expenditures	
	514,674.86
Unclassified Purposes	
	15,000.00
Total Municipal Functions	\$4,870,757.86
Per Capita—Municipal Functions	
	\$121.01
Capital Improvements	
	147,000.00
Debt Service	
	*474,088.00
Principal payments ..	\$340,500.00
Interest payments ..	133,588.00
Per Capita—Debt Service	
	\$11.78
Deferred Charges	
	3,709.19
Total Municipal Expenditures	\$5,495,555.05
Required Payments for Local School, County, and Special District Taxes	
	4,600,483.13
TOTAL EXPENDITURES	\$10,096,038.18
Reserve for Uncollected Taxes...	
	\$615,000.00
GRAND TOTAL	\$10,711,038.18

REVENUES REALIZED IN 1967

Surplus revenue appropriated	\$650,000.00
Miscellaneous revenues realized ..	1,283,784.27
State aid revenues realized	121,845.70
Delinquent tax and lien collections ..	306,117.66
Current tax collections	8,546,852.43
Emergency borrowings	

TOTAL REVENUES \$10,908,600.06

CAPITAL OUTLAY (BY ORDINANCE) 1967

Beaches and boardwalks	\$102,751.84
Buildings and equipment	113,490.64
Parks and playgrounds	245,982.68
Sanitary sewers	
Streets and roads	
Water supply	25,452.56
Other purposes	136,879.50
	\$624,557.22

TAXES

Local school taxes	\$3,466,089.01
County taxes	1,234,572.12
Special district taxes	
	\$4,700,661.13
Local purpose taxes	4,262,922.00
Veteran and senior citizen tax ...	181,120.00
Total tax levy (for rate purposes)	\$9,144,703.13
Per Capita Total Tax Levy ...	
	\$227.20
General tax rate	
Adjusted business personalty tax rate	19.79
Adjusted general tax rate	14.28
Current Taxes	
1967 taxes levied (total)	\$9,003,098.57
Collected in 1967	8,546,852.43
Per cent of levy collected	94.93
Transferred to liens	
Adjustments	
Balance December 31, 1967	\$456,246.14
All Prior Years Taxes Outstanding	
Balance January 1, 1967	\$537,698.44
Collected in 1967	289,045.91
Adjustments	
Balance December 31, 1967	\$248,652.53
Tax Title Liens Outstanding	
Balance January 1, 1967	\$25,794.39
Redeemed by cash	17,071.75
Adjustments	
Balance December 31, 1967	\$8,722.64
Property Acquired by Deed or Foreclosure	
Balance January 1, 1967	\$101,433.00
Sale for cash	
Adjustments	
Balance December 31, 1967	\$101,433.00

CAPITAL DEBT, DECEMBER 31, 1967

Authorized—Issued and Unissued

	Gross Debt	Net Debt
School debt	\$1,603,000.00	
Self-liquidating debt ..	1,456,000.00	
Other capital debt	3,474,831.00	\$3,474,831.00
	\$6,533,831.00	\$3,474,831.00
Per Cent	3.56	1.89
Per Capita	\$162.33	\$86.33

Issued and Outstanding

School debt	\$1,593,000.60
Self-liquidating debt	687,000.00
Other capital debt	2,890,400.00
	\$5,170,400.00

Equalized Valuation Basis \$183,221,336.00

CURRENT FINANCES DECEMBER 31, 1967

Cash	\$1,293,488.18
Taxes receivable	704,893.67
Tax title liens	8,722.64
Foreclosed property	101,433.00
Other receivables	9,573.72
Emergencies and deferred charges ..	212,866.86
State road aid receivable	97,238.00
	\$2,428,221.07
Cash liabilities	\$408,028.34
Reserves for receivables	824,628.03
Surplus revenue	1,195,564.70
	\$2,428,221.07

* Includes \$100,178.00 Chapter VI School Debt Service.

PHILLIPSBURG TOWN—WARREN COUNTY

Population U. S. Census, 1960—18,502
Estimated Population, 1967—18,460

Land Area 3.70 sq. mi.

Net Valuation Taxable \$64,822,875
Equalized Valuation \$74,804,834

EXPENDITURES FOR 1967

General Government	
Administrative and executive	\$190,575.00
Assessment and collection of taxes	27,310.00
Financial administration	4,340.00
Public Safety	
Fire protection	40,700.00
Police protection	215,275.00
Other protection	18,500.00
Civil defense and disaster control	1,000.00
Streets and Roads	
Repairs and maintenance	160,600.00
Street lighting	32,700.00
Sanitation	
Street cleaning
Garbage and trash removal	40,770.00
Sanitary sewers	179,400.00
Health and Welfare	
Health services	20,900.00
Welfare—public assistance	20,400.00
Hospitals	5,000.00
Recreation	
Beaches and boardwalks
Parks and playgrounds	37,900.00
Other recreational services
Education (excl. school districts)	
Libraries	24,000.00
Other educational services
Statutory Expenditures	74,100.00
Unclassified Purposes	100.00
Total Municipal Functions	\$1,093,570.00
Per Capita—Municipal Functions	\$59.24
Capital Improvements	72,025.00
Debt Service	*266,609.25
Principal payments	\$205,000.00
Interest payments	61,609.25
Per Capita—Debt Service	\$14.44
Deferred Charges	40,400.00
Total Municipal Expenditures	\$1,472,604.25
Required Payments for Local School, County, and Special District Taxes	1,316,857.67
TOTAL EXPENDITURES	\$2,789,461.92
Reserve for Uncollected Taxes	\$232,999.75
GRAND TOTAL	\$3,022,461.67

REVENUES REALIZED IN 1967

Surplus revenue appropriated	\$270,000.00
Miscellaneous revenues realized	361,071.56
State aid revenues realized	161,664.30
Delinquent tax and lien collections	89,608.14
Current tax collections	2,152,205.02
Emergency borrowings

TOTAL REVENUES \$3,034,549.02

CAPITAL OUTLAY (BY ORDINANCE) 1967

Beaches and boardwalks
Buildings and equipment	\$110,890.00
Parks and playgrounds	1,500.00
Sanitary sewers	657.49
Streets and roads	32,283.51
Water supply
Other purposes
TOTAL	<u><u>\$145,331.00</u></u>

TAXES

Local school taxes	\$999,701.00
County taxes	489,607.17
Special district taxes
Total	<u><u>\$1,489,308.17</u></u>
Local purpose taxes	825,296.54
Veteran and senior citizen tax	115,070.00
Total tax levy (for rate purposes)	<u><u>\$2,429,674.71</u></u>
Per Capita Total Tax Levy	\$131.62
General tax rate	3.74
Adjusted business personalty tax rate
Adjusted general tax rate
Current Taxes	
1967 taxes levied (total)	\$2,353,025.04
Collected in 1967	2,152,205.02
Per cent of levy collected	91.46
Transferred to liens	3,234.27
Adjustments	981.52
Balance December 31, 1967	<u><u>\$196,604.23</u></u>
All Prior Years Taxes Outstanding	
Balance January 1, 1967	\$89,577.44
Collected in 1967	84,229.59
Adjustments	-5,074.59
Balance December 31, 1967	<u><u>\$2,273.26</u></u>
Tax Title Liens Outstanding	
Balance January 1, 1967	\$5,332.17
Redeemed by cash	5,378.55
Adjustments	+6,508.59
Balance December 31, 1967	<u><u>\$6,462.21</u></u>
Property Acquired by Deed or Foreclosure	
Balance January 1, 1967	\$94,450.00
Sale for cash	5,215.00
Adjustments	-27,760.00
Balance December 31, 1967	<u><u>\$61,475.00</u></u>

CAPITAL DEBT, DECEMBER 31, 1967

Authorized—Issued and Unissued

	Gross Debt	Net Debt
School debt	\$1,194,000.00
Self-liquidating debt
Other capital debt	2,618,090.00	\$2,611,086.00
	<u><u>\$3,812,090.00</u></u>	<u><u>\$2,611,086.00</u></u>
Per Cent	6.24	4.27
Per Capita	\$206.51	\$141.45

Issued and Outstanding

School debt	\$1,194,000.00
Self-liquidating debt
Other capital debt	550,000.00
Total	<u><u>\$1,744,000.00</u></u>

Equalized Valuation Basis \$61,071,519.00

CURRENT FINANCES DECEMBER 31, 1967

Cash	\$860,037.36
Taxes receivable	198,877.49
Tax title liens	6,462.21
Foreclosed property	61,475.00
Other receivables	156,968.50
Emergencies and deferred charges	4,800.00
State road aid receivable	55,117.08
Total	<u><u>\$1,343,737.64</u></u>
Cash liabilities	\$621,923.82
Reserves for receivables	423,783.20
Surplus revenue	298,030.62
Total	<u><u>\$1,343,737.64</u></u>

* Includes \$172,450.50 Chapter VI School Debt Service.

PILESGROVE TOWNSHIP—SALEM COUNTY

Population U. S. Census, 1960—2,519
Estimated Population, 1967—3,020

Land Area 34.91 sq. mi.

Net Valuation Taxable \$4,701,820
Equalized Valuation \$18,135,355

EXPENDITURES FOR 1967

General Government	
Administrative and executive	\$18,700.00
Assessment and collection of taxes ..	6,400.00
Financial administration	2,900.00
Public Safety	
Fire protection	2,700.00
Police protection	6,130.00
Other protection	1,300.00
Civil defense and disaster control ..	500.00
Streets and Roads	
Repairs and maintenance	52,000.00
Street lighting	1,800.00
Sanitation	
Street cleaning
Garbage and trash removal	3,850.00
Sanitary sewers
Health and Welfare	
Health services	2,300.00
Welfare—public assistance	2,475.00
Hospitals	1,000.00
Recreation	
Beaches and boardwalks
Parks and playgrounds
Other recreational services
Education (excl. school districts)	
Libraries	700.00
Other educational services
Statutory Expenditures	1,900.00
Unclassified Purposes	400.00
Total Municipal Functions	\$105,025.00

Per Capita—Municipal Functions	\$34.78
Capital Improvements	48,600.00
Debt Service	
Principal payments
Interest payments
Per Capita—Debt Service	
Deferred Charges
Total Municipal Expenditures	\$153,625.00

Required Payments for Local School, County, and Special District Taxes	394,418.83
--	------------

TOTAL EXPENDITURES \$548,043.83

Reserve for Uncollected Taxes	\$54,000.00
-------------------------------------	-------------

GRAND TOTAL \$602,043.83

REVENUES REALIZED IN 1967

Surplus revenue appropriated	\$88,705.00
Miscellaneous revenues realized ..	72,246.10
State aid revenues realized	35,120.00
Delinquent tax and lien collections ..	26,987.19
Current tax collections	362,497.68
Emergency borrowings

TOTAL REVENUES \$585,535.97

CAPITAL OUTLAY (BY ORDINANCE) 1967

Beaches and boardwalks
Buildings and equipment
Parks and playgrounds
Sanitary sewers
Streets and roads
Water supply
Other purposes

TAXES

Local school taxes	\$273,073.71
County taxes	121,345.12
Special district taxes
Total	\$394,418.83
Local purpose taxes
Veteran and senior citizen tax	13,130.00
Total tax levy (for rate purposes) ..	\$407,548.83
Per Capita Total Tax Levy ...	
General tax rate
Adjusted business personalty tax rate	10.09
Adjusted general tax rate	8.61
Current Taxes	
1967 taxes levied (total)	\$396,481.26
Collected in 1967	362,497.68
Per cent of levy col-
lected	91.42
Transferred to liens	1,246.70
Adjustments	44.43
Balance December 31, 1967	\$32,736.88
All Prior Years Taxes Outstanding	
Balance January 1, 1967	\$26,769.92
Collected in 1967	25,811.63
Adjustments	44.43
Balance December 31, 1967	\$913.86
Tax Title Liens Outstanding	
Balance January 1, 1967	\$3,720.59
Redeemed by cash	1,155.56
Adjustments	+1,246.70
Balance December 31, 1967	\$3,811.73

Property Acquired by Deed or Foreclosure

Balance January 1, 1967
Sale for cash
Adjustments
Balance December 31, 1967

CAPITAL DEBT, DECEMBER 31, 1967

Authorized—Issued and Unissued

	Gross Debt	Net Debt
School debt	\$551,415.00
Self-liquidating debt
Other capital debt
	\$551,415.00
Per Cent	3.24
Per Capita	\$182.59

Issued and Outstanding

School debt	\$551,415.00
Self-liquidating debt
Other capital debt
	\$551,415.00

Equalized Valuation Basis \$16,972,194.00

CURRENT FINANCES DECEMBER 31, 1967

Cash	\$121,410.23
Taxes receivable	33,650.54
Tax title liens	3,811.73
Foreclosed property
Other receivables
Emergencies and deferred charges
State road aid receivable	30,648.00
	\$189,520.50
Cash liabilities	\$31,468.38
Reserves for receivables	37,462.27
Surplus revenue	120,589.85
	\$189,520.50

PINE BEACH BOROUGH—OCEAN COUNTY

Population U. S. Census, 1960—985
Estimated Population, 1967—1,200

Land Area 0.75 sq. mi.

Net Valuation Taxable \$8,817,315
Equalized Valuation \$10,287,678

EXPENDITURES FOR 1967

General Government	
Administrative and executive	\$10,592.09
Assessment and collection of taxes	3,818.08
Financial administration	1,200.00
Public Safety	
Fire protection	7,440.00
Police protection	12,253.09
Other protection	370.00
Civil defense and disaster control	107.50
Streets and Roads	
Repairs and maintenance	14,651.16
Street lighting	2,800.00
Sanitation	
Street cleaning
Garbage and trash removal	15,720.47
Sanitary sewers
Health and Welfare	
Health services	1,704.80
Welfare—public assistance	125.00
Hospitals
Recreation	
Beaches and boardwalks	4,341.39
Parks and playgrounds	479.53
Other recreational services
Education (excl. school districts)	
Libraries
Other educational services	700.00
Statutory Expenditures	2,750.00
Unclassified Purposes	500.00
Total Municipal Functions	\$79,553.11
Per Capita—Municipal Functions	\$66.29
Capital Improvements	24,603.26
Debt Service	
Principal payments
Interest payments
Per Capita—Debt Service
Deferred Charges	200.00
Total Municipal Expenditures	\$104,356.37
Required Payments for Local School, County, and Special District Taxes	217,408.27
TOTAL EXPENDITURES	\$321,764.64
Reserve for Uncollected Taxes..	\$15,225.89
GRAND TOTAL	\$336,990.53

REVENUES REALIZED IN 1967

Surplus revenue appropriated	\$20,000.00
Miscellaneous revenues realized ..	37,560.36
State aid revenues realized	21,129.00
Delinquent tax and lien collections ..	12,873.59
Current tax collections	235,703.96
Emergency borrowings
TOTAL REVENUES	\$327,266.91

CAPITAL OUTLAY (BY ORDINANCE) 1967

Beaches and boardwalks
Buildings and equipment
Parks and playgrounds
Sanitary sewers
Streets and roads
Water supply
Other purposes

TAXES

Local school taxes	\$162,994.21
County taxes	54,414.06
Special district taxes
Local purpose taxes	\$217,408.27
Veteran and senior citizen tax ..	16,730.00
Total tax levy (for rate purposes)	\$265,138.27
Per Capita Total Tax Levy	\$220.95
General tax rate
Adjusted business personalty tax rate	3.87
Adjusted general tax rate	3.00
Current Taxes	
1967 taxes levied (total)	\$248,861.78
Collected in 1967	235,703.96
Per cent of levy collected	94.71
Transferred to liens
Adjustments
Balance December 31, 1967	\$13,157.82
All Prior Years Taxes Outstanding	
Balance January 1, 1967	\$18,367.05
Collected in 1967	12,873.59
Adjustments	—1,336.82
Balance December 31, 1967	\$4,156.64
Tax Title Liens Outstanding	
Balance January 1, 1967	\$146.78
Redeemed by cash
Adjustments	—1,782.26
Balance December 31, 1967	\$1,929.04
Property Acquired by Deed or Foreclosure	
Balance January 1, 1967	\$22,100.00
Sale for cash	400.00
Adjustments	—400.00
Balance December 31, 1967	\$22,100.00

CAPITAL DEBT, DECEMBER 31, 1967

Authorized—Issued and Unissued		
	Gross Debt	Net Debt
School debt	\$382,413.00
Self-liquidating debt ..	240,000.00
Other capital debt
	\$622,413.00
Per Cent	6.20
Per Capita	\$518.68

Issued and Outstanding

School debt	\$281,135.00
Self-liquidating debt	240,000.00
Other capital debt
	\$521,135.00

Equalized Valuation Basis \$10,038,816.00

CURRENT FINANCES DECEMBER 31, 1967	
Cash	\$116,465.86
Taxes receivable	17,314.46
Tax title liens	1,929.04
Foreclosed property	22,100.00
Other receivables	99.01
Emergencies and deferred charges ..	6,128.26
State road aid receivable	15,088.15
	\$179,124.78
Cash liabilities	\$111,187.40
Reserves for receivables	41,442.51
Surplus revenue	26,494.87
	\$179,124.78

PINE HILL BOROUGH—CAMDEN COUNTY

Population U. S. Census, 1960—3,939
Estimated Population, 1967—4,820

Land Area 4.11 sq. mi.

Net Valuation Taxable \$6,811,150
Equalized Valuation \$13,988,424

EXPENDITURES FOR 1967

General Government	
Administrative and executive	\$27,700.00
Assessment and collection of taxes	8,762.50
Financial administration	4,600.00
Public Safety	
Fire protection	7,326.00
Police protection	52,700.00
Other protection	2,300.00
Civil defense and disaster control	550.00
Streets and Roads	
Repairs and maintenance	46,236.50
Street lighting	14,000.00
Sanitation	
Street cleaning
Garbage and trash removal	2,800.00
Sanitary sewers
Health and Welfare	
Health services	1,275.00
Welfare—public assistance	1,100.00
Hospitals
Recreation	
Beaches and boardwalks
Parks and playgrounds	1,200.00
Other recreational services
Education (excl. school districts)	
Libraries
Other educational services	1,550.00
Statutory Expenditures	4,579.64
Unclassified Purposes	100.00
Total Municipal Functions	\$176,779.64
Per Capita—Municipal Functions	\$36.68
Capital Improvements	
Debt Service	3,260.26
Principal payments	\$2,000.00
Interest payments	1,260.26
Per Capita—Debt Service	\$0.68
Deferred Charges	2,510.10
Total Municipal Expenditures	\$201,000.00
Required Payments for Local School, County, and Special District Taxes	
	469,273.65
TOTAL EXPENDITURES	\$670,273.65
Reserve for Uncollected Taxes..	\$58,200.00
GRAND TOTAL	\$728,473.65

REVENUES REALIZED IN 1967

Surplus revenue appropriated	\$15,000.00
Miscellaneous revenues realized ..	67,330.51
State aid revenues realized	15,211.00
Delinquent tax and lien collections ..	31,112.84
Current tax collections	532,208.30
Emergency borrowings
TOTAL REVENUES	\$660,862.65

CAPITAL OUTLAY (BY ORDINANCE) 1967

Beaches and boardwalks
Buildings and equipment
Parks and playgrounds
Sanitary sewers
Streets and roads	\$12,139.66
Water supply
Other purposes
	\$12,139.66

TAXES

Local school taxes	\$358,526.29
County taxes	110,747.36
Special district taxes
	\$469,273.65
Local purpose taxes	142,200.00
Veteran and senior citizen tax ..	31,390.00
Total tax levy (for rate purposes)	\$642,863.65
Per Capita Total Tax Levy	\$133.37
General tax rate	9.44
Adjusted business personalty tax rate
Adjusted general tax rate
Current Taxes	
1967 taxes levied (total)	\$586,706.13
Collected in 1967	532,208.30
Per cent of levy collected	90.71
Transferred to liens
Adjustments
Balance December 31, 1967	\$54,497.83
All Prior Years Taxes Outstanding	
Balance January 1, 1967	\$38,275.69
Collected in 1967	27,640.97
Adjustments
Balance December 31, 1967	\$10,634.72
Tax Title Liens Outstanding	
Balance January 1, 1967	\$15,135.41
Redeemed by cash	3,471.87
Adjustments
Balance December 31, 1967	\$11,663.54
Property Acquired by Deed or Foreclosure	
Balance January 1, 1967	\$49,391.03
Sale for cash
Adjustments
Balance December 31, 1967	\$49,391.03

CAPITAL DEBT, DECEMBER 31, 1967

Authorized—Issued and Unissued	
	Gross Debt
	Net Debt
School debt	\$1,190,872.00
Self-liquidating debt
Other capital debt	65,450.00
	\$1,256,322.00
	\$193,910.00
Per Cent	9.70
Per Capita	\$260.65
	\$40.23

Issued and Outstanding

School debt	\$636,540.00
Self-liquidating debt
Other capital debt	65,450.00
	\$701,990.00

Equalized Valuation Basis \$12,942,563.00

CURRENT FINANCES DECEMBER 31, 1967	
Cash	\$49,201.73
Taxes receivable	65,132.55
Tax title liens	11,663.54
Foreclosed property	49,391.03
Other receivables	579.04
Emergencies and deferred charges ..	6,165.26
State road aid receivable	12,044.00
	\$194,177.15
Cash liabilities	\$44,297.89
Reserves for receivables	126,766.16
Surplus revenue	23,113.10
	\$194,177.15

PINE VALLEY BOROUGH—CAMDEN COUNTY

Population U. S. Census, 1960—20
Estimated Population, 1967—20

Land Area 0.77 sq. ml.

Net Valuation Taxable \$405,065
Equalized Valuation \$1,315,365

EXPENDITURES FOR 1967

General Government	
Administrative and executive	\$2,350.00
Assessment and collection of taxes	1,140.00
Financial administration	200.00
Public Safety	
Fire protection	
Police protection	12,900.00
Other protection	
Civil defense and disaster control	
Streets and Roads	
Repairs and maintenance	
Street lighting	
Sanitation	
Street cleaning	
Garbage and trash removal	2,100.00
Sanitary sewers	
Health and Welfare	
Health services	
Welfare—public assistance	
Hospitals	
Recreation	
Benches and boardwalks	
Parks and playgrounds	
Other recreational services	
Education (excl. school districts)	
Libraries	
Other educational services	
Statutory Expenditures	535.00
Unclassified Purposes	50.00
Total Municipal Functions	<u>\$19,275.00</u>
Per Capita—Municipal Functions	<u>\$963.75</u>
Capital Improvements	
Debt Service	
Principal payments	
Interest payments	
Per Capita—Debt Service	
Deferred Charges	
Total Municipal Expenditures	<u>\$19,275.00</u>
Required Payments for Local School, County, and Special District Taxes	
	10,447.66
TOTAL EXPENDITURES	<u>\$29,722.66</u>
Reserve for Uncollected Taxes...	\$1,375.00
GRAND TOTAL	<u>\$31,097.66</u>

REVENUES REALIZED IN 1967

Surplus revenue appropriated	\$3,925.00
Miscellaneous revenues realized	696.31
State aid revenues realized	
Delinquent tax and lien collections	
Current tax collections	27,139.34
Emergency borrowings	
TOTAL REVENUES	<u>\$31,760.65</u>

CAPITAL OUTLAY (BY ORDINANCE) 1967

Beaches and boardwalks	
Buildings and equipment	
Parks and playgrounds	
Sanitary sewers	
Streets and roads	
Water supply	
Other purposes	

TAXES

Local school taxes	
County taxes	\$10,447.66
Special district taxes	
	<u>\$10,447.66</u>
Local purpose taxes	16,725.00
Veteran and senior citizen tax	
Total tax levy (for rate purposes)	<u>\$27,172.66</u>
Per Capita Total Tax Levy	
General tax rate	6.70
Adjusted business personalty tax rate	
Adjusted general tax rate	
Current Taxes	
1967 taxes levied (total)	\$27,139.34
Collected in 1967	27,139.34
Per cent of levy collected	100.00
Transferred to liens	
Adjustments	
Balance December 31, 1967	
All Prior Years Taxes Outstanding	
Balance January 1, 1967	
Collected in 1967	
Adjustments	
Balance December 31, 1967	
Tax Title Liens Outstanding	
Balance January 1, 1967	
Redeemed by cash	
Adjustments	
Balance December 31, 1967	
Property Acquired by Deed or Foreclosure	
Balance January 1, 1967	
Sale for cash	
Adjustments	
Balance December 31, 1967	

CAPITAL DEBT, DECEMBER 31, 1967

Authorized—Issued and Unissued

	Gross Debt	Net Debt
School debt		
Self-liquidating debt ..		
Other capital debt		
Per Cent		
Per Capita		

Issued and Outstanding

School debt	
Self-liquidating debt	
Other capital debt	

Equalized Valuation Basis \$1,252,542.00

CURRENT FINANCES DECEMBER 31, 1967

Cash	\$8,380.98
Taxes receivable	
Tax title liens	
Foreclosed property	
Other receivables	
Emergencies and deferred charges ..	
State road aid receivable	
	<u>\$8,380.98</u>
Cash liabilities	\$3,357.93
Reserves for receivables	
Surplus revenue	5,023.05
	<u>\$8,380.98</u>

PISCATAWAY TOWNSHIP—MIDDLESEX COUNTY

Population U. S. Census, 1960—19,890
Estimated Population, 1967—31,350

Land Area 18.90 sq. mi.

Net Valuation Taxable \$97,548,180
Equalized Valuation \$203,227,135

EXPENDITURES FOR 1967

General Government	
Administrative and executive	\$313,077.00
Assessment and collection of taxes	69,900.00
Financial administration	27,860.00
Public Safety	
Fire protection	
Police protection	458,000.00
Other protection	23,350.00
Civil defense and disaster control	5,200.00
Streets and Roads	
Repairs and maintenance	266,701.00
Street lighting	63,400.00
Sanitation	
Street cleaning	
Garbage and trash removal	
Sanitary sewers	34,800.00
Health and Welfare	
Health services	44,968.00
Welfare—public assistance	19,275.00
Hospitals	3,000.00
Recreation	
Beaches and boardwalks	
Parks and playgrounds	
Other recreational services	55,500.00
Education (excl. school districts)	
Libraries	67,700.00
Other educational services	1,000.00
Statutory Expenditures	50,667.55
Unclassified Purposes	7,009.00
Total Municipal Functions	\$1,511,398.55

Per Capita—Municipal Functions	\$48.21
Capital Improvements	100,000.00
Debt Service	146,334.50
Principal payments .. \$90,000.00	
Interest payments .. 56,334.50	
Per Capita—Debt Service	\$4.67
Deferred Charges	73,658.89
Total Municipal Expenditures	\$1,831,391.94

Required Payments for Local School, County, and Special District Taxes	5,278,837.18
---	--------------

TOTAL EXPENDITURES \$7,110,229.12

Reserve for Uncollected Taxes...	\$306,467.08
GRAND TOTAL	\$7,416,696.20

REVENUES REALIZED IN 1967

Surplus revenue appropriated	\$120,000.00
Miscellaneous revenues realized ..	1,011,861.83
State aid revenues realized	21,986.92
Delinquent tax and lien collections ..	215,658.59
Current tax collections	6,066,139.07
Emergency borrowings	

TOTAL REVENUES \$7,435,646.41

CAPITAL OUTLAY (BY ORDINANCE) 1967

Beaches and boardwalks	
Buildings and equipment	\$1,193.26
Parks and playgrounds	
Sanitary sewers	3,039.42
Streets and roads	251,218.66
Water supply	
Other purposes	
	\$255,451.34

TAXES

Local school taxes	\$4,118,215.80
County taxes	1,015,421.38
Special district taxes	145,200.00
	\$5,278,837.18
Local purpose taxes	\$60,493.49
Veteran and senior citizen tax ...	143,260.00
Total tax levy (for rate purposes)	\$6,282,590.67
Per Capita Total Tax Levy ...	\$200.40
General tax rate	
Adjusted business personalty tax rate	6.31
Adjusted general tax rate	6.29
Current Taxes	
1967 taxes levied (total)	\$6,315,515.97
Collected in 1967	6,066,139.07
Per cent of levy collected	96.05
Transferred to liens	
Adjustments	
Balance December 31, 1967	\$249,376.90
All Prior Years Taxes Outstanding	
Balance January 1, 1967	\$239,854.44
Collected in 1967	200,519.90
Adjustments	—12,324.89
Balance December 31, 1967	\$27,009.65
Tax Title Liens Outstanding	
Balance January 1, 1967	\$29,320.30
Redeemed by cash	15,138.69
Adjustments	12,239.24
Balance December 31, 1967	\$26,420.85
Property Acquired by Deed or Foreclosure	
Balance January 1, 1967	\$57,650.00
Sale for cash	
Adjustments	
Balance December 31, 1967	\$57,650.00

CAPITAL DEBT, DECEMBER 31, 1967

Authorized—Issued and Unissued		
	Gross Debt	Net Debt
School debt	\$11,276,000.00	\$3,996,613.00
Self-liquidating debt ..	6,599,500.00	
Other capital debt	2,191,883.00	2,138,693.00
	\$20,067,383.00	\$6,135,306.00
Per Cent	11.02	3.37
Per Capita	\$640.11	\$195.70

Issued and Outstanding

School debt	\$4,379,000.00
Self-liquidating debt	6,261,000.00
Other capital debt	1,111,000.00
	\$11,751,000.00

Equalized Valuation Basis \$181,984,670.00

CURRENT FINANCES DECEMBER 31, 1967

Cash	\$791,938.09
Taxes receivable	276,386.55
Tax title liens	26,420.85
Foreclosed property	57,650.00
Other receivables	438,499.58
Emergencies and deferred charges ..	38,768.53
State road aid receivable	117,344.25
	\$1,747,007.85
Cash liabilities	\$474,798.03
Reserves for receivables	798,956.98
Surplus revenue	473,252.84
	\$1,747,007.85

PITTSBURGH TOWNSHIP—SALEM COUNTY

Population U. S. Census, 1960—3,785
Estimated Population, 1967—4,390

Land Area 44.50 sq. mi.

Net Valuation Taxable \$6,231,325
Equalized Valuation \$16,300,017

EXPENDITURES FOR 1967

General Government		
Administrative and executive	\$31,893.80	
Assessment and collection of taxes ..	12,118.80	
Financial administration	3,300.00	
Public Safety		
Fire protection	600.00	
Police protection	4,413.00	
Other protection	1,025.00	
Civil defense and disaster control ..	200.00	
Streets and Roads		
Repairs and maintenance	50,428.40	
Street lighting	
Sanitation		
Street cleaning	
Garbage and trash removal	7,424.00	
Sanitary sewers	
Health and Welfare		
Health services	1,622.00	
Welfare—public assistance	1,225.00	
Hospitals	700.00	
Recreation		
Beaches and boardwalks	
Parks and playgrounds	
Other recreational services	
Education (excl. school districts)		
Libraries	
Other educational services	150.00	
Statutory Expenditures	1,850.00	
Unclassified Purposes	50.00	
Total Municipal Functions	\$117,000.00	
Per Capita—Municipal Functions	\$26.65	
Capital Improvements	38,200.00	
Debt Service	4,055.56	
Principal payments	
Interest payments ..	\$4,055.56	
Per Capita—Debt Service	\$0.92	
Deferred Charges	30,000.00	
Total Municipal Expenditures	\$189,255.56	
Required Payments for Local School, County, and Special District Taxes	448,459.38	
TOTAL EXPENDITURES	\$637,714.94	
Reserve for Uncollected Taxes...	\$85,920.00	
GRAND TOTAL	\$723,634.94	

REVENUES REALIZED IN 1967

Surplus revenue appropriated	\$75,000.00
Miscellaneous revenues realized ..	38,982.28
State aid revenues realized	46,809.00
Delinquent tax and lien collections ..	70,215.12
Current tax collections	369,610.62
Emergency borrowings
TOTAL REVENUES	\$660,617.02
CAPITAL OUTLAY (BY ORDINANCE) 1967	
Beaches and boardwalks
Buildings and equipment	\$4,543.69
Parks and playgrounds
Sanitary sewers
Streets and roads
Water supply
Other purposes
.....	\$4,543.69

TAXES

Local school taxes	\$326,089.00
County taxes	105,508.38
Special district taxes	16,862.00
.....	\$448,459.38
Local purpose taxes
Veteran and senior citizen tax ...	20,950.00
Total tax levy (for rate purposes)	\$469,409.38
Per Capita Total Tax Levy	\$106.93
General tax rate
Adjusted business personalty tax rate	11.55
Adjusted general tax rate	7.09
Current Taxes	
1967 taxes levied (total)	\$450,666.36
Collected in 1967	369,610.62
Per cent of levy collected	82.01
Transferred to liens
Adjustments	259.88
Balance December 31, 1967	\$80,795.86
All Prior Years Taxes Outstanding	
Balance January 1, 1967	\$79,307.02
Collected in 1967	70,124.31
Adjustments	—355.11
Balance December 31, 1967	\$8,827.60
Tax Title Liens Outstanding	
Balance January 1, 1967	\$3,358.82
Redeemed by cash	90.81
Adjustments
Balance December 31, 1967	\$3,268.01
Property Acquired by Deed or Foreclosure	
Balance January 1, 1967	\$225.00
Sale for cash
Adjustments
Balance December 31, 1967	\$225.00

CAPITAL DEBT, DECEMBER 31, 1967

Authorized—Issued and Unissued

	Gross Debt	Net Debt
School debt	\$640,000.00	\$176,454.00
Self-liquidating debt
Other capital debt	80,000.00	80,000.00
.....	\$720,000.00	\$256,454.00
Per Cent	4.65	1.65
Per Capita	\$164.01	\$58.42

Issued and Outstanding

School debt	\$640,000.00
Self-liquidating debt
Other capital debt	50,000.00
.....	\$690,000.00

Equalized Valuation Basis \$15,451,550.00

CURRENT FINANCES DECEMBER 31, 1967	
Cash	\$49,773.78
Taxes receivable	89,623.46
Tax title liens	3,268.01
Foreclosed property	225.00
Other receivables	23,715.32
Emergencies and deferred charges
State road aid receivable	38,832.00
.....	\$205,437.57
Cash liabilities	\$33,400.47
Reserves for receivables	116,831.79
Surplus revenue	55,205.31
.....	\$205,437.57

PLAINFIELD CITY—UNION COUNTY

Population U. S. Census, 1960—45,330
Estimated Population, 1967—49,740

Land Area 6.00 sq. mi.

Net Valuation Taxable \$133,914,350
Equalized Valuation \$271,925,760

EXPENDITURES FOR 1967

General Government		
Administrative and executive	\$418,206.15	
Assessment and collection of taxes	73,525.00	
Financial administration	50,586.00	
Public Safety		
Fire protection	1,111,037.00	
Police protection	1,044,001.00	
Other protection	134,962.90	
Civil defense and disaster control	8,108.00	
Streets and Roads		
Repairs and maintenance	428,055.00	
Street lighting	96,100.00	
Sanitation		
Street cleaning	114,900.00	
Garbage and trash removal	258,287.95	
Sanitary sewers		
Health and Welfare		
Health services	119,864.00	
Welfare—public assistance	115,953.00	
Hospitals	75,000.00	
Recreation		
Beaches and boardwalks		
Parks and playgrounds	150,480.00	
Other recreational services		
Education (excl. school districts)		
Libraries	175,000.00	
Other educational services	3,000.00	
Statutory Expenditures		
.....	430,816.20	
Unclassified Purposes		
.....	15,000.00	
Total Municipal Functions	\$4,822,882.20	
Per Capita—Municipal Functions		
.....	\$96.96	
Capital Improvements		
.....	42,223.00	
Debt Service		
.....	*753,339.45	
Principal payments ..	\$534,257.20	
Interest payments ..	219,082.25	
Per Capita—Debt Service		
.....	\$15.15	
Deferred Charges		
.....	26,472.29	
Total Municipal Expenditures	\$5,644,916.94	
Required Payments for Local School, County, and Special District Taxes		
.....	6,326,831.00	
TOTAL EXPENDITURES	\$11,971,777.94	
Reserve for Uncollected Taxes...		
.....	\$687,382.84	
GRAND TOTAL	\$12,659,160.78	

REVENUES REALIZED IN 1967

Surplus revenue appropriated ..	\$565,000.00
Miscellaneous revenues realized ..	1,291,731.93
State aid revenues realized	219,097.99
Delinquent tax and lien collections ..	369,472.47
Current tax collections	10,117,226.50
Emergency borrowings	

TOTAL REVENUES \$12,562,528.89

CAPITAL OUTLAY (BY ORDINANCE) 1967

Beaches and boardwalks	**\$1,909,639.97
Buildings and equipment	120.12
Parks and playgrounds	10,439.71
Sanitary sewers	23,067.06
Streets and roads	
Water supply	4,951.89
Other purposes	
	\$1,948,238.75

TAXES

Local school taxes	\$5,874,515.25
County taxes	958,920.00
Special district taxes	
	\$6,833,435.25
Local purpose taxes	3,768,605.39
Veteran and senior citizen tax ...	187,930.00
Total tax levy (for rate purposes)	\$10,789,970.64
Per Capita Total Tax Levy ...	
.....	\$216.93
General tax rate	
Adjusted business personalty tax rate	11.22
Adjusted general tax rate	7.84
Current Taxes	
1967 taxes levied (total)	\$10,633,435.72
Collected in 1967	10,117,226.50
Per cent of levy collected	95.14
Transferred to liens	9,712.64
Adjustments	38,572.75
Balance December 31, 1967	\$467,923.83
All Prior Years Taxes Outstanding	
Balance January 1, 1967	\$379,183.39
Collected in 1967	353,503.28
Adjustments	-8,214.11
Balance December 31, 1967	\$17,460.00
Tax Title Liens Outstanding	
Balance January 1, 1967	\$34,760.11
Redeemed by cash	15,963.19
Adjustments	+6,956.68
Balance December 31, 1967	\$25,753.60
Property Acquired by Deed or Foreclosure	
Balance January 1, 1967	\$45,550.00
Sale for cash	
Adjustments	+11,650.00
Balance December 31, 1967	\$57,200.00

CAPITAL DEBT, DECEMBER 31, 1967

Authorized—Issued and Unissued

	Gross Debt	Net Debt
School debt	\$12,800,600.00	\$2,777,813.00
Self-liquidating debt		
Other capital debt ...	4,249,695.00	4,249,695.00
	\$17,050,295.00	\$7,027,508.00
Per Cent	6.80	2.80
Per Capita	\$342.79	\$141.28

Issued and Outstanding

School debt	\$5,329,600.00
Self-liquidating debt	
Other capital debt	3,360,000.00
	\$8,689,600.00

Equalized Valuation Basis \$250,569,664.00

CURRENT FINANCES DECEMBER 31, 1967

Cash	\$4,954,562.83
Taxes receivable	485,383.83
Tax title liens	25,753.60
Foreclosed property	57,200.00
Other receivables	25,658.35
Emergencies and deferred charges ..	153,816.20
State road aid receivable	114,294.36
	\$5,816,669.17
Cash liabilities	\$3,571,292.96
Reserves for receivables	593,995.78
Surplus revenue	1,651,380.43
	\$5,816,669.17

* Includes \$506,574.25 Chapter VI School Debt Service.

** Includes \$1,398,600.00 Chapter VI School Capital Outlay.

PLAINSBORO TOWNSHIP—MIDDLESEX COUNTY

Population U. S. Census, 1960—1,171
Estimated Population, 1967—1,810

Land Area 11.70 sq. mi.

Net Valuation Taxable \$9,599,292
Equalized Valuation \$20,423,850

EXPENDITURES FOR 1967

General Government

Administrative and executive	\$5,955.38
Assessment and collection of taxes	5,509.59
Financial administration	1,439.53

Public Safety

Fire protection	8,000.00
Police protection	7,011.19
Other protection
Civil defense and disaster control

Streets and Roads

Repairs and maintenance	24,603.49
Street lighting	3,178.58

Sanitation

Street cleaning
Garbage and trash removal	7,402.03
Sanitary sewers

Health and Welfare

Health services	1,892.23
Welfare—public assistance	1,208.08
Hospitals

Recreation

Beaches and boardwalks
Parks and playgrounds
Other recreational services

Education (excl. school districts)

Libraries	100.00
Other educational services

Statutory Expenditures

.....	640.92
-------	--------

Unclassified Purposes

.....	150.00
-------	--------

Total Municipal Functions \$66,551.02

Per Capita—Municipal Functions \$36.77

Capital Improvements

.....	20,500.00
-------	-----------

Debt Service

Principal payments
Interest payments

Per Capita—Debt Service

Deferred Charges

.....
-------	-------

Total Municipal Expenditures \$87,051.02

Required Payments for Local

School, County, and Special
-----------------------------------	-------

District Taxes	342,840.28
----------------------	------------

TOTAL EXPENDITURES \$429,891.30

Reserve for Uncollected Taxes...

.....	\$17,000.00
-------	-------------

GRAND TOTAL \$446,891.30

REVENUES REALIZED IN 1967

Surplus revenue appropriated	\$37,600.00
Miscellaneous revenues realized ..	55,456.16
State aid revenues realized	23,052.00
Delinquent tax and lien collections ..	4,228.08
Current tax collections	350,213.59
Emergency borrowings

TOTAL REVENUES \$470,549.83

CAPITAL OUTLAY (BY ORDINANCE) 1967

Beaches and boardwalks
Buildings and equipment
Parks and playgrounds
Sanitary sewers
Streets and roads
Water supply
Other purposes	\$14,184.48
.....	\$14,184.48

TAXES

Local school taxes	\$240,612.00
County taxes	102,228.28
Special district taxes

\$342,840.28

Local purpose taxes	7,300.00
Veteran and senior citizen tax ...	4,070.00

Total tax levy (for rate purposes) \$354,210.28

Per Capita Total Tax Levy ... \$195.70

General tax rate
Adjusted business personality tax rate	4.91
Adjusted general tax rate	3.54

Current Taxes

1967 taxes levied (total)	\$352,904.52
Collected in 1967	350,213.59
Per cent of levy collected	99.23
Transferred to liens
Adjustments	450.83
Balance December 31, 1967	\$2,240.10

All Prior Years Taxes Outstanding

Balance January 1, 1967	\$4,603.73
Collected in 1967	4,228.08
Adjustments
Balance December 31, 1967	\$375.65

Tax Title Liens Outstanding

Balance January 1, 1967
Redeemed by cash
Adjustments
Balance December 31, 1967

Property Acquired by Deed or Foreclosure

Balance January 1, 1967
Sale for cash
Adjustments
Balance December 31, 1967

CAPITAL DEBT, DECEMBER 31, 1967

Authorized—Issued and Unissued

	Gross Debt	Net Debt
School debt	\$239,000.00
Self-liquidating debt
Other capital debt	95,000.00	\$95,000.00
.....	\$334,000.00	\$95,000.00

Per Cent	1.75	0.49
Per Capita	\$184.53	\$52.49

Issued and Outstanding

School debt	\$239,000.00
Self-liquidating debt
Other capital debt
.....	\$239,000.00

Equalized Valuation Basis \$10,004,765.00

CURRENT FINANCES DECEMBER 31, 1967

Cash	\$51,322.26
Taxes receivable	2,615.75
Tax title liens
Foreclosed property
Other receivables	4,206.48
Emergencies and deferred charges
State road aid receivable	34,439.27
.....	\$92,583.76

Cash liabilities	\$49,479.15
Reserves for receivables	6,822.23
Surplus revenue	36,282.98
.....	\$92,583.76

PLEASANTVILLE CITY—ATLANTIC COUNTY

Population U. S. Census, 1960—15,172
Estimated Population, 1967—15,910

Land Area 5.80 sq. mi.

Net Valuation Taxable \$25,937,277
Equalized Valuation \$48,549,292

EXPENDITURES FOR 1967

General Government	
Administrative and executive	\$232,043.48
Assessment and collection of taxes	57,725.42
Financial administration	11,025.00

Public Safety	
Fire protection	173,690.00
Police protection	258,700.00
Other protection	12,341.10
Civil defense and disaster control	3,600.00

Streets and Roads	
Repairs and maintenance	248,822.22
Street lighting	56,500.00

Sanitation	
Street cleaning
Garbage and trash removal	9,000.00
Sanitary sewers

Health and Welfare	
Health services	24,100.00
Welfare—public assistance	19,800.00
Hospitals	14,000.00

Recreation	
Benches and boardwalks
Parks and playgrounds	60,000.00
Other recreational services

Education (excl. school districts)	
Libraries	8,000.00
Other educational services

Statutory Expenditures	75,694.67
-------------------------------------	-----------

Unclassified Purposes	1,000.00
------------------------------------	----------

Total Municipal Functions \$1,266,041.89

Per Capita—Municipal Functions	<u>\$79.58</u>
---------------------------------------	----------------

Capital Improvements	45,115.56
-----------------------------------	-----------

Debt Service	*135,149.75
Principal payments	\$127,000.00
Interest payments	\$149.75

Per Capita—Debt Service	<u>\$8.49</u>
--------------------------------	---------------

Deferred Charges	75,066.45
-------------------------------	-----------

Total Municipal Expenditures \$1,521,373.65

Required Payments for Local School, County, and Special District Taxes	1,119,749.07
---	--------------

TOTAL EXPENDITURES \$2,641,122.72

Reserve for Uncollected Taxes	\$318,180.77
--	--------------

GRAND TOTAL \$2,959,303.49

REVENUES REALIZED IN 1967

Surplus revenue appropriated	\$215,000.00
Miscellaneous revenues realized ..	340,599.06
State aid revenues realized	64,949.28
Delinquent tax and lien collections ..	154,131.99
Current tax collections	1,947,414.69
Emergency borrowings

TOTAL REVENUES \$2,722,095.02

CAPITAL OUTLAY (BY ORDINANCE) 1967

Beaches and boardwalks
Buildings and equipment	\$25,353.00
Parks and playgrounds
Sanitary sewers	6,987.68
Streets and roads
Water supply
Other purposes
	<u>\$32,340.68</u>

TAXES

Local school taxes	\$790,656.74
County taxes	371,511.08
Special district taxes

Local purpose taxes	\$1,162,167.82
Veteran and senior citizen tax ...	1,107,264.40
	90,860.00

Total tax levy (for rate purposes) \$2,360,292.22

Per Capita Total Tax Levy ... \$148.35

General tax rate
Adjusted business personalty tax rate	9.42
Adjusted general tax rate	9.07

Current Taxes

1967 taxes levied (total)	\$2,275,139.48
Collected in 1967	1,947,414.69
Per cent of levy collected	85.59
Transferred to liens	58,951.82
Adjustments	4,967.87
Balance December 31, 1967	\$263,805.10

All Prior Years Taxes Outstanding

Balance January 1, 1967	\$216,657.07
Collected in 1967	115,223.45
Adjustments
Balance December 31, 1967	\$101,433.62

Tax Title Liens Outstanding

Balance January 1, 1967	\$552,819.02
Redeemed by cash	38,908.54
Adjustments	+66,451.82
Balance December 31, 1967	\$580,362.30

Property Acquired by Deed or Foreclosure

Balance January 1, 1967	\$292,150.75
Sale for cash	10,050.00
Adjustments
Balance December 31, 1967	\$282,100.75

CAPITAL DEBT, DECEMBER 31, 1967

Authorized—Issued and Unissued

	Gross Debt	Net Debt
School debt	\$30,000.00	
Self-liquidating debt ..	1,653,000.00	\$1,653,000.00
Other capital debt ..	87,000.00	87,000.00
	<u>\$1,770,000.00</u>	<u>\$1,740,000.00</u>
Per Cent	4.03	3.96
Per Capita	<u>\$111.25</u>	<u>\$109.37</u>

Issued and Outstanding

School debt	\$30,000.00
Self-liquidating debt	1,653,000.00
Other capital debt	87,000.00
	<u>\$1,770,000.00</u>

Equalized Valuation Basis \$43,907,707.00

CURRENT FINANCES DECEMBER 31, 1967

Cash	\$158,662.74
Taxes receivable	365,238.73
Tax title liens	580,362.30
Foreclosed property	282,100.75
Other receivables	4,407.34
Emergencies and deferred charges ..	24,200.00
State road aid receivable	57,504.00
	<u>\$1,472,475.83</u>
Cash liabilities	\$109,058.63
Reserves for receivables	1,232,109.11
Surplus revenue	131,308.11
	<u>\$1,472,475.83</u>

* Includes \$42,418.75 Chapter VI School Debt Service.

PLUMSTED TOWNSHIP—OCEAN COUNTY

Population U. S. Census, 1960—3,281
Estimated Population, 1967—4,080

Land Area 40.70 sq. mi.

Net Valuation Taxable \$15,100,522
Equalized Valuation \$13,839,012

EXPENDITURES FOR 1967

General Government	
Administrative and executive	\$11,806.12
Assessment and collection of taxes	4,104.83
Financial administration	1,350.00
Public Safety	
Fire protection	7,211.30
Police protection	23,294.40
Other protection
Civil defense and disaster control	224.35
Streets and Roads	
Repairs and maintenance	6,065.42
Street lighting	4,741.11
Sanitation	
Street cleaning
Garbage and trash removal	12,167.74
Sanitary sewers
Health and Welfare	
Health services	503.92
Welfare—public assistance	3,263.13
Hospitals
Recreation	
Beaches and boardwalks
Parks and playgrounds
Other recreational services	899.90
Education (excl. school districts)	
Libraries
Other educational services
Statutory Expenditures	2,931.00
Unclassified Purposes
Total Municipal Functions	\$78,563.22
Per Capita—Municipal Functions	
\$19.26	
Capital Improvements	
Debt Service	
Principal payments
Interest payments
Per Capita—Debt Service	
Deferred Charges	
Total Municipal Expenditures	\$78,563.22
Required Payments for Local School, County, and Special District Taxes	
.....	289,431.63
TOTAL EXPENDITURES	\$367,994.85
Reserve for Uncollected Taxes...	\$50,001.91
GRAND TOTAL	\$417,996.76

REVENUES REALIZED IN 1967

Surplus revenue appropriated	\$14,223.75
Miscellaneous revenues realized ..	62,115.61
State aid revenues realized	5,456.00
Delinquent tax and lien collections ..	55,730.45
Current tax collections	229,783.30
Emergency borrowings
TOTAL REVENUES	\$367,309.11

CAPITAL OUTLAY (BY ORDINANCE) 1967

Beaches and boardwalks
Buildings and equipment
Parks and playgrounds
Sanitary sewers
Streets and roads
Water supply
Other purposes
.....
.....
.....

TAXES

Local school taxes	\$216,526.50
County taxes	72,905.13
Special district taxes
.....	\$289,431.63
Local purpose taxes	2,110.38
Veteran and senior citizen tax ..	17,990.00
Total tax levy (for rate purposes)	\$309,532.01
Per Capita Total Tax Levy ...	
\$75.87	
General tax rate
Adjusted business personalty tax rate	2.65
Adjusted general tax rate	2.00
Current Taxes	
1967 taxes levied (total)	\$293,868.43
Collected in 1967	229,783.30
Per cent of levy collected	78.19
Transferred to liens
Adjustments
Balance December 31, 1967	\$64,085.13
All Prior Years Taxes Outstanding	
Balance January 1, 1967	\$63,106.79
Collected in 1967	55,730.45
Adjustments	63.84
Balance December 31, 1967	\$7,312.50
Tax Title Liens Outstanding	
Balance January 1, 1967	\$4,281.45
Redeemed by cash
Adjustments	+83.64
Balance December 31, 1967	\$4,365.09
Property Acquired by Deed or Foreclosure	
Balance January 1, 1967	\$800.00
Sale for cash
Adjustments
Balance December 31, 1967	\$800.00

CAPITAL DEBT, DECEMBER 31, 1967

Authorized—Issued and Unissued

	Gross Debt	Net Debt
School debt	\$405,000.00	\$10,849.00
Self-liquidating debt
Other capital debt
.....	\$405,000.00	\$10,849.00
Per Cent	3.08	0.08
Per Capita	\$99.26	\$2.66

Issued and Outstanding

School debt	\$405,000.00
Self-liquidating debt
Other capital debt
.....	\$405,000.00

Equalized Valuation Basis \$13,138,377.00

CURRENT FINANCES DECEMBER 31, 1967

Cash	\$32,804.66
Taxes receivable	71,397.63
Tax title liens	4,365.09
Foreclosed property	800.00
Other receivables	150.47
Emergencies and deferred charges ..	1,631.00
State road aid receivable	1,386.26
.....	\$112,535.11
Cash liabilities	\$6,128.46
Reserves for receivables	76,713.19
Surplus revenue	29,693.46
.....	\$112,535.11

Net Valuation Taxable	\$17,570,675
Equalized Valuation	\$21,776,488

Cash	\$140,159.09
Taxes receivable	41,032.40
Tax title liens	206.73
Poreclosed property	
Other receivables	6,623.33
Emergencies and deferred charges	24.10
State road aid receivable	21,717.00
	<u>\$209,762.65</u>
Cash liabilities	\$69,688.89
Reserves for receivables	47,862.46
Surplus revenue	92,211.30
	<u>\$209,762.65</u>

POINT PLEASANT BOROUGH—OCEAN COUNTY

Population U. S. Census, 1960—10,182
Estimated Population, 1967—13,240

Land Area 3.60 sq. mi.

Net Valuation Taxable \$85,320,510
Equalized Valuation \$90,274,181

EXPENDITURES FOR 1967

General Government	
Administrative and executive	\$84,583.65
Assessment and collection of taxes	51,850.24
Financial administration	8,445.52
Public Safety	
Fire protection	24,065.00
Police protection	200,698.27
Other protection	12,279.84
Civil defense and disaster control	2,203.00
Streets and Roads	
Repairs and maintenance	75,295.00
Street lighting	24,000.00
Sanitation	
Street cleaning
Garbage and trash removal	93,148.34
Sanitary sewers
Health and Welfare	
Health services	11,159.11
Welfare—public assistance	2,800.00
Hospitals	500.00
Recreation	
Beaches and boardwalks	5,320.37
Parks and playgrounds
Other recreational services	11,600.00
Education (excl. school districts)	
Libraries	3,000.00
Other educational services	750.00
Statutory Expenditures	
.....	34,968.74
Unclassified Purposes	
.....	200.00
Total Municipal Functions	\$646,967.08
Per Capita—Municipal Functions	
.....	\$48.86
Capital Improvements	
.....	66,735.56
Debt Service	
Principal payments .. \$10,000.00	12,720.00
Interest payments .. 2,720.00
Per Capita—Debt Service	
.....	\$0.96
Deferred Charges	
.....	10,000.00
Total Municipal Expenditures	\$736,422.64
Required Payments for Local School, County, and Special District Taxes	
.....	2,216,358.11
TOTAL EXPENDITURES	\$2,952,780.75
Reserve for Uncollected Taxes..	
.....	\$199,411.10
GRAND TOTAL	\$3,152,191.85

REVENUES REALIZED IN 1967

Surplus revenue appropriated	\$175,000.00
Miscellaneous revenues realized ..	252,673.68
State aid revenues realized	33,642.50
Delinquent tax and lien collections ..	135,647.78
Current tax collections	2,577,911.11
Emergency borrowings
TOTAL REVENUES	\$3,174,875.07

CAPITAL OUTLAY (BY ORDINANCE) 1967

Beaches and boardwalks
Buildings and equipment	\$1,493.83
Parks and playgrounds
Sanitary sewers
Streets and roads
Water supply	123,447.15
Other purposes	173.82
	\$125,114.80

TAXES

Local school taxes	\$1,739,559.00
County taxes	476,799.11
Special district taxes
	\$2,216,358.11
Local purpose taxes	445,080.00
Veteran and senior citizen tax ..	130,730.00
Total tax levy (for rate purposes)	\$2,792,168.11
Per Capita Total Tax Levy ...	
.....	\$210.89
General tax rate
Adjusted business personality tax rate	4.58
Adjusted general tax rate	3.24
Current Taxes	
1967 taxes levied (total)	\$2,707,768.46
Collected in 1967	2,577,911.11
Per cent of levy collected	95.20
Transferred to liens	7,834.87
Adjustments	2,691.47
Balance December 31, 1967	\$119,331.01
All Prior Years Taxes Outstanding	
Balance January 1, 1967	\$124,241.43
Collected in 1967	118,196.38
Adjustments	2,708.23
Balance December 31, 1967	\$3,336.82
Tax Title Liens Outstanding	
Balance January 1, 1967	\$21,397.85
Redeemed by cash	17,451.40
Adjustments	+9,822.70
Balance December 31, 1967	\$13,769.15
Property Acquired by Deed or Foreclosure	
Balance January 1, 1967	\$49,700.00
Sale for cash	2,565.50
Adjustments	1,279.50
Balance December 31, 1967	\$45,855.00

CAPITAL DEBT, DECEMBER 31, 1967

Authorized—Issued and Unissued

	Gross Debt	Net Debt
School debt	\$3,028,000.00
Self-liquidating debt ..	837,000.00
Other capital debt	140,000.00	\$140,000.00
	\$4,005,000.00	\$140,000.00
Per Cent	4.78	0.16
Per Capita	\$302.49	\$10.57

Issued and Outstanding

School debt	\$1,503,000.00
Self-liquidating debt	110,000.00
Other capital debt	70,000.00
	\$1,683,000.00

Equalized Valuation Basis \$83,723,203.00

CURRENT FINANCES DECEMBER 31, 1967

Cash	\$1,172,883.39
Taxes receivable	122,667.83
Tax title liens	13,769.15
Foreclosed property	45,855.00
Other receivables	2,706.41
Emergencies and deferred charges ..	5,668.74
State road aid receivable	38,302.08
	\$1,401,852.60
Cash liabilities	\$972,879.07
Reserves for receivables	184,998.39
Surplus revenue	243,975.14
	\$1,401,852.60

POINT PLEASANT BEACH BOROUGH—OCEAN COUNTY

Population U. S. Census, 1960—3,873
Estimated Population, 1967—4,230

Land Area 1.50 sq. ml.

Net Valuation Taxable \$54,724,796
Equalized Valuation \$57,713,188

EXPENDITURES FOR 1967

General Government	
Administrative and executive	\$99,604.23
Assessment and collection of taxes ..	19,313.50
Financial administration	4,500.00
Public Safety	
Fire protection	22,531.54
Police protection	172,300.00
Other protection	7,800.00
Civil defense and disaster control ..	100.00
Streets and Roads	
Repairs and maintenance	67,950.00
Street lighting	21,176.00
Sanitation	
Street cleaning
Garbage and trash removal	43,000.00
Sanitary sewers
Health and Welfare	
Health services	3,500.00
Welfare—public assistance	5,075.00
Hospitals	1,000.00
Recreation	
Beaches and boardwalks	2,600.00
Parks and playgrounds	4,300.00
Other recreational services
Education (excl. school districts)	
Libraries	7,250.00
Other educational services
Statutory Expenditures	
.....	36,316.38
Unclassified Purposes	
.....	1,500.00
Total Municipal Functions	\$519,816.65
Per Capita—Municipal Functions	
.....	\$122.89
Capital Improvements	
.....	114,600.00
Debt Service	
Principal payments
Interest payments
Per Capita—Debt Service	
.....
Deferred Charges	
.....	15,555.74
Total Municipal Expenditures	\$649,972.39
Required Payments for Local School, County, and Special District Taxes	
.....	1,044,027.06
TOTAL EXPENDITURES	\$1,693,999.45
Reserve for Uncollected Taxes...	
.....	\$131,127.61
GRAND TOTAL	\$1,825,127.06

REVENUES REALIZED IN 1967

Surplus revenue appropriated	\$100,000.00
Miscellaneous revenues realized ..	316,738.69
State aid revenues realized	21,328.45
Delinquent tax and lien collections ..	107,789.55
Current tax collections	1,357,453.58
Emergency borrowings
TOTAL REVENUES	\$1,903,310.31
CAPITAL OUTLAY (BY ORDINANCE) 1967	
Beaches and boardwalks
Buildings and equipment
Parks and playgrounds
Sanitary sewers
Streets and roads	\$14,483.50
Water supply	368,854.12
Other purposes
.....	\$383,337.62

TAXES

Local school taxes	\$740,010.00
County taxes	304,017.06
Special district taxes
.....	\$1,044,027.06
Local purpose taxes	421,500.00
Veteran and senior citizen tax ...	37,830.00
Total tax levy (for rate purposes)	\$1,503,357.06
Per Capita Total Tax Levy ...	
.....	\$355.40
General tax rate	
Adjusted business personality tax rate ..	2.97
Adjusted general tax rate	2.73
Current Taxes	
1967 taxes levied (total)	\$1,471,892.41
Collected in 1967	1,357,453.58
Per cent of levy collected	92.22
Transferred to liens
Adjustments
Balance December 31, 1967	\$114,438.83
All Prior Years Taxes Outstanding	
Balance January 1, 1967	\$178,613.95
Collected in 1967	105,296.10
Adjustments
Balance December 31, 1967	\$73,317.85
Tax Title Liens Outstanding	
Balance January 1, 1967	\$9,760.62
Redeemed by cash	2,493.45
Adjustments
Balance December 31, 1967	\$7,267.17
Property Acquired by Deed or Foreclosure	
Balance January 1, 1967	\$38,450.00
Sale for cash
Adjustments
Balance December 31, 1967	\$38,450.00

CAPITAL DEBT, DECEMBER 31, 1967

Authorized—Issued and Unissued			
	Gross Debt	Net Debt	
School debt	\$334,000.00
Self-liquidating debt ..	677,000.00
Other capital debt	181,000.00	\$181,000.00
.....	\$1,192,000.00	\$181,000.00
Per Cent	22.07	0.31
Per Capita	\$281.80	\$42.79
Issued and Outstanding			
School debt	\$334,000.00
Self-liquidating debt	677,000.00
Other capital debt
.....	\$1,011,000.00

Equalized Valuation Basis \$57,422,132.00

CURRENT FINANCES DECEMBER 31, 1967

Cash	\$645,940.26
Taxes receivable	187,756.68
Tax title liens	7,267.17
Foreclosed property	38,450.00
Other receivables	1,010.06
Emergencies and deferred charges ..	25,277.00
State road aid receivable
.....	\$905,701.17
Cash liabilities	\$486,678.98
Reserves for receivables	234,833.91
Surplus revenue	184,538.29
.....	\$905,701.17

POMPTON LAKES BOROUGH—PASSAIC COUNTY

Population U. S. Census, 1960—9,445
Estimated Population, 1967—11,330

Land Area 3.50 sq. mi.

Net Valuation Taxable \$67,923,280
Equalized Valuation \$74,803,155

EXPENDITURES FOR 1967

General Government	
Administrative and executive	\$112,523.00
Assessment and collection of taxes ..	28,608.00
Financial administration	14,195.00
Public Safety	
Fire protection	33,855.00
Police protection	182,743.00
Other protection	7,870.00
Civil defense and disaster control ..	1,915.00

Streets and Roads	
Repairs and maintenance	81,766.00
Street lighting	31,500.00

Sanitation	
Street cleaning
Garbage and trash removal	82,187.00
Sanitary sewers

Health and Welfare	
Health services	15,175.00
Welfare—public assistance	1,200.00
Hospitals	800.00

Recreation	
Beaches and boardwalks
Parks and playgrounds	5,300.00
Other recreational services	13,650.00

Education (excl. school districts)	
Libraries	32,500.00
Other educational services	650.00

Mandatory Expenditures	46,200.00
-------------------------------	-----------

Unclassified Purposes	2,000.00
------------------------------	----------

Total Municipal Functions \$694,637.00

Per Capita—Municipal Functions	\$61.31
---------------------------------------	---------

Capital Improvements	78,000.00
-----------------------------	-----------

Debt Service	41,931.00
---------------------	-----------

Principal payments ..	\$34,000.00
Interest payments ..	7,931.00

Per Capita—Debt Service	\$3.70
--------------------------------	--------

Deferred Charges	19,104.09
-------------------------	-----------

Total Municipal Expenditures \$833,672.09

Required Payments for Local School, County, and Special District Taxes	1,750,435.78
---	--------------

TOTAL EXPENDITURES \$2,584,107.87

Reserve for Uncollected Taxes...	\$94,153.20
---	-------------

GRAND TOTAL \$2,678,261.07

REVENUES REALIZED IN 1967

Surplus revenue appropriated	\$89,887.74
Miscellaneous revenues realized ..	191,605.88
State aid revenues realized	63,628.00
Delinquent tax and lien collections ..	35,339.60
Current tax collections	2,344,833.14
Emergency borrowings

TOTAL REVENUES \$2,725,294.36

CAPITAL OUTLAY (BY ORDINANCE) 1967

Beaches and boardwalks
Buildings and equipment	\$45,916.94
Parks and playgrounds	5,889.60
Sanitary sewers	7,210.30
Streets and roads	16,553.45
Water supply
Other purposes	4,750.61
Total	\$80,330.90

TAXES

Local school taxes	\$1,361,238.40
County taxes	389,197.38
Special district taxes

Local purpose taxes	\$1,750,435.78
Veteran and senior citizen tax ...	603,609.55
	68,770.00

Total tax levy (for rate purposes) \$2,422,815.33

Per Capita Total Tax Levy ... \$213.84

General tax rate
Adjusted business personalty tax rate	10.47
Adjusted general tax rate	3.30

Current Taxes

1967 taxes levied (total)	\$2,389,640.73
Collected in 1967	2,344,833.14
Per cent of levy collected	98.12
Transferred to liens	1,045.60
Adjustments	2,620.34
Balance December 31, 1967	\$41,141.65

All Prior Years Taxes Outstanding

Balance January 1, 1967	\$44,779.40
Collected in 1967	34,152.51
Adjustments	5,834.72
Balance December 31, 1967	\$4,792.17

Tax Title Liens Outstanding

Balance January 1, 1967	\$1,840.12
Redeemed by cash	1,187.09
Adjustments	+1,525.58
Balance December 31, 1967	\$2,178.61

Property Acquired by Deed or Foreclosure

Balance January 1, 1967	\$19,200.00
Sale for cash
Adjustments
Balance December 31, 1967	\$19,200.00

CAPITAL DEBT, DECEMBER 31, 1967

Authorized—Issued and Unissued

	Gross Debt	Net Debt
School debt	\$2,718,000.00
Self-liquidating debt
Other capital debt ...	258,340.00	\$153,778.00
	\$2,976,340.00	\$153,778.00
Per Cent	4.31	0.22
Per Capita	\$262.70	\$13.57

Issued and Outstanding

School debt	\$2,718,000.00
Self-liquidating debt
Other capital debt	220,340.00
	\$2,938,340.00

Equalized Valuation Basis \$68,984,891.00

CURRENT FINANCES DECEMBER 31, 1967

Cash	\$309,472.16
Taxes receivable	45,933.82
Tax title liens	2,178.61
Foreclosed property	19,200.00
Other receivables	2,425.69
Emergencies and deferred charges ..	9,200.00
State road aid receivable	26,709.86
	\$415,120.14
Cash liabilities	\$124,797.31
Reserves for receivables	69,738.12
Surplus revenue	220,584.71
	\$415,120.14

PORT REPUBLIC CITY—ATLANTIC COUNTY

Population U. S. Cens., 1960—561
Estimated Population, 1967—640

Land Area 8.14 sq. mi.

Net Valuation Taxable \$1,162.77
Equalized Valuation \$2,471.82

EXPENDITURES FOR 1967

General Government

Administrative and executive \$8,463.50
Assessment and collection of taxes 1,675.00
Financial administration 925.00

Public Safety

Fire protection 2,000.00
Police protection 952.20
Other protection 150.00
Civil defense and disaster control 12.80

Streets and Roads

Repairs and maintenance 8,448.53
Street lighting 1,175.00

Sanitation

Street cleaning 750.00
Garbage and trash removal
Sanitary sewers

Health and Welfare

Health services 790.00
Welfare—public assistance 50.00
Hospitals

Recreation

Beaches and boardwalks
Parks and playgrounds 1,166.82
Other recreational services

Education (excl. school districts)

Libraries
Other educational services

Statutory Expenditures

246.00

Unclassified Purposes

.....

Total Municipal Functions \$26,804.85

Per Capita—Municipal Functions

\$41.88

Capital Improvements

7,632.22

Debt Service

*4,260.00

Principal payments \$3,000.00
Interest payments .. 1,260.00

Per Capita—Debt Service

\$6.66

Deferred Charges

976.26

Total Municipal Expenditures \$39,673.33

Required Payments for Local

School, County, and Special
District Taxes 57,293.49

TOTAL EXPENDITURES

\$96,966.82

Reserve for Uncollected Taxes..

\$9,617.31

GRAND TOTAL \$106,584.13

REVENUES REALIZED IN 1967

Surplus revenue appropriated 14,434.86
Miscellaneous revenues realized .. 14,471.65
State aid revenues realized 10,927.25
Delinquent tax and lien collections 5,539.77
Current tax collections 59,271.56
Emergency borrowings

TOTAL REVENUES

\$104,645.09

CAPITAL OUTLAY (BY ORDINANCE) 1967

Beaches and boardwalks
Buildings and equipment
Parks and playgrounds
Sanitary sewers
Streets and roads
Water supply
Other purposes

TAXES

Local school taxes \$43,751.79
County taxes 17,801.94
Special district taxes

Local purpose taxes \$61,553.69
Veteran and senior citizen tax ... 2,572.77
5,310.00

Total tax levy (for rate purposes) \$69,436.44

Per Capita Total Tax Levy ...

\$108.44

General tax rate
Adjusted business personality tax
rate 10.7
Adjusted general tax rate 5.6

Current Taxes

1967 taxes levied (total) \$63,720.44
Collected in 1967 59,271.56
Per cent of levy col-
lected 93.01
Transferred to liens 115.6
Adjustments
Balance December 31, 1967 \$4,333.11

All Prior Years Taxes Outstanding

Balance January 1, 1967 \$5,684.40
Collected in 1967 5,539.77
Adjustments -53.11
Balance December 31, 1967 \$91.52

Tax Title Liens Outstanding

Balance January 1, 1967 \$728.00
Redeemed by cash
Adjustments +209.9
Balance December 31, 1967 \$937.90

Property Acquired by Deed or

Foreclosure
Balance January 1, 1967 \$1,100.00
Sale for cash
Adjustments
Balance December 31, 1967 \$1,100.00

CAPITAL DEBT, DECEMBER 31, 1967

Authorized—Issued and Unissued

	Gross Debt	Net Debt
School debt	\$32,000.00	
Self-liquidating debt		
Other capital debt		
	\$32,000.00	
Per Cent	1.22	
Per Capita	\$50.00	

Issued and Outstanding

School debt	\$32,000.00
Self-liquidating debt	
Other capital debt	
	\$32,000.00

Equalized Valuation Basis \$2,617,662.00

CURRENT FINANCES DECEMBER 31, 1967

Cash	\$24,986.57
Taxes receivable	4,424.71
Tax title liens	937.31
Foreclosed property	1,100.00
Other receivables	
Emergencies and deferred charges	98.3
State road aid receivable	13,855.3
	\$45,402.89
Cash liabilities	\$14,715.2
Reserves for receivables	6,462.6
Surplus revenue	24,224.9
	\$45,402.89

* Chapter VI School Debt Service.

PRINCETON BOROUGH—MERCER COUNTY

Population U. S. Census, 1960—11,890
Estimated Population, 1967—12,870

Land Area 1.76 sq. mi.

Net Valuation Taxable \$46,934,990
Equalized Valuation \$99,996,637

EXPENDITURES FOR 1967

General Government	
Administrative and executive	\$166,694.29
Assessment and collection of taxes	25,035.01
Financial administration	2,900.00
Public Safety	
Fire protection	\$1,823.00
Police protection	276,203.90
Other protection	9,464.50
Civil defense and disaster control	2,490.00
Streets and Roads	
Repairs and maintenance	123,944.10
Street lighting	26,265.00
Sanitation	
Street cleaning	34,126.51
Garbage and trash removal	98,073.00
Sanitary sewers	125,393.56
Health and Welfare	
Health services	29,041.00
Welfare—public assistance	4,760.00
Hospitals	27,000.00
Recreation	
Beaches and boardwalks	11,325.00
Parks and playgrounds	60,014.49
Other recreational services	
Education (excl. school districts)	
Libraries	79,467.00
Other educational services	
Mandatory Expenditures	
.....	84,739.28
Unclassified Purposes	
.....	4,056.99
Total Municipal Functions	\$1,222,816.63
Per Capita—Municipal Functions	
.....	\$95.01
Capital Improvements	
.....	46,812.25
Debt Service	
Principal payments .. \$110,000.00	
Interest payments .. 94,159.73	
Per Capita—Debt Service	
.....	\$15.86
Deferred Charges	
.....	
Total Municipal Expenditures	\$1,473,788.61
Required Payments for Local School, County, and Special District Taxes	
.....	1,941,993.51
TOTAL EXPENDITURES	\$3,415,782.12
Reserve for Uncollected Taxes...	\$76,002.79
GRAND TOTAL	\$3,491,784.91

REVENUES REALIZED IN 1967

Surplus revenue appropriated	\$179,000.00
Miscellaneous revenues realized ..	720,996.04
State aid revenues realized	41,024.60
Delinquent tax and lien collections ..	50,766.95
Current tax collections	2,546,173.78
Emergency borrowings	
TOTAL REVENUES	\$3,537,961.37

CAPITAL OUTLAY (BY ORDINANCE) 1967

Beaches and boardwalks	
Buildings and equipment	\$674,342.48
Parks and playgrounds	
Sanitary sewers	
Streets and roads	84,065.36
Water supply	
Other purposes	
	\$758,407.84

TAXES

Local school taxes	\$1,174,381.81
County taxes	767,611.70
Special district taxes	
	\$1,941,993.51
Local purpose taxes	664,339.00
Veteran and senior citizen tax ...	26,860.00
Total tax levy (for rate purposes)	\$2,633,192.51
Per Capita Total Tax Levy ...	
.....	\$204.60
General tax rate	
Adjusted business personalty tax rate	8.86
Adjusted general tax rate	5.42
Current Taxes	
1967 taxes levied (total)	\$2,615,458.00
Collected in 1967	2,546,173.78
Per cent of levy collected	97.35
Transferred to liens	303.52
Adjustments	3,878.69
Balance December 31, 1967	\$65,102.01
All Prior Years Taxes Outstanding	
Balance January 1, 1967	\$50,904.47
Collected in 1967	50,766.95
Adjustments	—137.52
Balance December 31, 1967	
Tax Title Liens Outstanding	
Balance January 1, 1967	\$743.27
Redeemed by cash	
Adjustments	+303.52
Balance December 31, 1967	\$1,046.79
Property Acquired by Deed or Foreclosure	
Balance January 1, 1967	
Sale for cash	
Adjustments	
Balance December 31, 1967	

CAPITAL DEBT, DECEMBER 31, 1967

Authorized—Issued and Unissued

	Gross Debt	Net Debt
School debt	\$2,007,235.00	
Self-liquidating debt ..		
Other capital debt	2,353,000.00	\$2,353,000.00
	\$4,360,235.00	\$2,353,000.00
Per Cent	4.59	2.48
Per Capita	\$338.79	\$182.83

Issued and Outstanding

School debt	\$2,007,235.00
Self-liquidating debt	
Other capital debt	2,353,000.00
	\$4,360,235.00

Equalized Valuation Basis \$94,843,971.00

CURRENT FINANCES DECEMBER 31, 1967

Cash	\$202,988.87
Taxes receivable	65,102.01
Tax title liens	1,046.79
Foreclosed property	
Other receivables	
Emergencies and deferred charges ..	11,260.00
State road aid receivable	53,836.98
	\$334,234.65
Cash liabilities	\$74,053.74
Reserves for receivables	66,148.80
Surplus revenue	194,032.11
	\$334,234.65

PRINCETON TOWNSHIP—MERCER COUNTY

Population U. S. Census, 1960—10,411
Estimated Population, 1967—13,200

Land Area 16.25 sq. mi.

Net Valuation Taxable \$82,977.78
Equalized Valuation \$146,737.51

EXPENDITURES FOR 1967

General Government

Administrative and executive	\$137,357.97
Assessment and collection of taxes	29,470.59
Financial administration	13,958.42

Public Safety

Fire protection	29,870.00
Police protection	265,932.62
Other protection	20,286.63
Civil defense and disaster control	1,245.00

Streets and Roads

Repairs and maintenance	207,644.59
Street lighting	18,507.18

Sanitation

Street cleaning
Garbage and trash removal	42,068.40
Sanitary sewers	74,094.00

Health and Welfare

Health services	24,249.19
Welfare—public assistance	8,041.13
Hospitals	24,000.00

Recreation

Beaches and boardwalks
Parks and playgrounds
Other recreational services	112,935.09

Education (excl. school districts)

Libraries	119,201.00
Other educational services

Statutory Expenditures

.....	64,617.20
-------	-----------

Unclassified Purposes

.....	300.00
-------	--------

Total Municipal Functions \$1,193,839.01

Per Capita—Municipal Functions \$90.44

Capital Improvements

.....	61,310.00
-------	-----------

Debt Service

Principal payments	\$74,000.00
Interest payments	75,936.06

Per Capita—Debt Service \$11.36

Deferred Charges

.....	5,040.00
-------	----------

Total Municipal Expenditures \$1,410,125.07

Required Payments for Local

School, County, and Special District Taxes	3,760,263.73
--	--------------

TOTAL EXPENDITURES \$5,170,388.80

Reserve for Uncollected Taxes..

.....	\$180,210.00
-------	--------------

GRAND TOTAL \$5,350,598.80

REVENUES REALIZED IN 1967

Surplus revenue appropriated	\$160,000.00
Miscellaneous revenues realized ..	527,058.96
State aid revenues realized	53,614.00
Delinquent tax and lien collections ..	152,154.48
Current tax collections	4,450,082.85
Emergency borrowings

TOTAL REVENUES \$5,342,910.29

CAPITAL OUTLAY (BY ORDINANCE) 1967

Beaches and boardwalks
Buildings and equipment
Parks and playgrounds	\$90,105.30
Sanitary sewers	56,193.36
Streets and roads	17,928.32
Water supply
Other purposes	93,631.60

\$257,858.78

TAXES

Local school taxes	\$2,623,061.20
County taxes	1,126,902.40
Special district taxes	10,300.00

Local purpose taxes	\$3,760,263.73
Veteran and senior citizen tax ..	837,313.70
.....	44,800.00

Total tax levy (for rate purposes) \$4,642,376.73

Per Capita Total Tax Levy ... \$351.73

General tax rate
Adjusted business personalty tax rate	16.00
Adjusted general tax rate	5.40

Current Taxes

1967 taxes levied (total)	\$4,665,787.00
Collected in 1967	4,450,082.85
Per cent of levy collected	95.37
Transferred to liens	339.00
Adjustments	10,859.00
Balance December 31, 1967	\$204,505.33

All Prior Years Taxes Outstanding

Balance January 1, 1967	\$157,090.70
Collected in 1967	151,550.30
Adjustments	32.00
Balance December 31, 1967	\$5,407.70

Tax Title Liens Outstanding

Balance January 1, 1967	\$526.20
Redeemed by cash	604.10
Adjustments	+704.10
Balance December 31, 1967	\$626.20

Property Acquired by Deed or Foreclosure

Balance January 1, 1967
Sale for cash
Adjustments
Balance December 31, 1967

CAPITAL DEBT, DECEMBER 31, 1967

Authorized—Issued and Unissued

	Gross Debt	Net Debt
School debt	\$3,022,765.00
Self-liquidating debt
Other capital debt	2,486,995.00	\$2,486,995.00
	\$5,509,760.00	\$2,486,995.00

Per Cent	3.65	1.1
Per Capita	\$417.41	\$188.40

Issued and Outstanding

School debt	\$3,022,765.00
Self liquidating debt
Other capital debt	2,425,495.00
	\$5,448,260.00

Equalized Valuation Basis \$142,828,818.00

CURRENT FINANCES DECEMBER 31, 1967

Cash	\$312,274.40
Taxes receivable	209,913.40
Tax title liens	626.20
Foreclosed property
Other receivables	4,150.50
Emergencies and deferred charges ..	20,905.40
State road aid receivable	66,887.00
	\$614,757.40

Cash liabilities	\$202,920.00
Reserves for receivables	214,690.00
Surplus revenue	197,146.00
	\$614,757.40

PROSPECT PARK BOROUGH—PASSAIC COUNTY

ulation U. S. Census, 1960—5,201
imated Population, 1967—5,410

Land Area 0.40 sq. mi.

Net Valuation Taxable \$23,996,320
Equalized Valuation \$26,455,525

EXPENDITURES FOR 1967

General Government	
Administrative and executive	\$17,600.00
Assessment and collection of taxes	7,100.00
Financial administration	1,750.00
Public Safety	
Fire protection	12,900.00
Police protection	45,700.00
Other protection
Civil defense and disaster control	50.00
Streets and Roads	
Repairs and maintenance	21,600.00
Street lighting	5,300.00
Maintenance	
Street cleaning
Garbage and trash removal	26,000.00
Sanitary sewers	4,400.00
Health and Welfare	
Health services	5,600.00
Welfare—public assistance	1,000.00
Hospitals	600.00
Recreation	
Beaches and boardwalks
Parks and playgrounds
Other recreational services	1,000.00
Education (excl. school districts)	
Libraries
Other educational services
Tutory Expenditures	5,150.00
Classified Purposes	500.00
Total Municipal Functions	\$156,250.00
Capita—Municipal Functions	\$28.88
Capital Improvements	18,000.00
Debt Service
Principal payments
Interest payments
Capita—Debt Service
Deferred Charges	2.54
Total Municipal Expenditures	\$174,252.54
Required Payments for Local	
School, County, and Special	
District Taxes	546,653.90
TOTAL EXPENDITURES	\$720,906.44
Provision for Uncollected Taxes...	\$38,234.53
GRAND TOTAL	\$759,140.97

REVENUES REALIZED IN 1967

Surplus revenue appropriated	\$57,000.00
Miscellaneous revenues realized	45,191.79
State aid revenues realized	16,402.00
Delinquent tax and lien collections	5,728.94
Current tax collections	645,315.40
Emergency borrowings
TOTAL REVENUES	\$769,638.13

CAPITAL OUTLAY (BY ORDINANCE) 1967

Beaches and boardwalks
Buildings and equipment
Parks and playgrounds
Sanitary sewers
Streets and roads
Water supply
Other purposes

TAXES

Local school taxes	\$409,029.95
County taxes	137,623.95
Special district taxes	
	<hr/>
Local purpose taxes	\$546,653.90
Veteran and senior citizen tax ...	99,885.07
	28,640.00
	<hr/>
Total tax levy (for rate purposes)	\$675,178.97
	<hr/>
Per Capita Total Tax Levy ...	\$124.80
General tax rate	
Adjusted business personalty tax rate	5.52
Adjusted general tax rate	2.59
Current Taxes	
1967 taxes levied (total)	\$648,775.90
Collected in 1967	645,315.40
Per cent of levy collected	99.46
Transferred to liens	
Adjustments	
Balance December 31, 1967	\$3,460.50
	<hr/>
All Prior Years Taxes Outstanding	
Balance January 1, 1967	\$7,772.98
Collected in 1967	5,728.94
Adjustments	
Balance December 31, 1967	\$2,044.04
	<hr/>
Tax Title Liens Outstanding	
Balance January 1, 1967	\$109.91
Redeemed by cash	
Adjustments	
Balance December 31, 1967	\$109.91
	<hr/>
Property Acquired by Deed or Foreclosure	
Balance January 1, 1967	\$250.00
Sale for cash	
Adjustments	
Balance December 31, 1967	\$250.00
	<hr/>
CAPITAL DEBT, DECEMBER 31, 1967	
Authorized—Issued and Unissued	
	Gross Debt
School debt	\$556,200.00
Self-liquidating debt	
Other capital debt	
	<hr/>
	\$556,200.00
	<hr/>
Per Cent	2.25
Per Capita	\$102.81
	<hr/>
Issued and Outstanding	
School debt	\$542,594.00
Self-liquidating debt	
Other capital debt	
	<hr/>
	\$542,594.00
	<hr/>
Equalized Valuation Basis	
\$24,700,255.00	
<hr/>	
CURRENT FINANCES DECEMBER 31, 1967	
Cash	\$110,135.32
Taxes receivable	5,504.54
Tax title liens	109.91
Foreclosed property	250.00
Other receivables	398.72
Emergencies and deferred charges ..	500.00
	<hr/>
	\$133,744.99
Cash liabilities	\$51,406.11
Reserves for receivables	6,263.17
Surplus revenue	76,075.71
	<hr/>
	\$133,744.99

QUINTON TOWNSHIP—SALEM COUNTY

Population U. S. Census, 1960—2,440
Estimated Population, 1967—2,810

Land Area 24.61 sq. mi.

Net Valuation Taxable \$3,219,197
Equalized Valuation \$11,908,901

EXPENDITURES FOR 1967

General Government	
Administrative and executive	\$12,535.00
Assessment and collection of taxes	5,950.00
Financial administration	1,500.00
Public Safety	
Fire protection	2,675.00
Police protection	4,725.00
Other protection	495.00
Civil defense and disaster control	100.00
Streets and Roads	
Repairs and maintenance	14,985.00
Street lighting	7,000.00
Sanitation	
Street cleaning
Garbage and trash removal	5,080.00
Sanitary sewers
Health and Welfare	
Health services	825.00
Welfare—public assistance	1,370.00
Hospitals	400.00
Recreation	
Beaches and boardwalks
Parks and playgrounds
Other recreational services
Education (excl. school districts)	
Libraries
Other educational services
Statutory Expenditures	400.00
Unclassified Purposes	150.00
Total Municipal Functions	\$58,190.00

Per Capita—Municipal Functions	\$20.71
Capital Improvements	23,044.00
Debt Service
Principal payments
Interest payments

Per Capita—Debt Service
Deferred Charges	142.97

Total Municipal Expenditures	\$81,376.97
Required Payments for Local School, County, and Special District Taxes	257,340.93

TOTAL EXPENDITURES \$338,717.90

Reserve for Uncollected Taxes.. \$72,853.38

GRAND TOTAL \$411,571.28

REVENUES REALIZED IN 1967	
Surplus revenue appropriated	\$40,000.00
Miscellaneous revenues realized ..	44,971.44
State aid revenues realized	21,093.00
Delinquent tax and lien collections ..	51,642.46
Current tax collections	225,203.46
Emergency borrowings

TOTAL REVENUES \$382,915.36

CAPITAL OUTLAY (BY ORDINANCE) 1967

Beaches and boardwalks
Buildings and equipment
Parks and playgrounds
Sanitary sewers
Streets and roads
Water supply
Other purposes

TAXES

Local school taxes	\$177,947.00
County taxes	79,393.99
Special district taxes
Local purpose taxes	\$257,340.93
Veteran and senior citizen tax ..	13,440.00
Total tax levy (for rate purposes)	\$287,661.28

Per Capita Total Tax Levy	\$102.37
General tax rate
Adjusted business personalty tax rate	12.7
Adjusted general tax rate	8.8

Current Taxes	
1967 taxes levied (total)	\$276,844.00
Collected in 1967	225,203.46
Per cent of levy collected	81.34
Transferred to liens	12,700.00
Adjustments	106.40
Balance December 31, 1967	\$38,834.14

All Prior Years Taxes Outstanding	
Balance January 1, 1967	\$46,180.11
Collected in 1967	37,828.90
Adjustments	2,094.20
Balance December 31, 1967	\$6,256.99

Tax Title Liens Outstanding	
Balance January 1, 1967	\$47,239.70
Redeemed by cash	13,813.50
Adjustments	+15,153.20
Balance December 31, 1967	\$48,578.80

Property Acquired by Deed or Foreclosure	
Balance January 1, 1967	\$94.50
Sale for cash
Adjustments
Balance December 31, 1967	\$94.50

CAPITAL DEBT, DECEMBER 31, 1967

Authorized—Issued and Unissued

	Gross Debt	Net Debt
School debt	\$130,000.00
Self-liquidating debt
Other capital debt
	\$130,000.00

Per Cent	1.30
Per Capita	\$46.26

Issued and Outstanding

School debt	\$130,000.00
Self-liquidating debt
Other capital debt
	\$130,000.00

Equalized Valuation Basis \$9,094,282.40

CURRENT FINANCES DECEMBER 31, 1967

Cash	\$113,142.20
Taxes receivable	46,381.00
Tax title liens	48,578.80
Foreclosed property	94.50
Other receivables	430.00
Emergencies and deferred charges ..	3,000.00
State road aid receivable	13,044.00
	\$224,672.20
Cash liabilities	\$7,084.00
Reserves for receivables	95,485.00
Surplus revenue	122,102.00
	\$224,672.20

RAHWAY CITY—UNION COUNTY

Population U. S. Census, 1960—27,699
Estimated Population, 1967—31,290

Land Area 4.10 sq. mi.

Net Valuation Taxable \$67,320,216
Equalized Valuation \$206,266,689

EXPENDITURES FOR 1967

General Government	
Administrative and executive	\$316,103.96
Assessment and collection of taxes	56,160.00
Financial administration	38,290.87
Public Safety	
Fire protection	460,735.00
Police protection	616,970.00
Other protection	33,601.00
Civil defense and disaster control	6,568.00
Streets and Roads	
Repairs and maintenance	287,600.00
Street lighting	110,000.00
Sanitation	
Street cleaning
Garbage and trash removal	186,755.52
Sanitary sewers	87,865.00
Health and Welfare	
Health services	47,751.04
Welfare—public assistance	25,938.00
Hospitals	8,000.00
Recreation	
Beaches and boardwalks
Parks and playgrounds	42,125.48
Other recreational services	55,326.00
Education (excl. school districts)	
Libraries	98,186.13
Other educational services	6,335.00
Mandatory Expenditures	249,532.18
Unclassified Purposes	16,000.00
Total Municipal Functions	\$2,749,843.18
Per Capita—Municipal Functions	
Capital Improvements	\$87.88
Capital Improvements	106,000.00
Debt Service	\$360,908.25
Principal payments ..	\$266,200.00
Interest payments ..	94,708.25
Per Capita—Debt Service	\$11.53
Deferred Charges	17,888.35
Total Municipal Expenditures	\$3,234,639.78
Required Payments for Local School, County, and Special District Taxes	
.....	3,444,599.02
TOTAL EXPENDITURES	\$6,679,238.80
Reserve for Uncollected Taxes...	
.....	\$200,000.00
GRAND TOTAL	\$6,879,238.80

REVENUES REALIZED IN 1967

Surplus revenue appropriated	\$293,500.00
Miscellaneous revenues realized ..	775,749.62
State aid revenues realized	154,279.35
Delinquent tax and lien collections ..	137,601.51
Current tax collections	5,522,022.84
Emergency borrowings
TOTAL REVENUES	\$6,883,153.32

CAPITAL OUTLAY (BY ORDINANCE) 1967

Beaches and boardwalks
Buildings and equipment	\$167,568.88
Parks and playgrounds
Sanitary sewers	2,687.74
Streets and roads	56,016.08
Water supply
Other purposes	34,887.83
.....
TOTAL	\$261,160.53

TAXES

Local school taxes	\$2,896,904.01
County taxes	726,766.51
Special district taxes
.....	\$3,623,670.52
Local purpose taxes	2,024,030.73
Veteran and senior citizen tax ...	172,750.00
Total tax levy (for rate purposes)	\$5,820,451.25
Per Capita Total Tax Levy ...	
General tax rate	\$186.02
Adjusted business personalty tax rate	13.75
Adjusted general tax rate	8.18
Current Taxes	
1967 taxes levied (total)	\$5,668,339.11
Collected in 1967	5,522,022.84
Per cent of levy collected	97.41
Transferred to liens	2,756.66
Adjustments	5,940.05
Balance December 31, 1967	\$137,619.56
All Prior Years Taxes Outstanding	
Balance January 1, 1967	\$302,018.81
Collected in 1967	137,506.51
Adjustments	—2,413.90
Balance December 31, 1967	\$162,098.40
Tax Title Liens Outstanding	
Balance January 1, 1967	\$11,107.90
Redeemed by cash	95.00
Adjustments	+5,402.03
Balance December 31, 1967	\$16,414.93
Property Acquired by Deed or Foreclosure	
Balance January 1, 1967	\$68,025.00
Sale for cash	6,950.00
Adjustments	+4,675.00
Balance December 31, 1967	\$65,750.00

CAPITAL DEBT, DECEMBER 31, 1967

Authorized—Issued and Unissued

	Gross Debt	Net Debt
School debt	\$4,885,000.00
Self-liquidating debt ..	88,000.00
Other capital debt	2,162,048.00	\$2,117,776.00
.....	\$7,135,048.00	\$2,117,776.00
Per Cent	3.96	1.20
Per Capita	\$228.03	\$67.68

Issued and Outstanding

School debt	\$4,885,000.00
Self-liquidating debt	88,000.00
Other capital debt	1,545,908.00
.....	\$6,518,908.00

Equalized Valuation Basis \$180,064,406.00

CURRENT FINANCES DECEMBER 31, 1967

Cash	\$404,698.10
Taxes receivable	299,717.96
Tax title liens	16,414.93
Foreclosed property	65,750.00
Other receivables	69,119.67
Emergencies and deferred charges ..	34,280.68
State road aid receivable	64,530.00
.....	\$954,520.34
Cash liabilities	\$196,585.69
Reserves for receivables	451,002.56
Surplus revenue	306,932.09
.....	\$954,520.34

* Includes \$179,071.50 Chapter VI School Debt Service.

RAMSEY BOROUGH—BERGEN COUNTY

Population U. S. Census, 1960—9,527
Estimated Population, 1967—12,100

Land Area 5.90 sq. mi.

Net Valuation Taxable \$94,394,990
Equalized Valuation \$103,397,757

EXPENDITURES FOR 1967

General Government	
Administrative and executive	\$213,700.00
Assessment and collection of taxes	29,200.00
Financial administration
Public Safety	
Fire protection	27,000.00
Police protection	177,700.00
Other protection
Civil defense and disaster control	5,000.00
Streets and Roads	
Repairs and maintenance	184,100.00
Street lighting	31,000.00
Sanitation	
Street cleaning
Garbage and trash removal	72,000.00
Sanitary sewers
Health and Welfare	
Health services	25,900.00
Welfare—public assistance	3,200.00
Hospitals
Recreation	
Beaches and boardwalks
Parks and playgrounds	9,000.00
Other recreational services	800.00
Education (excl. school districts)	
Libraries	40,916.00
Other educational services	3,600.00
Statutory Expenditures	34,000.00
Unclassified Purposes	800.00
Total Municipal Functions	\$857,916.00
Per Capita—Municipal Functions	\$70.90
Capital Improvements	107,700.00
Debt Service	20,284.00
Principal payments ..	\$17,999.50
Interest payments ..	2,284.50
Per Capita—Debt Service	\$1.68
Deferred Charges
Total Municipal Expenditures	\$985,900.00
Required Payments for Local School, County, and Special District Taxes	2,706,459.68
TOTAL EXPENDITURES	\$3,692,359.68
Reserve for Uncollected Taxes...	\$238,642.00
GRAND TOTAL	\$3,931,001.68

REVENUES REALIZED IN 1967

Surplus revenue appropriated	\$240,000.00
Miscellaneous revenues realized ..	291,167.88
State aid revenues realized	28,372.00
Delinquent tax and lien collections ..	137,905.19
Current tax collections	3,232,340.69
Emergency borrowings

TOTAL REVENUES **\$3,929,785.76**

CAPITAL OUTLAY (BY ORDINANCE) 1967

Beaches and boardwalks
Buildings and equipment	\$56,215.74
Parks and playgrounds	1,890.00
Sanitary sewers	2,872.67
Streets and roads	5,901.08
Water supply	117,401.98
Other purposes	8,161.44
Total	\$191,842.91

TAXES

Local school taxes	\$2,357,841.50
County taxes	348,618.18
Special district taxes
Total	\$2,706,459.68
Local purpose taxes	699,320.00
Veteran and senior citizen tax ..	66,150.00
Total tax levy (for rate purposes)	\$3,471,929.68
Per Capita Total Tax Levy	\$286.94
General tax rate
Adjusted business personalty tax rate	8.35
Adjusted general tax rate	3.54
Current Taxes	
1967 taxes levied (total)	\$3,443,473.69
Collected in 1967	3,232,340.69
Per cent of levy col- lected	93.86
Transferred to liens	5,639.22
Adjustments	8,353.51
Balance December 31, 1967	\$197,140.27
All Prior Years Taxes Outstanding	
Balance January 1, 1967	\$140,195.85
Collected in 1967	136,228.47
Adjustments	744.45
Balance December 31, 1967	\$3,222.93
Tax Title Liens Outstanding	
Balance January 1, 1967	\$12,224.41
Redeemed by cash	1,676.72
Adjustments	+5,808.02
Balance December 31, 1967	\$16,355.71
Property Acquired by Deed or Foreclosure	
Balance January 1, 1967	\$2,800.00
Sale for cash
Adjustments
Balance December 31, 1967	\$2,800.00

CAPITAL DEBT, DECEMBER 31, 1967

Authorized—Issued and Unissued

	Gross Debt	Net Debt
School debt	\$4,867,000.00	\$971,465.00
Self-liquidating debt ..	921,700.00	198,168.00
Other capital debt	641,550.00	641,550.00
Total	\$6,430,250.00	\$1,811,183.00
Per Cent	6.60	1.83
Per Capita	\$531.43	\$149.63

Issued and Outstanding

School debt	\$4,867,000.00
Self-liquidating debt	921,000.00
Other capital debt	130,235.00
Total	\$5,918,235.00

Equalized Valuation Basis \$97,388,385.04

CURRENT FINANCES DECEMBER 31, 1967

Cash	\$1,815,319.2
Taxes receivable	200,363.2
Tax title liens	16,355.7
Foreclosed property	2,800.0
Other receivables	1,637.5
Emergencies and deferred charges
State road aid receivable	22,111.0
Total	\$2,058,586.7
Cash liabilities	\$407,011.3
Reserves for receivables	221,156.4
Surplus revenue	1,430,418.8
Total	\$2,058,586.7

RANDOLPH TOWNSHIP—MORRIS COUNTY

Population U. S. Census, 1960—7,295
Estimated Population, 1967—9,490

Land Area 21.06 sq. mi.

Net Valuation Taxable \$38,713,886
Equalized Valuation \$76,151,183

EXPENDITURES FOR 1967

General Government

Administrative and executive	\$92,836.31
Assessment and collection of taxes ..	20,680.66
Financial administration	2,050.00

Public Safety

Fire protection	19,910.00
Police protection	135,634.75
Other protection	3,620.00
Civil defense and disaster control ..	3,880.04

Streets and Roads

Repairs and maintenance	177,686.53
Street lighting	1,500.00

Sanitation

Street cleaning
Garbage and trash removal	44,367.00
Sanitary sewers

Health and Welfare

Health services	9,646.92
Welfare—public assistance	1,265.00
Hospitals	900.00

Recreation

Beaches and boardwalks
Parks and playgrounds	14,033.00
Other recreational services

Education (excl. school districts)

Libraries	200.00
Other educational services	100.00

Statutory Expenditures

.....	27,635.22
-------	-----------

Unclassified Purposes

.....	1,770.00
-------	----------

Total Municipal Functions \$557,715.43

Per Capita—Municipal Functions

.....	\$58.77
-------	---------

Capital Improvements

.....	76,638.34
-------	-----------

Debt Service

Principal payments
Interest payments

Per Capita—Debt Service

.....
-------	-------

Deferred Charges

.....	66,215.18
-------	-----------

Total Municipal Expenditures \$700,568.95

Required Payments for Local

School, County, and Special
-----------------------------	-------

District Taxes	2,167,792.81
----------------------	--------------

TOTAL EXPENDITURES \$2,868,361.76

Reserve for Uncollected Taxes...

.....	\$219,939.48
-------	--------------

GRAND TOTAL \$3,088,301.24

REVENUES REALIZED IN 1967

Surplus revenue appropriated	\$152,000.00
Miscellaneous revenues realized ..	233,423.57
State aid revenues realized	42,657.00
Delinquent tax and lien collections ..	131,288.12
Current tax collections	2,349,438.81
Emergency borrowings

TOTAL REVENUES \$2,908,807.50

CAPITAL OUTLAY (BY ORDINANCE) 1967

Beaches and boardwalks
Buildings and equipment	\$51,284.83
Parks and playgrounds
Sanitary sewers
Streets and roads
Water supply	112,722.83
Other purposes

\$164,007.66

TAXES

Local school taxes	\$1,863,582.50
County taxes	291,955.31
Special district taxes	7,255.00

\$2,167,792.81

Local purpose taxes	426,476.50
---------------------------	------------

Veteran and senior citizen tax ...	50,920.00
------------------------------------	-----------

Total tax levy (for rate purposes) \$2,645,189.31

Per Capita Total Tax Levy ...

.....	\$278.73
-------	----------

General tax rate
------------------------	-------

Adjusted business personalty tax	7.70
----------------------------------	------

Adjusted general tax rate	6.78
---------------------------------	------

Current Taxes

1967 taxes levied (total)	\$2,650,666.93
---------------------------------	----------------

Collected in 1967	2,349,438.81
-------------------------	--------------

Per cent of levy col-
-----------------------	-------

lected	88.63
--------------	-------

Transferred to liens	3,007.23
----------------------------	----------

Adjustments	14,397.53
-------------------	-----------

Balance December 31, 1967	\$283,823.36
---------------------------------	--------------

All Prior Years Taxes Outstanding

Balance January 1, 1967	\$191,467.50
-------------------------------	--------------

Collected in 1967	121,675.07
-------------------------	------------

Adjustments
-------------------	-------

Balance December 31, 1967	\$69,792.43
---------------------------------	-------------

Tax Title Liens Outstanding

Balance January 1, 1967	\$22,293.71
-------------------------------	-------------

Redeemed by cash	9,613.05
------------------------	----------

Adjustments	+3,007.23
-------------------	-----------

Balance December 31, 1967	\$15,687.89
---------------------------------	-------------

Property Acquired by Deed or

Foreclosure
-------------	-------

Balance January 1, 1967
-------------------------------	-------

Sale for cash
---------------------	-------

Adjustments
-------------------	-------

Balance December 31, 1967
---------------------------------	-------

CAPITAL DEBT, DECEMBER 31, 1967

Authorized—Issued and Unissued

	Gross Debt	Net Debt
School debt	\$5,042,500.00	\$2,153,131.00
Self-liquidating debt ..	954,500.00	393,994.00
Other capital debt	20,000.00	20,000.00
	\$6,017,000.00	\$2,567,125.00

Per Cent	8.32	3.55
----------------	------	------

Per Capita	\$634.04	\$270.51
------------------	----------	----------

Issued and Outstanding

School debt	\$2,792,500.00
Self-liquidating debt	900,000.00
Other capital debt	20,000.00
	\$3,712,500.00

Equalized Valuation Basis \$72,234,212.00

CURRENT FINANCES DECEMBER 31, 1967

Cash	\$39,695.39
Taxes receivable	353,615.79
Tax title liens	15,687.89
Foreclosed property
Other receivables	42,542.93
Emergencies and deferred charges ..	68,681.81
State road aid receivable	47,657.00
	\$617,880.81

Cash liabilities	\$115,854.24
------------------------	--------------

Reserves for receivables	411,846.61
--------------------------------	------------

Surplus revenue	90,179.96
-----------------------	-----------

\$617,880.81

RARITAN BOROUGH—SOMERSET COUNTY

Population U. S. Census, 1960—6,137
Estimated Population, 1967—7,140

Land Area 2.06 sq. mi.

Net Valuation Taxable \$18,685,690
Equalized Valuation \$44,432,177

EXPENDITURES FOR 1967

General Government

Administrative and executive	\$55,232.35
Assessment and collection of taxes	10,973.12
Financial administration	1,700.00

Public Safety

Fire protection	16,127.28
Police protection	113,206.23
Other protection	5,330.55
Civil defense and disaster control	625.24

Streets and Roads

Repairs and maintenance	72,447.92
Street lighting	14,400.00

Sanitation

Street cleaning	20,790.83
Garbage and trash removal	46,152.00
Sanitary sewers	

Health and Welfare

Health services	10,108.00
Welfare—public assistance	1,778.37
Hospitals	2,000.00

Recreation

Beaches and boardwalks	
Parks and playgrounds	11,645.00
Other recreational services	

Education (excl. school districts)

Libraries	1,700.00
Other educational services	474.48

Statutory Expenditures

	20,837.63
--	-----------

Unclassified Purposes

	500.00
--	--------

Total Municipal Functions \$406,029.00

Per Capita—Municipal Functions \$56.87

Capital Improvements

	38,800.00
--	-----------

Debt Service

Principal payments	\$21,000.00
Interest payments	7,348.00

Per Capita—Debt Service \$3.97

Deferred Charges

	1,200.00
--	----------

Total Municipal Expenditures \$474,377.00

Required Payments for Local

School, County, and Special	
District Taxes	1,052,777.99

TOTAL EXPENDITURES \$1,527,154.99

Reserve for Uncollected Taxes.. \$77,350.65

GRAND TOTAL \$1,604,505.64

REVENUES REALIZED IN 1967

Surplus revenue appropriated	\$75,000.00
Miscellaneous revenues realized	138,394.70
State aid revenues realized	26,430.06
Delinquent tax and lien collections	57,570.42
Current tax collections	1,331,019.92
Emergency borrowings	

TOTAL REVENUES \$1,628,415.10

CAPITAL OUTLAY (BY ORDINANCE) 1967

Beaches and boardwalks	
Buildings and equipment	\$7,361.12
Parks and playgrounds	10,762.85
Sanitary sewers	1,238.10
Streets and roads	5,255.72
Water supply	
Other purposes	
	<u>\$24,617.79</u>

TAXES

Local school taxes	\$874,046.49
County taxes	178,731.50
Special district taxes	

\$1,052,777.99

Local purpose taxes	304,776.00
Veteran and senior citizen tax ...	49,300.00

Total tax levy (for rate purposes) \$1,406,853.99

Per Capita Total Tax Levy ... \$107.04

General tax rate	
Adjusted business personalty tax rate	19.76
Adjusted general tax rate	6.72

Current Taxes

1967 taxes levied (total)	\$1,363,516.86
Collected in 1967	1,331,019.92
Per cent of levy collected	97.61
Transferred to liens	25.20
Adjustments	637.20
Balance December 31, 1967	<u>\$31,834.54</u>

All Prior Years Taxes Outstanding

Balance January 1, 1967	\$57,642.44
Collected in 1967	55,512.85
Adjustments	
Balance December 31, 1967	<u>\$2,129.59</u>

Tax Title Liens Outstanding

Balance January 1, 1967	\$2,928.03
Redeemed by cash	2,057.57
Adjustments	+25.20
Balance December 31, 1967	<u>\$895.66</u>

Property Acquired by Deed or Foreclosure

Balance January 1, 1967	\$9,435.00
Sale for cash	
Adjustments	
Balance December 31, 1967	<u>\$9,435.00</u>

CAPITAL DEBT, DECEMBER 31, 1967

Authorized—Issued and Unissued

	Gross Debt	Net Debt
School debt	\$2,398,143.00	\$844,046.00
Self-liquidating debt ..		
Other capital debt	259,919.00	259,919.00
	<u>\$2,658,062.00</u>	<u>\$1,103,965.00</u>
Per Cent	6.84	2.84
Per Capita	<u>\$372.28</u>	<u>\$154.62</u>

Issued and Outstanding

School debt	\$1,693,078.00
Self-liquidating debt	
Other capital debt	179,000.00
	<u>\$1,872,078.00</u>

Equalized Valuation Basis \$38,852,433.00

CURRENT FINANCES DECEMBER 31, 1967

Cash	\$124,691.32
Taxes receivable	33,964.13
Tax title liens	895.66
Foreclosed property	9,435.00
Other receivables	2,088.89
Emergencies and deferred charges ..	4,800.00
State road aid receivable	25,492.93
	<u>\$201,367.98</u>
Cash liabilities	\$28,279.02
Reserves for receivables	46,383.68
Surplus revenue	126,705.28
	<u>\$201,367.98</u>

RARITAN TOWNSHIP—HUNTERDON COUNTY

Population U. S. Census, 1960—4,545
Estimated Population, 1967—6,460

Land Area 38.40 sq. ml.

Net Valuation Taxable \$67,986,843
Equalized Valuation \$79,416,137

EXPENDITURES FOR 1967

General Government

Administrative and executive \$51,150.00
Assessment and collection of taxes 13,275.00
Financial administration 1,600.00

Public Safety

Fire protection 12,300.00
Police protection 12,600.00
Other protection 8,800.00
Civil defense and disaster control 2,000.00

Streets and Roads

Repairs and maintenance 143,975.00
Street lighting 2,000.00

Sanitation

Street cleaning 7,000.00
Garbage and trash removal 7,000.00
Sanitary sewers

Health and Welfare

Health services 5,500.00
Welfare—public assistance 3,300.00
Hospitals

Recreation

Benches and boardwalks
Parks and playgrounds 1,450.00
Other recreational services

Education (excl. school districts)

Libraries
Other educational services

Statutory Expenditures

..... 4,500.00

Unclassified Purposes

..... 10,000.00

Total Municipal Functions \$279,450.00

Per Capita—Municipal Functions

..... \$43.26

Capital Improvements

..... 89,500.00

Debt Service

Principal payments
Interest payments

Per Capita—Debt Service

..... 882.13

Deferred Charges

..... 882.13

Total Municipal Expenditures \$369,832.13

Required Payments for Local

School, County, and Special District Taxes 1,568,222.84

TOTAL EXPENDITURES \$1,938,054.97

Reserve for Uncollected Taxes...

..... \$110,214.77

GRAND TOTAL \$2,048,269.74

REVENUES REALIZED IN 1967

Surplus revenue appropriated \$70,000.00
Miscellaneous revenues realized .. 163,679.48
State aid revenues realized 48,838.00
Delinquent tax and lien collections 80,833.50
Current tax collections 1,620,473.10
Emergency borrowings

TOTAL REVENUES \$1,983,824.08

CAPITAL OUTLAY (BY ORDINANCE) 1967

Beaches and boardwalks
Buildings and equipment \$33,972.00
Parks and playgrounds
Sanitary sewers
Streets and roads
Water supply
Other purposes

\$33,972.00

TAXES

Local school taxes \$1,239,567.82
County taxes 328,655.02
Special district taxes

Local purpose taxes \$1,568,222.84
Veteran and senior citizen tax ... 35,210.00

Total tax levy (for rate purposes) \$1,758,491.74

Per Capita Total Tax Levy ... \$272.21

General tax rate
Adjusted business personalty tax rate 4.03
Adjusted general tax rate 2.45

Current Taxes

1967 taxes levied (total) \$1,738,391.14
Collected in 1967 1,620,473.10
Per cent of levy collected 93.21
Transferred to liens 12.25
Adjustments 800.00
Balance December 31, 1967 \$117,105.79

All Prior Years Taxes Outstanding

Balance January 1, 1967 \$109,818.68
Collected in 1967 80,833.50
Adjustments -1,018.87
Balance December 31, 1967 \$27,966.31

Tax Title Liens Outstanding

Balance January 1, 1967 \$30.35
Redeemed by cash
Adjustments +12.25
Balance December 31, 1967 \$42.60

Property Acquired by Deed or Foreclosure

Balance January 1, 1967
Sale for cash
Adjustments
Balance December 31, 1967

CAPITAL DEBT, DECEMBER 31, 1967

Authorized—Issued and Unissued

	Gross Debt	Net Debt
School debt	\$3,623,102.00
Self-liquidating debt
Other capital debt
	\$3,623,102.00
Per Cent	5.49
Per Capita	\$560.85

Issued and Outstanding

School debt \$1,543,554.00
Self-liquidating debt
Other capital debt
..... \$1,543,554.00

Equalized Valuation Basis \$65,926,416.00

CURRENT FINANCES DECEMBER 31, 1967

Cash \$581,891.70
Taxes receivable 145,072.10
Tax title liens 42.60
Foreclosed property
Other receivables 2,199.77
Emergencies and deferred charges .. 62,961.04
State road aid receivable

\$792,167.21

Cash liabilities \$515,562.97
Reserves for receivables 147,314.47
Surplus revenue 129,289.77

\$792,167.21

READINGTON TOWNSHIP—HUNTERDON COUNTY

Population U. S. Census, 1960—6,147
Estimated Population, 1967—7,200

Land Area 47.80 sq. mi.

Net Valuation Taxable \$54,205,362
Equalized Valuation \$63,591,438

EXPENDITURES FOR 1967

General Government	
Administrative and executive	\$59,400.00
Assessment and collection of taxes	13,300.00
Financial administration	5,218.49
Public Safety	
Fire protection	8,000.00
Police protection	33,050.00
Other protection	5,050.00
(Civil defense and disaster control	500.00
Streets and Roads	
Repairs and maintenance	106,085.00
Street lighting	6,000.00
Sanitation	
Street cleaning
Garbage and trash removal	10,550.00
Sanitary sewers
Health and Welfare	
Health services	5,200.00
Welfare—public assistance	3,950.00
Hospitals
Recreation	
Beaches and boardwalks
Parks and playgrounds	1,000.00
Other recreational services
Education (excl. school districts)	
Libraries
Other educational services
Statutory Expenditures	9,500.00
Unclassified Purposes	2,500.00
Total Municipal Functions	\$269,303.49

Per Capita—Municipal Functions	\$37.40
Capital Improvements	106,415.00
Debt Service	
Principal payments
Interest payments
Per Capita—Debt Service
Deferred Charges	10,674.52
Total Municipal Expenditures	\$386,393.01

Required Payments for Local School, County, and Special District Taxes	
.....	1,593,833.95
TOTAL REVENUES	\$1,980,226.96
Reserve for Uncollected Taxes...	\$180,011.68
GRAND TOTAL	\$2,160,238.64

REVENUES REALIZED IN 1967

Surplus revenue appropriated	\$75,000.00
Miscellaneous revenues realized	117,712.79
State aid revenues realized	46,221.00
Delinquent tax and lien collections ..	145,512.05
Current tax collections	1,582,008.40
Emergency borrowings

TOTAL REVENUES \$1,966,454.24

CAPITAL OUTLAY (BY ORDINANCE) 1967

Beaches and boardwalks
Buildings and equipment
Parks and playgrounds
Sanitary sewers
Streets and roads
Water supply
Other purposes	\$347.50
.....	\$347.50

TAXES

Local school taxes	\$1,329,432.67
County taxes	263,401.28
Special district taxes	1,000.00
.....	\$1,593,833.95
Local purpose taxes	199,165.20
Veteran and senior citizen tax ..	50,350.00
Total tax levy (for rate purposes)	\$1,843,349.15

Per Capita Total Tax Levy	\$256.02
General tax rate
Adjusted business personalty tax rate	4.23
Adjusted general tax rate	3.38

Current Taxes	
1967 taxes levied (total)	\$1,805,133.28
Collected in 1967	1,582,008.40
Per cent of levy col- lected	87.63
Transferred to liens	2,393.15
Adjustments	5,758.50
Balance December 31, 1967	\$214,973.23

All Prior Years Taxes Outstanding	
Balance January 1, 1967	\$157,029.52
Collected in 1967	143,318.73
Adjustments	—1,305.31
Balance December 31, 1967	\$12,405.45

Tax Title Liens Outstanding	
Balance January 1, 1967	\$7,753.24
Redeemed by cash	2,193.32
Adjustments	+2,699.24
Balance December 31, 1967	\$8,259.16

Property Acquired by Deed or Foreclosure	
Balance January 1, 1967	\$700.00
Sale for cash
Adjustments
Balance December 31, 1967	\$700.00

CAPITAL DEBT, DECEMBER 31, 1967

Authorized—Issued and Unissued

	Gross Debt	Net Debt
School debt	\$3,061,384.00
Self-liquidating debt
Other capital debt
.....	\$3,061,384.00
Per Cent	5.19
Per Capita	\$425.19

Issued and Outstanding

School debt	\$1,837,984.00
Self-liquidating debt
Other capital debt
.....	\$1,837,984.00

Equalized Valuation Basis \$58,891,470.00

CURRENT FINANCES DECEMBER 31, 1967

Cash	\$394,248.67
Taxes receivable	227,378.68
Tax title liens	8,259.16
Foreclosed property	700.00
Other receivables	20,152.92
Emergencies and deferred charges ..	13,481.37
State road aid receivable	29,783.00
.....	\$694,003.80
Cash liabilities	\$397,956.41
Reserves for receivables	256,490.76
Surplus revenue	39,556.63
.....	\$694,003.80

RED BANK BOROUGH—MONMOUTH COUNTY

Population U. S. Census, 1960—12,482
Estimated Population, 1967—14,130

Land Area 1.80 sq. mi.

Net Valuation Taxable \$74,044,846
Equalized Valuation \$88,898,398

EXPENDITURES FOR 1967

General Government

Administrative and executive	\$161,050.00
Assessment and collection of taxes ..	28,765.00
Financial administration	16,175.00

Public Safety

Fire protection	42,310.00
Police protection	368,720.00
Other protection	9,550.00
Civil defense and disaster control ..	4,300.00

Streets and Roads

Repairs and maintenance	144,300.00
Street lighting	38,000.00

Sanitation

Street cleaning	7,100.00
Garbage and trash removal	120,000.00
Sanitary sewers

Health and Welfare

Health services	42,325.00
Welfare—public assistance	14,125.00
Hospitals	4,500.00

Recreation

Beaches and boardwalks
Parks and playgrounds	75,800.00
Other recreational services

Education (excl. school districts)

Libraries	62,000.00
Other educational services	625.00

Statutory Expenditures

.....	98,025.00
-------	-----------

Unclassified Purposes

.....	3,000.00
-------	----------

Total Municipal Functions \$1,240,670.00

Per Capita—Municipal Functions

.....	\$87.50
-------	---------

Capital Improvements

.....	52,940.00
-------	-----------

Debt Service

Principal payments ..	\$57,000.00
Interest payments ..	20,000.00

Per Capita—Debt Service

.....	\$5.45
-------	--------

Deferred Charges

.....	7,000.00
-------	----------

Total Municipal Expenditures \$1,377,610.00

Required Payments for Local

School, County, and Special District Taxes	2,053,505.96
--	--------------

TOTAL EXPENDITURES \$3,431,115.96

Reserve for Uncollected Taxes...

.....	\$307,609.74
-------	--------------

GRAND TOTAL \$3,738,725.70

REVENUES REALIZED IN 1967

Surplus revenue appropriated	\$275,000.00
Miscellaneous revenues realized ..	305,919.49
State aid and revenues realized	39,038.40
Delinquent tax and lien collections ..	151,971.64
Current tax collections	2,912,217.52
Emergency borrowings

TOTAL REVENUES \$3,684,147.05

CAPITAL OUTLAY (BY ORDINANCE) 1967

Beaches and boardwalks
Buildings and equipment	\$149,143.25
Parks and playgrounds
Sanitary sewers
Streets and roads
Water supply	9,742.25
Other purposes
.....	\$158,885.50

TAXES

Local school taxes	\$1,559,050.00
County taxes	494,455.96
Special district taxes

\$2,053,505.96

Local purpose taxes	1,026,847.44
Veteran and senior citizen tax ...	55,660.00

Total tax levy (for rate purposes) \$3,136,013.40

Per Capita Total Tax Levy ...

\$221.94

General tax rate
Adjusted business personality tax rate	7.147
Adjusted general tax rate	3.997

Current Taxes

1967 taxes levied (total)	\$3,088,124.40
Collected in 1967	2,912,217.52
Per cent of levy collected	94.30
Transferred to liens	10,570.00
Adjustments	21,172.47
Balance December 31, 1967	\$144,164.41

All Prior Years Taxes Outstanding

Balance January 1, 1967	\$186,394.57
Collected in 1967	149,340.40
Adjustments	9,678.73
Balance December 31, 1967	\$27,375.44

Tax Title Liens Outstanding

Balance January 1, 1967	\$10,012.82
Redeemed by cash	2,631.24
Adjustments	+21,085.06
Balance December 31, 1967	\$28,466.64

Property Acquired by Deed or Foreclosure

Balance January 1, 1967	\$3,900.00
Sale for cash
Adjustments
Balance December 31, 1967	\$3,900.00

CAPITAL DEBT, DECEMBER 31, 1967

Authorized—Issued and Unissued

	Gross Debt	Net Debt
School debt	\$697,000.00
Self-liquidating debt ..	435,560.00
Other capital debt	844,000.00	\$844,000.00
.....	\$1,976,560.00	\$844,000.00

Per Cent	2.49	1.06
Per Capita	\$139.88	\$59.73

Issued and Outstanding

School debt	\$697,000.00
Self-liquidating debt	404,000.00
Other capital debt	763,000.00
.....	\$1,864,000.00

Equalized Valuation Basis \$79,161,648.00

CURRENT FINANCES DECEMBER 31, 1967

Cash	\$750,865.16
Taxes receivable	171,539.85
Tax title liens	28,466.64
Foreclosed property	3,900.00
Other receivables	2,030.76
Emergencies and deferred charges ..	30,500.00
State road aid receivable	26,646.02
.....	\$1,007,948.41
Cash liabilities	\$208,532.75
Reserves for receivables	205,937.25
Surplus revenue	593,478.41
.....	\$1,007,948.41

RIDGEFIELD BOROUGH—BERGEN COUNTY

Population U. S. Census, 1960—10,788
Estimated Population, 1967—12,160

Land Area 2.60 sq. mi.

Net Valuation Taxable \$102,115,984
Equalized Valuation \$128,810,375

EXPENDITURES FOR 1967

General Government	
Administrative and executive	\$183,234.00
Assessment and collection of taxes	27,150.00
Financial administration
Public Safety	
Fire protection	51,500.00
Police protection	269,500.00
Other protection
Civil defense and disaster control	9,200.00
Streets and Roads	
Repairs and maintenance	198,500.00
Street lighting	21,300.00
Sanitation	
Street cleaning
Garbage and trash removal	65,000.00
Sanitary sewers	72,000.00
Health and Welfare	
Health services	28,240.00
Welfare—public assistance	5,200.00
Hospitals
Recreation	
Benches and boardwalks
Parks and playgrounds	62,800.00
Other recreational services
Education (excl. school districts)	
Libraries	66,000.00
Other educational services	5,000.00
Statutory Expenditures	64,200.00
Unclassified Purposes	15,500.00
Total Municipal Functions	\$1,144,324.00
Per Capita—Municipal Functions	\$94.11
Capital Improvements	293,800.00
Debt Service	5,268.75
Principal payments	\$5,000.00
Interest payments	268.75
Per Capita—Debt Service	\$0.43
Deferred Charges	1,175,136.40
Total Municipal Expenditures	\$2,618,529.15
Required Payments for Local School, County, and Special District Taxes	
	981,830.53
TOTAL EXPENDITURES	\$3,600,359.68
Reserve for Uncollected Taxes...	\$39,229.00
GRAND TOTAL	\$3,639,588.68

REVENUES REALIZED IN 1967

Surplus revenue appropriated	\$700,000.00
Miscellaneous revenues realized	2,513,607.99
State aid revenues realized	33,069.27
Delinquent tax and lien collections ..	4,524.08
Current tax collections	1,008,872.59
Emergency borrowings
TOTAL REVENUES	\$4,260,073.93

CAPITAL OUTLAY (BY ORDINANCE) 1967

Beaches and boardwalks
Buildings and equipment	\$3,531.04
Parks and playgrounds	421,810.64
Sanitary sewers
Streets and roads	75,529.56
Water supply	1,781.57
Other purposes
	\$502,652.81

TAXES

Local school taxes	\$547,144.82
County taxes	434,685.71
Special district taxes
	\$981,830.53
Local purpose taxes	12,554.88
Veteran and senior citizen tax ...	56,590.00
Total tax levy (for rate purposes)	\$1,050,975.41
Per Capita Total Tax Levy ...	\$86.43
General tax rate
Adjusted business personality tax rate	2.62
Adjusted general tax rate	0.92
Current Taxes	
1967 taxes levied (total)	\$1,022,901.56
Collected in 1967	1,008,872.59
Per cent of levy collected	98.62
Transferred to liens	160.08
Adjustments	4,402.79
Balance December 31, 1967	\$9,466.10
All Prior Years Taxes Outstanding	
Balance January 1, 1967	\$4,685.82
Collected in 1967	4,524.08
Adjustments	—161.00
Balance December 31, 1967	\$0.74
Tax Title Liens Outstanding	
Balance January 1, 1967	\$3,132.64
Redeemed by cash
Adjustments	+160.08
Balance December 31, 1967	\$3,292.72
Property Acquired by Deed or Foreclosure	
Balance January 1, 1967	\$45,105.00
Sale for cash
Adjustments
Balance December 31, 1967	\$45,105.00

CAPITAL DEBT, DECEMBER 31, 1967

Authorized—Issued and Unissued

	Gross Debt	Net Debt
School debt	\$1,985,000.00
Self-liquidating debt ..	460,000.00
Other capital debt	10,000.00	\$10,000.00
	\$2,455,000.00	\$10,000.00
Per Cent	2.10	0.08
Per Capita	\$201.89	\$0.82

Issued and Outstanding

School debt	\$1,985,000.00
Self-liquidating debt	400,000.00
Other capital debt	10,000.00
	\$2,395,000.00

Equalized Valuation Basis \$116,470,938.00

CURRENT FINANCES DECEMBER 31, 1967

Cash	\$973,900.70
Taxes receivable	9,466.84
Tax title liens	3,292.72
Foreclosed property	45,105.00
Other receivables	4,282.34
Emergencies and deferred charges ..	12,234.00
State road aid receivable	28,246.00
	\$1,076,527.60
Cash liabilities	\$153,813.42
Reserves for receivables	62,146.90
Surplus revenue	860,567.28
	\$1,076,527.60

RIDGEFIELD PARK TOWNSHIP—BERGEN COUNTY

Population U. S. Census, 1960—12,701
Estimated Population, 1967—13,730

Land Area 2.00 sq. mi.

Net Valuation Taxable \$70,425,669
Equalized Valuation \$80,983,850

EXPENDITURES FOR 1967

General Government	
Administrative and executive	\$105,770.66
Assessment and collection of taxes	40,811.76
Financial administration	3,430.66
Public Safety	
Fire protection	59,670.00
Police protection	256,690.30
Other protection	6,932.16
Civil defense and disaster control	3,847.44
Streets and Roads	
Repairs and maintenance	116,323.42
Street lighting	23,573.59
Sanitation	
Street cleaning	53,811.86
Garbage and trash removal	32,825.85
Sanitary sewers	
Health and Welfare	
Health services	19,436.41
Welfare—public assistance	6,700.00
Hospitals	
Recreation	
Beaches and boardwalks	
Parks and playgrounds	42,961.02
Other recreational services	
Education (excl. school districts)	
Libraries	37,544.17
Other educational services	3,627.09
Statutory Expenditures	
	80,889.97
Unclassified Purposes	
	2,650.19
Total Municipal Functions	\$957,496.55
Per Capita—Municipal Functions	
	\$69.74
Capital Improvements	
	38,000.00
Debt Service	
Principal payments .. \$55,000.00	62,025.00
Interest payments .. 7,025.00	
Per Capita—Debt Service	
	\$4.52
Deferred Charges	
	10,500.00
Total Municipal Expenditures	\$1,068,021.55
Required Payments for Local School, County, and Special District Taxes	
	1,690,932.59
TOTAL EXPENDITURES	\$2,758,954.14
Reserve for Uncollected Taxes...	
	\$173,890.08
GRAND TOTAL	\$2,932,844.22

REVENUES REALIZED IN 1967

Surplus revenue appropriated	\$150,000.00
Miscellaneous revenues realized	236,194.46
State aid revenues realized	26,760.00
Delinquent tax and lien collections	89,278.82
Current tax collections	2,412,981.53
Emergency borrowings	
TOTAL REVENUES	\$2,915,214.51

CAPITAL OUTLAY (BY ORDINANCE) 1967

Beaches and boardwalks	
Buildings and equipment	\$100,719.19
Parks and playgrounds	
Sanitary sewers	
Streets and roads	
Water supply	23,613.63
Other purposes	
	\$124,332.82

TAXES

Local school taxes	\$1,417,853.92
County taxes	273,078.67
Special district taxes	
	\$1,690,932.59
Local purpose taxes	774,865.04
Veteran and senior citizen tax ..	70,720.00
Total tax levy (for rate purposes)	\$2,536,517.63
Per Capita Total Tax Levy	
	\$184.74
General tax rate	
Adjusted business personalty tax rate	5.87
Adjusted general tax rate	3.52
Current Taxes	
1967 taxes levied (total)	\$2,516,626.20
Collected in 1967	2,412,981.53
Per cent of levy collected	95.88
Transferred to liens	1,285.36
Adjustments	3,185.85
Balance December 31, 1967	\$99,173.56
All Prior Years Taxes Outstanding	
Balance January 1, 1967	\$101,612.29
Collected in 1967	89,278.82
Adjustments	-1,913.62
Balance December 31, 1967	\$10,413.85
Tax Title Liens Outstanding	
Balance January 1, 1967	\$2,621.37
Redeemed by cash	
Adjustments	+2,333.47
Balance December 31, 1967	\$4,954.84
Property Acquired by Deed or Foreclosure	
Balance January 1, 1967	\$58,340.00
Sale for cash	
Adjustments	
Balance December 31, 1967	\$58,340.00

CAPITAL DEBT, DECEMBER 31, 1967

Authorized—Issued and Unissued		
	Gross Debt	Net Debt
School debt	\$3,460,000.00	\$398,814.00
Self-liquidating debt ..		
Other capital debt	342,500.00	342,500.00
	\$3,802,500.00	\$741,314.00
Per Cent	4.96	0.96
Per Capita	\$276.95	\$53.99

Issued and Outstanding

School debt	\$3,460,000.00
Self-liquidating debt	
Other capital debt	293,000.00
	\$3,753,000.00

Equalized Valuation Basis \$76,529,650.00

CURRENT FINANCES DECEMBER 31, 1967

Cash	\$398,032.14
Taxes receivable	109,537.41
Tax title liens	4,954.84
Foreclosed property	58,340.00
Other receivables	
Emergencies and deferred charges ..	7,800.00
State road aid receivable	20,855.00
	\$599,569.69
Cash liabilities	\$88,909.79
Reserves for receivables	172,882.25
Surplus revenue	337,777.65
	\$599,569.69

RIDGEWOOD TOWNSHIP—BERGEN COUNTY

Population U. S. Census, 1960—25,391
Estimated Population, 1967—26,660

Land Area 5.90 sq. mi.

Net Valuation Taxable \$233,557,692
Equalized Valuation \$254,905,616

EXPENDITURES FOR 1967

General Government	
Administrative and executive	\$266,293.00
Assessment and collection of taxes	56,341.00
Financial administration	47,247.00
Public Safety	
Fire protection	374,014.00
Police protection	464,106.00
Other protection	37,782.00
Civil defense and disaster control	5,824.00
Streets and Roads	
Repairs and maintenance	270,085.00
Street lighting	45,200.00
Sanitation	
Street cleaning	82,129.00
Garbage and trash removal
Sanitary sewers	45,490.00
Health and Welfare	
Health services	150,293.00
Welfare—public assistance	4,525.00
Hospitals
Recreation	
Beaches and boardwalks	197,746.00
Parks and playgrounds	17,517.00
Other recreational services
Education (excl. school districts)	
Libraries	197,465.00
Other educational services
Statutory Expenditures	191,965.00
Unclassified Purposes	10,000.00
Total Municipal Functions	\$2,464,022.00
Per Capita—Municipal Functions	\$82.42
Capital Improvements	
Debt Service	309,226.36
Principal payments .. \$201,117.60	
Interest payments .. 108,108.76	
Per Capita—Debt Service	\$11.60
Deferred Charges	15,312.94
Total Municipal Expenditures	\$2,972,968.58
Required Payments for Local School, County, and Special District Taxes	
.....	6,711,711.25
TOTAL EXPENDITURES	\$9,684,679.83
Reserve for Uncollected Taxes... ..	\$265,601.46
GRAND TOTAL	\$9,950,281.29

REVENUES REALIZED IN 1967

Surplus revenue appropriated	\$310,363.37
Miscellaneous revenues realized ..	632,256.51
State aid revenues realized	69,622.47
Delinquent tax and lien collections ..	206,307.57
Current tax collections	8,627,977.33
Emergency borrowings

TOTAL REVENUES \$9,846,527.25

CAPITAL OUTLAY (BY ORDINANCE) 1967

Beaches and boardwalks
Buildings and equipment	\$705.72
Parks and playgrounds	53.36
Sanitary sewers	2,572.18
Streets and roads	255.03
Water supply	386,054.81
Other purposes
Total	\$389,641.10

TAXES

Local school taxes	\$5,851,338.00
County taxes	860,373.25
Special district taxes
Local purpose taxes	\$6,711,711.25
Veteran and senior citizen tax ...	2,088,914.15
Total tax levy (for rate purposes) ..	162,180.00
Total tax levy (for rate purposes) ..	\$8,962,805.40
Per Capita Total Tax Levy ...	
General tax rate	\$336.19
Adjusted business personality tax rate	5.59
Adjusted general tax rate	3.79
Current Taxes	
1967 taxes levied (total)	\$8,849,213.91
Collected in 1967	8,627,977.33
Per cent of levy collected	97.49
Transferred to liens	939.92
Adjustments	6,099.39
Balance December 31, 1967	\$214,197.27
All Prior Years Taxes Outstanding	
Balance January 1, 1967	\$211,038.47
Collected in 1967	203,199.69
Adjustments	6,551.67
Balance December 31, 1967	\$1,287.11
Tax Title Liens Outstanding	
Balance January 1, 1967	\$7,626.13
Redeemed by cash	3,107.88
Adjustments	939.92
Balance December 31, 1967	\$5,458.17
Property Acquired by Deed or Foreclosure	
Balance January 1, 1967	\$8,500.00
Sale for cash
Adjustments
Balance December 31, 1967	\$8,500.00

CAPITAL DEBT, DECEMBER 31, 1967

Authorized—Issued and Unissued

	Gross Debt	Net Debt
School debt	\$8,563,500.00
Self-liquidating debt ..	2,648,939.00
Other capital debt	3,811,422.00	\$3,735,944.00
	\$15,023,861.00	\$3,735,944.00
Per Cent	6.05	1.50
Per Capita	\$563.54	\$140.13

Issued and Outstanding

School debt	\$8,322,000.00
Self-liquidating debt	1,380,176.00
Other capital debt	3,563,824.00
	\$13,266,000.00

Equalized Valuation Basis \$248,017,434.00

CURRENT FINANCES DECEMBER 31, 1967

Cash	\$2,307,606.45
Taxes receivable	215,484.38
Tax title liens	5,458.17
Foreclosed property	8,500.00
Other receivables	7,261.94
Emergencies and deferred charges ..	73,970.05
State road aid receivable	74,367.55
	\$2,692,648.54
Cash liabilities	\$1,959,887.05
Reserves for receivables	236,704.49
Surplus revenue	496,057.00
	\$2,692,648.54

RINGWOOD BOROUGH—PASSAIC COUNTY

Population U. S. Census, 1960—4,182
Estimated Population, 1967—6,460

Land Area 27.30 sq. mi.

Net Valuation Taxable \$58,286,542
Equalized Valuation \$76,073,422

EXPENDITURES FOR 1967

General Government	
Administrative and executive	\$109,625.00
Assessment and collection of taxes ..	36,200.00
Financial administration	5,900.00
Public Safety	
Fire protection	8,100.00
Police protection	116,309.00
Other protection	19,500.00
Civil defense and disaster control ..	3,650.00
Streets and Roads	
Repairs and maintenance	201,400.00
Street lighting
Sanitation	
Street cleaning
Garbage and trash removal	40,600.00
Sanitary sewers
Health and Welfare	
Health services	13,250.00
Welfare—public assistance	7,075.00
Hospitals
Recreation	
Beaches and boardwalks
Parks and playgrounds	3,525.00
Other recreational services
Education (excl. school districts)	
Libraries	3,000.00
Other educational services	300.00
Statutory Expenditures	
.....	37,700.00
Unclassified Purposes	
.....	1,500.00
Total Municipal Functions	\$607,625.00
Per Capita—Municipal Functions	\$94.06
Capital Improvements	25,700.00
Debt Service	25,235.00
Principal payments .. \$23,000.00	
Interest payments .. 2,235.00	
Per Capita—Debt Service	\$3.91
Deferred Charges	13,900.00
Total Municipal Expenditures	\$672,460.00
Required Payments for Local School, County, and Special District Taxes	
.....	1,647,726.78
TOTAL EXPENDITURES	\$2,320,186.78
Reserve for Uncollected Taxes...	\$96,695.72
GRAND TOTAL	\$2,416,882.50

REVENUES REALIZED IN 1967

Surplus revenue appropriated	\$225,000.00
Miscellaneous revenues realized ..	147,526.58
State aid revenues realized	42,764.00
Delinquent tax and lien collections ..	52,102.97
Current tax collections	1,920,219.04
Emergency borrowings
TOTAL REVENUES	\$2,387,612.59

CAPITAL OUTLAY (BY ORDINANCE) 1967

Beaches and boardwalks
Buildings and equipment	\$8,764.12
Parks and playgrounds
Sanitary sewers
Streets and roads	10,622.45
Water supply
Other purposes
	\$19,386.57

TAXES

Local school taxes	\$1,252,575.69
County taxes	395,151.09
Special district taxes
	\$1,647,726.78
Local purpose taxes	314,055.72
Veteran and senior citizen tax ..	40,510.00
Total tax levy (for rate purposes)	\$2,002,292.50
Per Capita Total Tax Levy	
.....	\$309.95
General tax rate
Adjusted business personality tax rate	3.52
Adjusted general tax rate	3.44
Current Taxes	
1967 taxes levied (total)	\$1,989,591.19
Collected in 1967	1,920,219.04
Per cent of levy collected	96.51
Transferred to liens	5,393.92
Adjustments	3,781.56
Balance December 31, 1967	\$60,196.67
All Prior Years Taxes Outstanding	
Balance January 1, 1967	\$49,230.00
Collected in 1967	47,869.71
Adjustments	-822.60
Balance December 31, 1967	\$537.69
Tax Title Liens Outstanding	
Balance January 1, 1967	\$9,250.14
Redeemed by cash	4,233.26
Adjustments	+6,315.89
Balance December 31, 1967	\$11,332.74
Property Acquired by Deed or Foreclosure	
Balance January 1, 1967
Sale for cash
Adjustments
Balance December 31, 1967

CAPITAL DEBT, DECEMBER 31, 1967

Authorized—Issued and Unissued		
	Gross Debt	Net Debt
School debt	\$2,486,857.00
Self-liquidating debt	4,233.26
Other capital debt	109,000.00	\$109,000.00
	\$2,595,857.00	\$109,000.00
Per Cent	3.82	0.16
Per Capita	\$401.84	\$16.87

Issued and Outstanding

School debt	\$1,416,953.00
Self-liquidating debt
Other capital debt	109,000.00
	\$1,525,953.00

Equalized Valuation Basis \$67,853,215.00

CURRENT FINANCES DECEMBER 31, 1967

Cash	\$455,782.50
Taxes receivable	60,734.36
Tax title liens	11,332.74
Foreclosed property
Other receivables	301.56
Emergencies and deferred charges ..	25,000.00
State road aid receivable	42,764.00
	\$595,915.16
Cash liabilities	\$73,590.08
Reserves for receivables	72,368.66
Surplus revenue	449,656.42
	\$595,915.16

RIVERDALE BOROUGH—MORRIS COUNTY

Population U. S. Census, 1960—2,596
Estimated Population, 1967—2,990

Land Area 1.80 sq. mi.

Net Valuation Taxable \$10,936,311
Equalized Valuation \$24,345,944

EXPENDITURES FOR 1967

General Government	
Administrative and executive	\$29,357.50
Assessment and collection of taxes	6,586.00
Financial administration	1,830.00
Public Safety	
Fire protection	10,171.00
Police protection	54,276.00
Other protection	2,050.00
Civil defense and disaster control	430.00
Streets and Roads	
Repairs and maintenance	12,911.33
Street lighting	7,645.00
Sanitation	
Street cleaning	15,450.00
Garbage and trash removal
Sanitary sewers
Health and Welfare	
Health services	4,385.00
Welfare—public assistance	120.00
Hospitals	300.00
Recreation	
Beaches and boardwalks
Parks and playgrounds	7,335.00
Other recreational services
Education (excl. school districts)	
Libraries	1,925.00
Other educational services	800.00
Statutory Expenditures	3,898.00
Unclassified Purposes	100.00
Total Municipal Functions	\$159,569.83
Per Capita—Municipal Functions	\$53.37
Capital Improvements	6,200.00
Debt Service	
Principal payments ..	\$7,000.00
Interest payments ..	1,382.50
Per Capita—Debt Service	\$2.80
Deferred Charges	1,240.00
Total Municipal Expenditures	\$175,392.33
Required Payments for Local School, County, and Special District Taxes	
	556,277.61
TOTAL EXPENDITURES	\$731,669.94
Reserve for Uncollected Taxes...	\$42,182.51
GRAND TOTAL	\$773,852.45

REVENUES REALIZED IN 1967

Surplus revenue appropriated	\$35,000.00
Miscellaneous revenues realized ..	64,466.12
State aid revenues realized	8,310.00
Delinquent tax and lien collections ..	17,961.53
Current tax collections	670,255.21
Emergency borrowings
TOTAL REVENUES	\$795,992.86

CAPITAL OUTLAY (BY ORDINANCE) 1967

Beaches and boardwalks
Buildings and equipment
Parks and playgrounds
Sanitary sewers
Streets and roads
Water supply
Other purposes

TAXES

Local school taxes	\$462,243.00
County taxes	94,034.61
Special district taxes
	\$556,277.61
Local purpose taxes	125,583.84
Veteran and senior citizen tax ...	19,320.00
Total tax levy (for rate purposes)	\$701,181.45
Per Capita Total Tax Levy ...	
General tax rate	\$234.51
Adjusted business personalty tax rate	11.61
Adjusted general tax rate	5.80
Current Taxes	
1967 taxes levied (total)	\$684,939.39
Collected in 1967	670,255.21
Per cent of levy collected	97.85
Transferred to liens	397.30
Adjustments	714.80
Balance December 31, 1967	\$13,572.08
All Prior Years Taxes Outstanding	
Balance January 1, 1967	\$10,599.78
Collected in 1967	10,437.25
Adjustments	+249.30
Balance December 31, 1967	\$1,411.83
Tax Title Liens Outstanding	
Balance January 1, 1967	\$7,903.77
Redeemed by cash	7,524.28
Adjustments	+397.30
Balance December 31, 1967	\$776.79
Property Acquired by Deed or Foreclosure	
Balance January 1, 1967
Sale for cash
Adjustments
Balance December 31, 1967

CAPITAL DEBT, DECEMBER 31, 1967

Authorized—Issued and Unissued		
	Gross Debt	Net Debt
School debt	\$254,000.00
Self-liquidating debt ..	169,000.00	\$13,702.00
Other capital debt ...	28,000.00	28,000.00
	\$451,000.00	\$41,702.00
Per Cent	2.09	0.19
Per Capita	\$150.84	\$13.95

Issued and Outstanding

School debt	\$254,000.00
Self-liquidating debt	169,000.00
Other capital debt	28,000.00
	\$451,000.00

Equalized Valuation Basis \$21,521,265.00

CURRENT FINANCES DECEMBER 31, 1967

Cash	\$107,681.26
Taxes receivable	13,983.91
Tax title liens	776.79
Foreclosed property
Other receivables	10.00
Emergencies and deferred charges
State road aid receivable	29,040.00
	\$151,491.96
Cash liabilities	\$55,334.21
Reserves for receivables	14,770.70
Surplus revenue	81,387.05
	\$151,491.96

RIVER EDGE BOROUGH—BERGEN COUNTY

Population U. S. Census, 1960—13,264
Estimated Population, 1967—14,040

Land Area 1.90 sq. mi.

Net Valuation Taxable \$82,787,529
Equalized Valuation \$99,760,131

EXPENDITURES FOR 1967

General Government	
Administrative and executive	\$102,770.00
Assessment and collection of taxes	29,650.00
Financial administration
Public Safety	
Fire protection	42,200.00
Police protection	223,127.80
Other protection
Civil defense and disaster control	1,000.00
Streets and Roads	
Repairs and maintenance	119,475.00
Street lighting	16,250.00
Sanitation	
Street cleaning
Garbage and trash removal	81,266.00
Sanitary sewers	59,091.06
Health and Welfare	
Health services	27,248.00
Welfare—public assistance	4,950.00
Hospitals
Recreation	
Beaches and boardwalks
Parks and playgrounds	7,000.00
Other recreational services	18,600.00
Education (excl. school districts)	
Libraries	57,635.00
Other educational services	1,600.00
Statutory Expenditures	
.....	42,064.20
Unclassified Purposes	
.....	3,500.00
Total Municipal Functions	\$887,427.06

Per Capita—Municipal Functions	\$59.65
Capital Improvements	46,090.00
Debt Service	28,032.00
Principal payments ..	\$19,000.00
Interest payments ..	9,032.00
Per Capita—Debt Service	\$2.00
Deferred Charges
Total Municipal Expenditures	\$911,549.06

Required Payments for Local School, County, and Special District Taxes	2,156,120.78
---	--------------

TOTAL EXPENDITURES \$3,067,669.84

Reserve for Uncollected Taxes...	\$81,395.00
---	--------------------

GRAND TOTAL \$3,149,064.84

REVENUES REALIZED IN 1967

Surplus revenue appropriated	\$150,000.00
Miscellaneous revenues realized ..	266,991.88
State aid revenues realized	33,832.00
Delinquent tax and lien collections ..	31,777.84
Current tax collections	2,708,292.30
Emergency borrowings

TOTAL REVENUES \$3,190,914.02

CAPITAL OUTLAY (BY ORDINANCE) 1967

Beaches and boardwalks
Buildings and equipment	\$34,713.88
Parks and playgrounds
Sanitary sewers
Streets and roads	10,339.29
Water supply
Other purposes	11,288.75
	\$56,281.92

TAXES

Local school taxes	\$1,819,947.40
County taxes	336,173.38
Special district taxes
	\$2,156,120.78
Local purpose taxes	554,022.06
Veteran and senior citizen tax ..	85,630.00
Total tax levy (for rate purposes)	\$2,796,002.84
Per Capita Total Tax Levy ...	
General tax rate	\$199.15
Adjusted business personality tax rate	5.24
Adjusted general tax rate	3.32
Current Taxes	
1967 taxes levied (total)	\$2,729,846.60
Collected in 1967	2,708,292.39
Per cent of levy collected	99.21
Transferred to liens	88.81
Adjustments	2,471.27
Balance December 31, 1967	\$18,994.22
All Prior Years Taxes Outstanding	
Balance January 1, 1967	\$30,873.26
Collected in 1967	31,031.90
Adjustments	+153.64
Balance December 31, 1967
Tax Title Liens Outstanding	
Balance January 1, 1967	\$3,056.84
Redeemed by cash	745.94
Adjustments	-2,310.90
Balance December 31, 1967

Property Acquired by Deed or Foreclosure

Balance January 1, 1967	\$22,175.00
Sale for cash	6,200.00
Adjustments	+3,200.00
Balance December 31, 1967	\$19,075.00

CAPITAL DEBT, DECEMBER 31, 1967

Authorized—Issued and Unissued

	Gross Debt	Net Debt
School debt	\$2,377,552.00
Self-liquidating debt
Other capital debt	311,050.00	\$311,050.00
	\$2,688,602.00	\$311,050.00
Per Cent	2.83	0.32
Per Capita	\$191.50	\$22.15

Issued and Outstanding

School debt	\$2,377,552.00
Self-liquidating debt
Other capital debt	309,500.00
	\$2,687,052.00

Equalized Valuation Basis \$94,851,760.00

CURRENT FINANCES DECEMBER 31, 1967	
Cash	\$826,744.98
Taxes receivable	18,994.22
Tax title liens
Foreclosed property	19,075.00
Other receivables	75.00
Emergencies and deferred charges
State road aid receivable	23,436.00
	\$888,325.20
Cash liabilities	\$104,045.19
Reserves for receivables	38,144.22
Surplus revenue	746,135.79
	\$888,325.20

RIVERSIDE TOWNSHIP—BURLINGTON COUNTY

Population U. S. Census, 1960—8,474
Estimated Population, 1967—9,390

Land Area 1.54 sq. mi.

Net Valuation Taxable \$34,940,680
Equalized Valuation \$35,644,190

EXPENDITURES FOR 1967

General Government	
Administrative and executive	\$59,540.00
Assessment and collection of taxes	10,570.00
Financial administration	7,500.00
Public Safety	
Fire protection	17,900.00
Police protection	95,060.00
Other protection	1,650.00
Civil defense and disaster control	500.00
Streets and Roads	
Repairs and maintenance	43,100.00
Street lighting	20,500.00
Sanitation	
Street cleaning
Garbage and trash removal	39,120.00
Sanitary sewers
Health and Welfare	
Health services	7,300.00
Welfare—public assistance	4,690.00
Hospitals
Recreation	
Beaches and boardwalks
Parks and playgrounds	9,100.00
Other recreational services	1,500.00
Education (excl. school districts)	
Libraries	2,500.00
Other educational services	4,000.00
Statutory Expenditures	19,888.82
Unclassified Purposes	200.00
Total Municipal Functions	\$344,618.82
Per Capita—Municipal Functions	\$36.70
Capital Improvements	33,137.83
Debt Service	
Principal payments
Interest payments
Per Capita—Debt Service
Deferred Charges	8,174.58
Total Municipal Expenditures	\$385,931.23
Required Payments for Local School, County, and Special District Taxes	
	893,841.02
TOTAL EXPENDITURES	\$1,279,772.25
Reserve for Uncollected Taxes..	\$92,067.77
GRAND TOTAL	\$1,371,840.02

REVENUES REALIZED IN 1967

Surplus revenue appropriated	\$83,000.00
Miscellaneous revenues realized ..	152,123.38
State aid revenues realized	29,838.00
Delinquent tax and lien collections ..	54,410.34
Current tax collections	1,017,594.78
Emergency borrowings

TOTAL REVENUES \$1,336,972.50

CAPITAL OUTLAY (BY ORDINANCE) 1967

Beaches and boardwalks
Buildings and equipment
Parks and playgrounds
Sanitary sewers
Streets and roads	\$21,825.36
Water supply	9,100.00
Other purposes
	\$30,925.36

TAXES

Local school taxes	\$721,135.75
County taxes	172,705.27
Special district taxes
	\$893,841.02
Local purpose taxes	188,900.00
Veteran and senior citizen tax ..	60,720.00
Total tax levy (for rate purposes)	\$1,143,461.02
Per Capita Total Tax Levy ...	
General tax rate
Adjusted business personality tax rate	5.12
Adjusted general tax rate	3.05
Current Taxes	
1967 taxes levied (total)	\$1,085,535.30
Collected in 1967	1,017,594.78
Per cent of levy collected	93.74
Transferred to liens	454.15
Adjustments	2,862.74
Balance December 31, 1967	\$64,623.63
All Prior Years Taxes Outstanding	
Balance January 1, 1967	\$59,397.79
Collected in 1967	54,410.34
Adjustments	—464.02
Balance December 31, 1967	\$4,523.43
Tax Title Liens Outstanding	
Balance January 1, 1967	\$615.54
Redeemed by cash
Adjustments	+563.91
Balance December 31, 1967	\$1,179.45
Property Acquired by Deed or Foreclosure	
Balance January 1, 1967	\$1,750.00
Sale for cash
Adjustments
Balance December 31, 1967	\$1,750.00

CAPITAL DEBT, DECEMBER 31, 1967

Authorized—Issued and Unissued

	Gross Debt	Net Debt
School debt	\$725,000.00
Self-liquidating debt	54,410.34
Other capital debt	70,387.00	\$70,387.00
	\$795,387.00	\$70,387.00
Per Cent	2.46	0.21
Per Capita	\$84.71	\$7.50

Issued and Outstanding

School debt	\$725,000.00
Self-liquidating debt
Other capital debt
	\$725,000.00

Equalized Valuation Basis \$32,276,775.00

CURRENT FINANCES DECEMBER 31, 1967

Cash	\$422,550.56
Taxes receivable	69,140.06
Tax title liens	1,179.45
Foreclosed property	1,750.00
Other receivables	13,294.53
Emergencies and deferred charges ..	5,910.00
State road aid receivable	27,199.18
	\$541,030.78
Cash liabilities	\$354,992.98
Reserves for receivables	85,371.04
Surplus revenue	100,666.76
	\$541,030.78

RIVERTON BOROUGH—BURLINGTON COUNTY

Population U. S. Census, 1960—3,324
Estimated Population, 1967—3,890

Land Area 0.70 sq. mi.

Net Valuation Taxable \$13,755,043
Equalized Valuation \$15,521,885

EXPENDITURES FOR 1967

General Government	
Administrative and executive	\$24,779.44
Assessment and collection of taxes	4,236.50
Financial administration	1,800.00
Public Safety	
Fire protection	7,493.02
Police protection	41,386.19
Other protection	890.00
Civil defense and disaster control
Streets and Roads	
Repairs and maintenance	21,067.62
Street lighting	7,210.72
Sanitation	
Street cleaning
Garbage and trash removal	18,654.00
Sanitary sewers	22,793.27
Health and Welfare	
Health services	1,293.83
Welfare—public assistance	1,815.08
Hospitals
Recreation	
Beaches and boardwalks	7,386.95
Parks and playgrounds	450.00
Other recreational services
Education (excl. school districts)	
Libraries	2,000.00
Other educational services	975.00
Statutory Expenditures	4,698.29
Unclassified Purposes	
Total Municipal Functions	\$168,839.91
Per Capita—Municipal Functions	\$43.40
Capital Improvements	10,300.00
Debt Service	14,768.73
Principal payments \$10,000.00	
Interest payments .. 4,768.73	
Per Capita—Debt Service	\$3.80
Deferred Charges	1,733.10
Total Municipal Expenditures	\$195,641.74
Required Payments for Local School, County, and Special District Taxes	
	374,685.36
TOTAL EXPENDITURES	\$570,327.10
Reserve for Uncollected Taxes...	\$18,311.93
GRAND TOTAL	\$588,639.03

REVENUES REALIZED IN 1967

Surplus revenue appropriated	\$17,000.00
Miscellaneous revenues realized ..	63,876.94
State aid revenues realized	9,576.00
Delinquent tax and lien collections ..	16,030.47
Current tax collections	474,335.14
Emergency borrowings
TOTAL REVENUES	\$580,818.55

CAPITAL OUTLAY (BY ORDINANCE) 1967

Beaches and boardwalks
Buildings and equipment
Parks and playgrounds
Sanitary sewers
Streets and roads
Water supply
Other purposes

TAXES

Local school taxes	\$299,312.00
County taxes	75,373.36
Special district taxes
	\$374,685.36
Local purpose taxes	118,098.37
Veteran and senior citizen tax ..	19,470.00
Total tax levy (for rate purposes)	\$512,253.73
Per Capita Total Tax Levy ...	\$131.68
General tax rate
Adjusted business personalty tax rate	6.99
Adjusted general tax rate	3.64
Current Taxes	
1967 taxes levied (total)	\$493,535.04
Collected in 1967	474,335.14
Per cent of levy col-lected	96.10
Transferred to liens
Adjustments	503.11
Balance December 31, 1967	\$18,696.79
All Prior Years Taxes Outstanding	
Balance January 1, 1967	\$15,570.47
Collected in 1967	16,030.47
Adjustments	+ 460.00
Balance December 31, 1967
Tax Title Liens Outstanding	
Balance January 1, 1967
Redeemed by cash
Adjustments
Balance December 31, 1967
Property Acquired by Deed or Foreclosure	
Balance January 1, 1967	\$600.00
Sale for cash
Adjustments
Balance December 31, 1967	\$600.00

CAPITAL DEBT, DECEMBER 31, 1967

Authorized—Issued and Unissued

	Gross Debt	Net Debt
School debt	\$32,000.00
Self-liquidating debt
Other capital debt	130,000.00	\$130,000.00
	\$162,000.00	\$130,000.00
Per Cent	1.10	0.88
Per Capita	\$41.65	\$33.42

Issued and Outstanding

School debt	\$32,000.00
Self-liquidating debt
Other capital debt	130,000.00
	\$162,000.00

Equalized Valuation Basis \$14,686,584.00

CURRENT FINANCES DECEMBER 31, 1967

Cash	\$180,257.82
Taxes receivable	18,696.79
Tax title liens
Foreclosed property	600.00
Other receivables	18.00
Emergencies and deferred charges ..	808.18
State road aid receivable	7,463.00
	\$207,843.79
Cash liabilities	\$160,252.77
Reserves for receivables	19,314.79
Surplus revenue	28,276.23
	\$207,843.79

RIVER VALE TOWNSHIP—BERGEN COUNTY

Population U. S. Census, 1960—5,616
Estimated Population, 1967—8,120

Land Area 4.40 sq. mi.

Net Valuation Taxable \$61,169,224
Equalized Valuation \$66,945,271

EXPENDITURES FOR 1967

General Government	
Administrative and executive	\$62,556.00
Assessment and collection of taxes	22,303.00
Financial administration	4,202.50
Public Safety	
Fire protection	38,894.43
Police protection	143,444.50
Other protection	5,548.30
Civil defense and disaster control
Streets and Roads	
Repairs and maintenance	58,913.70
Street lighting	3,875.00
Sanitation	
Street cleaning
Garbage and trash removal
Sanitary sewers
Health and Welfare	
Health services	8,669.50
Welfare—public assistance	1,725.00
Hospitals
Recreation	
Beaches and boardwalks
Parks and playgrounds
Other recreational services	12,640.00
Education (excl. school districts)	
Libraries	14,714.09
Other educational services	1,000.00
Statutory Expenditures	29,931.57
Unclassified Purposes
Total Municipal Functions	\$408,417.59
Per Capita—Municipal Functions	\$50.30
Capital Improvements	35,543.55
Debt Service	
Principal payments
Interest payments
Per Capita—Debt Service
Deferred Charges	1,226.00
Total Municipal Expenditures	\$445,187.14
Required Payments for Local School, County, and Special District Taxes	
	1,815,091.92
TOTAL EXPENDITURES	\$2,260,279.06
Reserve for Uncollected Taxes..	\$73,067.03
GRAND TOTAL	\$2,333,346.09

REVENUES REALIZED IN 1967

Surplus revenue appropriated	\$90,000.00
Miscellaneous revenues realized ..	196,040.65
State aid revenues realized	26,258.00
Delinquent tax and lien collections ..	32,667.00
Current tax collections	1,982,171.61
Emergency borrowings

TOTAL REVENUES \$2,327,137.26

CAPITAL OUTLAY (BY ORDINANCE) 1967

Beaches and boardwalks
Buildings and equipment	\$3.80
Parks and playgrounds	3,000.00
Sanitary sewers
Streets and roads
Water supply
Other purposes
	\$3,003.80

TAXES

Local school taxes	\$1,592,873.30
County taxes	222,218.62
Special district taxes
	\$1,815,091.92
Local purpose taxes	184,957.08
Veteran and senior citizen tax ..	52,550.00
Total tax levy (for rate purposes)	\$2,052,599.00

Per Capita Total Tax Levy ... \$252.78

General tax rate
Adjusted business personalty tax rate	6.74
Adjusted general tax rate	3.33

Current Taxes

1967 taxes levied (total)	\$2,024,652.15
Collected in 1967	1,982,171.61
Per cent of levy col- lected	97.90
Transferred to liens	149.85
Adjustments	4,397.06
Balance December 31, 1967	\$37,933.63

All Prior Years Taxes Outstanding

Balance January 1, 1967	\$37,748.16
Collected in 1967	32,667.00
Adjustments
Balance December 31, 1967	\$5,081.16

Tax Title Liens Outstanding

Balance January 1, 1967	\$972.50
Redeemed by cash
Adjustments	+149.85
Balance December 31, 1967	\$1,122.35

Property Acquired by Deed or Foreclosure

Balance January 1, 1967	\$8,931.00
Sale for cash
Adjustments
Balance December 31, 1967	\$8,931.00

CAPITAL DEBT, DECEMBER 31, 1967

Authorized—Issued and Unissued

	Gross Debt	Net Debt
School debt	\$2,906,229.00
Self-liquidating debt
Other capital debt	16,000.00	\$16,000.00
	\$2,922,229.00	\$16,000.00

Per Cent	4.52	0.02
Per Capita	\$359.88	\$1.97

Issued and Outstanding

School debt	\$2,906,229.00
Self-liquidating debt
Other capital debt
	\$2,906,229.00

Equalized Valuation Basis \$64,525,347.00

CURRENT FINANCES DECEMBER 31, 1967

Cash	\$334,962.30
Taxes receivable	43,014.79
Tax title liens	1,122.35
Foreclosed property	8,931.00
Other receivables	7,043.56
Emergencies and deferred charges ..	3,979.09
State road aid receivable	26,258.00
	\$425,311.03
Cash liabilities	\$70,158.78
Reserves for receivables	60,111.70
Surplus revenue	295,040.61
	\$425,311.09

ROCHELLE PARK TOWNSHIP—BERGEN COUNTY

Population U. S. Census, 1960—6,119
Estimated Population, 1967—6,800

Land Area 1.10 sq. mi.

Net Valuation Taxable \$45,612,578
Equalized Valuation \$55,151,817

EXPENDITURES FOR 1967

General Government	
Administrative and executive	\$53,753.39
Assessment and collection of taxes	12,200.00
Financial administration
Public Safety	
Fire protection	30,625.00
Police protection	147,250.00
Other protection
Civil defense and disaster control	4,000.00
Streets and Roads	
Repairs and maintenance	42,692.40
Street lighting	8,500.00
Sanitation	
Street cleaning
Garbage and trash removal	28,940.90
Sanitary sewers	52,940.00
Health and Welfare	
Health services	11,816.00
Welfare—public assistance	725.00
Hospitals
Recreation	
Beaches and boardwalks
Parks and playgrounds
Other recreational services	12,300.00
Education (excl. school districts)	
Libraries	1,000.00
Other educational services	1,100.00
Statutory Expenditures	20,796.61
Unclassified Purposes	500.00
Total Municipal Functions	\$429,138.40
Per Capita—Municipal Functions	\$63.11
Capital Improvements	
Debt Service	24,905.00
Principal payments ..	\$15,000.00
Interest payments ..	9,905.00
Per Capita—Debt Service	\$3.66
Deferred Charges	
Total Municipal Expenditures	\$474,293.40
Required Payments for Local School, County, and Special District Taxes	
	854,103.97
TOTAL EXPENDITURES	\$1,328,397.37
Reserve for Uncollected Taxes...	\$45,865.00
GRAND TOTAL	\$1,374,262.37

REVENUES REALIZED IN 1967

Surplus revenue appropriated	\$80,000.00
Miscellaneous revenues realized ..	113,920.14
State aid revenues realized	13,604.00
Delinquent tax and lien collections ..	5,522.36
Current tax collections	1,192,576.45
Emergency borrowings
TOTAL REVENUES	\$1,405,622.95

CAPITAL OUTLAY (BY ORDINANCE) 1967

Beaches and boardwalks
Buildings and equipment	\$3,205.50
Parks and playgrounds
Sanitary sewers
Streets and roads	30,063.34
Water supply
Other purposes
	\$33,268.84

TAXES

Local school taxes	\$668,160.00
County taxes	185,943.97
Special district taxes
	\$854,103.97
Local purpose taxes	332,654.40
Veteran and senior citizen tax ...	44,520.00
Total tax levy (for rate purposes)	\$1,231,278.37
Per Capita Total Tax Levy	\$181.07
General tax rate
Adjusted business personalty tax rate	5.66
Adjusted general tax rate	2.61
Current Taxes	
1967 taxes levied (total)	\$1,199,403.59
Collected in 1967	1,192,576.45
Per cent of levy col- lected	99.43
Transferred to liens	185.31
Adjustments	1,606.07
Balance December 31, 1967	\$5,035.76
All Prior Years Taxes Outstanding	
Balance January 1, 1967	\$5,522.36
Collected in 1967	5,522.36
Adjustments
Balance December 31, 1967
Tax Title Liens Outstanding	
Balance January 1, 1967	\$3,850.09
Redeemed by cash
Adjustments	+185.31
Balance December 31, 1967	\$4,035.40
Property Acquired by Deed or Foreclosure	
Balance January 1, 1967	\$9,900.00
Sale for cash
Adjustments
Balance December 31, 1967	\$9,900.00

CAPITAL DEBT, DECEMBER 31, 1967

Authorized—Issued and Unissued

	Gross Debt	Net Debt
School debt	\$165,000.00
Self-liquidating debt
Other capital debt	323,000.00	\$323,000.00
	\$488,000.00	\$323,000.00
Per Cent	0.93	0.62
Per Capita	\$71.76	\$47.50

Issued and Outstanding

School debt	\$165,000.00
Self-liquidating debt
Other capital debt	298,925.00
	\$463,925.00

Equalized Valuation Basis \$51,998,281.00

CURRENT FINANCES DECEMBER 31, 1967

Cash	\$316,236.57
Taxes receivable	5,035.76
Tax title liens	4,035.40
Foreclosed property	9,900.00
Other receivables	1,251.50
Emergencies and deferred charges ..	3,646.92
State road aid receivable	10,602.00
	\$350,708.15
Cash liabilities	\$109,850.72
Reserves for receivables	20,222.66
Surplus revenue	220,634.77
	\$350,708.15

ROCKAWAY BOROUGH—MORRIS COUNTY

Population U. S. Census, 1960—5,413
Estimated Population, 1967—6,630

Land Area 2.02 sq. mi.

Net Valuation Taxable \$19,445,100
Equalized Valuation \$51,364,464

EXPENDITURES FOR 1967

General Government	
Administrative and executive	\$81,623.96
Assessment and collection of taxes ..	23,400.32
Financial administration	250.00
Public Safety	
Fire protection	16,815.00
Police protection	75,307.38
Other protection	3,000.00
Civil defense and disaster control ..	800.00
Streets and Roads	
Repairs and maintenance	60,370.89
Street lighting	12,300.00
Sanitation	
Street cleaning	22,000.00
Garbage and trash removal	3,800.00
Sanitary sewers	
Health and Welfare	
Health services	7,595.00
Welfare—public assistance	2,950.00
Hospitals	
Recreation	
Beaches and boardwalks	
Parks and playgrounds	18,780.00
Other recreational services	
Education (excl. school districts)	
Libraries	7,808.10
Other educational services	
Statutory Expenditures	
	16,542.61
Unclassified Purposes	
	1,000.00
Total Municipal Functions	
	\$354,343.26
Per Capita—Municipal Functions	
	\$53.45
Capital Improvements	
	28,340.00
Debt Service	
Principal payments .. \$32,300.00	33,753.56
Interest payments ..	1,453.56
Per Capita—Debt Service	
	\$5.09
Deferred Charges	
	20,699.15
Total Municipal Expenditures	
	\$437,135.97
Required Payments for Local School, County, and Special District Taxes	
	1,174,814.84
TOTAL EXPENDITURES	
	\$1,611,950.81
Reserve for Uncollected Taxes...	
	\$97,374.25
GRAND TOTAL	
	\$1,709,325.06

REVENUES REALIZED IN 1967

Surplus revenue appropriated	\$95,000.00
Miscellaneous revenues realized ..	141,678.21
State aid revenues realized	15,938.00
Delinquent tax and lien collections ..	49,441.75
Current tax collections	1,348,894.24
Emergency borrowings	
TOTAL REVENUES	
	\$1,650,952.20

CAPITAL OUTLAY (BY ORDINANCE) 1967

Beaches and boardwalks	
Buildings and equipment	
Parks and playgrounds	
Sanitary sewers	
Streets and roads	\$1,138.75
Water supply	
Other purposes	
	\$1,138.75

TAXES

Local school taxes	\$988,560.69
County taxes	186,254.15
Special district taxes	
	\$1,174,814.84
Local purpose taxes	232,715.12
Veteran and senior citizen tax ...	38,700.00
Total tax levy (for rate purposes)	
	\$1,446,229.96
Per Capita Total Tax Levy ...	
	\$218.13
Current Taxes	
General tax rate	
Adjusted business personalty tax rate	10.08
Adjusted general tax rate	7.22
1967 taxes levied (total)	
Collected in 1967	\$1,412,303.89
Per cent of levy collected	95.51
Transferred to liens	1,046.90
Adjustments	6,165.88
Balance December 31, 1967	\$56,196.87
All Prior Years Taxes Outstanding	
Balance January 1, 1967	\$85,855.39
Collected in 1967	49,347.50
Adjustments	—8,923.09
Balance December 31, 1967	\$27,584.80
Tax Title Liens Outstanding	
Balance January 1, 1967	\$11,458.47
Redeemed by cash	94.25
Adjustments	+1,046.90
Balance December 31, 1967	\$12,411.12
Property Acquired by Deed or Foreclosure	
Balance January 1, 1967	\$6,925.00
Sale for cash	
Adjustments	
Balance December 31, 1967	\$6,025.00

CAPITAL DEBT, DECEMBER 31, 1967

Authorized—Issued and Unissued			
	Gross Debt	Net Debt	
School debt	\$1,290,896.00		
Self-liquidating debt ..	33,000.00		
Other capital debt	40,000.00		
		\$1,363,896.00	\$40,000.00
Per Cent	3.20		0.09
Per Capita	\$205.72		\$6.03
Issued and Outstanding			
School debt	\$1,290,896.00		
Self-liquidating debt	33,000.00		
Other capital debt			
		\$1,323,896.00	

Equalized Valuation Basis \$42,547,530.00

CURRENT FINANCES DECEMBER 31, 1967

Cash	\$168,916.35
Taxes receivable	83,781.67
Tax title liens	12,411.12
Foreclosed property	6,025.00
Other receivables	69.04
Emergencies and deferred charges ..	13,661.70
State road aid receivable	37,109.00
	\$321,973.88
Cash liabilities	\$97,085.43
Reserves for receivables	102,286.83
Surplus revenue	122,601.62
	\$321,973.88

ROCKAWAY TOWNSHIP—MORRIS COUNTY

Population U. S. Census, 1960—10,356
Estimated Population, 1967—14,350

Land Area 44.88 sq. mi.

Net Valuation Taxable \$48,517,275
Equalized Valuation \$125,582,540

EXPENDITURES FOR 1967

General Government	
Administrative and executive	\$108,200.00
Assessment and collection of taxes	27,400.00
Financial administration	7,191.00
Public Safety	
Fire protection	65,500.00
Police protection	213,591.00
Other protection	8,500.00
Civil defense and disaster control	3,725.00
Streets and Roads	
Repairs and maintenance	241,630.56
Street lighting	14,500.00
Sanitation	
Street cleaning
Garbage and trash removal
Sanitary sewers	5,800.00
Health and Welfare	
Health services	16,532.00
Welfare—public assistance	4,600.00
Hospitals	1,200.00
Recreation	
Beaches and boardwalks
Parks and playgrounds
Other recreational services	21,200.00
Education (excl. school districts)	
Libraries	3,000.00
Other educational services	500.00
Statutory Expenditures	23,921.00
Unclassified Purposes	500.00
Total Municipal Functions	\$767,490.56
Per Capita—Municipal Functions	\$53.48
Capital Improvements	80,000.00
Debt Service	42,765.33
Principal payments	\$18,000.00
Interest payments	24,765.33
Per Capita—Debt Service	\$2.98
Deferred Charges	25,698.29
Total Municipal Expenditures	\$915,954.18
Required Payments for Local School, County, and Special District Taxes	
	3,061,944.03
TOTAL EXPENDITURES	\$3,977,898.21
Reserve for Uncollected Taxes	\$360,804.22
GRAND TOTAL	\$4,338,702.43

REVENUES REALIZED IN 1967

Surplus revenue appropriated	\$196,200.00
Miscellaneous revenues realized	253,142.67
State aid revenues realized	70,162.00
Delinquent tax and lien collections	180,616.69
Current tax collections	3,432,070.15
Emergency borrowings
TOTAL REVENUES	\$4,132,191.51

CAPITAL OUTLAY (BY ORDINANCE) 1967

Beaches and boardwalks
Buildings and equipment	\$22,623.15
Parks and playgrounds
Sanitary sewers	94,795.05
Streets and roads
Water supply	225,282.04
Other purposes
	\$342,700.24

TAXES

Local school taxes	\$2,577,433.11
County taxes	484,510.92
Special district taxes
	\$3,061,944.03
Local purpose taxes	575,796.40
Veteran and senior citizen tax	74,900.00
Total tax levy (for rate purposes)	\$3,712,640.43
Per Capita Total Tax Levy	
General tax rate
Adjusted business personalty tax rate	12.36
Adjusted general tax rate	7.46
Current Taxes	
1967 taxes levied (total)	\$3,711,495.85
Collected in 1967	3,432,070.15
Per cent of levy collected	92.47
Transferred to liens	5,188.82
Adjustments
Balance December 31, 1967	\$274,236.88
All Prior Years Taxes Outstanding	
Balance January 1, 1967	\$344,340.28
Collected in 1967	179,401.69
Adjustments
Balance December 31, 1967	\$164,938.59
Tax Title Liens Outstanding	
Balance January 1, 1967	\$26,600.30
Redeemed by cash	1,215.00
Adjustments	+5,188.82
Balance December 31, 1967	\$30,574.12
Property Acquired by Deed or Foreclosure	
Balance January 1, 1967	\$30,240.00
Sale for cash
Adjustments
Balance December 31, 1967	\$30,240.00

CAPITAL DEBT, DECEMBER 31, 1967

Authorized—Issued and Unissued

	Gross Debt	Net Debt
School debt	\$6,985,502.00	\$636,444.00
Self-liquidating debt	1,250,000.00	278,251.00
Other capital debt	810,000.00	690,182.00
	\$8,045,502.00	\$1,604,877.00
Per Cent	7.86	1.39
Per Capita	\$630.35	\$111.84

Issued and Outstanding

School debt	\$3,896,339.00
Self-liquidating debt	1,200,000.00
Other capital debt	810,000.00
	\$5,906,339.00

Equalized Valuation Basis \$114,951,867.00

CURRENT FINANCES DECEMBER 31, 1967

Cash	\$228,892.61
Taxes receivable	439,175.47
Tax title liens	30,574.12
Foreclosed property	30,240.00
Other receivables	1,080.04
Emergencies and deferred charges	34,558.36
State road aid receivable	62,147.00
	\$826,667.60
Cash liabilities	\$151,133.97
Reserves for receivables	501,069.63
Surplus revenue	174,464.00
	\$826,667.60

ROCKLEIGH BOROUGH—BERGEN COUNTY

Population U. S. Census, 1960—430
Estimated Population, 1967—450

Land Area 1.00 sq. mi.

Net Valuation Taxable \$8,283,904
Equalized Valuation \$8,542,246

EXPENDITURES FOR 1967

General Government	
Administrative and executive	\$8,250.00
Assessment and collection of taxes	1,530.00
Financial administration
Public Safety	
Fire protection	5,426.00
Police protection	350.00
Other protection	4,044.00
Civil defense and disaster control	25.00
Streets and Roads	
Repairs and maintenance	1,700.00
Street lighting	1,100.00
Sanitation	
Street cleaning
Garbage and trash removal	2,800.00
Sanitary sewers
Health and Welfare	
Health services	800.00
Welfare—public assistance
Hospitals	75.00
Recreation	
Beaches and boardwalks
Parks and playgrounds
Other recreational services
Education (excl. school districts)	
Libraries
Other educational services
Statutory Expenditures	250.00
Unclassified Purposes
Total Municipal Functions	\$26,350.00
Per Capita—Municipal Functions	\$58.56
Capital Improvements	\$8,000.00
Debt Service	
Principal payments
Interest payments
Per Capita—Debt Service
Deferred Charges	12,000.00
Total Municipal Expenditures	\$46,350.00
Required Payments for Local	
School, County, and Special	
District Taxes	40,829.45
TOTAL EXPENDITURES	\$87,179.45
Reserve for Uncollected Taxes...	\$1,877.00
GRAND TOTAL	\$89,056.45

REVENUES REALIZED IN 1967

Surplus revenue appropriated	\$10,000.00
Miscellaneous revenues realized	14,742.73
State aid revenues realized	1,432.00
Delinquent tax and lien collections	50.30
Current tax collections	70,352.29
Emergency borrowings
TOTAL REVENUES	\$96,577.32

CAPITAL OUTLAY (BY ORDINANCE) 1967

Beaches and boardwalks
Buildings and equipment
Parks and playgrounds
Sanitary sewers
Streets and roads
Water supply
Other purposes	\$36,500.00
.....	\$36,500.00

TAXES

Local school taxes	\$12,000.00
County taxes	28,829.45
Special district taxes
.....	\$40,829.45
Local purpose taxes	24,895.00
Veteran and senior citizen tax	790.00
Total tax levy (for rate purposes)	\$66,514.45
Per Capita Total Tax Levy	
General tax rate	0.81
Adjusted business personalty tax rate
Adjusted general tax rate
Current Taxes	
1967 taxes levied (total)	\$70,438.33
Collected in 1967	70,352.29
Per cent of levy collected	99.87
Transferred to liens
Adjustments	50.00
Balance December 31, 1967	\$36.04
All Prior Years Taxes Outstanding	
Balance January 1, 1967	\$72.38
Collected in 1967	50.30
Adjustments
Balance December 31, 1967	\$22.03
Tax Title Liens Outstanding	
Balance January 1, 1967
Redeemed by cash
Adjustments
Balance December 31, 1967
Property Acquired by Deed or Foreclosure	
Balance January 1, 1967
Sale for cash
Adjustments
Balance December 31, 1967

CAPITAL DEBT, DECEMBER 31, 1967

Authorized—Issued and Unissued

	Gross Debt	Net Debt
School debt
Self-liquidating debt
Other capital debt	\$36,000.00	\$23,000.00
.....	\$36,000.00	\$23,000.00
Per Cent	0.51	0.33
Per Capita	\$80.00	\$51.11

Issued and Outstanding

School debt
Self-liquidating debt
Other capital debt	\$23,000.00
.....	\$23,000.00

Equalized Valuation Basis \$6,950,264.00

CURRENT FINANCES DECEMBER 31, 1967

Cash	\$21,000.81
Taxes receivable	58.12
Tax title liens
Foreclosed property
Other receivables
Emergencies and deferred charges
State road aid receivable	1,432.00
.....	\$22,490.93
Cash liabilities	\$11,884.60
Reserves for receivables	58.12
Surplus revenue	10,548.21
.....	\$22,490.93

ROCKY HILL BOROUGH—SOMERSET COUNTY

Population U. S. Census, 1960—528
Estimated Population, 1967—820

Land Area 0.64 sq. mi.

Net Valuation Taxable \$2,677,770
Equalized Valuation \$7,180,967

EXPENDITURES FOR 1967

General Government	
Administrative and executive	\$8,550.00
Assessment and collection of taxes	2,800.00
Financial administration	700.00
Public Safety	
Fire protection	2,340.00
Police protection	2,315.00
Other protection	200.00
Civil defense and disaster control	25.00
Streets and Roads	
Repairs and maintenance	2,775.00
Street lighting	1,300.00
Sanitation	
Street cleaning
Garbage and trash removal	2,480.00
Sanitary sewers
Health and Welfare	
Health services	50.00
Welfare—public assistance	145.00
Hospitals
Recreation	
Beaches and boardwalks
Parks and playgrounds
Other recreational services
Education (excl. school districts)	
Libraries
Other educational services
Statutory Expenditures	250.00
Unclassified Purposes	50.00
Total Municipal Functions	\$23,980.00
Per Capita—Municipal Functions	\$20.24
Capital Improvements	3,550.00
Debt Service	
Principal payments	\$5,800.00
Interest payments	200.00
Per Capita—Debt Service	\$7.32
Deferred Charges	540.50
Total Municipal Expenditures	\$34,070.50
Required Payments for Local School, County, and Special District Taxes	
	158,645.63
TOTAL EXPENDITURES	\$192,716.13
Reserve for Uncollected Taxes...	10,302.00
GRAND TOTAL	\$203,018.13

REVENUES REALIZED IN 1967

Surplus revenue appropriated	\$10,000.00
Miscellaneous revenues realized	14,466.52
State aid revenues realized	3,015.00
Delinquent tax and lien collections	4,079.79
Current tax collections	170,032.74
Emergency borrowings
TOTAL REVENUES	\$201,594.05

CAPITAL OUTLAY (BY ORDINANCE) 1967

Beaches and boardwalks
Buildings and equipment
Parks and playgrounds
Sanitary sewers
Streets and roads
Water supply
Other purposes

TAXES

Local school taxes	\$129,587.50
County taxes	29,058.13
Special district taxes
	\$158,645.63
Local purpose taxes	17,207.50
Veteran and senior citizen tax	4,130.00
Total tax levy (for rate purposes)	\$179,983.13
Per Capita Total Tax Levy	
General tax rate
Adjusted business personalty tax rate	21.33
Adjusted general tax rate	6.55
Current Taxes	
1967 taxes levied (total)	\$179,983.13
Collected in 1967	170,032.74
Per cent of levy collected	94.47
Transferred to liens
Adjustments
Balance December 31, 1967	\$9,950.39
All Prior Years Taxes Outstanding	
Balance January 1, 1967	\$5,874.23
Collected in 1967	4,079.79
Adjustments
Balance December 31, 1967	\$1,794.44
Tax Title Liens Outstanding	
Balance January 1, 1967	\$884.84
Redeemed by cash
Adjustments
Balance December 31, 1967	\$884.84
Property Acquired by Deed or Foreclosure	
Balance January 1, 1967
Sale for cash
Adjustments
Balance December 31, 1967

CAPITAL DEBT, DECEMBER 31, 1967

Authorized—Issued and Unissued

	Gross Debt	Net Debt
School debt
Self-liquidating debt
Other capital debt

Per Cent
Per Capita

Issued and Outstanding

School debt
Self-liquidating debt
Other capital debt

Equalized Valuation Basis \$6,582,714.00

CURRENT FINANCES DECEMBER 31, 1967

Cash	\$38,801.60
Taxes receivable	11,744.83
Tax title liens	884.84
Foreclosed property
Other receivables	12,639.98
Emergencies and deferred charges ..	336.00
State road aid receivable	3,015.00
	\$67,422.25
Cash liabilities	\$12,068.02
Reserves for receivables	25,269.65
Surplus revenue	30,084.58
	\$67,422.25

ROOSEVELT BOROUGH—MONMOUTH COUNTY

Population U. S. Census, 1960—764
Estimated Population, 1967—810

Land Area 1.94 sq. mi.

Net Valuation Taxable \$2,896,007
Equalized Valuation \$3,310,887

EXPENDITURES FOR 1967

General Government	
Administrative and executive	\$8,615.00
Assessment and collection of taxes	1,600.00
Financial administration	1,725.00
Public Safety	
Fire protection	1,300.00
Police protection	3,600.00
Other protection
Civil defense and disaster control	50.00
Streets and Roads	
Repairs and maintenance	6,450.00
Street lighting	1,700.00
Sanitation	
Street cleaning
Garbage and trash removal	3,500.00
Sanitary sewers
Health and Welfare	
Health services	200.00
Welfare—public assistance	50.00
Hospitals
Recreation	
Beaches and boardwalks
Parks and playgrounds	525.00
Other recreational services
Education (excl. school districts)	
Libraries	1,800.00
Other educational services
Statutory Expenditures	
.....	500.00
Unclassified Purposes	
.....	100.00
Total Municipal Functions	\$31,715.00
Per Capita—Municipal Functions	
.....	\$39.15
Capital Improvements	
.....	\$27,800.00
Debt Service	
Principal payments	25.00
Interest payments	\$25.00
Per Capita—Debt Service	
.....	\$0.03
Deferred Charges	
.....
Total Municipal Expenditures	\$59,540.00
Required Payments for Local School, County, and Special District Taxes	
.....	112,298.03
TOTAL EXPENDITURES	\$171,838.03
Reserve for Uncollected Taxes...	
.....	\$12,050.00
GRAND TOTAL	\$183,888.03

REVENUES REALIZED IN 1967

Surplus revenue appropriated	\$41,500.00
Miscellaneous revenues realized ..	15,728.22
State aid revenues realized	3,746.00
Delinquent tax and lien collections ..	7,338.16
Current tax collections	116,038.26
Emergency borrowings

TOTAL REVENUES \$184,350.64

CAPITAL OUTLAY (BY ORDINANCE) 1967

Beaches and boardwalks
Buildings and equipment	\$1,000.00
Parks and playgrounds
Sanitary sewers
Streets and roads
Water supply
Other purposes
.....	\$1,000.00

TAXES

Local school taxes	\$93,281.00
County taxes	19,017.03
Special district taxes
.....	\$112,298.03
Local purpose taxes	9,044.00
Veteran and senior citizen tax ...	5,750.00
Total tax levy (for rate purposes)	\$127,092.03
Per Capita Total Tax Levy ...	
.....	\$156.90
General tax rate
Adjusted business personalty tax rate	5.592
Adjusted general tax rate	4.373
Current Taxes	
1967 taxes levied (total)	\$121,311.75
Collected in 1967	116,038.26
Per cent of levy col-lected	95.65
Transferred to liens
Adjustments	533.17
Balance December 31, 1967	\$4,740.32
All Prior Years Taxes Outstanding	
Balance January 1, 1967	\$7,372.41
Collected in 1967	7,338.16
Adjustments	2.46
Balance December 31, 1967	\$31.79
Tax Title Liens Outstanding	
Balance January 1, 1967
Redeemed by cash
Adjustments
Balance December 31, 1967
Property Acquired by Deed or Foreclosure	
Balance January 1, 1967
Sale for cash
Adjustments
Balance December 31, 1967

CAPITAL DEBT, DECEMBER 31, 1967

Authorized—Issued and Unissued

	Gross Debt	Net Debt
School debt	\$16,000.00
Self-liquidating debt ..	30,000.00
Other capital debt
.....	\$46,000.00
Per Cent	1.36
Per Capita	\$56.79

Issued and Outstanding

School debt	\$16,000.00
Self-liquidating debt	30,000.00
Other capital debt
.....	\$46,000.00

Equalized Valuation Basis \$3,373,493.00

CURRENT FINANCES DECEMBER 31, 1967

Cash	\$42,413.88
Taxes receivable	4,772.11
Tax title liens
Foreclosed property
Other receivables	805.92
Emergencies and deferred charges
State road aid receivable	3,681.00
.....	\$51,672.91
Cash liabilities	\$10,021.66
Reserves for receivables	5,578.03
Surplus revenue	36,073.22
.....	\$51,672.91

ROSELAND BOROUGH—ESSEX COUNTY

Population U. S. Census, 1960—2,804
Estimated Population, 1967—3,500

Land Area 3.50 sq. ml.

Net Valuation Taxable \$35,111,600
Equalized Valuation \$38,108,075

EXPENDITURES FOR 1967

General Government	
Administrative and executive	\$53,703.00
Assessment and collection of taxes	29,889.00
Financial administration
Public Safety	
Fire protection	15,641.00
Police protection	113,203.00
Other protection	5,200.00
Civil defense and disaster control	1,000.00
Streets and Roads	
Repairs and maintenance	23,945.00
Street lighting	12,000.00
Sanitation	
Street cleaning
Garbage and trash removal	23,600.00
Sanitary sewers
Health and Welfare	
Health services	7,400.00
Welfare—public assistance	3,350.00
Hospitals
Recreation	
Beaches and boardwalks
Parks and playgrounds
Other recreational services	4,440.00
Education (excl. school districts)	
Libraries	2,500.00
Other educational services
Statutory Expenditures	
.....	12,511.08
Unclassified Purposes	
.....	500.00
Total Municipal Functions	\$308,882.08
Per Capita—Municipal Functions	
.....	\$88.25
Capital Improvements	
.....	76,250.00
Debt Service	
Principal payments	60.00
Interest payments ..	\$60.00
Per Capita—Debt Service	
.....	\$0.02
Deferred Charges	
.....	61,103.50
Total Municipal Expenditures	\$446,295.58
Required Payments for Local School, County, and Special District Taxes	
.....	1,033,332.94
TOTAL EXPENDITURES	\$1,479,628.52
Reserve for Uncollected Taxes..	
.....	\$63,090.58
GRAND TOTAL	\$1,542,719.10

REVENUES REALIZED IN 1967

Surplus revenue appropriated	\$97,000.00
Miscellaneous revenues realized ..	188,851.66
State aid revenues realized	1,659.00
Delinquent tax and lien collections ..	35,744.79
Current tax collections	1,270,461.58
Emergency borrowings
TOTAL REVENUES	\$1,593,717.03

CAPITAL OUTLAY (BY ORDINANCE) 1967

Beaches and boardwalks
Buildings and equipment
Parks and playgrounds
Sanitary sewers	\$59,560.35
Streets and roads	7,610.00
Water supply	132,227.56
Other purposes
	\$199,397.99

TAXES

Local school taxes	\$640,717.44
County taxes	392,615.50
Special district taxes
	\$1,033,332.94
Local purpose taxes	226,927.16
Veteran and senior citizen tax ...	19,470.00
Total tax levy (for rate purposes)	\$1,279,730.10
Per Capita Total Tax Levy ...	
.....	\$365.64
General tax rate	3.65
Adjusted business personalty tax rate
Adjusted general tax rate
Current Taxes	
1967 taxes levied (total)	\$1,300,430.92
Collected in 1967	1,270,461.58
Per cent of levy collected	97.69
Transferred to liens	536.55
Adjustments	1,355.30
Balance December 31, 1967	\$28,077.49
All Prior Years Taxes Outstanding	
Balance January 1, 1967	\$37,475.23
Collected in 1967	35,744.79
Adjustments
Balance December 31, 1967	\$1,730.44
Tax Title Liens Outstanding	
Balance January 1, 1967	\$4,245.99
Redeemed by cash
Adjustments	+536.55
Balance December 31, 1967	\$4,782.54
Property Acquired by Deed or Foreclosure	
Balance January 1, 1967	\$11,400.00
Sale for cash	6,200.00
Adjustments	+6,200.00
Balance December 31, 1967	\$11,400.00

CAPITAL DEBT, DECEMBER 31, 1967

Authorized—Issued and Unissued

	Gross Debt	Net Debt
School debt	\$2,451,517.00	\$575,684.00
Self-liquidating debt ...	2,280,000.00	1,048,782.00
Other capital debt
	\$4,731,517.00	\$1,624,466.00
Per Cent	15.08	5.17
Per Capita	\$1,351.86	\$464.13

Issued and Outstanding

School debt	\$760,728.00
Self-liquidating debt	2,235,500.00
Other capital debt
	\$2,996,228.00

Equalized Valuation Basis \$31,372,642.00

CURRENT FINANCES DECEMBER 31, 1967

Cash	\$287,758.29
Taxes receivable	29,807.93
Tax title liens	4,782.54
Foreclosed property	11,400.00
Other receivables	55,753.93
Emergencies and deferred charges ..	13,500.00
State road aid receivable	5,949.82
	\$408,952.51
Cash liabilities	\$67,793.25
Reserves for receivables	101,744.40
Surplus revenue	239,414.86
	\$408,952.51

ROSELLE BOROUGH—UNION COUNTY

Population U. S. Census, 1960—21,032
Estimated Population, 1967—23,950

Land Area 2.70 sq. mi.

Net Valuation Taxable \$60,981,300
Equalized Valuation \$126,388,936

EXPENDITURES FOR 1967

General Government		
Administrative and executive	\$150,500.00	
Assessment and collection of taxes	42,900.00	
Financial administration	5,300.00	
Public Safety		
Fire protection	223,800.00	
Police protection	393,300.00	
Other protection	4,400.00	
Civil defense and disaster control	4,000.00	
Streets and Roads		
Repairs and maintenance	96,000.00	
Street lighting	54,000.00	
Sanitation		
Street cleaning	72,600.00	
Garbage and trash removal	215,300.00	
Sanitary sewers	82,000.00	
Health and Welfare		
Health services	44,555.00	
Welfare—public assistance	19,400.00	
Hospitals		
Recreation		
Beaches and boardwalks		
Parks and playgrounds		
Other recreational services	27,500.00	
Education (excl. school districts)		
Libraries	58,400.00	
Other educational services		
Statutory Expenditures		
	112,600.00	
Unclassified Purposes		
	5,200.00	
Total Municipal Functions	\$1,611,755.00	
Per Capita—Municipal Functions		
	\$67.30	
Capital Improvements		
	64,000.00	
Debt Service		
Principal payments	4,200.00	
Interest payments	\$4,200.00	
Per Capita—Debt Service		
	\$0.18	
Deferred Charges		
	8,200.00	
Total Municipal Expenditures	\$1,688,155.00	
Required Payments for Local School, County, and Special District Taxes		
	2,465,221.33	
TOTAL EXPENDITURES	\$4,153,376.33	
Reserve for Uncollected Taxes..		
	\$176,804.72	
GRAND TOTAL	\$4,330,181.05	

REVENUES REALIZED IN 1967

Surplus revenue appropriated	\$350,000.00
Miscellaneous revenues realized	545,325.73
State aid revenues realized	44,930.00
Delinquent tax and lien collections	82,227.39
Current tax collections	3,448,045.29
Emergency borrowings	

TOTAL REVENUES \$4,470,528.41

CAPITAL OUTLAY (BY ORDINANCE) 1967

Beaches and boardwalks	
Buildings and equipment	\$16,447.52
Parks and playgrounds	
Sanitary sewers	
Streets and roads	68,779.70
Water supply	
Other purposes	
	\$85,227.22

TAXES

Local school taxes	\$2,019,314.72
County taxes	445,906.61
Special district taxes	
	\$2,465,221.33
Local purpose taxes	1,064,229.72
Veteran and senior citizen tax	122,210.00
Total tax levy (for rate purposes)	\$3,651,661.05
Per Capita Total Tax Levy ...	
	\$152.47
General tax rate	
Adjusted business personalty tax rate	9.58
Adjusted general tax rate	5.84
Current Taxes	
1967 taxes levied (total)	\$3,548,071.64
Collected in 1967	3,448,045.29
Per cent of levy collected	97.18
Transferred to liens	2,557.92
Adjustments	17,258.82
Balance December 31, 1967	\$80,209.61
All Prior Years Taxes Outstanding	
Balance January 1, 1967	\$149,948.24
Collected in 1967	81,568.71
Adjustments	—4,316.57
Balance December 31, 1967	\$64,062.96
Tax Title Liens Outstanding	
Balance January 1, 1967	\$17,387.77
Redeemed by cash	658.68
Adjustments	+5,520.60
Balance December 31, 1967	\$22,249.69
Property Acquired by Deed or Foreclosure	
Balance January 1, 1967	\$260,396.00
Sale for cash	125,105.00
Adjustments	+101,700.99
Balance December 31, 1967	\$236,991.00

CAPITAL DEBT, DECEMBER 31, 1967

Authorized—Issued and Unissued

	Gross Debt	Net Debt
School debt	\$1,382,000.00	
Self-liquidating debt		
Other capital debt	143,976.00	\$115,028.00
	\$1,525,976.00	\$115,028.00
Per Cent	1.24	0.09
Per Capita	\$63.72	\$4.80

Issued and Outstanding

School debt	\$1,382,000.00
Self-liquidating debt	
Other capital debt	129,510.00
	\$1,511,510.00

Equalized Valuation Basis \$122,444,056.00

CURRENT FINANCES DECEMBER 31, 1967

Cash	\$359,281.49
Taxes receivable	144,272.57
Tax title liens	22,249.69
Foreclosed property	236,991.00
Other receivables	4,803.65
Emergencies and deferred charges	35,015.90
State road aid receivable	
	\$802,613.40
Cash liabilities	\$93,850.36
Reserves for receivables	408,316.91
Surplus revenue	300,446.13
	\$802,613.40

ROSELLE PARK BOROUGH—UNION COUNTY

Population U. S. Census, 1960—12,546
Estimated Population, 1967—14,980

Land Area 1.30 sq. mi.

Net Valuation Taxable \$31,168,700
Equalized Valuation \$85,863,419

EXPENDITURES FOR 1967

General Government	
Administrative and executive	\$107,065.00
Assessment and collection of taxes	27,820.00
Financial administration
Public Safety	
Fire protection	49,100.00
Police protection	229,650.00
Other protection	3,825.00
Civil defense and disaster control	5,750.00
Streets and Roads	
Repairs and maintenance	91,850.00
Street lighting	26,000.00
Sanitation	
Street cleaning
Garbage and trash removal	66,550.00
Sanitary sewers	15,900.00
Health and Welfare	
Health services	25,350.00
Welfare—public assistance	7,100.00
Hospitals
Recreation	
Beaches and boardwalks
Parks and playgrounds	12,275.00
Other recreational services
Education (excl. school districts)	
Libraries	28,400.00
Other educational services	1,000.00
Statutory Expenditures	
.....	58,500.00
Unclassified Purposes	
.....	650.00
Total Municipal Functions	\$756,785.00
Per Capita—Municipal Functions	
.....	\$50.52
Capital Improvements	
.....	16,150.00
Debt Service	
Principal payments	\$6,000.00
Interest payments	2,000.00
Per Capita—Debt Service	
.....	\$0.53
Deferred Charges	
.....	2,400.00
Total Municipal Expenditures	\$783,335.00
Required Payments for Local School, County, and Special District Taxes	
.....	1,875,665.30
TOTAL EXPENDITURES	\$2,659,000.30
Reserve for Uncollected Taxes..	\$140,159.24
GRAND TOTAL	\$2,799,159.54

REVENUES REALIZED IN 1967

Surplus revenue appropriated	\$180,000.00
Miscellaneous revenues realized ..	211,342.32
State aid revenues realized	9,584.27
Delinquent tax and lien collections ..	49,877.90
Current tax collections	2,377,720.57
Emergency borrowings

TOTAL REVENUES \$2,828,525.06

CAPITAL OUTLAY (BY ORDINANCE) 1967

Beaches and boardwalks
Buildings and equipment	\$19,928.14
Parks and playgrounds	4,956.50
Sanitary sewers
Streets and roads	30,022.04
Water supply	17.20
Other purposes
	\$54,923.88

TAXES

Local school taxes	\$1,572,912.50
County taxes	302,752.80
Special district taxes
	\$1,875,665.30
Local purpose taxes	532,326.24
Veteran and senior citizen tax	83,120.00
Total tax levy (for rate purposes)	\$2,491,111.54
Per Capita Total Tax Levy ...	
.....	\$166.30
General tax rate
Adjusted business personalty tax rate	13.20
Adjusted general tax rate	7.87
Current Taxes	
1967 taxes levied (total)	\$2,417,158.17
Collected in 1967	2,377,720.57
Per cent of levy col-lected	98.36
Transferred to liens	480.07
Adjustments	505.24
Balance December 31, 1967	\$38,452.29
All Prior Years Taxes Outstanding	
Balance January 1, 1967	\$54,730.39
Collected in 1967	49,877.90
Adjustments	—392.98
Balance December 31, 1967	\$4,459.51
Tax Title Liens Outstanding	
Balance January 1, 1967	\$9,107.00
Redeemed by cash
Adjustments	+480.07
Balance December 31, 1967	\$9,587.07
Property Acquired by Deed or Foreclosure	
Balance January 1, 1967	\$16,700.00
Sale for cash
Adjustments	+1,800.00
Balance December 31, 1967	\$18,500.00

CAPITAL DEBT, DECEMBER 31, 1967

Authorized—Issued and Unissued

	Gross Debt	Net Debt
School debt	\$2,301,500.00
Self-liquidating debt
Other capital debt	39,000.00	\$39,000.00
	\$2,340,500.00	\$39,000.00
Per Cent	2.99	0.04
Per Capita	\$156.24	\$2.60

Issued and Outstanding

School debt	\$2,301,500.00
Self-liquidating debt
Other capital debt	39,000.00
	\$2,340,500.00

Equalized Valuation Basis \$78,139,934.00

CURRENT FINANCES DECEMBER 31, 1967

Cash	\$333,349.40
Taxes receivable	42,911.80
Tax title liens	9,587.07
Foreclosed property	18,500.00
Other receivables	9,894.76
Emergencies and deferred charges ..	3,000.00
State road aid receivable
	\$417,243.03
Cash liabilities	\$72,644.90
Reserves for receivables	80,393.63
Surplus revenue	263,704.50
	\$417,243.03

ROXBURY TOWNSHIP—MORRIS COUNTY

Population U. S. Census, 1960—9,983
Estimated Population, 1967—13,400

Land Area 21.00 sq. ml.

Net Valuation Taxable \$54,609,586
Equalized Valuation \$110,520,646

EXPENDITURES FOR 1967

General Government	
Administrative and executive	\$100,057.51
Assessment and collection of taxes	33,386.28
Financial administration	10,690.00
Public Safety	
Fire protection	19,636.97
Police protection	173,147.40
Other protection	7,730.13
Civil defense and disaster control	3,400.00
Streets and Roads	
Repairs and maintenance	212,221.52
Street lighting	12,000.00
Sanitation	
Street cleaning
Garbage and trash removal	45,100.00
Sanitary sewers
Health and Welfare	
Health services	30,060.00
Welfare—public assistance	5,700.00
Hospitals	2,000.00
Recreation	
Beaches and boardwalks
Parks and playgrounds	29,383.36
Other recreational services	15,227.25
Education (excl. school districts)	
Libraries	27,000.00
Other educational services	3,000.00
Statutory Expenditures	
.....	39,587.96
Unclassified Purposes	
.....	1,000.00
Total Municipal Functions	\$770,328.38
Per Capita—Municipal Functions	
.....	\$57.49
Capital Improvements	
.....	148,530.07
Debt Service	
Principal payments
Interest payments
Per Capita—Debt Service	
.....
Deferred Charges	
.....	33,392.96
Total Municipal Expenditures	\$952,251.41
Required Payments for Local School, County, and Special District Taxes	
.....	2,701,546.05
TOTAL EXPENDITURES	\$3,653,797.46
Reserve for Uncollected Taxes...	
.....	\$261,130.73
GRAND TOTAL	\$3,914,928.19

REVENUES REALIZED IN 1967

Surplus revenue appropriated	\$230,000.00
Miscellaneous revenues realized ..	258,603.24
State aid revenues realized	52,248.61
Delinquent tax and lien collections ..	159,089.13
Current tax collections	3,025,721.28
Emergency borrowings

TOTAL REVENUES \$3,725,662.26

CAPITAL OUTLAY (BY ORDINANCE) 1967

Beaches and boardwalks
Buildings and equipment
Parks and playgrounds
Sanitary sewers	\$231,599.41
Streets and roads
Water supply	55,307.31
Other purposes
	\$286,907.22

TAXES

Local school taxes	\$2,275,364.50
County taxes	426,181.55
Special district taxes
	\$2,701,546.05
Local purpose taxes	570,374.71
Veteran and senior citizen tax ...	85,580.00
Total tax levy (for rate purposes)	\$3,357,500.76
Per Capita Total Tax Levy ...	
.....	\$250.56
General tax rate
Adjusted business personality tax rate	15.82
Adjusted general tax rate	5.60
Current Taxes	
1967 taxes levied (total)	\$3,320,265.10
Collected in 1967	3,025,721.28
Per cent of levy col- lected	91.12
Transferred to liens	5,488.40
Adjustments	63,793.00
Balance December 31, 1967	\$225,262.42
All Prior Years Taxes Outstanding	
Balance January 1, 1967	\$242,539.31
Collected in 1967	156,997.04
Adjustments	—9,454.49
Balance December 31, 1967	\$76,087.78
Tax Title Liens Outstanding	
Balance January 1, 1967	\$24,103.89
Redeemed by cash	2,092.09
Adjustments	+4,532.24
Balance December 31, 1967	\$26,544.04
Property Acquired by Deed or Foreclosure	
Balance January 1, 1967	\$7,660.24
Sale for cash
Adjustments
Balance December 31, 1967	\$7,660.24

CAPITAL DEBT, DECEMBER 31, 1967

Authorized—Issued and Unissued

	Gross Debt	Net Debt
School debt	\$4,158,000.00	\$266,487.00
Self-liquidating debt ..	3,579,000.00	2,562,138.00
Other capital debt
	\$7,737,000.00	\$2,828,625.00
Per Cent	7.95	2.90
Per Capita	\$577.39	\$211.09

Issued and Outstanding

School debt	\$2,358,000.00
Self-liquidating debt	1,679,000.00
Other capital debt
	\$4,037,000.00

Equalized Valuation Basis \$97,287,819.00

CURRENT FINANCES DECEMBER 31, 1967

Cash	\$361,898.17
Taxes receivable	301,350.20
Tax title liens	26,544.04
Foreclosed property	7,660.24
Other receivables	11,143.21
Emergencies and deferred charges ..	50,228.94
State road aid receivable	30,202.30
	\$789,026.80
Cash liabilities	\$153,563.90
Reserves for receivables	346,697.69
Surplus revenue	288,765.21
	\$789,026.80

RUMSON BOROUGH—MONMOUTH COUNTY

Population U. S. Census, 1960—6,405
Estimated Population, 1967—7,220

Land Area 5.30 sq. mi.

Net Valuation Taxable \$57,466,788
Equalized Valuation \$79,752,359

EXPENDITURES FOR 1967

General Government	
Administrative and executive	\$76,020.00
Assessment and collection of taxes ..	19,730.00
Financial administration	3,000.00
Public Safety	
Fire protection	21,605.00
Police protection	138,370.00
Other protection	7,676.00
Civil defense and disaster control ..	100.00
Streets and Roads	
Repairs and maintenance	109,164.00
Street lighting	12,500.00
Sanitation	
Street cleaning
Garbage and trash removal	40,845.00
Sanitary sewers	110,000.00
Health and Welfare	
Health services	7,150.00
Welfare—public assistance	2,450.00
Hospitals	3,000.00
Recreation	
Benches and boardwalks
Parks and playgrounds	5,175.00
Other recreational services	8,100.00
Education (excl. school districts)	
Libraries	17,000.00
Other educational services
Statutory Expenditures	55,400.00
Unclassified Purposes	500.00
Total Municipal Functions	\$637,785.00

Per Capita—Municipal Functions	\$88.34
Capital Improvements	100,380.00
Debt Service
Principal payments
Interest payments
Per Capita—Debt Service
Deferred Charges	7,885.00
Total Municipal Expenditures	\$746,050.00

Required Payments for Local School, County, and Special District Taxes	1,716,686.17
TOTAL EXPENDITURES	\$2,462,736.17

Reserve for Uncollected Taxes...	\$142,159.84
GRAND TOTAL	\$2,604,896.01

REVENUES REALIZED IN 1967

Surplus revenue appropriated	\$123,000.00
Miscellaneous revenues realized ..	189,653.42
State aid revenues realized	23,538.00
Delinquent tax and lien collections ..	88,610.44
Current tax collections	2,080,283.69
Emergency borrowings

TOTAL REVENUES **\$2,505,085.55**

CAPITAL OUTLAY (BY ORDINANCE) 1967

Benches and boardwalks
Buildings and equipment	\$53,113.81
Parks and playgrounds	2,821.50
Sanitary sewers
Streets and roads	987.82
Water supply
Other purposes
Total	\$56,923.13

TAXES

Local school taxes	\$1,258,682.43
County taxes	458,003.74
Special district taxes
Total	\$1,716,686.17
Local purpose taxes	474,509.84
Veteran and senior citizen tax ...	47,840.00

Total tax levy (for rate purposes) **\$2,239,036.01**

Per Capita Total Tax Levy ...	\$310.12
General tax rate
Adjusted business personalty tax rate	7.780
Adjusted general tax rate	3.866

Current Taxes

1967 taxes levied (total)	\$2,213,459.57
Collected in 1967	2,080,283.69
Per cent of levy collected	93.98
Transferred to liens	162.41
Adjustments	2,083.08
Balance December 31, 1967	\$130,930.39

All Prior Years Taxes Outstanding

Balance January 1, 1967	\$116,479.43
Collected in 1967	88,610.44
Adjustments	—1.99
Balance December 31, 1967	\$27,864.00

Tax Title Liens Outstanding

Balance January 1, 1967	\$467.70
Redeemed by cash
Adjustments	+162.41
Balance December 31, 1967	\$630.11

Property Acquired by Deed or Foreclosure

Balance January 1, 1967
Sale for cash
Adjustments
Balance December 31, 1967

CAPITAL DEBT, DECEMBER 31, 1967

Authorized—Issued and Unissued

	Gross Debt	Net Debt
School debt	\$1,734,620.00
Self-liquidating debt
Other capital debt
	\$1,734,620.00

Per Cent	2.25
Per Capita	\$240.25

Issued and Outstanding

School debt	\$1,734,620.00
Self-liquidating debt
Other capital debt
Total	\$1,734,620.00

Equalized Valuation Basis \$76,815,080.00

CURRENT FINANCES DECEMBER 31, 1967

Cash	\$1,012,737.91
Taxes receivable	158,794.39
Tax title liens	630.11
Foreclosed property
Other receivables	3,796.66
Emergencies and deferred charges ..	7,000.00
State road aid receivable	18,344.00
Total	\$1,201,323.07

Cash liabilities	\$377,204.20
Reserves for receivables	163,221.16
Surplus revenue	660,897.71
Total	\$1,201,323.07

RUNNEMEDE BOROUGH—CAMDEN COUNTY

Population U. S. Census, 1960—8,396
Estimated Population, 1967—11,190

Land Area 2.12 sq. mi.

Net Valuation Taxable \$18,309,540
Equalized Valuation \$35,931,595

EXPENDITURES FOR 1967

General Government		
Administrative and executive	\$40,835.00	
Assessment and collection of taxes	21,575.00	
Financial administration	3,800.00	
Public Safety		
Fire protection	15,910.00	
Police protection	111,250.24	
Other protection		
Civil defense and disaster control	1,200.00	
Streets and Roads		
Repairs and maintenance	65,436.10	
Street lighting	12,000.00	
Sanitation		
Street cleaning	7,500.00	
Garbage and trash removal	7,500.00	
Sanitary sewers		
Health and Welfare		
Health services	7,335.00	
Welfare—public assistance	3,600.00	
Hospitals		
Recreation		
Benches and boardwalks		
Parks and playgrounds		
Other recreational services	5,360.00	
Education (excl. school districts)		
Libraries	1,300.00	
Other educational services	4,300.00	
Statutory Expenditures		
	13,400.00	
Unclassified Purposes		
Total Municipal Functions	\$314,891.34	
Per Capita—Municipal Functions		
	\$28.13	
Capital Improvements		
	35,380.00	
Debt Service		
Principal payments ..	\$23,000.00	
Interest payments ..	2,200.00	
Per Capita—Debt Service	\$2.25	
Deferred Charges		
	288,842.27	
Total Municipal Expenditures	\$614,223.61	
Required Payments for Local School, County, and Special District Taxes		
	544,143.37	
TOTAL EXPENDITURES	\$1,158,366.98	
Reserve for Uncollected Taxes...	\$53,047.93	
GRAND TOTAL	\$1,211,414.91	

REVENUES REALIZED IN 1967

Surplus revenue appropriated	\$100,000.00
Miscellaneous revenues realized ..	177,642.02
State aid revenues realized	25,162.13
Delinquent tax and lien collections ..	25,471.62
Current tax collections	932,422.67
Emergency borrowings	
TOTAL REVENUES	\$1,263,698.44

CAPITAL OUTLAY (BY ORDINANCE) 1967

Beaches and boardwalks	
Buildings and equipment	
Parks and playgrounds	
Sanitary sewers	
Streets and roads	
Water supply	
Other purposes	

TAXES

Local school taxes	\$264,568.79
County taxes	279,554.58
Special district taxes	
	\$544,143.37
Local purpose taxes	390,271.54
Veteran and senior citizen tax ...	63,870.00
Total tax levy (for rate purposes)	\$998,284.91
Per Capita Total Tax Levy ...	
General tax rate	\$89.21
Adjusted business personality tax rate	11.02
Adjusted general tax rate	5.30
Current Taxes	
1967 taxes levied (total)	\$960,005.93
Collected in 1967	932,422.67
Per cent of levy collected	97.12
Transferred to liens	
Adjustments	
Balance December 31, 1967	\$27,583.26
All Prior Years Taxes Outstanding	
Balance January 1, 1967	\$25,857.93
Collected in 1967	24,029.31
Adjustments	
Balance December 31, 1967	\$1,828.62
Tax Title Liens Outstanding	
Balance January 1, 1967	\$9,161.57
Redeemed by cash	1,442.31
Adjustments	
Balance December 31, 1967	\$7,719.26
Property Acquired by Deed or Foreclosure	
Balance January 1, 1967	\$25,149.80
Sale for cash	4,659.50
Adjustments	
Balance December 31, 1967	\$20,449.80

CAPITAL DEBT, DECEMBER 31, 1967

Authorized—Issued and Unissued		
	Gross Debt	Net Debt
School debt	\$1,335,036.00	
Self-liquidating debt ..		
Other capital debt ...	74,000.00	\$74,000.00
	\$1,409,036.00	\$74,000.00
Per Cent	4.09	0.21
Per Capita	\$125.92	\$6.61
Issued and Outstanding		
School debt	\$972,978.00	
Self-liquidating debt		
Other capital debt	49,000.00	
	\$1,021,978.00	

Equalized Valuation Basis \$34,381,560.00

CURRENT FINANCES DECEMBER 31, 1967

Cash	\$194,088.27
Taxes receivable	29,411.83
Tax title liens	7,719.26
Foreclosed property	20,499.81
Other receivables	25,307.53
Emergencies and deferred charges ..	11,200.00
State road aid receivable	26,276.83
	\$314,503.63
Cash liabilities	\$53,605.62
Reserves for receivables	82,938.50
Surplus revenue	177,959.53
	\$314,503.63

RUTHERFORD BOROUGH—BERGEN COUNTY

Population U. S. Census, 1960—20,473	Land Area 2.60 sq. mi.	Net Valuation Taxable \$118,613,417
Estimated Population, 1967—21,430		Equalized Valuation \$147,296,697

EXPENDITURES FOR 1967

General Government	
Administrative and executive	\$258,343.00
Assessment and collection of taxes	39,676.00
Financial administration	4,600.00
Public Safety	
Fire protection	68,485.00
Police protection	405,610.00
Other protection	13,634.00
Civil defense and disaster control	3,960.00
Streets and Roads	
Repairs and maintenance	127,096.00
Street lighting	54,500.00
Sanitation	
Street cleaning	147,246.00
Garbage and trash removal	76,963.00
Sanitary sewers	
Health and Welfare	
Health services	43,460.00
Welfare—public assistance	7,000.00
Hospitals	
Recreation	
Beaches and boardwalks	
Parks and playgrounds	57,665.00
Other recreational services	
Education (excl. school districts)	
Libraries	80,365.00
Other educational services	
Statutory Expenditures	
.....	144,606.10
Unclassified Purposes	
.....	
Total Municipal Functions	\$1,533,209.10

Per Capita—Municipal Functions	\$71.54
Capital Improvements	165,632.22
Debt Service	26,519.00
Principal payments ..	\$25,700.00
Interest payments ..	\$19.00
Per Capita—Debt Service	\$1.24
Deferred Charges	

Total Municipal Expenditures	\$1,725,360.32
Required Payments for Local School, County, and Special District Taxes	
.....	2,412,361.88
TOTAL EXPENDITURES	\$4,137,722.20
Reserve for Uncollected Taxes...	\$142,495.95
GRAND TOTAL	\$4,280,218.15

REVENUES REALIZED IN 1967	
Surplus revenue appropriated	\$160,000.00
Miscellaneous revenues realized ..	397,740.56
State aid revenues realized	43,228.00
Delinquent tax and lien collections ..	61,262.88
Current tax collections	3,651,234.03
Emergency borrowings	
TOTAL REVENUES	\$4,313,465.47

CAPITAL OUTLAY (BY ORDINANCE) 1967

Beaches and boardwalks	
Buildings and equipment	\$68,052.00
Parks and playgrounds	12,078.28
Sanitary sewers	
Streets and roads	272.79
Water supply	
Other purposes	7,530.20
	\$87,933.27

TAXES

Local school taxes	\$1,915,246.00
County taxes	497,115.88
Special district taxes	
	\$2,412,361.88
Local purpose taxes	1,249,608.27
Veteran and senior citizen tax ...	109,480.00
Total tax levy (for rate purposes)	\$3,771,450.15

Per Capita Total Tax Levy	\$175.09
General tax rate	
Adjusted business personalty tax rate	4.95
Adjusted general tax rate	3.12

Current Taxes	
1967 taxes levied (total)	\$3,733,310.42
Collected in 1967	3,651,234.03
Per cent of levy collected	97.80
Transferred to liens	595.92
Adjustments	10,372.41
Balance December 31, 1967	\$71,108.06

All Prior Years Taxes Outstanding	
Balance January 1, 1967	\$65,803.97
Collected in 1967	61,018.62
Adjustments	—1,623.05
Balance December 31, 1967	\$3,162.30

Tax Title Liens Outstanding	
Balance January 1, 1967	\$2,354.29
Redeemed by cash	244.26
Adjustments	+602.32
Balance December 31, 1967	\$2,712.35

Property Acquired by Deed or Foreclosure	
Balance January 1, 1967	\$8,525.00
Sale for cash	
Adjustments	
Balance December 31, 1967	\$8,525.00

CAPITAL DEBT, DECEMBER 31, 1967

Authorized—Issued and Unissued		
	Gross Debt	Net Debt
School debt	\$812,000.00	
Self-liquidating debt ..		
Other capital debt		
	\$812,000.00	
Per Cent	0.58	
Per Capita	\$37.80	

Issued and Outstanding

School debt	\$812,000.00
Self-liquidating debt	
Other capital debt	
	\$812,000.00

Equalized Valuation Basis \$137,845,780.00

CURRENT FINANCES DECEMBER 31, 1967	
Cash	\$567,745.46
Taxes receivable	74,270.36
Tax title liens	2,712.35
Foreclosed property	8,525.00
Other receivables	4,176.32
Emergencies and deferred charges ..	
State road aid receivable	33,689.00
	\$691,118.49
Cash liabilities	\$211,315.61
Reserves for receivables	89,684.03
Surplus revenue	390,118.85
	\$691,118.49

SADDLE BROOK TOWNSHIP—BERGEN COUNTY

Population U. S. Census, 1960—13,834
Estimated Population, 1967—16,600

Land Area 2.70 sq. mi.

Net Valuation Taxable \$121,946,409
Equalized Valuation \$126,643,632

EXPENDITURES FOR 1967

General Government	
Administrative and executive	\$129,030.01
Assessment and collection of taxes	31,830.00
Financial administration	20,400.00
Public Safety	
Fire protection	39,100.00
Police protection	226,243.60
Other protection	14,280.00
Civil defense and disaster control	4,000.00
Streets and Roads	
Repairs and maintenance	104,010.00
Street lighting	14,050.00
Sanitation	
Street cleaning	78,365.28
Garbage and trash removal	79,973.18
Sanitary sewers	
Health and Welfare	
Health services	18,300.00
Welfare—public assistance	4,550.00
Hospitals	
Recreation	
Benches and boardwalks	
Parks and playgrounds	24,500.00
Other recreational services	
Education (excl. school districts)	
Libraries	36,500.00
Other educational services	
Statutory Expenditures	
	29,082.75
Unclassified Purposes	
	8,930.00
Total Municipal Functions	\$863,144.82
Per Capita—Municipal Functions	
	\$52.00
Capital Improvements	
	27,500.00
Debt Service	
	463,562.50
Principal payments ..	\$145,000.00
Interest payments ..	318,562.50
Per Capita—Debt Service	
	\$27.93
Deferred Charges	
	169,954.39
Total Municipal Expenditures	\$1,524,161.71
Required Payments for Local	
School, County, and Special	
District Taxes	
	2,181,706.66
TOTAL EXPENDITURES	
	\$3,705,868.37
Reserve for Uncollected Taxes...	
	\$130,731.74
GRAND TOTAL	
	\$3,836,600.11

REVENUES REALIZED IN 1967

Surplus revenue appropriated	\$210,000.00
Miscellaneous revenues realized	241,536.17
State aid revenues realized	80,280.78
Delinquent tax and lien collections	105,818.42
Current tax collections	3,216,271.64
Emergency borrowings	

TOTAL REVENUES \$3,803,907.01

CAPITAL OUTLAY (BY ORDINANCE) 1967

Beaches and boardwalks	
Buildings and equipment	\$13,276.13
Parks and playgrounds	
Sanitary sewers	
Streets and roads	36,417.32
Water supply	7,590.20
Other purposes	
	\$57,283.65

TAXES

Local school taxes	\$1,765,119.17
County taxes	416,587.49
Special district taxes	
	\$2,181,706.66
Local purpose taxes	1,094,533.11
Veteran and senior citizen tax ...	104,480.00
Total tax levy (for rate purposes)	\$3,380,719.77
Per Capita Total Tax Levy ...	
	\$203.66
Current Taxes	
General tax rate	
Adjusted business personalty tax rate	6.44
Adjusted general tax rate	2.67
1967 taxes levied (total)	
Collected in 1967	\$3,333,194.29
Per cent of levy col- lected	96.49
Transferred to liens	619.44
Adjustments	18,092.95
Balance December 31, 1967	\$98,210.26
All Prior Years Taxes Outstanding	
Balance January 1, 1967	\$217,558.31
Collected in 1967	105,454.58
Adjustments	+4,398.59
Balance December 31, 1967	\$116,502.32
Tax Title Liens Outstanding	
Balance January 1, 1967	\$2,769.25
Redeemed by cash	363.84
Adjustments	+908.44
Balance December 31, 1967	\$3,313.85
Property Acquired by Deed or Foreclosure	
Balance January 1, 1967	\$34,649.00
Sale for cash	
Adjustments	
Balance December 31, 1967	\$34,649.00

CAPITAL DEBT, DECEMBER 31, 1967

Authorized—Issued and Unissued			
	Gross Debt	Net Debt	
School debt	\$2,800,000.00		
Self-liquidating debt	157,750.00		\$157,750.00
Other capital debt ...	6,748,893.00		6,748,893.00
	\$9,706,643.00		\$6,906,643.00
Per Cent	8.74		6.22
Per Capita	\$584.74		\$416.06

Issued and Outstanding

School debt	\$2,800,000.00
Self-liquidating debt	90,500.00
Other capital debt	6,644,250.00
	\$9,534,750.00

Equalized Valuation Basis \$111,006,206.00

CURRENT FINANCES DECEMBER 31, 1967

Cash	\$231,408.89
Taxes receivable	214,712.53
Tax title liens	3,313.85
Foreclosed property	34,649.00
Other receivables	12,515.04
Emergencies and deferred charges	437,089.91
State road aid receivable	33,616.12
	\$967,305.39
Cash liabilities	\$586,197.18
Reserves for receivables	265,190.47
Surplus revenue	115,917.74
	\$967,305.39

SADDLE RIVER BOROUGH—BERGEN COUNTY

Population U. S. Census, 1960—1,776
Estimated Population, 1967—2,150

Land Area 4.90 sq. mi.

Net Valuation Taxable \$40,907,637
Equalized Valuation \$42,853,482

EXPENDITURES FOR 1967

General Government	
Administrative and executive	\$50,272.50
Assessment and collection of taxes	9,750.00
Financial administration	3,800.00
Public Safety	
Fire protection	6,600.00
Police protection	70,263.56
Other protection	3,150.00
Civil defense and disaster control	300.00
Streets and Roads	
Repairs and maintenance	29,900.00
Street lighting	2,500.00
Sanitation	
Street cleaning
Garbage and trash removal
Sanitary sewers
Health and Welfare	
Health services	7,725.00
Welfare—public assistance	500.00
Hospitals
Recreation	
Benches and boardwalks
Parks and playgrounds	2,500.00
Other recreational services
Education (excl. school districts)	
Libraries
Other educational services	200.00
Statutory Expenditures	
.....	12,300.00
Unclassified Purposes	
.....
Total Municipal Functions	\$199,761.06

Per Capita—Municipal Functions	\$92.91
Capital Improvements	
.....	35,800.00
Debt Service	11,300.00
Principal payments ..	\$8,000.00
Interest payments ..	3,300.00
Per Capita—Debt Service	\$5.26
Deferred Charges	
.....	13,090.03
Total Municipal Expenditures	\$259,951.09

Required Payments for Local School, County, and Special District Taxes	
.....	591,437.95
TOTAL EXPENDITURES	\$851,389.04
Reserve for Uncollected Taxes...	\$78,778.47
GRAND TOTAL	\$930,167.51

REVENUES REALIZED IN 1967	
Surplus revenue appropriated	\$76,800.00
Miscellaneous revenues realized ..	71,057.94
State aid revenues realized	8,504.00
Delinquent tax and lien collections ..	30,750.43
Current tax collections	762,108.51
Emergency borrowings
TOTAL REVENUES	\$949,220.88

CAPITAL OUTLAY (BY ORDINANCE) 1967	
Benches and boardwalks
Buildings and equipment
Parks and playgrounds
Sanitary sewers
Streets and roads	\$14,244.57
Water supply
Other purposes
	\$14,244.57

TAXES

Local school taxes	\$447,203.38
County taxes	144,234.57
Special district taxes
.....	\$591,437.95
Local purpose taxes	192,739.50
Veteran and senior citizen tax ...	10,560.00
Total tax levy (for rate purposes)	\$794,737.45
Per Capita Total Tax Levy ...	
.....	\$369.65
General tax rate
Adjusted business personalty tax rate	2.38
Adjusted general tax rate	1.94
Current Taxes	
1967 taxes levied (total)	\$793,061.38
Collected in 1967	762,108.51
Per cent of levy collected	96.09
Transferred to liens	232.80
Adjustments	2,336.50
Balance December 31, 1967	\$28,383.57
All Prior Years Taxes Outstanding	
Balance January 1, 1967	\$31,492.40
Collected in 1967	30,750.43
Adjustments	388.37
Balance December 31, 1967	\$373.60
Tax Title Liens Outstanding	
Balance January 1, 1967	\$1,064.40
Redeemed by cash
Adjustments	1,064.40
Balance December 31, 1967
Property Acquired by Deed or Foreclosure	
Balance January 1, 1967
Sale for cash
Adjustments	+ \$12,000.00
Balance December 31, 1967	\$12,000.00

CAPITAL DEBT, DECEMBER 31, 1967

Authorized—Issued and Unissued

	Gross Debt	Net Debt
School debt	\$526,265.00
Self-liquidating debt
Other capital debt	63,812.00	\$52,448.00
	\$590,077.00	\$52,448.00
Per Cent	1.38	0.12
Per Capita	\$274.45	\$24.39

Issued and Outstanding

School debt	\$526,000.00
Self-liquidating debt
Other capital debt	24,200.00
	\$550,200.00

Equalized Valuation Basis \$42,537,484.00

CURRENT FINANCES DECEMBER 31, 1967

Cash	\$211,158.17
Taxes receivable	28,757.17
Tax title liens
Foreclosed property	12,000.00
Other receivables	1,437.11
Emergencies and deferred charges ..	8,504.00
State road aid receivable
	\$261,856.45
Cash liabilities	\$70,026.30
Reserves for receivables	40,757.17
Surplus revenue	151,072.98
	\$261,856.45

SALEM CITY—SALEM COUNTY

Population U. S. Census, 1960—8,941
Estimated Population, 1967—9,720

Land Area 2.85 sq. mi.

Net Valuation Taxable \$9,460,950
Equalized Valuation \$25,306,123

EXPENDITURES FOR 1967

General Government	
Administrative and executive	\$55,632.94
Assessment and collection of taxes	12,940.40
Financial administration	8,500.00
Public Safety	
Fire protection	15,350.00
Police protection	163,266.05
Other protection	2,350.01
Civil defense and disaster control	500.00
Streets and Roads	
Repairs and maintenance	54,124.24
Street lighting	25,000.00
Sanitation	
Street cleaning	8,784.40
Garbage and trash removal	11,600.00
Sanitary sewers
Health and Welfare	
Health services	53,458.00
Welfare—public assistance	9,600.00
Hospitals	2,000.00
Recreation	
Beaches and boardwalks
Parks and playgrounds	1,000.00
Other recreational services
Education (excl. school districts)	
Libraries	32,000.00
Other educational services
Statutory Expenditures	29,432.61
Unclassified Purposes	1,500.00
Total Municipal Functions	\$487,038.65
Per Capita—Municipal Functions	\$50.11
Capital Improvements	98,308.89
Debt Service	
Principal payments	\$28,000.00
Interest payments	13,568.00
Per Capita—Debt Service	\$4.28
Deferred Charges	40,831.14
Total Municipal Expenditures	\$667,746.68
Required Payments for Local School, County, and Special District Taxes	
	671,719.47
TOTAL EXPENDITURES	\$1,339,466.15
Reserve for Uncollected Taxes...	\$75,769.93
GRAND TOTAL	\$1,415,236.08

REVENUES REALIZED IN 1967

Surplus revenue appropriated	\$77,734.10
Miscellaneous revenues realized	209,245.26
State aid revenues realized	58,333.70
Delinquent tax and lien collections	57,833.04
Current tax collections	979,424.80
Emergency borrowings

TOTAL REVENUES \$1,382,570.90

CAPITAL OUTLAY (BY ORDINANCE) 1967

Beaches and boardwalks
Buildings and equipment	\$50,706.01
Parks and playgrounds	20,031.25
Sanitary sewers
Streets and roads	30,342.08
Water supply	21,762.87
Other purposes	69,070.00
	\$191,912.21

TAXES

Local school taxes	\$544,849.00
County taxes	168,438.47
Special district taxes
	\$713,287.47
Local purpose taxes	337,578.51
Veteran and senior citizen tax	34,630.00
Total tax levy (for rate purposes)	\$1,085,495.98
Per Capita Total Tax Levy	
General tax rate
Adjusted business personalty tax rate	17.63
Adjusted general tax rate	10.51
Current Taxes	
1967 taxes levied (total)	\$1,054,131.86
Collected in 1967	979,424.80
Per cent of levy collected	92.91
Transferred to liens	5,500.00
Adjustments	4,994.22
Balance December 31, 1967	\$64,212.84
All Prior Years Taxes Outstanding	
Balance January 1, 1967	\$78,024.89
Collected in 1967	55,043.82
Adjustments	—3,085.73
Balance December 31, 1967	\$19,885.34
Tax Title Liens Outstanding	
Balance January 1, 1967	\$19,211.79
Redeemed by cash	2,789.22
Adjustments	+8,831.40
Balance December 31, 1967	\$25,253.97
Property Acquired by Deed or Foreclosure	
Balance January 1, 1967	\$1,850.00
Sale for cash
Adjustments
Balance December 31, 1967	\$1,850.00

CAPITAL DEBT, DECEMBER 31, 1967

Authorized—Issued and Unissued

	Gross Debt	Net Debt
School debt	\$511,000.00	
Self-liquidating debt ..	1,981,024.00	\$172,990.00
Other capital debt	139,319.00	139,319.00
	\$2,631,343.00	\$312,309.00
Per Cent	11.57	1.37
Per Capita	\$270.71	\$32.13

Issued and Outstanding

School debt	\$511,000.00
Self-liquidating debt	1,965,000.00
Other capital debt
	\$2,476,000.00

Equalized Valuation Basis \$22,726,904.00

CURRENT FINANCES DECEMBER 31, 1967

Cash	\$383,373.98
Taxes receivable	84,098.18
Tax title liens	25,253.97
Foreclosed property	1,850.00
Other receivables	96,656.72
Emergencies and deferred charges ..	446.36
State road aid receivable	24,578.00
	\$616,257.21
Cash liabilities	\$176,615.30
Reserves for receivables	207,858.87
Surplus revenue	231,783.04
	\$616,257.21

SANDYSTON TOWNSHIP—SUSSEX COUNTY

Population U. S. Census, 1960—1,019
Estimated Population, 1967—1,110

Land Area 42.10 sq. mi.

Net Valuation Taxable \$8,990,520
Equalized Valuation \$13,063,098

EXPENDITURES FOR 1967

General Government

Administrative and executive	..	\$11,150.00
Assessment and collection of taxes	..	7,450.00
Financial administration	..	2,500.00

Public Safety

Fire protection	..	4,000.00
Police protection	..	3,000.00
Other protection	..	1,400.00
Civil defense and disaster control	..	50.00

Streets and Roads

Repairs and maintenance	..	28,853.33
Street lighting

Sanitation

Street cleaning
Garbage and trash removal
Sanitary sewers

Health and Welfare

Health services	..	275.00
Welfare—public assistance	..	225.00
Hospitals	..	500.00

Recreation

Benches and boardwalks
Parks and playgrounds
Other recreational services

Education (excl. school districts)

Libraries
Other educational services

Statutory Expenditures

	..	1,500.00
--	----	----------

Unclassified Purposes

--	----	----

Total Municipal Functions	\$60,903.33
---------------------------	-------------

Per Capita—Municipal Functions

	\$54.24
--	---------

Capital Improvements

	19,640.00
--	-----------

Debt Service

Principal payments
Interest payments

Per Capita—Debt Service

	8,264.13
--	----------

Deferred Charges

	\$88,107.46
--	-------------

Required Payments for Local School, County, and Special District Taxes

	185,894.35
--	------------

TOTAL EXPENDITURES	\$274,001.81
---------------------------	---------------------

Reserve for Uncollected Taxes...

	\$41,106.49
--	-------------

GRAND TOTAL	\$315,108.30
--------------------	---------------------

REVENUES REALIZED IN 1967

Surplus revenue appropriated	..	\$34,000.00
Miscellaneous revenues realized	..	27,837.01
State aid revenues realized	..	17,904.00
Delinquent tax and lien collections	..	29,773.21
Current tax collections	..	174,119.47
Emergency borrowings

TOTAL REVENUES	\$283,633.69
-----------------------	---------------------

CAPITAL OUTLAY (BY ORDINANCE) 1967

Beaches and boardwalks
Buildings and equipment
Parks and playgrounds
Sanitary sewers
Streets and roads
Water supply
Other purposes

TAXES

Local school taxes	..	\$103,515.75
County taxes	..	82,378.60
Special district taxes

	\$185,894.35
--	--------------

Local purpose taxes	..	26,349.95
Veteran and senior citizen tax	..	11,460.00

Total tax levy (for rate purposes)	\$223,704.30
---	---------------------

Per Capita Total Tax Levy	\$201.54
----------------------------------	-----------------

General tax rate
Adjusted business personalty tax rate	..	5.160
Adjusted general tax rate	..	2.424

Current Taxes

1967 taxes levied (total)	..	\$214,423.95
Collected in 1967	..	174,119.47
Per cent of levy collected	..	81.20
Transferred to liens	..	1,063.51
Adjustments	..	416.95
Balance December 31, 1967	..	\$38,824.02

All Prior Years Taxes Outstanding

Balance January 1, 1967	..	\$30,722.67
Collected in 1967	..	29,149.28
Adjustments	..	—321.45
Balance December 31, 1967	..	\$1,251.94

Tax Title Liens Outstanding

Balance January 1, 1967	..	\$2,552.17
Redeemed by cash	..	623.93
Adjustments	..	+1,029.79
Balance December 31, 1967	..	\$3,558.03

Property Acquired by Deed or Foreclosure

Balance January 1, 1967
Sale for cash
Adjustments
Balance December 31, 1967

CAPITAL DEBT, DECEMBER 31, 1967

Authorized—Issued and Unissued

	Gross Debt	Net Debt
School debt	\$30,577.00	..
Self-liquidating debt
Other capital debt
	\$30,577.00	..
Per Cent	0.23	..
Per Capita	\$27.55	..

Issued and Outstanding

School debt	..	\$30,577.00
Self-liquidating debt
Other capital debt
	..	\$30,577.00

Equalized Valuation Basis \$12,817,906.00

CURRENT FINANCES DECEMBER 31, 1967

Cash	..	\$67,586.01
Taxes receivable	..	40,075.96
Tax title liens	..	3,558.03
Foreclosed property
Other receivables
Emergencies and deferred charges	..	12,276.00
State road aid receivable
	..	\$123,496.00

Cash liabilities	..	\$27,012.83
Reserves for receivables	..	43,633.99
Surplus revenue	..	52,849.18
	..	\$123,496.00

SAYREVILLE BOROUGH—MIDDLESEX COUNTY

Population U. S. Census, 1960—22,553
Estimated Population, 1967—30,040

Land Area 16.30 sq. mi.

Net Valuation Taxable \$118,660,505
Equalized Valuation \$282,646,753

EXPENDITURES FOR 1967

General Government

Administrative and executive . . . \$407,461.00
Assessment and collection of taxes . . . 68,160.00
Financial administration . . . 16,450.00

Public Safety

Fire protection . . . 58,075.00
Police protection . . . 393,892.00
Other protection . . . 47,950.00
Civil defense and disaster control . . . 3,850.00

Streets and Roads

Repairs and maintenance . . . 250,864.96
Street lighting . . . 77,000.00

Sanitation

Street cleaning . . . 153,180.00
Garbage and trash removal . . . 216,642.67
Sanitary sewers . . . 153,180.00

Health and Welfare

Health services . . . 21,443.00
Welfare—public assistance . . . 4,225.00
Hospitals . . . 5,000.00

Recreation

Beaches and boardwalks . . . 101,874.00
Parks and playgrounds . . . 4,500.00
Other recreational services . . . 4,500.00

Education (excl. school districts)

Libraries . . . 39,000.00
Other educational services . . . 3,275.00

Statutory Expenditures . . . 109,000.00

Unclassified Purposes . . . 4,250.00

Total Municipal Functions \$1,986,092.63

Per Capita—Municipal Functions \$66.11

Capital Improvements . . . 206,055.04

Debt Service . . . 161,826.55

Principal payments . . . \$112,000.00
Interest payments . . . 49,826.55

Per Capita—Debt Service \$5.39

Deferred Charges . . . 120.78

Total Municipal Expenditures \$2,354,095.00

Required Payments for Local

School, County, and Special
District Taxes . . . 5,341,495.08

TOTAL EXPENDITURES \$7,965,590.08

Reserve for Uncollected Taxes . . . \$409,868.00

GRAND TOTAL \$8,105,458.08

REVENUES REALIZED IN 1967

Surplus revenue appropriated . . . \$704,000.00
Miscellaneous revenues realized . . . 1,913,303.13
State aid revenues realized . . . 62,913.79
Delinquent tax and lien collections . . . 150,893.21
Current tax collections . . . 5,552,660.63
Emergency borrowings . . . 150,893.21

TOTAL REVENUES \$8,383,770.76

CAPITAL OUTLAY (BY ORDINANCE) 1967

Beaches and boardwalks . . . \$82,051.62
Buildings and equipment . . . 65,222.89
Parks and playgrounds . . . 6,142.60
Sanitary sewers . . . 121,829.44
Streets and roads . . . 611,234.42
Water supply . . . 121,829.44
Other purposes . . . 121,829.44

\$886,480.97

TAXES

Local school taxes . . . \$3,921,637.00
County taxes . . . 1,419,858.08
Special district taxes . . . 210,000.00

Local purpose taxes . . . \$5,341,495.08
Veteran and senior citizen tax . . . 175,660.00

Total tax levy (for rate purposes) \$5,727,155.08

Per Capita Total Tax Levy . . . \$190.65

General tax rate . . .
Adjusted business personality tax
rate . . . 10.65
Adjusted general tax rate . . . 4.19

Current Taxes

1967 taxes levied (total) . . . \$5,645,259.68
Collected in 1967 . . . 5,552,660.63
Per cent of levy col-
lected . . . 98.35
Transferred to liens . . . 3,289.25
Adjustments . . . 4,529.21
Balance December 31, 1967 . . . \$84,780.59

All Prior Years Taxes Outstanding

Balance January 1, 1967 . . . \$154,764.01
Collected in 1967 . . . 149,729.60
Adjustments . . . +100.53
Balance December 31, 1967 . . . \$5,134.94

Tax Title Liens Outstanding

Balance January 1, 1967 . . . \$25,311.52
Redeemed by cash . . . 1,163.61
Adjustments . . . +4,267.57
Balance December 31, 1967 . . . \$28,415.48

Property Acquired by Deed or

Foreclosure
Balance January 1, 1967 . . . \$61,158.00
Sale for cash . . .
Adjustments . . .
Balance December 31, 1967 . . . \$61,158.00

CAPITAL DEBT, DECEMBER 31, 1967

Authorized—Issued and Unissued

	Gross Debt	Net Debt
School debt	\$9,484,000.00	
Self-liquidating debt . . .	3,528,000.00	
Other capital debt	1,910,633.00	\$1,883,990.00
	\$14,922,633.00	\$1,883,990.00

Per Cent 6.95
Per Capita \$496.76 \$62.72

Issued and Outstanding

School debt \$7,734,000.00
Self-liquidating debt 3,527,000.00
Other capital debt 1,645,000.00
\$12,906,000.00

Equalized Valuation Basis \$214,677,596.00

CURRENT FINANCES DECEMBER 31, 1967

Cash \$2,800,180.45
Taxes receivable 89,915.53
Tax title liens 28,415.48
Foreclosed property 61,158.00
Other receivables
Emergencies and deferred charges . . . 104,527.00
State road aid receivable
\$3,084,196.46
Cash liabilities \$1,740,322.86
Reserves for receivables 179,489.01
Surplus revenue 1,164,384.59
\$3,084,196.46

SCOTCH PLAINS TOWNSHIP—UNION COUNTY

Population U. S. Census, 1960—18,491
Estimated Population, 1967—23,710

Land Area 9.41 sq. mi.

Net Valuation Taxable \$73,901,574
Equalized Valuation \$166,156,435

EXPENDITURES FOR 1967

General Government	
Administrative and executive	\$192,830.00
Assessment and collection of taxes	47,785.00
Financial administration	15,250.00
Public Safety	
Fire protection	89,647.45
Police protection	332,789.00
Civil protection	16,797.00
Other defense and disaster control	2,900.00
Streets and Roads	
Repairs and maintenance	293,004.00
Street lighting	38,360.00
Sanitation	
Street cleaning
Garbage and trash removal
Sanitary sewers	84,410.00
Health and Welfare	
Health services	23,315.00
Welfare—public assistance	8,000.00
Hospitals	10,000.00
Recreation	
Beaches and boardwalks
Parks and playgrounds	82,538.00
Other recreational services	34,515.00
Education (excl. school districts)	
Libraries	57,075.00
Other educational services
Statutory Expenditures	
.....	80,102.55
Unclassified Purposes	
.....	100.00
Total Municipal Functions	\$1,409,418.00
Per Capita—Municipal Functions	
.....	\$59.44
Capital Improvements	
.....	483,400.00
Debt Service	
.....	74,209.00
Principal payments ..	\$38,000.00
Interest payments ..	36,209.00
Per Capita—Debt Service	
.....	\$3.13
Deferred Charges	
.....
Total Municipal Expenditures	\$1,967,027.00
Required Payments for Local School, County, and Special District Taxes	
.....	3,958,868.92
TOTAL EXPENDITURES	\$5,925,895.92
Reserve for Uncollected Taxes...	
.....	\$339,719.10
GRAND TOTAL	\$6,265,615.02

REVENUES REALIZED IN 1967

Surplus revenue appropriated	\$550,000.00
Miscellaneous revenues realized	937,191.93
State aid revenues realized	12,877.00
Delinquent tax and lien collections	139,595.18
Current tax collections	4,740,845.07
Emergency borrowings
TOTAL REVENUES	\$6,380,509.18

CAPITAL OUTLAY (BY ORDINANCE) 1967

Beaches and boardwalks
Buildings and equipment	\$410,111.40
Parks and playgrounds	44,001.15
Sanitary sewers	171,443.78
Streets and roads	77,004.24
Water supply
Other purposes	36,077.49
TOTAL	\$738,038.06

TAXES

Local school taxes	\$3,373,817.47
County taxes	585,051.45
Special district taxes
.....	\$3,958,868.92
Local purpose taxes	924,219.10
Veteran and senior citizen tax ...	126,220.00
Total tax levy (for rate purposes)	\$5,009,308.02
Per Capita Total Tax Levy ...	
.....	\$211.27
General tax rate
Adjusted business personality tax rate	9.51
Adjusted general tax rate	6.74
Current Taxes	
1967 taxes levied (total)	\$4,932,348.84
Collected in 1967	4,740,845.07
Per cent of levy collected	96.11
Transferred to liens
Adjustments
Balance December 31, 1967	\$191,503.77
All Prior Years Taxes Outstanding	
Balance January 1, 1967	\$177,693.58
Collected in 1967	136,807.39
Adjustments
Balance December 31, 1967	\$40,886.19
Tax Title Liens Outstanding	
Balance January 1, 1967	\$11,127.02
Redeemed by cash	2,787.79
Adjustments
Balance December 31, 1967	\$8,339.23
Property Acquired by Deed or Foreclosure	
Balance January 1, 1967	\$103,735.00
Sale for cash	69,194.80
Adjustments
Balance December 31, 1967	\$34,540.20

CAPITAL DEBT, DECEMBER 31, 1967

Authorized—Issued and Unissued

	Gross Debt	Net Debt
School debt	\$7,998,571.00
Self-liquidating debt
Other capital debt	1,184,000.00	\$874,131.00
.....	\$9,182,571.00	\$874,131.00
Per Cent	5.78	0.55
Per Capita	\$387.29	\$36.87

Issued and Outstanding

School debt	\$7,998,203.00
Self-liquidating debt
Other capital debt	1,074,000.00
TOTAL	\$9,072,203.00

Equalized Valuation Basis \$158,616,775.00

CURRENT FINANCES DECEMBER 31, 1967

Cash	\$1,048,406.19
Taxes receivable	232,389.96
Tax title liens	8,339.23
Foreclosed property	34,540.20
Other receivables	1,559.00
Emergencies and deferred charges
State road aid receivable
TOTAL	\$1,325,234.58
Cash liabilities	\$148,919.79
Reserves for receivables	276,828.39
Surplus revenue	889,486.40
TOTAL	\$1,325,234.58

SEA BRIGHT BOROUGH—MONMOUTH COUNTY

Population U. S. Census, 1960—1,138
Estimated Population, 1967—1,270

Land Area 0.60 sq. mi.

Net Valuation Taxable \$11,659,464
Equalized Valuation \$12,429,213

EXPENDITURES FOR 1967

General Government	
Administrative and executive	\$40,225.43
Assessment and collection of taxes ..	6,600.00
Financial administration	4,250.00
Public Safety	
Fire protection	11,350.00
Police protection	68,617.87
Other protection
Civil defense and disaster control ..	200.00
Streets and Roads	
Repairs and maintenance	16,374.24
Street lighting	8,200.00
Sanitation	
Street cleaning
Garbage and trash removal	15,450.00
Sanitary sewers	13,042.89
Health and Welfare	
Health services	4,950.00
Welfare—public assistance	1,350.00
Hospitals	300.00
Recreation	
Beaches and boardwalks	31,089.57
Parks and playgrounds	1,300.00
Other recreational services
Education (excl. school districts)	
Libraries
Other educational services
Statutory Expenditures	
.....	8,806.00
Unclassified Purposes	
.....	1,000.00
Total Municipal Functions	\$233,106.00
Per Capita—Municipal Functions	
.....	\$183.55
Capital Improvements	
.....	7,405.00
Debt Service	
Principal payments .. \$22,000.00	28,650.00
Interest payments .. 6,650.00
Per Capita—Debt Service	
.....	\$22.56
Deferred Charges	
.....	10,050.00
Total Municipal Expenditures	\$279,211.00
Required Payments for Local School, County, and Special District Taxes	
.....	214,646.96
TOTAL EXPENDITURES	\$493,857.96
Reserve for Uncollected Taxes...	
.....	\$47,859.92
GRAND TOTAL	\$541,717.88

REVENUES REALIZED IN 1967

Surplus revenue appropriated	\$48,000.00
Miscellaneous revenues realized ..	100,226.70
State aid revenues realized	2,774.00
Delinquent tax and lien collections ..	45,886.86
Current tax collections	314,629.86
Emergency borrowings
TOTAL REVENUES	\$511,517.42
CAPITAL OUTLAY (BY ORDINANCE) 1967	
Beaches and boardwalks
Buildings and equipment	\$27,000.00
Parks and playgrounds
Sanitary sewers
Streets and roads
Water supply	26,000.00
Other purposes
	\$53,000.00

TAXES

Local school taxes	\$143,230.38
County taxes	71,416.58
Special district taxes
	\$214,646.96
Local purpose taxes	141,796.92
Veteran and senior citizen tax ...	6,920.00
Total tax levy (for rate purposes)	\$363,363.88
Per Capita Total Tax Levy ...	
.....	\$286.11
General tax rate	
Adjusted business personalty tax rate ..	3.673
Adjusted general tax rate	3.085
Current Taxes	
1967 taxes levied (total)	\$357,890.27
Collected in 1967	314,629.86
Per cent of levy collected	87.91
Transferred to liens
Adjustments
Balance December 31, 1967	\$43,260.41
All Prior Years Taxes Outstanding	
Balance January 1, 1967	\$42,917.17
Collected in 1967	41,906.52
Adjustments
Balance December 31, 1967	\$1,010.65
Tax Title Liens Outstanding	
Balance January 1, 1967	\$5,832.57
Redeemed by cash	3,980.34
Adjustments
Balance December 31, 1967	\$1,852.23
Property Acquired by Deed or Foreclosure	
Balance January 1, 1967
Sale for cash
Adjustments
Balance December 31, 1967

CAPITAL DEBT, DECEMBER 31, 1967

Authorized—Issued and Unissued			
	Gross Debt	Net Debt	
School debt	\$231,655.00
Self-liquidating debt
Other capital debt	197,850.00	\$197,850.00
	\$429,505.00	\$197,850.00
Per Cent	3.26	1.50
Per Capita	\$338.19	\$155.79
Issued and Outstanding			
School debt	\$231,655.00
Self-liquidating debt
Other capital debt
	\$387,155.00
Equalized Valuation Basis \$13,173,364.00			
CURRENT FINANCES DECEMBER 31, 1967			
Cash	\$121,634.60
Taxes receivable	42,450.46
Tax title liens	3,672.83
Foreclosed property
Other receivables	5,640.00
Emergencies and deferred charges
State road aid receivable	4,774.00
	\$178,171.89
Cash liabilities	\$67,093.70
Reserves for receivables	51,763.29
Surplus revenue	59,314.90
	\$178,171.89

SEA GIRT BOROUGH—MONMOUTH COUNTY

Population U. S. Census, 1960—1,798
Estimated Population, 1967—1,950

Land Area 1.29 sq. mi.

Net Valuation Taxable \$31,504,391
Equalized Valuation \$38,873,559

EXPENDITURES FOR 1967

General Government	
Administrative and executive	\$60,261.00
Assessment and collection of taxes	8,437.00
Financial administration	2,000.00
Public Safety	
Fire protection	11,060.00
Police protection	78,420.00
Other protection	3,050.00
Civil defense and disaster control	1,000.00
Streets and Roads	
Repairs and maintenance	39,750.00
Street lighting	8,000.00
Sanitation	
Street cleaning	8,275.00
Garbage and trash removal	24,405.00
Sanitary sewers	7,680.00
Health and Welfare	
Health services	916.00
Welfare—public assistance	500.00
Hospitals	300.00
Recreation	
Beaches and boardwalks	34,760.00
Parks and playgrounds	8,275.00
Other recreational services	1,850.00
Education (excl. school districts)	
Libraries	1,000.00
Other educational services	2,500.00
Statutory Expenditures	17,800.00
Unclassified Purposes
Total Municipal Functions	\$311,964.00
Per Capita—Municipal Functions	\$159.98
Capital Improvements	24,600.00
Debt Service	35,611.50
Principal payments	\$31,000.00
Interest payments	4,611.50
Per Capita—Debt Service	\$18.26
Deferred Charges	10,501.00
Total Municipal Expenditures	\$382,676.50
Required Payments for Local School, County, and Special District Taxes	
	405,870.05
TOTAL EXPENDITURES	\$788,546.55
Reserve for Uncollected Taxes..	\$51,740.50
GRAND TOTAL	\$840,287.05

REVENUES REALIZED IN 1967

Surplus revenue appropriated	\$93,000.00
Miscellaneous revenues realized	94,138.14
State aid revenues realized	9,817.00
Delinquent tax and lien collections	17,128.12
Current tax collections	616,587.73
Emergency borrowings
TOTAL REVENUES	\$830,670.99

CAPITAL OUTLAY (BY ORDINANCE) 1967

Beaches and boardwalks
Buildings and equipment	\$16,189.38
Parks and playgrounds
Sanitary sewers
Streets and roads	36,946.72
Water supply	85,798.58
Other purposes	2,480.40
	\$141,415.08

TAXES

Local school taxes	\$182,588.60
County taxes	223,281.45
Special district taxes
	\$405,870.05
Local purpose taxes	242,700.00
Veteran and senior citizen tax	15,107.00
Total tax levy (for rate purposes)	\$668,677.05
Per Capita Total Tax Levy ...	\$340.35
General tax rate
Adjusted business personalty tax rate	4.407
Adjusted general tax rate	2.081
Current Taxes	
1967 taxes levied (total)	\$651,576.00
Collected in 1967	616,587.73
Per cent of levy collected	94.63
Transferred to liens	4,004.79
Adjustments	388.89
Balance December 31, 1967	\$30,594.59
All Prior Years Taxes Outstanding	
Balance January 1, 1967	\$21,073.34
Collected in 1967	17,128.12
Adjustments	-3,529.22
Balance December 31, 1967	\$416.00
Tax Title Liens Outstanding	
Balance January 1, 1967
Redeemed by cash
Adjustments	+ \$7,846.60
Balance December 31, 1967	\$7,846.60
Property Acquired by Deed or Foreclosure	
Balance January 1, 1967	\$6,600.00
Sale for cash
Adjustments
Balance December 31, 1967	\$6,600.00

CAPITAL DEBT, DECEMBER 31, 1967

Authorized—Issued and Unissued

	Gross Debt	Net Debt
School debt
Self-liquidating debt	\$180,000.00
Other capital debt	173,417.00	\$173,417.00
	\$353,417.00	\$173,417.00
Per Cent	0.90	0.44
Per Capita	\$181.24	\$88.93

Issued and Outstanding

School debt
Self-liquidating debt	\$145,000.00
Other capital debt	115,000.00
	\$260,000.00

Equalized Valuation Basis \$39,054,839.00

CURRENT FINANCES DECEMBER 31, 1967

Cash	\$146,894.52
Taxes receivable	31,010.59
Tax title liens	7,846.60
Foreclosed property	6,600.00
Other receivables
Emergencies and deferred charges	10,000.00
State road aid receivable	6,417.00
	\$208,768.71
Cash liabilities	\$71,300.44
Reserves for receivables	45,457.19
Surplus revenue	92,011.08
	\$208,768.71

SEA ISLE CITY—CITY-CAPE MAY COUNTY

Population U. S. Census, 1960—1,393
Estimated Population, 1967—1,540

Land Area 3.00 sq. ml.

Net Valuation Taxable \$26,079,386
Equalized Valuation \$25,876,689

EXPENDITURES FOR 1967

General Government

Administrative and executive	\$58,236.29
Assessment and collection of taxes	18,261.18
Financial administration	17,496.84

Public Safety

Fire protection	10,641.47
Police protection	79,582.85
Other protection	2,565.52
Civil defense and disaster control	1,038.07

Streets and Roads

Repairs and maintenance	57,434.84
Street lighting	23,000.35

Sanitation

Street cleaning	5,009.30
Garbage and trash removal	28,570.25
Sanitary sewers

Health and Welfare

Health services	4,910.36
Welfare—public assistance	305.64
Hospitals	1,000.00

Recreation

Beaches and boardwalks	60,255.00
Parks and playgrounds	7,304.40
Other recreational services

Education (excl. school districts)

Libraries	859.52
Other educational services

Statutory Expenditures

Unclassified Purposes

Total Municipal Functions \$391,915.60

Per Capita—Municipal Functions \$254.49

Capital Improvements

Debt Service

Principal payments ..	\$20,000.00
Interest payments ..	17,822.00

Per Capita—Debt Service \$24.56

Deferred Charges

Total Municipal Expenditures \$523,998.48

Required Payments for Local

School, County, and Special District Taxes	262,713.16
--	------------

TOTAL EXPENDITURES \$786,711.64

Reserve for Uncollected Taxes... \$60,655.54

GRAND TOTAL \$847,367.18

REVENUES REALIZED IN 1967

Surplus revenue appropriated	\$100,000.00
Miscellaneous revenues realized ..	122,945.13
State aid revenues realized	24,531.00
Delinquent tax and lien collections ..	32,298.90
Current tax collections	579,799.27
Emergency borrowings

TOTAL REVENUES \$859,574.30

CAPITAL OUTLAY (BY ORDINANCE) 1967

Beaches and boardwalks	\$225,032.72
Buildings and equipment	1,750.00
Parks and playgrounds
Sanitary sewers
Streets and roads
Water supply	102,645.92
Other purposes	349,095.98
	\$678,524.62

TAXES

Local school taxes	\$142,046.91
County taxes	120,666.25
Special district taxes
	\$262,713.16
Local purpose taxes	342,008.54
Veteran and senior citizen tax ...	15,260.00
Total tax levy (for rate purposes)	\$619,981.70

Per Capita Total Tax Levy ... \$402.59

General tax rate
Adjusted business personality tax rate	3.05
Adjusted general tax rate	2.37

Current Taxes

1967 taxes levied (total)	\$615,558.42
Collected in 1967	579,799.27
Per cent of levy collected	94.19
Transferred to liens	128.04
Adjustments	552.44
Balance December 31, 1967	\$35,078.67

All Prior Years Taxes Outstanding

Balance January 1, 1967	\$30,388.45
Collected in 1967	29,646.46
Adjustments	-595.84
Balance December 31, 1967	\$146.15

Tax Title Liens Outstanding

Balance January 1, 1967	\$3,987.99
Redeemed by cash	2,652.44
Adjustments	+320.43
Balance December 31, 1967	\$1,655.98

Property Acquired by Deed or Foreclosure

Balance January 1, 1967	\$135,761.25
Sale for cash	898.50
Adjustments	-30,225.50
Balance December 31, 1967	\$104,637.25

CAPITAL DEBT, DECEMBER 31, 1967

Authorized—Issued and Unissued

	Gross Debt	Net Debt
School debt
Self-liquidating debt ..	\$205,000.00
Other capital debt	1,341,624.00	\$1,341,624.00
	\$1,546,624.00	\$1,341,624.00
Per Cent	6.23	5.40
Per Capita	\$1,004.30	\$871.18

Issued and Outstanding

School debt
Self-liquidating debt	\$5,000.00
Other capital debt	952,209.00
	\$957,209.00

Equalized Valuation Basis \$24,818,551.00

CURRENT FINANCES DECEMBER 31, 1967

Cash	\$284,896.85
Taxes receivable	35,224.82
Tax title liens	1,655.98
Foreclosed property	104,637.25
Other receivables	700.00
Emergencies and deferred charges ..	32,422.89
State road aid receivable	15,782.98
	\$475,320.77
Cash liabilities	\$177,039.79
Reserves for receivables	142,218.05
Surplus revenue	156,062.93
	\$475,320.77

SEASIDE HEIGHTS BOROUGH—OCEAN COUNTY

Population U. S. Census, 1960—954
Estimated Population, 1967—990

Land Area 0.25 sq. mi.

Net Valuation Taxable \$22,920,092
Equalized Valuation \$25,987,720

EXPENDITURES FOR 1967

General Government	
Administrative and executive	\$140,901.30
Assessment and collection of taxes	11,239.22
Financial administration	3,500.00
Public Safety	
Fire protection	10,488.63
Police protection	172,662.65
Civil protection	1,175.00
Other defense and disaster control
Streets and Roads	
Repairs and maintenance	12,766.32
Street lighting	3,000.00
Sanitation	
Street cleaning
Garbage and trash removal	35,066.22
Sanitary sewers	22,739.88
Health and Welfare	
Health services	3,483.98
Welfare—public assistance	1,000.00
Hospitals	2,000.00
Recreation	
Beaches and boardwalks	110,578.16
Parks and playgrounds
Other recreational services	830.23
Education (excl. school districts)	
Libraries
Other educational services
Statutory Expenditures	32,476.80
Unclassified Purposes	500.00
Total Municipal Functions	\$564,408.33
Per Capita—Municipal Functions	\$570.11
Capital Improvements	8,790.00
Debt Service	55,917.00
Principal payments	\$37,000.00
Interest payments	18,917.00
Per Capita—Debt Service	\$56.48
Deferred Charges	42,200.00
Total Municipal Expenditures	\$671,315.33
Required Payments for Local School, County, and Special District Taxes	
	321,290.54
TOTAL EXPENDITURES	\$992,605.93
Reserve for Uncollected Taxes...	\$36,513.88
GRAND TOTAL	\$1,029,119.81

REVENUES REALIZED IN 1967

Surplus revenue appropriated	\$29,000.00
Miscellaneous revenues realized	525,338.17
State aid and revenues realized	7,336.34
Delinquent tax and lien collections	36,265.58
Current tax collections	381,325.90
Emergency borrowings
TOTAL REVENUES	\$979,265.99

CAPITAL OUTLAY (BY ORDINANCE) 1967

Beaches and boardwalks	\$37,028.64
Buildings and equipment
Parks and playgrounds
Sanitary sewers
Streets and roads
Water supply
Other purposes	50,517.00
	\$87,545.64

TAXES

Local school taxes	\$183,885.37
County taxes	137,405.17
Special district taxes
	\$321,290.54
Local purpose taxes	85,700.00
Veteran and senior citizen tax	13,640.00
Total tax levy (for rate purposes)	\$420,630.54
Per Capita Total Tax Levy	\$424.88
General tax rate	1.83
Adjusted business personality tax rate
Adjusted general tax rate
Current Taxes	
1967 taxes levied (total)	\$411,129.00
Collected in 1967	381,325.90
Per cent of levy collected	92.75
Transferred to liens
Adjustments	256.48
Balance December 31, 1967	\$29,546.62
All Prior Years Taxes Outstanding	
Balance January 1, 1967	\$48,208.41
Collected in 1967	36,265.58
Adjustments	+3,709.38
Balance December 31, 1967	\$15,652.21
Tax Title Liens Outstanding	
Balance January 1, 1967
Redeemed by cash
Adjustments
Balance December 31, 1967
Property Acquired by Deed or Foreclosure	
Balance January 1, 1967	\$600.00
Sale for cash
Adjustments
Balance December 31, 1967	\$600.00

CAPITAL DEBT, DECEMBER 31, 1967

Authorized—Issued and Unissued

	Gross Debt	Net Debt
School debt	\$642,642.00
Self-liquidating debt	94,000.00
Other capital debt	477,000.00	\$477,000.00
	\$1,213,642.00	\$477,000.00
Per Cent	4.93	1.93
Per Capita	\$1,225.90	\$481.82

Issued and Outstanding

School debt	\$642,642.00
Self-liquidating debt	94,000.00
Other capital debt	477,000.00
	\$1,213,642.00

Equalized Valuation Basis \$24,614,173.00

CURRENT FINANCES DECEMBER 31, 1967

Cash	\$37,148.78
Taxes receivable	45,198.83
Tax title liens
Foreclosed property	600.00
Other receivables	19,792.57
Emergencies and deferred charges	63,319.77
State road aid receivable	18,680.00
	\$184,739.95
Cash liabilities	\$102,100.42
Reserves for receivables	65,591.40
Surplus revenue	17,048.13
	\$184,739.95

SEASIDE PARK BOROUGH—OCEAN COUNTY

Population U. S. Census, 1960—1,054
Estimated Population, 1967—1,080

Land Area 0.60 sq. mi.

Net Valuation Taxable \$25,545,643
Equalized Valuation \$27,493,634

EXPENDITURES FOR 1967

General Government	
Administrative and executive	\$105,425.00
Assessment and collection of taxes	10,150.00
Financial administration	5,600.00
Public Safety	
Fire protection	11,040.00
Police protection	120,635.00
Other protection	1,815.00
Civil defense and disaster control	410.00
Streets and Roads	
Repairs and maintenance	35,378.00
Street lighting	14,000.00
Sanitation	
Street cleaning
Garbage and trash removal	33,020.00
Sanitary sewers
Health and Welfare	
Health services	1,500.00
Welfare—public assistance	600.00
Hospitals	600.00
Recreation	
Beaches and boardwalks	78,565.00
Parks and playgrounds
Other recreational services	19,360.00
Education (excl. school districts)	
Libraries
Other educational services
Statutory Expenditures	34,717.00
Unclassified Purposes	500.00
Total Municipal Functions	<u>\$473,315.00</u>
Per Capita—Municipal Functions	<u>\$438.25</u>
Capital Improvements	42,836.25
Debt Service	19,336.50
Principal payments .. \$10,000.00	
Interest payments ..	9,336.50
Per Capita—Debt Service	<u>\$17.90</u>
Deferred Charges	29,999.46
Total Municipal Expenditures	<u>\$565,487.21</u>
Required Payments for Local School, County, and Special District Taxes	331,738.36
TOTAL EXPENDITURES	<u><u>\$897,225.57</u></u>
Reserve for Uncollected Taxes...	\$33,252.79
GRAND TOTAL	<u><u>\$930,278.36</u></u>

REVENUES REALIZED IN 1967

Surplus revenue appropriated	\$70,000.00
Miscellaneous revenues realized ..	269,972.97
State aid revenues realized	6,290.00
Delinquent tax and lien collections ..	26,810.81
Current tax collections	532,649.47
Emergency borrowings

TOTAL REVENUES

\$905,723.25

CAPITAL OUTLAY (BY ORDINANCE) 1967

Beaches and boardwalks	\$2,705.02
Buildings and equipment	54,350.06
Parks and playgrounds
Sanitary sewers	1,803.65
Streets and roads	32,937.50
Water supply
Other purposes
	<u>\$91,796.23</u>

TAXES

Local school taxes	\$186,308.69
County taxes	145,429.67
Special district taxes
	<u>\$331,738.36</u>
Local purpose taxes	223,100.00
Veteran and senior citizen tax ...	16,540.00
Total tax levy (for rate purposes)	<u><u>\$571,378.36</u></u>
Per Capita Total Tax Levy ...	
	<u>\$529.05</u>
General tax rate	2.24
Adjusted business personalty tax rate
Adjusted general tax rate
Current Taxes	
1967 taxes levied (total)	\$558,839.96
Collected in 1967	532,649.47
Per cent of levy col-lected	95.31
Transferred to liens
Adjustments
Balance December 31, 1967	<u>\$26,190.49</u>
All Prior Years Taxes Outstanding	
Balance January 1, 1967	\$30,172.33
Collected in 1967	26,810.81
Adjustments	+80.00
Balance December 31, 1967	<u>\$3,441.52</u>

Tax Title Liens Outstanding

Balance January 1, 1967
Redeemed by cash
Adjustments
Balance December 31, 1967	<u>.....</u>

Property Acquired by Deed or Foreclosure

Balance January 1, 1967
Sale for cash
Adjustments
Balance December 31, 1967	<u>.....</u>

CAPITAL DEBT, DECEMBER 31, 1967

Authorized—Issued and Unissued

	Gross Debt	Net Debt
School debt	\$308,807.00
Self-liquidating debt ..	185,250.00	\$80,563.00
Other capital debt	450,500.00	389,500.00
	<u>\$944,557.00</u>	<u>\$470,063.00</u>

Per Cent	3.63	1.80
Per Capita	<u>\$874.59</u>	<u>\$435.24</u>

Issued and Outstanding

School debt	\$308,807.00
Self-liquidating debt	181,000.00
Other capital debt	258,000.00
	<u>\$747,807.00</u>

Equalized Valuation Basis \$25,973,791.00

CURRENT FINANCES DECEMBER 31, 1967

Cash	\$174,064.90
Taxes receivable	29,632.01
Tax title liens
Foreclosed property
Other receivables	47,041.25
Emergencies and deferred charges ..	6,000.00
State road aid receivable	3,976.00
	<u>\$260,714.16</u>
Cash liabilities	\$122,467.39
Reserves for receivables	76,673.26
Surplus revenue	61,573.51
	<u>\$260,714.16</u>

SECAUCUS TOWN—HUDSON COUNTY

Population U. S. Census, 1960—12,154
Estimated Population, 1967—13,760

Land Area 6.10 sq. mi.

Net Valuation Taxable \$20,417,338
Equalized Valuation \$159,456,609

EXPENDITURES FOR 1967

General Government	
Administrative and executive	\$135,824.11
Assessment and collection of taxes ..	37,161.00
Financial administration	8,325.00
Public Safety	
Fire protection	64,450.00
Police protection	296,524.00
Other protection	4,560.00
Civil defense and disaster control ..	500.00
Streets and Roads	
Repairs and maintenance	130,511.16
Street lighting	29,226.22
Sanitation	
Street cleaning	62,200.00
Garbage and trash removal	62,509.18
Sanitary sewers	
Health and Welfare	
Health services	11,765.00
Welfare—public assistance	15,900.00
Hospitals	
Recreation	
Beaches and boardwalks	
Parks and playgrounds	22,237.00
Other recreational services	
Education (excl. school districts)	
Libraries	26,120.00
Other educational services	3,550.00
Statutory Expenditures	
.....	63,076.19
Unclassified Purposes	
.....	1,000.00
Total Municipal Functions	\$975,938.86
Per Capita—Municipal Functions	
.....	\$70.93
Capital Improvements	
.....	24,000.00
Debt Service	
.....	*351,844.74
Principal payments ..	\$173,660.74
Interest payments ..	178,184.00
Per Capita—Debt Service	
.....	\$25.57
Deferred Charges	
.....	249,117.21
Total Municipal Expenditures	\$1,600,900.81
Required Payments for Local School, County, and Special District Taxes	
.....	2,869,720.10
TOTAL EXPENDITURES	\$4,470,620.91
Reserve for Uncollected Taxes...	
.....	\$562,524.73
GRAND TOTAL	\$5,033,145.64

REVENUES REALIZED IN 1967

Surplus revenue appropriated	
Miscellaneous revenues realized	\$640,451.87
State aid revenues realized	123,664.75
Delinquent tax and lien collections ..	90,425.69
Current tax collections	3,505,835.66
Emergency borrowings	
TOTAL REVENUES	\$4,360,377.97

CAPITAL OUTLAY (BY ORDINANCE) 1967

Beaches and boardwalks	
Buildings and equipment	\$58,435.21
Parks and playgrounds	
Sanitary sewers	72,835.45
Streets and roads	
Water supply	
Other purposes	
	\$131,270.66

TAXES

Local school taxes	\$1,176,475.24
County taxes	1,793,028.10
Special district taxes	
	\$2,969,503.34
Local purpose taxes	1,111,269.95
Veteran and senior citizen tax ...	65,090.00
Total tax levy (for rate purposes)	\$4,145,863.29
Per Capita Total Tax Levy ...	
.....	\$301.30
Current Taxes	
1967 taxes levied (total)	\$4,197,192.84
Collected in 1967	3,505,835.66
Per cent of levy col- lected	83.52
Transferred to liens	2,024.19
Adjustments	40,700.38
Balance December 31, 1967	\$648,632.61
All Prior Years Taxes Outstanding	
Balance January 1, 1967	\$570,581.93
Collected in 1967	90,425.69
Adjustments	—5,066.21
Balance December 31, 1967	\$475,090.03
Tax Title Liens Outstanding	
Balance January 1, 1967	\$26,442.95
Redeemed by cash	
Adjustments	+2,868.14
Balance December 31, 1967	\$29,311.09
Property Acquired by Deed or Foreclosure	
Balance January 1, 1967	\$112,950.00
Sale for cash	
Adjustments	
Balance December 31, 1967	\$112,950.00

CAPITAL DEBT, DECEMBER 31, 1967

Authorized—Issued and Unissued		
	Gross Debt	Net Debt
School debt	\$6,273,000.00	
Self-liquidating debt ..		
Other capital debt	3,117,800.00	\$3,114,650.00
	\$9,390,800.00	\$3,114,650.00
Per Cent	6.44	2.13
Per Capita	\$682.47	\$226.36

Issued and Outstanding

School debt	\$1,573,000.00
Self-liquidating debt	
Other capital debt	3,111,500.00
	\$4,684,500.00

Equalized Valuation Basis \$145,607,498.00

CURRENT FINANCES DECEMBER 31, 1967	
Cash	\$670,805.18
Taxes receivable	1,123,722.64
Tax title liens	29,311.09
Foreclosed property	112,950.00
Other receivables	6,981.03
Emergencies and deferred charges ..	194,204.94
State road aid receivable	49,725.77
	\$2,187,700.65
Cash liabilities	\$873,452.20
Reserves for receivables	1,272,964.76
Surplus revenue	41,283.69
	\$2,187,700.65

* Includes \$99,783.24 Chapter VI School Debt Service.

SHAMONG TOWNSHIP—BURLINGTON COUNTY

Population U. S. Census, 1960—774
Estimated Population, 1967—940

Land Area 46.61 sq. mi.

Net Valuation Taxable \$4,611,874
Equalized Valuation \$5,422,787

EXPENDITURES FOR 1967

General Government	
Administrative and executive	\$4,301.00
Assessment and collection of taxes	2,502.05
Financial administration	1,950.00
Public Safety	
Fire protection	1,000.00
Police protection	1,417.36
Other protection	440.00
Civil defense and disaster control	497.13
Streets and Roads	
Repairs and maintenance	8,905.15
Street lighting	287.40
Sanitation	
Street cleaning
Garbage and trash removal	1,200.00
Sanitary sewers
Health and Welfare	
Health services	52.00
Welfare—public assistance	347.80
Hospitals
Recreation	
Beaches and boardwalks
Parks and playgrounds
Other recreational services
Education (excl. school districts)	
Libraries
Other educational services
Statutory Expenditures	281.64
Unclassified Purposes	25.00
Total Municipal Functions	\$23,206.53
Per Capita—Municipal Functions	\$24.69
Capital Improvements	23,200.00
Debt Service	
Principal payments
Interest payments
Per Capita—Debt Service
Deferred Charges	
Total Municipal Expenditures	\$46,406.53
Required Payments for Local School, County, and Special District Taxes	
	152,439.77
TOTAL EXPENDITURES	\$198,846.30
Reserve for Uncollected Taxes...	\$46,200.00
GRAND TOTAL	\$245,046.30

REVENUES REALIZED IN 1967

Surplus revenue appropriated	\$42,176.00
Miscellaneous revenues realized	34,717.44
State aid revenues realized	23,470.00
Delinquent tax and lien collections	21,049.05
Current tax collections	125,754.62
Emergency borrowings
TOTAL REVENUES	\$247,167.11

CAPITAL OUTLAY (BY ORDINANCE) 1967

Beaches and boardwalks
Buildings and equipment
Parks and playgrounds
Sanitary sewers
Streets and roads
Water supply
Other purposes

TAXES

Local school taxes	\$126,100.56
County taxes	26,339.21
Special district taxes
	\$152,439.77
Local purpose taxes
Veteran and senior citizen tax	4,290.00
Total tax levy (for rate purposes)	\$156,729.77
Per Capita Total Tax Levy ...	\$166.73
General tax rate
Adjusted business personality tax rate	5.12
Adjusted general tax rate	3.37
Current Taxes	
1967 taxes levied (total)	\$166,951.61
Collected in 1967	125,754.62
Per cent of levy collected	75.32
Transferred to liens	151.67
Adjustments	1,245.82
Balance December 31, 1967	\$39,799.50
All Prior Years Taxes Outstanding	
Balance January 1, 1967	\$25,029.13
Collected in 1967	21,049.05
Adjustments
Balance December 31, 1967	\$3,980.08
Tax Title Liens Outstanding	
Balance January 1, 1967	\$2,243.06
Redeemed by cash
Adjustments	+151.67
Balance December 31, 1967	\$2,394.73
Property Acquired by Deed or Foreclosure	
Balance January 1, 1967	\$75.00
Sale for cash
Adjustments
Balance December 31, 1967	\$75.00

CAPITAL DEBT, DECEMBER 31, 1967

Authorized—Issued and Unissued

	Gross Debt	Net Debt
School debt	\$349,027.00
Self-liquidating debt
Other capital debt
	\$349,027.00
Per Cent	6.44
Per Capita	\$371.31

Issued and Outstanding

School debt	\$221,364.00
Self-liquidating debt
Other capital debt
	\$221,364.00

Equalized Valuation Basis \$5,417,785.00

CURRENT FINANCES DECEMBER 31, 1967

Cash	\$122,570.95
Taxes receivable	43,779.58
Tax title liens	2,394.73
Foreclosed property	75.00
Other receivables
Emergencies and deferred charges ..	149.00
State road aid receivable	18,902.00
	\$187,871.26
Cash liabilities	\$28,359.10
Reserves for receivables	46,249.31
Surplus revenue	113,262.85
	\$187,871.26

SHILOH BOROUGH—CUMBERLAND COUNTY

Population U. S. Census, 1960—554
Estimated Population, 1967—610

Land Area 1.30 sq. mi.

Net Valuation Taxable \$814,489
Equalized Valuation \$2,122,713

EXPENDITURES FOR 1967

General Government	
Administrative and executive	\$2,676.09
Assessment and collection of taxes ..	1,065.00
Financial administration	100.00
Public Safety	
Fire protection	1,758.68
Police protection	397.00
Other protection
Civil defense and disaster control ..	50.00
Streets and Roads	
Repairs and maintenance	600.00
Street lighting	1,224.00
Sanitation	
Street cleaning
Garbage and trash removal
Sanitary sewers
Health and Welfare	
Health services	368.63
Welfare—public assistance	50.00
Hospitals
Recreation	
Benches and boardwalks
Parks and playgrounds
Other recreational services
Education (excl. school districts)	
Libraries
Other educational services
Statutory Expenditures	50.00
Unclassified Purposes	125.00
Total Municipal Functions	\$8,464.40
Per Capita—Municipal Functions ..	\$13.88
Capital Improvements	
3,240.00	
Debt Service	
Principal payments
Interest payments
Per Capita—Debt Service	
.....	
Deferred Charges	
1.00	
Total Municipal Expenditures	\$11,705.50
Required Payments for Local	
School, County, and Special	
District Taxes	
57,062.15	
TOTAL EXPENDITURES	\$68,767.55
Reserve for Uncollected Taxes..	\$5,459.54
GRAND TOTAL	\$74,227.09

REVENUES REALIZED IN 1967

Surplus revenue appropriated	\$11,790.54
Miscellaneous revenues realized ..	5,452.98
State aid revenues realized	1,580.00
Delinquent tax and lien collections ..	1,948.85
Current tax collections	54,500.35
Emergency borrowings
TOTAL REVENUES	\$75,272.72

CAPITAL OUTLAY (BY ORDINANCE) 1967

Beaches and boardwalks
Buildings and equipment
Parks and playgrounds
Sanitary sewers
Streets and roads
Water supply
Other purposes

TAXES

Local school taxes	\$39,902.32
County taxes	17,159.83
Special district taxes
.....	\$57,062.15
Local purpose taxes
Veteran and senior citizen tax ..	3,050.00
Total tax levy (for rate purposes)	\$60,112.15
Per Capita Total Tax Levy ...	
\$98.54	
General tax rate
Adjusted business personalty tax rate	10.92
Adjusted general tax rate	7.24
Current Taxes	
1967 taxes levied (total)	\$57,164.15
Collected in 1967	54,500.35
Per cent of levy col- lected	95.34
Transferred to liens
Adjustments
Balance December 31, 1967	\$2,663.80
All Prior Years Taxes Outstanding	
Balance January 1, 1967	\$2,887.58
Collected in 1967	1,948.85
Adjustments
Balance December 31, 1967	\$938.73
Tax Title Liens Outstanding	
Balance January 1, 1967
Redeemed by cash
Adjustments
Balance December 31, 1967
Property Acquired by Deed or Foreclosure	
Balance January 1, 1967
Sale for cash
Adjustments
Balance December 31, 1967

CAPITAL DEBT, DECEMBER 31, 1967

Authorized—Issued and Unissued

	Gross Debt	Net Debt
School debt
Self-liquidating debt
Other capital debt
.....
Per Cent
Per Capita

Issued and Outstanding

School debt
Self-liquidating debt
Other capital debt

Equalized Valuation Basis \$2,045,343.00

CURRENT FINANCES DECEMBER 31, 1967

Cash	\$12,365.38
Taxes receivable	3,602.53
Tax title liens
Foreclosed property
Other receivables	82.80
Emergencies and deferred charges ..	394.40
State road aid receivable	1,116.00
.....	\$17,561.11
Cash liabilities	\$3,462.74
Reserves for receivables	3,685.33
Surplus revenue	10,413.04
.....	\$17,561.11

SHIP BOTTOM BOROUGH—OCEAN COUNTY

Population U. S. Census, 1960—717
Estimated Population, 1967—790

Land Area 0.71 sq. mi.

Net Valuation Taxable \$20,219.172
Equalized Valuation \$21,306,544

EXPENDITURES FOR 1967

General Government		
Administrative and executive	\$67,870.80	
Assessment and collection of taxes	22,825.00	
Financial administration	3,400.00	
Public Safety		
Fire protection	10,400.00	
Police protection	67,473.97	
Other protection	2,125.00	
Civil defense and disaster control	600.00	
Streets and Roads		
Repairs and maintenance	45,487.75	
Street lighting	24,700.00	
Sanitation		
Street cleaning		
Garbage and trash removal	32,400.00	
Sanitary sewers		
Health and Welfare		
Health services	3,975.00	
Welfare—public assistance	4,725.00	
Hospitals		
Recreation		
Beaches and boardwalks	47,967.47	
Parks and playgrounds		
Other recreational services		
Education (excl. school districts)		
Libraries	200.00	
Other educational services		
Statutory Expenditures		
	8,429.78	
Unclassified Purposes		
	50.00	
Total Municipal Functions	\$342,629.77	
Per Capita—Municipal Functions	\$433.71	
Capital Improvements		
	38,450.00	
Debt Service		
	33,020.00	
Principal payments	\$19,000.00	
Interest payments	14,020.00	
Per Capita—Debt Service	\$41.80	
Deferred Charges		
	20,309.51	
Total Municipal Expenditures	\$434,409.28	
Required Payments for Local School, County, and Special District Taxes		
	254,388.01	
TOTAL EXPENDITURES	\$688,797.29	
Reserve for Uncollected Taxes..		
	\$49,085.49	
GRAND TOTAL	\$737,882.78	

REVENUES REALIZED IN 1967

Surplus revenue appropriated	\$114,600.00
Miscellaneous revenues realized ..	116,028.00
State aid revenues realized	17,291.00
Delinquent tax and lien collections ..	37,564.43
Current tax collections	467,933.78
Emergency borrowings	
TOTAL REVENUES	\$753,417.21

CAPITAL OUTLAY (BY ORDINANCE) 1967

Beaches and boardwalks	\$2,363.75
Buildings and equipment	78,002.57
Parks and playgrounds	
Sanitary sewers	
Streets and roads	
Water supply	17,600.00
Other purposes	
	\$97,966.32

TAXES

Local school taxes	\$141,745.59
County taxes	112,642.42
Special district taxes	
	\$254,388.01
Local purpose taxes	237,200.00
Veteran and senior citizen tax ...	13,210.00
Total tax levy (for rate purposes)	\$504,798.01
Per Capita Total Tax Levy ...	
	\$638.98
General tax rate	
Adjusted business personalty tax rate	3.24
Adjusted general tax rate	2.47
Current Taxes	
1967 taxes levied (total)	\$500,828.19
Collected in 1967	467,933.78
Per cent of levy collected	93.43
Transferred to liens	
Adjustments	
Balance December 31, 1967	\$32,894.41
All Prior Years Taxes Outstanding	
Balance January 1, 1967	\$40,698.21
Collected in 1967	37,405.38
Adjustments	
Balance December 31, 1967	\$3,292.83
Tax Title Liens Outstanding	
Balance January 1, 1967	\$2,922.35
Redeemed by cash	159.05
Adjustments	
Balance December 31, 1967	\$2,763.30
Property Acquired by Deed or Foreclosure	
Balance January 1, 1967	\$42,167.88
Sale for cash	9,808.34
Adjustments	+1,640.46
Balance December 31, 1967	\$34,000.00

CAPITAL DEBT, DECEMBER 31, 1967

Authorized—Issued and Unissued

	Gross Debt	Net Debt
School debt	\$331,117.00	
Self-liquidating debt ..	141,000.00	
Other capital debt	413,700.00	\$407,450.00
	\$885,817.00	\$407,450.00
Per Cent	4.42	2.03
Per Capita	\$1,121.29	\$515.76

Issued and Outstanding

School debt	\$331,117.00
Self-liquidating debt	
Other capital debt	336,750.00
	\$667,867.00

Equalized Valuation Basis \$19,999,794.00

CURRENT FINANCES DECEMBER 31, 1967

Cash	\$251,028.62
Taxes receivable	36,187.24
Tax title liens	2,763.30
Foreclosed property	34,000.00
Other receivables	18,308.24
Emergencies and deferred charges ..	43,642.11
State road aid receivable	15,952.00
	\$401,881.51
Cash liabilities	\$157,387.91
Reserves for receivables	91,258.78
Surplus revenue	153,234.82
	\$401,881.51

SHREWSBURY BOROUGH—MONMOUTH COUNTY

Population U. S. Census, 1960—3,222
Estimated Population, 1967—3,640

Land Area 2.30 sq. mi.

Net Valuation Taxable \$29,940,738
Equalized Valuation \$30,543,362

EXPENDITURES FOR 1967

General Government	
Administrative and executive	\$44,400.00
Assessment and collection of taxes	10,600.00
Financial administration	2,000.00
Public Safety	
Fire protection	17,127.00
Police protection	89,242.00
Other protection	700.00
Civil defense and disaster control	1,000.00
Streets and Roads	
Repairs and maintenance	30,240.00
Street lighting	7,830.00
Sanitation	
Street cleaning
Garbage and trash removal	25,166.00
Sanitary sewers
Health and Welfare	
Health services	5,840.00
Welfare—public assistance	420.00
Hospitals
Recreation	
Beaches and boardwalks
Parks and playgrounds	5,750.00
Other recreational services
Education (excl. school districts)	
Libraries	7,477.00
Other educational services
Statutory Expenditures	15,496.00
Unclassified Purposes	1,500.00
Total Municipal Functions	\$264,788.00
Per Capita—Municipal Functions	\$72.74
Capital Improvements	13,295.00
Debt Service	
Principal payments
Interest payments
Per Capita—Debt Service
Deferred Charges	19,500.00
Total Municipal Expenditures	\$297,583.00
Required Payments for Local School, County, and Special District Taxes	
	650,271.07
TOTAL EXPENDITURES	\$947,854.07
Reserve for Uncollected Taxes...	\$47,928.09
GRAND TOTAL	\$995,782.16

REVENUES REALIZED IN 1967

Surplus revenue appropriated	\$65,000.00
Miscellaneous revenues realized ..	65,312.57
State aid revenues realized	9,763.00
Delinquent tax and lien collections ..	37,601.66
Current tax collections	807,225.48
Emergency borrowings
TOTAL REVENUES	\$984,902.71

CAPITAL OUTLAY (BY ORDINANCE) 1967

Beaches and boardwalks
Buildings and equipment	\$4,892.00
Parks and playgrounds
Sanitary sewers
Streets and roads	9,130.99
Water supply
Other purposes
	\$14,022.99

TAXES

Local school taxes	\$475,510.50
County taxes	174,760.57
Special district taxes
	\$650,271.07
Local purpose taxes	194,186.09
Veteran and senior citizen tax ..	27,250.00
Total tax levy (for rate purposes)	\$871,707.16
Per Capita Total Tax Levy	
General tax rate	\$239.48
Adjusted business personalty tax rate	3.106
Adjusted general tax rate	2.901
Current Taxes	
1967 taxes levied (total)	\$850,110.30
Collected in 1967	807,225.48
Per cent of levy col- lected	94.95
Transferred to liens
Adjustments
Balance December 31, 1967	\$42,884.82
All Prior Years Taxes Outstanding	
Balance January 1, 1967	\$38,277.86
Collected in 1967	37,601.66
Adjustments
Balance December 31, 1967	\$676.20
Tax Title Liens Outstanding	
Balance January 1, 1967	\$118.01
Redeemed by cash
Adjustments
Balance December 31, 1967	\$118.01
Property Acquired by Deed or Foreclosure	
Balance January 1, 1967
Sale for cash
Adjustments
Balance December 31, 1967

CAPITAL DEBT, DECEMBER 31, 1967

Authorized—Issued and Unissued		
	Gross Debt	Net Debt
School debt	\$265,000.00
Self-liquidating debt
Other capital debt	62,750.00	\$62,750.00
	\$327,750.00	\$62,750.00
Per Cent	1.12	0.21
Per Capita	\$90.04	\$17.24

Issued and Outstanding

School debt	\$265,000.00
Self-liquidating debt
Other capital debt
	\$265,000.00

Equalized Valuation Basis \$29,080,631.00

CURRENT FINANCES DECEMBER 31, 1967	
Cash	\$155,149.24
Taxes receivable	43,561.02
Tax title liens	118.01
Foreclosed property
Other receivables	32,409.87
Emergencies and deferred charges ..	9,362.00
State road aid receivable	7,463.00
	\$248,063.14
Cash liabilities	\$102,105.96
Reserves for receivables	76,088.90
Surplus revenue	69,868.28
	\$248,063.14

SHREWSBURY TOWNSHIP—MONMOUTH COUNTY

Population U. S. Census, 1960—1,204
Estimated Population, 1967—1,300

Land Area 0.09 sq. mi.

Net Valuation Taxable \$709,771
Equalized Valuation \$725,087

EXPENDITURES FOR 1967

General Government	
Administrative and executive	\$12,950.00
Assessment and collection of taxes	250.00
Financial administration	2,630.00
Public Safety	
Fire protection	1,880.00
Police protection	6,100.00
Other protection
Civil defense and disaster control	300.00
Streets and Roads	
Repairs and maintenance	5,990.00
Street lighting	2,000.00
Sanitation	
Street cleaning
Garbage and trash removal	16,770.00
Sanitary sewers	17,420.00
Health and Welfare	
Health services	1,950.00
Welfare—public assistance	100.00
Hospitals
Recreation	
Beaches and boardwalks
Parks and playgrounds	100.00
Other recreational services
Education (excl. school districts)	
Libraries
Other educational services
Statutory Expenditures	2,640.00
Unclassified Purposes	1,750.00
Total Municipal Functions	\$72,830.00

Per Capita—Municipal Functions	\$56.02
Capital Improvements	6,000.00
Debt Service	
Principal payments
Interest payments
Per Capita—Debt Service
Deferred Charges
Total Municipal Expenditures	\$78,830.00

Required Payments for Local School, County, and Special District Taxes	81,410.00
---	-----------

TOTAL EXPENDITURES \$160,240.00

Reserve for Uncollected Taxes...	\$238.24
GRAND TOTAL	\$160,478.24

REVENUES REALIZED IN 1967

Surplus revenue appropriated	\$10,000.00
Miscellaneous revenues realized	66,523.89
State aid revenues realized	2,238.00
Delinquent tax and lien collections
Current tax collections	117,171.24
Emergency borrowings

TOTAL REVENUES \$195,933.13

CAPITAL OUTLAY (BY ORDINANCE) 1967

Beaches and boardwalks
Buildings and equipment
Parks and playgrounds
Sanitary sewers
Streets and roads
Water supply
Other purposes

TAXES

Local school taxes	\$77,389.31
County taxes	4,020.69
Special district taxes
Local purpose taxes	\$81,410.00
Veteran and senior citizen tax	35,761.24
Total tax levy (for rate purposes)	\$117,171.24

Per Capita Total Tax Levy ... \$90.13

General tax rate	16.508
Adjusted business personalty tax rate
Adjusted general tax rate

Current Taxes

1967 taxes levied (total)	\$117,171.24
Collected in 1967	117,171.24
Per cent of levy collected	100.00
Transferred to liens
Adjustments
Balance December 31, 1967

All Prior Years Taxes Outstanding

Balance January 1, 1967
Collected in 1967
Adjustments
Balance December 31, 1967

Tax Title Liens Outstanding

Balance January 1, 1967
Redeemed by cash
Adjustments
Balance December 31, 1967

Property Acquired by Deed or Foreclosure

Balance January 1, 1967
Sale for cash
Adjustments
Balance December 31, 1967

CAPITAL DEBT, DECEMBER 31, 1967

Authorized—Issued and Unissued

	Gross Debt	Net Debt
School debt	\$40,285.00
Self-liquidating debt
Other capital debt
	\$40,285.00

Per Cent	5.65
Per Capita	\$30.99

Issued and Outstanding

School debt	\$40,278.00
Self-liquidating debt
Other capital debt
	\$40,278.00

Equalized Valuation Basis \$712,405.00

CURRENT FINANCES DECEMBER 31, 1967

Cash	\$57,932.05
Taxes receivable
Tax title liens
Foreclosed property
Other receivables	3,977.34
Emergencies and deferred charges
State road aid receivable	3,720.00
	\$65,629.39
Cash liabilities	\$33,402.09
Reserves for receivables	3,977.34
Surplus revenue	28,249.96
	\$65,629.39

SOMERDALE BOROUGH—CAMDEN COUNTY

Population U. S. Census, 1960—4,839
Estimated Population, 1967—7,010

Land Area 1.42 sq. mi.

Net Valuation Taxable \$9,975,419
Equalized Valuation \$22,869,586

EXPENDITURES FOR 1967

General Government	
Administrative and executive	\$44,490.00
Assessment and collection of taxes	9,900.00
Financial administration	5,300.00
Public Safety	
Fire protection	12,275.00
Police protection	58,850.00
Other protection	475.00
Civil defense and disaster control	450.00
Streets and Roads	
Repairs and maintenance	46,700.00
Street lighting	15,000.00
Sanitation	
Street cleaning
Garbage and trash removal	21,550.00
Sanitary sewers
Health and Welfare	
Health services	2,537.00
Welfare—public assistance	1,650.00
Hospitals
Recreation	
Beaches and boardwalks
Parks and playgrounds
Other recreational services	6,600.00
Education (excl. school districts)	
Libraries	600.00
Other educational services
Statutory Expenditures	9,611.69
Unclassified Purposes	50.00
Total Municipal Functions	\$236,038.69
Per Capita—Municipal Functions	\$33.67
Capital Improvements	39,000.00
Debt Service	14,754.26
Principal payments	\$10,000.00
Interest payments	4,754.26
Per Capita—Debt Service	\$2.10
Deferred Charges	4,207.05
Total Municipal Expenditures	\$294,000.00
Required Payments for Local School, County, and Special District Taxes	656,889.80
TOTAL EXPENDITURES	\$950,889.80
Reserve for Uncollected Taxes	\$55,993.62
GRAND TOTAL	\$1,006,883.42

REVENUES REALIZED IN 1967

Surplus revenue appropriated	\$95,000.00
Miscellaneous revenues realized	113,686.46
State aid revenues realized	24,306.00
Delinquent tax and lien collections	37,031.83
Current tax collections	746,894.47
Emergency borrowings
TOTAL REVENUES	\$1,016,918.76

CAPITAL OUTLAY (BY ORDINANCE) 1967

Beaches and boardwalks
Buildings and equipment	\$10,289.67
Parks and playgrounds	2,899.00
Sanitary sewers	2,309.57
Streets and roads
Water supply
Other purposes
TOTAL	\$22,498.24

TAXES

Local school taxes	\$475,580.19
County taxes	181,309.61
Special district taxes
Total	\$656,889.80
Local purpose taxes	124,350.00
Veteran and senior citizen tax	37,057.00
Total tax levy (for rate purposes)	\$818,296.80
Per Capita Total Tax Levy	\$116.73
General tax rate
Adjusted business personalty tax rate	10.88
Adjusted general tax rate	8.14
Current Taxes	
1967 taxes levied (total)	\$806,053.30
Collected in 1967	746,894.47
Per cent of levy col- lected	92.66
Transferred to liens
Adjustments
Balance December 31, 1967	\$59,158.83
All Prior Years Taxes Outstanding	
Balance January 1, 1967	\$48,778.89
Collected in 1967	33,476.62
Adjustments
Balance December 31, 1967	\$15,302.27
Tax Title Liens Outstanding	
Balance January 1, 1967	\$30,485.94
Redeemed by cash	3,555.21
Adjustments
Balance December 31, 1967	\$26,930.73
Property Acquired by Deed or Foreclosure	
Balance January 1, 1967	\$40,068.78
Sale for cash	12,533.19
Adjustments	+12,533.19
Balance December 31, 1967	\$40,068.78

CAPITAL DEBT, DECEMBER 31, 1967

Authorized—Issued and Unissued

	Gross Debt	Net Debt
School debt	\$1,042,711.00
Self-liquidating debt	130,300.00
Other capital debt	163,757.00	\$163,757.00
Total	\$1,336,768.00	\$163,757.00
Per Cent	6.27	0.76
Per Capita	\$190.69	\$23.36

Issued and Outstanding

School debt	\$692,711.00
Self-liquidating debt	130,300.00
Other capital debt	124,050.00
Total	\$947,061.00

Equalized Valuation Basis \$21,317,531.00

CURRENT FINANCES DECEMBER 31, 1967

Cash	\$123,656.62
Taxes receivable	74,461.10
Tax title liens	26,930.73
Foreclosed property	40,068.78
Other receivables	19,211.62
Emergencies and deferred charges
State road aid receivable	21,090.00
Total	\$315,418.85
Cash liabilities	\$55,916.08
Reserves for receivables	160,672.23
Surplus revenue	98,830.54
Total	\$315,418.85

SOMERS POINT CITY-ATLANTIC COUNTY

Population U. S. Census, 1960—4,504
Estimated Population, 1967—6,810

Land Area 4.08 sq. ml.

Net Valuation Taxable \$18,695,955
Equalized Valuation \$36,547,419

EXPENDITURES FOR 1967

General Government		
Administrative and executive	\$85,803.50	
Assessment and collection of taxes	22,732.95	
Financial administration	6,768.70	
Public Safety		
Fire protection	33,668.03	
Police protection	110,379.72	
Other protection	3,951.52	
Civil defense and disaster control	991.17	
Streets and Roads		
Repairs and maintenance	59,163.76	
Street lighting	30,000.00	
Sanitation		
Street cleaning		
Garbage and trash removal	38,036.45	
Sanitary sewers		
Health and Welfare		
Health services	6,510.88	
Welfare—public assistance	1,450.00	
Hospitals	1,500.00	
Recreation		
Beaches and boardwalks	4,887.00	
Parks and playgrounds	9,392.72	
Other recreational services		
Education (excl. school districts)		
Libraries	10,503.83	
Other educational services		
Statutory Expenditures		
	20,359.10	
Unclassified Purposes		
	1,000.00	
Total Municipal Functions	\$447,099.33	

Per Capita—Municipal Functions	\$65.65
Capital Improvements	51,532.00
Debt Service	*55,619.54
Principal payments ..	\$11,500.00
Interest payments ..	44,119.54
Per Capita—Debt Service	\$8.17
Deferred Charges	52,706.73
Total Municipal Expenditures	\$606,957.60

Required Payments for Local School, County, and Special District Taxes	740,676.17
---	-------------------

TOTAL EXPENDITURES \$1,347,633.77

Reserve for Uncollected Taxes...	\$98,012.44
---	--------------------

GRAND TOTAL \$1,445,646.21

REVENUES REALIZED IN 1967

Surplus revenue appropriated	\$108,347.59
Miscellaneous revenues realized ..	201,849.56
State aid revenues realized ..	29,898.50
Delinquent tax and lien collections ..	75,962.19
Current tax collections	1,013,557.36
Emergency borrowings	

TOTAL REVENUES \$1,429,615.20

CAPITAL OUTLAY (BY ORDINANCE) 1967

Beaches and boardwalks	
Buildings and equipment	**\$804,961.61
Parks and playgrounds	
Sanitary sewers	
Streets and roads	386,020.29
Water supply	
Other purposes	
	\$1,190,981.90

TAXES

Local school taxes	\$493,507.98
County taxes	280,168.19
Special district taxes	
	\$773,676.17
Local purpose taxes	307,442.33
Veteran and senior citizen tax ...	49,220.00
Total tax levy (for rate purposes)	\$1,130,338.50

Per Capita Total Tax Levy ... \$165.98

General tax rate	
Adjusted business personality tax rate	8.43
Adjusted general tax rate	5.95

Current Taxes

1967 taxes levied (total)	\$1,110,649.07
Collected in 1967	1,013,557.36
Per cent of levy collected	91.25
Transferred to liens	3,311.80
Adjustments	2,723.96
Balance December 31, 1967	\$91,055.95

All Prior Years Taxes Outstanding

Balance January 1, 1967	\$77,470.14
Collected in 1967	72,740.98
Adjustments	
Balance December 31, 1967	\$4,729.16

Tax Title Liens Outstanding

Balance January 1, 1967	\$9,843.40
Redeemed by cash	3,221.21
Adjustments	+3,311.80
Balance December 31, 1967	\$9,933.99

Property Acquired by Deed or Foreclosure

Balance January 1, 1967	\$12,067.50
Sale for cash	
Adjustments	
Balance December 31, 1967	\$12,067.50

CAPITAL DEBT, DECEMBER 31, 1967

Authorized—Issued and Unissued

	Gross Debt	Net Debt
School debt	\$1,660,947.00	
Self-liquidating debt		
Other capital debt ...	739,953.00	\$739,953.00
	\$2,400,900.00	\$739,953.00
Per Cent	7.50	2.31
Per Capita	\$352.56	\$108.66

Issued and Outstanding

School debt	\$1,660,947.00
Self-liquidating debt	
Other capital debt	693,000.00
	\$2,353,947.00

Equalized Valuation Basis \$31,995,601.00

CURRENT FINANCES DECEMBER 31, 1967

Cash	\$126,734.25
Taxes receivable	95,785.11
Tax title liens	9,933.99
Foreclosed property	12,067.50
Other receivables	2,388.01
Emergencies and deferred charges ..	22,593.10
State road aid receivable	15,484.00
	\$284,985.96
Cash liabilities	\$79,567.19
Reserves for receivables	120,174.61
Surplus revenue	85,244.16
	\$284,985.96

* Includes \$33,000.00 Chapter VI School Debt Service.

** Includes \$755,149.37 Chapter VI School Capital Outlay.

SOMERVILLE BOROUGH—SOMERSET COUNTY

Population U. S. Census, 1960—12,458
Estimated Population, 1967—15,130

Land Area 2.20 sq. mi.

Net Valuation Taxable \$40,493,790
Equalized Valuation \$89,447,977

EXPENDITURES FOR 1967

General Government	
Administrative and executive	\$179,892.17
Assessment and collection of taxes	18,177.23
Financial administration	46,570.64
Public Safety	
Fire protection
Police protection	284,746.83
Other protection	14,675.00
Civil defense and disaster control	2,510.00
Streets and Roads	
Repairs and maintenance	153,165.00
Street lighting	35,587.25
Sanitation	
Street cleaning	8,930.00
Garbage and trash removal	59,576.37
Sanitary sewers	118,738.15
Health and Welfare	
Health services	41,435.00
Welfare—public assistance	9,476.00
Hospitals	3,000.00
Recreation	
Beaches and boardwalks
Parks and playgrounds	25,252.15
Other recreational services	34,872.85
Education (excl. school districts)	
Libraries	56,992.00
Other educational services	800.00
Statutory Expenditures	
.....	82,490.00
Unclassified Purposes	
.....
Total Municipal Functions	\$1,176,886.64
Per Capita—Municipal Functions	
.....	\$77.78
Capital Improvements	
.....	56,000.00
Debt Service	
Principal payments ..	\$55,000.00
Interest payments ..	20,844.50
Per Capita—Debt Service	
.....	\$5.01
Deferred Charges	
.....
Total Municipal Expenditures	\$1,308,731.14
Required Payments for Local School, County, and Special District Taxes	
.....	1,775,163.59
TOTAL EXPENDITURES	\$3,083,894.73
Reserve for Uncollected Taxes...	
.....	\$149,316.47
GRAND TOTAL	\$3,233,211.20

REVENUES REALIZED IN 1967

Surplus revenue appropriated	\$205,000.00
Miscellaneous revenues realized ..	378,953.58
State aid revenues realized	54,374.39
Delinquent tax and lien collections ..	87,621.12
Current tax collections	2,438,912.17
Emergency borrowings
TOTAL REVENUES	\$3,164,861.26

CAPITAL OUTLAY (BY ORDINANCE) 1967

Beaches and boardwalks
Buildings and equipment	\$51,660.85
Parks and playgrounds	4,985.75
Sanitary sewers	23,867.80
Streets and roads	7,867.09
Water supply
Other purposes	120,744.35
	\$209,125.84

TAXES

Local school taxes	\$1,436,881.50
County taxes	338,282.09
Special district taxes
	\$1,775,163.59
Local purpose taxes	726,838.22
Veteran and senior citizen tax ..	63,640.00
Total tax levy (for rate purposes)	\$2,565,641.81
Per Capita Total Tax Levy ...	
General tax rate	\$169.57
Adjusted business personalty tax rate	9.40
Adjusted general tax rate	6.11
Current Taxes	
1967 taxes levied (total)	\$2,521,826.99
Collected in 1967	2,438,912.17
Per cent of levy collected	96.71
Transferred to liens	1,336.97
Adjustments	12,269.03
Balance December 31, 1967	\$69,308.82
All Prior Years Taxes Outstanding	
Balance January 1, 1967	\$90,976.76
Collected in 1967	85,089.76
Adjustments	—3,841.15
Balance December 31, 1967	\$2,045.85
Tax Title Liens Outstanding	
Balance January 1, 1967	\$3,066.36
Redeemed by cash	2,531.36
Adjustments	+1,351.17
Balance December 31, 1967	\$1,886.17
Property Acquired by Deed or Foreclosure	
Balance January 1, 1967
Sale for cash
Adjustments	+400.00
Balance December 31, 1967	\$400.00

CAPITAL DEBT, DECEMBER 31, 1967

Authorized—Issued and Unissued

	Gross Debt	Net Debt
School debt	\$852,000.00
Self-liquidating debt
Other capital debt	847,155.00	\$847,155.00
	\$1,699,155.00	\$847,155.00
Per Cent	2.13	1.06
Per Capita	\$112.30	\$55.99

Issued and Outstanding

School debt	\$852,000.00
Self-liquidating debt
Other capital debt	737,000.00
	\$1,589,000.00

Equalized Valuation Basis \$79,414,663.00

CURRENT FINANCES DECEMBER 31, 1967

Cash	\$293,783.10
Taxes receivable	71,354.67
Tax title liens	1,886.17
Foreclosed property	400.00
Other receivables	2,027.06
Emergencies and deferred charges ..	50,788.64
State road aid receivable	38,087.00
	\$458,326.64
Cash liabilities	\$88,226.33
Reserves for receivables	75,667.90
Surplus revenue	294,432.41
	\$458,326.64

SOUTH AMBOY CITY—MIDDLESEX COUNTY

Population U. S. Census, 1960—8,422
Estimated Population, 1967—9,980

Land Area 1.36 sq. mi.

Net Valuation Taxable \$20,427,594
Equalized Valuation \$52,436,727

EXPENDITURES FOR 1967

General Government	
Administrative and executive	\$118,333.18
Assessment and collection of taxes	23,440.00
Financial administration	12,036.00
Public Safety	
Fire protection	33,944.33
Police protection	202,373.81
Other protection	2,650.00
Civil defense and disaster control	3,230.00
Streets and Roads	
Repairs and maintenance	80,745.00
Street lighting	36,280.00
Sanitation	
Street cleaning	9,322.18
Garbage and trash removal	74,956.00
Sanitary sewers	79,283.33
Health and Welfare	
Health services	32,499.00
Welfare—public assistance	4,300.00
Hospitals	5,500.00
Recreation	
Beaches and boardwalks	15,150.00
Parks and playgrounds	15,150.00
Other recreational services
Education (excl. school districts)	
Libraries	17,948.50
Other educational services	1,800.00
Statutory Expenditures	42,500.00
Unclassified Purposes	3,000.00
Total Municipal Functions	\$799,291.33
Per Capita—Municipal Functions	\$80.00
Capital Improvements	32,000.00
Debt Service	*84,027.00
Principal payments ..	\$55,300.00
Interest payments ..	28,727.00
Per Capita—Debt Service	\$8.42
Deferred Charges	12,729.20
Total Municipal Expenditures	\$928,047.53
Required Payments for Local School, County, and Special District Taxes	685,447.12
TOTAL EXPENDITURES	\$1,613,494.65
Reserve for Uncollected Taxes...	\$79,400.00
GRAND TOTAL	\$1,692,894.65

REVENUES REALIZED IN 1967

Surplus revenue appropriated	\$148,729.20
Miscellaneous revenues realized ..	472,681.54
State aid revenues realized	134,214.63
Delinquent tax and lien collections ..	51,581.05
Current tax collections	901,873.14
Emergency borrowings
TOTAL REVENUES	\$1,709,079.56

CAPITAL OUTLAY (BY ORDINANCE) 1967

Beaches and boardwalks
Buildings and equipment	\$9,151.51
Parks and playgrounds
Sanitary sewers
Streets and roads	14,641.49
Water supply	34.08
Other purposes
TOTAL	\$23,827.38

TAXES

Local school taxes	\$454,774.00
County taxes	266,697.12
Special district taxes
Total	\$721,471.12
Local purpose taxes	244,533.00
Veteran and senior citizen tax ...	57,800.00
Total tax levy (for rate purposes)	\$1,023,804.12
Per Capita Total Tax Levy	\$102.50
General tax rate
Adjusted business personality tax rate	6.09
Adjusted general tax rate	4.95
Current Taxes	
1967 taxes levied (total)	\$968,272.47
Collected in 1967	901,873.14
Per cent of levy collected	93.14
Transferred to liens
Adjustments	268.35
Balance December 31, 1967	\$66,130.98
All Prior Years Taxes Outstanding	
Balance January 1, 1967	\$91,608.30
Collected in 1967	49,722.73
Adjustments
Balance December 31, 1967	\$41,885.57
Tax Title Liens Outstanding	
Balance January 1, 1967	\$19,578.75
Redeemed by cash	1,858.32
Adjustments
Balance December 31, 1967	\$17,720.43
Property Acquired by Deed or Foreclosure	
Balance January 1, 1967	\$7,270.00
Sale for cash
Adjustments
Balance December 31, 1967	\$7,270.00

CAPITAL DEBT, DECEMBER 31, 1967

Authorized—Issued and Unissued			
	Gross Debt	Net Debt	
School debt	\$394,000.00	
Self-liquidating debt ..	81,000.00	
Other capital debt	419,850.00	\$419,850.00	
	\$894,850.00	\$419,850.00	
Per Cent	1.79	0.84	
Per Capita	\$89.66	\$42.07	
Issued and Outstanding			
School debt	\$394,000.00		
Self-liquidating debt	81,000.00		
Other capital debt	347,000.00		
	\$822,000.00		

Equalized Valuation Basis \$49,873,108.00

CURRENT FINANCES DECEMBER 31, 1967

Cash	\$258,174.25
Taxes receivable	108,016.55
Tax title liens	17,720.43
Foreclosed property	7,270.00
Other receivables	127.72
Emergencies and deferred charges ..	16,704.33
State road aid receivable	24,116.28
Total	\$432,129.56
Cash liabilities	\$123,231.22
Reserves for receivables	133,134.70
Surplus revenue	175,763.64
Total	\$432,129.56

* Includes \$36,024.00 Chapter VI School Debt Service.

SOUTHAMPTON TOWNSHIP—BURLINGTON COUNTY

Population U. S. Census, 1960—3,166
Estimated Population, 1967—4,050

Land Area 42.61 sq. mi.

Net Valuation Taxable \$17,201,900
Equalized Valuation \$23,597,651

EXPENDITURES FOR 1967

General Government	
Administrative and executive	\$20,826.00
Assessment and collection of taxes	13,692.00
Financial administration	3,250.00
Public Safety	
Fire protection	4,400.00
Police protection	7,225.00
Other protection	458.00
Civil defense and disaster control	226.00
Streets and Roads	
Repairs and maintenance	53,004.00
Street lighting	4,000.00
Sanitation	
Street cleaning
Garbage and trash removal	11,104.00
Sanitary sewers
Health and Welfare	
Health services	651.00
Welfare—public assistance	2,100.00
Hospitals
Recreation	
Beaches and boardwalks
Parks and playgrounds	245.00
Other recreational services
Education (excl. school districts)	
Libraries	500.00
Other educational services	690.00
Statutory Expenditures	2,069.00
Unclassified Purposes	400.00
Total Municipal Functions	\$124,840.00
Per Capita—Municipal Functions	\$30.82
Capital Improvements	7,200.00
Debt Service	
Principal payments
Interest payments
Per Capita—Debt Service
Deferred Charges	15,000.00
Total Municipal Expenditures	\$147,040.00
Required Payments for Local School, County, and Special District Taxes	
.....	476,064.40
TOTAL EXPENDITURES	\$623,104.40
Reserve for Uncollected Taxes..	\$34,460.00
GRAND TOTAL	\$657,564.40

REVENUES REALIZED IN 1967

Surplus revenue appropriated	\$65,000.00
Miscellaneous revenues realized ..	109,542.98
State aid revenues realized	3,404.00
Delinquent tax and lien collections ..	34,609.95
Current tax collections	440,675.46
Emergency borrowings
TOTAL REVENUES	\$653,232.39

CAPITAL OUTLAY (BY ORDINANCE) 1967

Beaches and boardwalks
Buildings and equipment
Parks and playgrounds
Sanitary sewers
Streets and roads
Water supply
Other purposes

TAXES

Local school taxes	\$361,552.89
County taxes	114,511.51
Special district taxes
Local purpose taxes	\$476,064.40
Veteran and senior citizen tax ...	23,590.00
Total tax levy (for rate purposes)	\$500,950.40
Per Capita Total Tax Levy ...	\$123.69
General tax rate
Adjusted business personalty tax rate	5.06
Adjusted general tax rate	2.82
Current Taxes	
1967 taxes levied (total)	\$507,890.13
Collected in 1967	440,675.46
Per cent of levy collected	86.76
Transferred to liens
Adjustments
Balance December 31, 1967	\$67,214.67
All Prior Years Taxes Outstanding	
Balance January 1, 1967	\$35,710.13
Collected in 1967	34,609.95
Adjustments
Balance December 31, 1967	\$1,100.18
Tax Title Liens Outstanding	
Balance January 1, 1967	\$4,482.61
Redeemed by cash
Adjustments
Balance December 31, 1967	\$4,482.61
Property Acquired by Deed or Foreclosure	
Balance January 1, 1967	\$8,001.00
Sale for cash	3,025.52
Adjustments
Balance December 31, 1967	\$4,975.48

CAPITAL DEBT, DECEMBER 31, 1967

Authorized—Issued and Unissued

	Gross Debt	Net Debt
School debt	\$1,277,342.00
Self-liquidating debt
Other capital debt
	\$1,277,342.00
Per Cent	6.08
Per Capita	\$315.39

Issued and Outstanding

School debt	\$782,873.00
Self-liquidating debt
Other capital debt
	\$782,873.00

Equalized Valuation Basis \$20,984,365.00

CURRENT FINANCES DECEMBER 31, 1967

Cash	\$252,736.34
Taxes receivable	68,314.85
Tax title liens	4,482.61
Foreclosed property	4,975.48
Other receivables	6,834.44
Emergencies and deferred charges ..	1,159.92
State road aid receivable
	\$338,502.74
Cash liabilities	\$31,882.76
Reserves for receivables	84,607.38
Surplus revenue	222,012.50
	\$338,502.74

SOUTH BELMAR BOROUGH—MONMOUTH COUNTY

Population U. S. Census, 1960—1,537
Estimated Population, 1967—1,590

Land Area 0.30 sq. mi.

Net Valuation Taxable \$8,684,850
Equalized Valuation \$10,460,249

EXPENDITURES FOR 1967

General Government	
Administrative and executive	\$23,974.57
Assessment and collection of taxes	5,487.00
Financial administration	2,840.00
Public Safety	
Fire protection	2,050.00
Police protection	44,854.00
Other protection
Civil defense and disaster control	100.00
Streets and Roads	
Repairs and maintenance	14,370.00
Street lighting	3,600.00
Sanitation	
Street cleaning
Garbage and trash removal	12,000.00
Sanitary sewers
Health and Welfare	
Health services	2,316.00
Welfare—public assistance	1,236.00
Hospitals
Recreation	
Beaches and boardwalks
Parks and playgrounds
Other recreational services	40.00
Education (excl. school districts)	
Libraries
Other educational services	300.00
Statutory Expenditures	7,850.70
Unclassified Purposes	50.00
Total Municipal Functions	\$121,068.27
Per Capita—Municipal Functions	\$76.14
Capital Improvements	8,600.00
Debt Service	
Principal payments
Interest payments
Per Capita—Debt Service
Deferred Charges	3,205.00
Total Municipal Expenditures	\$132,873.27
Required Payments for Local School, County, and Special District Taxes	
.....	205,998.44
TOTAL EXPENDITURES	\$338,871.71
Reserve for Uncollected Taxes...	\$30,425.00
GRAND TOTAL	\$369,296.71

REVENUES REALIZED IN 1967

Surplus revenue appropriated	\$37,400.00
Miscellaneous revenues realized	33,367.55
State aid revenues realized	8,117.00
Delinquent tax and lien collections	13,977.85
Current tax collections	270,279.55
Emergency borrowings

TOTAL REVENUES \$363,141.95

CAPITAL OUTLAY (BY ORDINANCE) 1967

Beaches and boardwalks
Buildings and equipment	\$3,488.31
Parks and playgrounds
Sanitary sewers
Streets and roads
Water supply
Other purposes
.....	<u><u>\$3,488.31</u></u>

TAXES

Local school taxes	\$145,976.00
County taxes	60,022.44
Special district taxes
.....	\$205,998.44
Local purpose taxes	85,100.00
Veteran and senior citizen tax	15,000.00
Total tax levy (for rate purposes)	\$306,098.44
Per Capita Total Tax Levy	
.....	\$192.51
General tax rate
Adjusted business personalty tax rate	3.684
Adjusted general tax rate	3.521
Current Taxes	
1967 taxes levied (total)	\$294,373.86
Collected in 1967	270,279.55
Per cent of levy collected	91.81
Transferred to liens	40.48
Adjustments
Balance December 31, 1967	\$24,053.83
All Prior Years Taxes Outstanding	
Balance January 1, 1967	\$14,193.67
Collected in 1967	13,977.85
Adjustments	+22.15
Balance December 31, 1967	\$377.97
Tax Title Liens Outstanding	
Balance January 1, 1967	\$321.78
Redeemed by cash
Adjustments	+40.48
Balance December 31, 1967	\$362.26
Property Acquired by Deed or Foreclosure	
Balance January 1, 1967	\$1,270.00
Sale for cash
Adjustments
Balance December 31, 1967	\$1,270.00

CAPITAL DEBT, DECEMBER 31, 1967

Authorized—Issued and Unissued

	Gross Debt	Net Debt
School debt
Self-liquidating debt
Other capital debt	\$49,200.00	\$49,200.00
.....	\$49,200.00	\$49,200.00
Per Cent	0.49	0.49
Per Capita	\$30.94	\$30.94

Issued and Outstanding

School debt
Self-liquidating debt
Other capital debt
.....

Equalized Valuation Basis \$9,903,084.00

CURRENT FINANCES DECEMBER 31, 1967

Cash	\$68,209.36
Taxes receivable	24,291.80
Tax title liens	362.26
Foreclosed property	1,270.00
Other receivables	3,455.90
Emergencies and deferred charges	1,056.27
State road aid receivable	7,653.99
.....	<u><u>\$106,299.58</u></u>
Cash liabilities	\$36,197.12
Reserves for receivables	29,379.96
Surplus revenue	40,722.50
.....	<u><u>\$106,299.58</u></u>

SOUTH BOUND BROOK BOROUGH—SOMERSET COUNTY

Population U. S. Census, 1960—3,626
Estimated Population, 1967—4,610

Land Area 0.90 sq. mi.

Net Valuation Taxable \$8,002,200
Equalized Valuation \$21,634,058

EXPENDITURES FOR 1967

General Government	
Administrative and executive	\$26,178.83
Assessment and collection of taxes	24,600.00
Financial administration	2,850.00
Public Safety	
Fire protection	13,800.00
Police protection	70,800.00
Other protection	1,700.00
Civil defense and disaster control	800.00
Streets and Roads	
Repairs and maintenance	25,522.20
Street lighting	7,198.71
Sanitation	
Street cleaning
Garbage and trash removal	18,345.90
Sanitary sewers	38,991.13
Health and Welfare	
Health services	5,000.00
Welfare—public assistance	2,754.43
Hospitals	500.00
Recreation	
Beaches and boardwalks
Parks and playgrounds	1,286.80
Other recreational services	2,650.00
Education (excl. school districts)	
Libraries
Other educational services
Statutory Expenditures	13,182.00
Unclassified Purposes	1,000.00
Total Municipal Functions	\$257,160.00
Per Capita—Municipal Functions	\$55.78
Capital Improvements	12,400.00
Debt Service	11,900.00
Principal payments	\$11,000.00
Interest payments	900.00
Per Capita—Debt Service	\$2.58
Deferred Charges
Total Municipal Expenditures	\$281,460.00
Required Payments for Local School, County, and Special District Taxes	
	604,222.49
TOTAL EXPENDITURES	\$885,682.49
Reserve for Uncollected Taxes	\$53,663.19
GRAND TOTAL	\$939,345.68

REVENUES REALIZED IN 1967

Surplus revenue appropriated	\$50,000.00
Miscellaneous revenues realized ..	65,888.35
State aid revenues realized	9,802.00
Delinquent tax and lien collections ..	19,382.90
Current tax collections	765,783.93
Emergency borrowings

TOTAL REVENUES \$910,857.18

CAPITAL OUTLAY (BY ORDINANCE) 1967

Beaches and boardwalks
Buildings and equipment	\$22,644.50
Parks and playgrounds
Sanitary sewers
Streets and roads	8,099.10
Water supply
Other purposes
	\$30,743.60

TAXES

Local school taxes	\$516,724.19
County taxes	87,498.80
Special district taxes
	\$604,222.49
Local purpose taxes	190,057.73
Veteran and senior citizen tax	22,790.00
Total tax levy (for rate purposes)	\$817,070.22
Per Capita Total Tax Levy	\$177.24
General tax rate
Adjusted business personalty tax rate	20.30
Adjusted general tax rate	9.73
Current Taxes	
1967 taxes levied (total)	\$795,984.43
Collected in 1967	765,783.93
Per cent of levy collected	96.20
Transferred to liens	720.02
Adjustments	38.92
Balance December 31, 1967	\$29,441.56
All Prior Years Taxes Outstanding	
Balance January 1, 1967	\$20,860.83
Collected in 1967	19,158.93
Adjustments	—686.68
Balance December 31, 1967	\$1,015.22
Tax Title Liens Outstanding	
Balance January 1, 1967	\$4,422.52
Redeemed by cash	223.97
Adjustments	—720.02
Balance December 31, 1967	\$4,918.57
Property Acquired by Deed or Foreclosure	
Balance January 1, 1967	\$6,210.00
Sale for cash
Adjustments
Balance December 31, 1967	\$6,210.00

CAPITAL DEBT, DECEMBER 31, 1967

Authorized—Issued and Unissued

	Gross Debt	Net Debt
School debt	\$772,000.00	\$176,507.00
Self-liquidating debt
Other capital debt	93,525.00	93,525.00
	\$865,525.00	\$270,032.00
Per Cent	4.36	1.36
Per Capita	\$187.75	\$58.58

Issued and Outstanding

School debt	\$772,000.00
Self-liquidating debt
Other capital debt	93,525.00
	\$865,525.00

Equalized Valuation Basis \$19,849,762.00

CURRENT FINANCES DECEMBER 31, 1967

Cash	\$51,379.56
Taxes receivable	30,456.78
Tax title liens	4,918.57
Foreclosed property	6,210.00
Other receivables	1,314.46
Emergencies and deferred charges ..	17,200.00
State road aid receivable	9,802.00
	\$121,281.37
Cash liabilities	\$12,094.53
Reserves for receivables	42,899.81
Surplus revenue	66,287.03
	\$121,281.37

SOUTH BRUNSWICK TOWNSHIP—MIDDLESEX COUNTY

Population U. S. Census, 1960—10,278
Estimated Population, 1967—12,820

Land Area 41.40 sq. mi.

Net Valuation Taxable \$51,680,853
Equalized Valuation \$99,949,360

EXPENDITURES FOR 1967

General Government	
Administrative and executive	\$146,330.00
Assessment and collection of taxes	39,871.00
Financial administration	6,975.00
Public Safety	
Fire protection	37,720.00
Police protection	188,116.00
Other protection	15,700.00
Civil defense and disaster control	4,775.00
Streets and Roads	
Repairs and maintenance	164,674.00
Street lighting	24,500.00
Sanitation	
Street cleaning	
Garbage and trash removal	22,207.00
Sanitary sewers	
Health and Welfare	
Health services	18,051.00
Welfare—public assistance	13,828.00
Hospitals	1,500.00
Recreation	
Beaches and boardwalks	
Parks and playgrounds	
Other recreational services	28,402.00
Education (excl. school districts)	
Libraries	61,190.00
Other educational services	
Statutory Expenditures	
	18,835.00
Unclassified Purposes	
Total Municipal Functions	\$792,674.00
Per Capita—Municipal Functions	
	\$61.83
Capital Improvements	
	73,190.36
Debt Service	
Principal payments ..	\$25,000.00
Interest payments ..	3,692.50
Per Capita—Debt Service	
	\$2.24
Deferred Charges	
	890,332.46
Total Municipal Expenditures	\$1,784,889.32
Required Payments for Local School, County, and Special District Taxes	
	1,838,571.90
TOTAL EXPENDITURES	\$3,623,461.22
Reserve for Uncollected Taxes...	
	\$198,895.04
GRAND TOTAL	\$3,822,356.26

REVENUES REALIZED IN 1967

Surplus revenue appropriated	\$70,000.00
Miscellaneous revenues realized ..	400,184.74
State aid revenues realized	51,691.15
Delinquent tax and lien collections ..	117,342.33
Current tax collections	3,180,869.13
Emergency borrowings	
TOTAL REVENUES	\$3,820,087.35

CAPITAL OUTLAY (BY ORDINANCE) 1967

Beaches and boardwalks	
Buildings and equipment	\$881.00
Parks and playgrounds	4,400.00
Sanitary sewers	
Streets and roads	
Water supply	158,297.34
Other purposes	
	\$163,578.34

TAXES

Local school taxes	\$1,338,188.00
County taxes	500,383.90
Special district taxes	
	\$1,838,571.90
Local purpose taxes	1,375,923.85
Veteran and senior citizen tax ...	74,810.00
Total tax levy (for rate purposes)	\$3,289,305.75
Per Capita Total Tax Levy ...	
	\$256.58
General tax rate	
Adjusted business personality tax rate	8.49
Adjusted general tax rate	6.13
Current Taxes	
1967 taxes levied (total)	\$3,241,933.03
Collected in 1967	3,180,869.13
Per cent of levy collected	98.11
Transferred to liens	
Adjustments	
Balance December 31, 1967	\$61,063.90
All Prior Years Taxes Outstanding	
Balance January 1, 1967	\$101,358.00
Collected in 1967	106,527.77
Adjustments	+7,090.05
Balance December 31, 1967	\$1,920.28
Tax Title Liens Outstanding	
Balance January 1, 1967	\$21,537.39
Redeemed by cash	10,814.56
Adjustments	
Balance December 31, 1967	\$10,722.83
Property Acquired by Deed or Foreclosure	
Balance January 1, 1967	\$5,910.00
Sale for cash	
Adjustments	
Balance December 31, 1967	\$5,910.00

CAPITAL DEBT, DECEMBER 31, 1967

Authorized—Issued and Unissued

	Gross Debt	Net Debt
School debt	\$4,414,000.00	\$874,471.00
Self-liquidating debt ..		
Other capital debt	957,000.00	957,000.00
	\$5,371,000.00	\$1,831,471.00
Per Cent	6.06	2.06
Per Capita	\$418.95	\$142.86

Issued and Outstanding

School debt	\$2,254,000.00
Self-liquidating debt	
Other capital debt	578,000.00
	\$2,832,000.00

Equalized Valuation Basis \$88,488,231.00

CURRENT FINANCES DECEMBER 31, 1967

Cash	\$965,842.99
Taxes receivable	62,984.18
Tax title liens	10,722.83
Foreclosed property	5,910.00
Other receivables	3,638.05
Emergencies and deferred charges ..	22,069.36
State road aid receivable	54,822.78
	\$1,125,990.19
Cash liabilities	\$97,591.09
Reserves for receivables	83,255.06
Surplus revenue	945,144.04
	\$1,125,990.19

SOUTH HACKENSACK TOWNSHIP—BERGEN COUNTY

Population U. S. Census, 1960—1,841
Estimated Population, 1967—2,350

Land Area 0.50 sq. mi.

Net Valuation Taxable \$44,460,718
Equalized Valuation \$47,127,186

EXPENDITURES FOR 1967

General Government	
Administrative and executive	\$64,743.47
Assessment and collection of taxes	23,410.84
Financial administration	3,100.00
Public Safety	
Fire protection	32,957.26
Police protection	136,935.32
Other protection	3,500.00
Civil defense and disaster control	250.00
Streets and Roads	
Repairs and maintenance	55,086.76
Street lighting	4,981.92
Sanitation	
Street cleaning	17,500.00
Garbage and trash removal	40,364.28
Sanitary sewers	
Health and Welfare	
Health services	6,306.83
Welfare—public assistance	3,800.00
Hospitals	
Recreation	
Beaches and boardwalks	
Parks and playgrounds	
Other recreational services	771.50
Education (excl. school districts)	
Libraries	1,661.82
Other educational services	
Statutory Expenditures	24,080.00
Unclassified Purposes	100.00
Total Municipal Functions	\$419,550.00
Per Capita—Municipal Functions	\$178.53
Capital Improvements	13,000.00
Debt Service	59,475.55
Principal payments ..	\$45,000.00
Interest payments ..	14,475.55
Per Capita—Debt Service	\$25.31
Deferred Charges	30,000.00
Total Municipal Expenditures	\$522,025.55
Required Payments for Local School, County, and Special District Taxes	
	513,195.28
TOTAL EXPENDITURES	\$1,035,220.83
Reserve for Uncollected Taxes...	\$36,230.26
GRAND TOTAL	\$1,071,451.09

REVENUES REALIZED IN 1967

Surplus revenue appropriated	\$55,000.00
Miscellaneous revenues realized ..	105,128.23
State aid revenues realized	10,185.00
Delinquent tax and lien collections ..	22,492.71
Current tax collections	858,537.57
Emergency borrowings	

TOTAL REVENUES \$1,051,343.51

CAPITAL OUTLAY (BY ORDINANCE) 1967

Beaches and boardwalks	
Buildings and equipment	\$18,150.35
Parks and playgrounds	
Sanitary sewers	
Streets and roads	3,993.15
Water supply	
Other purposes	
	\$22,143.50

TAXES

Local school taxes	\$354,257.50
County taxes	158,937.78
Special district taxes	
	\$513,195.28
Local purpose taxes	358,470.81
Veteran and senior citizen tax ...	13,180.00
Total tax levy (for rate purposes)	\$884,846.09
Per Capita Total Tax Levy ...	
General tax rate	
Adjusted business personalty tax rate	3.28
Adjusted general tax rate	1.77
Current Taxes	
1967 taxes levied (total)	\$887,562.58
Collected in 1967	858,537.57
Per cent of levy collected	96.72
Transferred to liens	
Adjustments	614.60
Balance December 31, 1967	\$28,410.41
All Prior Years Taxes Outstanding	
Balance January 1, 1967	\$30,538.85
Collected in 1967	22,492.71
Adjustments	—289.94
Balance December 31, 1967	\$7,756.20
Tax Title Liens Outstanding	
Balance January 1, 1967	
Redeemed by cash	
Adjustments	
Balance December 31, 1967	
Property Acquired by Deed or Foreclosure	
Balance January 1, 1967	\$2,875.00
Sale for cash	
Adjustments	
Balance December 31, 1967	\$2,875.00

CAPITAL DEBT, DECEMBER 31, 1967

Authorized—Issued and Unissued		
	Gross Debt	Net Debt
School debt	\$365,000.00	
Self-liquidating debt ..		
Other capital debt	469,375.00	\$469,375.00
	\$834,375.00	\$469,375.00
Per Cent	2.12	1.19
Per Capita	\$355.05	\$199.73
Issued and Outstanding		
School debt	\$365,000.00	
Self-liquidating debt		
Other capital debt		418,000.00
		\$783,000.00

Equalized Valuation Basis \$39,332,612.00

CURRENT FINANCES DECEMBER 31, 1967

Cash	\$77,243.07
Taxes receivable	36,166.61
Tax title liens	
Foreclosed property	2,875.00
Other receivables	137.70
Emergencies and deferred charges ..	37,681.34
State road aid receivable	10,892.83
	\$164,996.55
Cash liabilities	\$52,434.51
Reserves for receivables	39,179.31
Surplus revenue	73,382.73
	\$164,996.55

SOUTH HARRISON TOWNSHIP—GLOUCESTER COUNTY

Population U. S. Census, 1960—974
Estimated Population, 1967—1,160

Land Area 15.81 sq. mi.

Net Valuation Taxable \$1,286,026
Equalized Valuation \$5,115,424

EXPENDITURES FOR 1967

General Government	
Administrative and executive	\$5,400.00
Assessment and collection of taxes	3,600.00
Financial administration	1,400.00
Public Safety	
Fire protection	1,500.00
Police protection	1,100.00
Other protection	500.00
Civil defense and disaster control	100.00
Streets and Roads	
Repairs and maintenance	12,100.00
Street lighting	500.00
Sanitation	
Street cleaning
Garbage and trash removal
Sanitary sewers
Health and Welfare	
Health services	150.00
Welfare—public assistance	700.00
Hospitals
Recreation	
Beaches and boardwalks
Parks and playgrounds
Other recreational services
Education (excl. school districts)	
Libraries
Other educational services
Statutory Expenditures	650.00
Unclassified Purposes	200.00
Total Municipal Functions	\$27,900.00
Per Capita—Municipal Functions	\$24.05
Capital Improvements	13,200.00
Debt Service	
Principal payments
Interest payments
Per Capita—Debt Service
Deferred Charges
Total Municipal Expenditures	\$41,100.00
Required Payments for Local School, County, and Special District Taxes	172,108.23
TOTAL EXPENDITURES	\$213,208.23
Reserve for Uncollected Taxes...	\$24,474.60
GRAND TOTAL	\$237,682.83

REVENUES REALIZED IN 1967

Surplus revenue appropriated	\$16,170.60
Miscellaneous revenues realized ..	20,704.00
State aid revenues realized	15,804.00
Delinquent tax and lien collections ..	18,881.57
Current tax collections	161,387.35
Emergency borrowings

TOTAL REVENUES \$232,047.52

CAPITAL OUTLAY (BY ORDINANCE) 1967

Beaches and boardwalks
Buildings and equipment
Parks and playgrounds
Sanitary sewers
Streets and roads
Water supply
Other purposes

TAXES

Local school taxes	\$149,922.93
County taxes	22,185.00
Special district taxes
Total	\$172,108.23
Local purpose taxes	6,000.00
Veteran and senior citizen tax ...	4,480.00
Total tax levy (for rate purposes)	\$182,588.23
Per Capita Total Tax Levy	\$157.40
General tax rate
Adjusted business personalty tax rate	37.61
Adjusted general tax rate	13.63
Current Taxes	
1967 taxes levied (total)	\$179,617.76
Collected in 1967	161,387.35
Per cent of levy collected	89.85
Transferred to liens	589.51
Adjustments
Balance December 31, 1967	\$17,640.90
All Prior Years Taxes Outstanding	
Balance January 1, 1967	\$20,163.37
Collected in 1967	18,876.57
Adjustments	—69.68
Balance December 31, 1967	\$1,217.12
Tax Title Liens Outstanding	
Balance January 1, 1967	\$1,069.11
Redeemed by cash	5.00
Adjustments	+659.19
Balance December 31, 1967	\$1,723.30
Property Acquired by Deed or Foreclosure	
Balance January 1, 1967
Sale for cash
Adjustments
Balance December 31, 1967

CAPITAL DEBT, DECEMBER 31, 1967

Authorized—Issued and Unissued		
	Gross Debt	Net Debt
School debt	\$200,437.00
Self-liquidating debt
Other capital debt
	\$200,437.00
Per Cent	4.19
Per Capita	\$172.79
Issued and Outstanding		
School debt	\$200,437.00
Self-liquidating debt
Other capital debt
	\$200,437.00

Equalized Valuation Basis \$4,778,956.00

CURRENT FINANCES DECEMBER 31, 1967

Cash	\$97,716.67
Taxes receivable	20,188.72
Tax title liens	1,723.30
Foreclosed property
Other receivables	1,331.78
Emergencies and deferred charges ..	19,092.00
State road aid receivable
	\$140,052.47
Cash liabilities	\$29,993.11
Reserves for receivables	23,243.80
Surplus revenue	86,815.56
	\$140,052.47

SOUTH ORANGE VILLAGE—ESSEX COUNTY

Population U. S. Census, 1960—16,175
Estimated Population, 1967—17,540

Land Area 2.70 sq. mi.

Net Valuation Taxable \$135,235,000
Equalized Valuation \$146,264,624

EXPENDITURES FOR 1967

General Government	
Administrative and executive	\$210,004.00
Assessment and collection of taxes ..	44,697.00
Financial administration	36,836.00
Public Safety	
Fire protection	362,474.00
Police protection	532,165.00
Other protection	21,831.00
Civil defense and disaster control ..	6,540.00
Streets and Roads	
Repairs and maintenance	190,281.56
Street lighting	49,700.00
Sanitation	
Street cleaning	1,500.00
Garbage and trash removal	48,738.00
Sanitary sewers	
Health and Welfare	
Health services	52,774.00
Welfare—public assistance	5,591.00
Hospitals	9,235.00
Recreation	
Beaches and boardwalks	
Parks and playgrounds	93,891.00
Other recreational services	12,300.00
Education (excl. school districts)	
Libraries	122,055.00
Other educational services	
Statutory Expenditures	
Unclassified Purposes	208,465.00
	14,000.00
Total Municipal Functions	\$2,023,077.56
Per Capita—Municipal Functions	\$115.34
Capital Improvements	148,922.22
Debt Service	59,994.25
Principal payments .. \$44,000.00	
Interest payments .. 15,994.25	
Per Capita—Debt Service	\$3.42
Deferred Charges	3,500.00
Total Municipal Expenditures	\$2,235,494.03
Required Payments for Local School, County, and Special District Taxes	3,943,962.80
TOTAL EXPENDITURES	\$6,179,456.83
Reserve for Uncollected Taxes...	\$334,828.05
GRAND TOTAL	\$6,514,284.88

REVENUES REALIZED IN 1967

Surplus revenue appropriated	\$315,000.00
Miscellaneous revenues realized ..	572,091.76
State aid revenues realized	75,948.32
Delinquent tax and lien collections ..	125,068.92
Current tax collections	5,400,408.37
Emergency borrowings	
TOTAL REVENUES	\$6,488,517.37

CAPITAL OUTLAY (BY ORDINANCE) 1967

Beaches and boardwalks	
Buildings and equipment	\$200,858.41
Parks and playgrounds	11,681.07
Sanitary sewers	
Streets and roads	51,444.13
Water supply	31,253.92
Other purposes	7,743.68
	\$302,981.21

TAXES

Local school taxes	\$2,437,222.08
County taxes	1,506,740.72
Special district taxes	
	\$3,943,962.80
Local purpose taxes	1,614,571.92
Veteran and senior citizen tax ...	75,110.00
Total tax levy (for rate purposes)	\$5,633,644.72
Per Capita Total Tax Levy ...	
General tax rate	
Adjusted business personalty tax rate	4.43
Adjusted general tax rate	4.16
Current Taxes	
1967 taxes levied (total)	\$5,586,054.38
Collected in 1967	5,400,408.37
Per cent of levy col-lected	96.67
Transferred to liens	1,260.40
Adjustments	13,704.48
Balance December 31, 1967	\$170,681.13
All Prior Years Taxes Outstanding	
Balance January 1, 1967	\$129,900.61
Collected in 1967	124,316.73
Adjustments	2,026.54
Balance December 31, 1967	\$3,557.34
Tax Title Liens Outstanding	
Balance January 1, 1967	\$5,243.18
Redeemed by cash	752.19
Adjustments	+3,287.10
Balance December 31, 1967	\$7,778.09

Property Acquired by Deed or Foreclosure

Balance January 1, 1967	\$400.00
Sale for cash	
Adjustments	
Balance December 31, 1967	\$400.00

CAPITAL DEBT, DECEMBER 31, 1967

Authorized—Issued and Unissued

	Gross Debt	Net Debt
School debt	\$2,563,245.00	
Self-liquidating debt ..	491,000.00	
Other capital debt	1,301,984.00	\$1,301,984.00
	\$4,356,229.00	\$1,301,984.00
Per Cent	3.07	0.91
Per Capita	\$248.36	\$74.23

Issued and Outstanding

School debt	\$1,993,635.00
Self-liquidating debt	376,000.00
Other capital debt	909,481.00
	\$3,279,116.00

Equalized Valuation Basis \$141,657,518.00

CURRENT FINANCES DECEMBER 31, 1967

Cash	\$864,009.43
Taxes receivable	174,238.47
Tax title liens	7,778.09
Foreclosed property	400.00
Other receivables	
Emergencies and deferred charges ..	27,000.00
State road aid receivable	95,504.46
	\$1,168,930.45
Cash liabilities	\$328,119.13
Reserves for receivables	182,416.56
Surplus revenue	658,394.76
	\$1,168,930.45

SOUTH PLAINFIELD BOROUGH—MIDDLESEX COUNTY

Population U. S. Census, 1960—17,879
Estimated Population, 1967—21,210

Land Area 8.20 sq. mi.

Net Valuation Taxable \$72,626,405
Equalized Valuation \$145,596,265

EXPENDITURES FOR 1967

General Government	
Administrative and executive	\$215,939.75
Assessment and collection of taxes	55,977.40
Financial administration	30,440.92
Public Safety	
Fire protection	89,908.20
Police protection	368,735.30
Other protection	20,209.63
Civil defense and disaster control	2,000.00
Streets and Roads	
Repairs and maintenance	352,991.60
Street lighting	53,500.00
Sanitation	
Street cleaning
Garbage and trash removal
Sanitary sewers
Health and Welfare	
Health services	53,597.01
Welfare—public assistance	15,110.00
Hospitals
Recreation	
Beaches and boardwalks
Parks and playgrounds
Other recreational services	30,640.00
Education (excl. school districts)	
Libraries	60,000.00
Other educational services	3,000.00
Statutory Expenditures	80,521.99
Unclassified Purposes	2,500.00
Total Municipal Functions	\$1,435,071.80
Per Capita—Municipal Functions	\$67.66
Capital Improvements	78,688.00
Debt Service	211,201.75
Principal payments	\$132,000.00
Interest payments	79,201.75
Per Capita—Debt Service	\$9.96
Deferred Charges	68,009.87
Total Municipal Expenditures	\$1,792,971.42
Required Payments for Local School, County, and Special District Taxes	
	3,385,099.88
TOTAL EXPENDITURES	\$5,178,071.30
Reserve for Uncollected Taxes...	\$148,723.70
GRAND TOTAL	\$5,326,795.00

REVENUES REALIZED IN 1967

Surplus revenue appropriated	\$200,000.00
Miscellaneous revenues realized	1,249,615.37
State aid revenues realized	72,924.29
Delinquent tax and lien collections	81,983.29
Current tax collections	4,179,386.15
Emergency borrowings
TOTAL REVENUES	\$5,783,909.10

CAPITAL OUTLAY (BY ORDINANCE) 1967

Beaches and boardwalks
Buildings and equipment	\$60,651.14
Parks and playgrounds
Sanitary sewers	103,206.39
Streets and roads	267,806.77
Water supply
Other purposes	157,425.51
	\$589,089.81

TAXES

Local school taxes	\$2,656,932.50	
County taxes	728,167.38	
Special district taxes	
	\$3,385,099.88	
Local purpose taxes	816,570.83	
Veteran and senior citizen tax ...	131,640.00	
Total tax levy (for rate purposes)	\$4,333,310.71	
Per Capita Total Tax Levy ...	\$204.31	
General tax rate	
Adjusted business personality tax rate	7.03	
Adjusted general tax rate	5.90	
Current Taxes		
1967 taxes levied (total)	\$4,338,279.27	
Collected in 1967	4,179,386.15	
Per cent of levy collected	96.33	
Transferred to liens	
Adjustments	17,222.21	
Balance December 31, 1967	\$141,670.91	
All Prior Years Taxes Outstanding		
Balance January 1, 1967	\$122,365.27	
Collected in 1967	79,339.54	
Adjustments	
Balance December 31, 1967	\$43,025.73	
Tax Title Liens Outstanding		
Balance January 1, 1967	\$80,371.18	
Redeemed by cash	2,643.75	
Adjustments	
Balance December 31, 1967	\$77,727.43	
Property Acquired by Deed or Foreclosure		
Balance January 1, 1967	\$248,090.37	
Sale for cash	302,072.28	
Adjustments	+302,072.28	
Balance December 31, 1967	\$248,090.37	
CAPITAL DEBT, DECEMBER 31, 1967		
Authorized—Issued and Unissued		
	Gross Debt Net Debt	
School debt	\$3,277,000.00	
Self-liquidating debt	4,098,000.00	
Other capital debt	2,882,235.00	\$2,882,235.00
	\$10,257,235.00	\$2,882,235.00
Per Cent	8.16	2.29
Per Capita	\$483.60	\$135.89
Issued and Outstanding		
School debt	\$3,277,000.00	
Self-liquidating debt	3,850,000.00	
Other capital debt	2,597,000.00	
	\$9,724,000.00	
Equalized Valuation Basis		
	\$125,584,284.00	
CURRENT FINANCES DECEMBER 31, 1967		
Cash	\$746,933.20	
Taxes receivable	184,696.64	
Tax title liens	77,727.43	
Foreclosed property	248,090.37	
Other receivables	283,886.57	
Emergencies and deferred charges ..	14,000.00	
State road aid receivable	55,920.00	
	\$1,611,254.21	
Cash liabilities	\$201,291.21	
Reserves for receivables	794,401.01	
Surplus revenue	615,561.99	
	\$1,611,254.21	

SOUTH RIVER BOROUGH—MIDDLESEX COUNTY

Population U. S. Census, 1960—13,397
Estimated Population, 1967—16,500

Land Area 2.80 sq. mi.

Net Valuation Taxable \$38,157,658
Equalized Valuation \$79,469,172

EXPENDITURES FOR 1967

General Government	
Administrative and executive	\$92,685.00
Assessment and collection of taxes	38,475.00
Financial administration	3,200.00
Public Safety	
Fire protection	22,065.00
Police protection	209,400.00
Other protection	1,915.00
Civil defense and disaster control	1,250.00
Streets and Roads	
Repairs and maintenance	120,715.00
Street lighting	32,400.00
Sanitation	
Street cleaning	9,012.00
Garbage and trash removal	74,550.00
Sanitary sewers	99,948.98
Health and Welfare	
Health services	19,115.00
Welfare—public assistance	4,925.00
Hospitals	1,350.00
Recreation	
Beaches and boardwalks
Parks and playgrounds
Other recreational services	34,427.00
Education (excl. school districts)	
Libraries	8,500.00
Other educational services	2,500.00
Statutory Expenditures	61,762.91
Unclassified Purposes	4,000.00
Total Municipal Functions	\$842,195.89
Per Capita—Municipal Functions	
Capital Improvements	\$51.04
Debt Service	63,498.50
Principal payments	\$39,000.00
Interest payments	24,498.50
Per Capita—Debt Service	
Deferred Charges	\$3.85
Debt Service	1,532.91
Total Municipal Expenditures	\$947,227.30
Required Payments for Local School, County, and Special District Taxes	
.....	1,541,536.01
TOTAL EXPENDITURES	\$2,488,763.31
Reserve for Uncollected Taxes	\$100,241.21
GRAND TOTAL	\$2,589,004.52

REVENUES REALIZED IN 1967

Surplus revenue appropriated	\$33,000.00
Miscellaneous revenues realized ..	462,129.53
State aid revenues realized	31,772.00
Delinquent tax and lien collections ..	65,945.85
Current tax collections	1,918,248.62
Emergency borrowings

TOTAL REVENUES \$2,511,096.00

CAPITAL OUTLAY (BY ORDINANCE) 1967

Benches and boardwalks
Buildings and equipment	\$21,584.02
Parks and playgrounds
Sanitary sewers	166,510.35
Streets and roads	35,606.89
Water supply	74,373.26
Other purposes
TOTAL	\$298,074.52

TAXES

Local school taxes	\$1,145,482.69
County taxes	396,053.32
Special district taxes
.....	\$1,541,536.01
Local purpose taxes	449,341.51
Veteran and senior citizen tax ...	103,110.00
Total tax levy (for rate purposes) ..	\$2,093,987.52
Per Capita Total Tax Levy ...	
.....	\$126.91
General tax rate
Adjusted business personalty tax rate	10.50
Adjusted general tax rate	5.36
Current Taxes	
1967 taxes levied (total)	\$2,001,858.49
Collected in 1967	1,918,248.62
Per cent of levy collected	95.82
Transferred to liens	1,205.04
Adjustments	3,380.83
Balance December 31, 1967	\$79,024.00
All Prior Years Taxes Outstanding	
Balance January 1, 1967	\$117,804.18
Collected in 1967	65,945.85
Adjustments	—3,712.48
Balance December 31, 1967	\$48,145.85
Tax Title Liens Outstanding	
Balance January 1, 1967	\$6,370.83
Redeemed by cash
Adjustments	+1,522.78
Balance December 31, 1967	\$7,893.61
Property Acquired by Deed or Foreclosure	
Balance January 1, 1967	\$56,900.00
Sale for cash	3,376.00
Adjustments	+1,781.00
Balance December 31, 1967	\$55,305.00

CAPITAL DEBT, DECEMBER 31, 1967

Authorized—Issued and Unissued

	Gross Debt	Net Debt
School debt	\$1,178,000.00
Self-liquidating debt ..	805,000.00
Other capital debt	972,944.00	\$972,944.00
	\$2,955,944.00	\$972,944.00
Per Cent	4.08	1.34
Per Capita	\$179.15	\$58.97

Issued and Outstanding

School debt	\$1,178,000.00
Self-liquidating debt	630,000.00
Other capital debt	799,000.00
TOTAL	\$2,607,000.00

Equalized Valuation Basis \$72,419,993.00

CURRENT FINANCES DECEMBER 31, 1967

Cash	\$127,655.00
Taxes receivable	127,169.85
Tax title liens	7,893.61
Foreclosed property	55,305.00
Other receivables	2,070.72
Emergencies and deferred charges ..	5,401.25
State road aid receivable	35,238.61
TOTAL	\$360,734.04
Cash liabilities	\$107,019.91
Reserves for receivables	192,439.18
Surplus revenue	61,274.95
TOTAL	\$360,734.04

SOUTH TOMS RIVER BOROUGH—OCEAN COUNTY

Population U. S. Census, 1960—1,603
Estimated Population, 1967—3,370

Land Area 1.40 sq. mi.

Net Valuation Taxable \$11,631,820
Equalized Valuation \$13,333,803

EXPENDITURES FOR 1967

General Government

Administrative and executive	\$21,310.00
Assessment and collection of taxes	3,425.00
Financial administration	1,750.00

Public Safety

Fire protection	3,581.00
Police protection	9,086.00
Other protection	500.00
Civil defense and disaster control	600.00

Streets and Roads

Repairs and maintenance	4,650.00
Street lighting	5,200.00

Sanitation

Street cleaning
Garbage and trash removal	14,900.00
Sanitary sewers

Health and Welfare

Health services	1,839.00
Welfare—public assistance	4,820.00
Hospitals	300.00

Recreation

Beaches and boardwalks
Parks and playgrounds
Other recreational services	1,000.00

Education (excl. school districts)

Libraries
Other educational services

Statutory Expenditures

1,000.00

Unclassified Purposes

1,400.00

Total Municipal Functions \$75,361.00

Per Capita—Municipal Functions \$22.36

Capital Improvements

8,050.00

Debt Service

5,702.00

Principal payments .. \$5,000.00

Interest payments .. 702.00

Per Capita—Debt Service \$1.69

Deferred Charges

3,000.00

Total Municipal Expenditures \$92,113.00

Required Payments for Local

School, County, and Special

District Taxes

281,812.85

TOTAL EXPENDITURES \$373,925.85

Reserve for Uncollected Taxes...

\$16,410.00

GRAND TOTAL \$390,335.85

REVENUES REALIZED IN 1967

Surplus revenue appropriated	\$26,000.00
Miscellaneous revenues realized ..	57,990.08
State aid revenues realized	5,631.00
Delinquent tax and lien collections ..	19,833.80
Current tax collections	283,041.82
Emergency borrowings

TOTAL REVENUES \$392,496.70

CAPITAL OUTLAY (BY ORDINANCE) 1967

Beaches and boardwalks
Buildings and equipment	\$14,500.00
Parks and playgrounds
Sanitary sewers
Streets and roads
Water supply
Other purposes
	\$14,500.00

TAXES

Local school taxes	\$211,279.04
County taxes	70,533.81
Special district taxes

\$281,812.85

18,300.00

20,250.00

Total tax levy (for rate purposes) \$320,362.85

Per Capita Total Tax Levy ... \$95.06

General tax rate

Adjusted business personalty tax

rate .. 4.04

Adjusted general tax rate .. 2.71

Current Taxes

1967 taxes levied (total)

\$301,716.13

Collected in 1967

283,041.82

Per cent of levy col-

lected .. 93.81

Transferred to Liens

Adjustments

Balance December 31, 1967

\$18,674.49

All Prior Years Taxes Outstanding

Balance January 1, 1967

\$12,996.38

Collected in 1967

12,303.18

Adjustments

—25.39

Balance December 31, 1967

\$667.81

Tax Title Liens Outstanding

Balance January 1, 1967

\$10,522.22

Redeemed by cash

7,530.62

Adjustments

+57.94

Balance December 31, 1967

\$3,049.54

Property Acquired by Deed or

Foreclosure

Balance January 1, 1967

\$600.00

Sale for cash

.....

Adjustments

Balance December 31, 1967

\$600.00

CAPITAL DEBT, DECEMBER 31, 1967

Authorized—Issued and Unissued

	Gross Debt	Net Debt
School debt	\$478,074.00
Self-liquidating debt
Other capital debt ..	21,000.00	\$21,000.00
	\$499,074.00	\$21,000.00

Per Cent

3.97

Per Capita

\$148.09 \$6.23

Issued and Outstanding

School debt	\$351,461.00
Self-liquidating debt
Other capital debt	21,000.00
	\$372,461.00

Equalized Valuation Basis \$12,550,045.00

CURRENT FINANCES DECEMBER 31, 1967

Cash	\$139,609.58
Taxes receivable	19,342.30
Tax title liens	3,049.54
Foreclosed property	600.00
Other receivables	272.87
Emergencies and deferred charges
State road aid receivable	4,673.00
	\$167,547.29
Cash liabilities	\$119,226.61
Reserves for receivables	23,264.71
Surplus revenue	25,055.97
	\$167,547.29

SPARTA TOWNSHIP—SUSSEX COUNTY

Population U. S. Census, 1960—6,717
Estimated Population, 1967—8,840

Land Area 38.80 sq. mi.

Net Valuation Taxable \$58,476,815
Equalized Valuation \$79,872,369

EXPENDITURES FOR 1967

General Government

Administrative and executive	\$116,312.39
Assessment and collection of taxes ..	32,335.00
Financial administration	3,800.00

Public Safety

Fire protection	19,400.00
Police protection	155,685.00
Other protection	5,000.00
Civil defense and disaster control ..	1,950.00

Streets and Roads

Repairs and maintenance	161,265.00
Street lighting	13,850.00

Sanitation

Street cleaning	20,300.00
Garbage and trash removal	5,800.00
Sanitary sewers	

Health and Welfare

Health services	12,872.00
Welfare—public assistance	1,450.00
Hospitals	

Recreation

Beaches and boardwalks	
Parks and playgrounds	3,864.00
Other recreational services	10,908.00

Education (excl. school districts)

Libraries	23,167.00
Other educational services	1,200.00

Statutory Expenditures

36,971.00

Unclassified Purposes

100.00

Total Municipal Functions \$626,229.39

Per Capita—Municipal Functions

\$70.84

Capital Improvements

104,750.00

Debt Service

14,085.00

Principal payments ..	\$9,000.00
Interest payments ..	5,085.00

Per Capita—Debt Service

\$1.59

Deferred Charges

25,770.10

Total Municipal Expenditures \$770,834.49

Required Payments for Local

School, County, and Special	
District Taxes	2,084,925.80

TOTAL EXPENDITURES \$2,855,760.29

Reserve for Uncollected Taxes... \$230,035.50

GRAND TOTAL \$3,085,795.79

REVENUES REALIZED IN 1967

Surplus revenue appropriated	\$135,000.00
Miscellaneous revenues realized ..	188,925.95
State aid revenues realized	59,973.00
Delinquent tax and lien collections ..	183,928.29
Current tax collections	2,397,145.87
Emergency borrowings	

TOTAL REVENUES \$2,964,973.11

CAPITAL OUTLAY (BY ORDINANCE) 1967

Beaches and boardwalks	
Buildings and equipment	
Parks and playgrounds	\$6,030.00
Sanitary sewers	
Streets and roads	
Water supply	216,521.00
Other purposes	
	\$222,551.00

TAXES

Local school taxes	\$1,572,898.32
County taxes	505,505.04
Special district taxes	6,522.44

Local purpose taxes	\$2,084,925.80
Veteran and senior citizen tax ...	471,051.60
	56,430.00

Total tax levy (for rate purposes) \$2,612,407.40

Per Capita Total Tax Levy ... \$295.52

General tax rate	
Adjusted business personalty tax rate	7.636
Adjusted general tax rate	4.369

Current Taxes

1967 taxes levied (total)	\$2,587,190.23
Collected in 1967	2,397,145.87
Per cent of levy collected	92.65
Transferred to liens	5,323.18
Adjustments	3,774.94
Balance December 31, 1967	\$180,946.24

All Prior Years Taxes Outstanding

Balance January 1, 1967	\$178,605.53
Collected in 1967	170,110.80
Adjustments	—3,265.78
Balance December 31, 1967	\$5,228.95

Tax Title Liens Outstanding

Balance January 1, 1967	\$18,714.94
Redeemed by cash	13,817.49
Adjustments	+6,822.24
Balance December 31, 1967	\$11,719.69

Property Acquired by Deed or Foreclosure

Balance January 1, 1967	\$9,940.00
Sale for cash	
Adjustments	
Balance December 31, 1967	\$9,940.00

CAPITAL DEBT, DECEMBER 31, 1967

Authorized—Issued and Unissued

	Gross Debt	Net Debt
School debt	\$2,353,000.00	
Self-liquidating debt ..		
Other capital debt	302,450.00	\$302,450.00
	\$2,655,450.00	\$302,450.00

Per Cent	3.51	0.40
Per Capita	\$300.39	\$34.21

Issued and Outstanding

School debt	\$2,203,000.00
Self-liquidating debt	
Other capital debt	265,221.00
	\$2,468,221.00

Equalized Valuation Basis \$75,513,139.00

CURRENT FINANCES DECEMBER 31, 1967

Cash	\$327,566.93
Taxes receivable	186,175.19
Tax title liens	11,719.69
Foreclosed property	9,940.00
Other receivables	15,334.91
Emergencies and deferred charges ..	11,996.65
State road aid receivable	56,094.42
	\$618,847.79
Cash liabilities	\$183,465.58
Reserves for receivables	223,189.79
Surplus revenue	212,192.42
	\$618,847.79

SPOTSWOOD BOROUGH—MIDDLESEX COUNTY

Population U. S. Census, 1960—5,788
Estimated Population, 1967—7,350

Land Area 2.30 sq. mi.

Net Valuation Taxable \$20,788,375
Equalized Valuation \$42,613,888

EXPENDITURES FOR 1967

General Government	
Administrative and executive	\$56,995.00
Assessment and collection of taxes ..	32,525.00
Financial administration	3,500.00
Public Safety	
Fire protection	12,700.00
Police protection	89,550.00
Other protection	5,200.00
Civil defense and disaster control ..	1,500.00
Streets and Roads	
Repairs and maintenance	43,550.00
Street lighting	22,050.00
Sanitation	
Street cleaning
Garbage and trash removal	36,300.00
Sanitary sewers
Health and Welfare	
Health services	7,975.00
Welfare—public assistance	6,750.00
Hospitals
Recreation	
Beaches and boardwalks
Parks and playgrounds	3,000.00
Other recreational services	6,425.00
Education (excl. school districts)	
Libraries	4,409.00
Other educational services
Statutory Expenditures	10,000.00
Unclassified Purposes	4,000.00
Total Municipal Functions	\$346,420.00
Per Capita—Municipal Functions	\$47.13
Capital Improvements	40,500.00
Debt Service	135,150.00
Principal payments ..	\$100,000.00
Interest payments ..	35,150.00
Per Capita—Debt Service	\$18.39
Deferred Charges	38,900.00
Total Municipal Expenditures	\$560,970.00
Required Payments for Local	
School, County, and Special	
District Taxes	
	922,272.12
TOTAL EXPENDITURES	\$1,483,242.12
Reserve for Uncollected Taxes...	\$50,000.00
GRAND TOTAL	\$1,533,242.12

REVENUES REALIZED IN 1967

Surplus revenue appropriated	\$147,900.00
Miscellaneous revenues realized ..	135,456.13
State aid revenues realized	22,272.99
Delinquent tax and lien collections ..	22,009.34
Current tax collections	1,184,003.26
Emergency borrowings
TOTAL REVENUES	\$1,511,641.72

CAPITAL OUTLAY (BY ORDINANCE) 1967

Beaches and boardwalks
Buildings and equipment	\$14,814.05
Parks and playgrounds
Sanitary sewers	185,128.19
Streets and roads
Water supply	85,178.35
Other purposes
	\$285,120.59

TAXES

Local school taxes	\$709,103.00
County taxes	213,169.12
Special district taxes
	\$922,272.12
Local purpose taxes	293,000.00
Veteran and senior citizen tax ...	46,080.00
Total tax levy (for rate purposes)	\$1,261,352.12
Per Capita Total Tax Levy ...	\$171.61
General tax rate
Adjusted business personalty tax rate ..	9.79
Adjusted general tax rate	5.61
Current Taxes	
1967 taxes levied (total)	\$1,224,899.15
Collected in 1967	1,184,003.26
Per cent of levy collected	96.66
Transferred to liens	502.90
Adjustments	16,612.87
Balance December 31, 1967	\$23,780.12
All Prior Years Taxes Outstanding	
Balance January 1, 1967	\$25,598.44
Collected in 1967	20,793.61
Adjustments	4,804.83
Balance December 31, 1967
Tax Title Liens Outstanding	
Balance January 1, 1967	\$3,298.22
Redeemed by cash	1,215.73
Adjustments	+932.51
Balance December 31, 1967	\$3,015.00
Property Acquired by Deed or Foreclosure	
Balance January 1, 1967	\$10,750.00
Sale for cash
Adjustments
Balance December 31, 1967	\$10,750.00

CAPITAL DEBT, DECEMBER 31, 1967

Authorized—Issued and Unissued

	Gross Debt	Net Debt
School debt	\$973,000.00
Self-liquidating debt ..	1,829,000.00	\$1,445,000.00
Other capital debt	1,920,519.00	1,920,519.00
	\$4,722,519.00	\$3,365,519.00
Per Cent	13.23	9.43
Per Capita	\$642.52	\$457.89

Issued and Outstanding

School debt	\$470,000.00
Self-liquidating debt	1,689,000.00
Other capital debt	1,267,000.00
	\$3,426,000.00

Equalized Valuation Basis \$35,673,749.00

CURRENT FINANCES DECEMBER 31, 1967

Cash	\$161,736.24
Taxes receivable	23,780.12
Tax title liens	3,015.00
Foreclosed property	10,750.00
Other receivables	6,545.00
Emergencies and deferred charges ..	8,900.00
State road aid receivable	32,074.00
	\$246,800.36
Cash liabilities	\$103,059.83
Reserves for receivables	44,090.12
Surplus revenue	99,650.41
	\$246,800.36

SPRINGFIELD TOWNSHIP—BURLINGTON COUNTY

Population U. S. Census, 1960—1,956
Estimated Population, 1967—2,510

Land Area 29.58 sq. mi.

Net Valuation Taxable \$13,756,275
Equalized Valuation \$18,732,349

EXPENDITURES FOR 1967

General Government	
Administrative and executive	\$17,175.00
Assessment and collection of taxes	3,175.00
Financial administration	2,100.00
Public Safety	
Fire protection	5,550.00
Police protection	11,175.00
Other protection	550.00
Civil defense and disaster control	650.00
Streets and Roads	
Repairs and maintenance	46,880.00
Street lighting	2,600.00
Sanitation	
Street cleaning
Garbage and trash removal	25.00
Sanitary sewers
Health and Welfare	
Health services	500.00
Welfare—public assistance	1,750.00
Hospitals
Recreation	
Beaches and boardwalks
Parks and playgrounds	850.00
Other recreational services
Education (excl. school districts)	
Libraries
Other educational services	250.00
Statutory Expenditures	1,300.00
Unclassified Purposes	100.00
Total Municipal Functions	\$94,630.00
Per Capita—Municipal Functions	
\$37.70	
Capital Improvements	
17,554.67	
Debt Service	
50.00	
Principal payments	
Interest payments	
\$50.00	
Per Capita—Debt Service	
\$0.02	
Deferred Charges	
1,157.46	
Total Municipal Expenditures	\$113,392.13
Required Payments for Local School, County, and Special District Taxes	
380,661.00	
TOTAL EXPENDITURES	
\$494,053.13	
Reserve for Uncollected Taxes...	
\$56,200.54	
GRAND TOTAL	
\$550,253.67	

REVENUES REALIZED IN 1967

Surplus revenue appropriated	\$20,000.00
Miscellaneous revenues realized	57,993.94
State aid revenues realized	15,509.00
Delinquent tax and lien collections	34,560.00
Current tax collections	375,263.76
Emergency borrowings
TOTAL REVENUES	
\$503,326.70	

CAPITAL OUTLAY (BY ORDINANCE) 1967

Beaches and boardwalks
Buildings and equipment
Parks and playgrounds
Sanitary sewers
Streets and roads
Water supply
Other purposes
TOTAL	
.....	

TAXES

Local school taxes	\$289,895.05
County taxes	90,985.56
Special district taxes
Total	
\$380,880.61	
Local purpose taxes	56,279.00
Veteran and senior citizen tax	10,280.00
Total tax levy (for rate purposes)	
\$447,439.61	
Per Capita Total Tax Levy ...	
\$178.26	
General tax rate
Adjusted business personalty tax rate	3.90
Adjusted general tax rate	3.23
Current Taxes	
1967 taxes levied (total)	\$439,486.27
Collected in 1967	375,263.76
Per cent of levy col-lected	85.38
Transferred to liens
Adjustments
Balance December 31, 1967	\$64,222.51
All Prior Years Taxes Outstanding	
Balance January 1, 1967	\$52,397.23
Collected in 1967	34,560.00
Adjustments
Balance December 31, 1967	\$17,837.23
Tax Title Liens Outstanding	
Balance January 1, 1967	\$1,749.86
Redeemed by cash
Adjustments
Balance December 31, 1967	\$1,749.86
Property Acquired by Deed or Foreclosure	
Balance January 1, 1967
Sale for cash
Adjustments
Balance December 31, 1967

CAPITAL DEBT, DECEMBER 31, 1967

Authorized—Issued and Unissued		
	Gross Debt	Net Debt
School debt	\$683,486.00
Self-liquidating debt
Other capital debt
Total		\$683,486.00
Per Cent	3.57
Per Capita	\$272.31

Issued and Outstanding

School debt	\$683,486.00
Self-liquidating debt
Other capital debt
Total	
\$683,486.00	

Equalized Valuation Basis \$10,105,032.00

CURRENT FINANCES DECEMBER 31, 1967

Cash	\$134,674.70
Taxes receivable	82,059.74
Tax title liens	1,749.86
Foreclosed property
Other receivables	486.52
Emergencies and deferred charges	3,954.67
State road aid receivable	10,532.00
Total	
\$233,457.49	
Cash liabilities	\$41,888.71
Reserves for receivables	84,296.12
Surplus revenue	107,272.66
Total	
\$233,457.49	

SPRINGFIELD TOWNSHIP—UNION COUNTY

Population U. S. Census, 1960—14,467
Estimated Population, 1967—16,300

Land Area 5.20 sq. mi.

Net Valuation Taxable \$69,183,000
Equalized Valuation \$159,822,399

EXPENDITURES FOR 1967		
General Government		
Administrative and executive	\$206,385.00	
Assessment and collection of taxes	32,770.00	
Financial administration	16,345.00	
Public Safety		
Fire protection	186,975.00	
Police protection	387,420.00	
Other protection	8,945.00	
Civil defense and disaster control	3,950.00	
Streets and Roads		
Repairs and maintenance	117,025.00	
Street lighting	33,070.00	
Sanitation		
Street cleaning		
Garbage and trash removal	130,100.00	
Sanitary sewers	43,785.00	
Health and Welfare		
Health services	36,170.00	
Welfare—public assistance	2,875.00	
Hospitals	8,000.00	
Recreation		
Beaches and boardwalks		
Parks and playgrounds	54,180.00	
Other recreational services		
Education (excl. school districts)		
Libraries	105,710.00	
Other educational services	2,250.00	
Statutory Expenditures		
	101,480.00	
Unclassified Purposes		
	1,000.00	
Total Municipal Functions	\$1,478,435.00	

Per Capita—Municipal Functions	\$90.70
Capital Improvements	15,000.00
Debt Service	100,500.00
Principal payments .. \$63,000.00	
Interest payments .. 37,500.00	
Per Capita—Debt Service	\$6.17
Deferred Charges	760.00
Total Municipal Expenditures	\$1,594,695.00
Required Payments for Local School, County, and Special District Taxes	3,470,734.75
TOTAL EXPENDITURES	\$5,065,429.75
Reserve for Uncollected Taxes..	\$229,649.26
GRAND TOTAL	\$5,295,079.01

REVENUES REALIZED IN 1967	
Surplus revenue appropriated	\$305,000.00
Miscellaneous revenues realized	442,351.74
State aid revenues realized	9,970.37
Delinquent tax and lien collections	77,538.22
Current tax collections	4,551,284.89
Emergency borrowings	
TOTAL REVENUES	\$5,386,145.22

CAPITAL OUTLAY (BY ORDINANCE) 1967	
Beaches and boardwalks	
Buildings and equipment	\$330,244.62
Parks and playgrounds	12,118.81
Sanitary sewers	30,079.26
Streets and roads	84,958.85
Water supply	76,724.71
Other purposes	
	\$534,126.25

TAXES	
Local school taxes	\$2,912,058.77
County taxes	558,675.98
Special district taxes	
	\$3,470,734.75
Local purpose taxes	1,121,323.26
Veteran and senior citizen tax ..	89,300.00
Total tax levy (for rate purposes)	\$4,681,358.01
Per Capita Total Tax Levy ...	
General tax rate	\$287.20
Adjusted business personalty tax rate	10.80
Adjusted general tax rate	6.59
Current Taxes	
1967 taxes levied (total)	\$4,641,877.41
Collected in 1967	4,551,284.89
Per cent of levy collected	98.04
Transferred to liens	1,476.16
Adjustments	7,348.22
Balance December 31, 1967	\$81,768.14
All Prior Years Taxes Outstanding	
Balance January 1, 1967	\$93,329.39
Collected in 1967	76,955.39
Adjustments	+8,730.69
Balance December 31, 1967	\$25,104.69
Tax Title Liens Outstanding	
Balance January 1, 1967	\$4,829.83
Redeemed by cash	582.83
Adjustments	+1,476.16
Balance December 31, 1967	\$5,723.16
Property Acquired by Deed or Foreclosure	
Balance January 1, 1967	\$12,660.00
Sale for cash	2,392.00
Adjustments	+2,272.00
Balance December 31, 1967	\$12,540.00

CAPITAL DEBT, DECEMBER 31, 1967		
Authorized—Issued and Unissued		
	Gross Debt	Net Debt
School debt	\$4,133,479.00	
Self-liquidating debt ..	465,000.00	
Other capital debt ..	1,623,420.00	\$1,623,420.00
	\$6,221,899.00	\$1,623,420.00
Per Cent	4.21	1.10
Per Capita	\$381.71	\$99.60

Issued and Outstanding	
School debt	\$4,133,479.00
Self-liquidating debt	465,000.00
Other capital debt	1,094,000.00
	\$5,692,479.00

Equalized Valuation Basis \$147,583,597.00	
CURRENT FINANCES DECEMBER 31, 1967	
Cash	\$2,075,992.60
Taxes receivable	106,872.83
Tax title liens	5,723.16
Foreclosed property	12,540.00
Other receivables	4,347.18
Emergencies and deferred charges ..	
State road aid receivable	
	\$2,205,475.77
Cash liabilities	\$1,584,138.15
Reserves for receivables	129,483.17
Surplus revenue	491,854.45
	\$2,205,475.77

SPRING LAKE BOROUGH—MONMOUTH COUNTY

Population U. S. Census, 1960—2,922
Estimated Population, 1967—3,140

Land Area 1.30 sq. mi.

Net Valuation Taxable \$47,547,954
Equalized Valuation \$57,950,418

EXPENDITURES FOR 1967

General Government	
Administrative and executive	\$103,650.00
Assessment and collection of taxes	14,600.00
Financial administration	2,900.00
Public Safety	
Fire protection	6,286.00
Police protection	116,200.00
Other protection	585.00
Civil defense and disaster control	350.00
Streets and Roads	
Repairs and maintenance	55,500.00
Street lighting	19,000.00
Sanitation	
Street cleaning	27,700.00
Garbage and trash removal	48,400.00
Sanitary sewers	27,700.00
Health and Welfare	
Health services	2,700.00
Welfare—public assistance	3,600.00
Hospitals
Recreation	
Benches and boardwalks	89,450.00
Parks and playgrounds	26,400.00
Other recreational services
Education (excl. school districts)	
Libraries	15,900.00
Other educational services
Statutory Expenditures	47,773.00
Unclassified Purposes
Total Municipal Functions	\$580,994.00
Per Capita—Municipal Functions	\$185.03
Capital Improvements	15,700.00
Debt Service	81,121.25
Principal payments .. \$60,000.00	
Interest payments .. 21,121.25	
Per Capita—Debt Service	\$25.83
Deferred Charges	3,000.00
Total Municipal Expenditures	\$680,815.25
Required Payments for Local School, County, and Special District Taxes	572,725.16
TOTAL EXPENDITURES	\$1,253,540.41
Reserve for Uncollected Taxes	\$72,854.75
GRAND TOTAL	\$1,326,395.16

REVENUES REALIZED IN 1967

Surplus revenue appropriated	\$206,000.00
Miscellaneous revenues realized ..	234,127.69
State aid revenues realized	13,426.00
Delinquent tax and lien collections ..	26,992.67
Current tax collections	916,508.79
Emergency borrowings
TOTAL REVENUES	\$1,397,055.15

CAPITAL OUTLAY (BY ORDINANCE) 1967

Beaches and boardwalks
Buildings and equipment
Parks and playgrounds
Sanitary sewers
Streets and roads
Water supply	\$62,967.59
Other purposes	3,474.36
.....
.....
TOTAL	\$66,441.95

TAXES

Local school taxes	\$249,695.00
County taxes	323,030.16
Special district taxes
.....
Local purpose taxes	\$572,725.16
Veteran and senior citizen tax	380,400.00
.....	20,190.00
Total tax levy (for rate purposes)	\$973,315.16
Per Capita Total Tax Levy	\$309.97
General tax rate
Adjusted business personalty tax rate	3.245
Adjusted general tax rate	2.004
Current Taxes	
1967 taxes levied (total)	\$957,476.92
Collected in 1967	916,508.79
Per cent of levy collected	95.72
Transferred to liens
Adjustments
Balance December 31, 1967	\$40,968.13
All Prior Years Taxes Outstanding	
Balance January 1, 1967	\$28,812.80
Collected in 1967	26,630.82
Adjustments	—0.53
Balance December 31, 1967	\$2,181.45
Tax Title Liens Outstanding	
Balance January 1, 1967	\$1,743.65
Redeemed by cash	361.85
Adjustments
Balance December 31, 1967	\$1,381.80
Property Acquired by Deed or Foreclosure	
Balance January 1, 1967	\$11,000.00
Sale for cash
Adjustments
Balance December 31, 1967	\$11,000.00

CAPITAL DEBT, DECEMBER 31, 1967

Authorized—Issued and Unissued

	Gross Debt	Net Debt
School debt
Self-liquidating debt .. \$176,768.00		
Other capital debt .. 599,199.00		\$599,199.00
.....
.....	\$775,967.00	\$599,199.00
Per Cent	1.36	1.05
Per Capita	\$247.12	\$190.83

Issued and Outstanding

School debt
Self-liquidating debt	\$176,000.00
Other capital debt	599,000.00
.....
.....	\$775,000.00

Equalized Valuation Basis \$56,954,736.00

CURRENT FINANCES DECEMBER 31, 1967

Cash	\$446,457.67
Taxes receivable	43,149.58
Tax title liens	1,381.80
Foreclosed property	11,000.00
Other receivables	1,148.54
Emergencies and deferred charges ..	7,244.00
State road aid receivable	10,463.00
.....
.....	\$520,844.59
Cash liabilities	\$136,874.85
Reserves for receivables	56,679.92
Surplus revenue	327,289.82
.....
.....	\$520,844.59

SPRING LAKE HEIGHTS BOROUGH—MONMOUTH COUNTY

Population U. S. Census, 1960—3,309
Estimated Population, 1967—4,280

Land Area 1.40 sq. mi.

Net Valuation Taxable \$17,393,912
Equalized Valuation \$20,135,081

EXPENDITURES FOR 1967

General Government	
Administrative and executive	\$48,725.00
Assessment and collection of taxes	7,000.00
Financial administration	3,100.00
Public Safety	
Fire protection	10,000.00
Police protection	78,523.00
Other protection	3,600.00
Civil defense and disaster control	500.00
Streets and Roads	
Repairs and maintenance	16,500.00
Street lighting	8,700.00
Sanitation	
Street cleaning
Garbage and trash removal	27,720.00
Sanitary sewers
Health and Welfare	
Health services	3,200.00
Welfare—public assistance	2,100.00
Hospitals
Recreation	
Beaches and boardwalks
Parks and playgrounds
Other recreational services
Education (excl. school districts)	
Libraries
Other educational services
Statutory Expenditures	15,500.00
Unclassified Purposes	1,000.00
Total Municipal Functions	\$226,170.00
Per Capita—Municipal Functions	\$52.84
Capital Improvements	10,000.00
Debt Service	10,136.25
Principal payments	\$9,000.00
Interest payments	1,136.25
Per Capita—Debt Service	\$2.37
Deferred Charges	1,712.56
Total Municipal Expenditures	\$248,018.81
Required Payments for Local School, County, and Special District Taxes	
.....	480,779.62
TOTAL EXPENDITURES	\$728,798.43
Reserve for Uncollected Taxes	\$29,904.73
GRAND TOTAL	\$758,703.16

REVENUES REALIZED IN 1967

Surplus revenue appropriated	\$45,000.00
Miscellaneous revenues realized	86,570.72
State aid revenues realized	12,504.62
Delinquent tax and lien collections	26,280.54
Current tax collections	622,889.56
Emergency borrowings

TOTAL REVENUES \$793,245.44

CAPITAL OUTLAY (BY ORDINANCE) 1967

Beaches and boardwalks
Buildings and equipment
Parks and playgrounds
Sanitary sewers
Streets and roads	\$59,785.78
Water supply	118,096.98
Other purposes
.....	\$177,882.76

TAXES

Local school taxes	\$365,137.00
County taxes	115,642.62
Special district taxes
.....	\$480,779.62
Local purpose taxes	130,554.54
Veteran and senior citizen tax	24,500.00
Total tax levy (for rate purposes)	<u><u>\$635,834.16</u></u>
Per Capita Total Tax Levy ...	
.....	\$148.56
General tax rate	3.651
Adjusted business personalty tax rate
Adjusted general tax rate
Current Taxes	
1967 taxes levied (total)	\$670,132.53
Collected in 1967	622,889.56
Per cent of levy collected	92.95
Transferred to liens	1,586.81
Adjustments
Balance December 31, 1967	<u><u>\$45,656.16</u></u>
All Prior Years Taxes Outstanding	
Balance January 1, 1967	\$27,161.41
Collected in 1967	25,471.06
Adjustments	-217.58
Balance December 31, 1967	<u><u>\$1,472.77</u></u>
Tax Title Liens Outstanding	
Balance January 1, 1967	\$10,715.31
Redeemed by cash	809.48
Adjustments	-5,918.46
Balance December 31, 1967	<u><u>\$3,987.37</u></u>
Property Acquired by Deed or Foreclosure	
Balance January 1, 1967	\$13,800.00
Sale for cash	15,980.00
Adjustments	+44,135.00
Balance December 31, 1967	<u><u>\$41,955.00</u></u>

CAPITAL DEBT, DECEMBER 31, 1967

Authorized—Issued and Unissued

	Gross Debt	Net Debt
School debt	\$103,000.00
Self-liquidating debt	1,095,775.00
Other capital debt	203,775.00	\$203,775.00
.....	<u><u>\$1,402,550.00</u></u>	<u><u>\$203,775.00</u></u>
Per Cent	7.00	1.01
Per Capita	\$327.70	\$47.61

Issued and Outstanding

School debt	\$103,000.00
Self-liquidating debt	1,073,750.00
Other capital debt	94,000.00
.....	<u><u>\$1,270,750.00</u></u>

Equalized Valuation Basis \$20,029,372.00

CURRENT FINANCES DECEMBER 31, 1967

Cash	\$106,115.77
Taxes receivable	47,128.93
Tax title liens	3,987.37
Foreclosed property	41,955.00
Other receivables	2,269.01
Emergencies and deferred charges	7,480.00
State road aid receivable	14,419.00
.....	<u><u>\$223,355.08</u></u>
Cash liabilities	\$41,005.54
Reserves for receivables	95,340.31
Surplus revenue	87,009.23
.....	<u><u>\$223,355.08</u></u>

STAFFORD TOWNSHIP—OCEAN COUNTY

Population U. S. Census, 1960—1,930
Estimated Population, 1967—3,420

Land Area 45.90 sq. mi.

Net Valuation Taxable \$32,959,565
Equalized Valuation \$33,995,574

EXPENDITURES FOR 1967

General Government

Administrative and executive	\$70,915.52
Assessment and collection of taxes	24,857.26
Financial administration	5,105.00

Public Safety

Fire protection	9,100.00
Police protection	47,705.00
Other protection	1,680.00
Civil defense and disaster control	2,210.00

Streets and Roads

Repairs and maintenance	49,184.60
Street lighting	23,000.00

Sanitation

Street cleaning
Garbage and trash removal	61,921.51
Sanitary sewers

Health and Welfare

Health services	23,924.08
Welfare—public assistance	4,750.00
Hospitals

Recreation

Beaches and boardwalks
Parks and playgrounds
Other recreational services	6,704.28

Education (excl. school districts)

Libraries
Other educational services

Statutory Expenditures

.....	11,355.00
-------	-----------

Unclassified Purposes

.....	200.00
-------	--------

Total Municipal Functions \$342,612.25

Per Capita—Municipal Functions \$100.18

Capital Improvements

.....	46,440.00
-------	-----------

Debt Service

Principal payments .. \$12,000.00	19,444.00
Interest payments .. 7,444.00

Per Capita—Debt Service \$5.69

Deferred Charges

.....	33,222.43
-------	-----------

Total Municipal Expenditures \$441,718.68

Required Payments for Local

School, County, and Special
District Taxes	577,184.10

TOTAL EXPENDITURES \$1,018,902.78

Reserve for Uncollected Taxes... \$80,223.57

GRAND TOTAL \$1,099,126.35

REVENUES REALIZED IN 1967

Surplus revenue appropriated	\$120,000.00
Miscellaneous revenues realized ..	234,430.01
State aid revenues realized	34,319.20
Delinquent tax and lien collections ..	60,317.10
Current tax collections	697,817.57
Emergency borrowings

TOTAL REVENUES \$1,146,883.88

CAPITAL OUTLAY (BY ORDINANCE) 1967

Beaches and boardwalks
Buildings and equipment
Parks and playgrounds
Sanitary sewers
Streets and roads
Water supply
Other purposes	\$215.37

\$215.37

TAXES

Local school taxes	\$397,383.64
County taxes	179,800.46
Special district taxes

Local purpose taxes	\$577,184.10
Veteran and senior citizen tax ...	152,900.00
.....	27,400.00

Total tax levy (for rate purposes) \$757,484.10

Per Capita Total Tax Levy ... \$221.49

General tax rate
Adjusted business personalty tax rate	3.20
Adjusted general tax rate	2.21

Current Taxes

1967 taxes levied (total)	\$757,995.83
Collected in 1967	697,817.57
Per cent of levy collected	92.06
Transferred to liens	3,895.20
Adjustments	1,908.12
Balance December 31, 1967	\$54,374.94

All Prior Years Taxes Outstanding

Balance January 1, 1967	\$58,446.42
Collected in 1967	54,842.33
Adjustments	—721.58
Balance December 31, 1967	\$2,882.51

Tax Title Liens Outstanding

Balance January 1, 1967	\$13,569.38
Redeemed by cash	5,474.77
Adjustments	+4,124.76
Balance December 31, 1967	\$12,219.37

Property Acquired by Deed or Foreclosure

Balance January 1, 1967	\$5,575.00
Sale for cash	550.00
Adjustments	+4,200.00
Balance December 31, 1967	\$9,225.00

CAPITAL DEBT, DECEMBER 31, 1967

Authorized—Issued and Unissued

	Gross Debt	Net Debt
School debt	\$644,520.00
Self-liquidating debt
Other capital debt	168,000.00	\$168,000.00
.....	\$812,520.00	\$168,000.00

Per Cent	2.92	0.60
Per Capita	\$237.58	\$49.12

Issued and Outstanding

School debt	\$491,520.00
Self-liquidating debt
Other capital debt	146,000.00

\$637,520.00

Equalized Valuation Basis \$27,744,733.00

CURRENT FINANCES DECEMBER 31, 1967

Cash	\$261,539.28
Taxes receivable	57,257.45
Tax title liens	12,219.37
Foreclosed property	3,225.00
Other receivables	13,507.37
Emergencies and deferred charges ..	42,215.35
State road aid receivable	33,970.00

\$429,933.82

Cash liabilities	\$129,302.31
Reserves for receivables	92,209.19
Surplus revenue	208,422.32

\$429,933.82

STANHOPE BOROUGH—SUSSEX COUNTY

Population U. S. Census, 1960—1,814
Estimated Population, 1967—2,920

Land Area 2.00 sq. mi.

Net Valuation Taxable \$11,004,812
Equalized Valuation \$13,615,411

EXPENDITURES FOR 1967

General Government	
Administrative and executive	\$17,450.00
Assessment and collection of taxes	5,950.00
Financial administration	2,220.00
Public Safety	
Fire protection	4,800.00
Police protection	26,528.00
Other protection	283.00
Civil defense and disaster control	100.00
Streets and Roads	
Repairs and maintenance	13,601.11
Street lighting	3,260.00
Sanitation	
Street cleaning
Garbage and trash removal	14,517.00
Sanitary sewers
Health and Welfare	
Health services	2,150.00
Welfare—public assistance	900.00
Hospitals
Recreation	
Beaches and boardwalks
Parks and playgrounds
Other recreational services	500.00
Education (excl. school districts)	
Libraries	1,050.00
Other educational services	200.00
Statutory Expenditures	1,500.00
Unclassified Purposes	500.00
Total Municipal Functions	<u>\$95,509.11</u>
Per Capita—Municipal Functions	\$32.71
Capital Improvements	33,378.89
Debt Service
Principal payments
Interest payments
Per Capita—Debt Service
Deferred Charges	6,355.14
Total Municipal Expenditures	<u>\$135,243.14</u>
Required Payments for Local School, County, and Special District Taxes	
.....	380,591.99
TOTAL EXPENDITURES	<u>\$515,835.13</u>
Reserve for Uncollected Taxes...	<u>\$59,789.24</u>
GRAND TOTAL	<u>\$575,624.37</u>

REVENUES REALIZED IN 1967

Surplus revenue appropriated	\$42,400.00
Miscellaneous revenues realized ..	26,518.07
State aid revenues realized	16,767.00
Delinquent tax and lien collections ..	33,111.08
Current tax collections	416,956.75
Emergency borrowings
TOTAL REVENUES	\$535,752.90

CAPITAL OUTLAY (BY ORDINANCE) 1967

Beaches and boardwalks
Buildings and equipment	\$16,392.27
Parks and playgrounds
Sanitary sewers	304,864.57
Streets and roads
Water supply	9,726.91
Other purposes
	\$330,983.75

TAXES

Local school taxes	\$294,344.50
County taxes	86,247.49
Special district taxes
	\$380,591.99
Local purpose taxes	77,215.38
Veteran and senior citizen tax ...	14,410.00
Total tax levy (for rate purposes)	\$472,217.37
Per Capita Total Tax Levy ...	
.....	\$161.72
General tax rate	
.....
Adjusted business personalty tax rate	
.....	5.640
Adjusted general tax rate	
.....	4.227
Current Taxes	
1967 taxes levied (total)	\$458,242.38
Collected in 1967	416,956.75
Per cent of levy col- lected	90.99
Transferred to liens	1,700.00
Adjustments	2,500.00
Balance December 31, 1967	\$37,085.63
All Prior Years Taxes Outstanding	
Balance January 1, 1967	\$48,214.97
Collected in 1967	33,057.48
Adjustments	—3,005.98
Balance December 31, 1967	\$12,151.51
Tax Title Liens Outstanding	
Balance January 1, 1967	\$12,423.92
Redeemed by cash	53.60
Adjustments	+3,132.41
Balance December 31, 1967	\$15,502.73
Property Acquired by Deed or Foreclosure	
Balance January 1, 1967	\$1,555.00
Sale for cash	650.00
Adjustments	+550.00
Balance December 31, 1967	\$1,455.00

CAPITAL DEBT, DECEMBER 31, 1967

Authorized—Issued and Unissued

	Gross Debt	Net Debt
School debt	\$579,000.00	\$199,832.09
Self-liquidating debt	574,690.00	574,690.00
Other capital debt ...	14,000.00	14,000.00
	\$1,167,690.00	\$788,622.00
Per Cent	9.24	6.24
Per Capita	\$399.89	\$270.08

Issued and Outstanding

School debt	\$579,000.00
Self-liquidating debt	574,690.00
Other capital debt	14,000.00
	\$1,167,690.00

Equalized Valuation Basis \$12,635,593.00

CURRENT FINANCES DECEMBER 31, 1967

Cash	\$63,372.03
Taxes receivable	49,237.14
Tax title liens	15,502.73
Foreclosed property	1,455.00
Other receivables	282.64
Emergencies and deferred charges ..	10,549.95
State road aid receivable	36,499.21
	\$176,908.70
Cash liabilities	\$49,173.97
Reserves for receivables	66,487.51
Surplus revenue	61,247.22
	\$176,908.70

STILLWATER TOWNSHIP—SUSSEX COUNTY

Population U. S. Census, 1960—1,339
Estimated Population, 1967—1,780

Land Area 28.04 sq. mi.

Net Valuation Taxable \$17,097,044
Equalized Valuation \$24,138,608

EXPENDITURES FOR 1967

General Government

Administrative and executive	\$14,915.80
Assessment and collection of taxes ..	8,059.14
Financial administration	1,292.80

Public Safety

Fire protection	3,000.00
Police protection	1,150.00
Other protection	1,350.00
Civil defense and disaster control ..	700.00

Streets and Roads

Repairs and maintenance	49,200.00
Street lighting

Sanitation

Street cleaning
Garbage and trash removal	4,640.00
Sanitary sewers

Health and Welfare

Health services	2,300.00
Welfare—public assistance	1,650.00
Hospitals	1,000.00

Recreation

Beaches and boardwalks
Parks and playgrounds
Other recreational services

Education (excl. school districts)

Libraries
Other educational services

Statutory Expenditures

2,735.00

Unclassified Purposes

.....

Total Municipal Functions \$91,992.74

Per Capita—Municipal Functions

\$51.68

Capital Improvements

42,500.00

Debt Service

Principal payments
Interest payments

Per Capita—Debt Service

.....

Deferred Charges

2,162.12

Total Municipal Expenditures \$136,654.86

Required Payments for Local

School, County, and Special
District Taxes	425,050.02

TOTAL EXPENDITURES \$561,704.88

Reserve for Uncollected Taxes..

\$72,000.00

GRAND TOTAL \$633,704.88

REVENUES REALIZED IN 1967

Surplus revenue appropriated	\$50,000.00
Miscellaneous revenues realized ..	44,800.27
State aid revenues realized	32,700.00
Delinquent tax and lien collections ..	54,622.02
Current tax collections	437,525.42
Emergency borrowings

TOTAL REVENUES \$619,647.71

CAPITAL OUTLAY (BY ORDINANCE) 1967

Beaches and boardwalks
Buildings and equipment
Parks and playgrounds
Sanitary sewers
Streets and roads
Water supply
Other purposes

TAXES

Local school taxes	\$272,987.94
County taxes	152,062.08
Special district taxes

Local purpose taxes	\$425,050.02
Veteran and senior citizen tax	63,762.12
.....	15,990.00

Total tax levy (for rate purposes) \$504,802.14

Per Capita Total Tax Levy ...

\$283.60

General tax rate
Adjusted business personalty tax rate	10.304
Adjusted general tax rate	2.919

Current Taxes

1967 taxes levied (total)	\$490,136.22
Collected in 1967	437,525.42
Per cent of levy collected	89.26
Transferred to liens
Adjustments
Balance December 31, 1967	\$52,610.80

All Prior Years Taxes Outstanding

Balance January 1, 1967	\$60,090.93
Collected in 1967	54,622.02
Adjustments	+27.97
Balance December 31, 1967	\$5,496.88

Tax Title Liens Outstanding

Balance January 1, 1967	\$6,311.83
Redeemed by cash
Adjustments
Balance December 31, 1967	\$6,311.83

Property Acquired by Deed or

Foreclosure

Balance January 1, 1967
Sale for cash
Adjustments
Balance December 31, 1967

CAPITAL DEBT, DECEMBER 31, 1967

Authorized—Issued and Unissued

	Gross Debt	Net Debt
School debt	\$215,000.00
Self-liquidating debt
Other capital debt
	\$215,000.00

Per Cent	0.91
Per Capita	\$120.79

Issued and Outstanding

School debt	\$214,000.00
Self-liquidating debt
Other capital debt
	\$214,000.00

Equalized Valuation Basis \$23,565,544.00

CURRENT FINANCES DECEMBER 31, 1967

Cash	\$193,158.63
Taxes receivable	58,107.68
Tax title liens	6,311.83
Foreclosed property
Other receivables	25.00
Emergencies and deferred charges ..	296.49
State road aid receivable	21,729.00
	\$279,628.63

Cash liabilities	\$69,106.23
Reserves for receivables	64,444.51
Surplus revenue	146,077.89
	\$279,628.63

STOCKTON BOROUGH—HUNTERDON COUNTY

Population U. S. Census, 1960—520
Estimated Population, 1967—570

Land Area 0.60 sq. mi.

Net Valuation Taxable \$3,206,221
Equalized Valuation \$3,636,097

EXPENDITURES FOR 1967

General Government	
Administrative and executive	\$6,155.00
Assessment and collection of taxes	1,110.00
Financial administration	900.00
Public Safety	
Fire protection	1,475.00
Police protection	710.00
Other protection
Civil defense and disaster control	50.00
Streets and Roads	
Repairs and maintenance	1,640.00
Street lighting	1,800.00
Sanitation	
Street cleaning
Garbage and trash removal	4,100.00
Sanitary sewers
Health and Welfare	
Health services	625.00
Welfare—public assistance	55.00
Hospitals
Recreation	
Beaches and boardwalks
Parks and playgrounds
Other recreational services
Education (excl. school districts)	
Libraries
Other educational services	150.00
Statutory Expenditures	175.00
Unclassified Purposes	5.00
Total Municipal Functions	\$18,950.00
Per Capita—Municipal Functions	\$33.25
Capital Improvements	1,400.00
Debt Service	25.00
Principal payments
Interest payments ..	\$25.00
Per Capita—Debt Service	\$0.04
Deferred Charges	600.00
Total Municipal Expenditures	\$20,975.00
Required Payments for Local School, County, and Special District Taxes	78,723.58
TOTAL EXPENDITURES	\$99,698.58
Reserve for Uncollected Taxes..	\$6,252.31
GRAND TOTAL	\$105,950.89

REVENUES REALIZED IN 1967

Surplus revenue appropriated	\$5,500.00
Miscellaneous revenues realized	9,944.12
State aid revenues realized	1,877.00
Delinquent tax and lien collections ..	3,713.72
Current tax collections	77,179.13
Emergency borrowings
TOTAL REVENUES	\$98,213.97

CAPITAL OUTLAY (BY ORDINANCE) 1967

Beaches and boardwalks
Buildings and equipment
Parks and playgrounds
Sanitary sewers
Streets and roads
Water supply	\$2,375.00
Other purposes
Total	\$2,375.00

TAXES

Local school taxes	\$63,666.83
County taxes	15,056.75
Special district taxes
Total	\$78,723.58
Local purpose taxes	6,875.31
Veteran and senior citizen tax ...	4,500.00
Total tax levy (for rate purposes)	\$90,098.89
Per Capita Total Tax Levy ...	\$158.07
General tax rate
Adjusted business personality tax rate	3.74
Adjusted general tax rate	2.76
Current Taxes	
1967 taxes levied (total)	\$86,734.26
Collected in 1967	77,179.13
Per cent of levy collected	88.98
Transferred to liens
Adjustments
Balance December 31, 1967	\$9,555.13
All Prior Years Taxes Outstanding	
Balance January 1, 1967	\$13,026.80
Collected in 1967	3,713.72
Adjustments
Balance December 31, 1967	\$9,313.08
Tax Title Liens Outstanding	
Balance January 1, 1967
Redeemed by cash
Adjustments
Balance December 31, 1967
Property Acquired by Deed or Foreclosure	
Balance January 1, 1967
Sale for cash
Adjustments
Balance December 31, 1967

CAPITAL DEBT, DECEMBER 31, 1967

Authorized—Issued and Unissued

	Gross Debt	Net Debt
School debt	\$66,044.00
Self-liquidating debt ..	4,000.00
Other capital debt
Total	\$70,044.00
Per Cent	2.28
Per Capita	\$122.88

Issued and Outstanding

School debt	\$66,044.00
Self-liquidating debt	4,000.00
Other capital debt
Total	\$70,044.00

Equalized Valuation Basis \$3,058,821.00

CURRENT FINANCES DECEMBER 31, 1967

Cash	\$12,876.29
Taxes receivable	18,868.21
Tax title liens
Foreclosed property
Other receivables	37.03
Emergencies and deferred charges ..	1,200.00
State road aid receivable	1,256.00
Total	\$34,237.53
Cash liabilities	\$12,015.57
Reserves for receivables	18,905.24
Surplus revenue	3,316.72
Total	\$34,237.53

STONE HARBOR BOROUGH—CAPE MAY COUNTY

Population U. S. Census, 1960—834
Estimated Population, 1967—880

Land Area 1.10 sq. mi.

Net Valuation Taxable \$26,339,490
Equalized Valuation \$44,831,302

EXPENDITURES FOR 1967

General Government

Administrative and executive	\$92,571.17
Assessment and collection of taxes	17,526.00
Financial administration	2,500.00

Public Safety

Fire protection	7,800.00
Police protection	82,120.00
Other protection	2,700.00
Civil defense and disaster control	500.00

Streets and Roads

Repairs and maintenance	38,439.00
Street lighting	17,000.00

Sanitation

Street cleaning
Garbage and trash removal	34,000.00
Sanitary sewers	25,700.00

Health and Welfare

Health services	7,015.02
Welfare—public assistance	380.00
Hospitals

Recreation

Beaches and boardwalks	94,700.00
Parks and playgrounds	12,500.00
Other recreational services

Education (excl. school districts)

Libraries
Other educational services

Statutory Expenditures

.....	17,643.43
-------	-----------

Unclassified Purposes

.....	4,500.00
-------	----------

Total Municipal Functions \$457,594.62

Per Capita—Municipal Functions

.....	\$519.99
-------	----------

Capital Improvements

.....	616,050.00
-------	------------

Debt Service

Principal payments .. \$25,000.00	36,338.64
Interest payments .. 11,338.64

Per Capita—Debt Service

Defered Charges	\$41.29
.....	54,411.65

Total Municipal Expenditures \$1,164,394.91

Required Payments for Local

School, County, and Special District Taxes	314,862.00
--	------------

TOTAL EXPENDITURES \$1,479,256.91

Reserve for Uncollected Taxes...

.....	\$68,000.00
-------	-------------

GRAND TOTAL \$1,547,256.91

REVENUES REALIZED IN 1967

Surplus revenue appropriated	\$169,442.91
Miscellaneous revenues realized	590,120.45
State aid revenues realized	22,502.00
Delinquent tax and lien collections	15,492.90
Current tax collections	638,973.58
Emergency borrowings

TOTAL REVENUES \$1,436,531.84

CAPITAL OUTLAY (BY ORDINANCE) 1967

Beaches and boardwalks	\$752,041.36
Buildings and equipment
Parks and playgrounds
Sanitary sewers
Streets and roads	42,919.01
Water supply
Other purposes
.....	\$794,960.37

TAXES

Local school taxes	\$105,759.00
County taxes	209,103.00
Special district taxes

\$314,862.00

Local purpose taxes	335,000.00
Veteran and senior citizen tax ...	9,400.00

Total tax levy (for rate purposes) \$659,262.00

Per Capita Total Tax Levy ... \$749.16

General tax rate
Adjusted business personalty tax rate	1.96
Adjusted general tax rate	1.81

Current Taxes

1967 taxes levied (total)	\$660,117.77
Collected in 1967	638,973.58
Per cent of levy col-lected	96.79
Transferred to liens	104.08
Adjustments	9,507.72
Balance December 31, 1967	\$11,532.39

All Prior Years Taxes Outstanding

Balance January 1, 1967	\$15,823.76
Collected in 1967	15,492.90
Adjustments
Balance December 31, 1967	\$330.86

Tax Title Liens Outstanding

Balance January 1, 1967	\$1,203.35
Redeemed by cash
Adjustments	+104.08
Balance December 31, 1967	\$1,307.43

Property Acquired by Deed or

Foreclosure
Balance January 1, 1967	\$142,325.00
Sale for cash	470,215.00
Adjustments	+460,100.00
Balance December 31, 1967	\$132,210.00

CAPITAL DEBT, DECEMBER 31, 1967

Authorized—Issued and Unissued

	Gross Debt	Net Debt
School debt	\$95,000.00
Self-liquidating debt
Other capital debt	1,247,605.00	\$1,247,605.00
.....	\$1,342,605.00	\$1,247,605.00
Per Cent	3.08	2.86
Per Capita	\$1,525.69	\$1,417.73

Issued and Outstanding

School debt	\$95,000.00
Self-liquidating debt
Other capital debt	623,000.00
.....	\$718,000.00

Equalized Valuation Basis \$43,483,720.00

CURRENT FINANCES DECEMBER 31, 1967

Cash	\$379,706.94
Taxes receivable	11,863.25
Tax title liens	1,307.43
Foreclosed property	132,210.00
Other receivables	184,820.00
Emergencies and deferred charges ..	271,500.00
State road aid receivable	14,115.00
.....	\$995,522.62
Cash liabilities	\$248,560.46
Reserves for receivables	330,200.68
Surplus revenue	416,761.48
.....	\$995,522.62

STOW CREEK TOWNSHIP—CUMBERLAND COUNTY

Population U. S. Census, 1960—1,010
Estimated Population, 1967—1,150

Land Area 18.80 sq. mi.

Net Valuation Taxable \$1,751,996
Equalized Valuation \$4,164,689

EXPENDITURES FOR 1967

General Government	
Administrative and executive	\$8,350.00
Assessment and collection of taxes	3,050.00
Financial administration	1,800.00
Public Safety	
Fire protection	3,000.00
Police protection	1,650.00
Other protection
Civil defense and disaster control	50.00
Streets and Roads	
Repairs and maintenance	10,300.00
Street lighting	375.00
Sanitation	
Street cleaning
Garbage and trash removal	550.00
Sanitary sewers
Health and Welfare	
Health services	700.00
Welfare—public assistance	475.00
Hospitals	200.00
Recreation	
Beaches and boardwalks
Parks and playgrounds
Other recreational services
Education (excl. school districts)	
Libraries
Other educational services
Statutory Expenditures	125.00
Unclassified Purposes	500.00
Total Municipal Functions	\$31,125.00
Per Capita—Municipal Functions	\$27.07
Capital Improvements	22,866.66
Debt Service	
Principal payments
Interest payments
Per Capita—Debt Service
Deferred Charges	3,917.80
Total Municipal Expenditures	\$57,909.46
Required Payments for Local School, County, and Special District Taxes	
.....	112,569.71
TOTAL EXPENDITURES	\$170,479.17
Reserve for Uncollected Taxes	\$17,533.34
GRAND TOTAL	\$188,012.51

REVENUES REALIZED IN 1967

Surplus revenue appropriated	\$15,584.80
Miscellaneous revenues realized	17,644.59
State aid revenues realized	27,358.00
Delinquent tax and lien collections	12,559.93
Current tax collections	113,019.37
Emergency borrowings

TOTAL REVENUES \$186,166.69

CAPITAL OUTLAY (BY ORDINANCE) 1967

Beaches and boardwalks
Buildings and equipment
Parks and playgrounds
Sanitary sewers
Streets and roads
Water supply
Other purposes

TAXES

Local school taxes	\$78,916.00
County taxes	33,653.71
Special district taxes
.....	\$112,569.71
Local purpose taxes	13,000.00
Veteran and senior citizen tax ...	4,440.00
Total tax levy (for rate purposes)	\$130,009.71
Per Capita Total Tax Levy	\$113.05
General tax rate
Adjusted business personalty tax rate	13.27
Adjusted general tax rate	7.08
Current Taxes	
1967 taxes levied (total)	\$126,882.48
Collected in 1967	113,019.37
Per cent of levy collected	89.07
Transferred to liens
Adjustments	195.37
Balance December 31, 1967	\$13,667.74
All Prior Years Taxes Outstanding	
Balance January 1, 1967	\$12,790.78
Collected in 1967	12,480.38
Adjustments	—136.62
Balance December 31, 1967	\$173.78
Tax Title Liens Outstanding	
Balance January 1, 1967	\$79.55
Redeemed by cash	79.55
Adjustments
Balance December 31, 1967
Property Acquired by Deed or Foreclosure	
Balance January 1, 1967
Sale for cash
Adjustments
Balance December 31, 1967

CAPITAL DEBT, DECEMBER 31, 1967

Authorized—Issued and Unissued		
	Gross Debt	Net Debt
School debt	\$50,000.00
Self-liquidating debt
Other capital debt
.....	\$50,000.00
Per Cent	1.19
Per Capita	\$43.48

Issued and Outstanding

School debt	\$50,000.00
Self-liquidating debt
Other capital debt
.....	\$50,000.00

Equalized Valuation Basis \$4,184,016.00

CURRENT FINANCES DECEMBER 31, 1967

Cash	\$84,536.56
Taxes receivable	13,841.52
Tax title liens
Foreclosed property
Other receivables
Emergencies and deferred charges
State road aid receivable	18,139.63
.....	\$116,517.71
Cash liabilities	\$17,877.37
Reserves for receivables	13,841.52
Surplus revenue	84,798.82
.....	\$116,517.71

STRATFORD BOROUGH—CAMDEN COUNTY

Population U. S. Census, 1960—4,308
Estimated Population, 1967—9,670

Land Area 1.47 sq. mi.

Net Valuation Taxable \$20,061,465
Equalized Valuation \$42,468,537

EXPENDITURES FOR 1967

General Government	
Administrative and executive	\$42,625.52
Assessment and collection of taxes	9,737.00
Financial administration	5,000.00
Public Safety	
Fire protection	11,630.88
Police protection	91,982.00
Other protection	2,000.00
Civil defense and disaster control	300.00
Streets and Roads	
Repairs and maintenance	36,667.80
Street lighting	17,500.00
Sanitation	
Street cleaning	22,179.09
Garbage and trash removal
Sanitary sewers
Health and Welfare	
Health services	1,580.00
Welfare—public assistance	1,450.00
Hospitals
Recreation	
Beaches and boardwalks
Parks and playgrounds	13,031.30
Other recreational services
Education (excl. school districts)	
Libraries	4,933.93
Other educational services	2,628.48
Statutory Expenditures	10,385.00
Unclassified Purposes
Total Municipal Functions	\$273,631.00
Per Capita—Municipal Functions	\$28.30
Capital Improvements	
Debt Service	22,682.00
Principal payments	300.00
Interest payments	\$300.00
Per Capita—Debt Service	\$0.03
Deferred Charges	
.....	23,682.22
Total Municipal Expenditures	\$320,295.22
Required Payments for Local School, County, and Special District Taxes	
.....	1,035,658.85
TOTAL EXPENDITURES	\$1,355,954.07
Reserve for Uncollected Taxes..	\$65,004.78
GRAND TOTAL	\$1,420,958.85

REVENUES REALIZED IN 1967

Surplus revenue appropriated	\$64,000.00
Miscellaneous revenues realized ..	113,614.92
State aid revenues realized	18,571.00
Delinquent tax and lien collections ..	19,973.67
Current tax collections	1,139,039.27
Emergency borrowings
TOTAL REVENUES	\$1,355,198.86

CAPITAL OUTLAY (BY ORDINANCE) 1967

Beaches and boardwalks
Buildings and equipment
Parks and playgrounds
Sanitary sewers
Streets and roads
Water supply
Other purposes	\$14,197.00
.....	\$14,197.00

TAXES

Local school taxes	\$699,404.02
County taxes	336,254.83
Special district taxes
.....	\$1,035,658.85
Local purpose taxes	166,300.00
Veteran and senior citizen tax ...	50,736.67
Total tax levy (for rate purposes)	\$1,252,695.52
Per Capita Total Tax Levy	\$120.54
General tax rate	6.24
Adjusted business personalty tax rate
Adjusted general tax rate
Current Taxes	
1967 taxes levied (total)	\$1,210,294.41
Collected in 1967	1,139,039.27
Per cent of levy col- lected	94.11
Transferred to liens	60,728.22
Adjustments	773.04
Balance December 31, 1967	\$9,753.88
All Prior Years Taxes Outstanding	
Balance January 1, 1967	\$28,823.90
Collected in 1967	19,205.74
Adjustments
Balance December 31, 1967	\$9,618.16
Tax Title Liens Outstanding	
Balance January 1, 1967	\$28,650.63
Redeemed by cash	767.93
Adjustments	+60,728.22
Balance December 31, 1967	\$88,610.92
Property Acquired by Deed or Foreclosure	
Balance January 1, 1967	\$10,538.00
Sale for cash
Adjustments
Balance December 31, 1967	\$10,538.00

CAPITAL DEBT, DECEMBER 31, 1967

Authorized—Issued and Unissued		
	Gross Debt	Net Debt
School debt	\$1,631,342.00
Self-liquidating debt
Other capital debt	47,565.00	\$47,565.00
.....	\$1,678,907.00	\$47,565.00
Per Cent	4.24	0.12
Per Capita	\$173.62	\$4.02

Issued and Outstanding

School debt	\$1,578,618.00
Self-liquidating debt
Other capital debt
.....	\$1,578,618.00

Equalized Valuation Basis \$39,528,213.00

CURRENT FINANCES DECEMBER 31, 1967

Cash	\$67,553.78
Taxes receivable	19,372.04
Tax title liens	88,610.92
Foreclosed property	10,538.00
Other receivables	38,780.37
Emergencies and deferred charges ..	2,500.00
State road aid receivable	16,021.00
.....	\$243,376.11
Cash liabilities	\$33,805.60
Reserves for receivables	157,301.33
Surplus revenue	52,269.18
.....	\$243,376.11

SUMMIT CITY—UNION COUNTY

Population U. S. Census, 1960—23,677
Estimated Population, 1967—25,020

Land Area 6.00 sq. mi.

Net Valuation Taxable \$109,083,000
Equalized Valuation \$263,069,158

EXPENDITURES FOR 1967

General Government	
Administrative and executive	\$243,863.00
Assessment and collection of taxes	34,268.00
Financial administration	26,481.00
Public Safety	
Fire protection	341,878.68
Police protection	512,083.43
Other protection	22,250.00
Civil defense and disaster control	5,000.00
Streets and Roads	
Repairs and maintenance	124,013.98
Street lighting	39,500.00
Sanitation	
Street cleaning	59,120.00
Garbage and trash removal	216,720.00
Sanitary sewers	112,590.11
Health and Welfare	
Health services	54,430.00
Welfare—public assistance	23,950.00
Hospitals	
Recreation	
Beaches and boardwalks	
Parks and playgrounds	71,612.00
Other recreational services	135,719.00
Education (excl. school districts)	
Libraries	154,247.50
Other educational services	
Statutory Expenditures	
Unclassified Purposes	220,029.80
Total Municipal Functions	\$2,397,756.50
Per Capita—Municipal Functions	\$95.83
Capital Improvements	107,780.00
Debt Service	*741,473.75
Principal payments ..	\$517,000.00
Interest payments ..	224,473.75
Per Capita—Debt Service	\$20.64
Deferred Charges	2,000.00
Total Municipal Expenditures	\$3,249,010.75
Required Payments for Local School, County, and Special District Taxes	
	4,498,031.32
TOTAL EXPENDITURES	\$7,747,042.07
Reserve for Uncollected Taxes...	\$660,362.52
GRAND TOTAL	\$8,407,404.59

REVENUES REALIZED IN 1967

Surplus revenue appropriated	\$700,000.00
Miscellaneous revenues realized ..	1,024,899.95
State aid revenues realized ..	100,797.04
Delinquent tax and lien collections ..	115,532.37
Current tax collections ..	6,475,984.81
Emergency borrowings	
TOTAL REVENUES	\$8,417,314.17

CAPITAL OUTLAY (BY ORDINANCE) 1967

Beaches and boardwalks	
Buildings and equipment	**\$895,205.00
Parks and playgrounds	5,549.43
Sanitary sewers	
Streets and roads	6,187.64
Water supply	
Other purposes	45,594.86
	\$952,536.93

TAXES

Local school taxes	\$4,174,443.50
County taxes	928,928.32
Special district taxes	
	\$5,103,371.82
Local purpose taxes	1,470,368.73
Veteran and senior citizen tax ..	109,650.00
Total tax levy (for rate purposes)	\$6,683,390.55
Per Capita Total Tax Levy	\$267.12
General tax rate	
Adjusted business personalty tax rate	7.04
Adjusted general tax rate	6.07
Current Taxes	
1967 taxes levied (total)	\$6,594,468.74
Collected in 1967	6,475,984.81
Per cent of levy collected	98.20
Transferred to liens	473.46
Adjustments	1,711.40
Balance December 31, 1967	\$116,299.07
All Prior Years Taxes Outstanding	
Balance January 1, 1967	\$119,688.67
Collected in 1967	115,532.37
Adjustments	492.69
Balance December 31, 1967	\$3,663.61
Tax Title Liens Outstanding	
Balance January 1, 1967	\$1,468.76
Redeemed by cash	
Adjustments	+588.40
Balance December 31, 1967	\$2,057.16
Property Acquired by Deed or Foreclosure	
Balance January 1, 1967	\$17,150.00
Sale for cash	
Adjustments	
Balance December 31, 1967	\$17,150.00

CAPITAL DEBT, DECEMBER 31, 1967

Authorized—Issued and Unissued

	Gross Debt	Net Debt
School debt	\$5,992,500.00	
Self-liquidating debt		
Other capital debt	1,109,784.00	\$1,109,784.00
	\$7,102,284.00	\$1,109,784.00
Per Cent	2.86	0.44
Per Capita	\$283.86	\$44.36

Issued and Outstanding

School debt	\$5,992,500.00
Self-liquidating debt	
Other capital debt	1,106,000.00
	\$7,098,500.00

Equalized Valuation Basis \$248,017,766.00

CURRENT FINANCES DECEMBER 31, 1967

Cash	\$994,586.63
Taxes receivable	119,962.68
Tax title liens	2,057.16
Foreclosed property	17,150.00
Other receivables	1,380.00
Emergencies and deferred charges ..	19,680.00
State road aid receivable	51,454.00
	\$1,206,271.47
Cash liabilities	\$280,926.62
Reserves for receivables	140,550.84
Surplus revenue	784,794.01
	\$1,206,271.47

* Includes \$605,340.50 Chapter VI School Debt Service.

** Includes \$880,500.00 Chapter VI School Capital Outlay.

SURF CITY BOROUGH—OCEAN COUNTY

Population U. S. Census, 1960—419
Estimated Population, 1967—490

Land Area 0.90 sq. mi.

Net Valuation Taxable \$23,210,229
Equalized Valuation \$22,567,770

EXPENDITURES FOR 1967

General Government	
Administrative and executive	\$43,071.23
Assessment and collection of taxes	7,017.00
Financial administration	2,855.76
Public Safety	
Fire protection	7,125.00
Police protection	49,119.40
Other protection	2,325.00
Civil defense and disaster control	350.00
Streets and Roads	
Repairs and maintenance	29,293.75
Street lighting	10,600.00
Sanitation	
Street cleaning
Garbage and trash removal	26,866.52
Sanitary sewers
Health and Welfare	
Health services	1,823.72
Welfare—public assistance	100.00
Hospitals
Recreation	
Beaches and boardwalks	43,347.10
Parks and playgrounds
Other recreational services
Education (excl. school districts)	
Libraries	200.00
Other educational services
Statutory Expenditures	11,955.62
Unclassified Purposes	100.00
Total Municipal Functions	\$236,150.10
Per Capita—Municipal Functions	\$481.94
Capital Improvements	51,943.90
Debt Service
Principal payments
Interest payments
Per Capita—Debt Service
Deferred Charges	90,473.70
Total Municipal Expenditures	\$378,567.70
Required Payments for Local School, County, and Special District Taxes	269,597.29
TOTAL EXPENDITURES	\$648,164.99
Reserve for Uncollected Taxes..	\$27,299.30
GRAND TOTAL	\$675,464.29

REVENUES REALIZED IN 1967

Surplus revenue appropriated	\$161,000.00
Miscellaneous revenues realized ..	133,930.65
State aid revenues realized	15,533.00
Delinquent tax and lien collections ..	11,908.51
Current tax collections	454,602.95
Emergency borrowings

TOTAL REVENUES \$776,075.11

CAPITAL OUTLAY (BY ORDINANCE) 1967

Beaches and boardwalks	\$60,485.00
Buildings and equipment
Parks and playgrounds
Sanitary sewers
Streets and roads
Water supply
Other purposes	78,523.60
Total	\$139,008.60

TAXES

Local school taxes	\$150,220.19
County taxes	119,377.10
Special district taxes
Total	\$269,597.29
Local purpose taxes	185,400.00
Veteran and senior citizen tax ..	8,010.00
Total tax levy (for rate purposes)	\$463,007.29
Per Capita Total Tax Levy	\$944.91
General tax rate	2.00
Adjusted business personalty tax rate
Adjusted general tax rate
Current Taxes	
1967 taxes levied (total)	\$465,407.91
Collected in 1967	454,602.95
Per cent of levy col-lected	97.67
Transferred to liens
Adjustments
Balance December 31, 1967	\$10,804.96
All Prior Years Taxes Outstanding	
Balance January 1, 1967	\$12,363.50
Collected in 1967	11,908.51
Adjustments
Balance December 31, 1967	\$454.99
Tax Title Liens Outstanding	
Balance January 1, 1967	\$3,263.76
Redeemed by cash	34,650.00
Adjustments	+29,550.00
Balance December 31, 1967	\$14,375.00
Property Acquired by Deed or Foreclosure	
Balance January 1, 1967	\$19,475.00
Sale for cash	34,650.00
Adjustments	+29,550.00
Balance December 31, 1967	\$14,375.00

CAPITAL DEBT, DECEMBER 31, 1967

Authorized—Issued and Unissued		
	Gross Debt	Net Debt
School debt	\$358,756.00
Self-liquidating debt ..	563,500.00
Other capital debt	168,457.00	\$168,457.00
	\$1,090,713.00	\$168,457.00
Per Cent	5.03	0.77
Per Capita	\$2,225.94	\$343.79
Issued and Outstanding		
School debt	\$358,756.00
Self-liquidating debt	500,500.00
Other capital debt
		\$859,256.00

Equalized Valuation Basis \$21,669,173.00

CURRENT FINANCES DECEMBER 31, 1967

Cash	\$305,980.51
Taxes receivable	11,259.95
Tax title liens	3,263.76
Foreclosed property	14,375.00
Other receivables	146,239.71
Emergencies and deferred charges ..	11,983.67
State road aid receivable	24,421.09
Total	\$517,528.69
Cash liabilities	\$137,323.03
Reserves for receivables	175,138.42
Surplus revenue	205,067.24
Total	\$517,528.69

SUSSEX BOROUGH—SUSSEX COUNTY

Population U. S. Census, 1960—1,656
Estimated Population, 1967—1,890

Land Area 0.90 sq. ml.

Net Valuation Taxable \$8,041,210
Equalized Valuation \$8,222,243

EXPENDITURES FOR 1967

General Government	
Administrative and executive	\$22,481.40
Assessment and collection of taxes	2,645.00
Financial administration	2,000.00
Public Safety	
Fire protection	2,580.00
Police protection	21,814.89
Other protection	200.00
Civil defense and disaster control	250.00
Streets and Roads	
Repairs and maintenance	20,891.02
Street lighting	4,075.00
Sanitation	
Street cleaning
Garbage and trash removal	1,600.00
Sanitary sewers
Health and Welfare	
Health services	2,550.00
Welfare—public assistance	800.00
Hospitals	1,250.00
Recreation	
Beaches and boardwalks	1,925.00
Parks and playgrounds	300.00
Other recreational services	1,425.00
Education (excl. school districts)	
Libraries	1,500.00
Other educational services
Statutory Expenditures	3,825.86
Unclassified Purposes
Total Municipal Functions	\$92,113.17
Per Capita—Municipal Functions	
Per Capita	\$48.74
Capital Improvements	
Capital Improvements	\$15,600.00
Debt Service	
Principal payments
Interest payments
Per Capita—Debt Service	
Per Capita
Deferred Charges	
Deferred Charges	14,007.84
Total Municipal Expenditures	\$121,721.01
Required Payments for Local School, County, and Special District Taxes	
Required Payments	331,432.39
TOTAL EXPENDITURES	\$453,153.40
Reserve for Uncollected Taxes	\$61,000.00
GRAND TOTAL	\$514,153.40

REVENUES REALIZED IN 1967

Surplus revenue appropriated	\$25,000.00
Miscellaneous revenues realized	25,323.24
State aid revenues realized	12,276.00
Delinquent tax and lien collections	43,628.34
Current tax collections	404,511.67
Emergency borrowings
TOTAL REVENUES	\$510,739.25

CAPITAL OUTLAY (BY ORDINANCE) 1967

Beaches and boardwalks
Buildings and equipment	\$13,496.00
Parks and playgrounds
Sanitary sewers	81,638.37
Streets and roads	11,828.35
Water supply
Other purposes
TOTAL CAPITAL OUTLAY	\$106,958.22

TAXES

Local school taxes	\$279,366.35
County taxes	52,066.04
Special district taxes
Total Taxes	\$331,432.39
Local purpose taxes	112,131.84
Veteran and senior citizen tax	9,550.00
Total tax levy (for rate purposes)	\$453,114.23
Per Capita Total Tax Levy	
Per Capita	\$239.74
General tax rate	
General tax rate
Adjusted business personalty tax rate	10.569
Adjusted general tax rate	5.148
Current Taxes	
1967 taxes levied (total)	\$443,718.67
Collected in 1967	404,511.67
Per cent of levy collected	91.16
Transferred to liens
Adjustments
Balance December 31, 1967	\$39,207.00
All Prior Years Taxes Outstanding	
Balance January 1, 1967	\$44,959.59
Collected in 1967	41,108.60
Adjustments
Balance December 31, 1967	\$3,850.99
Tax Title Liens Outstanding	
Balance January 1, 1967	\$3,915.19
Redeemed by cash	2,519.74
Adjustments
Balance December 31, 1967	\$1,395.45
Property Acquired by Deed or Foreclosure	
Balance January 1, 1967	\$18,775.00
Sale for cash
Adjustments
Balance December 31, 1967	\$18,775.00

CAPITAL DEBT, DECEMBER 31, 1967

Authorized—Issued and Unissued

	Gross Debt	Net Debt
School debt	\$267,602.00
Self-liquidating debt	380,000.00	\$6,548.00
Other capital debt	13,515.00	13,515.00
Total	\$661,117.00	\$20,063.00
Per Cent	9.22	0.27
Per Capita	\$349.50	\$10.62

Issued and Outstanding

School debt	\$245,237.00
Self-liquidating debt	380,000.00
Other capital debt
Total	\$625,237.00

Equalized Valuation Basis **\$7,16S,449.00**

CURRENT FINANCES DECEMBER 31, 1967

Cash	\$104,652.55
Taxes receivable	43,057.99
Tax title liens	1,395.45
Foreclosed property	18,775.00
Other receivables	97.50
Emergencies and deferred charges	1,680.54
State road aid receivable	1,524.45
Total Assets	\$171,183.48
Cash liabilities	\$7,615.73
Reserves for receivables	63,325.94
Surplus revenue	100,241.81
Total Liabilities	\$171,183.48

SWEDESBORO BOROUGH—GLOUCESTER COUNTY

Population U. S. Census, 1960—2,449
Estimated Population, 1967—2,650

Land Area 0.77 sq. mi.

Net Valuation Taxable \$3,239,146
Equalized Valuation \$9,520,314

EXPENDITURES FOR 1967

General Government
Administrative and executive \$22,460.50
Assessment and collection of taxes .. 5,271.56
Financial administration 3,100.00

Public Safety
Fire protection 7,410.00
Police protection 42,432.00
Other protection 615.00
Civil defense and disaster control

Streets and Roads
Repairs and maintenance 18,643.64
Street lighting 9,340.00

Sanitation
Street cleaning
Garbage and trash removal 11,600.00
Sanitary sewers

Health and Welfare
Health services 3,614.75
Welfare—public assistance 1,075.00
Hospitals

Recreation
Beaches and boardwalks
Parks and playgrounds 2,325.11
Other recreational services

Education (excl. school districts)
Libraries 900.00
Other educational services 633.85

Statutory Expenditures 6,689.00

Unclassified Purposes 100.00

Total Municipal Functions **\$136,210.41**

Per Capita—Municipal Functions **\$51.40**

Capital Improvements 7,700.00

Debt Service 100.00

Principal payments ..
Interest payments .. \$100.00

Per Capita—Debt Service **\$0.04**

Deferred Charges

Total Municipal Expenditures **\$144,010.41**

Required Payments for Local School, County, and Special District Taxes 239,967.49

TOTAL EXPENDITURES **\$383,977.50**

Reserve for Uncollected Taxes... **\$28,782.20**

GRAND TOTAL **\$412,760.10**

REVENUES REALIZED IN 1967

Surplus revenue appropriated \$15,350.00
Miscellaneous revenues realized .. 54,140.66
State aid revenues realized 8,249.00
Delinquent tax and lien collections .. 26,371.91
Current tax collections 293,870.87
Emergency borrowings

TOTAL REVENUES **\$397,982.44**

CAPITAL OUTLAY (BY ORDINANCE) 1967

Beaches and boardwalks
Buildings and equipment
Parks and playgrounds
Sanitary sewers
Streets and roads
Water supply \$30,115.54
Other purposes

\$30,115.54

TAXES

Local school taxes \$198,708.31
County taxes 41,259.18
Special district taxes

\$239,967.49

Local purpose taxes 78,803.20
Veteran and senior citizen tax ... 10,640.00

Total tax levy (for rate purposes) **\$329,410.69**

Per Capita Total Tax Levy **\$124.31**

General tax rate

Adjusted business personalty tax rate 14.77

Adjusted general tax rate 9.22

Current Taxes

1967 taxes levied (total) \$319,505.91

Collected in 1967 293,870.87

Per cent of levy collected 91.97

Transferred to liens

Adjustments 347.69

Balance December 31, 1967 **\$25,287.35**

All Prior Years Taxes Outstanding

Balance January 1, 1967 \$27,504.04

Collected in 1967 25,972.47

Adjustments 56.14

Balance December 31, 1967 **\$1,475.43**

Tax Title Liens Outstanding

Balance January 1, 1967 \$1,909.70

Redeemed by cash 399.44

Adjustments

Balance December 31, 1967 **\$1,510.26**

Property Acquired by Deed or Foreclosure

Balance January 1, 1967

Sale for cash

Adjustments

Balance December 31, 1967

CAPITAL DEBT, DECEMBER 31, 1967

Authorized—Issued and Unissued

	Gross Debt	Net Debt
School debt	\$284,087.00	
Self-liquidating debt	232,500.00	\$35,711.00
Other capital debt		
	\$516,587.00	\$35,711.00

Per Cent 6.96

Per Capita **\$194.94**

Issued and Outstanding

School debt \$284,087.00
Self-liquidating debt
Other capital debt 168,000.00
\$452,087.00

Equalized Valuation Basis **\$7,417,325.00**

CURRENT FINANCES DECEMBER 31, 1967

Cash \$43,435.77
Taxes receivable 26,762.78
Tax title liens 1,510.26
Foreclosed property
Other receivables 1,270.27
Emergencies and deferred charges .. 3,903.86
State road aid receivable 8,908.79
\$85,791.73

Cash liabilities \$18,188.36

Reserves for receivables 29,543.31

Surplus revenue 38,060.06
\$85,791.73

TABERNACLE TOWNSHIP—BURLINGTON COUNTY

Population U. S. Census, 1960—1,621
Estimated Population, 1967—2,070

Land Area 48.39 sq. mi.

Net Valuation Taxable \$7,612,165
Equalized Valuation \$8,270,356

EXPENDITURES FOR 1967

General Government	
Administrative and executive	\$12,319.12
Assessment and collection of taxes	4,900.00
Financial administration	2,900.00
Public Safety	
Fire protection	1,500.00
Police protection	3,820.00
Other protection	500.00
Civil defense and disaster control	150.00
Streets and Roads	
Repairs and maintenance	16,229.81
Street lighting	676.07
Sanitation	
Street cleaning	1,620.00
Garbage and trash removal
Sanitary sewers
Health and Welfare	
Health services	157.00
Welfare—public assistance	1,000.00
Hospitals
Recreation	
Beaches and boardwalks
Parks and playgrounds
Other recreational services
Education (excl. school districts)	
Libraries
Other educational services
Statutory Expenditures	300.00
Unclassified Purposes
Total Municipal Functions	\$46,072.00
Per Capita—Municipal Functions	\$22.26
Capital Improvements	27,155.55
Debt Service
Principal payments
Interest payments
Per Capita—Debt Service
Deferred Charges	1,100.86
Total Municipal Expenditures	\$74,328.41
Required Payments for Local School, County, and Special District Taxes	
	189,562.56
TOTAL EXPENDITURES	\$263,890.97
Reserve for Uncollected Taxes...	\$51,018.84
GRAND TOTAL	\$314,909.81

REVENUES REALIZED IN 1967

Surplus revenue appropriated	\$20,957.78
Miscellaneous revenues realized	28,886.39
State aid revenues realized	27,391.00
Delinquent tax and lien collections	40,000.74
Current tax collections	161,765.90
Emergency borrowings
TOTAL REVENUES	\$279,001.81

CAPITAL OUTLAY (BY ORDINANCE) 1967

Beaches and boardwalks
Buildings and equipment	\$6,296.25
Parks and playgrounds
Sanitary sewers
Streets and roads
Water supply	1,200.00
Other purposes
	\$7,496.25

TAXES

Local school taxes	\$149,518.60
County taxes	40,043.96
Special district taxes
	\$189,562.56
Local purpose taxes	19,162.47
Veteran and senior citizen tax	11,600.00
Total tax levy (for rate purposes)	\$220,325.03
Per Capita Total Tax Levy	
	\$106.44
General tax rate	2.90
Adjusted business personality tax rate
Adjusted general tax rate
Current Taxes	
1967 taxes levied (total)	\$210,284.48
Collected in 1967	161,765.90
Per cent of levy collected	76.92
Transferred to liens	3,171.40
Adjustments	1,834.75
Balance December 31, 1967	\$43,512.43
All Prior Years Taxes Outstanding	
Balance January 1, 1967	\$49,713.14
Collected in 1967	40,000.74
Adjustments	—2,327.59
Balance December 31, 1967	\$7,384.81
Tax Title Liens Outstanding	
Balance January 1, 1967	\$13,321.25
Redeemed by cash
Adjustments	+4,499.81
Balance December 31, 1967	\$17,821.06
Property Acquired by Deed or Foreclosure	
Balance January 1, 1967	\$6,950.00
Sale for cash
Adjustments
Balance December 31, 1967	\$6,950.00

CAPITAL DEBT, DECEMBER 31, 1967

Authorized—Issued and Unissued

	Gross Debt	Net Debt
School debt	\$668,303.00	\$167,801.00
Self-liquidating debt
Other capital debt
	\$668,303.00	\$167,801.00
Per Cent	9.40	2.36
Per Capita	\$322.85	\$81.06

Issued and Outstanding

School debt	\$357,844.00
Self-liquidating debt
Other capital debt
	\$357,844.00

Equalized Valuation Basis \$7,106,640.00

CURRENT FINANCES DECEMBER 31, 1967

Cash	\$56,815.74
Taxes receivable	50,897.24
Tax title liens	17,821.06
Foreclosed property	6,950.00
Other receivables	7,011.20
Emergencies and deferred charges
State road aid receivable	22,460.00
	\$161,955.24
Cash liabilities	\$40,716.32
Reserves for receivables	82,679.50
Surplus revenue	38,559.42
	\$161,955.24

TAVISTOCK BOROUGH—CAMDEN COUNTY

Population U. S. Census, 1960—10
Estimated Population, 1967—10

Land Area 0.44 sq. mi.

Net Valuation Taxable \$413,635
Equalized Valuation \$871,465

EXPENDITURES FOR 1967

General Government	
Administrative and executive	\$1,988.50
Assessment and collection of taxes	701.50
Financial administration
Public Safety	
Fire protection	250.00
Police protection	500.00
Other protection
Civil defense and disaster control
Streets and Roads	
Repairs and maintenance	\$75.00
Street lighting	175.00
Sanitation	
Street cleaning
Garbage and trash removal
Sanitary sewers
Health and Welfare	
Health services
Welfare—public assistance
Hospitals
Recreation	
Beaches and boardwalks
Parks and playgrounds
Other recreational services
Education (excl. school districts)	
Libraries
Other educational services
Statutory Expenditures	200.00
Unclassified Purposes
Total Municipal Functions	\$4,690.00
Per Capita—Municipal Functions	\$469.00
Capital Improvements	155.00
Debt Service	
Principal payments
Interest payments
Per Capita—Debt Service
Deferred Charges	
Total Municipal Expenditures	\$4,845.00
Required Payments for Local School, County, and Special District Taxes	
	8,071.86
TOTAL EXPENDITURES	\$12,916.86
Reserve for Uncollected Taxes
GRAND TOTAL	\$12,916.86

REVENUES REALIZED IN 1967

Surplus revenue appropriated	\$1,266.00
Miscellaneous revenues realized	567.91
State aid revenues realized	179.00
Delinquent tax and lien collections
Current tax collections	11,168.16
Emergency borrowings
TOTAL REVENUES	\$13,181.07

CAPITAL OUTLAY (BY ORDINANCE) 1967

Beaches and boardwalks
Buildings and equipment
Parks and playgrounds
Sanitary sewers
Streets and roads
Water supply
Other purposes

TAXES

Local school taxes	\$1,150.00
County taxes	6,921.86
Special district taxes
	\$8,071.86
Local purpose taxes	3,070.00
Veteran and senior citizen tax
Total tax levy (for rate purposes)	\$11,141.86
Per Capita Total Tax Levy	
General tax rate	2.70
Adjusted business personalty tax rate
Adjusted general tax rate
Current Taxes	
1967 taxes levied (total)	\$11,168.16
Collected in 1967	11,168.16
Per cent of levy collected	100.00
Transferred to liens
Adjustments
Balance December 31, 1967
All Prior Years Taxes Outstanding	
Balance January 1, 1967
Collected in 1967
Adjustments
Balance December 31, 1967
Tax Title Liens Outstanding	
Balance January 1, 1967
Redeemed by cash
Adjustments
Balance December 31, 1967
Property Acquired by Deed or Foreclosure	
Balance January 1, 1967
Sale for cash
Adjustments
Balance December 31, 1967

CAPITAL DEBT, DECEMBER 31, 1967

Authorized—Issued and Unissued

	Gross Debt	Net Debt
School debt
Self-liquidating debt
Other capital debt

Per Cent
Per Capita

Issued and Outstanding

School debt
Self-liquidating debt
Other capital debt

Equalized Valuation Basis \$754,196.00

CURRENT FINANCES DECEMBER 31, 1967

Cash	\$7,625.03
Taxes receivable
Tax title liens
Foreclosed property
Other receivables
Emergencies and deferred charges
State road aid receivable	139.00
	\$7,764.03
Cash liabilities	\$577.01
Reserves for receivables
Surplus revenue	7,187.02
	\$7,764.03

TEANECK TOWNSHIP—BERGEN COUNTY

Population U. S. Census, 1960—42,085
Estimated Population, 1967—43,940

Land Area 5.90 sq. mi.

Net Valuation Taxable \$286,709,182
Equalized Valuation \$332,452,094

EXPENDITURES FOR 1967

General Government	
Administrative and executive	\$496,748.00
Assessment and collection of taxes	102,237.00
Financial administration	42,856.00
Public Safety	
Fire protection	729,592.00
Police protection	808,781.00
Other protection	25,136.00
Civil defense and disaster control	4,100.00
Streets and Roads	
Repairs and maintenance	396,715.00
Street lighting	79,000.00
Sanitation	
Street cleaning	33,373.00
Garbage and trash removal	23,985.00
Sanitary sewers	305,581.00
Health and Welfare	
Health services	54,547.00
Welfare—public assistance	7,170.00
Hospitals	
Recreation	
Beaches and boardwalks	
Parks and playgrounds	75,031.00
Other recreational services	106,516.00
Education (excl. school districts)	
Libraries	247,827.00
Other educational services	8,145.00
Statutory Expenditures	286,634.00
Unclassified Purposes	2,500.00
Total Municipal Functions	\$3,836,774.00

Per Capita—Municipal Functions	\$87.32
Capital Improvements	350,000.00
Debt Service	63,307.50
Principal payments .. \$60,000.00	
Interest payments .. 3,307.50	
Per Capita—Debt Service	\$1.44
Deferred Charges	
Total Municipal Expenditures	\$4,250,081.50

Required Payments for Local School, County, and Special District Taxes	6,880,676.61
---	--------------

TOTAL EXPENDITURES	\$11,130,758.11
Reserve for Uncollected Taxes	\$396,324.93
GRAND TOTAL	\$11,527,083.04

REVENUES REALIZED IN 1967

Surplus revenue appropriated	\$700,000.00
Miscellaneous revenues realized ..	1,090,461.18
State aid revenues realized	31,081.65
Delinquent tax and lien collections ..	154,396.36
Current tax collections	9,749,838.02
Emergency borrowings	

TOTAL REVENUES \$11,725,822.21

CAPITAL OUTLAY (BY ORDINANCE) 1967

Beaches and boardwalks	
Buildings and equipment	\$104,142.29
Parks and playgrounds	
Sanitary sewers	1,855.57
Streets and roads	327,804.01
Water supply	38,549.21
Other purposes	
	\$472,351.08

TAXES

Local school taxes	\$5,759,815.83
County taxes	1,120,860.78
Special district taxes	
	\$6,880,676.61
Local purpose taxes	2,998,307.43
Veteran and senior citizen tax ..	249,760.00
Total tax levy (for rate purposes)	\$10,128,744.04

Per Capita Total Tax Levy	\$230.51
General tax rate	
Adjusted business personalty tax rate	5.80
Adjusted general tax rate	3.49

Current Taxes	
1967 taxes levied (total)	\$9,940,152.58
Collected in 1967	9,749,833.02
Per cent of levy collected	98.08
Transferred to liens	208.36
Adjustments	18,379.40
Balance December 31, 1967	\$171,681.80

All Prior Years Taxes Outstanding	
Balance January 1, 1967	\$156,926.82
Collected in 1967	154,396.36
Adjustments	-1,071.37
Balance December 31, 1967	\$1,459.09

Tax Title Liens Outstanding	
Balance January 1, 1967	\$75.53
Redeemed by cash	
Adjustments	+383.40
Balance December 31, 1967	\$458.93

Property Acquired by Deed or Foreclosure	
Balance January 1, 1967	\$375,813.00
Sale for cash	220,145.00
Adjustments	+214,534.00
Balance December 31, 1967	\$370,202.00

CAPITAL DEBT, DECEMBER 31, 1967

Authorized—Issued and Unissued

	Gross Debt	Net Debt
School debt	\$3,855,000.00	
Self-liquidating debt ..		
Other capital debt	197,000.00	\$197,000.00
	\$4,052,000.00	\$197,000.00
Per Cent	1.24	0.06
Per Capita	\$92.22	\$4.48

Issued and Outstanding

School debt	\$3,855,000.00
Self-liquidating debt	
Other capital debt	97,000.00
	\$3,952,000.00

Equalized Valuation Basis \$324,563,646.00

CURRENT FINANCES DECEMBER 31, 1967

Cash	\$1,678,116.63
Taxes receivable	173,140.89
Tax title liens	458.93
Foreclosed property	370,202.00
Other receivables	107,179.17
Emergencies and deferred charges ..	30,000.00
State road aid receivable	1,844.00
	\$2,360,941.62
Cash liabilities	\$500,432.23
Reserves for receivables	650,980.99
Surplus revenue	1,209,528.40
	\$2,360,941.62

TENAFLY BOROUGH—BERGEN COUNTY

Population U. S. Census, 1960—14,264
Estimated Population, 1967—15,160

Land Area 4.40 sq. mi.

Net Valuation Taxable \$159,671,694
Equalized Valuation \$169,758,046

EXPENDITURES FOR 1967	
General Government	
Administrative and executive	\$196,679.61
Assessment and collection of taxes	47,925.00
Financial administration	6,300.00
Public Safety	
Fire protection	65,387.49
Police protection	331,332.81
Other protection	15,922.10
Civil defense and disaster control	1,455.00
Streets and Roads	
Repairs and maintenance	208,907.80
Street lighting	30,994.51
Sanitation	
Street cleaning	187,664.99
Garbage and trash removal	110,611.28
Sanitary sewers	
Health and Welfare	
Health services	24,766.25
Welfare—public assistance	1,568.28
Hospitals	
Recreation	
Beaches and boardwalks	53,279.79
Parks and playgrounds	32,750.00
Other recreational services	
Education (excl. school districts)	
Libraries	72,297.92
Other educational services	850.00
Statutory Expenditures	
.....	104,068.27
Unclassified Purposes	
.....	
Total Municipal Functions	\$1,492,761.10
Per Capita—Municipal Functions	
.....	\$98.47
Capital Improvements	
.....	5,000.00
Debt Service	
Principal payments	\$95,000.00
Interest payments	63,645.95
Per Capita—Debt Service	
.....	\$10.46
Deferred Charges	
.....	22,177.14
Total Municipal Expenditures	\$1,678,584.19
Required Payments for Local School, County, and Special District Taxes	
.....	3,279,014.88
TOTAL EXPENDITURES	\$4,957,599.07
Reserve for Uncollected Taxes..	
.....	\$135,026.18
GRAND TOTAL	\$5,092,625.25

REVENUES REALIZED IN 1967	
Surplus revenue appropriated	\$247,800.00
Miscellaneous revenues realized ..	376,292.95
State aid revenues realized	8,967.00
Delinquent tax and lien collections ..	37,868.93
Current tax collections	4,443,188.24
Emergency borrowings	
TOTAL REVENUES	\$5,114,117.12

CAPITAL OUTLAY (BY ORDINANCE) 1967	
Beaches and boardwalks	
Buildings and equipment	\$78,106.69
Parks and playgrounds	4,646.05
Sanitary sewers	66.06
Streets and roads	24,688.98
Water supply	
Other purposes	9,072.57
	\$116,580.35

TAXES	
Local school taxes	\$2,706,826.00
County taxes	572,188.88
Special district taxes	
Local purpose taxes	\$3,279,014.88
Veteran and senior citizen tax ...	1,181,921.48
	89,540.00
Total tax levy (for rate purposes)	\$4,550,476.36
Per Capita Total Tax Levy ...	
.....	\$300.16
General tax rate	
Adjusted business personalty tax rate	4.45
Adjusted general tax rate	2.82
Current Taxes	
1967 taxes levied (total)	\$4,486,161.51
Collected in 1967	4,443,188.24
Per cent of levy collected	99.04
Transferred to liens	564.00
Adjustments	2,403.43
Balance December 31, 1967	\$40,005.84
All Prior Years Taxes Outstanding	
Balance January 1, 1967	\$38,285.74
Collected in 1967	37,868.93
Adjustments	—416.81
Balance December 31, 1967	
Tax Title Liens Outstanding	
Balance January 1, 1967	\$62.87
Redeemed by cash	
Adjustments	—1,101.90
Balance December 31, 1967	\$1,164.77
Property Acquired by Deed or Foreclosure	
Balance January 1, 1967	\$18,575.00
Sale for cash	
Adjustments	
Balance December 31, 1967	\$18,575.00

CAPITAL DEBT, DECEMBER 31, 1967		
Authorized—Issued and Unissued		
	Gross Debt	Net Debt
School debt	\$2,319,000.00	
Self-liquidating debt		
Other capital debt ...	2,046,868.00	\$2,046,868.00
	\$4,365,868.00	\$2,046,868.00
Per Cent	2.63	1.23
Per Capita	\$287.99	\$135.02

Issued and Outstanding	
School debt	\$2,319,000.00
Self-liquidating debt	
Other capital debt	1,985,225.00
	\$4,304,225.00

Equalized Valuation Basis \$165,690,880.00

CURRENT FINANCES DECEMBER 31, 1967	
Cash	\$334,973.13
Taxes receivable	40,005.84
Tax title liens	1,164.77
Foreclosed property	18,575.00
Other receivables	6,997.66
Emergencies and deferred charges ..	43,589.50
State road aid receivable	
	\$445,305.90
Cash liabilities	\$91,501.01
Reserves for receivables	66,743.27
Surplus revenue	287,061.62
	\$445,305.90

TETERBORO BOROUGH—BERGEN COUNTY

Population U. S. Census, 1960—22
Estimated Population, 1967—20

Land Area 1.20 sq. mi.

Net Valuation Taxable \$59,760,924
Equalized Valuation \$59,814,670

EXPENDITURES FOR 1967

General Government	
Administrative and executive	\$60,087.00
Assessment and collection of taxes	11,115.00
Financial administration	2,200.00
Public Safety	
Fire protection	11,250.00
Police protection	34,000.00
Other protection
Civil defense and disaster control	1,000.00
Streets and Roads	
Repairs and maintenance	25,735.00
Street lighting	3,500.00
Sanitation	
Street cleaning
Garbage and trash removal	1,030.00
Sanitary sewers	31,800.00
Health and Welfare	
Health services	2,250.00
Welfare—public assistance	1.00
Hospitals	35,000.00
Recreation	
Beaches and boardwalks
Parks and playgrounds
Other recreational services
Education (excl. school districts)	
Libraries
Other educational services
Statutory Expenditures	5,500.00
Unclassified Purposes	500.00
Total Municipal Functions	\$224,968.00

Per Capita—Municipal Functions	\$11,248.00
Capital Improvements	60,000.00
Debt Service	
Principal payments
Interest payments
Per Capita—Debt Service	
Deferred Charges	
Total Municipal Expenditures	\$284,968.00

Required Payments for Local School, County, and Special District Taxes	
	203,221.26
TOTAL EXPENDITURES	\$488,189.26
Reserve for Uncollected Taxes...	\$1,232.00
GRAND TOTAL	\$489,421.26

REVENUES REALIZED IN 1967

Surplus revenue appropriated	\$76,000.00
Miscellaneous revenues realized ..	81,629.05
State aid revenues realized	6,005.00
Delinquent tax and lien collections
Current tax collections	360,900.83
Emergency borrowings
TOTAL REVENUES	\$524,534.88

CAPITAL OUTLAY (BY ORDINANCE) 1967

Beaches and boardwalks
Buildings and equipment
Parks and playgrounds
Sanitary sewers
Streets and roads	\$1,897.58
Water supply
Other purposes
	\$1,897.58

TAXES

Local school taxes	\$1,350.00
County taxes	201,871.26
Special district taxes
	\$203,221.26
Local purpose taxes	151,200.00
Veteran and senior citizen tax
Total tax levy (for rate purposes)	\$354,421.26

Per Capita Total Tax Levy	\$17,721.00
General tax rate	0.60
Adjusted business personality tax rate
Adjusted general tax rate

Current Taxes	
1967 taxes levied (total)	\$360,900.83
Collected in 1967	360,900.83
Per cent of levy collected	100.00
Transferred to liens
Adjustments
Balance December 31, 1967

All Prior Years Taxes Outstanding

Balance January 1, 1967
Collected in 1967
Adjustments
Balance December 31, 1967

Tax Title Liens Outstanding

Balance January 1, 1967
Redeemed by cash
Adjustments
Balance December 31, 1967

Property Acquired by Deed or Foreclosure

Balance January 1, 1967
Sale for cash
Adjustments
Balance December 31, 1967

CAPITAL DEBT, DECEMBER 31, 1967

Authorized—Issued and Unissued

	Gross Debt	Net Debt
School debt
Self-liquidating debt
Other capital debt

Per Cent
Per Capita

Issued and Outstanding

School debt
Self-liquidating debt
Other capital debt

Equalized Valuation Basis \$58,712,716.00

CURRENT FINANCES DECEMBER 31, 1967

Cash	\$207,551.36
Taxes receivable
Tax title liens
Foreclosed property
Other receivables	5,500.00
Emergencies and deferred charges
State road aid receivable	31,495.00
	\$244,546.36
Cash liabilities	\$123,283.16
Reserves for receivables
Surplus revenue	121,263.20
	\$244,546.36

TEWKSBURY TOWNSHIP—HUNTERDON COUNTY

Population U. S. Census, 1960—1,908
Estimated Population, 1967—2,410

Land Area 31.80 sq. mi.

Net Valuation Taxable \$25,145,751
Equalized Valuation \$27,984,558

EXPENDITURES FOR 1967

General Government	
Administrative and executive	\$35,075.00
Assessment and collection of taxes ..	8,750.00
Financial administration	3,800.00
Public Safety	
Fire protection	4,150.00
Police protection	9,720.00
Other protection	2,225.00
Civil defense and disaster control
Streets and Roads	
Repairs and maintenance	67,450.00
Street lighting	800.00
Sanitation	
Street cleaning
Garbage and trash removal
Sanitary sewers
Health and Welfare	
Health services	1,800.00
Welfare—public assistance	400.00
Hospitals
Recreation	
Beaches and boardwalks
Parks and playgrounds
Other recreational services
Education (excl. school districts)	
Libraries
Other educational services
Statutory Expenditures	4,000.00
Unclassified Purposes	200.00
Total Municipal Functions	\$138,370.00
Per Capita—Municipal Functions	\$57.41
Capital Improvements	64,088.00
Debt Service
Principal payments
Interest payments
Per Capita—Debt Service
Deferred Charges	3,783.00
Total Municipal Expenditures	\$206,241.00
Required Payments for Local School, County, and Special District Taxes	564,254.98
TOTAL EXPENDITURES	\$770,495.98
Reserve for Uncollected Taxes...	\$58,731.48
GRAND TOTAL	\$829,227.46

REVENUES REALIZED IN 1967

Surplus revenue appropriated	\$81,000.00
Miscellaneous revenues realized ..	26,198.64
State aid revenues realized	33,018.00
Delinquent tax and lien collections ..	30,312.54
Current tax collections	617,417.34
Emergency borrowings
TOTAL REVENUES	\$787,946.52

CAPITAL OUTLAY (BY ORDINANCE) 1967

Beaches and boardwalks
Buildings and equipment
Parks and playgrounds
Sanitary sewers
Streets and roads
Water supply
Other purposes

TAXES

Local school taxes	\$448,601.74
County taxes	115,653.24
Special district taxes
	\$564,254.98
Local purpose taxes	76,418.48
Veteran and senior citizen tax ...	14,370.00
Total tax levy (for rate purposes)	\$655,043.46
Per Capita Total Tax Levy ...	\$271.80
General tax rate
Adjusted business personalty tax rate	8.54
Adjusted general tax rate	2.49
Current Taxes	
1967 taxes levied (total)	\$655,157.42
Collected in 1967	617,417.34
Per cent of levy col-lected	94.23
Transferred to liens	181.77
Adjustments	868.27
Balance December 31, 1967	\$36,690.04
All Prior Years Taxes Outstanding	
Balance January 1, 1967	\$32,906.90
Collected in 1967	30,312.54
Adjustments	1,485.77
Balance December 31, 1967	\$1,108.59
Tax Title Liens Outstanding	
Balance January 1, 1967	\$1,067.80
Redeemed by cash
Adjustments	+309.16
Balance December 31, 1967	\$1,376.96
Property Acquired by Deed or Foreclosure	
Balance January 1, 1967
Sale for cash
Adjustments
Balance December 31, 1967

CAPITAL DEBT, DECEMBER 31, 1967

Authorized—Issued and Unissued

	Gross Debt	Net Debt
School debt	\$922,558.00
Self-liquidating debt
Other capital debt
	\$922,558.00
Per Cent	3.25
Per Capita	\$382.80

Issued and Outstanding

School debt	\$355,357.00
Self-liquidating debt
Other capital debt
	\$355,357.00

Equalized Valuation Basis \$28,369,874.00

CURRENT FINANCES DECEMBER 31, 1967

Cash	\$213,070.22
Taxes receivable	37,798.63
Tax title liens	1,376.96
Foreclosed property
Other receivables	49.40
Emergencies and deferred charges ..	9,850.00
State road aid receivable	19,879.00
	\$282,024.21
Cash liabilities	\$60,013.85
Reserves for receivables	39,224.99
Surplus revenue	182,785.37
	\$282,024.21

TOTOWA BOROUGH—PASSAIC COUNTY

Population U. S. Census, 1960—10,897
Estimated Population, 1967—11,910

Land Area 3.90 sq. mi.

Net Valuation Taxable \$106,675,579
Equalized Valuation \$103,506,295

EXPENDITURES FOR 1967

General Government
Administrative and executive \$85,127.59
Assessment and collection of taxes .. 22,323.23
Financial administration 11,260.00

Public Safety
Fire protection 18,675.00
Police protection 172,170.00
Other protection 3,320.00
Civil defense and disaster control .. 2,450.00

Streets and Roads
Repairs and maintenance 78,075.00
Street lighting 14,145.00

Sanitation
Street cleaning
Garbage and trash removal 67,550.00
Sanitary sewers 54,700.00

Health and Welfare
Health services 11,592.53
Welfare—public assistance 1,965.00
Hospitals
Recreation

Beaches and boardwalks
Parks and playgrounds 23,000.00
Other recreational services
Education (excl. school districts)

Libraries 15,000.00
Other educational services 2,000.00

Statutory Expenditures 30,830.95

Unclassified Purposes 700.00

Total Municipal Functions \$614,884.30

Per Capita—Municipal Functions \$51.63

Capital Improvements 31,000.00

Debt Service 142,542.50

Principal payments .. \$79,000.00
Interest payments .. 63,542.50

Per Capita—Debt Service \$11.07

Deferred Charges 35,943.73

Total Municipal Expenditures \$824,370.53

Required Payments for Local School, County, and Special District Taxes 1,907,894.40

TOTAL EXPENDITURES \$2,732,264.93

Reserve for Uncollected Taxes.. \$82,979.59

GRAND TOTAL \$2,815,244.52

REVENUES REALIZED IN 1967

Surplus revenue appropriated \$117,000.00
Miscellaneous revenues realized .. 271,293.67
State aid revenues realized 28,516.00
Delinquent tax and lien collections .. 63,884.68
Current tax collections 2,347,195.58
Emergency borrowings
TOTAL REVENUES \$2,827,889.93

CAPITAL OUTLAY (BY ORDINANCE) 1967

Beaches and boardwalks
Buildings and equipment \$111,633.15
Parks and playgrounds
Sanitary sewers 45,551.16
Streets and roads 62,230.10
Water supply 9,431.05
Other purposes
\$228,845.46

TAXES

Local school taxes \$1,373,344.80
County taxes 534,549.60
Special district taxes
\$1,907,894.40

Local purpose taxes 467,472.33
Veteran and senior citizen tax ... 79,230.00

Total tax levy (for rate purposes) \$2,454,596.73

Per Capita Total Tax Levy \$206.10

General tax rate 2.30

Adjusted business personality tax rate
Adjusted general tax rate
Current Taxes

1967 taxes levied (total) \$2,411,629.45
Collected in 1967 2,347,195.58

Per cent of levy col-lected 97.32

Transferred to liens 80.50

Adjustments 10,504.72

Balance December 31, 1967 \$53,848.65

All Prior Years Taxes Outstanding

Balance January 1, 1967 \$72,213.47

Collected in 1967 63,884.68

Adjustments —948.96

Balance December 31, 1967 \$7,379.83

Tax Title Liens Outstanding

Balance January 1, 1967 \$3,076.93

Redeemed by cash
Adjustments +80.50

Balance December 31, 1967 \$3,157.43

Property Acquired by Deed or Foreclosure

Balance January 1, 1967 \$88,100.00

Sale for cash
Adjustments
Balance December 31, 1967 \$88,100.00

CAPITAL DEBT, DECEMBER 31, 1967

Authorized—Issued and Unissued

	Gross Debt	Net Debt
School debt	\$2,360,153.00	
Self-liquidating debt	120,785.00	
Other capital debt	2,644,666.00	\$2,447,965.00
	\$5,125,604.00	\$2,447,965.00

Per Cent 4.72

Per Capita \$430.36 \$205.54

Issued and Outstanding

School debt	\$2,108,152.00
Self-liquidating debt	90,000.00
Other capital debt	1,825,000.00
	\$4,023,152.00

Equalized Valuation Basis \$108,536,877.00

CURRENT FINANCES DECEMBER 31, 1967

Cash	\$894,611.82
Taxes receivable	61,228.48
Tax title liens	3,157.43
Foreclosed property	88,100.00
Other receivables	19,540.62
Emergencies and deferred charges	30,281.06
State road aid receivable	32,852.70
	\$1,129,772.11

Cash liabilities \$794,764.97

Reserves for receivables 172,026.53

Surplus revenue 162,980.61

\$1,129,772.11

TRENTON CITY—MERCER COUNTY

Population U. S. Census, 1960—114,167 Land Area 7.50 sq. mi. Net Valuation Taxable \$9,509,691
 Estimated Population, 1967—110,980 Equalized Valuation \$20,023,729

EXPENDITURES FOR 1967

General Government	
Administrative and executive	\$1,437,427.85
Assessment and collection of taxes	170,619.84
Financial administration	134,335.32
Public Safety	
Fire protection	2,311,607.09
Police protection	2,868,982.43
Other protection	483,996.33
Civil defense and disaster control	38,916.44
Streets and Roads	
Repairs and maintenance	656,808.55
Street lighting	378,434.48
Sanitation	
Street cleaning	639,837.01
Garbage and trash removal	464,299.72
Sanitary sewers	
Health and Welfare	
Health services	440,612.88
Welfare—public assistance	551,779.95
Hospitals	
Recreation	
Beaches and boardwalks	531,231.94
Parks and playgrounds	
Other recreational services	
Education (excl. school districts)	
Libraries	400,272.00
Other educational services	79,182.26
Statutory Expenditures	
	1,586,333.91
Unclassified Purposes	
	18,337.32
Total Municipal Functions	
	\$13,193,015.32
Per Capita—Municipal Functions	
	\$118.88
Capital Improvements	
	200,000.00
Debt Service	
	*1,626,644.62
Principal payments . \$1,196,000.00	
Interest payments .. 430,644.62	
Per Capita—Debt Service	
	\$14.66
Deferred Charges	
	183,925.54
Total Municipal Expenditures	
	\$15,203,585.48
Required Payments for Local School, County, and Special District Taxes	
	9,977,198.99
TOTAL EXPENDITURES	
	\$25,180,784.17
Reserve for Uncollected Taxes...	
	\$1,949,669.02
GRAND TOTAL	
	\$27,130,453.49

REVENUES REALIZED IN 1967

Surplus revenue appropriated	\$1,572,050.00
Miscellaneous revenues realized ..	3,147,196.50
State aid revenues realized	729,309.25
Delinquent tax and lien collections ..	1,432,670.29
Current tax collections	19,399,875.08
Emergency borrowings	
TOTAL REVENUES	
	\$26,281,101.12

CAPITAL OUTLAY (BY ORDINANCE) 1967

Beaches and boardwalks	
Buildings and equipment	\$94,237.95
Parks and playgrounds	125,705.25
Sanitary sewers	
Streets and roads	176,865.55
Water supply	286,817.09
Other purposes	1,117,733.86
	\$1,801,359.70

TAXES

Local school taxes	\$7,843,184.04
County taxes	2,802,964.75
Special district taxes	
	\$10,646,148.79
Local purpose taxes	10,628,490.48
Veteran and senior citizen tax ...	527,520.00
Total tax levy (for rate purposes)	
	\$21,802,159.57
Per Capita Total Tax Levy ...	
	\$196.45
General tax rate	
Adjusted business personalty tax rate	10.26
Adjusted general tax rate	5.85
Current Taxes	
1967 taxes levied (total)	\$21,328,519.83
Collected in 1967	19,399,875.08
Per cent of levy collected	90.95
Transferred to liens	151,382.02
Adjustments	282,385.25
Balance December 31, 1967	\$1,494,877.48
All Prior Years Taxes Outstanding	
Balance January 1, 1967	\$1,946,339.03
Collected in 1967	1,116,573.65
Adjustments	-180,218.09
Balance December 31, 1967	\$649,547.29
Tax Title Liens Outstanding	
Balance January 1, 1967	\$536,624.29
Redeemed by cash	316,096.64
Adjustments	+222,440.07
Balance December 31, 1967	\$442,967.72
Property Acquired by Deed or Foreclosure	
Balance January 1, 1967	\$211,800.00
Sale for cash	11,900.00
Adjustments	-11,025.00
Balance December 31, 1967	\$188,875.00

CAPITAL DEBT, DECEMBER 31, 1967

Authorized—Issued and Unissued

	Gross Debt	Net Debt
School debt	\$7,288,000.00	
Self-liquidating debt ..	8,985,000.00	
Other capital debt	10,184,000.00	\$6,952,067.00
		\$26,457,000.00
		\$6,952,067.00
Per Cent	7.94	2.08
Per Capita	\$238.30	\$62.64

Issued and Outstanding

School debt	\$6,420,000.00
Self-liquidating debt	6,920,000.00
Other capital debt	7,883,000.00
	\$21,223,000.00

Equalized Valuation Basis \$333,361,329.00

CURRENT FINANCES DECEMBER 31, 1967

Cash	\$1,941,314.74
Taxes receivable	2,144,424.77
Tax title liens	442,967.72
Foreclosed property	188,875.00
Other receivables	632,713.55
Emergencies and deferred charges ..	316,988.00
State road aid receivable	
	\$5,667,283.78
Cash liabilities	\$920,883.81
Reserves for receivables	3,408,981.04
Surplus revenue	1,337,418.93
	\$5,667,283.78

* Includes \$668,949.80 Chapter VI School Debt Service.

TUCKERTON BOROUGH—OCEAN COUNTY

Population U. S. Census, 1960—1,536
Estimated Population, 1967—1,710

Land Area 3.80 sq. mi.

Net Valuation Taxable \$11,133,708
Equalized Valuation \$10,297,687

EXPENDITURES FOR 1967

General Government	
Administrative and executive	\$12,564.72
Assessment and collection of taxes ..	4,858.17
Financial administration	1,350.00
Public Safety	
Fire protection	6,520.00
Police protection	19,735.71
Other protection	1,011.12
Civil defense and disaster control ..	328.78
Streets and Roads	
Repairs and maintenance	6,900.16
Street lighting	9,878.55
Sanitation	
Street cleaning
Garbage and trash removal	12,633.74
Sanitary sewers
Health and Welfare	
Health services	6,212.74
Welfare—public assistance	246.19
Hospitals
Recreation	
Beaches and boardwalks
Parks and playgrounds
Other recreational services	1,002.64
Education (excl. school districts)	
Libraries	1,200.00
Other educational services
Statutory Expenditures	2,104.15
Unclassified Purposes	25.00
Total Municipal Functions	\$86,571.67
Per Capita—Municipal Functions ..	\$50.63
Capital Improvements	5,580.00
Debt Service	200.00
Principal payments
Interest payments ..	\$200.00
Per Capita—Debt Service ..	\$0.12
Deferred Charges	2,190.00
Total Municipal Expenditures	\$94,541.67
Required Payments for Local School, County, and Special District Taxes	
	288,080.87
TOTAL EXPENDITURES	\$382,622.54
Reserve for Uncollected Taxes ..	\$31,697.33
GRAND TOTAL	\$414,319.87

REVENUES REALIZED IN 1967

Surplus revenue appropriated	\$28,000.00
Miscellaneous revenues realized ..	55,404.28
State aid revenues realized	7,545.00
Delinquent tax and lien collections ..	19,618.40
Current tax collections	289,650.26
Emergency borrowings

TOTAL REVENUES \$400,217.94

CAPITAL OUTLAY (BY ORDINANCE) 1967

Beaches and boardwalks
Buildings and equipment
Parks and playgrounds
Sanitary sewers
Streets and roads
Water supply
Other purposes

TAXES

Local school taxes	\$233,656.00
County taxes	54,424.87
Special district taxes
	\$288,080.87
Local purpose taxes	29,700.00
Veteran and senior citizen tax ...	15,850.00
Total tax levy (for rate purposes) ..	\$333,630.87
Per Capita Total Tax Levy ..	
General tax rate
Adjusted business personalty tax rate	3.16
Adjusted general tax rate	2.98
Current Taxes	
1967 taxes levied (total)	\$321,999.58
Collected in 1967	289,650.26
Per cent of levy collected	89.95
Transferred to liens
Adjustments
Balance December 31, 1967	\$32,349.32
All Prior Years Taxes Outstanding	
Balance January 1, 1967	\$22,085.04
Collected in 1967	19,171.10
Adjustments
Balance December 31, 1967	\$2,913.94
Tax Title Liens Outstanding	
Balance January 1, 1967	\$11,861.45
Redeemed by cash	447.30
Adjustments
Balance December 31, 1967	\$11,414.15
Property Acquired by Deed or Foreclosure	
Balance January 1, 1967	\$31,475.00
Sale for cash
Adjustments
Balance December 31, 1967	\$31,475.00

CAPITAL DEBT, DECEMBER 31, 1967

Authorized—Issued and Unissued		
	Gross Debt	Net Debt
School debt	\$110,000.00
Self-liquidating debt
Other capital debt	15,200.00	\$15,200.00
	\$125,200.00	\$15,200.00
Per Cent	1.27	0.15
Per Capita	\$73.22	\$8.89
Issued and Outstanding		
School debt	\$110,000.00
Self-liquidating debt
Other capital debt
	\$110,000.00	\$110,000.00

Equalized Valuation Basis \$9,816,603.00

CURRENT FINANCES DECEMBER 31, 1967

Cash	\$109,245.34
Taxes receivable	35,263.26
Tax title liens	11,414.15
Foreclosed property	31,475.00
Other receivables	21,756.37
Emergencies and deferred charges ..	723.60
State road aid receivable	5,022.00
	\$214,899.72
Cash liabilities	\$93,893.02
Reserves for receivables	99,908.78
Surplus revenue	21,097.92
	\$214,899.72

UNION TOWNSHIP—HUNTERDON COUNTY

Population U. S. Census, 1960—1,717
Estimated Population, 1967—1,920

Land Area 20.36 sq. mi.

Net Valuation Taxable \$11,862,352
Equalized Valuation \$13,762,163

EXPENDITURES FOR 1967	
General Government	
Administrative and executive	\$14,300.00
Assessment and collection of taxes ..	4,800.00
Financial administration	1,900.00
Public Safety	
Fire protection	3,400.00
Police protection	3,600.00
Other protection	700.00
Civil defense and disaster control ..	500.00
Streets and Roads	
Repairs and maintenance	35,750.00
Street lighting	700.00
Sanitation	
Street cleaning
Garbage and trash removal
Sanitary sewers
Health and Welfare	
Health services	625.00
Welfare—public assistance	270.00
Hospitals
Recreation	
Benches and boardwalks
Parks and playgrounds
Other recreational services
Education (excl. school districts)	
Libraries
Other educational services
Statutory Expenditures	2,300.00
Unclassified Purposes
Total Municipal Functions	\$68,845.00
Per Capita—Municipal Functions ..	\$35.86
Capital Improvements	34,200.00
Debt Service	
Principal payments
Interest payments
Per Capita—Debt Service
Deferred Charges
Total Municipal Expenditures	\$103,045.00
Required Payments for Local School, County, and Special District Taxes	
	283,515.95
TOTAL REVENUES	\$386,560.95
Reserve for Uncollected Taxes... ..	\$57,596.50
GRAND TOTAL	\$444,157.45

REVENUES REALIZED IN 1967	
Surplus revenue appropriated	\$15,000.00
Miscellaneous revenues realized ..	41,702.77
State aid revenues realized ..	25,277.00
Delinquent tax and lien collections ..	29,382.86
Current tax collections	258,165.19
Emergency borrowings
TOTAL REVENUES	\$369,527.82

CAPITAL OUTLAY (BY ORDINANCE) 1967	
Beaches and boardwalks
Buildings and equipment
Parks and playgrounds
Sanitary sewers
Streets and roads
Water supply
Other purposes

TAXES	
Local school taxes	\$226,741.01
County taxes	56,774.94
Special district taxes
	\$283,515.95
Local purpose taxes	41,639.50
Veteran and senior citizen tax ..	8,600.00
Total tax levy (for rate purposes) ..	\$333,755.45
Per Capita Total Tax Levy ...	\$173.83
General tax rate
Adjusted business personality tax ..	4.19
Adjusted general tax rate	2.76
Current Taxes	
1967 taxes levied (total)	\$326,509.57
Collected in 1967	258,165.19
Per cent of levy collected	79.06
Transferred to liens	104.88
Adjustments	1,228.68
Balance December 31, 1967	\$67,010.82
All Prior Years Taxes Outstanding	
Balance January 1, 1967	\$60,336.07
Collected in 1967	29,382.86
Adjustments	—95.67
Balance December 31, 1967	\$30,857.54
Tax Title Liens Outstanding	
Balance January 1, 1967	\$1,580.38
Redeemed by cash
Adjustments	+104.88
Balance December 31, 1967	\$1,685.26
Property Acquired by Deed or Foreclosure	
Balance January 1, 1967
Sale for cash
Adjustments
Balance December 31, 1967

CAPITAL DEBT, DECEMBER 31, 1967		
Authorized—Issued and Unissued		
	Gross Debt	Net Debt
School debt	\$917,392.00	\$174,483.00
Self-liquidating debt
Other capital debt	37,883.00	37,883.00
	\$955,275.00	\$212,366.00
Per Cent	7.53	1.67
Per Capita	\$497.54	\$110.61

Issued and Outstanding	
School debt	\$163,802.00
Self-liquidating debt
Other capital debt
	\$163,802.00

Equalized Valuation Basis \$12,683,883.00

CURRENT FINANCES DECEMBER 31, 1967	
Cash	\$197,071.74
Taxes receivable	100,212.84
Tax title liens	1,685.26
Foreclosed property
Other receivables	100.00
Emergencies and deferred charges ..	17,144.38
State road aid receivable	17,882.00
	\$334,096.22
Cash liabilities	\$191,039.24
Reserves for receivables	101,998.10
Surplus revenue	41,058.88
	\$334,096.22

UNION TOWNSHIP—OCEAN COUNTY

Population U. S. Census, 1960—1,270
Estimated Population, 1967—1,390

Land Area 33.30 sq. mi.

Net Valuation Taxable \$9,016,752
Equalized Valuation \$9,324,506

EXPENDITURES FOR 1967

General Government	
Administrative and executive . . .	\$17,175.00
Assessment and collection of taxes . .	11,135.00
Financial administration	1,970.00
Public Safety	
Fire protection	8,750.00
Police protection	10,639.00
Other protection	500.00
Civil defense and disaster control . .	250.00
Streets and Roads	
Repairs and maintenance	11,815.00
Street lighting	3,500.00
Sanitation	
Street cleaning	12,800.00
Garbage and trash removal	12,800.00
Sanitary sewers	12,800.00
Health and Welfare	
Health services	3,150.00
Welfare—public assistance	2,050.00
Hospitals	500.00
Recreation	
Beaches and boardwalks	2,791.00
Parks and playgrounds	2,791.00
Other recreational services	2,791.00
Education (excl. school districts)	
Libraries	100.00
Other educational services	100.00
Statutory Expenditures	
Unclassified Purposes	50.00
Total Municipal Functions	\$89,185.00
Per Capita—Municipal Functions	
Capital Improvements	27,329.44
Debt Service	
Principal payments	100.00
Interest payments	\$100.00
Per Capita—Debt Service	
Deferred Charges	4,376.58
Total Municipal Expenditures	\$120,991.02
Required Payments for Local School, County, and Special District Taxes	
237,478.23	
TOTAL EXPENDITURES	\$358,469.25
Reserve for Uncollected Taxes..	\$63,275.98
GRAND TOTAL	\$421,745.23

REVENUES REALIZED IN 1967

Surplus revenue appropriated . . .	\$37,000.00
Miscellaneous revenues realized . .	73,658.45
State aid revenues realized	25,444.60
Delinquent tax and lien collections .	42,948.38
Current tax collections	220,109.58
Emergency borrowings	220,109.58
TOTAL REVENUES	\$399,161.01

CAPITAL OUTLAY (BY ORDINANCE) 1967

Beaches and boardwalks	2,791.00
Buildings and equipment	2,791.00
Parks and playgrounds	2,791.00
Sanitary sewers	12,800.00
Streets and roads	15,315.00
Water supply	3,500.00
Other purposes	50.00
TOTAL CAPITAL OUTLAY	\$42,948.38

TAXES

Local school taxes	\$188,153.00
County taxes	49,325.23
Special district taxes	13,010.00
Total Tax Levy (for rate purposes)	\$288,938.23
Per Capita Total Tax Levy	
General tax rate	3.19
Adjusted business personality tax rate	79.19
Adjusted general tax rate	82.38
Current Taxes	
1967 taxes levied (total)	\$277,927.81
Collected in 1967	220,109.58
Per cent of levy collected	79.19
Transferred to liens	79.19
Adjustments	79.19
Balance December 31, 1967	\$57,818.23
All Prior Years Taxes Outstanding	
Balance January 1, 1967	\$50,003.48
Collected in 1967	40,133.24
Adjustments	40,133.24
Balance December 31, 1967	\$9,870.24
Tax Title Liens Outstanding	
Balance January 1, 1967	\$36,479.92
Redeemed by cash	2,815.14
Adjustments	2,815.14
Balance December 31, 1967	\$33,664.78
Property Acquired by Deed or Foreclosure	
Balance January 1, 1967	\$14,630.00
Sale for cash	22,215.00
Adjustments	22,215.00
Balance December 31, 1967	\$36,330.00

CAPITAL DEBT, DECEMBER 31, 1967

Authorized—Issued and Unissued

	Gross Debt	Net Debt
School debt	\$20,000.00	\$20,000.00
Self-liquidating debt	5,934.00	5,934.00
Other capital debt	5,934.00	5,934.00
	\$25,934.00	\$25,934.00
Per Cent	0.28	0.06
Per Capita	\$21.54	\$4.27

Issued and Outstanding

School debt	\$20,000.00
Self-liquidating debt	5,934.00
Other capital debt	5,934.00
Total Issued and Outstanding	\$31,868.00

Equalized Valuation Basis \$9,160,311.00

CURRENT FINANCES DECEMBER 31, 1967

Cash	\$131,937.18
Taxes receivable	67,688.47
Tax title liens	33,664.78
Foreclosed property	3,630.00
Other receivables	29,616.57
Emergencies and deferred charges . .	1,084.21
State road aid receivable	20,030.59
Total Current Assets	\$287,651.80
Cash liabilities	\$90,797.88
Reserves for receivables	134,599.82
Surplus revenue	62,254.10
Total Current Liabilities	\$287,651.80

UNION TOWNSHIP—UNION COUNTY

Population U. S. Census, 1960—51,499
Estimated Population, 1967—56,850

Land Area 9.00 sq. mi.

Net Valuation Taxable \$227,668,650
Equalized Valuation \$558,419,330

EXPENDITURES FOR 1967

General Government	
Administrative and executive	\$522,899.00
Assessment and collection of taxes ..	121,830.00
Financial administration	40,225.00
Public Safety	
Fire protection	1,049,127.00
Police protection	1,067,337.00
Other protection	29,855.00
Civil defense and disaster control ..	12,300.00
Streets and Roads	
Repairs and maintenance	238,075.00
Street lighting	122,000.00
Sanitation	
Street cleaning	345,100.00
Garbage and trash removal	62,948.00
Sanitary sewers	62,948.00
Health and Welfare	
Health services	155,530.00
Welfare—public assistance	24,850.00
Hospitals	8,000.00
Recreation	
Beaches and boardwalks
Parks and playgrounds
Other recreational services	87,500.00
Education (excl. school districts)	
Libraries	217,633.00
Other educational services	3,000.00
Statutory Expenditures	
Unclassified Purposes	
Total Municipal Functions	
	\$4,430,809.00

Per Capita—Municipal Functions	\$77.94
Capital Improvements	30,000.00
Debt Service	454,000.00
Principal payments ..	\$374,000.00
Interest payments ..	80,000.00

Per Capita—Debt Service	\$7.99
Deferred Charges	
Total Municipal Expenditures	
	\$4,914,809.00

Required Payments for Local School, County, and Special District Taxes	7,912,499.15
---	---------------------

TOTAL EXPENDITURES \$12,827,308.15

Reserve for Uncollected Taxes..	\$481,556.48
GRAND TOTAL	\$13,308,864.63

REVENUES REALIZED IN 1967

Surplus revenue appropriated ...	\$1,000,000.00
Miscellaneous revenues realized ..	1,874,566.31
State aid revenues realized	38,347.65
Delinquent tax and lien collections ..	168,646.15
Current tax collections	10,715,395.05
Emergency borrowings

TOTAL REVENUES \$13,796,955.16

CAPITAL OUTLAY (BY ORDINANCE) 1967

Beaches and boardwalks
Buildings and equipment	\$73,415.55
Parks and playgrounds	7,828.52
Sanitary sewers	124,797.38
Streets and roads	240,167.81
Water supply
Other purposes
	\$446,209.26

TAXES

Local school taxes	\$5,943,400.00
County taxes	1,969,099.15
Special district taxes
	\$7,912,499.15
Local purpose taxes	2,946,065.48
Veteran and senior citizen tax ...	351,060.00
Total tax levy (for rate purposes)	\$11,209,624.63
Per Capita Total Tax Levy ...	
\$197.18	
General tax rate
Adjusted business personalty tax rate	8.53
Adjusted general tax rate	4.67
Current Taxes	
1967 taxes levied (total)	\$10,951,925.15
Collected in 1967	10,715,395.05
Per cent of levy collected	97.84
Transferred to liens	878.36
Adjustments	14,498.10
Balance December 31, 1967	\$221,153.64
All Prior Years Taxes Outstanding	
Balance January 1, 1967	\$273,949.43
Collected in 1967	162,435.90
Adjustments	—15,578.93
Balance December 31, 1967	\$95,934.60
Tax Title Liens Outstanding	
Balance January 1, 1967	\$12,597.40
Redeemed by cash	6,210.25
Adjustments	+1,646.00
Balance December 31, 1967	\$8,033.15

Property Acquired by Deed or Foreclosure	
Balance January 1, 1967	\$509,665.00
Sale for cash	391,943.82
Adjustments	+376,343.82
Balance December 31, 1967	\$494,065.00

CAPITAL DEBT, DECEMBER 31, 1967

Authorized—Issued and Unissued

	Gross Debt	Net Debt
School debt	\$8,753,000.00
Self-liquidating debt
Other capital debt ...	3,009,300.00	\$2,799,032.00
	\$11,762,300.00	\$2,799,032.00
Per Cent	2.32	0.55
Per Capita	\$206.90	\$49.24

Issued and Outstanding

School debt	\$8,203,000.00
Self-liquidating debt
Other capital debt	2,093,000.00
	\$10,296,000.00

Equalized Valuation Basis \$507,064,724.00

CURRENT FINANCES DECEMBER 31, 1967

Cash	\$5,233,131.56
Taxes receivable	317,088.24
Tax title liens	8,033.15
Foreclosed property	494,065.00
Other receivables	129,409.44
Emergencies and deferred charges ..	16,300.00
State road aid receivable
	\$6,198,027.39
Cash liabilities	\$3,438,177.83
Reserves for receivables	948,595.83
Surplus revenue	1,811,253.73
	\$6,198,027.39

UNION BEACH BOROUGH—MONMOUTH COUNTY

Population U. S. Census, 1960—5,862
Estimated Population, 1967—6,890

Land Area 1.80 sq. mi.

Net Valuation Taxable \$20,734,818
Equalized Valuation \$23,769,744

EXPENDITURES FOR 1967

General Government	
Administrative and executive	\$43,422.39
Assessment and collection of taxes	17,800.00
Financial administration	2,825.00
Public Safety	
Fire protection	28,685.00
Police protection	78,343.00
Other protection	1,800.00
Civil defense and disaster control	700.00
Streets and Roads	
Repairs and maintenance	58,114.45
Street lighting	10,889.40
Sanitation	
Street cleaning
Garbage and trash removal	43,000.00
Sanitary sewers
Health and Welfare	
Health services	7,721.00
Welfare—public assistance	8,200.00
Hospitals
Recreation	
Beaches and boardwalks
Parks and playgrounds	3,136.00
Other recreational services	3,052.15
Education (excl. school districts)	
Libraries	3,400.00
Other educational services	369.00
Statutory Expenditures	8,727.61
Unclassified Purposes
Total Municipal Functions	\$320,185.00

Per Capita—Municipal Functions	\$46.47
Capital Improvements	21,710.00
Debt Service	31,865.40
Principal payments ..	\$28,000.00
Interest payments ..	3,865.40

Per Capita—Debt Service	\$4.62
Deferred Charges	2,774.26
Total Municipal Expenditures	\$376,534.66

Required Payments for Local School, County, and Special District Taxes	586,686.99
---	------------

TOTAL EXPENDITURES **\$963,221.65**

Reserve for Uncollected Taxes...	\$113,546.76
GRAND TOTAL	\$1,076,768.41

REVENUES REALIZED IN 1967

Surplus revenue appropriated	\$100,000.00
Miscellaneous revenues realized	158,192.42
State aid revenues realized	21,330.00
Delinquent tax and lien collections ..	68,112.47
Current tax collections	686,967.35
Emergency borrowings

TOTAL REVENUES **\$1,034,602.24**

CAPITAL OUTLAY (BY ORDINANCE) 1967

Beaches and boardwalks
Buildings and equipment	\$20,490.00
Parks and playgrounds
Sanitary sewers
Streets and roads
Water supply
Other purposes
Total	\$20,490.00

TAXES

Local school taxes	\$450,204.00
County taxes	136,482.99
Special district taxes
Local purpose taxes	\$586,686.99
Veteran and senior citizen tax ...	187,351.42
Total tax levy (for rate purposes)	\$815,258.41

Per Capita Total Tax Levy	\$118.32
General tax rate	3.931
Adjusted business personalty tax rate
Adjusted general tax rate

Current Taxes

1967 taxes levied (total)	\$776,202.46
Collected in 1967	686,967.35
Per cent of levy collected	88.50
Transferred to Liens	13,000.00
Adjustments
Balance December 31, 1967	\$76,235.11

All Prior Years Taxes Outstanding

Balance January 1, 1967	\$77,646.57
Collected in 1967	58,198.41
Adjustments
Balance December 31, 1967	\$19,448.16

Tax Title Liens Outstanding

Balance January 1, 1967	\$120,544.27
Redeemed by cash	9,914.06
Adjustments	+13,000.00
Balance December 31, 1967	\$123,630.21

Property Acquired by Deed or Foreclosure

Balance January 1, 1967	\$132,405.25
Sale for cash	45,900.99
Adjustments	+45,900.99
Balance December 31, 1967	\$132,405.25

CAPITAL DEBT, DECEMBER 31, 1967

Authorized—Issued and Unissued

	Gross Debt	Net Debt
School debt	\$255,000.00
Self-liquidating debt
Other capital debt	3,286,593.00	\$3,283,053.00
	\$3,541,593.00	\$3,283,053.00
Per Cent	15.90	14.74
Per Capita	\$514.02	\$476.50

Issued and Outstanding

School debt	\$255,000.00
Self-liquidating debt
Other capital debt	102,440.00
	\$357,440.00

Equalized Valuation Basis \$22,269,484.00

CURRENT FINANCES DECEMBER 31, 1967

Cash	\$228,357.20
Taxes receivable	95,683.27
Tax title liens	123,630.21
Foreclosed property	132,405.25
Other receivables	3,364.17
Emergencies and deferred charges ..	12,000.00
State road aid receivable	17,738.00
	\$613,178.10

Cash liabilities	\$136,527.91
Reserves for receivables	355,082.90
Surplus revenue	121,567.29
	\$613,178.10

UNION CITY—CITY—HUDSON COUNTY

Population U. S. Census, 1960—52,180
Estimated Population, 1967—52,570

Land Area 1.40 sq. mi.

Net Valuation Taxable \$69,201,215
Equalized Valuation \$170,203,910

EXPENDITURES FOR 1967

General Government

Administrative and executive	\$401,805.00
Assessment and collection of taxes	123,047.10
Financial administration	38,200.00

Public Safety

Fire protection	823,362.00
Police protection	921,409.00
Other protection	49,630.00
Civil defense and disaster control	5,849.00

Streets and Roads

Repairs and maintenance	174,869.00
Street lighting	195,000.00

Sanitation

Street cleaning	349,695.00
Garbage and trash removal	327,000.00
Sanitary sewers	218,737.20

Health and Welfare

Health services	169,799.00
Welfare—public assistance	224,050.00
Hospitals

Recreation

Beaches and boardwalks
Parks and playgrounds	195,598.00
Other recreational services

Education (excl. school districts)

Libraries	78,520.00
Other educational services	7,150.00

Statutory Expenditures

.....	588,738.24
-------	------------

Unclassified Purposes

.....	5,000.00
-------	----------

Total Municipal Functions	\$4,897,458.54
---------------------------	----------------

Per Capita—Municipal Functions

.....	\$93.16
-------	---------

Capital Improvements

.....	116,638.88
-------	------------

Debt Service

Principal payments	\$366,000.00
Interest payments	174,275.53

Per Capita—Debt Service

.....	\$10.28
-------	---------

Deferred Charges

.....	103,198.50
-------	------------

Total Municipal Expenditures	\$5,657,571.45
------------------------------	----------------

Required Payments for Local

School, County, and Special District Taxes	5,499,046.05
--	--------------

TOTAL EXPENDITURES	\$11,156,617.50
---------------------------	------------------------

Reserve for Uncollected Taxes...

.....	\$681,836.13
-------	--------------

GRAND TOTAL	\$11,838,453.63
--------------------	------------------------

REVENUES REALIZED IN 1967

Surplus revenue appropriated	\$320,000.00
Miscellaneous revenues realized	867,434.24
State aid revenues realized	260,867.40
Delinquent tax and lien collections	594,706.84
Current tax collections	9,333,400.02
Emergency borrowings

TOTAL REVENUES	\$11,376,408.50
-----------------------	------------------------

CAPITAL OUTLAY (BY ORDINANCE) 1967

Beaches and boardwalks	***\$840,828.85
Buildings and equipment	920.67
Parks and playgrounds
Sanitary sewers
Streets and roads	18,707.99
Water supply
Other purposes	300,087.10

	\$1,160,545.61
--	----------------

TAXES

Local school taxes	\$3,747,900.81
County taxes	1,914,890.33
Special district taxes

	\$5,662,791.17
Local purpose taxes	4,382,615.31
Veteran and senior citizen tax	118,010.00

Total tax levy (for rate purposes)	\$10,163,416.48
---	------------------------

Per Capita Total Tax Levy ...

General tax rate
Adjusted business personalty tax rate	17.971
Adjusted general tax rate	14.357

Current Taxes

1967 taxes levied (total)	\$10,065,267.68
Collected in 1967	9,333,400.02
Per cent of levy collected	92.72
Transferred to liens	45,747.57
Adjustments	128,002.80
Balance December 31, 1967	\$558,117.29

All Prior Years Taxes Outstanding

Balance January 1, 1967	\$958,109.61
Collected in 1967	501,744.69
Adjustments	—197,741.36
Balance December 31, 1967	\$258,623.56

Tax Title Liens Outstanding

Balance January 1, 1967	\$161,530.71
Redeemed by cash	92,962.15
Adjustments	+24,040.58
Balance December 31, 1967	\$92,609.14

Property Acquired by Deed or Foreclosure

Balance January 1, 1967	\$37,650.00
Sale for cash	250.00
Adjustments	+26,250.00
Balance December 31, 1967	\$63,650.00

CAPITAL DEBT, DECEMBER 31, 1967

Authorized—Issued and Unissued

	Gross Debt	Net Debt
School debt	\$3,082,000.00
Self-liquidating debt
Other capital debt	2,214,000.00	\$1,273,000.00
	\$5,296,000.00	\$1,273,000.00
Per Cent	3.44	0.82
Per Capita	\$100.74	\$24.22

Issued and Outstanding

School debt	\$3,082,000.00
Self-liquidating debt
Other capital debt	2,029,000.00
	\$5,111,000.00

Equalized Valuation Basis	\$153,948,448.00
----------------------------------	-------------------------

CURRENT FINANCES DECEMBER 31, 1967

Cash	\$527,785.34
Taxes receivable	816,740.85
Tax title liens	92,609.14
Foreclosed property	63,650.00
Other receivables	6,680.00
Emergencies and deferred charges ..	81,159.88
State road aid receivable	72,592.38
	\$1,661,217.59
Cash liabilities	\$356,981.32
Reserves for receivables	979,679.99
Surplus revenue	324,556.28
	\$1,661,217.59

* Includes \$163,745.12 Chapter VI School Debt Service.
** Includes \$800,000.00 Chapter VI School Capital Outlay.

UPPER TOWNSHIP—CAPE MAY COUNTY

Population U. S. Census, 1960—2,539
Estimated Population, 1967—2,980

Land Area 64.53 sq. mi.

Net Valuation Taxable \$18,974,168
Equalized Valuation \$22,402,830

EXPENDITURES FOR 1967

General Government	
Administrative and executive	\$46,150.00
Assessment and collection of taxes	14,700.00
Financial administration	4,700.00

Public Safety	
Fire protection
Police protection	7,275.00
Other protection	2,625.00
Civil defense and disaster control	1,000.00

Streets and Roads	
Repairs and maintenance	95,076.67
Street lighting	25,000.00

Sanitation	
Street cleaning
Garbage and trash removal	13,700.00
Sanitary sewers

Health and Welfare	
Health services	5,700.00
Welfare—public assistance	1,630.00
Hospitals

Recreation	
Beaches and boardwalks	4,350.00
Parks and playgrounds
Other recreational services

Education (excl. school districts)	
Libraries
Other educational services

Statutory Expenditures	4,600.00
-------------------------------------	----------

Unclassified Purposes	200.00
------------------------------------	--------

Total Municipal Functions \$226,706.67

Per Capita—Municipal Functions	\$76.08
---------------------------------------	---------

Capital Improvements	210,334.44
-----------------------------------	------------

Debt Service
---------------------------	-------

Principal payments
Interest payments

Per Capita—Debt Service
--------------------------------------	-------

Deferred Charges	384,000.00
-------------------------------	------------

Total Municipal Expenditures \$821,041.11

Required Payments for Local School, County, and Special District Taxes	190,448.39
---	------------

TOTAL EXPENDITURES \$1,011,489.50

Reserve for Uncollected Taxes...	\$33,000.00
---	-------------

GRAND TOTAL \$1,044,489.50

REVENUES REALIZED IN 1967

Surplus revenue appropriated	\$300,000.00
Miscellaneous revenues realized ..	862,739.80
State aid revenues realized	28,410.00
Delinquent tax and lien collections ..	17,531.72
Current tax collections	170,898.26
Emergency borrowings

TOTAL REVENUES \$1,379,579.78

CAPITAL OUTLAY (BY ORDINANCE) 1967

Beaches and boardwalks
Buildings and equipment
Parks and playgrounds
Sanitary sewers
Streets and roads
Water supply
Other purposes

TAXES

Local school taxes	\$64,901.24
County taxes	104,504.55
Special district taxes	21,042.60

\$190,448.39

Local purpose taxes
Veteran and senior citizen tax ..	23,830.00

Total tax levy (for rate purposes) \$214,278.39

Per Capita Total Tax Levy ... \$71.91

General tax rate
Adjusted business personalty tax rate	1.37
Adjusted general tax rate	1.00

Current Taxes

1967 taxes levied (total)	\$194,839.04
Collected in 1967	170,898.26
Per cent of levy collected	87.71
Transferred to liens	2,113.47
Adjustments	1,155.91
Balance December 31, 1967	\$20,671.40

All Prior Years Taxes Outstanding

Balance January 1, 1967	\$17,536.22
Collected in 1967	15,723.91
Adjustments	284.37
Balance December 31, 1967	\$1,527.94

Tax Title Liens Outstanding

Balance January 1, 1967	\$64,403.46
Redeemed by cash	1,807.81
Adjustments	+1,617.32
Balance December 31, 1967	\$64,212.97

Property Acquired by Deed or Foreclosure

Balance January 1, 1967	\$12,279.00
Sale for cash
Adjustments	+800.00
Balance December 31, 1967	\$13,079.00

CAPITAL DEBT, DECEMBER 31, 1967

Authorized—Issued and Unissued

	Gross Debt	Net Debt
School debt	\$110,000.00
Self-liquidating debt
Other capital debt
	\$110,000.00
Per Cent	0.52
Per Capita	\$36.91

Issued and Outstanding

School debt	\$110,000.00
Self-liquidating debt
Other capital debt
	\$110,000.00

Equalized Valuation Basis \$20,880,337.00

CURRENT FINANCES DECEMBER 31, 1967

Cash	\$1,381,501.50
Taxes receivable	22,199.34
Tax title liens	64,212.97
Foreclosed property	13,078.00
Other receivables	3,019.46
Emergencies and deferred charges ..	134,000.00
State road aid receivable	21,321.00

\$1,639,333.27

Cash liabilities	\$293,599.42
Reserves for receivables	102,510.77
Surplus revenue	1,243,223.08

\$1,639,333.27

UPPER DEERFIELD TOWNSHIP—CUMBERLAND COUNTY

Population U. S. Census, 1960—6,040
Estimated Population, 1967—7,160

Land Area 31.80 sq. mi.

Net Valuation Taxable \$11,520,389
Equalized Valuation \$30,351,040

EXPENDITURES FOR 1967

General Government	
Administrative and executive	\$24,094.00
Assessment and collection of taxes ..	12,400.00
Financial administration	3,519.43
Public Safety	
Fire protection	4,200.00
Police protection	17,950.00
Other protection	1,900.00
Civil defense and disaster control ..	261.57
Streets and Roads	
Repairs and maintenance	35,762.00
Street lighting	18,000.00
Sanitation	
Street cleaning
Garbage and trash removal	5,200.00
Sanitary sewers
Health and Welfare	
Health services	5,350.00
Welfare—public assistance	3,500.00
Hospitals	1,000.00
Recreation	
Beaches and boardwalks
Parks and playgrounds
Other recreational services	1,000.00
Education (excl. school districts)	
Libraries
Other educational services
Statutory Expenditures	2,210.00
Unclassified Purposes
Total Municipal Functions	\$136,347.00

Per Capita—Municipal Functions	\$19.04
Capital Improvements	179,900.00
Debt Service	
Principal payments
Interest payments

Per Capita—Debt Service	11.50
Deferred Charges	11.50
Total Municipal Expenditures	\$316,258.50

Required Payments for Local School, County, and Special District Taxes	736,765.56
---	------------

TOTAL EXPENDITURES	\$1,053,024.06
Reserve for Uncollected Taxes...	\$61,088.00
GRAND TOTAL	\$1,114,112.06

REVENUES REALIZED IN 1967

Surplus revenue appropriated	\$101,446.50
Miscellaneous revenues realized ..	112,363.49
State aid revenues realized	28,554.00
Delinquent tax and lien collections ..	24,298.10
Current tax collections	744,837.17
Emergency borrowings

TOTAL REVENUES

CAPITAL OUTLAY (BY ORDINANCE) 1967

Beaches and boardwalks
Buildings and equipment	\$33,193.70
Parks and playgrounds
Sanitary sewers
Streets and roads
Water supply
Other purposes
TOTAL	\$33,193.70

TAXES

Local school taxes	\$492,131.89
County taxes	244,633.67
Special district taxes
Local purpose taxes	\$736,765.56
Veteran and senior citizen tax ..	39,400.00
	23,200.00
Total tax levy (for rate purposes)	\$799,365.56

Per Capita Total Tax Levy

General tax rate
Adjusted business personalty tax rate	10.29
Adjusted general tax rate	6.70

Current Taxes

1967 taxes levied (total)	\$786,581.50
Collected in 1967	744,837.17
Per cent of levy collected	94.69
Transferred to liens	184.92
Adjustments	3,011.42
Balance December 31, 1967	\$38,547.99

All Prior Years Taxes Outstanding

Balance January 1, 1967	\$25,108.50
Collected in 1967	24,272.58
Adjustments
Balance December 31, 1967	\$835.92

Tax Title Liens Outstanding

Balance January 1, 1967	\$184.98
Redeemed by cash	25.52
Adjustments	+184.92
Balance December 31, 1967	\$344.38

Property Acquired by Deed or Foreclosure

Balance January 1, 1967
Sale for cash
Adjustments
Balance December 31, 1967

CAPITAL DEBT, DECEMBER 31, 1967

Authorized—Issued and Unissued

	Gross Debt	Net Debt
School debt	\$310,000.00
Self-liquidating debt
Other capital debt
	\$310,000.00
Per Cent	1.15
Per Capita	\$43.30

Issued and Outstanding

School debt	\$310,000.00
Self-liquidating debt
Other capital debt
	\$310,000.00

Equalized Valuation Basis \$26,841,071.00

CURRENT FINANCES DECEMBER 31, 1967

Cash	\$170,527.58
Taxes receivable	39,383.91
Tax title liens	344.38
Foreclosed property
Other receivables	6,256.08
Emergencies and deferred charges ..	86,000.00
State road aid receivable	26,711.94
	\$329,223.89
Cash liabilities	\$137,302.97
Reserves for receivables	45,984.37
Surplus revenue	145,936.55
	\$329,223.89

UPPER FREEHOLD TOWNSHIP—MONMOUTH COUNTY

Population U. S. Census, 1960—2,363
Estimated Population, 1967—2,820

Land Area 47.10 sq. mi.

Net Valuation Taxable \$17,138,097
Equalized Valuation \$18,282,451

EXPENDITURES FOR 1967

General Government	
Administrative and executive	\$16,700.00
Assessment and collection of taxes	5,525.00
Financial administration	1,850.00
Public Safety	
Fire protection	4,325.00
Police protection	3,100.00
Other protection	650.00
Civil defense and disaster control	350.00
Streets and Roads	
Repairs and maintenance	75,325.00
Street lighting	2,800.00
Sanitation	
Street cleaning
Garbage and trash removal
Sanitary sewers
Health and Welfare	
Health services	1,300.00
Welfare—public assistance	900.00
Hospitals
Recreation	
Beaches and boardwalks
Parks and playgrounds
Other recreational services	2,450.00
Education (excl. school districts)	
Libraries	800.00
Other educational services
Statutory Expenditures	
.....	1,200.00
Unclassified Purposes	
.....
Total Municipal Functions	\$117,275.00

Per Capita—Municipal Functions	\$41.59
Capital Improvements	42,110.00

Debt Service
Principal payments
Interest payments

Per Capita—Debt Service
Deferred Charges	1,314.09

Total Municipal Expenditures	\$160,699.09
------------------------------	--------------

Required Payments for Local School, County, and Special District Taxes	360,026.33
---	-------------------

TOTAL EXPENDITURES	\$520,725.42
---------------------------	---------------------

Reserve for Uncollected Taxes...	\$42,800.91
---	--------------------

GRAND TOTAL	\$563,526.33
--------------------	---------------------

REVENUES REALIZED IN 1967

Surplus revenue appropriated	\$55,000.00
Miscellaneous revenues realized ..	66,615.85
State aid revenues realized	33,427.00
Delinquent tax and lien collections ..	18,907.55
Current tax collections	395,058.92
Emergency borrowings

TOTAL REVENUES	\$569,009.32
-----------------------	---------------------

CAPITAL OUTLAY (BY ORDINANCE) 1967

Beaches and boardwalks
Buildings and equipment	\$20,665.00
Parks and playgrounds
Sanitary sewers
Streets and roads
Water supply
Other purposes
	\$20,665.00

TAXES

Local school taxes	\$255,039.47
County taxes	104,986.86
Special district taxes
	\$360,026.33
Local purpose taxes	50,848.00
Veteran and senior citizen tax ...	10,510.00
Total tax levy (for rate purposes)	\$421,384.33

Per Capita Total Tax Levy	\$149.43
General tax rate
Adjusted business personality tax rate	4.411
Adjusted general tax rate	2.352

Current Taxes	
1967 taxes levied (total)	\$417,305.21
Collected in 1967	395,058.92
Per cent of levy collected	94.66
Transferred to liens
Adjustments	260.64
Balance December 31, 1967	\$21,985.65

All Prior Years Taxes Outstanding	
Balance January 1, 1967	\$19,167.29
Collected in 1967	18,907.55
Adjustments	—13.14
Balance December 31, 1967	\$246.60

Tax Title Liens Outstanding	
Balance January 1, 1967	\$307.72
Redeemed by cash
Adjustments
Balance December 31, 1967	\$307.72

Property Acquired by Deed or Foreclosure	
Balance January 1, 1967
Sale for cash
Adjustments
Balance December 31, 1967

CAPITAL DEBT, DECEMBER 31, 1967

Authorized—Issued and Unissued

	Gross Debt	Net Debt
School debt	\$955,370.00
Self-liquidating debt
Other capital debt	2,665.00	\$2,665.00
	\$958,035.00	\$2,665.00

Per Cent	5.02	0.01
Per Capita	\$339.73	\$0.95

Issued and Outstanding

School debt	\$955,370.00
Self-liquidating debt
Other capital debt
	\$955,370.00

Equalized Valuation Basis \$19,051,269.00

CURRENT FINANCES DECEMBER 31, 1967

Cash	\$145,467.61
Taxes receivable	22,232.25
Tax title liens	307.72
Foreclosed property
Other receivables	3,422.51
Emergencies and deferred charges ..	1,001.53
State road aid receivable	32,593.00
	\$205,030.62
Cash liabilities	\$65,671.08
Reserves for receivables	25,962.48
Surplus revenue	113,397.06
	\$205,030.62

UPPER PENNS NECK TOWNSHIP—SALEM COUNTY

Population U. S. Census, 1960—7,595
Estimated Population, 1967—8,330

Land Area 18.15 sq. mi.

Net Valuation Taxable \$8,117,015
Equalized Valuation \$31,243,873

EXPENDITURES FOR 1967

General Government	
Administrative and executive	\$34,854.00
Assessment and collection of taxes	11,795.00
Financial administration	8,774.00
Public Safety	
Fire protection	10,335.00
Police protection	119,160.00
Other protection	1,630.00
Civil defense and disaster control	100.00
Streets and Roads	
Repairs and maintenance	54,723.33
Street lighting	37,951.67
Sanitation	
Street cleaning
Garbage and trash removal	31,900.00
Sanitary sewers	21,525.00
Health and Welfare	
Health services	9,265.00
Welfare—public assistance	4,525.00
Hospitals	1,200.00
Recreation	
Beaches and boardwalks	50.00
Parks and playgrounds	1,700.00
Other recreational services	400.00
Education (excl. school districts)	
Libraries	6,000.00
Other educational services	1,310.00
Statutory Expenditures	14,023.00
Unclassified Purposes
Total Municipal Functions	\$371,221.00

Per Capita—Municipal Functions	\$44.46
Capital Improvements	48,542.00
Debt Service	23,950.00
Principal payments	\$22,750.00
Interest payments	1,200.00

Per Capita—Debt Service	\$2.87
Deferred Charges	2,456.89
Total Municipal Expenditures	\$446,169.89

Required Payments for Local School, County, and Special District Taxes	795,498.90
---	------------

TOTAL EXPENDITURES	\$1,241,668.79
Reserve for Uncollected Taxes	\$101,851.24
GRAND TOTAL	\$1,343,520.03

REVENUES REALIZED IN 1967	
Surplus revenue appropriated	\$43,492.56
Miscellaneous revenues realized ..	120,694.88
State aid revenues realized	42,492.60
Delinquent tax and lien collections ..	54,562.80
Current tax collections	1,024,573.48
Emergency borrowings

TOTAL REVENUES \$1,285,516.32

CAPITAL OUTLAY (BY ORDINANCE) 1967

Beaches and boardwalks
Buildings and equipment
Parks and playgrounds
Sanitary sewers
Streets and roads	\$10,477.19
Water supply
Other purposes
Total	\$10,477.19

TAXES

Local school taxes	\$586,412.79
County taxes	209,086.11
Special district taxes
Total	\$795,498.90
Local purpose taxes	310,137.90
Veteran and senior citizen tax ..	48,220.00
Total tax levy (for rate purposes)	\$1,153,856.80

Per Capita Total Tax Levy	\$138.19
General tax rate
Adjusted business personalty tax rate	36.22
Adjusted general tax rate	12.08

Current Taxes	
1967 taxes levied (total)	\$1,105,636.80
Collected in 1967	1,024,573.48
Per cent of levy collected	92.66
Transferred to liens
Adjustments	3,062.91
Balance December 31, 1967	\$78,000.41

All Prior Years Taxes Outstanding	
Balance January 1, 1967	\$76,775.88
Collected in 1967	54,429.26
Adjustments	149.29
Balance December 31, 1967	\$22,197.33

Tax Title Liens Outstanding	
Balance January 1, 1967	\$13,233.49
Redeemed by cash	133.54
Adjustments
Balance December 31, 1967	\$13,099.95

Property Acquired by Deed or Foreclosure	
Balance January 1, 1967
Sale for cash
Adjustments
Balance December 31, 1967

CAPITAL DEBT, DECEMBER 31, 1967

Authorized—Issued and Unissued

	Gross Debt	Net Debt
School debt	\$325,901.00
Self-liquidating debt
Other capital debt	19,950.00	\$19,950.00
Total	\$345,851.00	\$19,950.00
Per Cent	1.26	0.07
Per Capita	\$41.42	\$2.39

Issued and Outstanding

School debt	\$325,901.00
Self-liquidating debt
Other capital debt	19,950.00
Total	\$345,851.00

Equalized Valuation Basis \$27,376,880.00

CURRENT FINANCES DECEMBER 31, 1967

Cash	\$216,369.42
Taxes receivable	100,197.74
Tax title liens	13,099.95
Foreclosed property
Other receivables	7,521.41
Emergencies and deferred charges ..	10,603.50
State road aid receivable	35,042.00
Total	\$382,834.02
Cash liabilities	\$141,954.69
Reserves for receivables	120,819.10
Surplus revenue	120,060.23
Total	\$382,834.02

UPPER PITTSBORO TOWNSHIP—SALEM COUNTY

Population U. S. Census, 1960—2,715
Estimated Population, 1967—3,080

Land Area 39.19 sq. mi.

Net Valuation Taxable \$3,930,650
Equalized Valuation \$13,009,674

EXPENDITURES FOR 1967

General Government	
Administrative and executive	\$14,000.00
Assessment and collection of taxes	6,200.00
Financial administration	2,200.00
Public Safety	
Fire protection	2,200.00
Police protection	4,000.00
Other protection	800.00
Civil defense and disaster control	500.00
Streets and Roads	
Repairs and maintenance	31,000.00
Street lighting	1,800.00
Sanitation	
Street cleaning
Garbage and trash removal	3,300.00
Sanitary sewers
Health and Welfare	
Health services	1,500.00
Welfare—public assistance	1,250.00
Hospitals	300.00
Recreation	
Beaches and boardwalks
Parks and playgrounds
Other recreational services
Education (excl. school districts)	
Libraries
Other educational services
Statutory Expenditures	800.00
Unclassified Purposes	300.00
Total Municipal Functions	\$70,150.00
Per Capita—Municipal Functions	\$22.78
Capital Improvements	27,500.00
Debt Service	
Principal payments
Interest payments
Per Capita—Debt Service	
Deferred Charges	20,000.00
Total Municipal Expenditures	\$117,650.00
Required Payments for Local School, County, and Special District Taxes	341,588.53
TOTAL EXPENDITURES	\$459,238.53
Reserve for Uncollected Taxes...	\$45,900.00
GRAND TOTAL	\$505,138.53

REVENUES REALIZED IN 1967

Surplus revenue appropriated	\$49,018.00
Miscellaneous revenues realized	70,878.52
State aid revenues realized	37,932.00
Delinquent tax and lien collections	19,763.32
Current tax collections	301,340.31
Emergency borrowings
TOTAL REVENUES	\$478,932.15

CAPITAL OUTLAY (BY ORDINANCE) 1967

Beaches and boardwalks
Buildings and equipment
Parks and playgrounds
Sanitary sewers
Streets and roads
Water supply
Other purposes

TAXES

Local school taxes	\$254,510.00
County taxes	87,078.53
Special district taxes
Total	\$341,588.53
Local purpose taxes
Veteran and senior citizen tax	12,720.00
Total tax levy (for rate purposes)	\$354,308.53
Per Capita Total Tax Levy	\$115.04
General tax rate	9.02
Adjusted business personalty tax rate
Adjusted general tax rate
Current Taxes	
1967 taxes levied (total)	\$345,584.39
Collected in 1967	301,340.31
Per cent of levy collected	87.19
Transferred to liens	274.00
Adjustments
Balance December 31, 1967	\$43,970.08
All Prior Years Taxes Outstanding	
Balance January 1, 1967	\$35,307.19
Collected in 1967	19,763.32
Adjustments	-73.29
Balance December 31, 1967	\$15,470.58
Tax Title Liens Outstanding	
Balance January 1, 1967	\$2,589.94
Redeemed by cash
Adjustments	+274.00
Balance December 31, 1967	\$2,863.94
Property Acquired by Deed or Foreclosure	
Balance January 1, 1967
Sale for cash
Adjustments
Balance December 31, 1967

CAPITAL DEBT, DECEMBER 31, 1967

Authorized—Issued and Unissued		
	Gross Debt	Net Debt
School debt	\$300,000.00
Self-liquidating debt
Other capital debt
	\$300,000.00
Per Cent	2.54
Per Capita	\$97.40

Issued and Outstanding

School debt	\$300,000.00
Self-liquidating debt
Other capital debt
Total	\$300,000.00

Equalized Valuation Basis \$11,792,732.00

CURRENT FINANCES DECEMBER 31, 1967

Cash	\$96,674.23
Taxes receivable	59,440.66
Tax title liens	2,863.94
Foreclosed property
Other receivables	166.14
Emergencies and deferred charges
State road aid receivable	22,810.00
Total	\$181,954.97
Cash liabilities	\$22,992.44
Reserves for receivables	62,470.74
Surplus revenue	96,491.79
Total	\$181,954.97

UPPER SADDLE RIVER BOROUGH—BERGEN COUNTY

Population U. S. Census, 1960—3,570
Estimated Population, 1967—6,000

Land Area 5.10 sq. mi.

Net Valuation Taxable \$72,239,139
Equalized Valuation \$67,745,137

EXPENDITURES FOR 1967

General Government	
Administrative and executive	\$54,372.47
Assessment and collection of taxes	19,853.40
Financial administration	2,000.00
Public Safety	
Fire protection	13,550.00
Police protection	87,512.01
Other protection	4,750.00
Civil defense and disaster control	1,350.00
Streets and Roads	
Repairs and maintenance	70,435.52
Street lighting
Sanitation	
Street cleaning
Garbage and trash removal
Sanitary sewers
Health and Welfare	
Health services	16,944.35
Welfare—public assistance	329.62
Hospitals
Recreation	
Beaches and boardwalks
Parks and playgrounds	14,460.00
Other recreational services
Education (excl. school districts)	
Libraries	18,936.00
Other educational services	135.00
Statutory Expenditures	16,939.91
Unclassified Purposes	21.30
Total Municipal Functions	\$321,589.58

Per Capita—Municipal Functions	\$53.60
Capital Improvements	49,740.77
Debt Service	1,500.00
Principal payments
Interest payments ..	\$1,500.00
Per Capita—Debt Service	\$0.25
Deferred Charges	25,705.57
Total Municipal Expenditures	\$398,535.92

Required Payments for Local School, County, and Special District Taxes	1,662,464.94
---	--------------

TOTAL EXPENDITURES \$2,061,000.86

Reserve for Uncollected Taxes...	\$104,920.39
---	--------------

GRAND TOTAL \$2,165,921.25

REVENUES REALIZED IN 1967

Surplus revenue appropriated	\$100,000.00
Miscellaneous revenues realized	151,736.27
State aid revenues realized	15,187.00
Delinquent tax and lien collections	64,832.82
Current tax collections	1,853,372.89
Emergency borrowings

TOTAL REVENUES \$2,185,128.98

CAPITAL OUTLAY (BY ORDINANCE) 1967

Beaches and boardwalks
Buildings and equipment
Parks and playgrounds
Sanitary sewers
Streets and roads
Water supply
Other purposes	\$85,350.62
	\$85,350.62

TAXES

Local school taxes	\$1,433,928.99
County taxes	228,535.95
Special district taxes
	\$1,662,464.94
Local purpose taxes	224,816.31
Veteran and senior citizen tax ...	30,540.00
Total tax levy (for rate purposes)	\$1,917,821.25

Per Capita Total Tax Levy ...	\$319.64
General tax rate
Adjusted business personalty tax rate	5.49
Adjusted general tax rate	2.63

Current Taxes

1967 taxes levied (total)	\$1,943,539.68
Collected in 1967	1,853,372.89
Per cent of levy col-lected	95.36
Transferred to liens	18.41
Adjustments	5,619.69
Balance December 31, 1967	\$84,528.69

All Prior Years Taxes Outstanding

Balance January 1, 1967	\$53,730.56
Collected in 1967	51,090.92
Adjustments	+12,420.30
Balance December 31, 1967	\$15,059.94

Tax Title Liens Outstanding

Balance January 1, 1967	\$13,851.76
Redeemed by cash	13,741.90
Adjustments	+18.41
Balance December 31, 1967	\$128.27

Property Acquired by Deed or Foreclosure

Balance January 1, 1967
Sale for cash
Adjustments
Balance December 31, 1967

CAPITAL DEBT, DECEMBER 31, 1967

Authorized—Issued and Unissued

	Gross Debt	Net Debt
School debt	\$4,851,386.00	\$1,054,729.00
Self-liquidating debt
Other capital debt	43,419.00	43,419.00
	\$4,894,805.00	\$1,098,148.00
Per Cent	7.64	1.71
Per Capita	\$815.80	\$183.02

Issued and Outstanding

School debt	\$2,970,386.00
Self-liquidating debt
Other capital debt	43,200.00
	\$3,013,586.00

Equalized Valuation Basis \$64,059,016.00

CURRENT FINANCES DECEMBER 31, 1967

Cash	\$218,434.62
Taxes receivable	99,588.63
Tax title liens	128.27
Foreclosed property
Other receivables
Emergencies and deferred charges ..	10,000.00
State road aid receivable	14,299.00
	\$342,450.52
Cash liabilities	\$65,724.06
Reserves for receivables	99,716.90
Surplus revenue	177,009.56
	\$342,450.52

VENTNOR CITY—CITY—ATLANTIC COUNTY

Population U. S. Census, 1960—8,688
Estimated Population, 1967—9,580

Land Area 1.99 sq. mi.

Net Valuation Taxable \$33,595,705
Equalized Valuation \$66,081,193

EXPENDITURES FOR 1967

General Government

Administrative and executive	\$171,132.34
Assessment and collection of taxes	34,897.00
Financial administration	29,146.59

Public Safety

Fire protection	193,721.84
Police protection	238,247.76
Other protection	9,770.00
Civil defense and disaster control	1,700.00

Streets and Roads

Repairs and maintenance	77,985.25
Street lighting	55,000.00

Sanitation

Street cleaning	6,877.89
Garbage and trash removal	97,171.00
Sanitary sewers	117,962.90

Health and Welfare

Health services	6,485.00
Welfare—public assistance	1,625.00
Hospitals	5,500.00

Recreation

Beaches and boardwalks	59,637.07
Parks and playgrounds	30,347.50
Other recreational services	8,100.00

Education (excl. school districts)

Libraries	13,265.00
Other educational services	1,500.00

Statutory Expenditures

119,219.99

Unclassified Purposes

Total Municipal Functions \$1,279,292.13

Per Capita—Municipal Functions \$133.54

Capital Improvements

77,735.55

Debt Service

*207,338.00

Principal payments .. \$140,000.00

Interest payments .. 67,338.00

Per Capita—Debt Service \$21.64

Deferred Charges

33,000.00

Total Municipal Expenditures \$1,597,365.68

Required Payments for Local

School, County, and Special District Taxes

1,092,530.65

TOTAL EXPENDITURES \$2,689,896.33

Reserve for Uncollected Taxes... \$136,198.63

GRAND TOTAL \$2,826,094.96

REVENUES REALIZED IN 1967

Surplus revenue appropriated	\$133,500.00
Miscellaneous revenues realized ..	299,964.62
State aid revenues realized	29,912.00
Delinquent tax and lien collections ..	75,957.66
Current tax collections	2,235,502.54
Emergency borrowings

TOTAL REVENUES \$2,774,836.82

CAPITAL OUTLAY (BY ORDINANCE) 1967

Beaches and boardwalks
Buildings and equipment	\$4,541.95
Parks and playgrounds
Sanitary sewers
Streets and roads	53,098.47
Water supply
Other purposes
	\$57,640.42

TAXES

Local school taxes	\$620,221.13
County taxes	502,579.52
Special district taxes

\$1,122,800.65

Local purpose taxes

1,178,089.44

Veteran and senior citizen tax ...

72,240.00

Total tax levy (for rate purposes) \$2,373,130.09

Per Capita Total Tax Levy ...

\$247.72

General tax rate

Adjusted business personality tax

.....

rate

7.22

Adjusted general tax rate

7.05

Current Taxes

1967 taxes levied (total)

\$2,334,795.66

Collected in 1967

2,235,502.54

Per cent of levy col-

lected

95.74

Transferred to liens

Adjustments

Balance December 31, 1967

\$99,293.12

All Prior Years Taxes Outstanding

Balance January 1, 1967

\$87,784.86

Collected in 1967

73,060.93

Adjustments

Balance December 31, 1967

\$14,723.93

Tax Title Liens Outstanding

Balance January 1, 1967

\$9,264.60

Redeemed by cash

2,896.73

Adjustments

Balance December 31, 1967

\$6,367.87

Property Acquired by Deed or Foreclosure

Balance January 1, 1967

\$154,125.00

Sale for cash

Adjustments

Balance December 31, 1967

\$154,125.00

CAPITAL DEBT, DECEMBER 31, 1967

Authorized—Issued and Unissued

	Gross Debt	Net Debt
School debt	\$145,000.00
Self-liquidating debt
Other capital debt	2,272,000.00	\$1,944,000.00
	\$2,417,000.00	\$1,944,000.00

Per Cent

3.73

Per Capita

\$202.92

Issued and Outstanding

School debt	\$145,000.00
Self-liquidating debt
Other capital debt	1,666,000.00
	\$1,811,000.00

Equalized Valuation Basis \$64,706,213.00

CURRENT FINANCES DECEMBER 31, 1967

Cash	\$248,890.74
Taxes receivable	114,017.05
Tax title liens	6,367.87
Foreclosed property	154,125.00
Other receivables	0.76
Emergencies and deferred charges ..	22,522.87
State road aid receivable	38,362.00
	\$584,286.29
Cash liabilities	\$193,619.27
Reserves for receivables	274,510.68
Surplus revenue	116,156.34
	\$584,286.29

* Includes \$30,270.00 Chapter VI School Debt Service.

VERNON TOWNSHIP—SUSSEX COUNTY

Population U. S. Census, 1960—2,155
Estimated Population, 1967—3,470

Land Area 67.90 sq. mi.

Net Valuation Taxable \$50,981,093
Equalized Valuation \$62,889,794

EXPENDITURES FOR 1967

General Government

Administrative and executive \$49,591.92
Assessment and collection of taxes 31,538.88
Financial administration 3,682.88

Public Safety

Fire protection 12,300.00
Police protection 8,000.00
Other protection 6,200.00
Civil defense and disaster control 1,500.00

Streets and Roads

Repairs and maintenance 92,337.64
Street lighting 2,000.00

Sanitation

Street cleaning
Garbage and trash removal 5,000.00
Sanitary sewers
Health and Welfare

Health services 6,732.42
Welfare—public assistance 2,300.00
Hospitals 100.00

Recreation

Beaches and boardwalks
Parks and playgrounds
Other recreational services
Education (excl. school districts)

Libraries 909.60
Other educational services 500.00

Statutory Expenditures

6,739.00

Unclassified Purposes

.....

Total Municipal Functions \$229,432.34

Per Capita—Municipal Functions \$66.12

Capital Improvements

88,194.30

Debt Service

Principal payments
Interest payments ..

Per Capita—Debt Service
Deferred Charges 10,916.84

Total Municipal Expenditures \$328,543.48

Required Payments for Local

School, County, and Special

District Taxes 1,058,767.47

TOTAL EXPENDITURES \$1,387,310.95

Reserve for Uncollected Taxes... \$131,000.00

GRAND TOTAL \$1,518,310.95

REVENUES REALIZED IN 1967

Surplus revenue appropriated \$125,000.00

Miscellaneous revenues realized .. 87,108.64

State aid revenues realized 31,263.00

Delinquent tax and lien collections 86,747.64

Current tax collections 1,167,863.23

Emergency borrowings
TOTAL REVENUES \$1,497,982.51

CAPITAL OUTLAY (BY ORDINANCE) 1967

Beaches and boardwalks
Buildings and equipment \$12,700.00

Parks and playgrounds
Sanitary sewers
Streets and roads
Water supply
Other purposes
\$12,700.00

TAXES

Local school taxes \$661,419.00
County taxes 397,348.47
Special district taxes
\$1,058,767.47

Local purpose taxes 192,203.84

Veteran and senior citizen tax ... 29,060.00

Total tax levy (for rate purposes) \$1,280,031.31

Per Capita Total Tax Levy ... \$368.88

General tax rate
Adjusted business personality tax rate 5.165
Adjusted general tax rate 2.483

Current Taxes

1967 taxes levied (total) \$1,267,049.35

Collected in 1967 1,167,863.23

Per cent of levy collected 92.17

Transferred to Liens
Adjustments
Balance December 31, 1967 \$99,186.12

All Prior Years Taxes Outstanding

Balance January 1, 1967 \$115,725.92

Collected in 1967 85,843.95

Adjustments
Balance December 31, 1967 \$29,881.97

Tax Title Liens Outstanding

Balance January 1, 1967 \$6,072.28

Redeemed by cash 903.69

Adjustments
Balance December 31, 1967 \$5,168.59

Property Acquired by Deed or Foreclosure

Balance January 1, 1967
Sale for cash
Adjustments
Balance December 31, 1967

CAPITAL DEBT, DECEMBER 31, 1967

Authorized—Issued and Unissued

School debt \$2,232,000.00 \$516,423.00

Self-liquidating debt ... 20,000.00 20,000.00

Other capital debt 20,000.00 20,000.00

\$2,252,000.00 \$536,423.00

Per Cent 3.93 0.93

Per Capita \$648.99 \$154.59

Issued and Outstanding

School debt \$247,000.00

Self-liquidating debt
Other capital debt
\$247,000.00

Equalized Valuation Basis \$57,185,895.00

CURRENT FINANCES DECEMBER 31, 1967

Cash \$271,651.09

Taxes receivable 129,068.09

Tax title liens 5,168.59

Foreclosed property
Other receivables 33,341.45

Emergencies and deferred charges .. 12,066.02

State road aid receivable 43,242.00

\$494,537.24

Cash liabilities \$123,640.96

Reserves for receivables 167,578.13

Surplus revenue 203,318.15

\$494,537.24

VERONA BOROUGH—ESSEX COUNTY

Population U. S. Census, 1960—13,782
Estimated Population, 1967—15,560

Land Area 2.80 sq. mi.

Net Valuation Taxable \$99,565,500
Equalized Valuation \$110,509,232

EXPENDITURES FOR 1967

General Government	
Administrative and executive	\$141,121.00
Assessment and collection of taxes ..	51,144.40
Financial administration	6,750.00
Public Safety	
Fire protection	38,665.00
Police protection	288,281.92
Other protection
Civil defense and disaster control ..	3,050.00
Streets and Roads	
Repairs and maintenance	122,560.36
Street lighting	32,500.00
Sanitation	
Street cleaning
Garbage and trash removal	120,000.00
Sanitary sewers	91,859.85
Health and Welfare	
Health services	31,837.00
Welfare—public assistance	7,275.00
Hospitals
Recreation	
Beaches and boardwalks
Parks and playgrounds
Other recreational services
Education (excl. school districts)	
Libraries	82,539.00
Other educational services	4,000.00
Statutory Expenditures	84,076.00
Unclassified Purposes
Total Municipal Functions	\$1,105,659.53

Per Capita—Municipal Functions	\$71.06
Capital Improvements	67,000.00
Debt Service	88,203.75
Principal payments ..	\$66,000.00
Interest payments ..	22,203.75
Per Capita—Debt Service	\$5.67
Deferred Charges	14,722.39
Total Municipal Expenditures	\$1,275,585.67

Required Payments for Local School, County, and Special District Taxes	3,136,913.31
---	--------------

TOTAL EXPENDITURES **\$4,412,498.98**

Reserve for Uncollected Taxes...	\$142,625.11
---	---------------------

GRAND TOTAL **\$4,555,124.09**

REVENUES REALIZED IN 1967

Surplus revenue appropriated	\$148,000.00
Miscellaneous revenues realized ..	299,586.82
State aid revenues realized	55,625.23
Delinquent tax and lien collections ..	73,248.50
Current tax collections	3,805,812.21
Emergency borrowings

TOTAL REVENUES **\$4,382,272.76**

CAPITAL OUTLAY (BY ORDINANCE) 1967

Beaches and boardwalks
Buildings and equipment
Parks and playgrounds	\$375,724.98
Sanitary sewers	11,581.97
Streets and roads	60,821.55
Water supply
Other purposes
	\$451,128.50

TAXES

Local school taxes	\$2,000,064.71
County taxes	1,136,848.60
Special district taxes
	\$3,136,913.31
Local purpose taxes	872,052.78
Veteran and senior citizen tax ..	80,060.00
Total tax levy (for rate purposes)	\$4,089,026.09

Per Capita Total Tax Levy ... **\$262.79**

General tax rate
Adjusted business personality tax rate	6.85
Adjusted general tax rate	4.06

Current Taxes

1967 taxes levied (total)	\$4,150,391.93
Collected in 1967	3,805,812.21
Per cent of levy collected	91.69
Transferred to liens	182.70
Adjustments	151,748.50
Balance December 31, 1967	\$192,648.52

All Prior Years Taxes Outstanding

Balance January 1, 1967	\$94,971.78
Collected in 1967	73,248.50
Adjustments
Balance December 31, 1967	\$21,723.28

Tax Title Liens Outstanding

Balance January 1, 1967	\$984.59
Redeemed by cash
Adjustments	+182.70
Balance December 31, 1967	\$1,167.29

Property Acquired by Deed or Foreclosure

Balance January 1, 1967	\$220,600.00
Sale for cash
Adjustments
Balance December 31, 1967	\$220,600.00

CAPITAL DEBT, DECEMBER 31, 1967

Authorized—Issued and Unissued

	Gross Debt	Net Debt
School debt	\$3,353,000.00
Self-liquidating debt ..	1,622,000.00
Other capital debt	797,851.00	\$791,516.00
	\$5,772,851.00	\$791,516.00
Per Cent	5.52	0.75
Per Capita	\$371.01	\$50.87

Issued and Outstanding

School debt	\$3,353,000.00
Self-liquidating debt ..	1,580,000.00
Other capital debt	721,000.00
	\$5,654,000.00

Equalized Valuation Basis \$104,485,317.00

CURRENT FINANCES DECEMBER 31, 1967

Cash	\$153,535.06
Taxes receivable	214,371.80
Tax title liens	1,167.29
Foreclosed property	220,600.00
Other receivables	274.24
Emergencies and deferred charges ..	43,292.95
State road aid receivable	42,297.00
	\$675,538.34
Cash liabilities	\$148,754.62
Reserves for receivables	436,413.33
Surplus revenue	90,370.39
	\$675,538.34

VICTORY GARDENS BOROUGH—MORRIS COUNTY

Population U. S. Census, 1960—1,085
Estimated Population, 1967—1,230

Land Area 0.14 sq. mi.

Net Valuation Taxable \$1,220,012
Equalized Valuation \$3,178,524

EXPENDITURES FOR 1967

General Government	
Administrative and executive	\$10,820.00
Assessment and collection of taxes	1,025.00
Financial administration	1,060.00
Public Safety	
Fire protection	2,400.00
Police protection	6,695.00
Other protection	175.00
Civil defense and disaster control	300.00
Streets and Roads	
Repairs and maintenance	5,167.77
Street lighting	1,409.44
Sanitation	
Street cleaning
Garbage and trash removal	4,150.00
Sanitary sewers	1,125.00
Health and Welfare	
Health services	412.50
Welfare—public assistance	400.00
Hospitals	200.00
Recreation	
Beaches and boardwalks
Parks and playgrounds
Other recreational services	500.00
Education (excl. school districts)	
Libraries
Other educational services	100.00
Statutory Expenditures	350.00
Unclassified Purposes	500.00
Total Municipal Functions	\$36,699.71

Per Capita—Municipal Functions	\$29.84
Capital Improvements	4,634.44
Debt Service	
Principal payments
Interest payments
Per Capita—Debt Service
Deferred Charges	349.96
Total Municipal Expenditures	\$41,684.11

Required Payments for Local School, County, and Special District Taxes	117,099.34
--	------------

TOTAL EXPENDITURES \$158,783.45

Reserve for Uncollected Taxes	\$7,742.95
GRAND TOTAL	\$166,526.40

REVENUES REALIZED IN 1967

Surplus revenue appropriated	\$13,349.96
Miscellaneous revenues realized ..	11,703.07
State aid revenues realized	3,062.00
Delinquent tax and lien collections ..	1,306.65
Current tax collections	136,509.00
Emergency borrowings

TOTAL REVENUES \$165,930.68

CAPITAL OUTLAY (BY ORDINANCE) 1967

Beaches and boardwalks
Buildings and equipment	\$2,164.00
Parks and playgrounds
Sanitary sewers
Streets and roads
Water supply
Other purposes
TOTAL	\$2,164.00

TAXES

Local school taxes	\$104,808.00
County taxes	12,291.34
Special district taxes

Local purpose taxes	\$117,099.34
Veteran and senior citizen tax ...	24,772.72
	3,630.00

Total tax levy (for rate purposes) \$145,502.06

Per Capita Total Tax Levy ... \$118.29

General tax rate
Adjusted business personality tax rate	14.64
Adjusted general tax rate	11.89

Current Taxes

1967 taxes levied (total)	\$141,875.83
Collected in 1967	136,509.00
Per cent of levy collected	96.21
Transferred to liens
Adjustments
Balance December 31, 1967	\$5,366.83

All Prior Years Taxes Outstanding

Balance January 1, 1967	\$7,625.06
Collected in 1967	1,306.65
Adjustments
Balance December 31, 1967	\$6,318.41

Tax Title Liens Outstanding

Balance January 1, 1967
Redeemed by cash
Adjustments
Balance December 31, 1967

Property Acquired by Deed or Foreclosure

Balance January 1, 1967
Sale for cash
Adjustments
Balance December 31, 1967

CAPITAL DEBT, DECEMBER 31, 1967

Authorized—Issued and Unissued

	Gross Debt	Net Debt
School debt
Self-liquidating debt
Other capital debt

Per Cent
Per Capita

Issued and Outstanding

School debt
Self-liquidating debt
Other capital debt

Equalized Valuation Basis \$3,020,955.00

CURRENT FINANCES DECEMBER 31, 1967

Cash	\$71,314.00
Taxes receivable	11,685.24
Tax title liens
Foreclosed property
Other receivables	2,632.15
Emergencies and deferred charges ..	227.49
State road aid receivable	2,371.00
	\$88,229.88
Cash liabilities	\$58,389.88
Reserves for receivables	14,317.39
Surplus revenue	15,522.61
	\$88,229.88

VINELAND CITY—CUMBERLAND COUNTY

Population U. S. Census, 1960—37,685
Estimated Population, 1967—45,950

Land Area 69.50 sq. mi.

Net Valuation Taxable \$91,112,580
Equalized Valuation \$220,124,028

EXPENDITURES FOR 1967

General Government	
Administrative and executive	\$384,400.00
Assessment and collection of taxes	101,600.00
Financial administration	39,300.00
Public Safety	
Fire protection	144,400.00
Police protection	503,900.00
Other protection	25,300.00
Civil defense and disaster control	7,000.00
Streets and Roads	
Repairs and maintenance	452,100.00
Street lighting	136,300.00
Sanitation	
Street cleaning	55,200.00
Garbage and trash removal	23,200.00
Sanitary sewers
Health and Welfare	
Health services	108,800.00
Welfare—public assistance	19,700.00
Hospitals	33,000.00
Recreation	
Beaches and boardwalks
Parks and playgrounds
Other recreational services	120,000.00
Education (excl. school districts)	
Libraries	98,000.00
Other educational services	6,500.00
Statutory Expenditures	174,962.52
Unclassified Purposes	25,400.00
Total Municipal Functions	\$2,459,062.52
Per Capita—Municipal Functions	\$53.52
Capital Improvements	319,200.00
Debt Service	*580,452.91
Principal payments ..	\$349,850.36
Interest payments ..	230,602.55
Per Capita—Debt Service	\$12.63
Deferred Charges	43,000.00
Total Municipal Expenditures	\$3,401,715.43
Required Payments for Local School, County, and Special District Taxes	4,678,998.18
TOTAL EXPENDITURES	\$8,080,713.61
Reserve for Uncollected Taxes...	\$492,004.65
GRAND TOTAL	\$8,572,718.26

REVENUES REALIZED IN 1967

Surplus revenue appropriated	\$265,000.00
Miscellaneous revenues realized ..	1,230,199.84
State aid revenues realized	319,364.71
Delinquent tax and lien collections ..	345,939.38
Current tax collections	6,382,109.62
Emergency borrowings
TOTAL REVENUES	\$8,542,613.55

CAPITAL OUTLAY (BY ORDINANCE) 1967

Beaches and boardwalks
Buildings and equipment	**\$143,943.16
Parks and playgrounds
Sanitary sewers
Streets and roads	59,821.17
Water supply	224,874.28
Other purposes	694,468.87
	\$1,123,107.48

TAXES

Local school taxes	\$3,315,206.90
County taxes	1,754,297.64
Special district taxes	59,803.04
	\$5,129,307.58
Local purpose taxes	1,603,341.27
Veteran and senior citizen tax ...	210,380.00
Total tax levy (for rate purposes)	\$6,943,028.85
Per Capita Total Tax Levy ...	\$151.10
General tax rate
Adjusted business personalty tax rate	11.39
Adjusted general tax rate	7.25
Current Taxes	
1967 taxes levied (total)	\$6,850,484.00
Collected in 1967	6,382,109.62
Per cent of levy collected	93.16
Transferred to liens	10,471.70
Adjustments	48,734.19
Balance December 31, 1967	\$409,168.49
All Prior Years Taxes Outstanding	
Balance January 1, 1967	\$341,392.18
Collected in 1967	317,023.70
Adjustments	—9,160.26
Balance December 31, 1967	\$15,208.22
Tax Title Liens Outstanding	
Balance January 1, 1967	\$59,283.70
Redeemed by cash	28,915.68
Adjustments	+5,140.05
Balance December 31, 1967	\$35,508.07
Property Acquired by Deed or Foreclosure	
Balance January 1, 1967	\$83,585.00
Sale for cash	5,010.00
Adjustments	+14,590.00
Balance December 31, 1967	\$93,165.00

CAPITAL DEBT, DECEMBER 31, 1967

Authorized—Issued and Unissued

	Gross Debt	Net Debt
School debt	\$6,834,000.00
Self-liquidating debt ..	15,884,500.00
Other capital debt	1,300,300.00	\$1,299,912.00
	\$24,018,800.00	\$1,299,912.00
Per Cent	12.46	0.67
Per Capita	\$522.72	\$28.29

Issued and Outstanding

School debt	\$5,609,000.00
Self-liquidating debt	8,216,000.00
Other capital debt	1,275,300.00
	\$15,100,300.00

Equalized Valuation Basis \$192,658,046.00

CURRENT FINANCES DECEMBER 31, 1967

Cash	\$857,049.37
Taxes receivable	424,376.71
Tax title liens	35,508.07
Foreclosed property	93,165.00
Other receivables	10,308.76
Emergencies and deferred charges ..	152,700.00
State road aid receivable	127,764.00
	\$1,700,871.91
Cash liabilities	\$275,915.24
Reserves for receivables	563,358.54
Surplus revenue	861,598.13
	\$1,700,871.91

* Includes \$450,309.40 Chapter VI School Debt Service.

** Includes \$100,000.00 Chapter VI School Capital Outlay.

VOORHEES TOWNSHIP—CAMDEN COUNTY

Population U. S. Census, 1960—3,784
Estimated Population, 1967—5,500

Land Area 11.91 sq. mi.

Net Valuation Taxable \$12,439,200
Equalized Valuation \$27,007,650

EXPENDITURES FOR 1967

General Government	
Administrative and executive	\$39,935.00
Assessment and collection of taxes	13,500.00
Financial administration	5,860.00
Public Safety	
Fire protection
Police protection	58,377.00
Other protection	2,550.00
Civil defense and disaster control	2,000.00
Streets and Roads	
Repairs and maintenance	37,284.00
Street lighting	11,000.00
Sanitation	
Street cleaning
Garbage and trash removal	16,800.00
Sanitary sewers
Health and Welfare	
Health services	1,365.00
Welfare—public assistance	985.00
Hospitals
Recreation	
Beaches and boardwalks
Parks and playgrounds	3,500.00
Other recreational services
Education (excl. school districts)	
Libraries	2,820.00
Other educational services
Statutory Expenditures	8,400.00
Unclassified Purposes	4,650.00
Total Municipal Functions	\$209,026.00
Per Capita—Municipal Functions	\$38.00
Capital Improvements	40,005.00
Debt Service	6,239.00
Principal payments	\$5,000.00
Interest payments	1,239.00
Per Capita—Debt Service	\$1.13
Deferred Charges	9,816.75
Total Municipal Expenditures	\$265,086.75
Required Payments for Local School, County, and Special District Taxes	
	698,819.94
TOTAL EXPENDITURES	\$963,906.69
Reserve for Uncollected Taxes...	\$80,413.25
GRAND TOTAL	\$1,044,319.94

REVENUES REALIZED IN 1967

Surplus revenue appropriated	\$100,000.00
Miscellaneous revenues realized ..	126,781.54
State aid revenues realized	28,998.00
Delinquent tax and lien collections ..	56,581.55
Current tax collections	761,487.75
Emergency borrowings
TOTAL REVENUES	\$1,073,848.84

CAPITAL OUTLAY (BY ORDINANCE) 1967

Beaches and boardwalks
Buildings and equipment
Parks and playgrounds
Sanitary sewers
Streets and roads	\$38,554.90
Water supply
Other purposes	6,866.00
	\$45,420.90

TAXES

Local school taxes	\$443,176.36
County taxes	213,133.03
Special district taxes	42,460.55
	\$698,819.94
Local purpose taxes	88,500.00
Veteran and senior citizen tax ...	30,830.00
Total tax levy (for rate purposes)	\$818,149.94
Per Capita Total Tax Levy	\$148.75
General tax rate	6.24
Adjusted business personalty tax rate
Adjusted general tax rate
Current Taxes	
1967 taxes levied (total)	\$808,645.47
Collected in 1967	761,487.75
Per cent of levy collected	94.16
Transferred to liens	2,565.66
Adjustments	9,764.51
Balance December 31, 1967	\$34,827.55
All Prior Years Taxes Outstanding	
Balance January 1, 1967	\$49,150.73
Collected in 1967	47,079.96
Adjustments	1,759.70
Balance December 31, 1967	\$311.07
Tax Title Liens Outstanding	
Balance January 1, 1967	\$18,271.57
Redeemed by cash	9,501.59
Adjustments	+3,634.66
Balance December 31, 1967	\$12,404.64
Property Acquired by Deed or Foreclosure	
Balance January 1, 1967	\$23,065.00
Sale for cash
Adjustments
Balance December 31, 1967	\$23,065.00

CAPITAL DEBT, DECEMBER 31, 1967

Authorized—Issued and Unissued

	Gross Debt	Net Debt
School debt	\$1,574,503.00	\$83,493.00
Self-liquidating debt ..	120,000.00
Other capital debt ...	95,032.00	95,032.00
	\$1,789,535.00	\$178,525.00
Per Cent	7.12	0.71
Per Capita	\$325.37	\$32.46

Issued and Outstanding

School debt	\$1,358,503.00
Self-liquidating debt	120,000.00
Other capital debt	82,220.00
	\$1,560,723.00

Equalized Valuation Basis \$25,116,909.00

CURRENT FINANCES DECEMBER 31, 1967

Cash	\$315,625.99
Taxes receivable	35,138.62
Tax title liens	12,404.64
Foreclosed property	23,065.00
Other receivables	4,352.66
Emergencies and deferred charges ..	3,805.92
State road aid receivable	26,902.00
	\$421,294.83
Cash liabilities	\$170,063.94
Reserves for receivables	74,960.92
Surplus revenue	176,269.97
	\$421,294.83

WALDORF-BOROUGH—BERGEN COUNTY

Population U. S. Census, 1960—10,495 Land Area 2.40 sq. mi. Net Valuation Taxable \$56,985,701
 Estimated Population, 1967—12,600 Equalized Valuation \$70,991,172

EXPENDITURES FOR 1967

General Government	
Administrative and executive	\$82,045.00
Assessment and collection of taxes	54,830.00
Financial administration	2,970.00
Public Safety	
Fire protection	33,690.00
Police protection	152,500.00
Other protection	8,025.00
Civil defense and disaster control	250.00
Streets and Roads	
Repairs and maintenance	71,890.00
Street lighting	14,000.00
Sanitation	
Street cleaning
Garbage and trash removal	60,500.00
Sanitary sewers	2,300.00
Health and Welfare	
Health services	29,753.00
Welfare—public assistance	4,500.00
Hospitals
Recreation	
Beaches and boardwalks
Parks and playgrounds	33,300.00
Other recreational services
Education (excl. school districts)	
Libraries	31,000.00
Other educational services	500.00
Statutory Expenditures	
.....	27,605.65
Unclassified Purposes	
.....	1,000.00
Total Municipal Functions	\$610,208.65
Per Capita—Municipal Functions	
.....	\$48.43
Capital Improvements	
.....	58,820.00
Debt Service	
Principal payments ..	\$49,500.00
Interest payments ..	7,232.25
Per Capita—Debt Service	
.....	\$4.50
Deferred Charges	
.....	13,084.27
Total Municipal Expenditures	\$738,845.17
Required Payments for Local School, County, and Special District Taxes	
.....	1,853,861.05
TOTAL EXPENDITURES	\$2,592,706.22
Reserve for Uncollected Taxes...	
.....	\$52,933.35
GRAND TOTAL	\$2,645,639.57

REVENUES REALIZED IN 1967

Surplus revenue appropriated	\$75,000.00
Miscellaneous revenues realized ..	171,268.59
State aid revenues realized	35,735.26
Delinquent tax and lien collections ..	23,062.03
Current tax collections	2,307,071.58
Emergency borrowings
TOTAL REVENUES	\$2,612,137.46

CAPITAL OUTLAY (BY ORDINANCE) 1967

Beaches and boardwalks
Buildings and equipment	\$21,888.78
Parks and playgrounds	15,684.25
Sanitary sewers	177,065.13
Streets and roads	1,558.61
Water supply	34,481.48
Other purposes
	\$250,678.25

TAXES

Local school taxes	\$1,614,633.73
County taxes	239,227.32
Special district taxes
	\$1,853,861.05
Local purpose taxes	472,993.26
Veteran and senior citizen tax ..	81,730.00
Total tax levy (for rate purposes)	\$2,408,584.31
Per Capita Total Tax Levy ...	
General tax rate	\$191.16
Adjusted business personalty tax rate
Adjusted general tax rate	5.94
	4.20
Current Taxes	
1967 taxes levied (total)	\$2,338,069.15
Collected in 1967	2,307,071.58
Per cent of levy col-lected	98.67
Transferred to liens	1,537.20
Adjustments	2,158.31
Balance December 31, 1967	\$27,302.06
All Prior Years Taxes Outstanding	
Balance January 1, 1967	\$23,295.15
Collected in 1967	23,062.03
Adjustments	—233.12
Balance December 31, 1967
Tax Title Liens Outstanding	
Balance January 1, 1967	\$4,379.31
Redeemed by cash
Adjustments	+1,847.10
Balance December 31, 1967	\$6,226.41
Property Acquired by Deed or Foreclosure	
Balance January 1, 1967	\$13,625.00
Sale for cash	1,500.00
Adjustments	+1,200.00
Balance December 31, 1967	\$13,325.00

CAPITAL DEBT, DECEMBER 31, 1967

Authorized—Issued and Unissued		
	Gross Debt	Net Debt
School debt	\$3,656,000.00	\$859,326.00
Self-liquidating debt ..	87,500.00
Other capital debt	4,622,831.00	4,606,384.00
	\$8,366,331.00	\$5,465,710.00
Per Cent	11.96	7.81
Per Capita	\$663.99	\$433.79

Issued and Outstanding

School debt	\$2,700,000.00
Self-liquidating debt	37,000.00
Other capital debt	4,593,000.00
	\$7,330,000.00

Equalized Valuation Basis \$69,916,840.00

CURRENT FINANCES DECEMBER 31, 1967

Cash	\$143,085.72
Taxes receivable	27,302.06
Tax title liens	6,226.41
Foreclosed property	13,325.00
Other receivables	1,179.40
Emergencies and deferred charges ..	34,500.00
State road aid receivable	31,523.26
	\$257,141.85
Cash liabilities	\$123,788.80
Reserves for receivables	48,032.87
Surplus revenue	85,320.18
	\$257,141.85

WALL TOWNSHIP—MONMOUTH COUNTY

Population U. S. Census, 1960—11,929
Estimated Population, 1967—16,230

Land Area 31.01 sq. mi.

Net Valuation Taxable \$90,560,587
Equalized Valuation \$100,324,915

EXPENDITURES FOR 1967

General Government

Administrative and executive	\$165,495.00
Assessment and collection of taxes	52,280.00
Financial administration	11,945.00

Public Safety

Fire protection	1,900.00
Police protection	280,765.00
Other protection	16,965.00
Civil defense and disaster control	2,000.00

Streets and Roads

Repairs and maintenance	235,429.00
Street lighting	16,975.00

Sanitation

Street cleaning
Garbage and trash removal	86,000.00
Sanitary sewers	1,000.00

Health and Welfare

Health services	18,380.00
Welfare—public assistance	10,950.00
Hospitals

Recreation

Beaches and boardwalks
Parks and playgrounds	23,000.00
Other recreational services	2,000.00

Education (excl. school districts)

Libraries	9,450.00
Other educational services

Statutory Expenditures

.....	53,226.00
-------	-----------

Unclassified Purposes

.....	1,000.00
-------	----------

Total Municipal Functions \$988,760.00

Per Capita—Municipal Functions

.....	\$60.92
-------	---------

Capital Improvements

.....	75,500.00
-------	-----------

Debt Service

Principal payments
Interest payments

Per Capita—Debt Service

.....	20,000.00
-------	-----------

Deferred Charges

.....	20,000.00
-------	-----------

Total Municipal Expenditures \$1,084,260.00

Required Payments for Local

School, County, and Special
-----------------------------	-------

District Taxes	2,849,447.89
----------------------	--------------

TOTAL EXPENDITURES \$3,933,707.89

Reserve for Uncollected Taxes...

.....	\$299,040.00
-------	--------------

GRAND TOTAL \$4,232,747.89

REVENUES REALIZED IN 1967

Surplus revenue appropriated	\$306,100.00
Miscellaneous revenues realized ..	389,495.73
State aid revenues realized	58,691.00
Delinquent tax and lien collections ..	193,251.61
Current tax collections	3,322,938.21
Emergency borrowings

TOTAL REVENUES \$4,270,476.55

CAPITAL OUTLAY (BY ORDINANCE) 1967

Beaches and boardwalks
Buildings and equipment	\$66,813.21
Parks and playgrounds	13,195.62
Sanitary sewers	121,781.64
Streets and roads
Water supply	174,370.45
Other purposes
	\$376,160.92

TAXES

Local school taxes	\$2,219,518.98
County taxes	576,218.91
Special district taxes	53,710.00

\$2,849,447.89

Local purpose taxes	608,000.00
Veteran and senior citizen tax ...	102,980.00

Total tax levy (for rate purposes) \$3,560,427.89

Per Capita Total Tax Levy ... \$219.37

General tax rate 3.87

Adjusted business personality tax rate

Adjusted general tax rate

Current Taxes

1967 taxes levied (total) \$3,530,247.58

Collected in 1967 3,322,938.21

Per cent of levy col-lected 94.12

Transferred to liens 13,666.62

Adjustments 1,773.31

Balance December 31, 1967 \$191,869.44

All Prior Years Taxes Outstanding

Balance January 1, 1967 \$174,019.83

Collected in 1967 146,705.42

Adjustments —5,050.75

Balance December 31, 1967 \$22,263.66

Tax Title Liens Outstanding

Balance January 1, 1967 \$83,942.36

Redeemed by cash 46,546.19

Adjustments +8,705.63

Balance December 31, 1967 \$46,102.00

Property Acquired by Deed or Foreclosure

Balance January 1, 1967 \$159,700.00

Sale for cash 1,984.00

Adjustments +33,434.00

Balance December 31, 1967 \$191,150.00

CAPITAL DEBT, DECEMBER 31, 1967

Authorized—Issued and Unissued

	Gross Debt	Net Debt
School debt	\$3,355,000.00
Self-liquidating debt ..	1,601,700.00
Other capital debt	539,375	\$539,375.00
	\$5,496,075.00	\$539,375.00

Per Cent 5.89

Per Capita \$338.64

..... \$33.23

Issued and Outstanding

School debt	\$3,355,000.00
Self-liquidating debt	1,521,000.00
Other capital debt	50,000.00

\$4,926,000.00

Equalized Valuation Basis \$93,190,304.00

CURRENT FINANCES DECEMBER 31, 1967

Cash	\$1,573,796.27
Taxes receivable	214,133.10
Tax title liens	46,102.00
Foreclosed property	191,150.00
Other receivables
Emergencies and deferred charges
State road aid receivable	64,373.00
	\$2,089,554.37

Cash liabilities \$1,166,622.43

Reserves for receivables 451,385.10

Surplus revenue 471,546.84

\$2,089,554.37

WALLINGTON BOROUGH—BERGEN COUNTY

Population U. S. Census, 1960—9,261
Estimated Population, 1967—10,570

Land Area 1.00 sq. mi.

Net Valuation Taxable \$51,403,473
Equalized Valuation \$61,006,452

EXPENDITURES FOR 1967

General Government

Administrative and executive	\$77,527.75
Assessment and collection of taxes ..	12,410.00
Financial administration	8,000.00

Public Safety

Fire protection	23,705.00
Police protection	150,889.70
Other protection	2,100.00
Civil defense and disaster control ..	450.00

Streets and Roads

Repairs and maintenance	66,270.00
Street lighting	17,100.00

Sanitation

Street cleaning	49,000.00
Garbage and trash removal	12,866.69
Sanitary sewers	

Health and Welfare

Health services	10,675.00
Welfare—public assistance	7,110.00
Hospitals	

Recreation

Beaches and boardwalks	
Parks and playgrounds	
Other recreational services	10,824.00

Education (excl. school districts)

Libraries	17,500.00
Other educational services	700.00

Statutory Expenditures

	27,149.05
--	-----------

Unclassified Purposes

	650.00
--	--------

Total Municipal Functions \$494,927.19

Per Capita—Municipal Functions \$46.82

Capital Improvements 21,200.00

Debt Service 47,694.76

Principal payments ..	\$34,500.00
Interest payments ..	13,194.76

Per Capita—Debt Service \$4.51

Deferred Charges 41,817.16

Total Municipal Expenditures \$605,639.11

Required Payments for Local

School, County, and Special District Taxes	831,056.97
--	------------

TOTAL EXPENDITURES \$1,436,696.08

Reserve for Uncollected Taxes... \$37,915.43

GRAND TOTAL \$1,474,611.51

REVENUES REALIZED IN 1967

Surplus revenue appropriated	\$78,223.81
Miscellaneous revenues realized ..	150,672.11
State aid revenues realized	20,138.00
Delinquent tax and lien collections ..	33,512.62
Current tax collections	1,164,630.89
Emergency borrowings	

TOTAL REVENUES \$1,447,177.43

CAPITAL OUTLAY (BY ORDINANCE) 1967

Beaches and boardwalks	
Buildings and equipment	\$13,288.33
Parks and playgrounds	
Sanitary sewers	
Streets and roads	939.35
Water supply	105,472.18
Other purposes	
	\$119,699.86

TAXES

Local school taxes	\$629,439.00
County taxes	201,617.97
Special district taxes	

\$831,056.97

Local purpose taxes

Veteran and senior citizen tax ...

63,920.00

Total tax levy (for rate purposes) \$1,243,053.81

Per Capita Total Tax Levy ... \$117.60

General tax rate

Adjusted business personality tax

rate

Adjusted general tax rate

Current Taxes

1967 taxes levied (total)

Collected in 1967

Per cent of levy col-

lected

Transferred to liens

Adjustments

Balance December 31, 1967

All Prior Years Taxes Outstanding

Balance January 1, 1967

Collected in 1967

Adjustments

Balance December 31, 1967

Tax Title Liens Outstanding

Balance January 1, 1967

Redeemed by cash

Adjustments

Balance December 31, 1967

Property Acquired by Deed or Foreclosure

Balance January 1, 1967

Sale for cash

Adjustments

Balance December 31, 1967

CAPITAL DEBT, DECEMBER 31, 1967

Authorized—Issued and Unissued

	Gross Debt	Net Debt
School debt	\$130,000.00	
Self-liquidating debt ..	266,506.00	\$145,492.00
Other capital debt	457,290.00	454,006.00
	\$853,796.00	\$599,498.00

Per Cent

Per Capita

Issued and Outstanding

School debt	\$130,000.00
Self-liquidating debt	245,700.00
Other capital debt	423,900.00
	\$799,600.00

Equalized Valuation Basis \$56,795,354.00

CURRENT FINANCES DECEMBER 31, 1967

Cash	\$58,736.09
Taxes receivable	42,354.50
Tax title liens	383.62
Foreclosed property	41,800.00
Other receivables	169,964.94
Emergencies and deferred charges ..	26,168.41
State road aid receivable	20,138.00
	\$359,545.56

Cash liabilities

Reserves for receivables

Surplus revenue

\$359,545.56

WALPACK TOWNSHIP—SUSSEX COUNTY

Population U. S. Census, 1960—248
Estimated Population, 1967—350

Land Area 23.86 sq. mi.

Net Valuation Taxable \$11,602,995
Equalized Valuation \$14,626,982

EXPENDITURES FOR 1967

General Government	
Administrative and executive	\$10,337.24
Assessment and collection of taxes	11,219.50
Financial administration	2,283.90
Public Safety	
Fire protection	308.55
Police protection	100.00
Other protection	500.00
Civil defense and disaster control	100.00
Streets and Roads	
Repairs and maintenance	24,212.17
Street lighting
Sanitation	
Street cleaning
Garbage and trash removal
Sanitary sewers
Health and Welfare	
Health services	503.00
Welfare—public assistance	25.00
Hospitals
Recreation	
Beaches and boardwalks
Parks and playgrounds
Other recreational services
Education (excl. school districts)	
Libraries
Other educational services
Statutory Expenditures	751.41
Unclassified Purposes
Total Municipal Functions	\$50,340.77
Per Capita—Municipal Functions	\$143.83
Capital Improvements	31,951.00
Debt Service	
Principal payments
Interest payments
Per Capita—Debt Service
Deferred Charges	10,650.33
Total Municipal Expenditures	\$92,942.30
Required Payments for Local School, County, and Special District Taxes	
	201,369.55
TOTAL EXPENDITURES	\$294,311.85
Reserve for Uncollected Taxes..	\$43,000.00
GRAND TOTAL	\$337,311.85

REVENUES REALIZED IN 1967

Surplus revenue appropriated	\$46,000.00
Miscellaneous revenues realized ..	23,391.84
State aid revenues realized	27,348.00
Delinquent tax and lien collections ..	32,601.65
Current tax collections	210,676.67
Emergency borrowings
TOTAL REVENUES	\$340,018.16

CAPITAL OUTLAY (BY ORDINANCE) 1967

Beaches and boardwalks
Buildings and equipment	\$15,730.00
Parks and playgrounds
Sanitary sewers
Streets and roads
Water supply
Other purposes
	\$15,730.00

TAXES

Local school taxes	\$108,749.94
County taxes	92,619.61
Special district taxes
	\$201,369.55
Local purpose taxes	43,333.53
Veteran and senior citizen tax ...	5,540.00
Total tax levy (for rate purposes)	\$250,243.08
Per Capita Total Tax Levy ...	\$714.98
General tax rate
Adjusted business personality tax rate	3.234
Adjusted general tax rate	2.151
Current Taxes	
1967 taxes levied (total)	\$244,706.31
Collected in 1967	210,676.67
Per cent of levy collected	86.09
Transferred to liens
Adjustments
Balance December 31, 1967	\$34,029.64
All Prior Years Taxes Outstanding	
Balance January 1, 1967	\$31,341.73
Collected in 1967	30,683.61
Adjustments	+104.84
Balance December 31, 1967	\$762.96
Tax Title Liens Outstanding	
Balance January 1, 1967	\$14,861.74
Redeemed by cash	1,918.04
Adjustments
Balance December 31, 1967	\$12,943.70
Property Acquired by Deed or Foreclosure	
Balance January 1, 1967	\$3,100.00
Sale for cash
Adjustments
Balance December 31, 1967	\$3,100.00

CAPITAL DEBT, DECEMBER 31, 1967

Authorized—Issued and Unissued

	Gross Debt	Net Debt
School debt	\$29,423.00
Self-liquidating debt
Other capital debt	13,730.00	\$13,730.00
	\$43,153.00	\$13,730.00
Per Cent	0.34	0.11
Per Capita	\$123.29	\$39.23

Issued and Outstanding

School debt	\$29,423.00
Self-liquidating debt
Other capital debt
	\$29,423.00

Equalized Valuation Basis \$12,333,902.00

CURRENT FINANCES DECEMBER 31, 1967

Cash	\$97,976.60
Taxes receivable	34,792.60
Tax title liens	12,943.70
Foreclosed property	3,100.00
Other receivables	6,162.80
Emergencies and deferred charges ..	1,166.65
State road aid receivable	19,889.94
	\$176,032.29
Cash liabilities	\$23,140.22
Reserves for receivables	56,999.10
Surplus revenue	95,892.97
	\$176,032.29

WANAQUE BOROUGH—PASSAIC COUNTY

Population U. S. Census, 1960—7,126
Estimated Population, 1967—8,500

Land Area 8.20 sq. ml.

Net Valuation Taxable \$39,891,841
Equalized Valuation \$44,874,236

EXPENDITURES FOR 1967

General Government	
Administrative and executive	\$69,999.68
Assessment and collection of taxes	20,394.04
Financial administration	3,750.00
Public Safety	
Fire protection	16,825.00
Police protection	107,000.00
Other protection	7,150.00
Civil defense and disaster control	700.00
Streets and Roads	
Repairs and maintenance	65,120.91
Street lighting	12,900.00
Sanitation	
Street cleaning
Garbage and trash removal	43,381.33
Sanitary sewers
Health and Welfare	
Health services	15,465.00
Welfare—public assistance	3,535.00
Hospitals	1,000.00
Recreation	
Beaches and boardwalks
Parks and playgrounds	10,200.00
Other recreational services
Education (excl. school districts)	
Libraries	13,300.00
Other educational services	1,900.00
Statutory Expenditures	14,382.35
Unclassified Purposes	1,000.00
Total Municipal Functions	\$408,003.31
Per Capita—Municipal Functions	\$48.00
Capital Improvements	
.....	21,600.00
Debt Service	
.....	12,400.00
Principal payments	\$6,000.00
Interest payments	6,400.00
Per Capita—Debt Service	\$1.46
Deferred Charges	
.....	17,417.65
Total Municipal Expenditures	\$459,420.96
Required Payments for Local School, County, and Special District Taxes	
.....	995,130.03
TOTAL EXPENDITURES	\$1,454,550.99
Reserve for Uncollected Taxes...	\$108,994.17
GRAND TOTAL	\$1,563,545.16

REVENUES REALIZED IN 1967

Surplus revenue appropriated	\$75,000.00
Miscellaneous revenues realized ..	176,483.80
State aid revenues realized	18,616.00
Delinquent tax and lien collections ..	65,384.32
Current tax collections	1,176,050.11
Emergency borrowings
TOTAL REVENUES	\$1,511,534.23

CAPITAL OUTLAY (BY ORDINANCE) 1967

Beaches and boardwalks	\$62,563.00
Buildings and equipment
Parks and playgrounds	99.20
Sanitary sewers
Streets and roads	4,163.90
Water supply	76.48
Other purposes
TOTAL	\$66,902.58

TAXES

Local school taxes	\$764,370.31
County taxes	230,759.72
Special district taxes
.....	\$995,130.03
Local purpose taxes	239,594.17
Veteran and senior citizen tax ...	51,200.00
Total tax levy (for rate purposes)	\$1,285,924.20
Per Capita Total Tax Levy ...	
.....	\$151.29
General tax rate
Adjusted business personalty tax rate	4.74
Adjusted general tax rate	3.16
Current Taxes	
1967 taxes levied (total)	\$1,246,085.75
Collected in 1967	1,176,050.11
Per cent of levy col-lected	94.37
Transferred to liens	7,737.08
Adjustments	1,623.39
Balance December 31, 1967	\$60,675.17
All Prior Years Taxes Outstanding	
Balance January 1, 1967	\$94,672.71
Collected in 1967	62,411.47
Adjustments	+1.84
Balance December 31, 1967	\$32,263.08
Tax Title Liens Outstanding	
Balance January 1, 1967	\$31,508.45
Redeemed by cash	2,972.85
Adjustments	+7,737.08
Balance December 31, 1967	\$36,272.68
Property Acquired by Deed or Foreclosure	
Balance January 1, 1967	\$45,290.00
Sale for cash
Adjustments
Balance December 31, 1967	\$45,290.00

CAPITAL DEBT, DECEMBER 31, 1967

Authorized—Issued and Unissued

	Gross Debt	Net Debt
School debt	\$1,175,143.00
Self-liquidating debt ..	201,000.00	\$4,218.00
Other capital debt	266,300.00	266,300.00
	\$1,642,443.00	\$270,518.00
Per Cent	3.84	0.63
Per Capita	\$193.23	\$31.83

Issued and Outstanding

School debt	\$1,150,047.00
Self-liquidating debt	55,000.00
Other capital debt	242,000.00
	\$1,447,047.00

Equalized Valuation Basis \$42,675,027.00

CURRENT FINANCES DECEMBER 31, 1967

Cash	\$285,894.25
Taxes receivable	92,938.25
Tax title liens	36,272.68
Foreclosed property	45,290.00
Other receivables	6,073.26
Emergencies and deferred charges ..	14,946.80
State road aid receivable	32,559.13
	\$513,974.37
Cash liabilities	\$254,380.71
Reserves for receivables	180,574.19
Surplus revenue	79,019.47
	\$513,974.37

WANTAGE TOWNSHIP—SUSSEX COUNTY

Population U. S. Census, 1960—3,308
Estimated Population, 1967—4,090

Land Area 67.90 sq. mi.

Net Valuation Taxable \$26,620,220
Equalized Valuation \$88,939,307

EXPENDITURES FOR 1967

General Government	
Administrative and executive	\$37,560.00
Assessment and collection of taxes	17,300.00
Financial administration	5,000.00
Public Safety	
Fire protection	6,875.00
Police protection	2,700.00
Other protection	2,200.00
Civil defense and disaster control	400.00
Streets and Roads	
Repairs and maintenance	141,490.00
Street lighting
Sanitation	
Street cleaning
Garbage and trash removal	1,500.00
Sanitary sewers
Health and Welfare	
Health services	5,750.00
Welfare—public assistance	1,275.00
Hospitals	1,000.00
Recreation	
Beaches and boardwalks
Parks and playgrounds
Other recreational services
Education (excl. school districts)	
Libraries	800.00
Other educational services
Statutory Expenditures	5,500.00
Unclassified Purposes
Total Municipal Functions	\$229,350.00

Per Capita—Municipal Functions	\$56.08
Capital Improvements	58,775.00
Debt Service	
Principal payments
Interest payments
Per Capita—Debt Service	
Deferred Charges	15,379.75

Total Municipal Expenditures **\$303,504.75**

Required Payments for Local School, County, and Special District Taxes	927,428.39
--	------------

TOTAL EXPENDITURES \$1,230,933.14

Reserve for Uncollected Taxes... \$161,000.00

GRAND TOTAL \$1,391,933.14

REVENUES REALIZED IN 1967

Surplus revenue appropriated	\$130,000.00
Miscellaneous revenues realized	118,285.97
State aid revenues realized	54,545.00
Delinquent tax and lien collections ..	101,977.63
Current tax collections	938,384.50
Emergency borrowings

TOTAL REVENUES \$1,343,193.10

CAPITAL OUTLAY (BY ORDINANCE) 1967

Beaches and boardwalks
Buildings and equipment	\$10,960.00
Parks and playgrounds
Sanitary sewers
Streets and roads
Water supply
Other purposes
	\$10,960.00

TAXES

Local school taxes	\$681,671.23
County taxes	245,757.16
Special district taxes
	\$927,428.39
Local purpose taxes	157,459.75
Veteran and senior citizen tax ...	22,030.00
Total tax levy (for rate purposes)	\$1,106,918.14

Per Capita Total Tax Levy ... \$270.64

General tax rate
Adjusted business personalty tax rate	4.386
Adjusted general tax rate	4.122

Current Taxes	
1967 taxes levied (total)	\$1,091,397.95
Collected in 1967	938,384.50
Per cent of levy collected	85.98
Transferred to liens
Adjustments
Balance December 31, 1967	\$153,013.45

All Prior Years Taxes Outstanding	
Balance January 1, 1967	\$110,049.32
Collected in 1967	100,861.26
Adjustments
Balance December 31, 1967	\$9,188.06

Tax Title Liens Outstanding	
Balance January 1, 1967	\$3,569.79
Redeemed by cash	1,116.37
Adjustments
Balance December 31, 1967	\$2,453.42

Property Acquired by Deed or Foreclosure	
Balance January 1, 1967	\$1,000.00
Sale for cash
Adjustments
Balance December 31, 1967	\$1,000.00

CAPITAL DEBT, DECEMBER 31, 1967

Authorized—Issued and Unissued

	Gross Debt	Net Debt
School debt	\$1,228,067.00
Self-liquidating debt
Other capital debt	8,960.00	\$8,960.00
	\$1,237,027.00	\$8,960.00
Per Cent	3.76	0.02
Per Capita	\$302.45	\$2.19

Issued and Outstanding

School debt	\$1,125,432.00
Self-liquidating debt
Other capital debt
	\$1,125,432.00

Equalized Valuation Basis \$32,897,144.00

CURRENT FINANCES DECEMBER 31, 1967

Cash	\$209,822.18
Taxes receivable	162,201.51
Tax title liens	2,453.42
Foreclosed property	1,000.00
Other receivables	21,248.70
Emergencies and deferred charges
State road aid receivable	39,339.00
	\$436,064.81
Cash liabilities	\$60,269.69
Reserves for receivables	186,903.63
Surplus revenue	188,891.49
	\$436,064.81

WARREN TOWNSHIP—SOMERSET COUNTY

Population U. S. Census, 1960—5,386
Estimated Population, 1967—7,770

Land Area 19.30 sq. mi.

Net Valuation Taxable \$27,649,500
Equalized Valuation \$75,865,129

EXPENDITURES FOR 1967

General Government

Administrative and executive \$94,668.00
Assessment and collection of taxes 52,032.00
Financial administration 7,200.00

Public Safety

Fire protection 32,000.00
Police protection 8,050.00
Other protection 7,350.00
Civil defense and disaster control 1,000.00

Streets and Roads

Repairs and maintenance 117,420.00
Street lighting 500.00

Sanitation

Street cleaning
Garbage and trash removal
Sanitary sewers
.....

Health and Welfare

Health services 12,600.00
Welfare—public assistance 2,300.00
Hospitals 2,000.00

Recreation

Beaches and boardwalks
Parks and playgrounds
Other recreational services 4,500.00

Education (excl. school districts)

Libraries 10,000.00
Other educational services
.....

Statutory Expenditures

..... 4,500.00

Unclassified Purposes

..... 8,000.00

Total Municipal Functions \$364,120.00

Per Capita—Municipal Functions

..... \$46.86

Capital Improvements

..... 25,900.00

Debt Service

Principal payments .. \$15,000.00
Interest payments .. 6,250.00

Per Capita—Debt Service

..... \$2.73

Deferred Charges

..... 1,954.19

Total Municipal Expenditures \$413,224.19

Required Payments for Local

School, County, and Special

District Taxes 1,922,350.86

TOTAL EXPENDITURES \$2,335,575.05

Reserve for Uncollected Taxes...

..... \$113,189.01

GRAND TOTAL \$2,448,764.06

REVENUES REALIZED IN 1967

Surplus revenue appropriated \$75,000.00
Miscellaneous revenues realized 168,922.78
State aid revenues realized 31,164.00
Delinquent tax and lien collections 99,477.95
Current tax collections 2,007,118.27
Emergency borrowings
.....

TOTAL REVENUES \$2,381,683.00

CAPITAL OUTLAY (BY ORDINANCE) 1967

Beaches and boardwalks \$2,849.80
Buildings and equipment 2,301.63
Parks and playgrounds 413,352.83
Sanitary sewers
Streets and roads
Water supply
Other purposes 2,570.67

\$421,074.93

TAXES

Local school taxes \$1,615,506.67
County taxes 306,844.19
Special district taxes
.....

\$1,922,350.86

Local purpose taxes 157,449.20

Veteran and senior citizen tax ... 46,100.00

Total tax levy (for rate purposes) \$2,125,900.06

Per Capita Total Tax Levy ... \$273.60

General tax rate
Adjusted business personality tax

rate 11.89

Adjusted general tax rate 7.57

Current Taxes

1967 taxes levied (total) \$2,101,727.76

Collected in 1967 2,007,118.27

Per cent of levy col-

lected 95.49

Transferred to liens 9,038.37

Adjustments
Balance December 31, 1967 \$85,571.12

All Prior Years Taxes Outstanding

Balance January 1, 1967 \$83,336.39

Collected in 1967 79,924.08

Adjustments -1,743.30

Balance December 31, 1967 \$1,669.01

Tax Title Liens Outstanding

Balance January 1, 1967 \$54,875.34

Redeemed by cash 19,553.87

Adjustments +2,384.45

Balance December 31, 1967 \$37,705.92

Property Acquired by Deed or

Foreclosure

Balance January 1, 1967 \$6,600.00

Sale for cash 19,553.87

Adjustments +5,950.00

Balance December 31, 1967 \$12,550.00

CAPITAL DEBT, DECEMBER 31, 1967

Authorized—Issued and Unissued

	Gross Debt	Net Debt
School debt	\$3,237,222.00
Self-liquidating debt	1,600,000.00	\$1,600,000.00
Other capital debt	146,000.00	146,000.00
	<u>\$4,983,222.00</u>	<u>\$1,746,000.00</u>

Per Cent 7.19

Per Capita \$641.34

\$224.71

Issued and Outstanding

School debt	\$3,116,822.00
Self-liquidating debt	1,525,000.00
Other capital debt	146,000.00
	<u>\$4,787,822.00</u>

Equalized Valuation Basis \$69,221,073.00

CURRENT FINANCES DECEMBER 31, 1967

Cash	\$220,662.70
Taxes receivable	87,240.13
Tax title liens	37,705.92
Foreclosed property	12,550.00
Other receivables	309.16
Emergencies and deferred charges	34,500.00
State road aid receivable	68,238.00
	<u>\$461,205.91</u>

Cash liabilities \$222,410.85

Reserves for receivables 137,805.21

Surplus revenue 100,989.85

\$461,205.91

WASHINGTON BOROUGH—WARREN COUNTY

Population U. S. Census, 1960—5,723
Estimated Population, 1967—6,410

Land Area 2.00 sq. mi.

Net Valuation Taxable \$29,773,376
Equalized Valuation \$26,448,773

EXPENDITURES FOR 1967

General Government

Administrative and executive	\$53,785.15
Assessment and collection of taxes	14,443.05
Financial administration	2,075.00

Public Safety

Fire protection	17,050.00
Police protection	64,650.00
Other protection	1,350.00
Civil defense and disaster control	800.00

Streets and Roads

Repairs and maintenance	47,906.95
Street lighting	11,000.00

Sanitation

Street cleaning	
Garbage and trash removal	24,300.00
Sanitary sewers	30,500.00

Health and Welfare

Health services	11,050.00
Welfare—public assistance	2,050.00
Hospitals	

Recreation

Beaches and boardwalks	
Parks and playgrounds	7,800.00
Other recreational services	

Education (excl. school districts)

Libraries	13,114.85
Other educational services	

Statutory Expenditures	20,354.33
------------------------------	-----------

Unclassified Purposes	2,000.00
-----------------------------	----------

Total Municipal Functions	\$324,229.33
---------------------------	--------------

Per Capita—Municipal Functions	\$50.58
--------------------------------	---------

Capital Improvements	57,200.00
----------------------------	-----------

Debt Service	14,050.00
--------------------	-----------

Principal payments	\$5,000.00
Interest payments	9,050.00

Per Capita—Debt Service	\$2.19
-------------------------	--------

Deferred Charges	
------------------------	--

Total Municipal Expenditures	\$395,479.33
------------------------------	--------------

Required Payments for Local

School, County, and Special District Taxes	724,679.21
--	------------

TOTAL EXPENDITURES	\$1,120,158.54
---------------------------	-----------------------

Reserve for Uncollected Taxes	\$114,999.85
-------------------------------------	--------------

GRAND TOTAL	\$1,235,158.39
--------------------	-----------------------

REVENUES REALIZED IN 1967

Surplus revenue appropriated	\$110,000.00
Miscellaneous revenues realized	127,738.13
State aid revenues realized	34,024.53
Delinquent tax and lien collections	60,459.60
Current tax collections	931,417.23
Emergency borrowings	

TOTAL REVENUES	\$1,263,639.54
-----------------------	-----------------------

CAPITAL OUTLAY (BY ORDINANCE) 1967

Beaches and boardwalks	
Buildings and equipment	\$23,486.83
Parks and playgrounds	111.46
Sanitary sewers	78,893.80
Streets and roads	9,970.90
Water supply	
Other purposes	
	<u>\$112,462.99</u>

TAXES

Local school taxes	\$551,599.44
County taxes	173,079.77
Special district taxes	

	<u>\$724,679.21</u>
--	---------------------

Local purpose taxes	222,932.09
Veteran and senior citizen tax	34,040.00

Total tax levy (for rate purposes)	\$981,651.30
---	---------------------

Per Capita Total Tax Levy ...	\$153.14
--------------------------------------	-----------------

General tax rate	
Adjusted business personality tax rate	3.62
Adjusted general tax rate	3.23

Current Taxes

1967 taxes levied (total)	\$993,656.74
Collected in 1967	931,417.23
Per cent of levy collected	93.73
Transferred to liens	1,941.24
Adjustments	6,367.19
Balance December 31, 1967	\$53,931.08

All Prior Years Taxes Outstanding

Balance January 1, 1967	\$78,967.87
Collected in 1967	60,179.60
Adjustments	-7,098.96
Balance December 31, 1967	\$11,689.31

Tax Title Liens Outstanding

Balance January 1, 1967	\$8,031.33
Redeemed by cash	280.00
Adjustments	+2,445.42
Balance December 31, 1967	\$10,196.65

Property Acquired by Deed or Foreclosure

Balance January 1, 1967	
Sale for cash	
Adjustments	
Balance December 31, 1967	

CAPITAL DEBT, DECEMBER 31, 1967

Authorized—Issued and Unissued

	Gross Debt	Net Debt
School debt	\$1,518,608.00	
Self-liquidating debt		
Other capital debt	289,900.00	\$289,900.00
	<u>\$1,808,508.00</u>	<u>\$289,900.00</u>
Per Cent	7.66	1.22
Per Capita	\$282.14	\$45.23

Issued and Outstanding

School debt	\$1,518,608.00
Self-liquidating debt	
Other capital debt	257,000.00
	<u>\$1,775,608.00</u>

Equalized Valuation Basis \$23,607,665.00

CURRENT FINANCES DECEMBER 31, 1967

Cash	\$421,484.09
Taxes receivable	65,620.39
Tax title liens	10,196.65
Foreclosed property	
Other receivables	31,071.81
Emergencies and deferred charges	
State road aid receivable	37,250.00
	<u>\$565,622.94</u>
Cash liabilities	\$255,157.19
Reserves for receivables	106,888.85
Surplus revenue	203,576.90
	<u>\$565,622.94</u>

WASHINGTON TOWNSHIP—BERGEN COUNTY

Population U. S. Census, 1960—6,654
Estimated Population, 1967—9,880

Land Area 3.10 sq. mi.

Net Valuation Taxable \$69,544,264
Equalized Valuation \$70,005,245

EXPENDITURES FOR 1967

General Government

Administrative and executive	\$87,625.00
Assessment and collection of taxes	21,700.00
Financial administration	11,600.00

Public Safety

Fire protection	47,650.00
Police protection	169,900.00
Other protection	7,000.00
Civil defense and disaster control	200.00

Streets and Roads

Repairs and maintenance	102,500.00
Street lighting	8,000.00

Sanitation

Street cleaning
Garbage and trash removal
Sanitary sewers	173,000.00

Health and Welfare

Health services	16,800.00
Welfare—public assistance	600.00
Hospitals	1,200.00

Recreation

Beaches and boardwalks
Parks and playgrounds	12,450.00
Other recreational services

Education (excl. school districts)

Libraries	8,800.00
Other educational services	1,500.00

Statutory Expenditures

	24,350.00
--	-----------

Unclassified Purposes

	100.00
--	--------

Total Municipal Functions \$694,975.00

Per Capita—Municipal Functions \$70.34

Capital Improvements

	34,000.00
--	-----------

Debt Service

Principal payments	\$17,025.00
Interest payments	33,649.20

Per Capita—Debt Service \$5.13

Deferred Charges

	27,343.50
--	-----------

Total Municipal Expenditures \$806,992.70

Required Payments for Local School, County, and Special District Taxes

	1,483,114.64
--	--------------

TOTAL EXPENDITURES \$2,290,107.34

Reserve for Uncollected Taxes...

	\$58,314.30
--	-------------

GRAND TOTAL \$2,348,421.64

REVENUES REALIZED IN 1967

Surplus revenue appropriated	\$100,000.00
Miscellaneous revenues realized	352,369.38
State aid revenues realized	21,257.00
Delinquent tax and lien collections	30,680.78
Current tax collections	1,861,421.36
Emergency borrowings

TOTAL REVENUES \$2,365,708.52

CAPITAL OUTLAY (BY ORDINANCE) 1967

Beaches and boardwalks
Buildings and equipment	\$2,678.77
Parks and playgrounds	2,163.48
Sanitary sewers
Streets and roads	20,914.96
Water supply
Other purposes
	\$25,757.21

TAXES

Local school taxes	\$1,247,066.63
County taxes	236,048.01
Special district taxes

\$1,483,114.64

Local purpose taxes	397,750.00
Veteran and senior citizen tax	59,450.00

Total tax levy (for rate purposes) \$1,940,314.64

Per Capita Total Tax Levy ... \$196.39

General tax rate
Adjusted business personalty tax rate	5.37
Adjusted general tax rate	2.78

Current Taxes

1967 taxes levied (total)	\$1,895,644.87
Collected in 1967	1,861,421.36
Per cent of levy collected	98.19
Transferred to liens	959.10
Adjustments	2,552.16
Balance December 31, 1967	\$30,712.25

All Prior Years Taxes Outstanding

Balance January 1, 1967	\$30,695.47
Collected in 1967	30,660.78
Adjustments	—34.69
Balance December 31, 1967

Tax Title Liens Outstanding

Balance January 1, 1967	\$3,203.79
Redeemed by cash
Adjustments	+1,018.32
Balance December 31, 1967	\$4,222.11

Property Acquired by Deed or Foreclosure

Balance January 1, 1967	\$6,591.00
Sale for cash	1,300.00
Adjustments	+3,440.00
Balance December 31, 1967	\$8,731.00

CAPITAL DEBT, DECEMBER 31, 1967

Authorized—Issued and Unissued

	Gross Debt	Net Debt
School debt	\$2,060,120.00
Self-liquidating debt
Other capital debt	970,086.00	\$959,329.00
	\$3,030,206.00	\$959,329.00
Per Cent	4.45	1.40
Per Capita	\$306.70	\$97.10

Issued and Outstanding

School debt	\$2,060,120.00
Self-liquidating debt
Other capital debt	837,000.00
	\$2,897,120.00

Equalized Valuation Basis \$68,061,535.00

CURRENT FINANCES DECEMBER 31, 1967

Cash	\$358,481.20
Taxes receivable	30,712.25
Tax title liens	4,222.11
Foreclosed property	8,731.00
Other receivables	100.00
Emergencies and deferred charges	192,500.00
State road aid receivable	19,112.00
	\$613,858.56
Cash liabilities	\$355,068.34
Reserves for receivables	43,765.36
Surplus revenue	215,024.86
	\$613,858.56

WASHINGTON TOWNSHIP—BURLINGTON COUNTY

Population U. S. Census, 1960—541
Estimated Population, 1967—630

Land Area 107.12 sq. mi.

Net Valuation Taxable \$5,476,219
Equalized Valuation \$6,514,941

EXPENDITURES FOR 1967

General Government		
Administrative and executive	\$6,431.00	
Assessment and collection of taxes ..	2,899.09	
Financial administration	2,425.55	
Public Safety		
Fire protection	1,600.00	
Police protection	1,050.00	
Other protection	150.00	
Civil defense and disaster control ..	200.00	
Streets and Roads		
Repairs and maintenance	10,800.00	
Street lighting	916.64	
Sanitation		
Street cleaning	
Garbage and trash removal	1,500.00	
Sanitary sewers	
Health and Welfare		
Health services	200.00	
Welfare—public assistance	640.00	
Hospitals	
Recreation		
Beaches and boardwalks	
Parks and playgrounds	
Other recreational services	
Education (excl. school districts)		
Libraries	
Other educational services	
Statutory Expenditures	225.00	
Unclassified Purposes	200.00	
Total Municipal Functions	\$29,237.28	
Per Capita—Municipal Functions ..	\$46.41	
Capital Improvements	11,000.00	
Debt Service		
Principal payments	
Interest payments	
Per Capita—Debt Service	
Deferred Charges	5,512.08	
Total Municipal Expenditures	\$45,749.36	
Required Payments for Local School, County, and Special District Taxes		
	115,452.94	
TOTAL EXPENDITURES	\$161,202.30	
Reserve for Uncollected Taxes... ..	8,907.76	
GRAND TOTAL	\$170,110.06	

REVENUES REALIZED IN 1967

Surplus revenue appropriated	\$10,000.00
Miscellaneous revenues realized ..	27,469.84
State aid revenues realized	2,084.00
Delinquent tax and lien collections ..	8,398.63
Current tax collections	122,817.04
Emergency borrowings
TOTAL REVENUES	\$170,769.51

CAPITAL OUTLAY (BY ORDINANCE) 1967

Beaches and boardwalks
Buildings and equipment
Parks and playgrounds
Sanitary sewers
Streets and roads
Water supply
Other purposes

TAXES

Local school taxes	\$83,818.00
County taxes	31,634.94
Special district taxes
	\$115,452.94
Local purpose taxes	10,935.84
Veteran and senior citizen tax ...	4,790.00
Total tax levy (for rate purposes) ..	\$131,178.78
Per Capita Total Tax Levy ...	\$208.22
General tax rate
Adjusted business personalty tax rate	4.67
Adjusted general tax rate	2.13
Current Taxes	
1967 taxes levied (total)	\$128,243.09
Collected in 1967	122,817.04
Per cent of levy collected	95.76
Transferred to liens	106.51
Adjustments	188.77
Balance December 31, 1967	\$5,130.77
All Prior Years Taxes Outstanding	
Balance January 1, 1967	\$8,582.11
Collected in 1967	7,671.06
Adjustments
Balance December 31, 1967	\$911.05
Tax Title Liens Outstanding	
Balance January 1, 1967	\$6,009.15
Redeemed by cash	727.57
Adjustments	+106.51
Balance December 31, 1967	\$5,388.09
Property Acquired by Deed or Foreclosure	
Balance January 1, 1967	\$1,075.00
Sale for cash
Adjustments
Balance December 31, 1967	\$1,075.00

CAPITAL DEBT, DECEMBER 31, 1967

Authorized—Issued and Unissued

	Gross Debt	Net Debt
School debt
Self-liquidating debt
Other capital debt

Per Cent
Per Capita

Issued and Outstanding

School debt
Self-liquidating debt
Other capital debt

Equalized Valuation Basis \$5,831,723.00

CURRENT FINANCES DECEMBER 31, 1967

Cash	\$70,778.10
Taxes receivable	6,041.82
Tax title liens	5,388.09
Foreclosed property	1,075.00
Other receivables	50.00
Emergencies and deferred charges ..	11,112.28
State road aid receivable
	\$94,445.29
Cash liabilities	\$30,868.74
Reserves for receivables	12,554.91
Surplus revenue	51,021.64
	\$94,445.29

WASHINGTON TOWNSHIP—GLOUCESTER COUNTY

Population U. S. Census, 1960—4,923
Estimated Population, 1967—10,340

Land Area 22.29 sq. mi.

Net Valuation Taxable \$15,800,974
Equalized Valuation \$56,055,250

EXPENDITURES FOR 1967

General Government	
Administrative and executive	\$46,721.59
Assessment and collection of taxes ..	28,313.25
Financial administration	4,700.00
Public Safety	
Fire protection	18,915.00
Police protection	95,677.00
Other protection	5,500.00
Civil defense and disaster control ..	2,200.00
Streets and Roads	
Repairs and maintenance	50,967.23
Street lighting	13,500.00
Sanitation	
Street cleaning
Garbage and trash removal	38,030.16
Sanitary sewers
Health and Welfare	
Health services	7,200.00
Welfare—public assistance	5,200.00
Hospitals
Recreation	
Beaches and boardwalks
Parks and playgrounds	13,600.00
Other recreational services
Education (excl. school districts)	
Libraries	3,000.00
Other educational services	200.00
Statutory Expenditures	
	8,673.00
Unclassified Purposes	
	2,000.00
Total Municipal Functions	\$344,397.23
Per Capita—Municipal Functions	\$33.31
Capital Improvements	91,156.67
Debt Service	
Principal payments
Interest payments
Per Capita—Debt Service	

Deferred Charges	

Total Municipal Expenditures	\$435,553.90
Required Payments for Local School, County, and Special District Taxes	
	1,550,479.25
TOTAL EXPENDITURES	\$1,986,033.15
Reserve for Uncollected Taxes...	\$91,207.05
GRAND TOTAL	\$2,077,240.20

REVENUES REALIZED IN 1967

Surplus revenue appropriated	\$158,616.19
Miscellaneous revenues realized ..	258,673.45
State aid revenues realized	32,759.00
Delinquent tax and lien collections ..	77,364.28
Current tax collections	1,523,155.10
Emergency borrowings
TOTAL REVENUES	\$2,050,568.02

CAPITAL OUTLAY (BY ORDINANCE) 1967

Beaches and boardwalks
Buildings and equipment	\$180,007.39
Parks and playgrounds
Sanitary sewers
Streets and roads
Water supply
Other purposes
	\$180,007.39

TAXES

Local school taxes	\$1,307,571.50
County taxes	242,907.75
Special district taxes
	\$1,550,479.25
Local purpose taxes	20,212.76
Veteran and senior citizen tax ..	59,820.00
Total tax levy (for rate purposes)	\$1,630,512.01
Per Capita Total Tax Levy ...	
	\$157.69
General tax rate	10.32
Adjusted business personality tax rate
Adjusted general tax rate
Current Taxes	
1967 taxes levied (total)	\$1,673,806.56
Collected in 1967	1,523,155.10
Per cent of levy collected	90.99
Transferred to liens	2,700.00
Adjustments	7,969.96
Balance December 31, 1967	\$139,581.50
All Prior Years Taxes Outstanding	
Balance January 1, 1967	\$79,268.48
Collected in 1967	76,086.05
Adjustments	—1,324.48
Balance December 31, 1967	\$1,857.95
Tax Title Liens Outstanding	
Balance January 1, 1967	\$6,786.84
Redeemed by cash	1,278.23
Adjustments	+3,691.57
Balance December 31, 1967	\$9,200.18
Property Acquired by Deed or Foreclosure	
Balance January 1, 1967	\$11,112.60
Sale for cash	13,045.00
Adjustments	+9,400.14
Balance December 31, 1967	\$7,467.74

CAPITAL DEBT, DECEMBER 31, 1967

Authorized—Issued and Unissued			
	Gross Debt	Net Debt	
School debt	\$4,366,000.00	\$2,474,252.00	
Self-liquidating debt	
Other capital debt	131,000.00	131,000.00	
	\$4,497,000.00	\$2,605,252.00	
Per Cent	9.50	5.50	
Per Capita	\$434.91	\$251.96	

Issued and Outstanding

School debt	\$4,366,000.00
Self-liquidating debt
Other capital debt	131,000.00
	\$4,497,000.00

Equalized Valuation Basis \$47,293,702.00

CURRENT FINANCES DECEMBER 31, 1967

Cash	\$169,716.57
Taxes receivable	141,839.45
Tax title liens	9,200.18
Foreclosed property	7,467.74
Other receivables	7,051.45
Emergencies and deferred charges ..	24,873.00
State road aid receivable	35,603.18
	\$395,751.57
Cash liabilities	\$104,360.17
Reserves for receivables	165,558.82
Surplus revenue	125,832.58
	\$395,751.57

WASHINGTON TOWNSHIP—MERCER COUNTY

Population U. S. Census, 1960—2,156
Estimated Population, 1967—3,080

Land Area 20.70 sq. mi.

Net Valuation Taxable \$34,334,690
Equalized Valuation \$72,802,400

EXPENDITURES FOR 1967

General Government	
Administrative and executive	\$33,675.00
Assessment and collection of taxes	9,525.00
Financial administration	2,850.00
Public Safety	
Fire protection	7,200.00
Police protection	21,850.00
Other protection	2,450.00
Civil defense and disaster control	1,000.00
Streets and Roads	
Repairs and maintenance	48,200.00
Street lighting	6,200.00
Sanitation	
Street cleaning
Garbage and trash removal	3,800.00
Sanitary sewers
Health and Welfare	
Health services	4,950.00
Welfare—public assistance	1,950.00
Hospitals
Recreation	
Beaches and boardwalks
Parks and playgrounds
Other recreational services	3,000.00
Education (excl. school districts)	
Libraries	350.00
Other educational services
Statutory Expenditures	
.....	2,600.00
Unclassified Purposes	
.....	2,250.00
Total Municipal Functions	\$151,850.00

Per Capita—Municipal Functions	\$49.30
Capital Improvements	38,000.00
Debt Service	
Principal payments
Interest payments

Per Capita—Debt Service
Deferred Charges	7,850.00

Total Municipal Expenditures	\$197,700.00
------------------------------	--------------

Required Payments for Local School, County, and Special District Taxes	\$507,411.14
---	---------------------

TOTAL EXPENDITURES \$705,111.14

Reserve for Uncollected Taxes...	\$55,050.00
---	--------------------

GRAND TOTAL	\$760,161.14
--------------------	---------------------

REVENUES REALIZED IN 1967

Surplus revenue appropriated	\$40,000.00
Miscellaneous revenues realized	126,920.46
State aid revenues realized	29,414.00
Delinquent tax and lien collections	27,450.90
Current tax collections	524,531.60
Emergency borrowings

TOTAL REVENUES \$748,316.96

CAPITAL OUTLAY (BY ORDINANCE) 1967

Beaches and boardwalks
Buildings and equipment	\$5,753.67
Parks and playgrounds
Sanitary sewers
Streets and roads	10,909.02
Water supply
Other purposes
	\$16,662.69

TAXES

Local school taxes	\$348,259.84
County taxes	159,151.90
Special district taxes
	\$507,411.14
Local purpose taxes	47,736.00
Veteran and senior citizen tax ..	14,900.00
Total tax levy (for rate purposes)	\$570,047.14

Per Capita Total Tax Levy	\$185.08
General tax rate
Adjusted business personalty tax rate	5.56
Adjusted general tax rate	5.06

Current Taxes	
1967 taxes levied (total)	\$563,981.68
Collected in 1967	524,531.60
Per cent of levy collected	93.00
Transferred to liens	3,369.89
Adjustments	617.75
Balance December 31, 1967	\$35,462.44

All Prior Years Taxes Outstanding	
Balance January 1, 1967	\$56,337.86
Collected in 1967	27,450.90
Adjustments	2,859.01
Balance December 31, 1967	\$26,027.95

Tax Title Liens Outstanding	
Balance January 1, 1967	\$743.71
Redeemed by cash
Adjustments	+6,482.24
Balance December 31, 1967	\$7,225.95

Property Acquired by Deed or Foreclosure	
Balance January 1, 1967	\$2,025.00
Sale for cash
Adjustments
Balance December 31, 1967	\$2,025.00

CAPITAL DEBT, DECEMBER 31, 1967

Authorized—Issued and Unissued

	Gross Debt	Net Debt
School debt	\$492,000.00
Self-liquidating debt
Other capital debt
	\$492,000.00
Per Cent	2.70
Per Capita	\$159.74

Issued and Outstanding

School debt	\$492,000.00
Self-liquidating debt
Other capital debt
	\$492,000.00

Equalized Valuation Basis \$17,953,170.00

CURRENT FINANCES DECEMBER 31, 1967

Cash	\$277,736.34
Taxes receivable	61,490.39
Tax title liens	7,225.95
Foreclosed property	2,025.00
Other receivables	2,197.38
Emergencies and deferred charges ..	4,897.10
State road aid receivable	27,392.00
	\$382,964.16
Cash liabilities	\$203,649.79
Reserves for receivables	72,938.72
Surplus revenue	106,375.65
	\$382,964.16

WASHINGTON TOWNSHIP—MORRIS COUNTY

Population U. S. Census, 1960—3,330
Estimated Population, 1967—5,310

Land Area 45.10 sq. mi.

Net Valuation Taxable \$19,795,283
Equalized Valuation \$40,738,437

EXPENDITURES FOR 1967

General Government	
Administrative and executive	\$67,730.00
Assessment and collection of taxes ..	20,800.00
Financial administration	7,000.00
Public Safety	
Fire protection	15,450.00
Police protection	50,000.00
Other protection	7,050.00
Civil defense and disaster control ..	800.00
Streets and Roads	
Repairs and maintenance	148,155.56
Street lighting	50.00
Sanitation	
Street cleaning	750.00
Garbage and trash removal	1,500.00
Sanitary sewers
Health and Welfare	
Health services	3,200.00
Welfare—public assistance	1,250.00
Hospitals
Recreation	
Beaches and boardwalks
Parks and playgrounds
Other recreational services
Education (excl. school districts)	
Libraries
Other educational services
Statutory Expenditures	16,180.00
Unclassified Purposes	950.00
Total Municipal Functions	\$240,856.56
Per Capita—Municipal Functions	\$64.19
Capital Improvements	\$74,367.78
Debt Service	100.00
Principal payments
Interest payments ..	\$100.00
Per Capita—Debt Service	\$0.02
Deferred Charges	6,634.69
Total Municipal Expenditures	\$421,968.03
Required Payments for Local School, County, and Special District Taxes	1,074,290.81
TOTAL EXPENDITURES	\$1,496,258.84
Reserve for Uncollected Taxes...	\$202,492.90
GRAND TOTAL	\$1,698,751.74

REVENUES REALIZED IN 1967

Surplus revenue appropriated	\$50,000.00
Miscellaneous revenues realized ..	120,858.73
State aid revenues realized	41,556.00
Delinquent tax and lien collections ..	170,158.88
Current tax collections	1,266,302.21
Emergency borrowings
TOTAL REVENUES	\$1,648,876.82
CAPITAL OUTLAY (BY ORDINANCE) 1967	
Beaches and boardwalks
Buildings and equipment	\$6,005.83
Parks and playgrounds
Sanitary sewers	159,693.85
Streets and roads	11,628.04
Water supply
Other purposes
	\$177,327.72

TAXES

Local school taxes	\$922,436.17
County taxes	150,654.64
Special district taxes	1,200.00
	\$1,074,290.81
Local purpose taxes	324,134.93
Veteran and senior citizen tax ...	25,210.00
Total tax levy (for rate purposes)	\$1,423,635.74
Per Capita Total Tax Levy ...	\$268.10
General tax rate
Adjusted business personality tax rate	16.33
Adjusted general tax rate	6.87
Current Taxes	
1967 taxes levied (total)	\$1,449,663.99
Collected in 1967	1,266,302.21
Per cent of levy collected	87.35
Transferred to liens	5,452.71
Adjustments	25,151.71
Balance December 31, 1967	\$152,757.36
All Prior Years Taxes Outstanding	
Balance January 1, 1967	\$199,629.58
Collected in 1967	169,599.75
Adjustments	—12,065.93
Balance December 31, 1967	\$17,963.90
Tax Title Liens Outstanding	
Balance January 1, 1967	\$3,880.75
Redeemed by cash	560.13
Adjustments	+6,860.60
Balance December 31, 1967	\$10,181.22
Property Acquired by Deed or Foreclosure	
Balance January 1, 1967	\$1,000.00
Sale for cash
Adjustments
Balance December 31, 1967	\$1,000.00

CAPITAL DEBT, DECEMBER 31, 1967

Authorized—Issued and Unissued

	Gross Debt	Net Debt
School debt	\$2,869,756.00	\$623,263.00
Self-liquidating debt ..	173,000.00	173,000.00
Other capital debt
	\$3,042,756.00	\$796,263.00
Per Cent	7.93	2.07
Per Capita	\$573.02	\$149.96

Issued and Outstanding

School debt	\$1,661,192.00
Self-liquidating debt	150,000.00
Other capital debt
	\$1,811,192.00

Equalized Valuation Basis \$38,324,584.00

CURRENT FINANCES DECEMBER 31, 1967

Cash	\$236,679.74
Taxes receivable	170,721.26
Tax title liens	10,181.22
Foreclosed property	1,000.00
Other receivables	4,730.68
Emergencies and deferred charges ..	3,180.00
State road aid receivable	33,271.00
	\$459,763.90
Cash liabilities	\$96,899.50
Reserves for receivables	186,633.16
Surplus revenue	176,231.24
	\$459,763.90

WASHINGTON TOWNSHIP—WARREN COUNTY

Population U. S. Census, 1960—3,055
Estimated Population, 1967—3,580

Land Area 17.50 sq. mi.

Net Valuation Taxable \$19,424,697
Equalized Valuation \$22,218,421

EXPENDITURES FOR 1967

General Government	
Administrative and executive	\$14,590.38
Assessment and collection of taxes	8,650.00
Financial administration	1,467.23
Public Safety	
Fire protection	12,439.02
Police protection	7,278.23
Other protection	1,650.00
Civil defense and disaster control	500.00
Streets and Roads	
Repairs and maintenance	46,757.54
Street lighting	2,400.00
Sanitation	
Street cleaning
Garbage and trash removal
Sanitary sewers
Health and Welfare	
Health services	7,110.00
Welfare—public assistance	3,525.00
Hospitals	300.00
Recreation	
Beaches and boardwalks
Parks and playgrounds	500.00
Other recreational services
Education (excl. school districts)	
Libraries
Other educational services
Statutory Expenditures	2,700.00
Unclassified Purposes
Total Municipal Functions	\$109,867.40

Per Capita—Municipal Functions	\$30.69
Capital Improvements	34,250.00
Debt Service	
Principal payments
Interest payments

Per Capita—Debt Service	19.22
Deferred Charges	19.22
Total Municipal Expenditures	\$144,136.62

Required Payments for Local School, County, and Special District Taxes	677,812.26
---	------------

TOTAL EXPENDITURES	\$821,948.88
Reserve for Uncollected Taxes...	\$77,392.80
GRAND TOTAL	\$899,341.68

REVENUES REALIZED IN 1967

Surplus revenue appropriated	\$70,000.00
Miscellaneous revenues realized	59,095.80
State aid revenues realized	29,503.00
Delinquent tax and lien collections ..	43,129.26
Current tax collections	641,854.84
Emergency borrowings

TOTAL REVENUES

CAPITAL OUTLAY (BY ORDINANCE) 1967

Beaches and boardwalks
Buildings and equipment	\$26,000.00
Parks and playgrounds
Sanitary sewers
Streets and roads
Water supply
Other purposes
TOTAL	\$26,000.00

TAXES

Local school taxes	\$528,369.34
County taxes	149,442.92
Special district taxes
Total	\$677,812.26
Local purpose taxes	34,284.02
Veteran and senior citizen tax	23,020.00
Total tax levy (for rate purposes)	\$735,116.28

Per Capita Total Tax Levy	\$205.34
General tax rate
Adjusted business personality tax rate	6.07
Adjusted general tax rate	3.66

Current Taxes	
1967 taxes levied (total)	\$717,127.18
Collected in 1967	641,854.84
Per cent of levy collected	89.50
Transferred to liens	557.28
Adjustments	1,086.59
Balance December 31, 1967	\$73,628.47

All Prior Years Taxes Outstanding	
Balance January 1, 1967	\$46,020.93
Collected in 1967	43,129.26
Adjustments	—665.94
Balance December 31, 1967	\$2,225.73

Tax Title Liens Outstanding	
Balance January 1, 1967	\$601.97
Redeemed by cash
Adjustments	+528.10
Balance December 31, 1967	\$1,130.07

Property Acquired by Deed or Foreclosure	
Balance January 1, 1967	\$6,875.00
Sale for cash
Adjustments
Balance December 31, 1967	\$6,875.00

CAPITAL DEBT, DECEMBER 31, 1967

Authorized—Issued and Unissued

	Gross Debt	Net Debt
School debt	\$1,287,677.00
Self-liquidating debt
Other capital debt
	\$1,287,677.00
Per Cent	6.32
Per Capita	\$359.69

Issued and Outstanding

School debt	\$1,287,677.00
Self-liquidating debt
Other capital debt
Total	\$1,287,677.00

Equalized Valuation Basis \$20,343,476.00

CURRENT FINANCES DECEMBER 31, 1967

Cash	\$301,700.10
Taxes receivable	75,854.20
Tax title liens	1,130.07
Foreclosed property	6,875.00
Other receivables	732.86
Emergencies and deferred charges ..	1,275.08
State road aid receivable	21,439.00
Total	\$409,006.31
Cash liabilities	\$220,617.27
Reserves for receivables	84,592.13
Surplus revenue	103,796.91
Total	\$409,006.31

WATCHUNG BOROUGH—SOMERSET COUNTY

Population U. S. Census, 1960—3,312
Estimated Population, 1967—4,350

Land Area 6.20 sq. mi.

Net Valuation Taxable \$29,187,754
Equalized Valuation \$65,064,171

EXPENDITURES FOR 1967

General Government	
Administrative and executive	\$72,737.38
Assessment and collection of taxes ..	13,112.50
Financial administration	4,000.00
Public Safety	
Fire protection	29,242.02
Police protection	134,773.70
Other protection	2,000.00
Civil defense and disaster control ..	50.00
Streets and Roads	
Repairs and maintenance	41,187.73
Street lighting	11,725.00
Sanitation	
Street cleaning
Garbage and trash removal
Sanitary sewers	25,000.00
Health and Welfare	
Health services	6,400.00
Welfare—public assistance	500.00
Hospitals	2,500.00
Recreation	
Beaches and boardwalks
Parks and playgrounds
Other recreational services	10,000.00
Education (excl. school districts)	
Libraries	1,200.00
Other educational services
Statutory Expenditures	17,000.00
Unclassified Purposes	8,400.00
Total Municipal Functions	\$379,828.33
Per Capita—Municipal Functions ..	\$87.32
Capital Improvements	31,300.00
Debt Service	24,694.00
Principal payments .. \$10,000.00	
Interest payments .. 14,694.00	
Per Capita—Debt Service	\$5.68
Deferred Charges	3,200.00
Total Municipal Expenditures	\$439,022.33
Required Payments for Local School, County, and Special District Taxes	
	1,306,272.01
TOTAL EXPENDITURES	\$1,745,294.34
Reserve for Uncollected Taxes... ..	\$62,011.92
GRAND TOTAL	\$1,807,306.26

REVENUES REALIZED IN 1967

Surplus revenue appropriated	\$90,000.00
Miscellaneous revenues realized ..	161,455.33
State aid revenues realized	15,375.00
Delinquent tax and lien collections ..	30,952.12
Current tax collections	1,523,450.92
Emergency borrowings
TOTAL REVENUES	\$1,821,233.97

CAPITAL OUTLAY (BY ORDINANCE) 1967

Beaches and boardwalks
Buildings and equipment	\$1,239.91
Parks and playgrounds
Sanitary sewers	56,235.11
Streets and roads	1,562.50
Water supply
Other purposes	600.05
	\$59,637.57

TAXES

Local school taxes	\$1,042,983.09
County taxes	263,288.92
Special district taxes
	\$1,306,272.01
Local purpose taxes	240,259.25
Veteran and senior citizen tax ...	26,290.00
Total tax levy (for rate purposes) ..	\$1,572,821.26
Per Capita Total Tax Levy ...	\$361.57
General tax rate
Adjusted business personalty tax rate ..	13.34
Adjusted general tax rate	4.98
Current Taxes	
1967 taxes levied (total)	\$1,555,602.98
Collected in 1967	1,523,450.92
Per cent of levy collected	97.93
Transferred to liens	104.58
Adjustments	2,519.65
Balance December 31, 1967	\$29,527.83
All Prior Years Taxes Outstanding	
Balance January 1, 1967	\$29,771.89
Collected in 1967	28,558.37
Adjustments	—171.79
Balance December 31, 1967	\$1,041.73
Tax Title Liens Outstanding	
Balance January 1, 1967	\$7,305.21
Redeemed by cash	2,393.75
Adjustments	—1,341.79
Balance December 31, 1967	\$3,569.67
Property Acquired by Deed or Foreclosure	
Balance January 1, 1967
Sale for cash
Adjustments
Balance December 31, 1967

CAPITAL DEBT, DECEMBER 31, 1967

Authorized—Issued and Unissued		
	Gross Debt	Net Debt
School debt	\$2,683,739.00
Self-liquidating debt
Other capital debt	1,253,000.00	\$1,253,000.00
	\$3,936,739.00	\$1,253,000.00
Per Cent	6.67	2.12
Per Capita	\$905.00	\$288.05

Issued and Outstanding

School debt	\$2,683,739.00
Self-liquidating debt
Other capital debt	1,253,000.00
	\$3,936,739.00

Equalized Valuation Basis \$58,942,811.00

CURRENT FINANCES DECEMBER 31, 1967

Cash	\$176,904.45
Taxes receivable	30,569.56
Tax title liens	3,569.67
Foreclosed property
Other receivables	5,421.06
Emergencies and deferred charges ..	12,800.00
State road aid receivable	8,370.00
	\$237,634.74
Cash liabilities	\$75,633.73
Reserves for receivables	39,560.29
Surplus revenue	122,440.72
	\$237,634.74

WATERFORD TOWNSHIP—CAMDEN COUNTY

Population U. S. Census, 1960—3,809
Estimated Population, 1967—4,590

Land Area 34.38 sq. mi.

Net Valuation Taxable \$7,632,563
Equalized Valuation \$20,703,199

EXPENDITURES FOR 1967

General Government	
Administrative and executive	\$34,436.00
Assessment and collection of taxes	6,685.00
Financial administration	3,043.00
Public Safety	
Fire protection	7,844.25
Police protection	23,909.00
Other protection	960.00
Civil defense and disaster control	138.75
Streets and Roads	
Repairs and maintenance	24,036.75
Street lighting	8,274.00
Sanitation	
Street cleaning	19,225.00
Garbage and trash removal	19,225.00
Sanitary sewers
Health and Welfare	
Health services	2,250.00
Welfare—public assistance	1,285.00
Hospitals
Recreation	
Beaches and boardwalks
Parks and playgrounds	2,000.00
Other recreational services
Education (excl. school districts)	
Libraries	3,500.00
Other educational services	150.00
Statutory Expenditures	2,312.35
Unclassified Purposes	100.00
Total Municipal Functions	\$140,149.10

Per Capita—Municipal Functions	\$30.53
Capital Improvements	51,903.34
Debt Service	2,760.00
Principal payments .. \$2,400.00	
Interest payments .. 360.00	
Per Capita—Debt Service	\$0.60
Deferred Charges	541.07
Total Municipal Expenditures	\$195,353.51

Required Payments for Local School, County, and Special District Taxes	550,768.97
---	-------------------

TOTAL EXPENDITURES \$746,122.48

Reserve for Uncollected Taxes...	\$90,203.24
GRAND TOTAL	\$836,325.72

REVENUES REALIZED IN 1967

Surplus revenue appropriated	\$20,000.00
Miscellaneous revenues realized ..	79,990.89
State aid revenues realized	38,005.00
Delinquent tax and lien collections ..	67,598.09
Current tax collections	561,322.85
Emergency borrowings

TOTAL REVENUES \$766,916.83

CAPITAL OUTLAY (BY ORDINANCE) 1967

Beaches and boardwalks	\$24,798.10
Buildings and equipment
Parks and playgrounds
Sanitary sewers
Streets and roads
Water supply
Other purposes
Total	\$24,798.10

TAXES

Local school taxes	\$389,217.07
County taxes	161,551.90
Special district taxes
Total	\$550,768.97
Local purpose taxes	77,076.24
Veteran and senior citizen tax ..	31,210.00
Total tax levy (for rate purposes)	\$659,055.21

Per Capita Total Tax Levy ... \$143.53

General tax rate	8.60
Adjusted business personalty tax rate
Adjusted general tax rate

Current Taxes	
1967 taxes levied (total)	\$634,931.69
Collected in 1967	561,322.85
Per cent of levy collected	88.40
Transferred to liens	14,369.90
Adjustments	3,386.43
Balance December 31, 1967	\$55,852.51

All Prior Years Taxes Outstanding	
Balance January 1, 1967	\$74,034.04
Collected in 1967	65,821.89
Adjustments	—564.99
Balance December 31, 1967	\$7,647.16

Tax Title Liens Outstanding	
Balance January 1, 1967	\$27,800.71
Redeemed by cash	1,776.20
Adjustments	+14,369.90
Balance December 31, 1967	\$40,394.41

Property Acquired by Deed or Foreclosure	
Balance January 1, 1967	\$6,548.00
Sale for cash	837.50
Adjustments	+360.00
Balance December 31, 1967	\$6,050.50

CAPITAL DEBT, DECEMBER 31, 1967

Authorized—Issued and Unissued

	Gross Debt	Net Debt
School debt	\$1,260,822.00
Self-liquidating debt
Other capital debt	24,800.00	\$24,800.00
	\$1,285,622.00	\$24,800.00

Per Cent	7.24	0.13
Per Capita	\$280.09	\$5.40

Issued and Outstanding

School debt	\$500,706.00
Self-liquidating debt
Other capital debt	4,800.00
Total	\$505,506.00

Equalized Valuation Basis \$17,747,236.00

CURRENT FINANCES DECEMBER 31, 1967

Cash	\$150,190.94
Taxes receivable	63,499.67
Tax title liens	40,394.41
Foreclosed property	6,050.50
Other receivables	41.59
Emergencies and deferred charges ..	24,641.61
State road aid receivable	34,839.36
Total	\$319,658.08
Cash liabilities	\$113,288.68
Reserves for receivables	109,986.17
Surplus revenue	96,383.23
Total	\$319,658.08

WAYNE TOWNSHIP—PASSAIC COUNTY

Population U. S. Census, 1960—29,353
Estimated Population, 1967—46,120

Land Area 24.50 sq. mi.

Net Valuation Taxable \$342,985,030
Equalized Valuation \$423,072,651

EXPENDITURES FOR 1967

General Government	
Administrative and executive	\$463,823.00
Assessment and collection of taxes	125,608.00
Financial administration	44,734.00
Public Safety	
Fire protection	138,725.00
Police protection	661,353.27
Other protection	54,798.00
Civil defense and disaster control	2,000.00
Streets and Roads	
Repairs and maintenance	479,682.00
Street lighting	3,025.00
Sanitation	
Street cleaning
Garbage and trash removal
Sanitary sewers
Health and Welfare	
Health services	110,378.00
Welfare—public assistance	10,350.00
Hospitals	3,000.00
Recreation	
Beaches and boardwalks
Parks and playgrounds	135,494.00
Other recreational services	46,245.82
Education (excl. school districts)	
Libraries	168,284.00
Other educational services	1,100.00
Statutory Expenditures	177,400.00
Unclassified Purposes	10,000.00
Total Municipal Functions	\$2,636,000.09

Per Capita—Municipal Functions	\$57.16
Capital Improvements	151,840.00
Debt Service	194,923.93
Principal payments .. \$120,000.00	
Interest payments .. 74,923.93	
Per Capita—Debt Service	\$4.23
Deferred Charges	26,912.23
Total Municipal Expenditures	\$3,009,676.25

Required Payments for Local School, County, and Special District Taxes	8,582,332.26
---	--------------

TOTAL EXPENDITURES \$11,592,008.51

Reserve for Uncollected Taxes... \$508,408.84

GRAND TOTAL \$12,100,417.35

REVENUES REALIZED IN 1967

Surplus revenue appropriated	\$750,000.00
Miscellaneous revenues realized	912,783.25
State aid revenues realized	107,309.05
Delinquent tax and lien collections	161,742.19
Current tax collections	10,335,663.51
Emergency borrowings

TOTAL REVENUES \$12,267,498.00

CAPITAL OUTLAY (BY ORDINANCE) 1967

Beaches and boardwalks
Buildings and equipment	\$133,488.23
Parks and playgrounds	313,175.90
Sanitary sewers	1,486,281.36
Streets and roads	451,390.28
Water supply	357,486.40
Other purposes
	\$2,791,822.17

TAXES

Local school taxes	\$6,391,374.25
County taxes	2,185,640.39
Special district taxes	5,317.62
	\$8,582,332.26
Local purpose taxes	1,711,527.02
Veteran and senior citizen tax ..	235,290.00
Total tax levy (for rate purposes)	\$10,529,149.28

Per Capita Total Tax Levy ... \$228.30

General tax rate
Adjusted business personality tax rate	3.84
Adjusted general tax rate	3.05

Current Taxes

1967 taxes levied (total)	\$10,545,777.82
Collected in 1967	10,335,663.51
Per cent of levy collected	98.00
Transferred to liens	154.88
Adjustments	4,330.63
Balance December 31, 1967	\$205,628.80

All Prior Years Taxes Outstanding

Balance January 1, 1967	\$200,950.37
Collected in 1967	161,692.46
Adjustments	+10,482.33
Balance December 31, 1967	\$49,740.24

Tax Title Liens Outstanding

Balance January 1, 1967	\$369.69
Redeemed by cash	49.73
Adjustments	+159.45
Balance December 31, 1967	\$479.41

Property Acquired by Deed or Foreclosure

Balance January 1, 1967	\$160,996.00
Sale for cash
Adjustments	+600.00
Balance December 31, 1967	\$161,596.00

CAPITAL DEBT, DECEMBER 31, 1967

Authorized—Issued and Unissued

	Gross Debt	Net Debt
School debt	\$15,963,000.00	\$152,826.00
Self-liquidating debt ..	14,494,400.00	2,446,516.00
Other capital debt	3,859,410.00	3,760,623.00
	\$34,316,810.00	\$5,560,283.00

Per Cent	8.68	1.41
Per Capita	\$744.08	\$120.56

Issued and Outstanding

School debt	\$14,521,000.00
Self-liquidating debt	12,949,000.00
Other capital debt	3,038,957.00
	\$30,508,957.00

Equalized Valuation Basis \$395,254,360.00

CURRENT FINANCES DECEMBER 31, 1967

Cash	\$1,119,565.22
Taxes receivable	255,419.04
Tax title liens	479.41
Foreclosed property	161,596.00
Other receivables	18,476.44
Emergencies and deferred charges ..	444.35
State road aid receivable	94,656.00
	\$1,650,636.46

Cash liabilities	\$424,807.39
Reserves for receivables	435,970.89
Surplus revenue	789,858.18
	\$1,650,636.46

WEEHAWKEN TOWNSHIP—HUDSON COUNTY

Population U. S. Census, 1960—13,504
Estimated Population, 1967—13,180

Land Area 0.70 sq. mi.

Net Valuation Taxable \$21,246,631
Equalized Valuation \$101,017,658

EXPENDITURES FOR 1967

General Government	
Administrative and executive	\$194,145.00
Assessment and collection of taxes	25,985.00
Financial administration	7,875.00
Public Safety	
Fire protection	479,030.00
Police protection	496,705.00
Other protection	2,800.00
Civil defense and disaster control	500.00
Streets and Roads	
Repairs and maintenance	35,825.00
Street lighting	39,700.00
Sanitation	
Street cleaning	108,595.00
Garbage and trash removal	99,840.00
Sanitary sewers	62,530.00
Health and Welfare	
Health services	5,700.00
Welfare—public assistance	35,565.00
Hospitals
Recreation	
Beaches and boardwalks
Parks and playgrounds	73,985.00
Other recreational services	30,920.00
Education (excl. school districts)	
Libraries	25,000.00
Other educational services	1,250.00
Statutory Expenditures	
.....	209,900.00
Unclassified Purposes	
.....	13,910.00
Total Municipal Functions	\$1,949,760.00
Per Capita—Municipal Functions	
.....	\$147.93
Capital Improvements	
.....	23,025.00
Debt Service	
.....	*105,927.75
Principal payments ..	\$76,000.00
Interest payments ..	29,927.75
Per Capita—Debt Service	
.....	\$8.04
Deferred Charges	
.....	212,191.40
Total Municipal Expenditures	\$2,290,904.15
Required Payments for Local School, County, and Special District Taxes	
.....	2,337,747.20
TOTAL EXPENDITURES	\$4,628,651.35
Reserve for Uncollected Taxes..	
.....	\$129,359.55
GRAND TOTAL	\$4,758,010.90

REVENUES REALIZED IN 1967

Surplus revenue appropriated	\$353,518.21
Miscellaneous revenues realized ..	187,304.03
State and revenues realized	1,722,924.64
Delinquent tax and lien collections ..	77,016.60
Current tax collections	2,182,924.09
Emergency borrowings
TOTAL REVENUES	\$4,523,687.57

CAPITAL OUTLAY (BY ORDINANCE) 1967

Beaches and boardwalks
Buildings and equipment
Parks and playgrounds
Sanitary sewers
Streets and roads
Water supply
Other purposes

TAXES

Local school taxes	\$1,230,481.74
County taxes	1,145,784.21
Special district taxes
	\$2,376,265.95
Local purpose taxes	
Veteran and senior citizen tax ...	36,920.00
Total tax levy (for rate purposes)	\$2,413,185.95
Per Capita Total Tax Levy ...	
.....	\$183.09
General tax rate	
.....	11.348
Adjusted business personalty tax rate	
.....
Adjusted general tax rate	
.....
Current Taxes	
1967 taxes levied (total)	\$2,379,435.68
Collected in 1967	2,182,924.09
Per cent of levy col- lected	91.74
Transferred to liens	55,668.68
Adjustments	47,807.25
Balance December 31, 1967	\$93,035.66
All Prior Years Taxes Outstanding	
Balance January 1, 1967	\$188,348.62
Collected in 1967	77,016.60
Adjustments	—59,969.58
Balance December 31, 1967	\$105,395.64
Tax Title Liens Outstanding	
Balance January 1, 1967	\$42,363.69
Redeemed by cash
Adjustments	+113,301.36
Balance December 31, 1967	\$155,665.05
Property Acquired by Deed or Foreclosure	
Balance January 1, 1967	\$42,900.00
Sale for cash
Adjustments
Balance December 31, 1967	\$42,900.00

CAPITAL DEBT, DECEMBER 31, 1967

Authorized—Issued and Unissued

	Gross Debt	Net Debt
School debt	\$215,000.00
Self-liquidating debt
Other capital debt	394,000.00	\$394,000.00
	\$609,000.00	\$394,000.00
Per Cent	0.65	0.42
Per Capita	\$46.21	\$29.89

Issued and Outstanding

School debt	\$215,000.00
Self-liquidating debt
Other capital debt	394,000.00
	\$609,000.00

Equalized Valuation Basis \$93,297,405.00

CURRENT FINANCES DECEMBER 31, 1967

Cash	\$844,792.13
Taxes receivable	144,398.10
Tax title liens	155,665.05
Foreclosed property	42,900.00
Other receivables	19,028.96
Emergencies and deferred charges ..	85,656.53
State road aid receivable	203,065.31
	\$1,495,506.08
Cash liabilities	\$1,043,190.89
Reserves for receivables	361,992.11
Surplus revenue	90,323.08
	\$1,495,506.08

* Includes \$38,518.75 Chapter VI School Debt Service.

WENONAH BOROUGH—GLOUCESTER COUNTY

Population U. S. Census, 1960—2,100
Estimated Population, 1967—2,530

Land Area 1.08 sq. mi.

Net Valuation Taxable \$3,133,460
Equalized Valuation \$11,138,110

EXPENDITURES FOR 1967

General Government	
Administrative and executive	\$14,947.17
Assessment and collection of taxes	8,410.00
Financial administration	1,500.00
Public Safety	
Fire protection	5,900.00
Police protection	24,500.00
Other protection	925.00
Civil defense and disaster control	250.00
Streets and Roads	
Repairs and maintenance	22,255.00
Street lighting	4,300.00
Sanitation	
Street cleaning
Garbage and trash removal	3,355.00
Sanitary sewers
Health and Welfare	
Health services	970.00
Welfare—public assistance	350.00
Hospitals
Recreation	
Beaches and boardwalks
Parks and playgrounds	1,850.00
Other recreational services
Education (excl. school districts)	
Libraries	2,400.00
Other educational services	200.00
Statutory Expenditures	3,327.55
Unclassified Purposes
Total Municipal Functions	\$95,439.72
Per Capita—Municipal Functions	\$37.72
Capital Improvements	23,028.89
Debt Service	
Principal payments
Interest payments
Per Capita—Debt Service
Deferred Charges	4,558.03
Total Municipal Expenditures	\$123,026.64
Required Payments for Local School, County, and Special District Taxes	
.....	269,600.02
TOTAL EXPENDITURES	\$392,626.66
Reserve for Uncollected Taxes	\$13,006.08
GRAND TOTAL	\$405,632.74

REVENUES REALIZED IN 1967

Surplus revenue appropriated	\$26,000.00
Miscellaneous revenues realized ..	30,223.21
State aid revenues realized	17,943.00
Delinquent tax and lien collections ..	7,525.00
Current tax collections	325,930.27
Emergency borrowings
TOTAL REVENUES	\$407,621.48

CAPITAL OUTLAY (BY ORDINANCE) 1967

Beaches and boardwalks
Buildings and equipment	\$11,891.00
Parks and playgrounds
Sanitary sewers
Streets and roads
Water supply
Other purposes
.....	\$11,891.00

TAXES

Local school taxes	\$221,287.38
County taxes	48,312.64
Special district taxes
.....	\$269,600.02
Local purpose taxes	62,200.00
Veteran and senior citizen tax ..	14,320.00
Total tax levy (for rate purposes)	\$346,120.02
Per Capita Total Tax Levy	\$136.81
General tax rate
Adjusted business personality tax rate	16.81
Adjusted general tax rate	10.97
Current Taxes	
1967 taxes levied (total)	\$334,678.16
Collected in 1967	325,930.27
Per cent of levy collected	97.38
Transferred to liens	98.73
Adjustments	163.82
Balance December 31, 1967	\$8,485.34
All Prior Years Taxes Outstanding	
Balance January 1, 1967	\$7,525.00
Collected in 1967	7,525.00
Adjustments
Balance December 31, 1967
Tax Title Liens Outstanding	
Balance January 1, 1967	\$815.93
Redeemed by cash
Adjustments	198.73
Balance December 31, 1967	\$914.66
Property Acquired by Deed or Foreclosure	
Balance January 1, 1967	\$1,350.00
Sale for cash
Adjustments
Balance December 31, 1967	\$1,350.00

CAPITAL DEBT, DECEMBER 31, 1967

Authorized—Issued and Unissued

	Gross Debt	Net Debt
School debt	\$486,493.00
Self-liquidating debt ..	177,000.00
Other capital debt	53,500.00	\$40,591.00
.....	\$716,993.00	\$40,591.00
Per Cent	6.49	0.36
Per Capita	\$283.40	\$16.04

Issued and Outstanding

School debt	\$486,493.00
Self-liquidating debt	177,000.00
Other capital debt	26,000.00
.....	\$689,493.00

Equalized Valuation Basis \$11,044,810.00

CURRENT FINANCES DECEMBER 31, 1967

Cash	\$95,987.22
Taxes receivable	8,485.34
Tax title liens	914.66
Foreclosed property	1,350.00
Other receivables
Emergencies and deferred charges ..	4,056.89
State road aid receivable	6,924.73
.....	\$117,718.84
Cash liabilities	\$56,659.33
Reserves for receivables	10,750.00
Surplus revenue	50,309.51
.....	\$117,718.84

WESTAMPTON TOWNSHIP—BURLINGTON COUNTY

Population U. S. Census, 1960—1,114
Estimated Population, 1967—2,130

Land Area 11.04 sq. mi.

Net Valuation Taxable \$12,262,929
Equalized Valuation \$13,938,433

EXPENDITURES FOR 1967

General Government	
Administrative and executive	\$15,600.00
Assessment and collection of taxes	5,100.00
Financial administration	2,900.00
Public Safety	
Fire protection	12,140.00
Police protection	11,900.00
Other protection	1,150.00
Civil defense and disaster control	50.00
Streets and Roads	
Repairs and maintenance	21,224.44
Street lighting	4,700.00
Sanitation	
Street cleaning
Garbage and trash removal	3,950.00
Sanitary sewers	31,850.00
Health and Welfare	
Health services	1,120.00
Welfare—public assistance	1,550.00
Hospitals
Recreation	
Beaches and boardwalks
Parks and playgrounds
Other recreational services
Education (excl. school districts)	
Libraries
Other educational services
Statutory Expenditures	1,121.00
Unclassified Purposes	200.00
Total Municipal Functions	\$114,555.44
Per Capita—Municipal Functions	\$53.78
Capital Improvements	6,657.77
Debt Service	
Principal payments
Interest payments
Per Capita—Debt Service
Deferred Charges	
Total Municipal Expenditures	\$121,213.21
Required Payments for Local School, County, and Special District Taxes	
	411,880.84
TOTAL EXPENDITURES	\$533,094.05
Reserve for Uncollected Taxes	\$43,560.00
GRAND TOTAL	\$576,654.05

REVENUES REALIZED IN 1967

Surplus revenue appropriated	\$43,603.21
Miscellaneous revenues realized	100,551.94
State aid revenues realized	8,624.00
Delinquent tax and lien collections	15,237.04
Current tax collections	390,876.24
Emergency borrowings
TOTAL REVENUES	\$558,892.43

CAPITAL OUTLAY (BY ORDINANCE) 1967

Beaches and boardwalks
Buildings and equipment
Parks and playgrounds
Sanitary sewers
Streets and roads
Water supply
Other purposes

TAXES

Local school taxes	\$344,569.10
County taxes	67,311.74
Special district taxes	
	<hr/>
Local purpose taxes	\$411,880.84
Veteran and senior citizen tax ...	19,190.00
	<hr/>
Total tax levy (for rate purposes)	<u>\$431,070.84</u>
Per Capita Total Tax Levy ...	\$202.38
General tax rate	
Adjusted business personalty tax rate	8.67
Adjusted general tax rate	3.37
Current Taxes	
1967 taxes levied (total)	\$417,255.95
Collected in 1967	390,876.24
Per cent of levy col- lected	93.67
Transferred to liens	2,369.66
Adjustments	1,082.65
Balance December 31, 1967	<u>\$22,927.40</u>
All Prior Years Taxes Outstanding	
Balance January 1, 1967	\$19,401.02
Collected in 1967	14,084.55
Adjustments	
Balance December 31, 1967	<u>\$5,316.47</u>
Tax Title Liens Outstanding	
Balance January 1, 1967	\$5,625.90
Redeemed by cash	1,152.49
Adjustments	+2,429.95
Balance December 31, 1967	<u>\$6,903.36</u>
Property Acquired by Deed or Foreclosure	
Balance January 1, 1967	\$750.00
Sale for cash	
Adjustments	
Balance December 31, 1967	<u>\$750.00</u>

CAPITAL DEBT, DECEMBER 31, 1967

Authorized—Issued and Unissued

	Gross Debt	Net Debt
School debt	\$1,042,660.00	\$244,454.00
Self-liquidating debt
Other capital debt
.....	\$1,042,660.00	\$244,454.00
Per Cent	7.71	1.80
Per Capita	\$489.51	\$114.77

Issued and Outstanding

School debt	\$1,042,660.00
Self-liquidating debt
Other capital debt
.....	\$1,042,660.00

Equalized Valuation Basis \$13,518,189.00

CURRENT FINANCES DECEMBER 31, 1967

Cash	\$246,745.93
Taxes receivable	28,243.87
Tax title liens	6,903.36
Foreclosed property	750.00
Other receivables	4,644.44
Emergencies and deferred charges ..	96.00
State road aid receivable	6,653.04
.....	\$294,036.64
Cash liabilities	\$204,150.75
Reserves for receivables	40,541.67
Surplus revenue	49,344.22
.....	\$294,036.64

WEST AMWELL TOWNSHIP—HUNTERDON COUNTY

Population U. S. Census, 1960—1,683
Estimated Population, 1967—2,130

Land Area 21.90 sq. mi.

Net Valuation Taxable \$16,542,981
Equalized Valuation \$21,192,287

EXPENDITURES FOR 1967

General Government

Administrative and executive \$18,770.68
Assessment and collection of taxes * 7,193.10
Financial administration 2,750.00

Public Safety

Fire protection 2,500.00
Police protection 7,767.60
Other protection 975.00
Civil defense and disaster control 75.00

Streets and Roads

Repairs and maintenance 40,997.62
Street lighting 350.00

Sanitation

Street cleaning
Garbage and trash removal 1,850.00
Sanitary sewers
.....

Health and Welfare

Health services 3,200.00
Welfare—public assistance 990.00
Hospitals
.....

Recreation

Beaches and boardwalks
Parks and playgrounds
Other recreational services
.....

Education (excl. school districts)

Libraries
Other educational services
.....

Statutory Expenditures

..... 2,713.00

Unclassified Purposes

..... 100.00

Total Municipal Functions \$90,232.00

Per Capita—Municipal Functions

..... \$42.36

Capital Improvements

..... 18,933.00

Debt Service

Principal payments 25.00
Interest payments .. \$25.00

Per Capita—Debt Service

..... \$0.01

Deferred Charges

..... 431.34

Total Municipal Expenditures \$109,621.34

Required Payments for Local

School, County, and Special

District Taxes 413,313.56

TOTAL EXPENDITURES \$522,034.90

Reserve for Uncollected Taxes...

..... \$102,558.24

GRAND TOTAL \$625,493.14

REVENUES REALIZED IN 1967

Surplus revenue appropriated \$30,000.00
Miscellaneous revenues realized 52,629.22
State aid revenues realized 19,671.00
Delinquent tax and lien collections 36,890.25
Current tax collections 398,875.66
Emergency borrowings
.....

TOTAL REVENUES \$538,066.13

CAPITAL OUTLAY (BY ORDINANCE) 1967

Beaches and boardwalks
Buildings and equipment
Parks and playgrounds
Sanitary sewers
Streets and roads
Water supply
Other purposes
.....

TAXES

Local school taxes \$325,656.70
County taxes 87,656.86
Special district taxes
.....

Local purpose taxes \$413,313.56
Veteran and senior citizen tax ... 82,001.58
..... 11,780.00

Total tax levy (for rate purposes) \$507,095.14

Per Capita Total Tax Levy ... \$238.07

General tax rate
Adjusted business personality tax rate 3.32
Adjusted general tax rate 3.07

Current Taxes

1967 taxes levied (total) \$498,473.62
Collected in 1967 398,875.66
Per cent of levy collected 80.02
Transferred to liens 5,790.10
Adjustments 2,104.91
Balance December 31, 1967 \$91,702.95

All Prior Years Taxes Outstanding

Balance January 1, 1967 \$74,736.91
Collected in 1967 35,970.85
Adjustments —5,075.21
Balance December 31, 1967 \$33,690.85

Tax Title Liens Outstanding

Balance January 1, 1967 \$4,711.40
Redeemed by cash 919.40
Adjustments +8,809.81
Balance December 31, 1967 \$12,601.81

Property Acquired by Deed or

Foreclosure
Balance January 1, 1967 \$200.00
Sale for cash 950.00
Adjustments +3,129.30
Balance December 31, 1967 \$2,379.30

CAPITAL DEBT, DECEMBER 31, 1967

Authorized—Issued and Unissued

	Gross Debt	Net Debt
School debt	\$653,783.00
Self-liquidating debt
Other capital debt
	\$653,783.00
Per Cent	3.07
Per Capita	\$306.94

Issued and Outstanding

School debt
Self-liquidating debt
Other capital debt
.....

Equalized Valuation Basis \$21,294,801.00

CURRENT FINANCES DECEMBER 31, 1967

Cash \$95,973.54
Taxes receivable 125,393.80
Tax title liens 12,601.81
Foreclosed property 2,379.30
Other receivables
Emergencies and deferred charges .. 567.00
State road aid receivable 11,369.00
..... \$248,284.45

Cash liabilities \$42,212.11
Reserves for receivables 140,374.91
Surplus revenue 65,697.43
..... \$248,284.45

WEST CALDWELL BOROUGH—ESSEX COUNTY

Population U. S. Census, 1960—8,314
Estimated Population, 1967—11,340

Land Area 5.30 sq. mi.

Net Valuation Taxable \$83,901,600
Equalized Valuation \$94,100,919

EXPENDITURES FOR 1967

General Government	
Administrative and executive	\$123,779.66
Assessment and collection of taxes	69,433.50
Financial administration	8,514.75
Public Safety	
Fire protection	37,280.27
Police protection	244,132.93
Other protection	11,076.02
Civil defense and disaster control	1,100.85
Streets and Roads	
Repairs and maintenance	146,838.71
Street lighting	25,666.11
Sanitation	
Street cleaning
Garbage and trash removal	15,000.00
Sanitary sewers	73,923.21
Health and Welfare	
Health services	17,549.15
Welfare—public assistance	5,020.85
Hospitals
Recreation	
Beaches and boardwalks
Parks and playgrounds	3,165.70
Other recreational services	25,000.00
Education (excl. school districts)	
Libraries	35,000.00
Other educational services
Mandatory Expenditures	
.....	60,400.00
Unclassified Purposes	
.....	294.00
Total Municipal Functions	\$903,175.71

Per Capita—Municipal Functions	\$79.65
Capital Improvements	59,233.70
Debt Service	27,116.78
Principal payments ..	\$16,037.81
Interest payments ..	11,078.97
Per Capita—Debt Service	\$2.39
Deferred Charges	27,793.04
Total Municipal Expenditures	\$1,017,319.23

Required Payments for Local School, County, and Special District Taxes	
.....	2,879,113.22
TOTAL EXPENDITURES	\$3,896,432.45
Reserve for Uncollected Taxes...	\$153,702.77

GRAND TOTAL \$4,050,135.22

REVENUES REALIZED IN 1967

Surplus revenue appropriated	\$465,000.00
Miscellaneous revenues realized ..	341,719.42
State aid revenues realized	13,968.00
Delinquent tax and lien collections ..	67,750.64
Current tax collections	3,374,641.07
Emergency borrowings

TOTAL REVENUES \$4,263,079.13

CAPITAL OUTLAY (BY ORDINANCE) 1967

Beaches and boardwalks
Buildings and equipment	\$333,573.91
Parks and playgrounds
Sanitary sewers	47,129.69
Streets and roads	8,673.82
Water supply	28,613.24
Other purposes	59,841.85
	\$477,832.51

TAXES

Local school taxes	\$1,910,277.03
County taxes	968,836.19
Special district taxes
	\$2,879,113.22
Local purpose taxes	530,893.31
Veteran and senior citizen tax ..	67,400.00
Total tax levy (for rate purposes)	\$3,477,406.53

Per Capita Total Tax Levy ...	\$306.65
General tax rate	4.15
Adjusted business personality tax rate
Adjusted general tax rate

Current Taxes	
1967 taxes levied (total)	\$3,475,364.76
Collected in 1967	3,374,641.07
Per cent of levy collected	97.10
Transferred to liens	3,274.35
Adjustments	8,656.75
Balance December 31, 1967	\$88,792.59

All Prior Years Taxes Outstanding	
Balance January 1, 1967	\$79,919.62
Collected in 1967	64,123.00
Adjustments	2,220.76
Balance December 31, 1967	\$13,575.86

Tax Title Liens Outstanding	
Balance January 1, 1967	\$6,555.45
Redeemed by cash	3,627.64
Adjustments	+5,135.59
Balance December 31, 1967	\$8,063.40

Property Acquired by Deed or Foreclosure	
Balance January 1, 1967	\$33,995.00
Sale for cash	24,950.00
Adjustments	+28,730.00
Balance December 31, 1967	\$37,775.00

CAPITAL DEBT, DECEMBER 31, 1967

Authorized—Issued and Unissued			
	Gross Debt	Net Debt	
School debt	\$4,075,494.00	\$576,403.00
Self-liquidating debt ..	868,000.00
Other capital debt	897,350.00	897,341.00
	\$5,840,844.00	\$1,473,744.00
Per Cent	6.67	1.68
Per Capita	\$515.07	\$129.96

Issued and Outstanding

School debt	\$3,491,324.00
Self-liquidating debt	868,000.00
Other capital debt	555,900.00
	\$4,915,224.00

Equalized Valuation Basis \$87,477,284.00

CURRENT FINANCES DECEMBER 31, 1967

Cash	\$790,061.51
Taxes receivable	102,368.45
Tax title liens	8,063.40
Foreclosed property	37,775.00
Other receivables	225.00
Emergencies and deferred charges ..	33,900.00
State road aid receivable	13,968.00
	\$986,361.36
Cash liabilities	\$139,506.89
Reserves for receivables	148,431.85
Surplus revenue	698,422.62
	\$986,361.36

WEST CAPE MAY BOROUGH—CAPE MAY COUNTY

Population U. S. Census, 1960—1,030
Estimated Population, 1967—1,150

Land Area 1.30 sq. mi.

Net Valuation Taxable \$3,921,833
Equalized Valuation \$4,093,804

EXPENDITURES FOR 1967

General Government	
Administrative and executive	\$12,325.00
Assessment and collection of taxes	2,840.00
Financial administration	2,160.00
Public Safety	
Fire protection	2,375.00
Police protection	3,500.00
Other protection	100.00
Civil defense and disaster control	100.00
Streets and Roads	
Repairs and maintenance	8,245.00
Street lighting	3,500.00
Sanitation	
Street cleaning
Garbage and trash removal	950.00
Sanitary sewers
Health and Welfare	
Health services	950.00
Welfare—public assistance	800.00
Hospitals
Recreation	
Beaches and boardwalks
Parks and playgrounds	250.00
Other recreational services
Education (excl. school districts)	
Libraries
Other educational services	450.00
Statutory Expenditures	680.00
Unclassified Purposes
Total Municipal Functions	\$39,225.00
Per Capita—Municipal Functions	\$34.11
Capital Improvements	12,270.00
Debt Service	3,127.50
Principal payments	\$3,000.00
Interest payments	127.50
Per Capita—Debt Service	\$2.72
Deferred Charges
Total Municipal Expenditures	\$54,622.50
Required Payments for Local School, County, and Special District Taxes	127,640.17
TOTAL EXPENDITURES	\$182,262.67
Reserve for Uncollected Taxes..	\$20,781.80
GRAND TOTAL	\$203,044.47

REVENUES REALIZED IN 1967

Surplus revenue appropriated	\$12,554.30
Miscellaneous revenues realized	15,942.51
State aid revenues realized	12,112.00
Delinquent tax and lien collections	13,433.62
Current tax collections	136,870.42
Emergency borrowings
TOTAL REVENUES	\$190,912.85

CAPITAL OUTLAY (BY ORDINANCE) 1967

Beaches and boardwalks
Buildings and equipment
Parks and playgrounds
Sanitary sewers	\$2.72
Streets and roads
Water supply
Other purposes

TAXES

Local school taxes	\$108,520.41
County taxes	19,119.76
Special district taxes
Total	\$127,640.17
Local purpose taxes	24,338.00
Veteran and senior citizen tax	7,720.00
Total tax levy (for rate purposes)	\$159,698.17
Per Capita Total Tax Levy	\$138.87
General tax rate	4.07
Adjusted business personalty tax rate
Adjusted general tax rate
Current Taxes	
1967 taxes levied (total)	\$154,032.35
Collected in 1967	136,870.42
Per cent of levy collected	88.85
Transferred to liens
Adjustments	138.91
Balance December 31, 1967	\$17,023.02
All Prior Years Taxes Outstanding	
Balance January 1, 1967	\$13,487.56
Collected in 1967	12,453.74
Adjustments
Balance December 31, 1967	\$1,033.82
Tax Title Liens Outstanding	
Balance January 1, 1967	\$2,038.94
Redeemed by cash	979.88
Adjustments
Balance December 31, 1967	\$1,059.06
Property Acquired by Deed or Foreclosure	
Balance January 1, 1967	\$6,207.00
Sale for cash
Adjustments
Balance December 31, 1967	\$6,207.00

CAPITAL DEBT, DECEMBER 31, 1967

Authorized—Issued and Unissued		
	Gross Debt	Net Debt
School debt	\$197,126.00	\$22,455.00
Self-liquidating debt	1,500.00
Other capital debt
	\$198,626.00	\$22,455.00
Per Cent	5.09	0.57
Per Capita	\$172.72	\$19.53

Issued and Outstanding

School debt	\$173,573.00
Self-liquidating debt	1,500.00
Other capital debt
	\$175,073.00

Equalized Valuation Basis \$3,901,819.00

CURRENT FINANCES DECEMBER 31, 1967

Cash	\$76,752.15
Taxes receivable	18,056.84
Tax title liens	1,059.06
Foreclosed property	6,207.00
Other receivables	560.12
Emergencies and deferred charges ..	1,000.00
State road aid receivable	7,833.88
	\$111,469.05
Cash liabilities	\$62,344.21
Reserves for receivables	25,883.02
Surplus revenue	23,241.82
	\$111,469.05

WEST DEPTFORD TOWNSHIP—GLOUCESTER COUNTY

Population U. S. Census, 1960—11,152
Estimated Population, 1967—13,260

Land Area 15.92 sq. ml.

Net Valuation Taxable \$28,985,802
Equalized Valuation \$91,477,546

EXPENDITURES FOR 1967

General Government	
Administrative and executive	\$69,355.73
Assessment and collection of taxes	15,096.69
Financial administration	7,100.00
Public Safety	
Fire protection	19,000.00
Police protection	140,650.00
Other protection	3,480.00
Civil defense and disaster control	2,000.00
Streets and Roads	
Repairs and maintenance	149,500.00
Street lighting	18,000.00
Sanitation	
Street cleaning
Garbage and trash removal	13,200.00
Sanitary sewers
Health and Welfare	
Health services	9,120.00
Welfare—public assistance	14,400.00
Hospitals
Recreation	
Beaches and boardwalks
Parks and playgrounds
Other recreational services	10,000.00
Education (excl. school districts)	
Libraries	3,000.00
Other educational services
Statutory Expenditures	26,400.00
Unclassified Purposes	200.00
Total Municipal Functions	\$500,502.42
Per Capita—Municipal Functions	\$37.75
Capital Improvements	48,429.99
Debt Service	
Principal payments
Interest payments
Per Capita—Debt Service	
Deferred Charges	12,039.64
Total Municipal Expenditures	\$560,972.05
Required Payments for Local School, County, and Special District Taxes	
	2,037,694.44
TOTAL EXPENDITURES	\$2,598,666.49
Reserve for Uncollected Taxes	\$66,546.97
GRAND TOTAL	\$2,665,213.46

REVENUES REALIZED IN 1967

Surplus revenue appropriated	\$153,000.00
Miscellaneous revenues realized	259,140.71
State aid revenues realized	36,750.57
Delinquent tax and lien collections	40,176.54
Current tax collections	2,202,782.10
Emergency borrowings
TOTAL REVENUES	\$2,691,849.92

CAPITAL OUTLAY (BY ORDINANCE) 1967

Beaches and boardwalks
Buildings and equipment
Parks and playgrounds
Sanitary sewers	\$46,808.14
Streets and roads
Water supply	825,354.36
Other purposes
	\$872,162.50

TAXES

Local school taxes	\$1,641,159.00
County taxes	396,535.44
Special district taxes
	\$2,037,694.44
Local purpose taxes	197,073.60
Veteran and senior citizen tax	80,445.00
Total tax levy (for rate purposes)	\$2,315,213.04
Per Capita Total Tax Levy	\$174.60
General tax rate
Adjusted business personality tax rate	24.19
Adjusted general tax rate	7.48
Current Taxes	
1967 taxes levied (total)	\$2,270,930.18
Collected in 1967	2,202,782.10
Per cent of levy collected	96.99
Transferred to liens	675.32
Adjustments	5,239.23
Balance December 31, 1967	\$62,233.53
All Prior Years Taxes Outstanding	
Balance January 1, 1967	\$61,077.43
Collected in 1967	40,015.94
Adjustments	—1,005.31
Balance December 31, 1967	\$20,056.18
Tax Title Liens Outstanding	
Balance January 1, 1967	\$35,449.84
Redeemed by cash	160.60
Adjustments	+557.93
Balance December 31, 1967	\$36,147.17
Property Acquired by Deed or Foreclosure	
Balance January 1, 1967	\$31,066.17
Sale for cash	14,495.00
Adjustments
Balance December 31, 1967	\$16,571.17

CAPITAL DEBT, DECEMBER 31, 1967

Authorized—Issued and Unissued

	Gross Debt	Net Debt
School debt	\$2,295,000.00	
Self-liquidating debt	1,355,000.00	\$272,374.00
Other capital debt
	\$3,650,000.00	\$272,374.00
Per Cent	4.24	0.31
Per Capita	\$275.26	\$20.54

Issued and Outstanding

School debt	\$2,295,000.00
Self-liquidating debt	1,355,000.00
Other capital debt
	\$3,650,000.00

Equalized Valuation Basis \$86,073,647.00

CURRENT FINANCES DECEMBER 31, 1967

Cash	\$997,357.85
Taxes receivable	82,289.71
Tax title liens	36,147.17
Foreclosed property	16,571.17
Other receivables	46,860.40
Emergencies and deferred charges	111.76
State road aid receivable	30,087.00
	\$1,209,425.06
Cash liabilities	\$879,616.93
Reserves for receivables	181,868.45
Surplus revenue	147,939.68
	\$1,209,425.06

WESTFIELD TOWN—UNION COUNTY

Population U. S. Census, 1960—31,447
Estimated Population, 1967—34,320

Land Area 6.40 sq. mi.

Net Valuation Taxable \$123,540,575
Equalized Valuation \$286,199,007

EXPENDITURES FOR 1967

General Government	
Administrative and executive	\$234,640.09
Assessment and collection of taxes	45,297.25
Financial administration	16,725.00
Public Safety	
Fire protection	433,303.28
Police protection	538,433.33
Other protection	20,332.00
Civil defense and disaster control	13,943.00
Streets and Roads	
Repairs and maintenance	323,640.00
Street lighting	67,500.00
Sanitation	
Street cleaning
Garbage and trash removal
Sanitary sewers	61,086.74
Health and Welfare	
Health services	47,885.00
Welfare—public assistance	9,500.00
Hospitals	12,000.00
Recreation	
Beaches and boardwalks
Parks and playgrounds	179,690.00
Other recreational services	40,468.00
Education (excl. school districts)	
Libraries	101,436.00
Other educational services	1,100.00
Statutory Expenditures	195,333.20
Unclassified Purposes	2,175.00
Total Municipal Functions	\$2,344,480.89
Per Capita—Municipal Functions	\$68.31
Capital Improvements	80,000.00
Debt Service	102,032.43
Principal payments	\$98,644.93
Interest payments	3,387.50
Per Capita—Debt Service	\$2.97
Deferred Charges	18,625.94
Total Municipal Expenditures	\$2,545,139.26
Required Payments for Local School, County, and Special District Taxes	6,539,259.89
TOTAL EXPENDITURES	\$9,084,399.15
Reserve for Uncollected Taxes...	\$965,844.10
GRAND TOTAL	\$10,050,243.25

REVENUES REALIZED IN 1967

Surplus revenue appropriated	\$1,400,000.00
Miscellaneous revenues realized	926,167.76
State aid revenues realized	23,873.02
Delinquent tax and lien collections	83,148.87
Current tax collections	7,945,524.49
Emergency borrowings
TOTAL REVENUES	\$10,378,714.14

CAPITAL OUTLAY (BY ORDINANCE) 1967

Beaches and boardwalks
Buildings and equipment	\$224,718.06
Parks and playgrounds	102,419.80
Sanitary sewers
Streets and roads	77,040.40
Water supply
Other purposes
TOTAL	\$404,178.26

TAXES

Local school taxes	\$5,531,350.50
County taxes	1,007,909.39
Special district taxes
Local purpose taxes	\$6,539,259.89
Veteran and senior citizen tax	1,467,350.36
.....	181,170.00
Total tax levy (for rate purposes)	\$8,187,780.25
Per Capita Total Tax Levy	\$238.57
General tax rate
Adjusted business personalty tax rate	13.14
Adjusted general tax rate	6.48
Current Taxes	
1967 taxes levied (total)	\$8,064,431.29
Collected in 1967	7,945,524.49
Per cent of levy collected	98.52
Transferred to liens	2,689.20
Adjustments	5,064.51
Balance December 31, 1967	\$111,153.09
All Prior Years Taxes Outstanding	
Balance January 1, 1967	\$91,737.87
Collected in 1967	80,944.62
Adjustments	3,633.57
Balance December 31, 1967	\$7,159.70
Tax Title Liens Outstanding	
Balance January 1, 1967	\$6,539.33
Redeemed by cash	2,204.25
Adjustments	+4,364.77
Balance December 31, 1967	\$8,699.85
Property Acquired by Deed or Foreclosure	
Balance January 1, 1967	\$136,895.00
Sale for cash	200.00
Adjustments	+150.00
Balance December 31, 1967	\$136,845.00

CAPITAL DEBT, DECEMBER 31, 1967

Authorized—Issued and Unissued		
	Gross Debt	Net Debt
School debt	\$7,591,000.00
Self-liquidating debt
Other capital debt	641,559.00	\$611,682.00
	\$8,232,559.00	\$611,682.00
Per Cent	2.99	0.22
Per Capita	\$239.88	\$17.82

Issued and Outstanding

School debt	\$7,591,000.00
Self-liquidating debt
Other capital debt	343,930.00
	\$7,934,930.00

Equalized Valuation Basis \$275,330,199.00

CURRENT FINANCES DECEMBER 31, 1967

Cash	\$4,356,337.21
Taxes receivable	118,312.73
Tax title liens	8,699.87
Foreclosed property	136,845.00
Other receivables	40.80
Emergencies and deferred charges
State road aid receivable
	\$4,620,235.61
Cash liabilities	\$2,758,411.43
Reserves for receivables	263,898.44
Surplus revenue	1,597,925.73
	\$4,620,235.61

WEST LONG BRANCH BOROUGH—MONMOUTH COUNTY

Population U. S. Census, 1960—5,337
Estimated Population, 1967—5,950

Land Area 2.90 sq. mi.

Net Valuation Taxable \$37,586,907
Equalized Valuation \$40,121,788

EXPENDITURES FOR 1967

General Government		
Administrative and executive	\$51,708.71	
Assessment and collection of taxes ..	15,019.72	
Financial administration	3,200.00	
Public Safety		
Fire protection	18,227.48	
Police protection	82,278.00	
Other protection	
Civil defense and disaster control ..	41.42	
Streets and Roads		
Repairs and maintenance	57,929.46	
Street lighting	8,239.70	
Sanitation		
Street cleaning	
Garbage and trash removal	
Sanitary sewers	38,100.00	
Health and Welfare		
Health services	9,283.07	
Welfare—public assistance	777.95	
Hospitals	
Recreation		
Beaches and boardwalks	
Parks and playgrounds	
Other recreational services	2,817.05	
Education (excl. school districts)		
Libraries	10,837.60	
Other educational services	
Statutory Expenditures		
.....	12,220.53	
Unclassified Purposes		
.....	3,500.00	
Total Municipal Functions	\$314,180.69	
Per Capita—Municipal Functions		
.....	\$52.80	
Capital Improvements		
.....	20,273.34	
Debt Service		
Principal payments .. \$7,000.00	11,989.14	
Interest payments .. 4,989.14	
Per Capita—Debt Service		
.....	\$2.01	
Deferred Charges		
.....	7,398.37	
Total Municipal Expenditures	\$353,841.54	
Required Payments for Local School, County, and Special District Taxes		
.....	1,052,497.83	
TOTAL EXPENDITURES	\$1,406,339.37	
Reserve for Uncollected Taxes...		
.....	\$60,882.72	
GRAND TOTAL	\$1,467,222.09	

REVENUES REALIZED IN 1967

Surplus revenue appropriated	\$24,398.37
Miscellaneous revenues realized ..	179,463.96
State aid revenues realized	20,966.00
Delinquent tax and lien collections ..	33,606.45
Current tax collections	1,199,754.60
Emergency borrowings
TOTAL REVENUES	\$1,458,189.38

CAPITAL OUTLAY (BY ORDINANCE) 1967

Beaches and boardwalks
Buildings and equipment	\$5,331.00
Parks and playgrounds
Sanitary sewers
Streets and roads	32,380.02
Water supply
Other purposes	17,000.00
	\$54,711.02

TAXES

Local school taxes	\$821,986.82
County taxes	230,511.01
Special district taxes
	\$1,052,497.83
Local purpose taxes	174,748.55
Veteran and senior citizen tax ..	40,510.00
Total tax levy (for rate purposes)	\$1,267,756.38
Per Capita Total Tax Levy ...	
.....	\$213.07
General tax rate	
.....	3.369
Adjusted business personality tax rate	
.....
Adjusted general tax rate	
.....
Current Taxes	
1967 taxes levied (total)	\$1,243,042.82
Collected in 1967	1,199,754.60
Per cent of levy collected	96.51
Transferred to liens	234.92
Adjustments	266.99
Balance December 31, 1967	\$42,786.31
All Prior Years Taxes Outstanding	
Balance January 1, 1967	\$39,225.93
Collected in 1967	32,802.05
Adjustments	—1,431.81
Balance December 31, 1967	\$4,992.07
Tax Title Liens Outstanding	
Balance January 1, 1967	\$6,320.98
Redeemed by cash	804.40
Adjustments	+234.92
Balance December 31, 1967	\$5,751.50

Property Acquired by Deed or Foreclosure

Balance January 1, 1967	\$5,365.00
Sale for cash	1,700.00
Adjustments	+410.00
Balance December 31, 1967	\$3,675.00

CAPITAL DEBT, DECEMBER 31, 1967

Authorized—Issued and Unissued

	Gross Debt	Net Debt
School debt	\$999,064.00
Self-liquidating debt
Other capital debt	176,375.00	\$176,375.00
	\$1,175,439.00	\$176,375.00
Per Cent	3.26	0.48
Per Capita	\$197.55	\$29.64

Issued and Outstanding

School debt	\$999,064.00
Self-liquidating debt
Other capital debt	139,150.00
	\$1,138,214.00

Equalized Valuation Basis \$36,000,000.00

CURRENT FINANCES DECEMBER 31, 1967

Cash	\$68,510.14
Taxes receivable	47,778.38
Tax title liens	5,751.50
Foreclosed property	3,675.00
Other receivables	12,320.95
Emergencies and deferred charges ..	554.89
State road aid receivable	17,346.00
	\$155,936.86
Cash liabilities	\$34,620.37
Reserves for receivables	69,525.83
Surplus revenue	51,790.66
	\$155,936.86

WEST MILFORD TOWNSHIP—PASSAIC COUNTY

Population U. S. Census, 1960—8,157
Estimated Population, 1967—12,270

Land Area 78.50 sq. mi.

Net Valuation Taxable \$135,386,591
Equalized Valuation \$143,354,509

EXPENDITURES FOR 1967

General Government	
Administrative and executive	\$166,820.00
Assessment and collection of taxes	72,442.00
Financial administration	31,820.00
Public Safety	
Fire protection	28,600.00
Police protection	217,500.00
Other protection	17,070.00
Civil defense and disaster control	6,000.00
Streets and Roads	
Repairs and maintenance	586,725.00
Street lighting	10,000.00
Sanitation	
Street cleaning
Garbage and trash removal	10,120.00
Sanitary sewers
Health and Welfare	
Health services	50,282.00
Welfare—public assistance	18,000.00
Hospitals	3,050.00
Recreation	
Beaches and boardwalks
Parks and playgrounds
Other recreational services	15,650.00
Education (excl. school districts)	
Libraries	3,500.00
Other educational services	700.00
Statutory Expenditures	69,930.00
Unclassified Purposes	3,050.00
Total Municipal Functions	\$1,311,259.00

Per Capita—Municipal Functions	\$106.87
Capital Improvements	101,200.00
Debt Service	34,000.00
Principal payments	\$22,000.00
Interest payments	12,000.00
Per Capita—Debt Service	\$2.77
Deferred Charges	18,115.00
Total Municipal Expenditures	\$1,464,574.00

Required Payments for Local School, County, and Special District Taxes	
.....	3,123,365.62
TOTAL EXPENDITURES	\$4,587,939.62
Reserve for Uncollected Taxes	\$454,745.84
GRAND TOTAL	\$5,042,685.46

REVENUES REALIZED IN 1967

Surplus revenue appropriated	\$500,000.00
Miscellaneous revenues realized	433,816.06
State aid revenues realized	86,314.00
Delinquent tax and lien collections	327,303.02
Current tax collections	3,451,350.12
Emergency borrowings
TOTAL REVENUES	\$4,798,783.20

CAPITAL OUTLAY (BY ORDINANCE) 1967

Beaches and boardwalks	\$161,651.33
Buildings and equipment
Parks and playgrounds
Sanitary sewers
Streets and roads	58,161.85
Water supply	8,650.00
Other purposes
TOTAL	\$228,463.18

TAXES

Local school taxes	\$2,378,521.86
County taxes	744,843.76
Special district taxes
Total	\$3,123,365.62
Local purpose taxes	672,351.84
Veteran and senior citizen tax	87,122.00
Total tax levy (for rate purposes)	\$3,882,839.46
Per Capita Total Tax Levy	\$316.45
General tax rate
Adjusted business personalty tax rate	4.12
Adjusted general tax rate	2.85
Current Taxes	
1967 taxes levied (total)	\$3,835,140.47
Collected in 1967	3,451,350.12
Per cent of levy collected	89.99
Transferred to liens	26,410.95
Adjustments	4,546.49
Balance December 31, 1967	\$352,832.91

All Prior Years Taxes Outstanding	
Balance January 1, 1967	\$311,532.54
Collected in 1967	294,589.65
Adjustments	—12,861.48
Balance December 31, 1967	\$4,081.41

Tax Title Liens Outstanding	
Balance January 1, 1967	\$51,902.12
Redeemed by cash	32,713.37
Adjustments	+34,444.62
Balance December 31, 1967	\$53,629.44

Property Acquired by Deed or Foreclosure	
Balance January 1, 1967	\$51,125.00
Sale for cash
Adjustments
Balance December 31, 1967	\$51,125.00

CAPITAL DEBT, DECEMBER 31, 1967

Authorized—Issued and Unissued			
	Gross Debt	Net Debt	
School debt	\$5,957,000.00	\$673,137.00	
Self-liquidating debt	
Other capital debt	934,672.00	929,398.00	
	\$6,891,672.00	\$1,602,535.00	
Per Cent	5.21	1.21	
Per Capita	\$561.67	\$130.61	

Issued and Outstanding

School debt	\$5,957,000.00
Self-liquidating debt
Other capital debt	603,900.00
Total	\$6,560,900.00

Equalized Valuation Basis \$132,096,574.00

CURRENT FINANCES DECEMBER 31, 1967

Cash	\$823,647.46
Taxes receivable	356,914.32
Tax title liens	53,629.44
Tax title liens	51,125.00
Foreclosed property	1,889.33
Other receivables
Emergencies and deferred charges	45,268.00
State road aid receivable
Total	\$1,332,473.55
Cash liabilities	\$313,968.20
Reserves for receivables	463,558.09
Surplus revenue	554,947.26
Total	\$1,332,473.55

WEST NEW YORK TOWN—HUDSON COUNTY

Population U. S. Census, 1960—35,547
Estimated Population, 1967—38,190

Land Area 0.90 sq. mi.

Net Valuation Taxable \$138,935,533
Equalized Valuation \$148,167,502

EXPENDITURES FOR 1967

General Government	
Administrative and executive	\$505,564.25
Assessment and collection of taxes	63,385.00
Financial administration	53,690.00
Public Safety	
Fire protection	692,440.00
Police protection	725,360.00
Police protection	725,360.00
Civil defense and disaster control	3,750.00
Streets and Roads	
Repairs and maintenance	298,568.00
Street lighting	84,500.00
Sanitation	
Street cleaning	149,900.00
Garbage and trash removal	298,527.00
Sanitary sewers	298,527.00
Health and Welfare	
Health services	118,280.00
Welfare—public assistance	74,903.68
Hospitals
Recreation	
Beaches and boardwalks	165,058.45
Parks and playgrounds	83,904.50
Other recreational services	83,904.50
Education (excl. school districts)	
Libraries	42,985.00
Other educational services	4,200.00
Statutory Expenditures	393,313.66
Unclassified Purposes	5,000.00
Total Municipal Functions	\$3,763,329.54
Per Capita—Municipal Functions	
Capital Improvements	\$98.54
.....	73,853.00
Debt Service	*548,932.25
Principal payments .. \$323,000.00	
Interest payments .. 225,932.25	
Per Capita—Debt Service	\$14.37
Deferred Charges	18,334.00
Total Municipal Expenditures	\$4,404,448.79
Required Payments for Local School, County, and Special District Taxes	
.....	4,119,463.33
TOTAL EXPENDITURES	\$8,523,912.12
Reserve for Uncollected Taxes..	\$515,310.78
GRAND TOTAL	\$9,039,222.90

REVENUES REALIZED IN 1967

Surplus revenue appropriated	\$300,000.00
Miscellaneous revenues realized ..	571,458.64
State aid revenues realized	989,439.27
Delinquent tax and lien collections ..	324,636.49
Current tax collections	6,267,840.01
Emergency borrowings
TOTAL REVENUES	\$8,453,365.41

CAPITAL OUTLAY (BY ORDINANCE) 1967

Beaches and boardwalks
Buildings and equipment	\$53,500.00
Parks and playgrounds
Sanitary sewers	1,600.00
Streets and roads
Water supply
Other purposes	810,195.71
	\$865,295.71

TAXES

Local school taxes	\$2,643,322.75
County taxes	1,650,034.33
Special district taxes
	\$4,323,367.08
Local purpose taxes	2,436,051.36
Veteran and senior citizen tax ..	79,880.00
Total tax levy (for rate purposes)	\$6,839,298.44
Per Capita Total Tax Levy ...	
General tax rate	\$179.00
Adjusted business personalty tax rate	6.618
Adjusted general tax rate	4.817
Current Taxes	
1967 taxes levied (total)	\$6,768,085.38
Collected in 1967	6,267,840.01
Per cent of levy col-lected	92.60
Transferred to liens	879.10
Adjustments	151,497.91
Balance December 31, 1967	\$347,868.36
All Prior Years Taxes Outstanding	
Balance January 1, 1967	\$755,312.52
Collected in 1967	324,174.97
Adjustments	+1,564.80
Balance December 31, 1967	\$432,702.35
Tax Title Liens Outstanding	
Balance January 1, 1967	\$2,865.73
Redeemed by cash	461.52
Adjustments	+879.10
Balance December 31, 1967	\$3,283.31
Property Acquired by Deed or Foreclosure	
Balance January 1, 1967	\$18,800.00
Sale for cash
Adjustments
Balance December 31, 1967	\$18,800.00

CAPITAL DEBT, DECEMBER 31, 1967

Authorized—Issued and Unissued

	Gross Debt	Net Debt
School debt	\$4,231,000.00
Self-liquidating debt
Other capital debt	4,085,946.00	\$2,435,140.00
	\$8,316,946.00	\$2,435,140.00
Per Cent	6.29	1.84
Per Capita	\$217.78	\$63.76

Issued and Outstanding

School debt	\$3,756,000.00
Self-liquidating debt
Other capital debt	2,509,000.00
	\$6,265,000.00

Equalized Valuation Basis \$132,197,770.00

CURRENT FINANCES DECEMBER 31, 1967

Cash	\$234,367.86
Taxes receivable	780,570.71
Tax title liens	3,283.31
Foreclosed property	18,800.00
Other receivables	240,078.01
Emergencies and deferred charges ..	267,132.54
State road aid receivable	49,283.96
	\$1,593,516.39
Cash liabilities	\$215,024.36
Reserves for receivables	1,042,732.03
Surplus revenue	335,760.00
	\$1,593,516.39

* Includes \$203,903.75 Chapter VI School Debt Service.

WEST ORANGE TOWN—ESSEX COUNTY

Population U. S. Census, 1960—39,895
Estimated Population, 1967—43,810

Land Area 12.10 sq. ml.

Net Valuation Taxable \$265,019,500
Equalized Valuation \$325,992,382

EXPENDITURES FOR 1967

General Government	
Administrative and executive	\$581,427.50
Assessment and collection of taxes	69,398.79
Financial administration	60,235.00
Public Safety	
Fire protection	875,934.88
Police protection	867,048.30
Other protection	43,024.65
Civil defense and disaster control	1,475.00
Streets and Roads	
Repairs and maintenance	443,945.56
Street lighting	82,700.00
Sanitation	
Street cleaning
Garbage and trash removal	270,500.00
Sanitary sewers	117,326.44
Health and Welfare	
Health services	99,313.11
Welfare—public assistance	57,711.00
Hospitals
Recreation	
Beaches and boardwalks
Parks and playgrounds	178,411.40
Other recreational services	42,148.11
Education (excl. school districts)	
Libraries	169,772.00
Other educational services	1,600.00
Statutory Expenditures	388,816.00
Unclassified Purposes	3,000.00
Total Municipal Functions	\$4,353,787.74
Per Capita—Municipal Functions	\$99.38
Capital Improvements	122,250.00
Debt Service	173,246.96
Principal payments	\$103,870.00
Interest payments	69,376.96
Per Capita—Debt Service	\$3.95
Deferred Charges	47,631.25
Total Municipal Expenditures	\$4,696,915.95
Required Payments for Local School, County, and Special District Taxes	
.....	9,170,823.87
TOTAL EXPENDITURES	\$13,867,739.82
Reserve for Uncollected Taxes	\$902,417.36
GRAND TOTAL	\$14,770,157.18

REVENUES REALIZED IN 1967

Surplus revenue appropriated	\$280,000.00
Miscellaneous revenues realized	1,142,445.69
State aid revenues realized	102,246.16
Delinquent tax and lien collections	414,165.07
Current tax collections	12,563,140.71
Emergency borrowings
TOTAL REVENUES	\$14,501,997.63

CAPITAL OUTLAY (BY ORDINANCE) 1967

Beaches and boardwalks	\$73,597.00
Buildings and equipment	113,617.80
Parks and playgrounds	2,158.50
Sanitary sewers	14,619.44
Streets and roads	53,726.08
Water supply
Other purposes
TOTAL	\$257,718.82

TAXES

Local school taxes	\$5,822,918.00
County taxes	3,347,905.87
Special district taxes
Local purpose taxes	\$9,170,823.87
Veteran and senior citizen tax	3,716,415.61
Total tax levy (for rate purposes)	\$13,096,379.48
Per Capita Total Tax Levy	
General tax rate
Adjusted business personalty tax rate	7.61
Adjusted general tax rate	4.86
Current Taxes	
1967 taxes levied (total)	\$13,011,483.07
Collected in 1967	12,563,140.71
Per cent of levy collected	96.55
Transferred to liens	9,145.12
Adjustments	29,931.76
Balance December 31, 1967	\$409,265.48
All Prior Years Taxes Outstanding	
Balance January 1, 1967	\$522,660.16
Collected in 1967	403,105.32
Adjustments	15,518.58
Balance December 31, 1967	\$104,036.26
Tax Title Liens Outstanding	
Balance January 1, 1967	\$35,844.53
Redeemed by cash	11,059.75
Adjustments	+11,605.06
Balance December 31, 1967	\$36,389.84
Property Acquired by Deed or Foreclosure	
Balance January 1, 1967	\$239,153.60
Sale for cash	46,550.00
Adjustments
Balance December 31, 1967	\$192,603.60

CAPITAL DEBT, DECEMBER 31, 1967

Authorized—Issued and Unissued	
Gross Debt	Net Debt
School debt	\$8,539,000.00
Self-liquidating debt	471,000.00
Other capital debt	2,557,443.00
Total	\$11,567,443.00
Per Cent	3.85
Per Capita	\$264.04
Issued and Outstanding	
School debt	\$8,539,000.00
Self-liquidating debt	471,000.00
Other capital debt	2,350,800.00
Total	\$11,360,800.00

Equalized Valuation Basis \$300,254,320.00

CURRENT FINANCES DECEMBER 31, 1967

Cash	\$872,718.23
Taxes receivable	513,301.74
Tax title liens	36,389.84
Foreclosed property	192,603.60
Other receivables	116,319.41
Emergencies and deferred charges	86,455.34
State road aid receivable	80,289.70
Total	\$1,898,077.86
Cash liabilities	\$386,275.25
Reserves for receivables	858,614.59
Surplus revenue	653,188.02
Total	\$1,898,077.86

WEST PATERSON BOROUGH—PASSAIC COUNTY

Population U. S. Census, 1960—7,602
Estimated Population, 1967—9,910

Land Area 3.00 sq. mi.

Net Valuation Taxable \$73,980,883
Equalized Valuation \$80,769,248

EXPENDITURES FOR 1967

General Government	
Administrative and executive	\$67,730.45
Assessment and collection of taxes	16,580.00
Financial administration	7,810.00
Public Safety	
Fire protection	34,762.00
Police protection	156,826.00
Other protection	3,300.00
Civil defense and disaster control	3,700.00
Streets and Roads	
Repairs and maintenance	48,760.00
Street lighting	11,900.00
Sanitation	
Street cleaning	67,500.00
Garbage and trash removal	49,225.00
Sanitary sewers	
Health and Welfare	
Health services	9,330.00
Welfare—public assistance	2,150.00
Hospitals	1,200.00
Recreation	
Beaches and boardwalks	
Parks and playgrounds	21,950.00
Other recreational services	
Education (excl. school districts)	
Libraries	15,987.55
Other educational services	1,900.00
Statutory Expenditures	21,678.19
Unclassified Purposes	5,850.00
Total Municipal Functions	\$548,139.19
Per Capita—Municipal Functions	\$55.31
Capital Improvements	25,000.00
Debt Service	74,915.00
Principal payments .. \$52,000.00	
Interest payments .. 22,915.00	
Per Capita-Debt Service	\$7.56
Deferred Charges	17,268.27
Total Municipal Expenditures	\$665,322.46
Required Payments for Local School, County, and Special District Taxes	1,689,122.00
TOTAL EXPENDITURES	\$2,354,444.46
Reserve for Uncollected Taxes...	\$68,557.64
GRAND TOTAL	\$2,423,002.10

REVENUES REALIZED IN 1967

Surplus revenue appropriated	\$244,000.00
Miscellaneous revenues realized ..	179,920.80
State aid revenues realized	20,571.00
Delinquent tax and lien collections ..	38,096.66
Current tax collections	1,992,473.96
Emergency borrowings	
TOTAL REVENUES	\$2,475,062.42

CAPITAL OUTLAY (BY ORDINANCE) 1967

Beaches and boardwalks	
Buildings and equipment	\$28,400.00
Parks and playgrounds	
Sanitary sewers	
Streets and roads	3,488.28
Water supply	277.12
Other purposes	50.00
	\$32,215.40

TAXES

Local school taxes	\$1,269,935.27
County taxes	419,186.73
Special district taxes	
	\$1,689,122.00
Local purpose taxes	277,604.10
Veteran and senior citizen tax ...	60,000.00
Total tax levy (for rate purposes)	\$2,026,726.10
Per Capita Total Tax Levy	\$204.51
General tax rate	2.74
Adjusted business personalty tax rate	
Adjusted general tax rate	
Current Taxes	
1967 taxes levied (total)	\$2,027,286.28
Collected in 1967	1,992,473.96
Per cent of levy collected	98.28
Transferred to liens	257.56
Adjustments	1,527.76
Balance December 31, 1967	\$33,027.00
All Prior Years Taxes Outstanding	
Balance January 1, 1967	\$46,680.76
Collected in 1967	37,621.66
Adjustments	
Balance December 31, 1967	\$9,059.10
Tax Title Liens Outstanding	
Balance January 1, 1967	\$848.01
Redeemed by cash	475.00
Adjustments	+257.56
Balance December 31, 1967	\$630.57
Property Acquired by Deed or Foreclosure	
Balance January 1, 1967	\$169,800.00
Sale for cash	
Adjustments	
Balance December 31, 1967	\$169,800.00

CAPITAL DEBT, DECEMBER 31, 1967

Authorized—Issued and Unissued

	Gross Debt	Net Debt
School debt	\$2,168,832.00	
Self-liquidating debt ..	42,452.00	
Other capital debt ...	753,942.00	\$745,098.00
	\$2,965,226.00	\$745,098.00
Per Cent	4.03	1.01
Per Capita	\$200.22	\$75.19

Issued and Outstanding

School debt	\$2,168,832.00
Self-liquidating debt	24,000.00
Other capital debt	567,300.00
	\$2,760,132.00

Equalized Valuation Basis \$73,478,078.00

CURRENT FINANCES DECEMBER 31, 1967

Cash	\$313,261.76
Taxes receivable	42,086.10
Tax title liens	630.57
Foreclosed property	169,800.00
Other receivables	5,682.68
Emergencies and deferred charges ..	3,525.00
State road aid receivable	22,213.67
	\$557,199.78
Cash liabilities	\$87,209.47
Reserves for receivables	218,199.35
Surplus revenue	251,790.96
	\$557,199.78

WESTVILLE BOROUGH—GLOUCESTER COUNTY

Population U. S. Census, 1960—4,951
Estimated Population, 1967—6,210

Land Area 1.04 sq. mi.

Net Valuation Taxable \$5,741,100
Equalized Valuation \$19,657,828

EXPENDITURES FOR 1967

General Government	
Administrative and executive	\$39,138.00
Assessment and collection of taxes	14,320.00
Financial administration	4,900.00
Public Safety	
Fire protection	9,266.87
Police protection	64,805.13
Other protection	2,640.00
Civil defense and disaster control	325.00
Streets and Roads	
Repairs and maintenance	26,800.00
Street lighting	10,500.00
Sanitation	
Street cleaning	22,865.00
Garbage and trash removal	44,700.00
Sanitary sewers	
Health and Welfare	
Health services	5,960.00
Welfare—public assistance	3,300.00
Hospitals	
Recreation	
Beaches and boardwalks	9,540.00
Parks and playgrounds	
Other recreational services	
Education (excl. school districts)	
Libraries	1,900.00
Other educational services	800.00
Statutory Expenditures	13,350.00
Unclassified Purposes	
Total Municipal Functions	\$275,110.00

Per Capita—Municipal Functions	\$44.30
Capital Improvements	19,712.22
Debt Service	26,804.00
Principal payments	\$18,000.00
Interest payments ..	8,804.00

Per Capita—Debt Service	\$4.32
Deferred Charges	13,304.00
Total Municipal Expenditures	\$334,930.22

Required Payments for Local School, County, and Special District Taxes	382,186.11
---	------------

TOTAL EXPENDITURES	\$717,116.33
Reserve for Uncollected Taxes...	\$21,609.43
GRAND TOTAL	\$738,725.76

REVENUES REALIZED IN 1967

Surplus revenue appropriated	\$55,000.00
Miscellaneous revenues realized ..	138,199.99
State aid revenues realized	14,429.00
Delinquent tax and lien collections ..	14,758.67
Current tax collections	525,216.65
Emergency borrowings	
TOTAL REVENUES	\$747,604.31

CAPITAL OUTLAY (BY ORDINANCE) 1967

Beaches and boardwalks	
Buildings and equipment	
Parks and playgrounds	
Sanitary sewers	\$4,415.00
Streets and roads	10,705.20
Water supply	48,342.45
Other purposes	
	\$63,462.65

TAXES

Local school taxes	\$297,676.87
County taxes	84,509.24
Special district taxes	

	\$382,186.11
Local purpose taxes	158,835.65
Veteran and senior citizen tax ...	37,200.00
Total tax levy (for rate purposes)	\$578,221.76

Per Capita Total Tax Levy	\$93.11
General tax rate	
Adjusted business personalty tax rate	14.60
Adjusted general tax rate	9.84

Current Taxes	
1967 taxes levied (total)	\$542,517.72
Collected in 1967	525,216.65
Per cent of levy collected	96.81
Transferred to liens	48.40
Adjustments	327.30
Balance December 31, 1967	\$16,925.37

All Prior Years Taxes Outstanding	
Balance January 1, 1967	\$14,813.38
Collected in 1967	14,758.67
Adjustments	—54.71
Balance December 31, 1967	

Tax Title Liens Outstanding	
Balance January 1, 1967	\$188.99
Redeemed by cash	
Adjustments	—\$20.46
Balance December 31, 1967	\$1,029.45

Property Acquired by Deed or Foreclosure	
Balance January 1, 1967	\$13,950.00
Sale for cash	6,300.00
Adjustments	+5,200.00
Balance December 31, 1967	\$12,550.00

CAPITAL DEBT, DECEMBER 31, 1967

Authorized—Issued and Unissued

	Gross Debt	Net Debt
School debt	\$845,716.00	
Self-liquidating debt ..	102,774.00	
Other capital debt ..	206,653.00	\$206,653.00
	\$1,155,143.00	\$206,653.00
Per Cent	6.19	1.10
Per Capita	\$186.01	\$33.25

Issued and Outstanding

School debt	\$845,716.00
Self-liquidating debt	95,000.00
Other capital debt	206,653.00
	\$1,147,369.00

Equalized Valuation Basis \$18,653,803.00

CURRENT FINANCES DECEMBER 31, 1967

Cash	\$228,496.37
Taxes receivable	16,955.37
Tax title liens	1,029.45
Foreclosed property	12,850.00
Other receivables	5,637.73
Emergencies and deferred charges ..	
State road aid receivable	17,492.23
	\$282,431.15
Cash Liabilities	\$142,641.72
Reserves for receivables	36,442.55
Surplus revenue	103,946.88
	\$282,431.15

WEST WILDWOOD BOROUGH—CAPE MAY COUNTY

Population U. S. Census, 1960—207
Estimated Population, 1967—220

Land Area 0.40 sq. mi.

Net Valuation Taxable \$3,074,300
Equalized Valuation \$3,250,994

EXPENDITURES FOR 1967

General Government

Administrative and executive	\$17,790.00
Assessment and collection of taxes	3,599.00
Financial administration

Public Safety

Fire protection	1,900.00
Police protection	8,345.00
Other protection	505.00
Civil defense and disaster control

Streets and Roads

Repairs and maintenance	12,390.00
Street lighting	5,200.00

Sanitation

Street cleaning
Garbage and trash removal	2,325.00
Sanitary sewers	5,980.00

Health and Welfare

Health services	450.00
Welfare—public assistance	160.00
Hospitals

Recreation

Benches and boardwalks
Parks and playgrounds
Other recreational services

Education (excl. school districts)

Libraries
Other educational services

Statutory Expenditures

900.00

Unclassified Purposes

Total Municipal Functions \$59,544.00

Per Capita—Municipal Functions \$270.65

Capital Improvements

11,910.00

Debt Service

9,920.59

Principal payments	\$5,000.00
Interest payments ..	4,920.59

Per Capita—Debt Service \$45.10

Deferred Charges

12,494.99

Total Municipal Expenditures \$93,869.58

Required Payments for Local

School, County, and Special District Taxes	28,477.76
--	-----------

TOTAL EXPENDITURES \$122,347.34

Reserve for Uncollected Taxes...

\$12,484.76

GRAND TOTAL \$134,832.10

REVENUES REALIZED IN 1967

Surplus revenue appropriated	\$12,500.00
Miscellaneous revenues realized ..	28,203.80
State aid revenues realized	9,035.00
Delinquent tax and lien collections ..	8,952.57
Current tax collections	77,059.67
Emergency borrowings

TOTAL REVENUES \$135,751.04

CAPITAL OUTLAY (BY ORDINANCE) 1967

Beaches and boardwalks
Buildings and equipment	\$49,845.85
Parks and playgrounds
Sanitary sewers
Streets and roads
Water supply
Other purposes
	\$49,845.85

TAXES

Local school taxes	\$13,341.50
County taxes	15,136.26
Special district taxes

	\$28,477.76
Local purpose taxes	56,880.00
Veteran and senior citizen tax ..	2,990.00

Total tax levy (for rate purposes) \$88,347.76

Per Capita Total Tax Levy ... \$401.58

General tax rate	2.87
Adjusted business personalty tax rate
Adjusted general tax rate

Current Taxes

1967 taxes levied (total)	\$86,435.13
Collected in 1967	77,059.67
Per cent of levy collected	89.15
Transferred to liens
Adjustments
Balance December 31, 1967	\$9,375.46

All Prior Years Taxes Outstanding

Balance January 1, 1967	\$8,210.50
Collected in 1967	7,240.82
Adjustments
Balance December 31, 1967	\$969.68

Tax Title Liens Outstanding

Balance January 1, 1967	\$4,128.71
Redeemed by cash	1,711.75
Adjustments
Balance December 31, 1967	\$2,416.96

Property Acquired by Deed or Foreclosure

Balance January 1, 1967	\$1,230.00
Sale for cash
Adjustments
Balance December 31, 1967	\$1,230.00

CAPITAL DEBT, DECEMBER 31, 1967

Authorized—Issued and Unissued

	Gross Debt	Net Debt
School debt
Self-liquidating debt
Other capital debt ...	\$155,000.00	\$155,000.00
	\$155,000.00	\$155,000.00
Per Cent	4.85	4.85
Per Capita	\$704.55	\$704.55

Issued and Outstanding

School debt
Self-liquidating debt
Other capital debt	\$140,000.00
	\$140,000.00

Equalized Valuation Basis \$3,189,854.00

CURRENT FINANCES DECEMBER 31, 1967

Cash	\$39,079.94
Taxes receivable	10,345.14
Tax title liens	2,416.96
Foreclosed property	1,230.00
Other receivables	13,979.90
Emergencies and deferred charges ..	5,480.00
State road aid receivable	7,535.00
	\$80,066.94
Cash liabilities	\$23,838.04
Reserves for receivables	27,972.00
Surplus revenue	28,256.90
	\$80,066.94

WEST WINDSOR TOWNSHIP—MERCER COUNTY

Population U. S. Census, 1960—4,016
Estimated Population, 1967—6,160

Land Area 26.84 sq. ml.

Net Valuation Taxable \$193,707.719
Equalized Valuation \$367,654.361

EXPENDITURES FOR 1967

General Government	
Administrative and executive	\$56,850.00
Assessment and collection of taxes ..	35,300.00
Financial administration	5,200.00
Public Safety	
Fire protection	8,650.00
Police protection	20,366.99
Other protection	5,550.00
Civil defense and disaster control ..	500.00
Streets and Roads	
Repairs and maintenance	94,500.00
Street lighting	9,000.00
Sanitation	
Street cleaning
Garbage and trash removal	6,500.00
Sanitary sewers
Health and Welfare	
Health services	11,300.00
Welfare—public assistance	4,100.00
Hospitals	12,000.00
Recreation	
Beaches and boardwalks
Parks and playgrounds	2,100.00
Other recreational services
Education (excl. school districts)	
Libraries
Other educational services
Statutory Expenditures	5,733.01
Unclassified Purposes	6,200.00
Total Municipal Functions	\$283,850.00
Per Capita—Municipal Functions ..	\$43.94
Capital Improvements	74,000.00
Debt Service
Principal payments
Interest payments
Per Capita—Debt Service
Deferred Charges
Total Municipal Expenditures	\$357,850.00
Required Payments for Local School, County, and Special District Taxes	1,659,422.35
TOTAL EXPENDITURES	\$2,017,272.35
Reserve for Uncollected Taxes.. ..	\$115,000.00
GRAND TOTAL	\$2,132,272.35

REVENUES REALIZED IN 1967

Surplus revenue appropriated	\$150,000.00
Miscellaneous revenues realized	207,447.71
State aid revenues realized	47,586.89
Delinquent tax and lien collections ..	44,871.69
Current tax collections	1,685,898.75
Emergency borrowings
TOTAL REVENUES	\$2,135,805.04

CAPITAL OUTLAY (BY ORDINANCE) 1967

Beaches and boardwalks
Buildings and equipment
Parks and playgrounds
Sanitary sewers
Streets and roads
Water supply	\$9,291.50
Other purposes
Total	\$9,291.50

TAXES

Local school taxes	\$1,080,887.00
County taxes	578,535.35
Special district taxes
Total	\$1,659,422.35
Local purpose taxes	71,150.00
Veteran and senior citizen tax ...	22,920.00
Total tax levy (for rate purposes) ..	\$1,753,492.35
Per Capita Total Tax Levy ...	\$271.44
General tax rate
Adjusted business personality tax rate	17.60
Adjusted general tax rate	10.50
Current Taxes	
1967 taxes levied (total)	\$1,751,159.69
Collected in 1967	1,685,898.75
Per cent of levy col-lected	96.27
Transferred to liens	1,568.60
Adjustments	4,086.83
Balance December 31, 1967	\$59,605.51
All Prior Years Taxes Outstanding	
Balance January 1, 1967	\$48,635.48
Collected in 1967	44,135.41
Adjustments	2,128.93
Balance December 31, 1967	\$2,371.14
Tax Title Liens Outstanding	
Balance January 1, 1967	\$1,801.84
Redeemed by cash	736.28
Adjustments	+1,722.16
Balance December 31, 1967	\$2,787.72

Property Acquired by Deed or Foreclosure

Balance January 1, 1967	\$2,120.00
Sale for cash
Adjustments
Balance December 31, 1967	\$2,120.00

CAPITAL DEBT, DECEMBER 31, 1967

Authorized—Issued and Unissued

	Gross Debt	Net Debt
School debt	\$1,285,000.00	
Self-liquidating debt ..	265,500.00	\$230,516.00
Other capital debt
	\$1,550,500.00	\$230,516.00
Per Cent	2.53	0.37
Per Capita	\$240.02	\$35.68

Issued and Outstanding

School debt	\$1,285,000.00
Self-liquidating debt	230,500.00
Other capital debt
Total	\$1,515,500.00

Equalized Valuation Basis \$61,263,691.00

CURRENT FINANCES DECEMBER 31, 1967

Cash	\$1,033,737.69
Taxes receivable	61,976.65
Tax title liens	2,787.72
Foreclosed property	1,220.00
Other receivables	1,625.50
Emergencies and deferred charges ..	33,600.00
State road aid receivable
Total	\$1,135,847.56
Cash liabilities	\$741,169.07
Reserves for receivables	68,509.87
Surplus revenue	326,168.62
Total	\$1,135,847.56

WESTWOOD BOROUGH—BERGEN COUNTY

Population U. S. Census, 1960—9,046
Estimated Population, 1967—11,100

Land Area 2.40 sq. mi.

Net Valuation Taxable \$76,369,771
Equalized Valuation \$86,620,684

EXPENDITURES FOR 1967

General Government	
Administrative and executive	\$125,010.00
Assessment and collection of taxes	29,280.00
Financial administration	7,100.00
Public Safety	
Fire protection	52,907.00
Police protection	225,221.91
Other protection	7,400.00
Civil defense and disaster control	743.00
Streets and Roads	
Repairs and maintenance	119,483.00
Street lighting	23,000.00
Sanitation	
Street cleaning	37,741.00
Garbage and trash removal	57,795.00
Sanitary sewers	500.00
Health and Welfare	
Health services	26,250.00
Welfare—public assistance	3,900.00
Hospitals	500.00
Recreation	
Beaches and boardwalks
Parks and playgrounds
Other recreational services	16,495.00
Education (excl. school districts)	
Libraries	42,975.00
Other educational services	1,600.00
Statutory Expenditures	
.....	51,283.09
Unclassified Purposes	
.....
Total Municipal Functions	\$828,684.00

Per Capita—Municipal Functions	\$74.66
Capital Improvements	64,566.00
Debt Service	70,635.00
Principal payments ..	\$45,000.00
Interest payments ..	25,635.00

Per Capita—Debt Service	\$6.36
Deferred Charges	48,420.87
Total Municipal Expenditures	\$1,012,305.87

Required Payments for Local School, County, and Special District Taxes	1,843,764.97
---	--------------

TOTAL EXPENDITURES \$2,856,070.84

Reserve for Uncollected Taxes...	\$98,340.00
---	--------------------

GRAND TOTAL \$2,954,410.84

REVENUES REALIZED IN 1967

Surplus revenue appropriated	\$137,000.00
Miscellaneous revenues realized ..	347,954.22
State aid revenues realized	22,733.00
Delinquent tax and lien collections ..	66,332.89
Current tax collections	2,428,634.12
Emergency borrowings

TOTAL REVENUES \$3,002,654.23

CAPITAL OUTLAY (BY ORDINANCE) 1967

Beaches and boardwalks
Buildings and equipment	\$20,292.49
Parks and playgrounds	1,283.64
Sanitary sewers	72,345.43
Streets and roads	93,239.56
Water supply
Other purposes	85,485.54
	\$272,646.66

TAXES

Local school taxes	\$1,550,321.37
County taxes	293,443.60
Special district taxes
	\$1,843,764.97
Local purpose taxes	624,225.55
Veteran and senior citizen tax ...	64,560.00
Total tax levy (for rate purposes)	\$2,532,550.52

Per Capita Total Tax Levy ... \$228.16

General tax rate	3.31
Adjusted business personalty tax rate
Adjusted general tax rate

Current Taxes	
1967 taxes levied (total)	\$2,498,027.74
Collected in 1967	2,428,634.12
Per cent of levy col- lected	97.22
Transferred to liens	3,516.07
Adjustments	1,635.87
Balance December 31, 1967	\$64,241.68

All Prior Years Taxes Outstanding	
Balance January 1, 1967	\$86,837.05
Collected in 1967	62,349.18
Adjustments	—2,446.28
Balance December 31, 1967	\$22,041.59

Tax Title Liens Outstanding	
Balance January 1, 1967	\$33,292.38
Redeemed by cash	3,983.71
Adjustments	+6,000.09
Balance December 31, 1967	\$35,308.76

Property Acquired by Deed or Foreclosure	
Balance January 1, 1967	\$15,117.00
Sale for cash	27,970.00
Adjustments	+27,345.00
Balance December 31, 1967	\$14,492.00

CAPITAL DEBT, DECEMBER 31, 1967

Authorized—Issued and Unissued

	Gross Debt	Net Debt
School debt	\$2,430,880.00
Self-liquidating debt
Other capital debt	1,738,522.00	\$1,649,810.00
	\$4,169,432.00	\$1,649,810.00
Per Cent	5.19	2.05
Per Capita	\$375.62	\$148.63

Issued and Outstanding

School debt	\$2,295,560.00
Self-liquidating debt
Other capital debt	1,234,100.00
	\$3,529,660.00

Equalized Valuation Basis \$80,310,549.00

CURRENT FINANCES DECEMBER 31, 1967

Cash	\$380,720.92
Taxes receivable	86,283.27
Tax title liens	35,308.76
Foreclosed property	14,492.00
Other receivables	107.00
Emergencies and deferred charges ..	5,405.75
State road aid receivable	17,716.00
	\$540,033.70
Cash liabilities	\$111,500.63
Reserves for receivables	136,191.03
Surplus revenue	292,342.04
	\$540,033.70

WEYMOUTH TOWNSHIP—ATLANTIC COUNTY

Population U. S. Census, 1960—778
Estimated Population, 1967—810

Land Area 12.12 sq. mi.

Net Valuation Taxable \$1,862,300
Equalized Valuation \$3,243,990

EXPENDITURES FOR 1967

General Government
Administrative and executive \$6,890.00
Assessment and collection of taxes 4,000.00
Financial administration 1,550.00

Public Safety
Fire protection 3,000.00
Police protection 1,410.00
Other protection
Civil defense and disaster control 250.00

Streets and Roads
Repairs and maintenance 15,630.00
Street lighting 2,750.00

Sanitation
Street cleaning
Garbage and trash removal 940.00
Sanitary sewers

Health and Welfare
Health services 325.00
Welfare—public assistance 1,300.00
Hospitals

Recreation
Benches and boardwalks
Parks and playgrounds
Other recreational services

Education (excl. school districts)
Libraries
Other educational services

Statutory Expenditures 375.00

Unclassified Purposes 100.00

Total Municipal Functions \$38,520.00

Per Capita—Municipal Functions \$47.56

Capital Improvements 13,914.43

Debt Service 100.00

Principal payments
Interest payments .. \$100.00

Per Capita—Debt Service \$0.12

Deferred Charges 1,100.00

Total Municipal Expenditures \$53,634.43

**Required Payments for Local
School, County, and Special
District Taxes** 89,021.00

TOTAL EXPENDITURES \$142,658.43

Reserve for Uncollected Taxes... \$14,990.65

GRAND TOTAL \$157,649.08

REVENUES REALIZED IN 1967

Surplus revenue appropriated \$7,600.00
Miscellaneous revenues realized 27,065.58
State aid revenues realized 15,336.00
Delinquent tax and lien collections 12,813.46
Current tax collections 92,276.08
Emergency borrowings

TOTAL REVENUES \$155,091.12

CAPITAL OUTLAY (BY ORDINANCE) 1967

Benches and boardwalks
Buildings and equipment
Parks and playgrounds
Sanitary sewers
Streets and roads
Water supply
Other purposes

TAXES

Local school taxes \$64,212.00
County taxes 24,812.55
Special district taxes

\$89,024.00

Local purpose taxes 17,864.08
Veteran and senior citizen tax ... 6,550.00

Total tax levy (for rate purposes) \$113,438.63

Per Capita Total Tax Levy \$140.05

General tax rate
Adjusted business personalty tax
rate 16.93
Adjusted general tax rate 5.66

Current Taxes

1967 taxes levied (total) \$107,338.12
Collected in 1967 92,276.08

Per cent of levy col-
lected 85.96

Transferred to liens

Adjustments

Balance December 31, 1967 \$15,062.04

All Prior Years Taxes Outstanding

Balance January 1, 1967 \$10,082.71

Collected in 1967 8,475.06

Adjustments

Balance December 31, 1967 \$1,607.65

Tax Title Liens Outstanding

Balance January 1, 1967 \$10,071.25

Redeemed by cash 4,338.40

Adjustments

Balance December 31, 1967 \$5,732.85

Property Acquired by Deed or

Foreclosure

Balance January 1, 1967 \$4,829.00

Sale for cash

Adjustments

Balance December 31, 1967 \$4,829.00

CAPITAL DEBT, DECEMBER 31, 1967

Authorized—Issued and Unissued

	Gross Debt	Net Debt
School debt
Self-liquidating debt
Other capital debt

Per Cent

Per Capita

Issued and Outstanding

School debt
Self-liquidating debt
Other capital debt

Equalized Valuation Basis \$3,080,506.00

CURRENT FINANCES DECEMBER 31, 1967

Cash	\$31,045.73
Taxes receivable	16,669.69
Tax title liens	5,732.85
Foreclosed property	4,829.00
Other receivables	69.54
Emergencies and deferred charges
State road aid receivable	7,673.00
Total	\$66,019.81

Cash liabilities	\$15,111.71
Reserves for receivables	27,301.08
Surplus revenue	23,607.02
Total	\$66,019.81

WHARTON BOROUGH—MORRIS COUNTY

Population U. S. Census, 1960—5,006
Estimated Population, 1967—6,120

Land Area 2.00 sq. mi.

Net Valuation Taxable \$11,789,282
Equalized Valuation \$29,767,319

EXPENDITURES FOR 1967

General Government	
Administrative and executive	\$44,058.82
Assessment and collection of taxes	25,175.00
Financial administration	6,218.41
Public Safety	
Fire protection	10,250.00
Police protection	73,785.00
Other protection	1,350.00
Civil defense and disaster control	2,900.00
Streets and Roads	
Repairs and maintenance	72,699.93
Street lighting	9,500.00
Sanitation	
Street cleaning	
Garbage and trash removal	23,583.59
Sanitary sewers	
Health and Welfare	
Health services	8,490.00
Welfare—public assistance	1,560.00
Hospitals	1,000.00
Recreation	
Beaches and boardwalks	
Parks and playgrounds	16,060.00
Other recreational services	5,935.00
Education (excl. school districts)	
Libraries	7,000.00
Other educational services	1,625.00
Statutory Expenditures	12,300.00
Unclassified Purposes	2,500.00
Total Municipal Functions	\$325,990.75
Per Capita—Municipal Functions	\$53.27
Capital Improvements	23,407.78
Debt Service	22,622.00
Principal payments ..	\$18,000.00
Interest payments ..	4,622.00
Per Capita—Debt Service	\$3.70
Deferred Charges	17,771.66
Total Municipal Expenditures	\$389,729.19
Required Payments for Local School, County, and Special District Taxes	
	711,854.66
TOTAL EXPENDITURES	\$1,101,646.85
Reserve for Uncollected Taxes..	\$60,520.21
GRAND TOTAL	\$1,162,167.06

REVENUES REALIZED IN 1967

Surplus revenue appropriated	\$50,000.00
Miscellaneous revenues realized ..	70,136.76
State aid revenues realized	15,484.00
Delinquent tax and lien collections ..	44,768.18
Current tax collections	944,794.69
Emergency borrowings	
TOTAL REVENUES	\$1,125,183.63

CAPITAL OUTLAY (BY ORDINANCE) 1967

Beaches and boardwalks	
Buildings and equipment	\$3,564.00
Parks and playgrounds	
Sanitary sewers	
Streets and roads	1,036.51
Water supply	8,079.13
Other purposes	
	\$12,679.64

TAXES

Local school taxes	\$603,642.24
County taxes	108,212.42
Special district taxes	
	\$711,854.66
Local purpose taxes	294,292.65
Veteran and senior citizen tax ...	30,160.00
Total tax levy (for rate purposes)	\$1,036,307.31
Per Capita Total Tax Levy ...	\$169.33
General tax rate	
Adjusted business personality tax rate	10.56
Adjusted general tax rate	8.68
Current Taxes	
1967 taxes levied (total)	\$1,026,973.26
Collected in 1967	944,794.69
Per cent of levy collected	91.99
Transferred to liens	690.06
Adjustments	11,653.94
Balance December 31, 1967	\$69,834.57
All Prior Years Taxes Outstanding	
Balance January 1, 1967	\$52,977.60
Collected in 1967	44,768.18
Adjustments	—2,064.39
Balance December 31, 1967	\$6,145.03
Tax Title Liens Outstanding	
Balance January 1, 1967	\$2,428.46
Redeemed by cash	
Adjustments	+1,282.80
Balance December 31, 1967	\$3,711.26
Property Acquired by Deed or Foreclosure	
Balance January 1, 1967	\$1,455.00
Sale for cash	
Adjustments	
Balance December 31, 1967	\$1,455.00

CAPITAL DEBT, DECEMBER 31, 1967

Authorized—Issued and Unissued

	Gross Debt	Net Debt
School debt	\$792,403.00	
Self-liquidating debt ...	188,200.00	
Other capital debt ...	96,000.00	\$96,000.00
	\$1,076,603.00	\$96,000.00
Per Cent	4.24	0.37
Per Capita	\$175.92	\$15.69

Issued and Outstanding

School debt	\$474,924.00
Self-liquidating debt	188,000.00
Other capital debt	96,000.00
	\$758,924.00

Equalized Valuation Basis \$25,356,639.00

CURRENT FINANCES DECEMBER 31, 1967

Cash	\$147,454.35
Taxes receivable	75,979.60
Tax title liens	3,711.26
Foreclosed property	1,455.00
Other receivables	3,307.98
Emergencies and deferred charges ..	15,554.33
State road aid receivable	37,787.00
	\$285,249.52
Cash liabilities	\$83,432.44
Reserves for receivables	84,453.84
Surplus revenue	117,363.24
	\$285,249.52

WHITE TOWNSHIP—WARREN COUNTY

Population U. S. Census, 1960—1,832
Estimated Population, 1967—2,010

Land Area 28.20 sq. mi.

Net Valuation Taxable \$10,975,508
Equalized Valuation \$14,555,190

EXPENDITURES FOR 1967

General Government	
Administrative and executive	\$14,038.00
Assessment and collection of taxes	4,950.00
Financial administration	1,650.00
Public Safety	
Fire protection	900.00
Police protection	3,200.00
Other protection
Civil defense and disaster control	500.00
Streets and Roads	
Repairs and maintenance	46,492.00
Street lighting	450.00
Sanitation	
Street cleaning
Garbage and trash removal
Sanitary sewers
Health and Welfare	
Health services	310.00
Welfare—public assistance	2,100.00
Hospitals	100.00
Recreation	
Benches and boardwalks
Parks and playgrounds
Other recreational services
Education (excl. school districts)	
Libraries
Other educational services
Statutory Expenditures	2,950.00
Unclassified Purposes
Total Municipal Functions	\$77,640.00
Per Capita—Municipal Functions	\$38.63
Capital Improvements	25,000.00
Debt Service	
Principal payments
Interest payments
Per Capita—Debt Service
Deferred Charges	
Total Municipal Expenditures	\$102,640.00
Required Payments for Local School, County, and Special District Taxes	
	322,941.82
TOTAL EXPENDITURES	\$425,581.82
Reserve for Uncollected Taxes	\$34,901.41
GRAND TOTAL	\$460,483.23

REVENUES REALIZED IN 1967

Surplus revenue appropriated	\$12,000.00
Miscellaneous revenues realized	59,561.87
State aid revenues realized	28,469.00
Delinquent tax and lien collections	30,470.30
Current tax collections	304,631.21
Emergency borrowings
TOTAL REVENUES	\$435,132.38

CAPITAL OUTLAY (BY ORDINANCE) 1967

Benches and boardwalks
Buildings and equipment
Parks and playgrounds
Sanitary sewers
Streets and roads
Water supply
Other purposes

TAXES

Local school taxes	\$225,142.00
County taxes	97,799.82
Special district taxes
Local purpose taxes	\$322,941.82
Veteran and senior citizen tax	31,472.41
	11,650.00
Total tax levy (for rate purposes)	\$366,064.23

Per Capita Total Tax Levy ... \$182.12

General tax rate
Adjusted business personalty tax rate	8.91
Adjusted general tax rate	3.17

Current Taxes

1967 taxes levied (total)	\$354,456.95
Collected in 1967	304,631.21
Per cent of levy collected	85.94
Transferred to liens
Adjustments	2,161.02
Balance December 31, 1967	\$47,664.72

All Prior Years Taxes Outstanding

Balance January 1, 1967	\$31,308.40
Collected in 1967	30,470.30
Adjustments	—687.03
Balance December 31, 1967	\$151.07

Tax Title Liens Outstanding

Balance January 1, 1967	\$253.60
Redeemed by cash
Adjustments
Balance December 31, 1967	\$253.60

Property Acquired by Deed or Foreclosure

Balance January 1, 1967
Sale for cash
Adjustments
Balance December 31, 1967

CAPITAL DEBT, DECEMBER 31, 1967

Authorized—Issued and Unissued

	Gross Debt	Net Debt
School debt	\$40,000.00
Self-liquidating debt
Other capital debt
	\$40,000.00
Per Cent	0.29
Per Capita	\$19.90

Issued and Outstanding

School debt	\$40,000.00
Self-liquidating debt
Other capital debt
	\$40,000.00

Equalized Valuation Basis \$13,599,351.00

CURRENT FINANCES DECEMBER 31, 1967

Cash	\$69,060.16
Taxes receivable	47,815.79
Tax title liens	253.60
Foreclosed property
Other receivables
Emergencies and deferred charges	2,000.00
State road aid receivable	15,049.70
	\$134,179.25
Cash liabilities	\$50,656.49
Reserves for receivables	48,069.39
Surplus revenue	35,453.37
	\$134,179.25

WILDWOOD CITY—CAPE MAY COUNTY

Population U. S. Census, 1960—4,690
Estimated Population, 1967—4,740

Land Area 1.20 sq. mi.

Net Valuation Taxable \$78,222,882
Equalized Valuation \$84,618,971

EXPENDITURES FOR 1967

General Government

Administrative and executive	\$395,137.28
Assessment and collection of taxes	46,300.00
Financial administration

Public Safety

Fire protection	113,400.00
Police protection	337,999.00
Other protection
Civil defense and disaster control	6,944.00

Streets and Roads

Repairs and maintenance	59,775.00
Street lighting	46,900.00

Sanitation

Street cleaning	51,623.00
Garbage and trash removal	138,180.00
Sanitary sewers	135,629.00

Health and Welfare

Health services	19,920.50
Welfare—public assistance	9,740.00
Hospitals

Recreation

Beaches and boardwalks	190,395.00
Parks and playgrounds	49,337.22
Other recreational services	30,600.00

Education (excl. school districts)

Libraries
Other educational services

Statutory Expenditures

.....	91,000.00
-------	-----------

Unclassified Purposes

.....	3,000.00
-------	----------

Total Municipal Functions	\$1,725,880.00
---------------------------	----------------

Per Capita—Municipal Functions

\$364.11

Capital Improvements

.....	\$64,200.00
-------	-------------

Debt Service

Principal payments ..	\$172,000.00
Interest payments ..	138,346.25

Per Capita—Debt Service

\$65.47

Deferred Charges

.....	59,154.45
-------	-----------

Total Municipal Expenditures	\$2,159,571.79
------------------------------	----------------

Required Payments for Local

School, County, and Special District Taxes	732,486.49
--	------------

TOTAL EXPENDITURES	\$2,892,058.28
---------------------------	-----------------------

Reserve for Uncollected Taxes...

.....	\$204,536.98
-------	--------------

GRAND TOTAL	\$3,096,595.26
--------------------	-----------------------

REVENUES REALIZED IN 1967

Surplus revenue appropriated	\$67,000.00
Miscellaneous revenues realized ..	864,347.68
State aid revenues realized	43,660.68
Delinquent tax and lien collections ..	161,853.10
Current tax collections	1,714,706.49
Emergency borrowings

TOTAL REVENUES	\$2,851,567.95
-----------------------	-----------------------

CAPITAL OUTLAY (BY ORDINANCE) 1967

Beaches and boardwalks
Buildings and equipment	\$123,006.01
Parks and playgrounds
Sanitary sewers	31,158.86
Streets and roads	4,850.45
Water supply	133,355.41
Other purposes	169,392.41

	\$461,763.14
--	---------------------

TAXES

Local school taxes	\$412,280.48
County taxes	394,241.01
Special district taxes

	\$806,521.49
--	---------------------

Local purpose taxes	1,116,270.38
Veteran and senior citizen tax ...	33,090.00

Total tax levy (for rate purposes)	\$1,955,881.87
---	-----------------------

Per Capita Total Tax Levy ...

\$412.63

General tax rate
Adjusted business personalty tax rate	3.63
Adjusted general tax rate	2.40

Current Taxes

1967 taxes levied (total)	\$1,925,669.97
Collected in 1967	1,714,706.49
Per cent of levy collected	89.04
Transferred to liens	10,653.99
Adjustments	20,365.08
Balance December 31, 1967	\$179,944.41

All Prior Years Taxes Outstanding

Balance January 1, 1967	\$174,285.28
Collected in 1967	160,020.17
Adjustments	—864.25
Balance December 31, 1967	\$13,400.86

Tax Title Liens Outstanding

Balance January 1, 1967	\$35,313.34
Redeemed by cash	1,562.93
Adjustments	+11,536.45
Balance December 31, 1967	\$45,286.86

Property Acquired by Deed or Foreclosure

Balance January 1, 1967	\$94,250.00
Sale for cash	33,010.00
Adjustments	+25,560.00
Balance December 31, 1967	\$86,800.00

CAPITAL DEBT, DECEMBER 31, 1967

Authorized—Issued and Unissued

	Gross Debt	Net Debt
School debt	\$1,003,000.00
Self-liquidating debt ..	795,000.00
Other capital debt	2,524,738.00	\$2,507,934.00
	\$4,322,738.00	\$2,507,934.00
Per Cent	5.61	3.25
Per Capita	\$911.97	\$529.10

Issued and Outstanding

School debt	\$1,003,000.00
Self-liquidating debt	565,000.00
Other capital debt	2,559,000.00
	\$4,127,000.00

Equalized Valuation Basis \$77,019,118.00

CURRENT FINANCES DECEMBER 31, 1967

Cash	\$379,098.88
Taxes receivable	193,345.27
Tax title liens	45,286.86
Foreclosed property	86,800.00
Other receivables	295,308.10
Emergencies and deferred charges ..	102,902.97
State road aid receivable	48,054.54
	\$1,150,796.62
Cash liabilities	\$457,864.78
Reserves for receivables	620,740.23
Surplus revenue	72,191.61
	\$1,150,796.62

* Includes \$74,035.00 Chapter VI School Debt Service.

WILDWOOD CREST BOROUGH—CAPE MAY COUNTY

Population U. S. Census, 1960—3,011
Estimated Population, 1967—3,520

Land Area 1.03 sq. mi.

Net Valuation Taxable \$53,325,913
Equalized Valuation \$59,849,104

EXPENDITURES FOR 1967

General Government	
Administrative and executive	\$130,109.31
Assessment and collection of taxes	37,168.84
Financial administration	4,000.00
Public Safety	
Fire protection	17,095.08
Police protection	137,732.44
Other protection	7,659.27
Civil defense and disaster control	436.10
Streets and Roads	
Repairs and maintenance	126,556.06
Street lighting	21,293.65
Sanitation	
Street cleaning	57,935.57
Garbage and trash removal	43,148.42
Sanitary sewers
Health and Welfare	
Health services	4,433.49
Welfare—public assistance	1,199.92
Hospitals
Recreation	
Beaches and boardwalks	59,157.29
Parks and playgrounds	3,352.27
Other recreational services	25,065.13
Education (excl. school districts)	
Libraries
Other educational services
Statutory Expenditures	
Unclassified Purposes	
Total Municipal Functions	\$715,223.09
Per Capita—Municipal Functions	
Capital Improvements	
Debt Service	
Principal payments	\$45,700.00
Interest payments	41,111.01
Per Capita—Debt Service	
Deferred Charges	
Total Municipal Expenditures	\$878,937.72
Required Payments for Local School, County, and Special District Taxes	
TOTAL EXPENDITURES	
Reserve for Uncollected Taxes	
GRAND TOTAL	

REVENUES REALIZED IN 1967

Surplus revenue appropriated	\$75,000.00
Miscellaneous revenues realized	364,756.18
State aid revenues realized	28,524.00
Delinquent tax and lien collections	91,387.19
Current tax collections	1,219,693.52
Emergency borrowings
TOTAL REVENUES	

CAPITAL OUTLAY (BY ORDINANCE) 1967

Beaches and boardwalks
Buildings and equipment	\$4,121.58
Parks and playgrounds
Sanitary sewers
Streets and roads	41,371.70
Water supply	1,820.76
Other purposes	68,297.55
TOTAL	

TAXES

Local school taxes	\$363,748.00
County taxes	278,696.55
Special district taxes
Total	
Local purpose taxes	\$642,444.55
Veteran and senior citizen tax	645,820.80
.....	33,910.00
Total tax levy (for rate purposes)	
Per Capita Total Tax Levy	
General tax rate	2.48
Adjusted business personality tax rate
Adjusted general tax rate
Current Taxes	
1967 taxes levied (total)	\$1,317,987.05
Collected in 1967	1,219,693.52
Per cent of levy collected	92.54
Transferred to lens	3.45
Adjustments	1,023.45
Balance December 31, 1967	\$97,266.63
All Prior Years Taxes Outstanding	
Balance January 1, 1967	\$95,910.92
Collected in 1967	91,387.19
Adjustments	—515.68
Balance December 31, 1967	\$4,008.05
Tax Title Liens Outstanding	
Balance January 1, 1967	\$61.05
Redeemed by cash
Adjustments	+3.45
Balance December 31, 1967	\$64.50
Property Acquired by Deed or Foreclosure	
Balance January 1, 1967	\$6,775.00
Sale for cash	231,580.00
Adjustments	+231,580.00
Balance December 31, 1967	\$6,775.00

CAPITAL DEBT, DECEMBER 31, 1967

Authorized—Issued and Unissued

	Gross Debt	Net Debt
School debt	\$267,000.00
Self-liquidating debt
Other capital debt	1,107,050.00	\$1,098,109.00
Total		\$1,374,050.00
Per Cent	2.47	1.97
Per Capita	\$390.36	\$311.96

Issued and Outstanding

School debt	\$267,000.00
Self-liquidating debt
Other capital debt	1,045,900.00
Total	

Equalized Valuation Basis \$55,501,040.00

CURRENT FINANCES DECEMBER 31, 1967

Cash	\$495,822.33
Taxes receivable	101,274.68
Tax title liens	64.50
Foreclosed property	6,775.00
Other receivables	1,460.33
Emergencies and deferred charges	51,276.72
State road aid receivable	24,474.00
Total	
Cash liabilities	\$204,390.11
Reserves for receivables	109,574.51
Surplus revenue	367,182.94
Total	

WILLINGBORO TOWNSHIP—BURLINGTON COUNTY

Population U. S. Census, 1960—11,861
Estimated Population, 1967—25,310

Land Area 7.15 sq. mi.

Net Valuation Taxable \$119,860,125
Equalized Valuation \$123,016,322

EXPENDITURES FOR 1967

General Government	
Administrative and executive	\$137,587.00
Assessment and collection of taxes ..	36,977.00
Financial administration	19,909.00
Public Safety	
Fire protection	27,070.00
Police protection	257,164.00
Other protection	13,476.00
Civil defense and disaster control ..	2,910.00
Streets and Roads	
Repairs and maintenance	103,625.00
Street lighting	64,600.00
Sanitation	
Street cleaning
Garbage and trash removal	159,000.00
Sanitary sewers
Health and Welfare	
Health services	9,690.00
Welfare—public assistance	18,575.00
Hospitals
Recreation	
Beaches and boardwalks
Parks and playgrounds
Other recreational services	17,300.00
Education (excl. school districts)	
Libraries	93,880.00
Other educational services	3,000.00
Statutory Expenditures	
.....	39,600.00
Unclassified Purposes	
.....	5,000.00
Total Municipal Functions	\$1,009,363.00
Per Capita—Municipal Functions	
.....	\$39.88
Capital Improvements	
.....	118,185.00
Debt Service	
.....	33,934.64
Principal payments ..	\$10,000.00
Interest payments ..	23,934.64
Per Capita—Debt Service	
.....	\$1.34
Deferred Charges	
.....	23,592.46
Total Municipal Expenditures	\$1,185,075.10
Required Payments for Local School, County, and Special District Taxes	
.....	3,726,079.37
TOTAL EXPENDITURES	\$4,911,154.47
Reserve for Uncollected Taxes...	
.....	\$154,584.54
GRAND TOTAL	\$5,065,739.01

REVENUES REALIZED IN 1967

Surplus revenue appropriated	\$300,000.00
Miscellaneous revenues realized	416,751.19
State aid revenues realized	53,543.00
Delinquent tax and lien collections ..	57,251.68
Current tax collections	4,359,033.61
Emergency borrowings
TOTAL REVENUES	\$5,186,579.48

CAPITAL OUTLAY (BY ORDINANCE) 1967

Beaches and boardwalks
Buildings and equipment	\$523,724.13
Parks and playgrounds
Sanitary sewers
Streets and roads
Water supply
Other purposes
	\$523,724.13

TAXES

Local school taxes	\$3,159,977.00
County taxes	566,102.37
Special district taxes
	\$3,726,079.37
Local purpose taxes	592,037.00
Veteran and senior citizen tax ...	152,570.00
Total tax levy (for rate purposes)	\$4,470,686.37
Per Capita Total Tax Levy ...	
.....	\$176.64
General tax rate	
.....	3.73
Adjusted business personalty tax rate	
.....
Adjusted general tax rate	
.....
Current Taxes	
1967 taxes levied (total)	\$4,467,267.46
Collected in 1967	4,359,033.61
Per cent of levy col- lected	97.57
Transferred to liens	874.13
Adjustments	15,591.78
Balance December 31, 1967	\$91,767.94
All Prior Years Taxes Outstanding	
Balance January 1, 1967	\$61,444.97
Collected in 1967	55,210.57
Adjustments	—3,130.47
Balance December 31, 1967	\$3,103.93
Tax Title Liens Outstanding	
Balance January 1, 1967	\$3,738.34
Redeemed by cash	2,041.11
Adjustments	—874.13
Balance December 31, 1967	\$2,571.36
Property Acquired by Deed or Foreclosure	
Balance January 1, 1967
Sale for cash
Adjustments
Balance December 31, 1967

CAPITAL DEBT, DECEMBER 31, 1967

Authorized—Issued and Unissued		
	Gross Debt	Net Debt
School debt	\$7,915,000.00	\$3,594,712.00
Self-liquidating debt
Other capital debt	640,368.00	640,368.00
	\$8,555,368.00	\$4,235,080.00
Per Cent	7.92	3.92
Per Capita	\$338.02	\$167.33

Issued and Outstanding

School debt	\$7,565,000.00
Self-liquidating debt
Other capital debt	610,000.00
	\$8,175,000.00

Equalized Valuation Basis \$108,007,205.00

CURRENT FINANCES DECEMBER 31, 1967

Cash	\$2,720,364.26
Taxes receivable	94,871.87
Tax title liens	2,571.36
Foreclosed property
Other receivables	2,850.47
Emergencies and deferred charges ..	7,000.00
State road aid receivable	55,980.00
	\$2,883,637.96
Cash liabilities	\$2,442,762.05
Reserves for receivables	100,293.70
Surplus revenue	340,582.21
	\$2,883,637.96

WINFIELD TOWNSHIP—UNION COUNTY

Population U. S. Census, 1960—2,458
Estimated Population, 1967—2,480

Land Area 0.17 sq. mi.

Net Valuation Taxable \$707,094
Equalized Valuation \$1,410,614

EXPENDITURES FOR 1967

General Government

Administrative and executive	\$23,855.00
Assessment and collection of taxes	330.00
Financial administration	2,125.00

Public Safety

Fire protection	4,085.00
Police protection	15,210.00
Other protection	150.00
Civil defense and disaster control	550.00

Streets and Roads

Repairs and maintenance	2,550.00
Street lighting	3,100.00

Sanitation

Street cleaning
Garbage and trash removal
Sanitary sewers

Health and Welfare

Health services	6,880.00
Welfare—public assistance	1,175.00
Hospitals

Recreation

Beaches and boardwalks
Parks and playgrounds
Other recreational services

Education (excl. school districts)

Libraries
Other educational services	500.00

Statutory Expenditures

750.00

Unclassified Purposes

150.00

Total Municipal Functions \$61,410.00

Per Capita—Municipal Functions \$24.76

Capital Improvements 6,200.00

Debt Service 4,750.00

Principal payments ..	\$4,000.00
Interest payments ..	750.00

Per Capita—Debt Service \$1.92

Deferred Charges 3,600.00

Total Municipal Expenditures \$75,960.00

Required Payments for Local

School, County, and Special District Taxes	143,398.07
--	------------

TOTAL EXPENDITURES \$219,358.07

Reserve for Uncollected Taxes

GRAND TOTAL \$219,358.07

REVENUES REALIZED IN 1967

Surplus revenue appropriated	\$3,500.00
Miscellaneous revenues realized ..	12,516.19
State aid revenues realized ..	4,833.00
Delinquent tax and lien collections
Current tax collections	203,260.24
Emergency borrowings

TOTAL REVENUES \$224,109.43

CAPITAL OUTLAY (BY ORDINANCE) 1967

Beaches and boardwalks
Buildings and equipment
Parks and playgrounds
Sanitary sewers
Streets and roads	\$9,675.53
Water supply
Other purposes
	\$9,675.53

TAXES

Local school taxes	\$138,421.00
County taxes	4,977.07
Special district taxes

Local purpose taxes	\$143,398.07
Veteran and senior citizen tax ..	59,827.00
	100.00

Total tax levy (for rate purposes) \$203,325.07

Per Capita Total Tax Levy ... \$81.99

General tax rate

Adjusted business personality tax rate

Adjusted general tax rate

Current Taxes

1967 taxes levied (total)	\$203,260.24
Collected in 1967	203,260.24
Per cent of levy collected	100.00
Transferred to liens
Adjustments
Balance December 31, 1967

All Prior Years Taxes Outstanding

Balance January 1, 1967
Collected in 1967
Adjustments
Balance December 31, 1967

Tax Title Liens Outstanding

Balance January 1, 1967
Redeemed by cash
Adjustments
Balance December 31, 1967

Property Acquired by Deed or Foreclosure

Balance January 1, 1967
Sale for cash
Adjustments
Balance December 31, 1967

CAPITAL DEBT, DECEMBER 31, 1967

Authorized—Issued and Unissued

	Gross Debt	Net Debt
School debt
Self-liquidating debt
Other capital debt	\$28,000.00	\$28,000.00
	\$28,000.00	\$28,000.00
Per Cent	2.03	2.03
Per Capita	\$11.29	\$11.29

Issued and Outstanding

School debt
Self-liquidating debt
Other capital debt	\$18,000.00
	\$18,000.00

Equalized Valuation Basis \$1,374,426.00

CURRENT FINANCES DECEMBER 31, 1967

Cash	\$22,199.71
Taxes receivable
Tax title liens
Foreclosed property
Other receivables	341.00
Emergencies and deferred charges
State road aid receivable	5,900.00
	\$28,440.71
Cash liabilities	\$14,594.97
Reserves for receivables	341.00
Surplus revenue	13,504.74
	\$28,440.71

WINSLOW TOWNSHIP—CAMDEN COUNTY

Population U. S. Census, 1960—9,142
Estimated Population, 1967—10,830

Land Area 58.07 sq. mi.

Net Valuation Taxable \$18,830,406
Equalized Valuation \$42,838,281

EXPENDITURES FOR 1967

General Government	
Administrative and executive	\$35,700.00
Assessment and collection of taxes ..	23,395.00
Financial administration	5,800.00
Public Safety	
Fire protection	16,050.00
Police protection	32,550.00
Other protection	1,025.00
Civil defense and disaster control ..	1,000.00
Streets and Roads	
Repairs and maintenance	52,398.47
Street lighting	10,000.00
Sanitation	
Street cleaning	18,707.85
Garbage and trash removal	18,707.85
Sanitary sewers	
Health and Welfare	
Health services	3,800.00
Welfare—public assistance	18,895.00
Hospitals	
Recreation	
Beaches and boardwalks	14,000.00
Parks and playgrounds	
Other recreational services	
Education (excl. school districts)	
Libraries	
Other educational services	
Statutory Expenditures	
	3,690.00
Unclassified Purposes	
	100.00
Total Municipal Functions	\$237,111.32
Per Capita—Municipal Functions	
	\$21.89
Capital Improvements	
	58,710.00
Debt Service	
Principal payments ..	300.00
Interest payments ..	\$300.00
Per Capita—Debt Service	
	\$0.03
Deferred Charges	
	17,132.87
Total Municipal Expenditures	\$313,254.19
Required Payments for Local School, County, and Special District Taxes	
	1,117,447.61
TOTAL EXPENDITURES	\$1,430,701.80
Reserve for Uncollected Taxes..	
	\$232,517.13
GRAND TOTAL	\$1,663,218.93

REVENUES REALIZED IN 1967

Surplus revenue appropriated	\$173,000.00
Miscellaneous revenues realized ..	192,158.47
State aid revenues realized	51,265.00
Delinquent tax and lien collections ..	132,195.38
Current tax collections	1,064,060.95
Emergency borrowings	
TOTAL REVENUES	\$1,612,679.80

CAPITAL OUTLAY (BY ORDINANCE) 1967

Beaches and boardwalks	
Buildings and equipment	
Parks and playgrounds	
Sanitary sewers	
Streets and roads	
Water supply	
Other purposes	

TAXES

Local school taxes	\$781,140.40
County taxes	336,307.21
Special district taxes	
	\$1,117,447.61
Local purpose taxes	77,000.00
Veteran and senior citizen tax ..	42,930.00
Total tax levy (for rate purposes)	\$1,237,377.61
Per Capita Total Tax Levy ...	
	\$114.25
General tax rate	
Adjusted business personality tax rate	6.58
Adjusted general tax rate	
Current Taxes	
1967 taxes levied (total)	\$1,219,852.34
Collected in 1967	1,064,060.95
Per cent of levy collected	87.22
Transferred to liens	17,734.19
Adjustments	2,888.98
Balance December 31, 1967	\$135,168.22
All Prior Years Taxes Outstanding	
Balance January 1, 1967	\$131,188.65
Collected in 1967	114,906.79
Adjustments	—4,984.87
Balance December 31, 1967	\$11,296.99
Tax Title Liens Outstanding	
Balance January 1, 1967	\$114,946.77
Redeemed by cash	17,288.59
Adjustments	+17,734.19
Balance December 31, 1967	\$115,392.37
Property Acquired by Deed or Foreclosure	
Balance January 1, 1967	\$191,130.44
Sale for cash	3,694.71
Adjustments	
Balance December 31, 1967	187,435.73

CAPITAL DEBT, DECEMBER 31, 1967

Authorized—Issued and Unissued	
Gross Debt	Net Debt
School debt	\$3,097,622.00
Self-liquidating debt ..	
Other capital debt	
	\$3,097,622.00
	\$64,316.00
Per Cent	8.31
Per Capita	\$286.02
	0.17
	\$5.94

Issued and Outstanding

School debt	\$1,501,457.00
Self-liquidating debt	
Other capital debt	
	\$1,501,457.00

Equalized Valuation Basis \$37,267,343.00

CURRENT FINANCES DECEMBER 31, 1967

Cash	\$384,350.22
Taxes receivable	146,465.21
Tax title liens	115,392.37
Foreclosed property	\$187,435.73
Other receivables	641.17
Emergencies and deferred charges ..	41,006.32
State road aid receivable	47,364.24
	\$922,655.26
Cash liabilities	\$168,601.25
Reserves for receivables	449,934.48
Surplus revenue	304,119.53
	\$922,655.26

WOODBINE BOROUGH—CAPE MAY COUNTY

Population U. S. Census, 1960—2,823
Estimated Population, 1967—3,160

Land Area 8.00 sq. mi.

Net Valuation Taxable \$4,491,113
Equalized Valuation \$4,403,546

EXPENDITURES FOR 1967

General Government	
Administrative and executive	\$18,601.33
Assessment and collection of taxes	5,944.55
Financial administration	2,525.00
Public Safety	
Fire protection	6,699.30
Police protection	17,822.73
Other protection	700.00
Civil defense and disaster control	400.00
Streets and Roads	
Repairs and maintenance	18,998.90
Street lighting	6,491.14
Sanitation	
Street cleaning	2,099.00
Garbage and trash removal	2,099.00
Sanitary sewers
Health and Welfare	
Health services	1,500.00
Welfare—public assistance	848.86
Hospitals
Recreation	
Beaches and boardwalks
Parks and playgrounds	878.19
Other recreational services
Education (excl. school districts)	
Libraries	600.00
Other educational services
Statutory Expenditures	3,951.00
Unclassified Purposes	50.00
Total Municipal Functions	\$88,110.00
Per Capita—Municipal Functions	\$27.88
Capital Improvements	
Capital Improvements	14,500.00
Debt Service	
Principal payments	\$1,000.00
Interest payments	721.47
Per Capita—Debt Service	\$0.54
Deferred Charges	
Deferred Charges	5,011.51
Total Municipal Expenditures	\$109,342.98
Required Payments for Local School, County, and Special District Taxes	
Required Payments	137,012.86
TOTAL EXPENDITURES	\$246,355.84
Reserve for Uncollected Taxes...	
Reserve for Uncollected Taxes	\$28,616.34
GRAND TOTAL	\$274,972.18

REVENUES REALIZED IN 1967

Surplus revenue appropriated	\$29,500.00
Miscellaneous revenues realized ..	44,847.34
State aid revenues realized	19,407.00
Delinquent tax and lien collections ..	16,973.29
Current tax collections	145,053.00
Emergency borrowings
TOTAL REVENUES	\$255,780.63

CAPITAL OUTLAY (BY ORDINANCE) 1967

Beaches and boardwalks
Buildings and equipment	\$9,054.50
Parks and playgrounds
Sanitary sewers
Streets and roads
Water supply	5,000.00
Other purposes
TOTAL CAPITAL OUTLAY	\$14,054.50

TAXES

Local school taxes	\$116,536.44
County taxes	20,476.42
Special district taxes
Total Tax Levy	\$137,012.86
Local purpose taxes	32,437.10
Veteran and senior citizen tax ...	10,260.00
Total tax levy (for rate purposes)	\$179,709.96
Per Capita Total Tax Levy	
General tax rate	3.99
Adjusted business personality tax rate
Adjusted general tax rate
Current Taxes	
1967 taxes levied (total)	\$169,642.32
Collected in 1967	145,053.00
Per cent of levy collected	85.50
Transferred to liens	3,041.52
Adjustments	294.48
Balance December 31, 1967	\$21,253.32
All Prior Years Taxes Outstanding	
Balance January 1, 1967	\$17,461.14
Collected in 1967	15,015.77
Adjustments
Balance December 31, 1967	\$2,445.37
Tax Title Liens Outstanding	
Balance January 1, 1967	\$9,577.23
Redeemed by cash	1,957.52
Adjustments	2,789.82
Balance December 31, 1967	\$4,829.89
Property Acquired by Deed or Foreclosure	
Balance January 1, 1967	\$52,555.00
Sale for cash	8,026.00
Adjustments	+15,126.00
Balance December 31, 1967	\$59,655.00

CAPITAL DEBT, DECEMBER 31, 1967

Authorized—Issued and Unissued

	Gross Debt	Net Debt
School debt	\$330,000.00	\$216,281.00
Self-liquidating debt
Other capital debt	36,000.00	36,000.00
Total	\$366,000.00	\$252,281.00
Per Cent	9.65	6.65
Per Capita	\$115.82	\$79.84

Issued and Outstanding

School debt	\$330,000.00
Self-liquidating debt
Other capital debt	11,054.00
Total	\$341,054.00

Equalized Valuation Basis \$3,790,623.00

CURRENT FINANCES DECEMBER 31, 1967

Cash	\$48,625.54
Taxes receivable	23,698.69
Tax title liens	4,829.89
Foreclosed property	59,655.00
Other receivables	7,671.09
Emergencies and deferred charges ..	26,370.00
State road aid receivable
Total Assets	\$170,850.21
Cash liabilities	\$60,881.38
Reserves for receivables	88,183.58
Surplus revenue	21,785.25
Total Liabilities and Surplus	\$170,850.21

WOODBRIIDGE TOWNSHIP—MIDDLESEX COUNTY

Population U. S. Census, 1960—78,846
Estimated Population, 1967—100,260

Land Area 23.20 sq. mi.

Net Valuation Taxable \$248,089,560
Equalized Valuation \$674,264,926

EXPENDITURES FOR 1967

General Government	
Administrative and executive	\$905,478.92
Assessment and collection of taxes	164,145.00
Financial administration	94,010.00
Public Safety	
Fire protection
Police protection	1,275,363.00
Other protection	94,158.00
Civil defense and disaster control	11,785.00
Streets and Roads	
Repairs and maintenance	784,691.00
Street lighting	223,200.00
Sanitation	
Street cleaning	39,526.00
Garbage and trash removal	489,411.00
Sanitary sewers	374,642.00
Health and Welfare	
Health services	196,279.08
Welfare—public assistance	79,832.00
Hospitals	40,000.00
Recreation	
Beaches and boardwalks
Parks and playgrounds	322,827.00
Other recreational services
Education (excl. school districts)	
Libraries	585,741.00
Other educational services	7,220.00
Statutory Expenditures	441,849.00
Unclassified Purposes	10,000.00
Total Municipal Functions	\$6,140,158.00
Per Capita—Municipal Functions	
Capital Improvements	317,000.00
Debt Service	1,343,630.00
Principal payments ..	\$752,000.00
Interest payments ..	591,630.00
Per Capita—Debt Service	\$13.40
Deferred Charges	105,984.43
Total Municipal Expenditures	\$7,906,772.43
Required Payments for Local School, County, and Special District Taxes	
.....	14,869,685.13
TOTAL EXPENDITURES	\$22,776,457.56
Reserve for Uncollected Taxes..	\$546,000.00
GRAND TOTAL	\$23,322,457.56

REVENUES REALIZED IN 1967

Surplus revenue appropriated	\$906,290.00
Miscellaneous revenues realized ..	5,489,895.15
State aid revenues realized	319,964.58
Delinquent tax and lien collections ..	269,024.98
Current tax collections	16,120,877.86
Emergency borrowings

TOTAL REVENUES \$23,106,052.57

CAPITAL OUTLAY (BY ORDINANCE) 1967

Beaches and boardwalks
Buildings and equipment	\$531,510.88
Parks and playgrounds	248,560.60
Sanitary sewers	202,319.06
Streets and roads	1,033,652.47
Water supply
Other purposes	86,917.26
Total	\$2,102,960.27

TAXES

Local school taxes	\$10,768,979.86
County taxes	3,363,261.42
Special district taxes	737,443.85
Total	\$14,869,685.13
Local purpose taxes	1,644,547.71
Veteran and senior citizen tax ..	597,930.00
Total tax levy (for rate purposes)	\$17,112,162.84
Per Capita Total Tax Levy ...	
General tax rate
Adjusted business personalty tax rate	14.50
Adjusted general tax rate	6.25
Current Taxes	
1967 taxes levied (total)	\$16,573,826.93
Collected in 1967	16,120,877.86
Per cent of levy collected	97.26
Transferred to liens	11,748.59
Adjustments	29,851.47
Balance December 31, 1967	\$411,349.01
All Prior Years Taxes Outstanding	
Balance January 1, 1967	\$600,833.68
Collected in 1967	247,205.80
Adjustments	49,518.15
Balance December 31, 1967	\$304,109.73
Tax Title Liens Outstanding	
Balance January 1, 1967	\$71,513.17
Redeemed by cash	21,819.18
Adjustments	+18,458.87
Balance December 31, 1967	\$68,152.86
Property Acquired by Deed or Foreclosure	
Balance January 1, 1967	\$217,817.00
Sale for cash	8,155.67
Adjustments	+8,155.67
Balance December 31, 1967	\$217,817.00
CAPITAL DEBT, DECEMBER 31, 1967	
Authorized—Issued and Unissued	
Gross Debt	Net Debt
School debt	\$18,956,000.00
Self-liquidating debt
Other capital debt	21,505,999.00
Total	\$40,461,999.00
Per Cent	6.64
Per Capita	\$403.57
Issued and Outstanding	
School debt	\$15,256,000.00
Self-liquidating debt
Other capital debt	16,414,100.00
Total	\$31,670,100.00
Equalized Valuation Basis \$609,339,943.00	
CURRENT FINANCES DECEMBER 31, 1967	
Cash	\$1,302,227.45
Taxes receivable	715,458.74
Tax title liens	68,152.86
Foreclosed property	217,817.00
Other receivables	157,223.36
Emergencies and deferred charges ..	106,869.00
State road aid receivable	274,690.67
Total	\$2,842,439.08
Cash liabilities	\$1,105,652.99
Reserves for receivables	1,158,636.96
Surplus revenue	578,134.13
Total	\$2,842,439.08

WOODBURY CITY—GLOUCESTER COUNTY

Population U. S. Census, 1960—12,453
Estimated Population, 1967—13,590

Land Area 2.13 sq. ml.

Net Valuation Taxable \$16,233,502
Equalized Valuation \$59,751,709

EXPENDITURES FOR 1967

General Government	
Administrative and executive	\$89,175.00
Assessment and collection of taxes	21,175.00
Financial administration	10,300.00
Public Safety	
Fire protection	58,800.00
Police protection	229,334.67
Other protection	9,900.00
Civil defense and disaster control	3,700.00
Streets and Roads	
Repairs and maintenance	110,400.00
Street lighting	34,000.00
Sanitation	
Street cleaning	24,450.00
Garbage and trash removal	48,150.00
Sanitary sewers
Health and Welfare	
Health services	12,870.00
Welfare—public assistance	4,925.00
Hospitals
Recreation	
Benches and boardwalks
Parks and playgrounds	30,775.00
Other recreational services
Education (excl. school districts)	
Libraries	19,255.00
Other educational services	2,400.00
Statutory Expenditures	
.....	56,350.00
Unclassified Purposes	
.....	2,500.00
Total Municipal Functions	\$768,459.67
Per Capita—Municipal Functions	\$56.55
Capital Improvements	65,084.32
Debt Service	*38,470.50
Principal payments	\$30,000.00
Interest payments	8,470.50
Per Capita—Debt Service	\$2.83
Deferred Charges	3,475.68
Total Municipal Expenditures	\$875,490.17
Required Payments for Local School, County, and Special District Taxes	
.....	1,249,065.87
TOTAL EXPENDITURES	\$2,124,556.04
Reserve for Uncollected Taxes...	\$72,915.34
GRAND TOTAL	\$2,197,471.38

REVENUES REALIZED IN 1967

Surplus revenue appropriated	\$60,000.00
Miscellaneous revenues realized	244,540.46
State aid revenues realized	43,779.30
Delinquent tax and lien collections	52,121.38
Current tax collections	1,753,497.35
Emergency borrowings

TOTAL REVENUES \$2,153,938.49

CAPITAL OUTLAY (BY ORDINANCE) 1967

Beaches and boardwalks
Buildings and equipment	\$20.00
Parks and playgrounds	11,303.69
Sanitary sewers	1,310.30
Streets and roads	17,907.46
Water supply	36,000.00
Other purposes
	\$66,541.45

TAXES

Local school taxes	\$1,028,414.50
County taxes	259,021.87
Special district taxes
	\$1,287,436.37
Local purpose taxes	532,808.50
Veteran and senior citizen tax	68,280.00
Total tax levy (for rate purposes)	\$1,888,524.87
Per Capita Total Tax Levy ...	
General tax rate
Adjusted business personalty tax rate	17.26
Adjusted general tax rate	11.12
Current Taxes	
1967 taxes levied (total)	\$1,832,270.05
Collected in 1967	1,753,497.35
Per cent of levy collected	95.70
Transferred to liens	1,256.56
Adjustments	563.76
Balance December 31, 1967	\$76,952.38
All Prior Years Taxes Outstanding	
Balance January 1, 1967	\$63,248.36
Collected in 1967	49,850.77
Adjustments	—4,348.63
Balance December 31, 1967	\$9,048.96
Tax Title Liens Outstanding	
Balance January 1, 1967	\$11,390.73
Redeemed by cash	2,270.61
Adjustments	+1,256.56
Balance December 31, 1967	\$10,376.68
Property Acquired by Deed or Foreclosure	
Balance January 1, 1967	\$4,305.00
Sale for cash
Adjustments
Balance December 31, 1967	\$4,305.00

CAPITAL DEBT, DECEMBER 31, 1967

Authorized—Issued and Unissued

	Gross Debt	Net Debt
School debt	\$2,374,000.00	\$223,618.00
Self-liquidating debt
Other capital debt
	\$2,374,000.00	\$223,618.00
Per Cent	4.41	0.41
Per Capita	\$174.69	\$16.45

Issued and Outstanding

School debt	\$699,000.00
Self-liquidating debt
Other capital debt
	\$699,000.00

Equalized Valuation Basis \$53,759,555.00

CURRENT FINANCES DECEMBER 31, 1967

Cash	\$560,888.29
Taxes receivable	86,001.34
Tax title liens	10,376.68
Foreclosed property	4,305.00
Other receivables	9,588.90
Emergencies and deferred charges	329.67
State road aid receivable	27,460.00
	\$698,949.88
Cash liabilities	\$124,538.71
Reserves for receivables	110,271.92
Surplus revenue	464,139.25
	\$698,949.88

* Includes \$38,370.50 Chapter VI School Debt Service.

WOODBURY HEIGHTS BOROUGH—GLOUCESTER COUNTY

Population U. S. Census, 1960—1,723
Estimated Population, 1967—2,840

Land Area 1.18 sq. ml.

Net Valuation Taxable \$4,528,985
Equalized Valuation \$20,874,256

EXPENDITURES FOR 1967

General Government	
Administrative and executive	\$17,132.68
Assessment and collection of taxes	15,895.92
Financial administration	4,880.00
Public Safety	
Fire protection	8,455.00
Police protection	15,030.00
Other protection	2,120.00
Civil defense and disaster control	589.92
Streets and Roads	
Repairs and maintenance	28,066.53
Street lighting	5,875.00
Sanitation	
Street cleaning
Garbage and trash removal	10,600.00
Sanitary sewers
Health and Welfare	
Health services	920.00
Welfare—public assistance	1,140.00
Hospitals
Recreation	
Beaches and boardwalks
Parks and playgrounds	1,282.04
Other recreational services
Education (excl. school districts)	
Libraries
Other educational services
Statutory Expenditures	2,950.00
Unclassified Purposes
Total Municipal Functions	\$114,937.09
Per Capita—Municipal Functions	
Capital Improvements	29,145.00
Debt Service	13,998.95
Principal payments ..	\$13,198.95
Interest payments ..	800.00
Per Capita—Debt Service	\$4.93
Deferred Charges	5,817.09
Total Municipal Expenditures	\$163,898.13
Required Payments for Local School, County, and Special District Taxes	
.....	369,748.49
TOTAL EXPENDITURES	\$533,646.62
Reserve for Uncollected Taxes...	\$21,872.56
GRAND TOTAL	\$555,519.18

REVENUES REALIZED IN 1967

Surplus revenue appropriated	\$47,000.00
Miscellaneous revenues realized ..	87,674.09
State aid revenues realized	17,441.00
Delinquent tax and lien collections ..	16,027.82
Current tax collections	401,715.13
Emergency borrowings
TOTAL REVENUES	\$569,858.04

CAPITAL OUTLAY (BY ORDINANCE) 1967

Beaches and boardwalks
Buildings and equipment	\$4,415.96
Parks and playgrounds
Sanitary sewers
Streets and roads	2,552.86
Water supply	6,251.96
Other purposes
TOTAL	\$13,220.78

TAXES

Local school taxes	\$286,133.87
County taxes	83,614.62
Special district taxes
Total	\$369,748.49
Local purpose taxes	28,542.60
Veteran and senior citizen tax ...	17,780.00
Total tax levy (for rate purposes)	\$416,071.09

Per Capita Total Tax Levy ...	\$146.50
General tax rate
Adjusted business personality tax rate	7.27
Adjusted general tax rate	9.30

Current Taxes	
1967 taxes levied (total)	\$428,618.40
Collected in 1967	401,715.13
Per cent of levy collected	93.72
Transferred to liens
Adjustments
Balance December 31, 1967	\$26,903.27

All Prior Years Taxes Outstanding

Balance January 1, 1967	\$34,367.72
Collected in 1967	14,668.08
Adjustments	-1,317.16
Balance December 31, 1967	\$18,382.48

Tax Title Liens Outstanding

Balance January 1, 1967	\$2,205.28
Redeemed by cash	1,359.74
Adjustments	+512.86
Balance December 31, 1967	\$1,358.40

Property Acquired by Deed or Foreclosure

Balance January 1, 1967	\$4,145.00
Sale for cash	6,368.00
Adjustments	+5,168.00
Balance December 31, 1967	\$2,945.00

CAPITAL DEBT, DECEMBER 31, 1967

Authorized—Issued and Unissued

	Gross Debt	Net Debt
School debt	\$883,052.00
Self-liquidating debt ..	81,000.00
Other capital debt	75,101.00	\$75,101.00
	\$1,039,153.00	\$75,101.00
Per Cent	6.16	0.44
Per Capita	\$365.90	\$26.44

Issued and Outstanding

School debt	\$883,052.00
Self-liquidating debt	81,000.00
Other capital debt	12,000.00
Total	\$976,052.00

Equalized Valuation Basis \$16,848,327.00

CURRENT FINANCES DECEMBER 31, 1967

Cash	\$162,305.54
Taxes receivable	45,285.75
Tax title liens	1,358.40
Foreclosed property	2,945.00
Other receivables	32,886.58
Emergencies and deferred charges ..	7,169.77
State road aid receivable	12,277.00
Total	\$264,228.04
Cash liabilities	\$110,721.80
Reserves for receivables	82,475.73
Surplus revenue	71,030.51
Total	\$264,228.04

WOODCLIFF LAKE BOROUGH—BERGEN COUNTY

Population U. S. Census, 1960—2,742
Estimated Population 1967—4,560

Land Area 3.80 sq. ml.

Net Valuation Taxable \$46,623,501
Equalized Valuation \$44,624,202

EXPENDITURES FOR 1967

General Government	
Administrative and executive	\$55,900.00
Assessment and collection of taxes	14,680.00
Financial administration	4,500.00
Public Safety	
Fire protection	14,818.00
Police protection	114,530.00
Other protection	5,625.00
Civil defense and disaster control	500.00
Streets and Roads	
Repairs and maintenance	61,890.00
Street lighting	5,935.00
Sanitation	
Street cleaning
Garbage and trash removal
Sanitary sewers	2,000.00
Health and Welfare	
Health services	5,953.00
Welfare—public assistance	1,325.00
Hospitals
Recreation	
Beaches and boardwalks
Parks and playgrounds
Other recreational services	16,252.00
Education (excl. school districts)	
Libraries
Other educational services	775.00
Statutory Expenditures	15,600.00
Unclassified Purposes	200.00
Total Municipal Functions	\$320,483.00
Per Capita—Municipal Functions	
Capital Improvements	\$70.28
Debt Service	59,900.00
Debt Service	6,985.00
Principal payments ..	\$5,000.00
Interest payments ..	1,955.00
Per Capita—Debt Service	\$1.53
Deferred Charges	
.....	2,000.00
Total Municipal Expenditures	\$389,368.00
Required Payments for Local School, County, and Special District Taxes	
.....	1,321,182.14
TOTAL EXPENDITURES	\$1,710,550.14
Reserve for Uncollected Taxes...	45,080.10
GRAND TOTAL	\$1,755,630.24

REVENUES REALIZED IN 1967

Surplus revenue appropriated	\$90,000.00
Miscellaneous revenues realized ..	133,308.00
State aid revenues realized	10,279.00
Delinquent tax and lien collections ..	21,575.35
Current tax collections	1,497,363.03
Emergency borrowings
TOTAL REVENUES	\$1,752,525.38

CAPITAL OUTLAY (BY ORDINANCE) 1967

Beaches and boardwalks
Buildings and equipment	\$21,832.08
Parks and playgrounds	8,477.14
Sanitary sewers
Streets and roads
Water supply
Other purposes
.....	\$30,309.22

TAXES

Local school taxes	\$1,170,990.39
County taxes	150,191.75
Special district taxes
.....	\$1,321,182.14
Local purpose taxes	202,544.10
Veteran and senior citizen tax ...	27,150.00
Total tax levy (for rate purposes)	\$1,550,876.24
Per Capita Total Tax Levy ...	
General tax rate
Adjusted business personalty tax rate	4.67
Adjusted general tax rate	3.32
Current Taxes	
1967 taxes levied (total)	\$1,559,202.60
Collected in 1967	1,497,363.03
Per cent of levy col- lected	96.03
Transferred to liens
Adjustments	33,530.04
Balance December 31, 1967	\$28,309.53
All Prior Years Taxes Outstanding	
Balance January 1, 1967	\$26,244.37
Collected in 1967	21,575.35
Adjustments
Balance December 31, 1967	\$4,669.02
Tax Title Liens Outstanding	
Balance January 1, 1967
Redeemed by cash
Adjustments
Balance December 31, 1967
Property Acquired by Deed or Foreclosure	
Balance January 1, 1967	\$950.00
Sale for cash
Adjustments
Balance December 31, 1967	\$950.00

CAPITAL DEBT, DECEMBER 31, 1967

Authorized—Issued and Unissued

	Gross Debt	Net Debt
School debt	\$2,644,867.00	\$558,761.00
Self-liquidating debt
Other capital debt	56,000.00	56,000.00
.....	\$2,700,867.00	\$614,761.00
Per Cent	6.71	1.52
Per Capita	\$592.30	\$134.82

Issued and Outstanding

School debt	\$2,644,867.00
Self-liquidating debt
Other capital debt	56,000.00
.....	\$2,700,867.00

Equalized Valuation Basis \$40,241,201.00

CURRENT FINANCES DECEMBER 31, 1967

Cash	\$590,963.47
Taxes receivable	32,978.55
Tax title liens
Foreclosed property	950.00
Other receivables	3,144.18
Emergencies and deferred charges ..	6,000.00
State road aid receivable	8,858.00
.....	\$642,894.20
Cash liabilities	\$467,430.55
Reserves for receivables	37,072.73
Surplus revenue	138,390.92
.....	\$642,894.20

WOODLAND TOWNSHIP—BURLINGTON COUNTY

Population U. S. Census, 1960—1,904
Estimated Population, 1967—2,140

Land Area 95.38 sq. mi.

Net Valuation Taxable \$5,623,245
Equalized Valuation \$8,429,383

EXPENDITURES FOR 1967

General Government	
Administrative and executive	\$9,938.15
Assessment and collection of taxes	3,975.00
Financial administration	2,900.00
Public Safety	
Fire protection	3,000.00
Police protection	2,425.00
Other protection	600.00
Civil defense and disaster control	300.00
Streets and Roads	
Repairs and maintenance	10,360.24
Street lighting	1,000.00
Sanitation	
Street cleaning
Garbage and trash removal	1,200.00
Sanitary sewers
Health and Welfare	
Health services	853.12
Welfare—public assistance	6,330.00
Hospitals
Recreation	
Beaches and boardwalks
Parks and playgrounds
Other recreational services
Education (excl. school districts)	
Libraries
Other educational services
Statutory Expenditures	300.00
Unclassified Purposes
Total Municipal Functions	\$43,181.51
Per Capita—Municipal Functions	\$20.18
Capital Improvements	59,977.78
Debt Service	
Principal payments
Interest payments
Per Capita—Debt Service
Deferred Charges	1,034.26
Total Municipal Expenditures	\$104,193.55
Required Payments for Local School, County, and Special District Taxes	
	159,179.91
TOTAL EXPENDITURES	\$263,373.46
Reserve for Uncollected Taxes...	\$44,556.25
GRAND TOTAL	\$307,929.71

REVENUES REALIZED IN 1967

Surplus revenue appropriated	\$20,000.00
Miscellaneous revenues realized	23,796.44
State aid revenues realized	57,506.00
Delinquent tax and lien collections	23,637.81
Current tax collections	142,497.86
Emergency borrowings
TOTAL REVENUES	\$267,438.11

CAPITAL OUTLAY (BY ORDINANCE) 1967

Beaches and boardwalks
Buildings and equipment
Parks and playgrounds
Sanitary sewers
Streets and roads
Water supply
Other purposes

TAXES

Local school taxes	\$118,237.25
County taxes	40,942.66
Special district taxes
	\$159,179.91
Local purpose taxes	28,415.46
Veteran and senior citizen tax	3,890.00
Total tax levy (for rate purposes)	\$191,485.37
Per Capita Total Tax Levy	\$89.48
General tax rate	3.41
Adjusted business personalty tax rate
Adjusted general tax rate
Current Taxes	
1967 taxes levied (total)	\$189,254.92
Collected in 1967	142,497.86
Per cent of levy collected	75.29
Transferred to liens
Adjustments
Balance December 31, 1967	\$46,757.06
All Prior Years Taxes Outstanding	
Balance January 1, 1967	\$38,920.38
Collected in 1967	23,637.81
Adjustments
Balance December 31, 1967	\$15,282.57
Tax Title Liens Outstanding	
Balance January 1, 1967	\$44,202.94
Redeemed by cash
Adjustments
Balance December 31, 1967	\$44,202.94
Property Acquired by Deed or Foreclosure	
Balance January 1, 1967	\$14,000.00
Sale for cash
Adjustments
Balance December 31, 1967	\$14,000.00

CAPITAL DEBT, DECEMBER 31, 1967

Authorized—Issued and Unissued

	Gross Debt	Net Debt
School debt	\$50,000.00
Self-liquidating debt
Other capital debt
	\$50,000.00
Per Cent	0.75
Per Capita	\$23.36

Issued and Outstanding

School debt	\$50,000.00
Self-liquidating debt
Other capital debt
	\$50,000.00

Equalized Valuation Basis \$6,621,351.00

CURRENT FINANCES DECEMBER 31, 1967

Cash	\$55,344.46
Taxes receivable	62,039.63
Tax title liens	44,202.94
Foreclosed property	14,000.00
Other receivables	183.31
Emergencies and deferred charges ..	458.74
State road aid receivable	53,080.00
	\$229,309.08
Cash liabilities	\$87,697.85
Reserves for receivables	120,425.88
Surplus revenue	21,185.35
	\$229,309.08

WOODLYNNE BOROUGH—CAMDEN COUNTY

Population U. S. Census, 1960—3,125
Estimated Population, 1967—3,310

Land Area 0.25 sq. mi.

Net Valuation Taxable \$4,016,927
Equalized Valuation \$8,844,399

EXPENDITURES FOR 1967

General Government	
Administrative and executive	\$20,095.82
Assessment and collection of taxes	3,865.23
Financial administration	2,015.00
Public Safety	
Fire protection	4,531.73
Police protection	35,957.26
Other protection	1,150.00
Civil defense and disaster control	408.30
Streets and Roads	
Repairs and maintenance	12,517.39
Street lighting	3,452.04
Sanitation	
Street cleaning	12,459.93
Garbage and trash removal	13,619.77
Sanitary sewers	1,321.65
Health and Welfare	
Health services	1,321.65
Welfare—public assistance	1,150.00
Hospitals
Recreation	
Benches and boardwalks
Parks and playgrounds	843.46
Other recreational services
Education (excl. school districts)	
Libraries	137.50
Other educational services
Statutory Expenditures	5,506.00
Unclassified Purposes
Total Municipal Functions	\$117,881.08
Per Capita—Municipal Functions	\$35.29
Capital Improvements	9,050.00
Debt Service	7,178.00
Principal payments	\$5,000.00
Interest payments	2,178.00
Per Capita—Debt Service	\$2.15
Deferred Charges	80,552.81
Total Municipal Expenditures	\$214,661.89
Required Payments for Local School, County, and Special District Taxes	
.....	170,946.20
TOTAL EXPENDITURES	\$385,608.09
Reserve for Uncollected Taxes...	\$28,053.19
GRAND TOTAL	\$413,661.28

REVENUES REALIZED IN 1967

Surplus revenue appropriated	\$20,000.00
Miscellaneous revenues realized	24,283.26
State aid revenues realized	9,347.00
Delinquent tax and lien collections	12,890.48
Current tax collections	338,508.23
Emergency borrowings
TOTAL REVENUES	\$405,028.97

CAPITAL OUTLAY (BY ORDINANCE) 1967

Benches and boardwalks
Buildings and equipment
Parks and playgrounds
Sanitary sewers
Streets and roads
Water supply
Other purposes
.....
.....

TAXES

Local school taxes	\$100,907.00
County taxes	70,039.20
Special district taxes
.....	\$170,946.20
Local purpose taxes	175,000.00
Veteran and senior citizen tax	23,235.00
Total tax levy (for rate purposes)	\$369,181.20
Per Capita Total Tax Levy	\$110.53
General tax rate	9.20
Adjusted business personalty tax rate
Adjusted general tax rate
Current Taxes	
1967 taxes levied (total)	\$354,551.97
Collected in 1967	338,508.23
Per cent of levy col-lected	95.47
Transferred to liens
Adjustments	472.80
Balance December 31, 1967	\$15,570.94
All Prior Years Taxes Outstanding	
Balance January 1, 1967	\$22,187.88
Collected in 1967	12,890.48
Adjustments
Balance December 31, 1967	\$9,297.40
Tax Title Liens Outstanding	
Balance January 1, 1967
Redeemed by cash
Adjustments
Balance December 31, 1967
Property Acquired by Deed or Foreclosure	
Balance January 1, 1967	\$1,650.00
Sale for cash
Adjustments
Balance December 31, 1967	\$1,650.00

CAPITAL DEBT, DECEMBER 31, 1967

Authorized—Issued and Unissued

	Gross Debt	Net Debt
School debt	\$45,000.00
Self-liquidating debt
Other capital debt	63,500.00	\$63,500.00
.....	\$108,500.00	\$63,500.00

Per Cent	1.10	0.64
Per Capita	\$32.49	\$19.01

Issued and Outstanding

School debt	\$45,000.00
Self-liquidating debt
Other capital debt	61,000.00
.....	\$106,000.00

Equalized Valuation Basis \$9,860,480.00

CURRENT FINANCES DECEMBER 31, 1967

Cash	\$28,728.11
Taxes receivable	24,868.34
Tax title liens	1,650.00
Foreclosed property	1,650.00
Other receivables	2,379.19
Emergencies and deferred charges	8,737.08
State road aid receivable	13,886.25
.....	\$80,248.97
Cash liabilities	\$9,947.60
Reserves for receivables	28,897.53
Surplus revenue	41,403.84
.....	\$80,248.97

WOOD-RIDGE BOROUGH—BERGEN COUNTY

Population U. S. Census, 1960—7,964
Estimated Population, 1967—8,540

Land Area 1.10 sq. ml.

Net Valuation Taxable \$84,257,978
Equalized Valuation \$103,006,150

EXPENDITURES FOR 1967

General Government	
Administrative and executive	\$141,929.00
Assessment and collection of taxes	21,244.00
Financial administration	7,610.00
Public Safety	
Fire protection	30,265.00
Police protection	188,300.00
Other protection
Civil defense and disaster control	650.00
Streets and Roads	
Repairs and maintenance	67,185.00
Street lighting	21,435.00
Sanitation	
Street cleaning
Garbage and trash removal	42,280.00
Sanitary sewers	38,774.00
Health and Welfare	
Health services	12,745.00
Welfare—public assistance	1,900.00
Hospitals
Recreation	
Beaches and boardwalks
Parks and playgrounds	8,900.00
Other recreational services	12,860.00
Education (excl. school districts)	
Libraries	27,000.00
Other educational services	2,400.00
Statutory Expenditures	
.....	44,600.00
Unclassified Purposes	
.....
Total Municipal Functions	\$670,077.00
Per Capita—Municipal Functions	
.....	\$78.46
Capital Improvements	
.....	50,150.00
Debt Service	
Principal payments ..	\$37,000.00
Interest payments ..	11,872.00
Per Capita—Debt Service	
.....	\$5.72
Deferred Charges	
.....	924.24
Total Municipal Expenditures	\$770,023.24
Required Payments for Local School, County, and Special District Taxes	
.....	1,243,860.75
TOTAL EXPENDITURES	\$2,013,883.99
Reserve for Uncollected Taxes...	
.....	\$224,016.38
GRAND TOTAL	\$2,237,900.37

REVENUES REALIZED IN 1967

Surplus revenue appropriated	\$40,000.00
Miscellaneous revenues realized ..	131,128.50
State aid revenues realized	18,616.00
Delinquent tax and lien collections ..	22,809.73
Current tax collections	1,808,693.35
Emergency borrowings

TOTAL REVENUES \$2,021,247.58

CAPITAL OUTLAY (BY ORDINANCE) 1967

Beaches and boardwalks
Buildings and equipment	\$62,482.75
Parks and playgrounds
Sanitary sewers
Streets and roads
Water supply
Other purposes
.....	\$62,482.75

TAXES

Local school taxes	\$877,489.00
County taxes	366,371.75
Special district taxes
	<hr/>
Local purpose taxes	\$1,243,860.75
Veteran and senior citizen tax ...	790,523.62
	59,860.00
Total tax levy (for rate purposes)	<hr/>
	\$2,094,244.37
Per Capita Total Tax Levy ...	\$245.23
General tax rate
Adjusted business personality tax rate	5.07
Adjusted general tax rate	2.26
Current Taxes	
1967 taxes levied (total)	\$2,040,499.11
Collected in 1967	1,808,693.35
Per cent of levy col- lected	88.63
Transferred to liens	22.60
Adjustments	250.00
Balance December 31, 1967	<hr/>
	\$231,533.16
All Prior Years Taxes Outstanding	
Balance January 1, 1967	\$204,850.75
Collected in 1967	22,809.73
Adjustments	+320.00
Balance December 31, 1967	<hr/>
	\$182,361.02
Tax Title Liens Outstanding	
Balance January 1, 1967	\$64.20
Redeemed by cash
Adjustments	+22.60
Balance December 31, 1967	<hr/>
	\$86.80
Property Acquired by Deed or Foreclosure	
Balance January 1, 1967	\$14,705.00
Sale for cash	1,800.00
Adjustments	+1,355.00
Balance December 31, 1967	<hr/>
	\$14,260.00
CAPITAL DEBT, DECEMBER 31, 1967	
Authorized—Issued and Unissued	
	<hr/>
	Gross Debt
School debt	\$678,000.00
Self-liquidating debt
Other capital debt	342,750.00
	<hr/>
	\$1,020,750.00
	<hr/>
Per Cent	1.07
Per Capita	\$119.53
	<hr/>
	Issued and Outstanding
School debt	\$678,000.00
Self-liquidating debt
Other capital debt	305,000.00
	<hr/>
	\$983,000.00
	<hr/>
Equalized Valuation Basis \$95,255,955.00	
CURRENT FINANCES DECEMBER 31, 1967	
Cash	\$226,901.88
Taxes receivable	413,894.18
Tax title liens	86.80
Foreclosed property	14,260.00
Other receivables	1,438.06
Emergencies and deferred charges
State road aid receivable	20,455.53
	<hr/>
	\$677,036.45
Cash liabilities	\$137,964.45
Reserves for receivables	429,679.04
Surplus revenue	109,392.96
	<hr/>
	\$677,036.45

WOODSTOWN BOROUGH—SALEM COUNTY

Population U. S. Census, 1960—2,942
Estimated Population, 1967—3,410

Land Area 1.48 sq. ml.

Net Valuation Taxable \$4,137,444
Equalized Valuation \$13,740,783

EXPENDITURES FOR 1967

General Government	
Administrative and executive	\$25,250.00
Assessment and collection of taxes ..	6,200.00
Financial administration
Public Safety	
Fire protection	5,100.00
Police protection	41,125.00
Other protection	600.00
Civil defense and disaster control ..	200.00
Streets and Roads	
Repairs and maintenance	13,250.00
Street lighting	8,200.00
Sanitation	
Street cleaning
Garbage and trash removal	15,850.00
Sanitary sewers
Health and Welfare	
Health services	3,025.00
Welfare—public assistance	1,300.00
Hospitals	400.00
Recreation	
Benches and boardwalks
Parks and playgrounds	450.00
Other recreational services
Education (excl. school districts)	
Libraries	1,000.00
Other educational services	450.00
Statutory Expenditures	5,084.86
Unclassified Purposes	100.00
Total Municipal Functions	<u>\$127,584.86</u>
Per Capita—Municipal Functions ..	<u>\$37.41</u>
Capital Improvements	20,000.00
Debt Service
Principal payments
Interest payments
Per Capita—Debt Service
Deferred Charges	5,201.00
Total Municipal Expenditures	<u>\$152,785.86</u>
Required Payments for Local School, County, and Special District Taxes	298,867.34
TOTAL EXPENDITURES	<u>\$451,653.20</u>
Reserve for Uncollected Taxes...	\$36,250.00
GRAND TOTAL	<u>\$487,903.20</u>

REVENUES REALIZED IN 1967

Surplus revenue appropriated	\$32,798.86
Miscellaneous revenues realized ..	43,792.44
State aid revenues realized	16,606.20
Delinquent tax and lien collections ..	13,802.13
Current tax collections	374,940.51
Emergency borrowings
TOTAL REVENUES	<u>\$481,940.14</u>

CAPITAL OUTLAY (BY ORDINANCE) 1967

Beaches and boardwalks
Buildings and equipment
Parks and playgrounds
Sanitary sewers
Streets and roads
Water supply
Other purposes
	<u>.....</u>

TAXES

Local school taxes	\$206,929.29
County taxes	91,938.05
Special district taxes
	<u>\$298,867.34</u>
Local purpose taxes	92,500.00
Veteran and senior citizen tax ...	16,860.00
Total tax levy (for rate purposes)	<u>\$408,227.34</u>
Per Capita Total Tax Levy ...	<u>\$119.71</u>
General tax rate	9.76
Adjusted business personality tax rate
Adjusted general tax rate
Current Taxes	
1967 taxes levied (total)	\$392,254.17
Collected in 1967	374,940.51
Per cent of levy col-lected	95.58
Transferred to liens	2,314.00
Adjustments
Balance December 31, 1967	<u>\$14,999.66</u>
All Prior Years Taxes Outstanding	
Balance January 1, 1967	\$12,806.03
Collected in 1967	12,144.32
Adjustments	-42.60
Balance December 31, 1967	<u>\$619.11</u>
Tax Title Liens Outstanding	
Balance January 1, 1967	\$5,822.62
Redeemed by cash	1,657.81
Adjustments	+2,314.00
Balance December 31, 1967	<u>\$6,478.91</u>
Property Acquired by Deed or Foreclosure	
Balance January 1, 1967
Sale for cash
Adjustments
Balance December 31, 1967

CAPITAL DEBT, DECEMBER 31, 1967

Authorized—Issued and Unissued

	Gross Debt	Net Debt
School debt	\$405,585.00
Self-liquidating debt
Other capital debt
	<u>\$405,585.00</u>
Per Cent	3.24
Per Capita	<u>\$118.94</u>

Issued and Outstanding

School debt	\$405,585.00
Self-liquidating debt
Other capital debt
	<u>\$405,585.00</u>

Equalized Valuation Basis \$12,483,649.00

CURRENT FINANCES DECEMBER 31, 1967

Cash	\$135,385.71
Taxes receivable	15,618.77
Tax title liens	6,478.81
Foreclosed property
Other receivables	17.88
Emergencies and deferred charges
State road aid receivable	<u>10,573.95</u>
	<u>\$168,075.12</u>
Cash liabilities	\$15,024.29
Reserves for receivables	22,115.46
Surplus revenue	130,935.37
	<u>\$168,075.12</u>

WOOLWICH TOWNSHIP—GLOUCESTER COUNTY

Population U. S. Census, 1960—1,235
Estimated Population, 1967—1,280

Land Area 21.45 sq. mi.

Net Valuation Taxable \$2,583,237
Equalized Valuation \$13,553,600

EXPENDITURES FOR 1967

General Government	
Administrative and executive	\$10,058.64
Assessment and collection of taxes	6,260.00
Financial administration	2,250.00
Public Safety	
Fire protection	4,000.00
Police protection	10,500.00
Other protection	450.00
Civil defense and disaster control	800.00
Streets and Roads	
Repairs and maintenance	18,200.00
Street lighting	1,000.00
Sanitation	
Street cleaning
Garbage and trash removal	2,000.00
Sanitary sewers
Health and Welfare	
Health services	875.00
Welfare—public assistance	1,125.00
Hospitals
Recreation	
Benches and boardwalks
Parks and playgrounds
Other recreational services
Education (excl. school districts)	
Libraries
Other educational services
Statutory Expenditures	2,991.36
Unclassified Purposes	1,000.00
Total Municipal Functions	\$61,510.00

Per Capita—Municipal Functions	\$48.05
Capital Improvements	7,200.00
Debt Service	
Principal payments
Interest payments
Per Capita—Debt Service	
Deferred Charges
Total Municipal Expenditures	\$68,710.00
Required Payments for Local School, County, and Special District Taxes	
.....	245,743.37
TOTAL EXPENDITURES	\$314,453.37
Reserve for Uncollected Taxes...	\$17,280.00
GRAND TOTAL	\$331,733.37

REVENUES REALIZED IN 1967

Surplus revenue appropriated	\$59,542.00
Miscellaneous revenues realized	35,586.37
State aid revenues realized	15,748.00
Delinquent tax and lien collections	10,683.33
Current tax collections	242,496.77
Emergency borrowings
TOTAL REVENUES	\$364,056.47

CAPITAL OUTLAY (BY ORDINANCE) 1967

Beaches and boardwalks
Buildings and equipment
Parks and playgrounds
Sanitary sewers
Streets and roads
Water supply
Other purposes

TAXES

Local school taxes	\$186,990.10
County taxes	58,753.27
Special district taxes
.....	\$245,743.37
Local purpose taxes
Veteran and senior citizen tax	3,600.00
Total tax levy (for rate purposes)	\$249,343.37
Per Capita Total Tax Levy	
General tax rate
Adjusted business personalty tax rate	12.84
Adjusted general tax rate	9.20
Current Taxes	
1967 taxes levied (total)	\$251,699.27
Collected in 1967	242,496.77
Per cent of levy collected	96.34
Transferred to liens	278.00
Adjustments
Balance December 31, 1967	\$8,924.50
All Prior Years Taxes Outstanding	
Balance January 1, 1967	\$12,515.68
Collected in 1967	10,383.33
Adjustments	—1,968.72
Balance December 31, 1967	\$163.63
Tax Title Liens Outstanding	
Balance January 1, 1967	\$595.95
Redeemed by cash	300.00
Adjustments	+278.00
Balance December 31, 1967	\$573.95

Property Acquired by Deed or Foreclosure	
Balance January 1, 1967
Sale for cash
Adjustments
Balance December 31, 1967

CAPITAL DEBT, DECEMBER 31, 1967

Authorized—Issued and Unissued

	Gross Debt	Net Debt
School debt	\$402,704.00
Self-liquidating debt
Other capital debt
.....	\$402,704.00
Per Cent	3.83
Per Capita	\$314.61

Issued and Outstanding

School debt	\$402,704.00
Self-liquidating debt
Other capital debt
.....	\$402,704.00

Equalized Valuation Basis \$10,514,336.00

CURRENT FINANCES DECEMBER 31, 1967

Cash	\$89,069.36
Taxes receivable	9,088.13
Tax title liens	573.95
Foreclosed property
Other receivables	274.72
Emergencies and deferred charges
State road aid receivable	6,277.00
.....	\$105,283.16
Cash liabilities	\$17,626.95
Reserves for receivables	9,936.80
Surplus revenue	77,719.41
.....	\$105,283.16

WRIGHTSTOWN BOROUGH—BURLINGTON COUNTY

Population U. S. Census, 1960—4,846
Estimated Population, 1967—5,510

Land Area 0.60 sq. mi.

Net Valuation Taxable \$5,834,187
Equalized Valuation \$6,177,490

EXPENDITURES FOR 1967

General Government		
Administrative and executive	\$8,300.00	
Assessment and collection of taxes	1,951.05	
Financial administration	1,810.00	
Public Safety		
Fire protection	4,000.00	
Police protection	14,279.75	
Other protection	250.00	
Civil defense and disaster control	50.00	
Streets and Roads		
Repairs and maintenance	4,960.00	
Street lighting	2,075.00	
Sanitation		
Street cleaning	
Garbage and trash removal	7,200.00	
Sanitary sewers	
Health and Welfare		
Health services	550.00	
Welfare—public assistance	500.00	
Hospitals	
Recreation		
Beaches and boardwalks	
Parks and playgrounds	
Other recreational services	
Education (excl. school districts)		
Libraries	
Other educational services	100.00	
Statutory Expenditures	700.00	
Unclassified Purposes	3,000.00	
Total Municipal Functions	\$49,725.80	
Per Capita—Municipal Functions	\$9.02	
Capital Improvements	11,220.00	
Debt Service		
Principal payments	\$22,500.00	23,062.50
Interest payments	562.50	
Per Capita—Debt Service	\$4.19	
Deferred Charges	26,575.74	
Total Municipal Expenditures	\$110,584.04	
Required Payments for Local School, County, and Special District Taxes		
		73,386.83
TOTAL EXPENDITURES	\$183,970.87	
Reserve for Uncollected Taxes...	\$8,112.00	
GRAND TOTAL	\$192,082.87	

REVENUES REALIZED IN 1967

Surplus revenue appropriated	\$47,000.00
Miscellaneous revenues realized ..	40,278.18
State aid revenues realized	7,812.00
Delinquent tax and lien collections ..	4,642.66
Current tax collections	90,482.61
Emergency borrowings
TOTAL REVENUES	\$190,215.45

CAPITAL OUTLAY (BY ORDINANCE) 1967

Beaches and boardwalks
Buildings and equipment
Parks and playgrounds
Sanitary sewers
Streets and roads
Water supply
Other purposes

TAXES

Local school taxes	\$43,410.96
County taxes	29,975.87
Special district taxes
	\$73,386.83
Local purpose taxes	27,400.00
Veteran and senior citizen tax ...	1,990.00
Total tax levy (for rate purposes)	\$102,776.83
Per Capita Total Tax Levy	\$18.65
General tax rate
Adjusted business personalty tax rate	2.17
Adjusted general tax rate	1.61

Current Taxes

1967 taxes levied (total)	\$101,234.97
Collected in 1967	90,482.61
Per cent of levy collected	89.37
Transferred to liens	32.20
Adjustments	88.55
Balance December 31, 1967	\$10,631.61

All Prior Years Taxes Outstanding

Balance January 1, 1967	\$7,746.18
Collected in 1967	4,642.66
Adjustments	—123.08
Balance December 31, 1967	\$2,980.44

Tax Title Liens Outstanding

Balance January 1, 1967
Redeemed by cash
Adjustments	+\$264.44
Balance December 31, 1967	\$264.44

Property Acquired by Deed or Foreclosure

Balance January 1, 1967
Sale for cash
Adjustments
Balance December 31, 1967

CAPITAL DEBT, DECEMBER 31, 1967

Authorized—Issued and Unissued

	Gross Debt	Net Debt
School debt
Self liquidating debt
Other capital debt

Per Cent
Per Capita

Issued and Outstanding

School debt
Self liquidating debt
Other capital debt

Equalized Valuation Basis \$5,334,891.00

CURRENT FINANCES DECEMBER 31, 1967

Cash	\$78,372.68
Taxes receivable	13,612.05
Tax title liens	264.44
Foreclosed property
Other receivables	466.61
Emergencies and deferred charges ..	858.33
State road aid receivable	20,138.00
	\$113,712.11
Cash liabilities	\$65,252.01
Reserves for receivables	14,343.10
Surplus revenue	34,117.00
	\$113,712.11

WYCKOFF TOWNSHIP—BERGEN COUNTY

Population U. S. Census, 1960—11,205
Estimated Population, 1967—14,690

Land Area 7.51 sq. mi.

Net Valuation Taxable \$123,814,282
Equalized Valuation \$140,608,407

EXPENDITURES FOR 1967

General Government	
Administrative and executive	\$133,290.00
Assessment and collection of taxes	41,955.00
Financial administration	11,850.00
Public Safety	
Fire protection	33,745.00
Police protection	179,296.00
Other protection	7,100.00
Civil defense and disaster control	700.00
Streets and Roads	
Repairs and maintenance	129,500.00
Street lighting	33,000.00
Sanitation	
Street cleaning
Garbage and trash removal
Sanitary sewers
Health and Welfare	
Health services	15,000.00
Welfare—public assistance	460.00
Hospitals
Recreation	
Beaches and boardwalks
Parks and playgrounds
Other recreational services	11,190.00
Education (excl. school districts)	
Libraries	27,500.00
Other educational services	1,000.00
Statutory Expenditures	37,837.00
Unclassified Purposes	4,000.00
Total Municipal Functions	\$667,423.00
Per Capita—Municipal Functions	\$45.43
Capital Improvements	288,800.00
Debt Service	50,300.00
Principal payments .. \$50,000.00	
Interest payments .. 300.00	
Per Capita—Debt Service	\$3.42
Deferred Charges
Total Municipal Expenditures	\$1,006,523.00
Required Payments for Local School, County, and Special District Taxes	3,304,780.55
TOTAL EXPENDITURES	\$4,311,303.55
Reserve for Uncollected Taxes...	\$313,137.00
GRAND TOTAL	\$4,624,440.55

REVENUES REALIZED IN 1967

Surplus revenue appropriated	\$350,000.00
Miscellaneous revenues realized ..	346,064.15
State aid revenues realized ..	5,108.00
Delinquent tax and lien collections ..	73,803.64
Current tax collections	3,919,479.43
Emergency borrowings
TOTAL REVENUES	\$4,694,455.22

CAPITAL OUTLAY (BY ORDINANCE) 1967

Beaches and boardwalks
Buildings and equipment	\$179,185.60
Parks and playgrounds	18,785.85
Sanitary sewers
Streets and roads	57,825.04
Water supply
Other purposes	13,035.78
	\$268,832.27

TAXES

Local school taxes	\$2,830,555.48
County taxes	474,225.07
Special district taxes
	\$3,304,780.55
Local purpose taxes	604,702.00
Veteran and senior citizen tax ...	100,670.00
Total tax levy (for rate purposes)	\$4,010,152.55
Per Capita Total Tax Levy ...	\$272.90
General tax rate
Adjusted business personalty tax rate	5.28
Adjusted general tax rate	3.21
Current Taxes	
1967 taxes levied (total)	\$3,988,961.25
Collected in 1967	3,919,479.43
Per cent of levy collected	98.25
Transferred to liens	1,033.61
Adjustments	1,863.22
Balance December 31, 1967	\$66,584.99
All Prior Years Taxes Outstanding	
Balance January 1, 1967	\$72,628.55
Collected in 1967	72,778.77
Adjustments	+167.81
Balance December 31, 1967	\$17.59
Tax Title Liens Outstanding	
Balance January 1, 1967	\$1,920.73
Redeemed by cash	1,024.87
Adjustments	+1,178.21
Balance December 31, 1967	\$2,074.07

Property Acquired by Deed or Foreclosure	
Balance January 1, 1967	\$5,830.00
Sale for cash
Adjustments
Balance December 31, 1967	\$5,830.00

CAPITAL DEBT, DECEMBER 31, 1967

Authorized—Issued and Unissued

	Gross Debt	Net Debt
School debt	\$5,750,973.00
Self-liquidating debt
Other capital debt ..	32,945.00	\$32,945.00
	\$5,783,918.00	\$32,945.00
Per Cent	4.34	0.02
Per Capita	\$393.73	\$2.24

Issued and Outstanding

School debt	\$5,172,745.00
Self-liquidating debt
Other capital debt
	\$5,172,745.00

Equalized Valuation Basis \$133,034,825.00

CURRENT FINANCES DECEMBER 31, 1967

Cash	\$825,879.84
Taxes receivable	66,602.58
Tax title liens	2,074.07
Foreclosed property	5,830.00
Other receivables	990.98
Emergencies and deferred charges
State road aid receivable
	\$901,377.47
Cash liabilities	\$92,716.79
Reserves for receivables	75,497.63
Surplus revenue	733,163.05
	\$901,377.47

TABLE 15 STATE SUMMARY—ALL MUNICIPALITIES

(This is a summary of pages 1 to 567 inclusive)

Population U. S. Census, 1960—6,066,782 Land Area 7,509 sq. mi. Net Valuation Taxable \$29,751,794,393
Estimated Population, 1967—7,078,400 Equalized Valuation \$45,106,331,284

EXPENDITURES FOR 1967		TAXES	
General Government		Local school taxes	
Administrative and executive	\$72,636,323.92	County taxes	\$742,918,941.75
Assessment and collection of taxes ..	16,901,830.08	Special district taxes	263,265,360.11
Financial administration	6,630,404.88		4,806,996.48
Public Safety			\$1,010,991,298.34
Fire protection	67,498,175.17	Local purpose taxes	407,647,468.40
Police protection	132,153,340.87	Veteran and senior citizen tax ...	33,729,794.34
Other protection	7,066,612.68	Total tax levy (for rate purposes)	\$1,452,368,561.08
Civil defense and disaster control ..	1,280,175.19		
Streets and Roads		Per Capita Total Tax Levy ...	
Repairs and maintenance	63,523,662.53	General tax rate	\$205.18
Street lighting	15,468,936.83	Adjusted business personality tax rate	
Sanitation		Adjusted general tax rate	
Street cleaning	8,892,651.69	Current Taxes	
Garbage and trash removal	29,086,446.55	1967 taxes levied (total)	\$1,435,708,257.51
Sanitary sewers	19,570,517.50	Collected in 1967	1,349,799,399.32
Health and Welfare		Per cent of levy collected	94.01
Health services	16,873,851.01	Transferred to liens	2,858,517.56
Welfare—public assistance	12,361,079.55	Adjustments	9,665,092.33
Hospitals	21,652,276.48	Balance December 31, 1967	\$73,385,248.30
Recreation		All Prior Years Taxes Outstanding	
Beaches and boardwalks	2,983,562.78	Balance January 1, 1967	\$86,623,642.43
Parks and playgrounds	12,363,171.49	Collected in 1967	49,470,079.19
Other recreational services	6,673,000.34	Adjustments	5,816,215.96
Education (excl. school districts)		Balance December 31, 1967	\$31,337,347.28
Libraries	18,179,347.14	Tax Title Liens Outstanding	
Other educational services	1,790,258.36	Balance January 1, 1967	\$20,529,774.63
Statutory Expenditures		Redeemed by cash	3,742,189.51
	46,225,240.99	Adjustments	+4,121,173.65
Unclassified Purposes		Balance December 31, 1967	\$20,908,758.77
	2,628,822.91	Property Acquired by Deed or Foreclosure	
Total Municipal Functions	\$582,439,688.94	Balance January 1, 1967	\$61,421,499.89
Per Capita—Municipal Functions		Sale for cash	9,887,882.48
	\$82.20	Adjustments	+9,982,812.53
Capital Improvements		Balance December 31, 1967	\$60,516,429.94
	38,946,117.77	CAPITAL DEBT, DECEMBER 31, 1967	
Debt Service		Authorized—Issued and Unissued	
Principal payments	\$37,540,714.28		
Interest payments	20,754,805.74		
Per Capita—Debt Service			
	\$8.24		
Deferred Charges			
	21,311,156.14		
Total Municipal Expenditures	\$700,992,482.87		
Required Payments for Local School, County, and Special District Taxes			
	990,402,924.07		
TOTAL EXPENDITURES			
	\$1,691,395,406.94		
Reserve for Uncollected Taxes			
	\$107,265,254.54		
GRAND TOTAL			
	\$1,798,660,661.48		
REVENUES REALIZED IN 1967			
Surplus revenue appropriated	\$100,069,623.92		
Miscellaneous revenues realized ..	234,229,060.54		
State aid revenues realized	38,953,551.57		
Delinquent tax and lien collections ..	53,212,268.70		
Current tax collections	1,349,799,399.32		
Emergency borrowings			
TOTAL REVENUES			
	\$1,776,263,904.05		
CAPITAL OUTLAY (BY ORDINANCE) 1967			
Beaches and boardwalks	\$1,577,075.68		
Buildings and equipment	\$39,631,319.62		
Parks and playgrounds	6,635,650.57		
Sanitary sewers	23,039,638.03		
Streets and roads	15,510,563.59		
Water supply	17,576,807.27		
Other purposes	28,206,922.01		
	\$132,177,976.77		

* Includes \$20,588,374.27 Chapter VI School Debt Service.

** Includes \$24,789,710.30 Chapter VI School Capital Outlay.

Population U. S. Census, 1960—160,880	Land Area 565.55 sq. mi.	Net Valuation Taxable \$507,025,505
Estimated Population, 1967—183,320		Equalized Valuation \$1,029,085,466

* Includes \$408,218.75 Chapter VI School Debt Service.
** Includes \$857,368.80 Chapter VI School Capital Outlay.

BERGEN COUNTY SUMMARY

Population U. S. Census, 1960—780,255 Land Area 235.08 sq. mi. Net Valuation Taxable \$6,438,334,014
 Estimated Population, 1967—901,550 Equalized Valuation \$7,323,171,739

EXPENDITURES FOR 1967

General Government	
Administrative and executive	\$8,797,632.24
Assessment and collection of taxes	2,319,639.12
Financial administration	626,880.82
Public Safety	
Fire protection	5,237,511.35
Police protection	16,362,308.49
Other protection	612,377.70
Civil defense and disaster control	206,237.41
Streets and Roads	
Repairs and maintenance	7,808,351.25
Street lighting	1,589,704.72
Sanitation	
Street cleaning	426,911.39
Garbage and trash removal	4,001,604.35
Sanitary sewers	4,209,154.82
Health and Welfare	
Health services	1,579,456.33
Welfare—public assistance	361,515.50
Hospitals	57,075.00
Recreation	
Beaches and boardwalks	1,589,100.04
Parks and playgrounds	911,499.28
Other recreational services	
Education (excl. school districts)	
Libraries	2,848,824.89
Other educational services	121,912.85
Statutory Expenditures	4,274,780.88
Unclassified Purposes	146,170.75
Total Municipal Functions	\$64,688,649.18

Per Capita—Municipal Functions	\$71.75
Capital Improvements	4,950,153.66
Debt Service	*5,176,438.25
Principal payments .. \$3,503,533.31	
Interest payments .. 1,672,904.94	
Per Capita—Debt Service	\$5.74
Deferred Charges	2,215,954.54
Total Municipal Expenditures	\$77,031,195.63

Required Payments for Local School, County, and Special District Taxes	138,191,387.09
---	----------------

TOTAL EXPENDITURES \$215,222,582.72

Reserve for Uncollected Taxes	\$9,014,587.80
GRAND TOTAL	\$224,237,170.52

REVENUES REALIZED IN 1967

Surplus revenue appropriated	\$12,436,745.81
Miscellaneous revenues realized ..	23,141,363.30
State aid revenues realized	1,751,767.92
Delinquent tax and lien collections ..	3,882,227.11
Current tax collections	184,195,570.73
Emergency borrowings	

TOTAL REVENUES \$225,407,674.87

CAPITAL OUTLAY (BY ORDINANCE) 1967

Beaches and boardwalks	
Buildings and equipment	**\$6,819,685.83
Parks and playgrounds	1,236,244.70
Sanitary sewers	3,246,454.06
Streets and roads	2,409,986.41
Water supply	1,112,616.17
Other purposes	1,793,173.60

\$16,618,160.77

TAXES

Local school taxes	\$114,534,002.72
County taxes	24,644,923.98
Special district taxes	
Local purpose taxes	\$139,178,926.70
Veteran and senior citizen tax	4,934,870.00
Total tax levy (for rate purposes)	\$192,008,679.97

Per Capita Total Tax Levy	\$212.08
General tax rate	
Adjusted business personalty tax rate	
Adjusted general tax rate	

Current Taxes

1967 taxes levied (total)	\$189,481,217.98
Collected in 1967	184,195,570.73
Per cent of levy collected	97.21
Transferred to liens	47,151.01
Adjustments	699,594.65
Balance December 31, 1967	\$4,538,901.59

All Prior Years Taxes Outstanding

Balance January 1, 1967	\$4,855,134.61
Collected in 1967	3,825,613.43
Adjustments	34,604.83
Balance December 31, 1967	\$994,916.35

Tax Title Liens Outstanding

Balance January 1, 1967	\$296,041.56
Redeemed by cash	56,613.68
Adjustments	+47,484.36
Balance December 31, 1967	\$286,912.24

Property Acquired by Deed or Foreclosure

Balance January 1, 1967	\$4,929,395.97
Sale for cash	899,042.04
Adjustments	+883,466.80
Balance December 31, 1967	\$4,913,820.82

CAPITAL DEBT, DECEMBER 31, 1967

Authorized—Issued and Unissued

	Gross Debt	Net Debt
School debt	\$173,808,587.00	\$5,880,224.00
Self-liquidating debt ..	19,257,691.00	818,309.00
Other capital debt	70,736,660.00	69,448,923.00
	\$263,802,938.00	\$76,147,456.00
Per Cent	3.81	1.10
Per Capita	\$292.61	\$84.46

Issued and Outstanding

School debt	\$151,472,482.00
Self-liquidating debt	14,887,897.00
Other capital debt	53,801,715.00
	\$220,162,094.00

Equalized Valuation Basis \$6,920,479,715.00

CURRENT FINANCES DECEMBER 31, 1967

Cash	\$35,364,443.27
Taxes receivable	5,533,817.94
Tax title liens	286,912.21
Foreclosed property	4,913,820.82
Other receivables	853,471.01
Emergencies and deferred charges ..	1,976,074.83
State road aid receivable	1,447,169.74
	\$50,375,709.87
Cash liabilities	\$16,021,593.41
Reserves for receivables	11,588,022.01
Surplus revenue	22,766,094.45
	\$50,375,709.87

* Includes \$987,539.61 Chapter VI School Debt Service.

** Includes \$2,845,345.82 Chapter VI School Capital Outlay.

TABLE 15C

BURLINGTON COUNTY SUMMARY

Population U. S. Census, 1960—224,499 Land Area 819.30 sq. mi. Net Valuation Taxable \$1,202,859,242
 Estimated Population, 1967—306,540 Equalized Valuation \$1,305,486,111

EXPENDITURES FOR 1967		TAXES	
General Government		Local school taxes	
Administrative and executive	\$1,932,971.97	County taxes	\$24,297,207.98
Assessment and collection of taxes	590,805.69	Special district taxes	6,294,514.65
Financial administration	213,269.45		154,075.00
Public Safety			\$30,745,797.63
Fire protection	455,667.84	Local purpose taxes	5,605,688.81
Police protection	2,790,419.34	Veteran and senior citizen tax ..	1,452,960.00
Other protection	130,539.00		
Civil defense and disaster control ..	54,931.13	Total tax levy (for rate purposes)	\$37,804,446.44
Streets and Roads		Per Capita Total Tax Levy ...	
Repairs and maintenance	2,055,371.08		\$123.33
Street lighting	502,675.83	General tax rate	
Sanitation		Adjusted business personalty tax rate	
Street cleaning	17,160.00	Adjusted general tax rate	
Garbage and trash removal	1,032,472.81	Current Taxes	
Sanitary sewers	171,665.83	1967 taxes levied (total)	\$37,061,513.08
Health and Welfare		Collected in 1967	34,503,673.17
Health services	174,811.71	Per cent of levy col-	
Welfare—public assistance	168,518.70	lected	93.09
Hospitals		Transferred to liens	78,864.13
Recreation		Adjustments	120,614.29
Beaches and boardwalks	740.00	Balance December 31, 1967	\$2,358,361.49
Parks and playgrounds	188,690.24	All Prior Years Taxes Outstanding	
Other recreational services	155,217.88	Balance January 1, 1967	\$2,173,777.35
Education (excl. school districts)		Collected in 1967	1,839,802.34
Libraries	235,666.00	Adjustments	34,937.37
Other educational services	31,575.00	Balance December 31, 1967	\$245,037.04
Mandatory Expenditures		Tax Title Liens Outstanding	
	526,918.20	Balance January 1, 1967	\$522,384.08
Unclassified Purposes		Redeemed by cash	69,337.07
	32,055.00	Adjustments	+87,120.13
Total Municipal Functions	\$11,462,142.70	Balance December 31, 1967	\$540,167.14
Per Capita—Municipal Functions		Property Acquired by Deed or Foreclosure	
	\$37.39	Balance January 1, 1967	\$202,683.29
Capital Improvements		Sale for cash	52,523.52
	1,768,928.34	Adjustments	+52,655.00
Debt Service		Balance December 31, 1967	\$202,814.77
	\$999,342.41	CAPITAL DEBT, DECEMBER 31, 1967	
Principal payments	\$667,041.00	Authorized—Issued and Unissued	
Interest payments	332,301.41	Gross Debt	
Per Capita—Debt Service		Net Debt	
	\$3.26	School debt	\$56,167,451.00
Deferred Charges		Self-liquidating debt ..	10,015,182.00
	1,104,155.19	Other capital debt ...	5,063,197.00
Total Municipal Expenditures	\$15,334,568.64		\$71,245,830.00
Required Payments for Local School, County, and Special District Taxes			\$17,884,004.00
	30,269,699.13	Per Cent	6.11
TOTAL EXPENDITURES	\$45,604,267.77	Per Capita	\$232.42
Reserve for Uncollected Taxes...			\$58.34
	\$2,864,976.21	Issued and Outstanding	
GRAND TOTAL	\$48,469,243.98	School debt	\$43,235,415.00
REVENUES REALIZED IN 1967		Self-liquidating debt	8,622,371.00
Surplus revenue appropriated	\$2,968,354.42	Other capital debt	4,280,848.00
Miscellaneous revenues realized ..	7,475,178.71		\$56,138,634.00
State aid revenues realized	1,099,960.74	Equalized Valuation Basis \$1,165,835,205.00	
Delinquent tax and lien collections ..	1,963,139.41	CURRENT FINANCES DECEMBER 31, 1967	
Current tax collections	34,503,673.17	Cash	\$16,020,209.27
Emergency borrowings		Taxes receivable	2,603,398.53
TOTAL REVENUES	\$48,010,306.45	Tax title liens	540,167.14
CAPITAL OUTLAY (BY ORDINANCE) 1967		Foreclosed property	202,814.77
Beaches and boardwalks	**\$2,071,735.56	Other receivables	292,781.45
Buildings and equipment	69,145.67	Emergencies and deferred charges ..	590,587.36
Parks and playgrounds	869,620.18	State road aid receivable	862,684.55
Sanitary sewers	360,651.85		\$21,112,643.07
Streets and roads	461,926.08	Cash liabilities	\$11,814,892.99
Water supply	113,606.58	Reserves for receivables	3,639,162.89
Other purposes		Surplus revenue	5,658,588.19
	\$3,946,685.92		\$21,112,643.07

* Includes \$476,098.50 Chapter VI School Debt Service.
 ** Includes \$954,860.00 Chapter VI School Capital Outlay.

TABLE 15D

CAMDEN COUNTY SUMMARY

Population U. S. Census, 1960—392,035 Land Area 222.13 sq. mi. Net Valuation Taxable \$942,221,600
 Estimated Population, 1967—460,490 Equalized Valuation \$1,972,351,747

EXPENDITURES FOR 1967	
General Government	
Administrative and executive	\$3,569,864.90
Assessment and collection of taxes	767,921.90
Financial administration	338,742.58
Public Safety	
Fire protection	2,552,025.97
Police protection	6,461,049.41
Other protection	268,148.71
Civil defense and disaster control	68,555.44
Streets and Roads	
Repairs and maintenance	2,724,810.78
Street lighting	927,265.23
Sanitation	
Street cleaning	463,100.00
Garbage and trash removal	1,582,342.98
Sanitary sewers	185,919.14
Health and Welfare	
Health services	648,304.49
Welfare—public assistance	426,226.14
Hospitals	126,950.00
Recreation	
Beaches and boardwalks	
Parks and playgrounds	581,673.00
Other recreational services	122,039.18
Education (excl. school districts)	
Libraries	698,980.84
Other educational services	72,974.41
Statutory Expenditures	
	1,850,999.06
Unclassified Purposes	
	525,056.45
Total Municipal Functions	\$24,962,960.61
Per Capita—Municipal Functions	
	\$54.19
Capital Improvements	
	1,835,938.83
Debt Service	
	*1,863,541.50
Principal payments .. \$1,402,840.00	
Interest payments .. 460,701.50	
Per Capita—Debt Service	
	\$4.05
Deferred Charges	
	1,780,907.42
Total Municipal Expenditures	\$30,443,348.36
Required Payments for Local School, County, and Special District Taxes	
	48,654,093.88
TOTAL EXPENDITURES	\$79,097,442.24
Reserve for Uncollected Taxes...	
	\$4,437,280.10
GRAND TOTAL	\$83,534,722.34

REVENUES REALIZED IN 1967	
Surplus revenue appropriated	\$4,269,390.52
Miscellaneous revenues realized	13,040,654.28
State aid revenues realized	1,354,361.17
Delinquent tax and lien collections ..	2,615,490.81
Current tax collections	62,466,709.13
Emergency borrowings	
TOTAL REVENUES	\$83,746,605.91

CAPITAL OUTLAY (BY ORDINANCE) 1967	
Beaches and boardwalks	
Buildings and equipment	\$449,523.31
Parks and playgrounds	8,120.40
Sanitary sewers	1,220,582.62
Streets and roads	278,624.89
Water supply	662,046.44
Other purposes	1,387,815.57
	\$4,006,713.23

* Includes \$16,232.50 Chapter VI School Debt Service.

TAXES	
Local school taxes	\$32,688,683.08
County taxes	15,435,141.97
Special district taxes	546,501.33
	\$48,670,326.38
Local purpose taxes	16,846,881.90
Veteran and senior citizen tax ...	2,423,807.34
Total tax levy (for rate purposes)	\$67,941,015.62
Per Capita Total Tax Levy ...	
	\$147.54
Current Taxes	
1967 taxes levied (total)	\$66,550,674.02
Collected in 1967	62,466,709.13
Per cent of levy col- lected	93.86
Transferred to liens	151,310.99
Adjustments	177,471.98
Balance December 31, 1967	\$3,755,181.92
All Prior Years Taxes Outstanding	
Balance January 1, 1967	\$4,185,607.13
Collected in 1967	2,358,540.18
Adjustments	—188,643.67
Balance December 31, 1967	\$1,638,423.28
Tax Title Liens Outstanding	
Balance January 1, 1967	\$981,625.18
Redeemed by cash	256,950.63
Adjustments	+271,955.56
Balance December 31, 1967	\$996,630.11
Property Acquired by Deed or Foreclosure	
Balance January 1, 1967	\$2,770,889.25
Sale for cash	237,557.78
Adjustments	85,823.44
Balance December 31, 1967	\$2,619,154.91

CAPITAL DEBT, DECEMBER 31, 1967		
Authorized—Issued and Unissued		
	Gross Debt	Net Debt
School debt	\$83,519,000.00	\$17,006,827.00
Self-liquidating debt ..	27,781,447.00	490,915.00
Other capital debt ...	14,491,153.00	12,776,416.00
	\$125,791,600.00	\$30,274,158.00
Per Cent	7.04	1.70
Per Capita	\$273.17	\$65.74
Issued and Outstanding		
School debt	\$59,977,776.00	
Self-liquidating debt	27,544,060.00	
Other capital debt	12,910,939.00	
	\$100,432,775.00	

Equalized Valuation Basis \$1,785,874,006.00	
CURRENT FINANCES DECEMBER 31, 1967	
Cash	\$12,512,749.17
Taxes receivable	5,393,605.20
Tax title liens	996,630.11
Foreclosed property	2,619,154.91
Other receivables	825,283.07
Emergencies and deferred charges ..	335,447.88
State road aid receivable	1,072,972.63
	\$23,755,842.97
Cash liabilities	\$6,283,239.23
Reserves for receivables	9,834,673.29
Surplus revenue	7,637,930.45
	\$23,755,842.97

TABLE 15E

CAPE MAY COUNTY SUMMARY

Population U. S. Census, 1960—48,555
Estimated Population, 1967—54,000

Land Area 265.0 sq. ml.

Net Valuation Taxable \$623,037,645
Equalized Valuation \$689,648,621

EXPENDITURES FOR 1967

General Government	
Administrative and executive	\$1,863,992.08
Assessment and collection of taxes ..	437,335.63
Financial administration	130,116.94
Public Safety	
Fire protection	713,926.96
Police protection	1,616,483.17
Other protection	56,267.83
Civil defense and disaster control ..	29,232.42
Streets and Roads	
Repairs and maintenance	1,333,656.88
Street lighting	352,518.16
Sanitation	
Street cleaning	56,632.30
Garbage and trash removal	691,857.04
Sanitary sewers	285,097.71
Health and Welfare	
Health services	117,027.60
Welfare—public assistance	31,539.17
Hospitals	3,200.00
Recreation	
Beaches and boardwalks	796,265.92
Parks and playgrounds	108,808.28
Other recreational services	214,823.15
Education (excl. school districts)	
Libraries	71,651.87
Other educational services	12,693.38
Statutory Expenditures	515,461.94
Unclassified Purposes	23,011.85
Total Municipal Functions	\$9,461,600.28

Per Capita—Municipal Functions	\$175.21
Capital Improvements	1,851,991.88
Debt Service	*1,220,695.99
Principal payments	\$729,870.53
Interest payments ..	490,825.46
Per Capita—Debt Service	\$22.61
Deferred Charges	914,764.93

Total Municipal Expenditures	\$13,449,053.08
Required Payments for Local School, County, and Special District Taxes	
.....	7,946,217.48

TOTAL EXPENDITURES \$21,395,270.56

Reserve for Uncollected Taxes... \$1,447,838.76

GRAND TOTAL \$22,843,109.32

REVENUES REALIZED IN 1967

Surplus revenue appropriated	\$1,848,914.65
Miscellaneous revenues realized ..	4,943,970.84
State aid revenues realized	479,602.53
Delinquent tax and lien collections ..	1,009,327.70
Current tax collections	14,006,181.46
Emergency borrowings

TOTAL REVENUES \$22,287,997.18

CAPITAL OUTLAY (BY ORDINANCE) 1967

Beaches and boardwalks	\$977,074.08
Buildings and equipment	341,298.08
Parks and playgrounds	1,460.34
Sanitary sewers	184,668.18
Streets and roads	220,734.34
Water supply	271,083.65
Other purposes	1,005,521.80

\$3,001,840.47

TAXES

Local school taxes	\$4,914,219.69
County taxes	3,193,967.19
Special district taxes	131,146.60
Local purpose taxes	\$8,239,333.48
Veteran and senior citizen tax ...	6,845,474.19
.....	489,820.00
Total tax levy (for rate purposes) ..	\$15,574,627.67

Per Capita Total Tax Levy ... \$288.42

General tax rate
Adjusted business personalty tax rate
Adjusted general tax rate

Current Taxes

1967 taxes levied (total)	\$15,376,171.06
Collected in 1967	14,006,181.46
Per cent of levy collected	91.10
Transferred to liens	59,221.97
Adjustments	122,768.72
Balance December 31, 1967	\$1,187,998.91

All Prior Years Taxes Outstanding

Balance January 1, 1967	\$1,095,609.35
Collected in 1967	944,860.81
Adjustments	—14,292.50
Balance December 31, 1967	\$136,456.04

Tax Title Liens Outstanding

Balance January 1, 1967	\$467,929.77
Redeemed by cash	64,466.89
Adjustments	+36,280.78
Balance December 31, 1967	\$439,743.66

Property Acquired by Deed or Foreclosure

Balance January 1, 1967	\$1,306,844.94
Sale for cash	959,892.34
Adjustments	+844,641.25
Balance December 31, 1967	\$1,191,593.85

CAPITAL DEBT, DECEMBER 31, 1967

Authorized—Issued and Unissued

	Gross Debt	Net Debt
School debt	\$9,676,000.00	\$266,533.00
Self-liquidating debt ..	3,627,800.00	699,300.00
Other capital debt	13,235,950.00	12,829,419.00
	\$26,539,750.00	\$13,795,252.00
Per Cent	4.15	2.15
Per Capita	\$491.48	\$255.47

Issued and Outstanding

School debt	\$8,930,500.00
Self-liquidating debt	2,897,500.00
Other capital debt	10,267,563.00
	\$22,095,563.00

Equalized Valuation Basis \$639,268,867.00

CURRENT FINANCES DECEMBER 31, 1967

Cash	\$6,169,328.37
Taxes receivable	1,324,454.95
Tax title liens	439,743.66
Foreclosed property	1,191,593.85
Other receivables	622,433.99
Emergencies and deferred charges ..	1,154,400.06
State road aid receivable	497,721.03
	\$11,399,675.91
Cash liabilities	\$3,830,053.16
Reserves for receivables	3,578,226.45
Surplus revenue	3,991,396.30
	\$11,399,675.91

* Includes \$293,116.00 Chapter VI School Debt Service.

CUMBERLAND COUNTY SUMMARY

Population U. S. Census, 1960—106,850 Land Area 502.4 sq. mi. Net Valuation Taxable \$202,642,038
 Estimated Population, 1967—125,350 Equalized Valuation \$515,867,314

EXPENDITURES FOR 1967

General Government	
Administrative and executive	\$808,409.50
Assessment and collection of taxes ..	278,595.45
Financial administration	101,810.93
Public Safety	
Fire protection	410,293.28
Police protection	1,125,444.04
Other protection	51,313.94
Civil defense and disaster control ..	15,039.87
Streets and Roads	
Repairs and maintenance	983,693.66
Street lighting	348,801.01
Sanitation	
Street cleaning	55,200.00
Garbage and trash removal	141,499.60
Sanitary sewers
Health and Welfare	
Health services	211,779.74
Welfare—public assistance	82,751.44
Hospitals	59,950.00
Recreation	
Benches and boardwalks
Parks and playgrounds	76,998.02
Other recreational services	168,579.00
Education (excl. school districts)	
Libraries	179,391.00
Other educational services	12,591.37
Statutory Expenditures	328,502.78
Unclassified Purposes	29,375.00
Total Municipal Functions	\$5,470,019.63
Per Capita—Municipal Functions ..	\$43.64
Capital Improvements	947,106.10
Debt Service	*989,151.33
Principal payments .. \$609,959.77	
Interest payments .. 379,191.56	
Per Capita—Debt Service	\$7.89
Deferred Charges	116,485.85
Total Municipal Expenditures	\$7,522,762.91
Required Payments for Local School, County, and Special District Taxes	11,760,849.55
TOTAL EXPENDITURES	\$19,283,612.46
Reserve for Uncollected Taxes...	\$1,458,338.06
GRAND TOTAL	\$20,741,950.52

REVENUES REALIZED IN 1967

Surplus revenue appropriated	\$798,037.47
Miscellaneous revenues realized ..	2,573,528.37
State aid revenues realized	844,658.85
Delinquent tax and lien collections ..	992,705.10
Current tax collections	15,011,700.25
Emergency borrowings

TOTAL REVENUES

\$20,220,630.04

CAPITAL OUTLAY (BY ORDINANCE) 1967

Benches and boardwalks
Buildings and equipment	**\$493,696.91
Parks and playgrounds	9,313.56
Sanitary sewers	52,753.62
Streets and roads	119,512.40
Water supply	533,644.19
Other purposes	1,012,142.85
Total	\$2,221,063.53

TAXES

Local school taxes	\$8,237,625.63
County taxes	4,138,425.47
Special district taxes	105,486.79
Total	\$12,481,537.89
Local purpose taxes	3,636,106.23
Veteran and senior citizen tax ...	587,225.00
Total tax levy (for rate purposes)	\$16,704,869.12

Per Capita Total Tax Levy ... **\$133.27**

General tax rate
Adjusted business personalty tax rate
Adjusted general tax rate

Current Taxes

1967 taxes levied (total)	\$16,315,568.60
Collected in 1967	15,011,700.25
Per cent of levy collected	92.00
Transferred to liens	53,825.32
Adjustments	82,775.25
Balance December 31, 1967	\$1,167,267.78

All Prior Years Taxes Outstanding

Balance January 1, 1967	\$1,230,712.67
Collected in 1967	924,336.23
Adjustments	54,255.80
Balance December 31, 1967	\$252,120.64

Tax Title Liens Outstanding

Balance January 1, 1967	\$256,262.01
Redeemed by cash	68,368.87
Adjustments	+57,958.73
Balance December 31, 1967	\$245,851.87

Property Acquired by Deed or Foreclosure

Balance January 1, 1967	\$239,490.00
Sale for cash	29,317.00
Adjustments	+39,145.48
Balance December 31, 1967	\$239,318.48

CAPITAL DEBT, DECEMBER 31, 1967

Authorized—Issued and Unissued

	Gross Debt	Net Debt
School debt	\$17,838,000.00	\$2,904,429.00
Self-liquidating debt ..	19,265,372.00	16,785.00
Other capital debt	3,297,289.00	3,186,901.00
	\$40,400,661.00	\$6,108,115.00
Per Cent	8.91	1.35
Per Capita	\$322.30	\$49.73

Issued and Outstanding

School debt	\$15,712,000.00
Self-liquidating debt	11,554,670.00
Other capital debt	2,897,630.00
Total	\$30,164,300.00

Equalized Valuation Basis \$453,088,004.00

CURRENT FINANCES DECEMBER 31, 1967

Cash	\$3,357,387.19
Taxes receivable	1,419,388.42
Tax title liens	245,851.87
Foreclosed property	239,318.48
Other receivables	61,290.97
Emergencies and deferred charges ..	292,993.52
State road aid receivable	476,398.63
Total	\$6,092,629.08
Cash liabilities
Reserves for receivables	\$1,830,580.38
Surplus revenue	1,965,849.74
Total	\$2,996,429.66
Net	\$6,092,629.08

* Includes \$720,088.34 Chapter VI School Debt Service.

** Includes \$251,184.97 Chapter VI School Capital Outlay.

ESSEX COUNTY SUMMARY

Population U. S. Census, 1960—923,545 Land Area 127.44 sq. mi. Net Valuation Taxable \$4,668,659,154
 Estimated Population, 1967—960,410 Equalized Valuation \$5,403,680,140

EXPENDITURES FOR 1967

General Government	
Administrative and executive	\$12,618,618.53
Assessment and collection of taxes	2,293,380.50
Financial administration	1,610,280.96
Public Safety	
Fire protection	18,094,324.31
Police protection	27,139,758.82
Other protection	1,468,562.29
Civil defense and disaster control	197,170.82
Streets and Roads	
Repairs and maintenance	7,209,952.23
Street lighting	2,489,731.89
Sanitation	
Street cleaning	4,897,190.97
Garbage and trash removal	2,746,779.30
Sanitary sewers	3,579,773.43
Health and Welfare	
Health services	4,871,831.32
Welfare—public assistance	4,983,547.83
Hospitals	11,921,715.52
Recreation	
Beaches and boardwalks	
Parks and playgrounds	2,093,428.30
Other recreational services	648,139.93
Education (excl. school districts)	
Libraries	4,923,677.21
Other educational services	922,140.33
Statutory Expenditures	
	10,926,767.24
Unclassified Purposes	
	290,353.07
Total Municipal Functions	
	\$125,927,124.80

Per Capita—Municipal Functions	\$131.12
Capital Improvements	3,710,081.18
Debt Service	*11,763,637.01
Principal payments .. \$7,591,379.73	
Interest payments .. 4,172,257.28	
Per Capita—Debt Service	\$12.24
Deferred Charges	4,529,528.72
Total Municipal Expenditures	
	\$145,930,371.71

Required Payments for Local School, County, and Special District Taxes	151,097,336.03
---	----------------

TOTAL EXPENDITURES \$297,027,707.74

Reserve for Uncollected Taxes...	\$22,988,697.40
---	-----------------

GRAND TOTAL \$320,016,405.14

REVENUES REALIZED IN 1967

Surplus revenue appropriated	\$12,280,377.16
Miscellaneous revenues realized	39,522,296.88
State aid revenues realized	5,673,257.97
Delinquent tax and lien collections ..	8,650,170.81
Current tax collections	244,543,989.13
Emergency borrowings	

TOTAL REVENUES \$310,670,091.95

CAPITAL OUTLAY (BY ORDINANCE) 1967

Beaches and boardwalks	
Buildings and equipment	**\$10,126,871.44
Parks and playgrounds	1,368,551.02
Sanitary sewers	1,622,231.34
Streets and roads	1,084,327.48
Water supply	2,468,118.53
Other purposes	5,378,291.06
Total	
	\$22,048,390.87

TAXES

Local school taxes	\$102,719,948.01
County taxes	54,712,621.53
Special district taxes	
	\$157,432,569.54
Local purpose taxes	105,296,246.73
Veteran and senior citizen tax ...	3,090,005.00
Total tax levy (for rate purposes)	
	\$265,818,821.27

Per Capita Total Tax Levy ... **\$276.78**

General tax rate	
Adjusted business personalty tax rate	
Adjusted general tax rate	

Current Taxes

1967 taxes levied (total)	\$264,417,028.95
Collected in 1967	244,543,989.13
Per cent of levy collected	92.48
Transferred to liens	131,338.61
Adjustments	4,492,372.00
Balance December 31, 1967	\$15,249,329.21

All Prior Years Taxes Outstanding

Balance January 1, 1967	\$14,832,426.83
Collected in 1967	7,881,247.21
Adjustments	—512,762.29
Balance December 31, 1967	\$6,438,417.33

Tax Title Liens Outstanding

Balance January 1, 1967	\$2,944,785.13
Redeemed by cash	768,923.60
Adjustments	+580,120.33
Balance December 31, 1967	\$2,755,981.86

Property Acquired by Deed or Foreclosure

Balance January 1, 1967	\$2,642,259.60
Sale for cash	3,137,799.47
Adjustments	+3,774,329.47
Balance December 31, 1967	\$6,278,789.60

CAPITAL DEBT, DECEMBER 31, 1967

Authorized—Issued and Unissued

	Gross Debt	Net Debt
School debt	\$141,743,448.00	\$2,716,864.00
Self-liquidating debt .. 23,565,132.00		2,460,882.00
Other capital debt .. 102,660,966.00		64,224,328.00
	\$267,969,546.00	\$69,402,074.00
Per Cent	5.35	1.39
Per Capita	\$279.02	\$72.26

Issued and Outstanding

School debt	\$121,373,587.00
Self-liquidating debt	22,322,597.00
Other capital debt	67,112,626.00
	\$210,808,810.00

Equalized Valuation Basis \$4,999,759,508.00

CURRENT FINANCES DECEMBER 31, 1967

Cash	\$45,415,734.05
Taxes receivable	21,687,746.54
Tax title liens	2,755,981.86
Foreclosed property	3,278,789.60
Other receivables	611,790.82
Emergencies and deferred charges ..	5,605,397.36
State road aid receivable	1,706,598.18
	\$80,962,038.41
Cash liabilities	\$22,925,567.81
Reserves for receivables	28,234,308.82
Surplus revenue	29,802,161.78
	\$80,962,038.41

* Includes \$6,335,233.51 Chapter VI School Debt Service.

** Includes \$7,051,350.00 Chapter VI School Capital Outlay.

GLOUCESTER COUNTY SUMMARY

Population U. S. Census, 1960—134,840 Land Area 328.63 sq. mi. Net Valuation Taxable \$226,811,940
 Estimated Population, 1967—163,160 Equalized Valuation \$822,367,986

EXPENDITURES FOR 1967

General Government	
Administrative and executive	\$936,738.80
Assessment and collection of taxes	344,460.45
Financial administration	114,327.58
Public Safety	
Fire protection	304,675.14
Police protection	1,555,254.32
Police protection	59,339.70
Civil defense and disaster control	24,415.57
Streets and Roads	
Repairs and maintenance	1,337,460.00
Street lighting	330,106.19
Sanitation	
Street cleaning	24,450.00
Garbage and trash removal	485,727.36
Sanitary sewers	151,740.00
Health and Welfare	
Health services	154,482.84
Welfare—public assistance	135,269.74
Hospitals	50.00
Recreation	
Beaches and boardwalks	127,300.15
Parks and playgrounds	10,000.00
Other recreational services	
Education (excl. school districts)	
Libraries	91,357.00
Other educational services	18,528.85
Statutory Expenditures	281,768.33
Unclassified Purposes	59,486.18
Total Municipal Functions	\$6,546,938.20
Per Capita—Municipal Functions	\$40.13
Capital Improvements	874,722.65
Debt Service	*193,431.95
Principal payments ..	\$139,779.95
Interest payments ..	53,652.00
Per Capita—Debt Service	\$1.19
Deferred Charges	235,004.06
Total Municipal Expenditures	\$7,850,096.86
Required Payments for Local School, County, and Special District Taxes	18,533,430.10
TOTAL EXPENDITURES	\$26,383,526.96
Reserve for Uncollected Taxes ..	\$1,635,432.30
GRAND TOTAL	\$28,018,959.26

REVENUES REALIZED IN 1967

Surplus revenue appropriated	\$1,711,406.87
Miscellaneous revenues realized ..	3,368,769.71
State aid revenues realized	619,262.72
Delinquent tax and lien collections ..	1,182,451.94
Current tax collections	20,721,071.64
Emergency borrowings	
TOTAL REVENUES	\$27,602,962.88

CAPITAL OUTLAY (BY ORDINANCE) 1967

Beaches and boardwalks	
Buildings and equipment	\$335,622.94
Parks and playgrounds	19,483.99
Sanitary sewers	58,587.21
Streets and roads	165,568.78
Water supply	930,449.67
Other purposes	60,956.65
	\$1,570,669.24

TAXES

Local school taxes	\$14,910,431.50
County taxes	3,551,589.10
Special district taxes	109,780.00
	\$18,571,800.60
Local purpose taxes	3,307,547.24
Veteran and senior citizen tax ..	954,305.00
Total tax levy (for rate purposes)	\$22,833,652.84
Per Capita Total Tax Levy ...	\$139.95
General tax rate	
Adjusted business personalty tax rate	
Adjusted general tax rate	
Current Taxes	
1967 taxes levied (total)	\$22,205,964.47
Collected in 1967	20,721,071.64
Per cent of levy collected	93.31
Transferred to liens	88,549.57
Adjustments	44,436.52
Balance December 31, 1967	\$1,351,906.74
All Prior Years Taxes Outstanding	
Balance January 1, 1967	\$1,341,559.09
Collected in 1967	1,083,784.20
Adjustments	25,793.87
Balance December 31, 1967	\$231,981.02
Tax Title Liens Outstanding	
Balance January 1, 1967	\$457,949.63
Redeemed by cash	98,667.74
Adjustments	+81,021.58
Balance December 31, 1967	\$440,303.47
Property Acquired by Deed or Foreclosure	
Balance January 1, 1967	\$543,013.77
Sale for cash	119,557.26
Adjustments	+66,716.14
Balance December 31, 1967	\$490,172.65

CAPITAL DEBT, DECEMBER 31, 1967

Authorized—Issued and Unissued

	Gross Debt	Net Debt
School debt	\$30,447,025.00	\$5,673,028.00
Self-liquidating debt ..	2,666,292.00	360,089.00
Other capital debt	1,391,115.00	1,378,206.00
	\$34,504,432.00	\$7,411,323.00
Per Cent	4.68	1.01
Per Capita	\$211.48	\$45.42

Issued and Outstanding

School debt	\$34,238,025.00
Self-liquidating debt	2,401,000.00
Other capital debt	1,027,820.00
	\$27,756,845.00

Equalized Valuation Basis \$736,088,899.00

CURRENT FINANCES DECEMBER 31, 1967

Cash	\$5,863,438.34
Taxes receivable	1,583,887.76
Tax title liens	440,303.47
Foreclosed property	490,172.65
Other receivables	313,353.59
Emergencies and deferred charges ..	145,040.98
State road aid receivable	583,532.49
	\$9,419,729.28
Cash liabilities	\$3,069,599.81
Reserves for receivables	2,827,717.47
Surplus revenue	3,522,412.00
	\$9,419,729.28

* Includes \$38,370.50 Chapter VI School Debt Service.

HUDSON COUNTY SUMMARY

Population U. S. Census, 1960—610,734 Land Area 44.1 sq. mi. Net Valuation Taxable \$1,057,104,784
 Estimated Population, 1967—608,740 Equalized Valuation \$2,830,351,606

EXPENDITURES FOR 1967

General Government	
Administrative and executive	\$6,460,918.85
Assessment and collection of taxes ..	1,050,071.10
Financial administration	692,088.00
Public Safety	
Fire protection	14,123,108.70
Police protection	16,960,908.20
Other protection	1,273,447.75
Civil defense and disaster control ..	40,559.30
Streets and Roads	
Repairs and maintenance	4,165,007.20
Street lighting	1,494,476.22
Sanitation	
Street cleaning	1,509,481.00
Garbage and trash removal	4,322,811.66
Sanitary sewers	1,357,370.26
Health and Welfare	
Health services	2,054,171.50
Welfare—public assistance	2,361,713.68
Hospitals	8,193,803.00
Recreation	
Beaches and boardwalks	1,197,069.45
Parks and playgrounds	2,127,069.45
Other recreational services	738,726.25
Education (excl. school districts)	
Libraries	1,550,441.00
Other educational services	142,770.00
Statutory Expenditures	
.....	9,301,166.39
Unclassified Purposes	
.....	416,910.00
Total Municipal Functions	\$80,336,959.21

Total Municipal Functions \$80,336,959.21

Per Capita—Municipal Functions	\$131.97
Capital Improvements	1,700,511.93
Debt Service	*8,338,884.93
Principal payments ..	\$4,387,660.74
Interest payments ..	3,951,224.19

Per Capita—Debt Service	\$13.70
Deferred Charges	2,662,829.58
Total Municipal Expenditures	\$93,039,185.65

Required Payments for Local School, County, and Special District Taxes	68,981,627.25
---	---------------

TOTAL EXPENDITURES \$162,020,812.90

Reserve for Uncollected Taxes...	\$10,519,700.90
---	-----------------

GRAND TOTAL \$172,540,513.80

REVENUES REALIZED IN 1967

Surplus revenue appropriated	\$9,251,969.58
Miscellaneous revenues realized ..	29,770,998.13
State aid revenues realized	12,871,230.22
Delinquent tax and lien collections ..	5,522,434.41
Current tax collections	109,184,923.89
Emergency borrowings

TOTAL REVENUES \$166,601,556.23

CAPITAL OUTLAY (BY ORDINANCE) 1967

Beaches and boardwalks
Buildings and equipment	**\$1,999,685.01
Parks and playgrounds	346,181.08
Sanitary sewers	1,653,160.14
Streets and roads	558,053.31
Water supply	1,505,730.11
Other purposes	11,395,005.25
	\$17,457,814.90

TAXES

Local school taxes	\$42,021,549.52
County taxes	30,720,101.99
Special district taxes
	\$72,741,651.51
Local purpose taxes	46,910,425.82
Veteran and senior citizen tax ...	1,639,670.00
Total tax levy (for rate purposes)	\$121,291,747.33

Per Capita Total Tax Levy ... \$199.25

General tax rate
Adjusted business personality tax rate
Adjusted general tax rate

Current Taxes

1967 taxes levied (total)	\$120,404,219.61
Collected in 1967	109,184,923.89
Per cent of levy col-lected	90.68
Transferred to liens	377,560.86
Adjustments	1,064,026.90
Balance December 31, 1967	\$9,777,707.96

All Prior Years Taxes Outstanding

Balance January 1, 1967	\$17,352,036.34
Collected in 1967	5,154,162.42
Adjustments	—3,810,679.25
Balance December 31, 1967	\$8,387,194.67

Tax Title Liens Outstanding

Balance January 1, 1967	\$5,938,894.05
Redeemed by cash	368,271.99
Adjustments	+680,830.72
Balance December 31, 1967	\$6,251,452.78

Property Acquired by Deed or Foreclosure

Balance January 1, 1967	\$35,750,679.00
Sale for cash	1,010,887.50
Adjustments	—101,903.00
Balance December 31, 1967	\$34,637,888.50

CAPITAL DEBT, DECEMBER 31, 1967

Authorized—Issued and Unissued

	Gross Debt	Net Debt
School debt	\$69,262,000.00	\$1,534,050.00
Self-liquidating debt	28,099,850.00	2,086,224.00
Other capital debt	64,740,652.00	57,681,126.00
	\$162,102,502.00	\$61,301,400.00
Per Cent	6.34	2.40
Per Capita	\$266.29	\$100.70

Issued and Outstanding

School debt	\$57,864,000.00
Self-liquidating debt	21,392,550.00
Other capital debt	50,813,000.00
	\$130,069,550.00

Equalized Valuation Basis \$2,556,645,037.00

CURRENT FINANCES DECEMBER 31, 1967

Cash	\$21,870,789.15
Taxes receivable	18,164,902.63
Tax title liens	6,251,452.78
Foreclosed property	34,637,888.50
Other receivables	1,407,539.69
Emergencies and deferred charges ..	4,342,933.28
State road aid receivable	1,740,448.92
	\$88,415,954.95
Cash liabilities	\$19,638,739.59
Reserves for receivables	60,461,783.60
Surplus revenue	8,315,431.76
	\$88,415,954.95

* Includes \$3,760,024.26 Chapter VI School Debt Service.

** Includes \$7,952,972.59 Chapter VI School Capital Outlay.

TABLE 15J

HUNTERDON COUNTY SUMMARY

Population U. S. Census, 1960—54,107
Estimated Population, 1967—65,120

Land Area 437.0 sq. ml.

Net Valuation Taxable \$474,489,954
Equalized Valuation \$548,626,243

EXPENDITURES FOR 1967

General Government	
Administrative and executive	\$537,402.54
Assessment and collection of taxes	148,000.36
Financial administration	53,025.10
Public Safety	
Fire protection	140,982.69
Police protection	321,138.92
Other protection	32,983.00
Civil defense and disaster control	9,228.94
Streets and Roads	
Repairs and maintenance	1,204,134.08
Street lighting	68,815.00
Sanitation	
Street cleaning
Garbage and trash removal	121,480.00
Sanitary sewers	56,311.00
Health and Welfare	
Health services	52,879.55
Welfare—public assistance	35,791.11
Hospitals	600.00
Recreation	
Beaches and boardwalks
Parks and playgrounds	12,313.70
Other recreational services	5,350.00
Education (excl. school districts)	
Libraries	38,563.45
Other educational services	7,050.00
Statutory Expenditures	
.....	77,786.73
Unclassified Purposes	
.....	27,704.50
Total Municipal Functions	\$2,951,540.67
Per Capita—Municipal Functions	
.....	\$45.32
Capital Improvements	
.....	995,967.22
Debt Service	
Principal payments ..	\$16,998.24
Interest payments ..	5,809.07
Per Capita—Debt Service	
.....	\$0.35
Deferred Charges	
.....	620,987.76
Total Municipal Expenditures	\$4,590,402.96
Required Payments for Local School, County, and Special District Taxes	
.....	11,457,720.72
TOTAL EXPENDITURES	\$16,048,123.68
Reserve for Uncollected Taxes...	
.....	\$1,509,899.56
GRAND TOTAL	\$17,558,023.24

REVENUES REALIZED IN 1967

Surplus revenue appropriated	\$1,621,487.00
Miscellaneous revenues realized	1,930,768.97
State aid revenues realized	464,248.57
Delinquent tax and lien collections	905,078.52
Current tax collections	11,983,488.19
Emergency borrowings
TOTAL REVENUES	\$16,905,071.25
CAPITAL OUTLAY (BY ORDINANCE) 1967	
Beaches and boardwalks
Buildings and equipment	\$468,439.05
Parks and playgrounds	62,022.27
Sanitary sewers	781,637.73
Streets and roads	340,063.79
Water supply	128,100.61
Other purposes	26,272.99
.....	\$1,806,536.44

TAXES

Local school taxes	\$9,198,288.19
County taxes	2,255,102.53
Special district taxes	1,330.00
.....	\$11,457,720.72
Local purpose taxes	1,901,001.23
Veteran and senior citizen tax ..	387,310.00
Total tax levy (for rate purposes)	\$13,746,031.95
Per Capita Total Tax Levy ...	
.....	\$211.00
General tax rate	
Adjusted business personality tax rate
Adjusted general tax rate
Current Taxes	
1967 taxes levied (total)	\$13,491,510.48
Collected in 1967	11,983,488.19
Per cent of levy collected	88.82
Transferred to liens	11,707.25
Adjustments	56,577.44
Balance December 31, 1967	\$1,439,737.60
All Prior Years Taxes Outstanding	
Balance January 1, 1967	\$1,210,092.43
Collected in 1967	894,384.15
Adjustments	—14,532.92
Balance December 31, 1967	\$301,175.36
Tax Title Liens Outstanding	
Balance January 1, 1967	\$37,298.59
Redeemed by cash	10,694.37
Adjustments	+16,378.13
Balance December 31, 1967	\$42,982.35
Property Acquired by Deed or Foreclosure	
Balance January 1, 1967	\$3,925.00
Sale for cash	950.00
Adjustments	3,129.30
Balance December 31, 1967	\$6,104.30

CAPITAL DEBT, DECEMBER 31, 1967

Authorized—Issued and Unissued		
	Gross Debt	Net Debt
School debt	\$20,683,998.00	\$763,444.00
Self-liquidating debt ..	3,208,413.00	2,304,019.00
Other capital debt	1,389,825.00	1,354,125.00
.....	\$25,282,236.00	\$4,421,588.00
Per Cent	5.15	0.90
Per Capita	\$388.24	\$67.90

Issued and Outstanding

School debt	\$11,274,489.00
Self-liquidating debt	1,295,750.00
Other capital debt	1,125,303.00
.....	\$13,695,542.00

Equalized Valuation Basis \$490,241,262.00

CURRENT FINANCES DECEMBER 31, 1967	
Cash	\$4,788,061.98
Taxes receivable	1,740,912.96
Tax title liens	42,982.35
Foreclosed property	6,104.30
Other receivables	155,865.77
Emergencies and deferred charges ..	165,559.29
State road aid receivable	408,941.76
.....	\$7,308,428.41
Cash liabilities	\$3,189,257.87
Reserves for receivables	1,945,865.38
Surplus revenue	2,173,305.16
.....	\$7,308,428.41

TABLE 15K

MERCER COUNTY SUMMARY

Population U. S. Census, 1960—266,392
Estimated Population, 1967—307,130

Land Area 226.0 sq. mi.

Net Valuation Taxable \$781,540,485
Equalized Valuation \$1,623,751,701

EXPENDITURES FOR 1967

General Government	
Administrative and executive	\$2,813,442.33
Assessment and collection of taxes	620,229.33
Financial administration	233,975.51
Public Safety	
Fire protection	2,484,987.19
Police protection	5,374,687.11
Other protection	628,527.14
Civil defense and disaster control	77,891.44
Streets and Roads	
Repairs and maintenance	3,000,668.02
Street lighting	674,715.52
Sanitation	
Street cleaning	34,126.51
Garbage and trash removal	1,556,347.10
Sanitary sewers	1,823,937.66
Health and Welfare	
Health services	776,506.10
Welfare—public assistance	732,966.64
Hospitals	69,800.00
Recreation	
Beaches and boardwalks	
Parks and playgrounds	733,053.23
Other recreational services	180,676.83
Education (excl. school districts)	
Libraries	727,059.46
Other educational services	82,311.61
Statutory Expenditures	2,189,438.49
Unclassified Purposes	41,319.31
Total Municipal Functions	\$24,856,660.59
Per Capita—Municipal Functions	\$80.93
Capital Improvements	1,719,304.30
Debt Service	
Principal payments .. \$1,910,000.00	
Interest payments ..	818,745.41
Per Capita—Debt Service	\$8.88
Deferred Charges	301,050.27
Total Municipal Expenditures	\$29,605,760.57
Required Payments for Local School, County, and Special District Taxes	
	41,680,481.50
TOTAL EXPENDITURES	\$71,286,242.07
Reserve for Uncollected Taxes...	\$4,610,871.32
GRAND TOTAL	\$75,897,113.39

REVENUES REALIZED IN 1967

Surplus revenue appropriated	\$3,989,350.00
Miscellaneous revenues realized ..	11,591,526.70
State aid revenues realized	1,467,392.55
Delinquent tax and lien collections ..	2,877,817.12
Current tax collections	55,040,705.96
Emergency borrowings	

TOTAL REVENUES \$74,966,792.33

CAPITAL OUTLAY (BY ORDINANCE) 1967

Beaches and boardwalks	
Buildings and equipment	\$1,529,285.89
Parks and playgrounds	700,095.46
Sanitary sewers	1,099,939.79
Streets and roads	759,765.54
Water supply	300,298.59
Other purposes	1,409,181.81
	\$5,798,567.08

TAXES

Local school taxes	\$29,511,838.20
County taxes	12,523,207.19
Special district taxes	314,385.91
	\$42,349,431.30
Local purpose taxes	15,889,917.88
Veteran and senior citizen tax ..	1,580,270.00
Total tax levy (for rate purposes)	\$59,819,619.18
Per Capita Total Tax Levy ...	
General tax rate	\$194.77
Adjusted business personality tax rate	
Adjusted general tax rate	
Current Taxes	
1967 taxes levied (total)	\$58,939,367.93
Collected in 1967	55,040,705.96
Per cent of levy collected	93.38
Transferred to liens	190,486.42
Adjustments	385,475.77
Balance December 31, 1967	\$3,322,699.78
All Prior Years Taxes Outstanding	
Balance January 1, 1967	\$3,856,891.05
Collected in 1967	2,503,140.71
Adjustments	-213,251.64
Balance December 31, 1967	\$1,140,498.70

Tax Title Liens Outstanding

Balance January 1, 1967	\$690,203.94
Redeemed by cash	374,676.41
Adjustments	+262,804.92
Balance December 31, 1967	\$578,332.45

Property Acquired by Deed or Foreclosure

Balance January 1, 1967	\$321,452.00
Sale for cash	17,500.00
Adjustments	+28,108.71
Balance December 31, 1967	\$332,060.71

CAPITAL DEBT, DECEMBER 31, 1967

Authorized—Issued and Unissued

	Gross Debt	Net Debt
School debt	\$47,173,001.00	\$4,896,889.00
Self-liquidating debt ..	19,673,212.00	230,516.00
Other capital debt	22,855,626.00	19,623,693.00
	\$89,701,839.00	\$24,751,089.00
Per Cent	6.10	1.68
Per Capita	\$292.06	\$80.59

Issued and Outstanding

School debt	\$43,500,000.00
Self-liquidating debt	14,320,500.00
Other capital debt	19,928,478.00
	\$77,748,978.00

Equalized Valuation Basis \$1,470,710,953.00

CURRENT FINANCES DECEMBER 31, 1967

Cash	\$11,844,192.69
Taxes receivable	4,463,198.48
Tax title liens	578,332.45
Foreclosed property	332,060.71
Other receivables	794,867.15
Emergencies and deferred charges ..	497,597.72
State road aid receivable	743,232.46
	\$19,253,481.66
Cash liabilities	\$7,273,103.18
Reserves for receivables	6,168,458.79
Surplus revenue	5,811,919.69
	\$19,253,481.66

* Includes \$668,949.80 Chapter VI School Debt Service.

MIDDLESEX COUNTY SUMMARY

Population U. S. Census, 1960—433,856 Land Area 308.8 sq. mi. Net Valuation Taxable \$1,650,048,439
 Estimated Population, 1967—566,240 Equalized Valuation \$3,808,303,999

EXPENDITURES FOR 1967

General Government	
Administrative and executive	\$5,556,926.97
Assessment and collection of taxes	1,289,034.74
Financial administration	448,563.02
Public Safety	
Fire protection	2,487,744.49
Police protection	8,708,557.66
Other protection	432,686.37
Civil defense and disaster control	83,382.00
Streets and Roads	
Repairs and maintenance	4,726,488.07
Street lighting	1,294,849.46
Sanitation	
Street cleaning	570,080.18
Garbage and trash removal	2,274,411.03
Sanitary sewers	1,960,612.82
Health and Welfare	
Health services	999,434.52
Welfare—public assistance	601,847.01
Hospitals	146,250.00
Recreation	
Beaches and boardwalks	
Parks and playgrounds	1,065,711.00
Other recreational services	781,454.20
Education (excl. school districts)	
Libraries	1,439,139.50
Other educational services	47,477.49
Statutory Expenditures	
	2,479,335.78
Unclassified Purposes	
	87,100.00
Total Municipal Functions	\$37,481,086.31
Per Capita—Municipal Functions	
	\$66.19
Capital Improvements	
	2,427,988.74
Debt Service	
	\$5,623,807.83
Principal payments .. \$3,293,440.00	
Interest payments .. 2,330,367.83	
Per Capita—Debt Service	
	\$9.93
Deferred Charges	
	1,870,377.18
Total Municipal Expenditures	\$47,403,259.98
Required Payments for Local	
School, County, and Special	
District Taxes	81,322,766.01
TOTAL EXPENDITURES	\$128,726,025.99
Reserve for Uncollected Taxes...	
	\$5,680,739.08
GRAND TOTAL	\$134,406,765.07

REVENUES REALIZED IN 1967

Surplus revenue appropriated	\$6,583,719.20
Miscellaneous revenues realized	22,093,249.79
State aid revenues realized	1,916,245.55
Delinquent tax and lien collections	2,870,790.53
Current tax collections	101,327,050.11
Emergency borrowings	
TOTAL REVENUES	\$134,791,055.18

CAPITAL OUTLAY (BY ORDINANCE) 1967

Beaches and boardwalks	\$102,751.84
Buildings and equipment	**2,103,258.68
Parks and playgrounds	1,285,130.52
Sanitary sewers	749,062.76
Streets and roads	3,425,570.16
Water supply	992,311.58
Other purposes	829,011.33
	\$9,487,096.87

TAXES

Local school taxes	\$62,087,558.43
County taxes	19,011,403.05
Special district taxes	1,639,894.78
	\$82,738,856.26
Local purpose taxes	20,946,023.57
Veteran and senior citizen tax ...	3,013,800.00
Total tax levy (for rate purposes)	\$106,698,679.83

Per Capita Total Tax Levy ... \$188.43

General tax rate	
Adjusted business personality tax rate	
Adjusted general tax rate	

Current Taxes

1967 taxes levied (total)	\$105,401,536.27
Collected in 1967	101,327,050.11
Per cent of levy collected	96.13
Transferred to liens	152,450.45
Adjustments	276,022.37
Balance December 31, 1967	\$3,646,013.34

All Prior Years Taxes Outstanding

Balance January 1, 1967	\$4,348,697.01
Collected in 1967	2,702,356.93
Adjustments	—7,237.91
Balance December 31, 1967	\$1,589,102.17

Tax Title Liens Outstanding

Balance January 1, 1967	\$1,071,317.38
Redeemed by cash	168,433.60
Adjustments	+214,287.52
Balance December 31, 1967	\$1,117,171.30

Property Acquired by Deed or Foreclosure

Balance January 1, 1967	\$1,603,837.99
Sale for cash	92,779.07
Adjustments	+910,878.07
Balance December 31, 1967	\$1,591,925.99

CAPITAL DEBT, DECEMBER 31, 1967

Authorized—Issued and Unissued

	Gross Debt	Net Debt
School debt	\$120,775,600.00	\$18,938,923.00
Self-liquidating debt ..	25,778,498.00	1,627,114.00
Other capital debt	61,021,803.00	59,959,530.00
	\$207,575,901.00	\$80,525,567.00
Per Cent	6.27	2.43
Per Capita	\$366.59	\$142.21

Issued and Outstanding

School debt	\$90,711,600.00
Self-liquidating debt	23,116,692.00
Other capital debt	47,343,971.00
	\$161,172,263.00

Equalized Valuation Basis \$3,308,868,750.00

CURRENT FINANCES DECEMBER 31, 1967

Cash	\$19,781,324.44
Taxes receivable	5,235,115.51
Tax title liens	1,117,171.30
Foreclosed property	1,591,925.99
Other receivables	1,223,282.27
Emergencies and deferred charges ..	913,215.21
State road aid receivable	1,632,690.68
	\$31,494,725.40
Cash liabilities	\$11,761,450.87
Reserves for receivables	9,167,495.07
Surplus revenue	10,565,779.46
	\$31,494,725.40

* Includes \$1,416,090.25 Chapter VI School Debt Service.

** Includes \$550,000.00 Chapter VI School Capital Outlay.

MONMOUTH COUNTY SUMMARY

Population U. S. Census, 1960—334,401 Land Area 477.0 sq. mi. Net Valuation Taxable \$2,331,484,723
 Estimated Population, 1967—439,880 Equalized Valuation \$2,613,297,960

EXPENDITURES FOR 1967

General Government
 Administrative and executive \$4,445,357.58
 Assessment and collection of taxes 1,140,769.30
 Financial administration 379,344.17

Public Safety
 Fire protection 1,391,524.45
 Police protection 6,884,227.01
 Other protection 244,860.18
 Civil defense and disaster control 48,566.04

Streets and Roads
 Repairs and maintenance 4,605,057.14
 Street lighting 945,682.42

Sanitation
 Street cleaning 7,100.00
 Garbage and trash removal 2,219,413.71
 Sanitary sewers 450,227.08

Health and Welfare
 Health services 669,263.48
 Welfare—public assistance 321,726.04
 Hospitals 26,250.00

Recreation
 Beaches and boardwalks 875,050.81
 Parks and playgrounds 467,537.54
 Other recreational services 359,835.56

Education (excl. school districts)
 Libraries 648,764.38
 Other educational services 51,755.21

Statutory Expenditures 1,688,648.68

Unclassified Purposes 202,512.90

Total Municipal Functions \$28,073,473.68

Per Capita—Municipal Functions \$63.82

Capital Improvements 2,557,812.06

Debt Service *3,281,470.73

Principal payments .. \$2,203,193.33
 Interest payments .. 1,078,277.40

Per Capita—Debt Service \$7.46

Deferred Charges 822,134.97

Total Municipal Expenditures \$34,734,891.44

Required Payments for Local School, County, and Special District Taxes 63,245,616.41

TOTAL EXPENDITURES \$97,980,507.85

Reserve for Uncollected Taxes.. \$6,710,200.85

GRAND TOTAL \$104,690,708.70

REVENUES REALIZED IN 1967

Surplus revenue appropriated \$7,184,578.51
 Miscellaneous revenues realized .. 12,950,320.32
 State aid revenues realized 1,574,102.25
 Delinquent tax and lien collections 4,085,330.83
 Current tax collections 77,843,363.08
 Emergency borrowings

TOTAL REVENUES \$103,637,694.99

CAPITAL OUTLAY (BY ORDINANCE) 1967

Beaches and boardwalks \$184,119.05
 Buildings and equipment **1,917,209.12
 Parks and playgrounds 262,714.63
 Sanitary sewers 1,123,356.65
 Streets and roads 1,462,810.02
 Water supply 2,617,175.00
 Other purposes 903,710.72

\$8,471,095.19

TAXES

Local school taxes \$48,175,444.79
 County taxes 14,816,573.11
 Special district taxes 812,744.26

Local purpose taxes \$63,804,762.16
 Veteran and senior citizen tax ... 2,222,872.00

Total tax levy (for rate purposes) \$84,050,732.09

Per Capita Total Tax Levy ... \$191.08

General tax rate
 Adjusted business personalty tax rate
 Adjusted general tax rate
 Current Taxes

1967 taxes levied (total) \$82,999,909.66
 Collected in 1967 77,843,363.08

Per cent of levy collected 93.78

Transferred to liens 205,139.12

Adjustments 144,627.71

Balance December 31, 1967 \$4,806,779.75

All Prior Years Taxes Outstanding

Balance January 1, 1967 \$4,392,343.91

Collected in 1967 3,773,447.31

Adjustments -34,370.01

Balance December 31, 1967 \$524,526.59

Tax Title Liens Outstanding

Balance January 1, 1967 \$1,269,483.96

Redeemed by cash 311,883.52

Adjustments +237,776.07

Balance December 31, 1967 \$1,195,376.51

Property Acquired by Deed or Foreclosure

Balance January 1, 1967 \$1,733,953.98

Sale for cash 227,522.70

Adjustments +284,115.99

Balance December 31, 1967 \$1,790,547.27

CAPITAL DEBT, DECEMBER 31, 1967

Authorized—Issued and Unissued

	Gross Debt	Net Debt
School debt	\$89,392,549.00	\$10,760,201.00
Self-liquidating debt	14,271,293.00	4,266,085.00
Other capital debt	35,425,572.00	34,088,837.00
	<u>\$139,089,414.00</u>	<u>\$49,115,123.00</u>
Per Cent	5.72	2.02
Per Capita	<u>\$316.20</u>	<u>\$111.66</u>

Issued and Outstanding

School debt \$75,240,082.00

Self-liquidating debt 12,688,350.00

Other capital debt 25,762,256.00

\$113,654,688.00

Equalized Valuation Basis \$2,428,312,105.00

CURRENT FINANCES DECEMBER 31, 1967

Cash \$23,895,347.15

Taxes receivable 5,331,306.34

Tax title liens 1,195,376.51

Foreclosed property 1,790,547.27

Other receivables 1,722,456.93

Emergencies and deferred charges .. 634,715.27

State road aid receivable 1,341,310.40

\$35,911,059.87

Cash liabilities \$14,309,095.66

Reserves for receivables 10,039,687.05

Surplus revenue 11,562,277.16

\$35,911,059.87

* Includes \$559,145.75 Chapter VI School Debt Service.

** Includes \$700,000.00 Chapter VI School Capital Outlay.

TABLE 15N

MORRIS COUNTY SUMMARY

Population U. S. Census, 1960—261,620 Land Area 477.7 sq. ml. Net Valuation Taxable \$1,172,215,795
 Estimated Population, 1967—350,640 Equalized Valuation \$2,828,890,123

EXPENDITURES FOR 1967

General Government	
Administrative and executive	\$3,470,747.86
Assessment and collection of taxes ..	996,822.05
Financial administration	226,909.90
Public Safety	
Fire protection	1,187,185.28
Police protection	5,553,053.13
Other protection	331,671.12
Civil defense and disaster control ..	106,807.03
Streets and Roads	
Repairs and maintenance	4,791,443.91
Street lighting	536,980.13
Sanitation	
Street cleaning	27,847.34
Garbage and trash removal	950,002.39
Sanitary sewers	595,345.22
Health and Welfare	
Health services	741,376.72
Welfare—public assistance	175,644.10
Hospitals	29,850.00
Recreation	
Benches and boardwalks	2,028.60
Parks and playgrounds	601,803.94
Other recreational services	299,415.57
Education (excl. school districts)	
Libraries	693,021.76
Other educational services	44,553.17
Statutory Expenditures	1,199,040.33
Unclassified Purposes	81,481.58
Total Municipal Functions	\$22,643,031.13
Per Capita—Municipal Functions	\$64.58
Capital Improvements	3,167,011.21
Debt Service	864,678.78
Principal payments .. \$589,465.00	
Interest payments .. 275,213.78	
Per Capita—Debt Service	\$2.47
Deferred Charges	787,667.76
Total Municipal Expenditures	\$27,462,388.88
Required Payments for Local School, County, and Special District Taxes	64,033,221.24
TOTAL EXPENDITURES	\$91,495,610.12
Reserve for Uncollected Taxes...	\$6,526,515.88
GRAND TOTAL	\$98,022,126.00

REVENUES REALIZED IN 1967

Surplus revenue appropriated	\$6,462,727.29
Miscellaneous revenues realized ..	8,570,573.37
State aid revenues realized	1,143,301.13
Delinquent tax and lien collections ..	2,814,186.80
Current tax collections	78,472,087.83
Emergency borrowings	
TOTAL REVENUES	\$97,464,875.42

CAPITAL OUTLAY (BY ORDINANCE) 1967

Benches and boardwalks	
Buildings and equipment	\$1,217,393.04
Parks and playgrounds	258,013.12
Sanitary sewers	3,607,205.08
Streets and roads	556,667.76
Water supply	3,604,224.88
Other purposes	658,300.33
	\$9,901,704.21

TAXES

Local school taxes	\$52,994,989.21
County taxes	10,663,642.10
Special district taxes	374,589.93
	\$64,033,221.24
Local purpose taxes	16,914,350.26
Veteran and senior citizen tax ...	1,709,930.00
Total tax levy (for rate purposes)	\$82,657,501.50
Per Capita Total Tax Levy ...	\$235.73
General tax rate	
Adjusted business personalty tax rate	
Adjusted general tax rate	
Current Taxes	
1967 taxes levied (total)	\$82,566,051.33
Collected in 1967	78,472,087.83
Per cent of levy collected	95.04
Transferred to liens	138,303.61
Adjustments	325,728.69
Balance December 31, 1967	\$3,629,931.20
All Prior Years Taxes Outstanding	
Balance January 1, 1967	\$3,720,074.62
Collected in 1967	2,666,666.22
Adjustments	—137,449.66
Balance December 31, 1967	\$915,958.76
Tax Title Liens Outstanding	
Balance January 1, 1967	\$530,322.38
Redeemed by cash	147,520.60
Adjustments	+150,721.28
Balance December 31, 1967	\$533,523.06
Property Acquired by Deed or Foreclosure	
Balance January 1, 1967	\$483,891.20
Sale for cash	301,750.00
Adjustments	+319,693.00
Balance December 31, 1967	\$501,834.20

CAPITAL DEBT, DECEMBER 31, 1967

Authorized—Issued and Unissued			
	Gross Debt	Net Debt	
School debt	\$103,179,750.00	\$15,392,827.00	
Self-liquidating debt ..	31,813,964.00	12,084,119.00	
Other capital debt	16,334,534.00	16,159,919.00	
	\$151,328,248.00	\$43,636,865.00	
Per Cent	5.97	1.72	
Per Capita	\$431.58	\$124.45	
Issued and Outstanding			
School debt	\$78,402,121.00		
Self-liquidating debt	25,323,390.00		
Other capital debt	11,488,225.00		
	\$115,213,736.00		

Equalized Valuation Basis \$2,530,791,619.00

CURRENT FINANCES DECEMBER 31, 1967

Cash	\$13,068,913.00
Taxes receivable	4,545,889.96
Tax title liens	533,523.06
Foreclosed property	501,834.20
Other receivables	153,881.40
Emergencies and deferred charges ..	458,674.85
State road aid receivable	1,260,225.80
	\$20,522,942.27
Cash liabilities	\$4,725,767.46
Reserves for receivables	5,735,128.62
Surplus revenue	10,062,046.19
	\$20,522,942.27

TABLE 150

OCEAN COUNTY SUMMARY

Population U. S. Census, 1960—108,241 Land Area 641.0 sq. mi. Net Valuation Taxable \$1,384,129,433
 Estimated Population, 1967—157,970 Equalized Valuation \$1,470,743,716

EXPENDITURES FOR 1967

General Government	
Administrative and executive	\$2,351,885.92
Assessment and collection of taxes	840,752.49
Financial administration	162,303.99
Public Safety	
Fire protection	350,087.32
Police protection	3,075,512.84
Other protection	209,740.14
Civil defense and disaster control	41,179.30
Streets and Roads	
Repairs and maintenance	2,039,546.56
Street lighting	510,980.64
Sanitation	
Street cleaning	64,942.18
Garbage and trash removal	1,297,059.25
Sanitary sewers	56,814.88
Health and Welfare	
Health services	285,746.72
Welfare—public assistance	120,629.29
Hospitals	62,000.00
Recreation	
Beaches and boardwalks	553,846.04
Parks and playgrounds	135,401.19
Other recreational services	213,517.11
Education (excl. school districts)	
Libraries	131,290.00
Other educational services	40,821.15
Statutory Expenditures	
.....	630,418.74
Unclassified Purposes	
.....	19,154.85
Total Municipal Functions	\$13,193,630.60

Per Capita—Municipal Functions	\$83.52
Capital Improvements	1,841,043.25
Debt Service	713,776.55
Principal payments ..	\$528,965.60
Interest payments ..	184,810.95
Per Capita—Debt Service	\$4.52
Deferred Charges	607,412.77
Total Municipal Expenditures	\$16,355,863.17

Required Payments for Local School, County, and Special District Taxes	29,906,565.53
---	----------------------

TOTAL EXPENDITURES \$46,262,428.70

Reserve for Uncollected Taxes...	\$3,630,580.03
GRAND TOTAL	\$49,893,008.73

REVENUES REALIZED IN 1967

Surplus revenue appropriated	\$3,995,916.69
Miscellaneous revenues realized	6,487,608.27
State aid revenues realized	840,800.01
Delinquent tax and lien collections	2,672,452.22
Current tax collections	35,502,470.39
Emergency borrowings

TOTAL REVENUES \$40,499,247.58

CAPITAL OUTLAY (BY ORDINANCE) 1967

Beaches and boardwalks	\$270,882.44
Buildings and equipment	649,802.69
Parks and playgrounds	154,514.45
Sanitary sewers	295,416.38
Streets and roads	282,035.46
Water supply	597,310.69
Other purposes	554,523.48
	\$2,804,455.59

TAXES

Local school taxes	\$21,873,378.65
County taxes	7,676,726.88
Special district taxes	356,460.00
	\$29,906,565.53
Local purpose taxes	7,734,403.44
Veteran and senior citizen tax ...	1,259,510.00

Total tax levy (for rate purposes) \$38,900,478.97

Per Capita Total Tax Levy ...	\$246.25
General tax rate
Adjusted business personality tax rate
Adjusted general tax rate

Current Taxes	
1967 taxes levied (total)	\$38,636,456.24
Collected in 1967	35,502,470.39
Per cent of levy collected	91.88
Transferred to liens	131,866.04
Adjustments	44,397.33
Balance December 31, 1967	\$2,957,722.48

All Prior Years Taxes Outstanding	
Balance January 1, 1967	\$3,081,456.56
Collected in 1967	2,414,937.50
Adjustments	—39,700.71
Balance December 31, 1967	\$626,818.35

Tax Title Liens Outstanding	
Balance January 1, 1967	\$1,804,593.40
Redeemed by cash	257,514.72
Adjustments	+162,690.91
Balance December 31, 1967	\$1,709,769.59

Property Acquired by Deed or Foreclosure	
Balance January 1, 1967	\$1,417,543.50
Sale for cash	198,896.84
Adjustments	87,062.96
Balance December 31, 1967	\$1,305,709.62

CAPITAL DEBT, DECEMBER 31, 1967

Authorized—Issued and Unissued

	Gross Debt	Net Debt
School debt	\$38,963,879.00	\$2,270,603.00
Self-liquidating debt ..	4,895,250.00	632,534.00
Other capital debt	8,979,354.00	8,912,104.00
	\$52,838,483.00	\$11,815,241.00
Per Cent	3.89	0.87
Per Capita	\$334.48	\$74.79

Issued and Outstanding

School debt	\$29,984,250.00
Self-liquidating debt	3,618,500.00
Other capital debt	6,515,250.00
	\$40,118,000.00

Equalized Valuation Basis \$1,358,535,618.00

CURRENT FINANCES DECEMBER 31, 1967

Cash	\$11,990,708.89
Taxes receivable	3,584,540.83
Tax title liens	1,709,769.59
Foreclosed property	1,305,709.62
Other receivables	643,622.82
Emergencies and deferred charges ..	579,868.76
State road aid receivable	803,547.67
	\$20,617,768.18

Cash liabilities	\$8,068,308.16
Reserves for receivables	7,243,642.86
Surplus revenue	5,305,817.16
	\$20,617,768.18

TABLE 15P

PASSAIC COUNTY SUMMARY

Population U. S. Census, 1960—406,618 Land Area 192.2 sq. mi. Net Valuation Taxable \$2,624,612,561
 Estimated Population, 1967—458,060 Equalized Valuation \$2,956,550,465

EXPENDITURES FOR 1967

General Government	
Administrative and executive	\$3,733,839.41
Assessment and collection of taxes	967,955.33
Financial administration	324,912.60
Public Safety	
Fire protection	5,273,100.68
Police protection	5,012,201.14
Other protection	465,900.32
Civil defense and disaster control	76,432.65
Streets and Roads	
Repairs and maintenance	3,546,627.01
Street lighting	652,501.00
Sanitation	
Street cleaning	64,241.12
Garbage and trash removal	1,836,560.73
Sanitary sewers	1,578,901.33
Health and Welfare	
Health services	1,381,239.87
Welfare—public assistance	813,242.36
Hospitals	276,572.25
Recreation	
Benches and boardwalks	895,823.95
Parks and playgrounds	408,720.46
Other recreational services	102,900.00
Education (excl. school districts)	
Libraries	1,118,867.82
Other educational services	105,670.53
Statutory Expenditures	
.....	3,107,293.66
Unclassified Purposes	
.....	102,900.00
Total Municipal Functions	\$34,743,504.22

Per Capita—Municipal Functions	\$75.85
Capital Improvements	
.....	1,270,664.44
Debt Service	
Principal payments .. \$3,324,000.00	*4,945,269.52
Interest payments .. 1,621,269.52	
Per Capita—Debt Service	\$10.80
Deferred Charges	
.....	480,675.39
Total Municipal Expenditures	\$41,440,113.57
Required Payments for Local School, County, and Special District Taxes	
.....	57,181,998.39
TOTAL EXPENDITURES	\$98,622,111.96
Reserve for Uncollected Taxes...	\$6,222,309.13
GRAND TOTAL	\$104,844,421.09

REVENUES REALIZED IN 1967

Surplus revenue appropriated	\$5,437,572.51
Miscellaneous revenues realized ..	9,719,777.05
State aid revenues realized	1,803,723.44
Delinquent tax and lien collections ..	2,669,651.41
Current tax collections	83,374,316.02
Emergency borrowings	
TOTAL REVENUES	\$103,005,040.43
CAPITAL OUTLAY (BY ORDINANCE) 1967	
Beaches and boardwalks	**\$1,767,968.37
Buildings and equipment	474,641.41
Parks and playgrounds	1,605,747.58
Sanitary sewers	1,002,703.61
Streets and roads	392,239.66
Water supply	163,274.47
Other purposes	
	\$5,406,575.10

TAXES

Local school taxes	\$44,269,851.26
County taxes	15,234,840.26
Special district taxes	5,317.62
Local purpose taxes	\$59,510,009.14
Veteran and senior citizen tax ...	27,123,836.13
Total tax levy (for rate purposes)	\$88,672,726.27
Per Capita Total Tax Levy	\$193.58
General tax rate	
Adjusted business personalty tax rate	
Adjusted general tax rate	
Current Taxes	
1967 taxes levied (total)	\$87,428,112.21
Collected in 1967	83,374,316.02
Per cent of levy collected	95.36
Transferred to liens	190,562.42
Adjustments	446,351.48
Balance December 31, 1967	\$3,416,882.29
All Prior Years Taxes Outstanding	
Balance January 1, 1967	\$7,033,956.60
Collected in 1967	2,560,238.51
Adjustments	-76,995.30
Balance December 31, 1967	\$4,396,722.79
Tax Title Liens Outstanding	
Balance January 1, 1967	\$266,683.00
Redeemed by cash	109,412.90
Adjustments	-297,073.97
Balance December 31, 1967	\$454,342.17
Property Acquired by Deed or Foreclosure	
Balance January 1, 1967	\$905,245.00
Sale for cash	37,492.74
Adjustments	+34,492.74
Balance December 31, 1967	\$902,245.00

CAPITAL DEBT, DECEMBER 31, 1967

Authorized—Issued and Unissued

	Gross Debt	Net Debt
School debt	\$65,315,881.00	\$825,963.00
Self-liquidating debt ..	43,334,792.00	1,655,552.00
Other capital debt	33,346,616.00	32,830,552.00
	\$141,997,289.00	\$35,312,067.00
Per Cent	5.23	1.30
Per Capita	\$310.00	\$77.09

Issued and Outstanding

School debt	\$62,359,757.00
Self-liquidating debt	41,494,500.00
Other capital debt	25,216,955.00
	\$129,071,212.00

Equalized Valuation Basis \$2,715,230,932.00

CURRENT FINANCES DECEMBER 31, 1967

Cash	\$11,131,830.31
Taxes receivable	7,813,605.08
Tax title liens	454,342.17
Foreclosed property	\$902,245.00
Other receivables	502,717.02
Emergencies and deferred charges ..	533,158.07
State road aid receivable	831,799.00
	\$22,219,703.65
Cash liabilities	\$4,874,180.38
Reserves for receivables	9,672,916.27
Surplus revenue	7,672,607.00
	\$22,219,703.65

* Includes \$2,328,010.75 Chapter VI School Debt Service.

** Includes \$754,000.00 Chapter VI School Capital Outlay.

TABLE 15Q

SALEM COUNTY SUMMARY

Population U. S. Census, 1960—58,711
Estimated Population, 1967—66,250

Land Area 343.02 sq. mi.

Net Valuation Taxable \$88,507,932
Equalized Valuation \$343,524,109

EXPENDITURES FOR 1967

General Government	
Administrative and executive	\$134,275.83
Assessment and collection of taxes	57,367.75
Financial administration
Public Safety	
Fire protection	126,345.13
Police protection	612,231.14
Other protection	17,065.01
Civil defense and disaster control	6,735.00
Streets and Roads	
Repairs and maintenance	609,616.92
Street lighting	186,350.67
Sanitation	
Street cleaning	31,959.85
Garbage and trash removal	151,244.00
Sanitary sewers	169,495.57
Health and Welfare	
Health services	113,453.97
Welfare—public assistance	43,455.00
Hospitals	12,900.00
Recreation	
Beaches and boardwalks	1,552.78
Parks and playgrounds	12,850.00
Other recreational services	400.00
Education (excl. school districts)	
Libraries	58,100.00
Other educational services	8,660.00
Statutory Expenditures	
.....	107,627.99
Unclassified Purposes	
.....	5,900.00
Total Municipal Functions	\$2,880,842.45
Per Capita—Municipal Functions	
.....	\$43.48
Capital Improvements	
.....	577,575.49
Debt Service	
Principal payments .. \$50,750.00	*70,473.56
Interest payments ..	19,723.56
Per Capita—Debt Service	
.....	\$1.06
Deferred Charges	
.....	212,524.22
Total Municipal Expenditures	\$3,741,415.72
Required Payments for Local School, County, and Special District Taxes	
.....	8,384,212.54
TOTAL EXPENDITURES	\$12,125,628.26
Reserve for Uncollected Taxes...	
.....	\$876,062.46
GRAND TOTAL	\$13,001,690.72

REVENUES REALIZED IN 1967

Surplus revenue appropriated	\$815,968.61
Miscellaneous revenues realized ..	1,984,950.13
State aid revenues realized	467,835.78
Delinquent tax and lien collections ..	562,389.04
Current tax collections	8,881,941.44
Emergency borrowings
TOTAL REVENUES	\$12,713,085.00

CAPITAL OUTLAY (BY ORDINANCE) 1967

Beaches and boardwalks
Buildings and equipment	\$58,604.70
Parks and playgrounds	20,031.25
Sanitary sewers
Streets and roads	49,133.38
Water supply	26,562.07
Other purposes	69,070.00
.....	\$223,451.40

TAXES

Local school taxes	\$6,115,319.42
County taxes	2,293,599.12
Special district taxes	16,862.00
.....	\$8,425,780.54
Local purpose taxes	1,137,138.41
Veteran and senior citizen tax ...	308,900.00
Total tax levy (for rate purposes)	\$9,871,843.95
Per Capita Total Tax Levy ...	
.....	\$149.01
General tax rate	
Adjusted business personalty tax rate
Adjusted general tax rate
Current Taxes	
1967 taxes levied (total)	\$9,588,367.15
Collected in 1967	8,881,941.44
Per cent of levy collected	82.63
Transferred to liens	39,519.59
Adjustments	13,430.93
Balance December 31, 1967	\$653,475.19
All Prior Years Taxes Outstanding	
Balance January 1, 1967	\$641,617.07
Collected in 1967	519,704.83
Adjustments	12,455.20
Balance December 31, 1967	\$109,457.04
Tax Title Liens Outstanding	
Balance January 1, 1967	\$162,730.73
Redeemed by cash	42,684.21
Adjustments	39,675.75
Balance December 31, 1967	\$159,722.27
Property Acquired by Deed or Foreclosure	
Balance January 1, 1967	\$20,024.54
Sale for cash	23,175.00
Adjustments	+25,630.00
Balance December 31, 1967	\$22,479.54

CAPITAL DEBT, DECEMBER 31, 1967

Authorized—Issued and Unissued

	Gross Debt	Net Debt
School debt	\$7,623,374.00	\$217,980.00
Self-liquidating debt ..	2,546,024.00	571,019.00
Other capital debt ...	264,969.00	264,969.00
.....	\$10,434,367.00	\$1,053,968.00
Per Cent	3.69	0.37
Per Capita	\$157.50	\$15.91

Issued and Outstanding

School debt	\$5,366,374.00
Self-liquidating debt	2,530,000.00
Other capital debt	89,950.00
.....	\$7,986,324.00

Equalized Valuation Basis \$282,700,404.00

CURRENT FINANCES DECEMBER 31, 1967	
Cash	\$2,143,767.30
Taxes receivable	762,932.23
Tax title liens	159,722.27
Foreclosed property	22,479.54
Other receivables	160,790.26
Emergencies and deferred charges ..	51,542.10
State road aid receivable	338,875.95
.....	\$3,640,109.65
Cash liabilities	\$677,088.54
Reserves for receivables	1,105,924.30
Surplus revenue	1,857,096.81
.....	\$3,640,109.65

* Includes \$41,568.00 Chapter VI School Debt Service.

TABLE 15R

SOMERSET COUNTY SUMMARY

Population U. S. Census, 1960—143,913 Land Area 305.1 sq. mi. Net Valuation Taxable \$635,829,297
 Estimated Population, 1967—194,220 Equalized Valuation \$1,475,249,514

EXPENDITURES FOR 1967		TAXES		
General Government		Local school taxes	\$27,396,669.26	
Administrative and executive	\$1,755,051.83	County taxes	5,918,467.97	
Assessment and collection of taxes	453,862.94	Special district taxes	169,722.22	
Financial administration	116,509.69			
Public Safety		Local purpose taxes	\$33,484,859.45	
Fire protection	651,078.76	Veteran and senior citizen tax ...	6,510,722.56	
Police protection	2,403,979.80		985,910.00	
Other protection	198,814.80			
Civil defense and disaster control	14,390.24	Total tax levy (for rate purposes)	\$40,981,492.01	
Streets and Roads				
Repairs and maintenance	2,353,786.87	Per Capita Total Tax Levy ...	\$211.00	
Street lighting	277,710.96	General tax rate		
Sanitation		Adjusted business personality tax rate		
Street cleaning	19,130.00	Adjusted general tax rate		
Garbage and trash removal	239,693.10			
Sanitary sewers	561,251.96	Current Taxes		
Health and Welfare		1967 taxes levied (total)	\$40,478,924.34	
Health services	270,272.00	Collected in 1967	38,488,243.67	
Welfare—public assistance	89,242.80	Per cent of levy collected	95.08	
Hospitals	44,250.00	Transferred to liens	51,179.77	
Recreation		Adjustments	310,270.91	
Beaches and boardwalks	204,942.62	Balance December 31, 1967	\$1,629,229.99	
Parks and playgrounds	163,260.85			
Other recreational services	103,260.85	All Prior Years Taxes Outstanding		
Education (excl. school districts)		Balance January 1, 1967	\$1,348,150.49	
Libraries	254,436.60	Collected in 1967	1,200,157.70	
Other educational services	7,899.48	Adjustments	29,755.10	
Statutory Expenditures		Balance December 31, 1967	\$118,237.69	
Unclassified Purposes	61,945.00			
Total Municipal Functions	\$10,676,013.67	Tax Title Liens Outstanding		
		Balance January 1, 1967	\$141,896.23	
Per Capita—Municipal Functions	\$54.97	Redeemed by cash	47,769.63	
Capital Improvements	1,475,382.96	Adjustments	+48,517.18	
Debt Service	604,826.00	Balance December 31, 1967	\$142,643.78	
Principal payments	\$325,800.00			
Interest payments	279,026.00	Property Acquired by Deed or Foreclosure		
Per Capita—Debt Service	\$3.11	Balance January 1, 1967	\$578,136.82	
Deferred Charges	169,829.90	Sale for cash	51,887.81	
Total Municipal Expenditures	\$12,926,052.53	Adjustments	56,162.81	
		Balance December 31, 1967	\$582,411.82	
Required Payments for Local School, County, and Special District Taxes	33,484,859.45			
TOTAL EXPENDITURES	\$46,410,911.98	CAPITAL DEBT, DECEMBER 31, 1967		
Reserve for Uncollected Taxes...	\$2,714,833.94	Authorized—Issued and Unissued		
GRAND TOTAL	\$49,125,745.92	Gross Debt	Net Debt	
		School debt	\$59,323,961.00	\$16,568,248.00
REVENUES REALIZED IN 1967		Self-liquidating debt	5,229,200.00	3,487,223.00
Surplus revenue appropriated	\$3,391,480.13	Other capital debt	12,191,239.00	9,425,868.00
Miscellaneous revenues realized	4,643,839.65			
State aid revenues realized	715,471.51		\$76,744,400.00	\$29,481,339.00
Delinquent tax and lien collections	1,247,927.33	Per Cent	5.84	2.24
Current tax collections	38,488,243.67	Per Capita	\$395.14	\$151.79
Emergency borrowings				
TOTAL REVENUES	\$48,486,962.29	Issued and Outstanding		
		School debt	\$37,702,561.00	
CAPITAL OUTLAY (BY ORDINANCE) 1967		Self-liquidating debt	4,846,200.00	
Beaches and boardwalks	\$362,398.30	Other capital debt	9,298,025.00	
Buildings and equipment	63,084.61			\$51,946,786.00
Parks and playgrounds	1,097,484.19	Equalized Valuation Basis	\$1,314,871,990.00	
Sanitary sewers	663,253.22	CURRENT FINANCES DECEMBER 31, 1967		
Streets and roads	402,515.18	Cash	\$5,615,181.98	
Water supply	280,725.01	Taxes receivable	1,747,467.68	
Other purposes		Tax title liens	142,643.78	
		Foreclosed property	582,411.82	
		Other receivables	271,469.40	
		Emergencies and deferred charges ..	296,370.60	
		State road aid receivable	675,561.24	
				\$9,331,196.50
		Cash liabilities	\$2,567,879.14	
		Reserves for receivables	2,743,992.68	
		Surplus revenue	4,019,324.68	
				\$9,331,196.50

TABLE 15S

SUSSEX COUNTY SUMMARY

Population U. S. Census, 1960—49,255
Estimated Population, 1967—65,240

Land Area 526.3 sq. mi.

Net Valuation Taxable \$445,885,890
Equalized Valuation \$569,705,003

EXPENDITURES FOR 1967

General Government	
Administrative and executive	\$681,610.28
Assessment and collection of taxes	335,747.71
Financial administration	79,256.22
Public Safety	
Fire protection	130,227.99
Police protection	518,550.78
Other protection	49,335.93
Civil defense and disaster control	12,465.16
Streets and Roads	
Repairs and maintenance	1,248,667.57
Street lighting	74,282.36
Sanitation	
Street cleaning	
Garbage and trash removal	164,713.31
Sanitary sewers	5,800.00
Health and Welfare	
Health services	90,867.75
Welfare—public assistance	32,903.68
Hospitals	11,500.00
Recreation	
Beaches and boardwalks	1,925.00
Parks and playgrounds	25,115.19
Other recreational services	34,493.00
Education (excl. school districts)	
Libraries	32,426.60
Other educational services	7,294.56
Statutory Expenditures	147,102.84
Unclassified Purposes	1,150.00
Total Municipal Functions	\$3,685,435.93
Per Capita—Municipal Functions	
Capital Improvements	\$56.49
856,706.49	
Debt Service	\$56,347.50
Principal payments .. \$39,000.00	
Interest payments .. 17,347.50	
Per Capita—Debt Service	
\$0.86	
Deferred Charges	275,292.14
Total Municipal Expenditures	\$4,873,782.06
Required Payments for Local School, County, and Special District Taxes	
13,576,723.92	
TOTAL EXPENDITURES	\$18,450,505.98
Reserve for Uncollected Taxes...	\$2,156,069.35
GRAND TOTAL	\$20,606,575.33

REVENUES REALIZED IN 1967

Surplus revenue appropriated	\$1,519,719.77
Miscellaneous revenues realized ..	1,453,763.48
State aid revenues realized	575,742.71
Delinquent tax and lien collections ..	1,293,780.94
Current tax collections	14,672,093.27
Emergency borrowings	

TOTAL REVENUES \$19,515,100.17

CAPITAL OUTLAY (BY ORDINANCE) 1967

Beaches and boardwalks	
Buildings and equipment	\$136,274.44
Parks and playgrounds	6,362.50
Sanitary sewers	387,769.33
Streets and roads	62,799.04
Water supply	154,738.92
Other purposes	226,221.00
	\$974,165.23

TAXES

Local school taxes	\$10,000,979.32
County taxes	3,596,472.16
Special district taxes	6,522.44
	\$13,603,973.92
Local purpose taxes	2,812,719.60
Veteran and senior citizen tax ...	392,170.00
Total tax levy (for rate purposes)	\$16,808,863.52
Per Capita Total Tax Levy ...	
\$257.65	
General tax rate	
Adjusted business personalty tax rate	
Adjusted general tax rate	
Current Taxes	
1967 taxes levied (total)	\$16,621,417.01
Collected in 1967	14,672,093.27
Per cent of levy col-lected	88.27
Transferred to liens	52,053.64
Adjustments	19,837.98
Balance December 31, 1967	\$1,877,432.12
All Prior Years Taxes Outstanding	
Balance January 1, 1967	\$1,882,255.45
Collected in 1967	1,224,542.04
Adjustments	—17,464.04
Balance December 31, 1967	\$640,249.37
Tax Title Liens Outstanding	
Balance January 1, 1967	\$295,107.48
Redeemed by cash	69,238.90
Adjustments	+71,107.12
Balance December 31, 1967	\$296,975.70
Property Acquired by Deed or Foreclosure	
Balance January 1, 1967	\$61,238.72
Sale for cash	1,125.00
Adjustments	700.00
Balance December 31, 1967	\$60,813.72

CAPITAL DEBT, DECEMBER 31, 1967

Authorized—Issued and Unissued

	Gross Debt	Net Debt
School debt	\$16,659,000.00	\$2,553,832.00
Self-liquidating debt ..	1,916,190.00	581,238.00
Other capital debt	664,741.00	593,207.00
	\$19,239,931.00	\$3,728,277.00
Per Cent	3.62	0.70
Per Capita	\$294.91	\$57.15

Issued and Outstanding

School debt	\$10,392,000.00
Self-liquidating debt	1,795,690.00
Other capital debt	293,221.00
	\$12,480,911.00

Equalized Valuation Basis \$531,308,400.00

CURRENT FINANCES DECEMBER 31, 1967

Cash	\$3,754,211.65
Taxes receivable	2,517,681.49
Tax title liens	296,975.70
Foreclosed property	60,813.72
Other receivables	250,743.56
Emergencies and deferred charges ..	292,317.05
State road aid receivable	618,115.57
	\$7,790,858.74
Cash liabilities	\$1,643,584.84
Reserves for receivables	3,126,214.47
Surplus revenue	3,021,059.43
	\$7,790,858.74

* Includes \$27,250.00 Chapter VI School Debt Service.

TABLE 15T

UNION COUNTY SUMMARY

Population U. S. Census, 1960—504,255 Land Area 103.39 sq. ml. Net Valuation Taxable \$1,953,248,909
 Estimated Population, 1967—571,190 Equalized Valuation \$4,561,916,717

EXPENDITURES FOR 1967

General Government	
Administrative and executive	\$5,559,905.51
Assessment and collection of taxes	1,042,930.75
Financial administration	436,593.87
Public Safety	
Fire protection	8,854,888.60
Police protection	11,736,133.78
Other protection	399,969.40
Civil defense and disaster control	115,044.80
Streets and Roads	
Repairs and maintenance	4,775,621.89
Street lighting	1,286,850.00
Sanitation	
Street cleaning	378,720.00
Garbage and trash removal	2,063,175.52
Sanitary sewers	1,939,346.34
Health and Welfare	
Health services	1,312,414.89
Welfare—public assistance	575,206.00
Hospitals	315,660.71
Recreation	
Beaches and boardwalks	754,019.48
Parks and playgrounds	991,830.00
Other recreational services	
Education (excl. school districts)	
Libraries	2,201,409.00
Other educational services	42,507.00
Statutory Expenditures	
.....	4,294,046.01
Unclassified Purposes	
.....	182,425.00
Total Municipal Functions	\$49,258,698.55
Per Capita—Municipal Functions	
.....	\$86.24
Capital Improvements	
.....	1,972,483.00
Debt Service	
.....	*5,632,971.30
Principal payments	\$3,793,537.13
Interest payments	1,839,434.17
Per Capita—Debt Service	
.....	\$9.86
Deferred Charges	
.....	235,162.02
Total Municipal Expenditures	\$57,099,314.87
Required Payments for Local School, County, and Special District Taxes	
.....	80,809,203.04
TOTAL EXPENDITURES	\$137,908,517.91
Reserve for Uncollected Taxes	
.....	\$7,126,547.67
GRAND TOTAL	\$145,035,065.58

REVENUES REALIZED IN 1967

Surplus revenue appropriated	\$9,407,673.82
Miscellaneous revenues realized	17,913,212.68
State aid revenues realized	1,632,474.09
Delinquent tax and lien collections	2,508,784.70
Current tax collections	115,503,986.07
Emergency borrowings	
TOTAL REVENUES	\$146,966,131.36

CAPITAL OUTLAY (BY ORDINANCE) 1967

Beaches and boardwalks	**\$5,780,520.07
Buildings and equipment	348,950.40
Parks and playgrounds	1,976,125.17
Sanitary sewers	1,315,676.34
Streets and roads	
Water supply	928,274.02
Other purposes	
	\$10,349,546.00

TAXES

Local school taxes	\$67,108,771.61
County taxes	16,050,519.09
Special district taxes	
	\$83,159,290.70
Local purpose taxes	34,669,233.14
Veteran and senior citizen tax	2,772,480.00
Total tax levy (for rate purposes)	\$120,601,003.84
Per Capita Total Tax Levy	
.....	\$211.14
General tax rate	
.....	
Adjusted business personalty tax rate	
.....	
Adjusted general tax rate	
.....	
Current Taxes	
1967 taxes levied (total)	\$119,016,636.32
Collected in 1967	115,503,986.07
Per cent of levy col- lected	97.04
Transferred to liens	57,996.35
Adjustments	591,049.22
Balance December 31, 1967	\$2,863,604.68
All Prior Years Taxes Outstanding	
Balance January 1, 1967	\$4,221,917.53
Collected in 1967	2,418,764.17
Adjustments	74,338.91
Balance December 31, 1967	\$1,728,816.45
Tax Title Liens Outstanding	
Balance January 1, 1967	\$265,814.40
Redeemed by cash	90,020.53
Adjustments	+89,965.61
Balance December 31, 1967	\$265,759.48
Property Acquired by Deed or Foreclosure	
Balance January 1, 1967	\$3,331,991.90
Sale for cash	1,081,848.13
Adjustments	+979,933.33
Balance December 31, 1967	\$3,230,077.10

CAPITAL DEBT, DECEMBER 31, 1967

Authorized—Issued and Unissued	
Gross Debt	Net Debt
School debt	\$111,068,469.00
Self-liquidating debt ..	1,875,000.00
Other capital debt	44,340,288.00
	\$157,283,757.00
	\$43,562,104.00
Per Cent	3.82
Per Capita	\$275.36
	\$76.27

Issued and Outstanding

School debt	\$92,878,018.00
Self-liquidating debt	1,875,000.00
Other capital debt	36,326,994.00
	\$131,080,012.00

Equalized Valuation Basis \$4,112,657,316.00

CURRENT FINANCES DECEMBER 31, 1967

Cash	\$28,327,640.78
Taxes receivable	4,592,421.13
Tax title liens	265,759.48
Foreclosed property	3,230,077.10
Other receivables	340,559.43
Emergencies and deferred charges ..	500,415.56
State road aid receivable	820,788.47
	\$38,077,661.95
Cash liabilities	\$15,351,133.34
Reserves for receivables	8,428,818.14
Surplus revenue	14,297,711.47
	\$38,077,662.95

* Includes \$2,350,087.66 Chapter VI School Debt Service.
 ** Includes \$2,872,628.12 Chapter VI School Capital Outlay.

TABLE 15U

WARREN COUNTY SUMMARY

Population U. S. Census, 1960—63,220 Land Area 362.0 sq. mi. Net Valuation Taxable \$341,105,053
 Estimated Population, 1967—72,900 Equalized Valuation \$413,760,704

EXPENDITURES FOR 1967

General Government	
Administrative and executive	\$543,753.78
Assessment and collection of taxes	146,836.58
Financial administration	43,329.49
Public Safety	
Fire protection	147,046.27
Police protection	496,188.03
Other protection	34,536.00
Civil defense and disaster control	11,120.00
Streets and Roads	
Repairs and maintenance	1,003,568.12
Street lighting	93,230.00
Sanitation	
Street cleaning
Garbage and trash removal	104,295.00
Sanitary sewers	209,900.00
Health and Welfare	
Health services	75,782.97
Welfare—public assistance	39,158.00
Hospitals	6,550.00
Recreation	
Beaches and boardwalks
Parks and playgrounds	64,450.00
Other recreational services	24,500.00
Education (excl. school districts)	
Libraries	58,914.85
Other educational services	321.97
Statutory Expenditures	149,945.17
Unclassified Purposes	5,050.00
Total Municipal Functions	\$3,258,476.23

Per Capita—Municipal Functions	\$44.70
Capital Improvements	775,247.52
Debt Service	*297,799.25
Principal payments .. \$222,000.00	
Interest payments .. 75,799.25	
Per Capita—Debt Service	\$4.09
Deferred Charges	397,796.61
Total Municipal Expenditures	\$4,729,319.61

Required Payments for Local School, County, and Special District Taxes	9,205,178.77
---	--------------

TOTAL EXPENDITURES \$13,934,498.38

Reserve for Uncollected Taxes...	\$1,182,816.89
---	-----------------------

GRAND TOTAL \$15,117,315.27

REVENUES REALIZED IN 1967

Surplus revenue appropriated	\$1,032,151.46
Miscellaneous revenues realized ..	2,694,431.78
State aid revenues realized	652,211.42
Delinquent tax and lien collections ..	704,023.11
Current tax collections	10,363,525.25
Emergency borrowings

TOTAL REVENUES \$15,446,343.02

CAPITAL OUTLAY (BY ORDINANCE) 1967

Beaches and boardwalks
Buildings and equipment	\$248,928.43
Parks and playgrounds	1,611.46
Sanitary sewers	1,066,129.37
Streets and roads	47,145.48
Water supply	21,900.00
Other purposes

\$1,385,714.74

TAXES

Local school taxes	\$6,630,257.33
County taxes	2,747,371.94
Special district taxes
.....	\$9,377,629.27
Local purpose taxes	1,814,775.05
Veteran and senior citizen tax ...	422,764.00
Total tax levy (for rate purposes)	\$11,615,168.32

Per Capita Total Tax Levy	\$159.33
General tax rate
Adjusted business personalty tax rate
Adjusted general tax rate

Current Taxes	
1967 taxes levied (total)	\$11,395,460.31
Collected in 1967	10,363,525.25
Per cent of levy collected	90.94
Transferred to liens	31,947.68
Adjustments	61,325.60
Balance December 31, 1967	\$938,661.78

All Prior Years Taxes Outstanding	
Balance January 1, 1967	\$926,947.39
Collected in 1967	680,880.06
Adjustments	119,591.96
Balance December 31, 1967	\$126,478.37

Tax Title Liens Outstanding	
Balance January 1, 1967	\$77,821.71
Redeemed by cash	23,143.05
Adjustments	+51,734.01
Balance December 31, 1967	\$106,412.67

Property Acquired by Deed or Foreclosure	
Balance January 1, 1967	\$411,642.50
Sale for cash	11,028.83
Adjustments	-31,026.37
Balance December 31, 1967	\$389,587.50

CAPITAL DEBT, DECEMBER 31, 1967

Authorized—Issued and Unissued

	Gross Debt	Net Debt
School debt	\$11,241,341.00	\$1,145,562.00
Self-liquidating debt ..	1,990,250.00	1,930,000.00
Other capital debt ...	3,197,789.00	3,109,255.00
	\$16,429,380.00	\$6,184,817.00
Per Cent	4.56	1.72
Per Capita	\$225.37	\$84.54

Issued and Outstanding

School debt	\$8,767,000.00
Self-liquidating debt	1,120,000.00
Other capital debt	1,006,212.00
	\$10,893,212.00

Equalized Valuation Basis \$360,531,842.00

CURRENT FINANCES DECEMBER 31, 1967

Cash	\$5,904,596.70
Taxes receivable	1,065,137.15
Tax title liens	106,412.67
Foreclosed property	369,587.50
Other receivables	231,171.56
Emergencies and deferred charges ..	56,125.20
State road aid receivable	571,983.45
	\$8,305,014.23
Cash liabilities	\$3,335,166.59
Reserves for receivables	1,772,308.88
Surplus revenue	3,197,538.76
	\$8,305,014.23

* Includes \$172,450.50 Chapter VI School Debt Service.

TABLE 16

STATEMENT OF MUNICIPALLY OPERATED UTILITIES FOR THE YEAR 1967

Line No.	Municipality	Type of Utility	Receipts and Revenues Realized					Total
			Surplus	Rents	Services Rendered—Municipality	Miscellaneous	Deficit (General Budget)	
1	Allendale Boro.	W.	\$18,000.00	\$62,961.43	\$5,000.00	\$6,160.02	\$92,121.45
2	Allenhurst Boro.	W. & S.	39,351.76	3,000.00	1,128.95	43,480.71
3	Allentown Boro.	W.	6,000.00	21,674.51	1,500.00	29,174.51
4	Allentown Boro.	S.
5	Alpha Boro.	W.	12,101.09	30,008.11	3,640.00	45,749.20
6	Andover Boro.	W.	3,575.00	5,892.78	1,500.00	10,967.78
7	Asbury Park City	W.	5,000.00	159,909.48	985.63	165,895.11
8	Asbury Park City	B.	17,826.57	553,824.51	207,770.84	779,421.92
9	Atlantic City—City	W.	319,295.39	535,528.76	27,923.85	882,748.03
10	Atlantic Highlands Boro.	W. & S.	37,651.30	128,520.38	7,500.00	1,751.55	175,433.23
11	Atlantic Highlands Boro.	H. C.	19,300.00	143,143.82	74,279.58	236,723.40
12	Avon Boro.	W.	9,550.00	32,561.40	4,000.00	5,376.95	71,488.35
13	Avon by the Sea Boro.	W.	31,265.18	1,175.00	1,340.08	33,780.26
14	Barnegat Light Boro.	W.	6,000.00	34,776.17	960.00	9,892.13	51,628.30
15	Barnegat Boro.	S.	36,539.46	62,255.18	98,794.64
16	Bayonne City	W. & S.	1,886,119.63	38,000.00	22,676.33	21,738.82	1,968,534.78
17	Beach Haven Boro.	W.	884.67	53,661.21	6,000.00	60,545.88
18	Beachwood Boro.	W.	4,733.04	47,779.03	600.00	3,128.65	56,240.72
19	Belleville Town	W.	481,745.89	2,432.95	484,178.84
20	Belmar Boro.	W.	17,017.48	92,442.68	5,000.00	114,460.16
21	Berlin Boro.	W. & S.	6,300.00	160,019.93	4,545.00	170,864.93
22	Berlin Boro.	W.	10,000.00	93,191.91	4,455.00	11,265.64	118,912.55
23	Berlin Boro.	S.	10,000.00	105,083.14	54,318.28	169,401.42
24	Bloomfield Town	W.	94,249.94	482,467.68	72,298.12	649,015.74
25	Bloomfield Boro.	W.	600.00	8,720.07	2,500.00	11,820.07
26	Boonton Town	W.	31,956.17	233,341.77	8,320.00	3,446.59	277,084.53
27	Bordentown City	W.	13,243.16	130,178.27	1,720.00	7,045.20	154,186.63
28	Bordentown City	S.	831.88	81,361.24	704.90	20,723.25	103,621.27
29	Bordentown Twp.	S.	20,000.00	93,228.03	14,082.20	127,310.23
30	Branchville Boro.	W.	1,540.00	13,031.40	1,760.00	16,331.40
31	Brick Twp.	S.	55,334.85	55,334.85
32	Brielle Boro.	W.	4,559.51	46,383.68	5,500.00	2,600.33	59,043.52
33	Bridgeton City	W. & S.	10,000.00	450,871.16	10,600.00	25,751.35	497,222.51
34	Brigantine City	W. & S.	41,890.52	161,347.87	48,376.98	251,615.37
35	Brooklawn Boro.	W.	1,165.64	23,609.14	24,774.78
36	Burlington City	W.	19,000.00	277,496.83	11,658.85	308,155.68
37	Burlington City	S.	19,000.00	159,126.61	178,126.61
38	Burlington Twp.	S.	4,079.12	91,121.80	22,416.78	117,617.70

Expenditures and Required Payments

Line No.	Municipality	Type of Utility	Operating Costs	Principal Payments	Interest Payments	Capital Improvements	Deferred Charges	Surplus to Municipal Operations	Total
1	Allendale Boro.	W.	\$48,224.30	\$10,000.00	\$13,020.07	\$9,819.33	\$2,836.30	\$83,900.00
2	Allenhurst Boro.	W. & S.	31,245.08	2,625.00	33,870.08
3	Allentown Boro.	W.	16,109.00	3,000.00	433.83	8,500.00	28,042.83
4	Allentown Boro.	S.
5	Alpha Boro.	W.	23,500.00	1,500.00	16,480.08	141.09	41,621.17
6	Andover Boro.	W.	6,339.28	800.00	195.00	3,000.00	1,330.00	11,664.28
7	Asbury Park City	W.	108,300.00	9,000.00	4,675.00	3,000.00	\$34,025.00	161,000.00
8	Asbury Park City	E.	586,500.00	40,000.00	21,700.00	159,126.57	807,326.57
9	Atlantic City—City	W.	377,469.12	5,000.00	11,298.14	129,287.95	583,055.21
10	Atlantic Highlands Boro.	W. & S.	79,000.00	13,000.00	7,200.00	13,000.00	4,951.30	117,151.30
11	Atlantic Highlands Boro.	H. C.	154,700.00	8,000.00	3,600.00	25,000.00	191,300.00
12	Avalon Boro	W.	38,770.00	18,000.00	4,180.00	5,000.00	2,000.00	74,950.00
13	Avon by the Sea Boro.	W.	27,400.00	2,000.00	633.74	9,000.00	32,233.74
14	Barnegat Light Boro.	W.	13,298.30	5,000.00	4,500.00	17,000.00	3,001.70	42,800.00
15	Barrington Boro.	S.	59,190.25	5,000.00	8,006.45	32,600.00	4,742.75	109,539.46
16	Bayonne City	W. & S.	1,171,136.27	570,000.00	207,091.23	15,000.00	5,472.50	1,968,700.00
17	Beach Haven Boro.	W.	47,600.00	3,000.00	1,996.50	4,500.00	788.17	57,884.67
18	Beachwood Boro.	W.	35,300.00	9,000.00	3,833.04	4,400.00	52,533.04
19	Belleville Town	W.	432,286.43	29,000.00	6,634.50	467,920.93
20	Belmar Boro.	W.	59,917.48	8,000.00	14,003.86	21,500.00	103,421.34
21	Belmar Boro.	W. & S.	142,554.73	10,000.00	2,100.00	16,645.27	171,300.00
22	Berlin Boro.	W.	54,128.59	15,000.00	10,175.84	15,000.00	695.57	10,000.00	105,000.00
23	Berlin Boro.	S.	31,540.26	30,000.00	64,390.50	7,000.00	38,089.24	171,000.00
24	Bloomfield Town	W.	523,354.80	45,000.00	6,600.00	50,089.48	625,044.28
25	Bloomsbury Boro.	W.	7,375.00	1,000.00	401.88	1,500.00	600.00	10,876.88
26	Bloomtown	W.	155,907.99	29,000.00	12,195.17	33,594.24	230,697.40
27	Bordentown City	W.	118,272.68	21,000.00	5,642.91	16,305.58	161,221.17
28	Bordentown City	S.	61,737.27	22,000.00	18,701.99	10,666.63	113,105.89
29	Bordentown Twp.	S.	46,200.00	5,000.00	54,758.88	11,305.99	117,264.87
30	Branchville Boro.	W.	12,046.39	4,899.00	17,845.39
31	Brick Twp.	S.	51,851.60	34,970.83	6,925.54	93,747.97
32	Brielle Boro.	W.	37,972.00	7,000.00	587.31	5,200.00	50,769.51
33	Bridgeton City	W. & S.	288,819.00	141,890.59	49,380.26	17,000.00	12,122.00	509,211.85
34	Brightline City	W. & S.	132,783.75	30,000.00	72,628.75	15,151.82	12,561.51	263,125.83
35	Brooklawn Boro.	W.	21,831.14	2,850.00	85.50	24,866.64
36	Burlington City	W.	166,000.00	60,000.00	16,900.00	12,200.00	255,100.00
37	Burlington City	S.	85,260.00	4,000.00	40.00	48,700.00	138,000.00
38	Burlington Twp.	S.	54,000.00	20,000.00	36,606.65	9,000.00	1,966.00	121,572.65

TABLE 16

STATEMENT OF MUNICIPALLY OPERATED UTILITIES FOR THE YEAR 1967—Continued

Line No.	Municipality	Type of Utility	Receipts and Revenues Realized					Total
			Surplus	Rents	Services Rendered—Municipality	Miscellaneous	Deficit (General Budget)	
39	Butler Boro.	W.	\$176,984.27	\$19,737.63	\$16,210.41	\$242,932.31		\$242,932.31
40	Butler Boro.	E.	\$25,000.00	1,143,778.96	21,254.39	1,214,857.36		1,214,857.36
41	Caldwell Boro.	W.	15,000.00	129,491.51	2,846.95	147,338.46		147,338.46
42	Camden City	W.		1,231,423.09	39,350.46	1,270,773.55		1,270,773.55
43	Camden City	S.		1,405,156.05	53,333.41	1,458,489.46		1,458,489.46
44	Cape May City	W. & S.		120,302.34	7,623.75	158,954.77		158,954.77
45	Cedar Grove Twp.	W.	45,000.00	193,009.97	12,258.00	250,267.97		250,267.97
46	Cedar Grove Twp.	S.	8,000.00	119,757.13	2,667.92	130,425.05		130,425.05
47	Cedar Grove Twp.	S, P.	3,000.00	65,670.00	1,859.71	70,529.71		70,529.71
48	Chatham Boro.	W.	25,000.00	117,719.85	8,000.00	150,719.85		150,719.85
49	Cherry Hill Twp. (Twp. Area).	S.	75,000.00	372,635.06		595,279.59		595,279.59
50	Cherry Hill Twp. (D. & S. Area)	S.	40,000.00	202,677.81		399,289.04		399,289.04
51	Clayton Boro.	W.	11,048.87	36,766.14	3,000.00	51,676.95		51,676.95
52	Clayton Boro.	W.	20,000.00	106,743.16	2,073.00	133,065.79		133,065.79
53	Clifton City	W.				45,767.81		45,767.81
54	Clinton Town	W.	4,240.34	55,567.66	5,680.04	69,456.04		69,456.04
55	Collingswood Boro.	W.	30,000.00	202,337.60	12,021.80	251,642.67		251,642.67
56	Collingswood Boro.	S.		148,773.08		158,649.84		158,649.84
57	Cranbury Twp.	W.	6,000.00	25,887.38	2,990.00	35,962.50		35,962.50
58	Cranford Boro.	S, P.		88,615.00		99,757.32		99,757.32
59	Cresskill Boro.	S.	22,462.04	74,595.03		125,992.24		125,992.24
60	Denville Twp.	W.	19,651.91	195,757.53	11,380.00	241,343.82		241,343.82
61	Denville Twp.	S.	7,149.61	63,278.50		138,586.09		138,586.09
62	Deptford Twp.	S.		5,774.66		5,774.66		5,774.66
63	Dover Town	W.		281,646.18		392,070.18		392,070.18
64	Dover Town	P.	4,300.39	74,961.76		83,704.27		83,704.27
65	East Brunswick Twp.	W.	900.00	442,823.88		488,999.02		488,999.02
66	East Brunswick Twp.	S, P.		24,696.70		31,077.13		31,077.13
67	East Greenwich Twp.	W.		14,216.08	7,600.00	31,300.32		31,300.32
68	East Newark Boro.	W.	5,400.00	9,083.66		10,083.66		10,083.66
69	East Orange City	W.	188,145.43	912,752.29		1,147,006.59		1,147,006.59
70	East Paterson Boro.	W.	37,359.83	191,208.95		238,632.85		238,632.85
71	Edison Twp.	W.	71,000.00	557,171.26	30,000.00	688,474.29		688,474.29
72	Egg Harbor City	W. & S.		69,837.09		73,304.71		73,304.71
73	Elizabeth City	W.	67,733.00	1,515,116.83		1,684,258.88		1,684,258.88
74	Elmer Boro.	W.	536.91	12,328.58		16,181.68		16,181.68
75	Emerson Boro.	S.	17,060.00	68,182.04		106,594.79		106,594.79
76	Englewood City	S.	20,000.00	284,485.72		325,639.40		325,639.40
77	Englishtown Boro.	W.	3,960.00	17,832.74	2,800.00	24,592.74		24,592.74

Expenditures and Required Payments

Line No.	Municipality	Type of Utility	Operating Costs	Principal Payments	Interest Payments	Capital Improvements	Deferred Charges	Surplus to Municipal Operations	Total
39	Butler Boro.	W.	\$131,900.00	\$30,000.00	\$12,900.41	\$35,000.00	\$16,599.59	\$226,400.00
40	Butler Boro.	E.	889,400.00	9,000.00	4,610.58	140,000.00	73,989.42	1,117,000.00
41	Caldwell Boro.	W.	135,000.00	151,000.00
42	Camden City	W.	823,265.18	185,000.00	118,686.09	16,000.00	\$35,020.00	1,282,916.66
43	Camden City	S.	702,863.68	415,000.00	280,642.68	8,500.00	120,945.39	1,507,006.36
44	Cape May City	W. & S.	156,883.56	27,000.00	32,100.72	100,000.00	4,989.83	220,674.11
45	Cedar Grove Twp.	W.	175,638.00	11,000.00	5,457.00	44,000.00	236,115.00
46	Cedar Grove Twp.	S.	74,896.00	19,000.00	14,248.00	8,100.00	116,241.00
47	Cedar Grove Twp.	S. P.	29,348.05	20,000.00	5,518.00	13,838.46	68,704.51
48	Chatham Boro.	W.	116,350.00	10,000.00	4,225.00	23,000.00	153,575.00
49	Cherry Hill Twp. (Twp. Area)	S.	286,425.00	83,232.50	95,478.65	33,980.00	3,913.85	503,030.00
50	Cherry Hill Twp. (D. & S. Area)	W.	188,909.14	49,000.00	49,656.81	9,280.00	78.19	296,924.14
51	Clayton Boro.	W.	24,400.00	7,000.00	3,346.87	16,000.00	50,746.87
52	Clementon Boro.	W.	79,020.00	20,000.00	6,717.08	14,000.00	824.60	120,561.68
53	Clifton City	W.	35,000.00	10,767.81	45,767.81
54	Clinton Town	W.	42,825.00	13,000.00	3,410.83	454.51	59,790.34
55	Collingswood Boro.	W.	139,251.39	51,000.00	17,408.77	20,098.61	20,000.00	247,758.77
56	Collingswood Boro.	S.	104,356.25	40,000.00	9,692.70	3,500.00	157,948.95
57	Cranbury Twp.	W.	17,536.00	2,000.00	2,164.00	11,900.00	33,600.00
58	Cranford Boro.	S. P.	44,150.00	35,000.00	11,578.13	13,500.00	2,500.00	106,728.13
59	Cresskill Boro.	S.	72,008.06	5,000.00	21,275.44	3,250.00	11,549.79	21,667.94	134,751.23
60	Denville Twp.	W.	132,300.00	15,000.00	6,942.25	39,550.00	11,639.47	10,191.20	215,622.92
61	Denville Twp.	S.	51,950.00	30,000.00	57,975.00	10,500.00	15,266.82	165,691.82
62	Deptford Twp.	S.	5,400.00	5,400.00
63	Dover Town	W.	189,486.06	10,000.00	6,210.00	67,303.94	20,000.00	293,000.00
64	Dover Town	P.	34,510.00	20,000.00	12,596.33	11,900.00	79,006.33
65	East Brunswick Twp.	W.	305,134.00	25,000.00	122,904.88	7,261.72	460,300.60
66	East Brunswick Twp.	S. P.	22,450.00	22,450.00
67	East Greenwich Twp.	W.	13,853.73	3,000.00	546.27	10,517.45	27,917.45
68	East Newark Boro.	W.	9,600.00	9,600.00
69	East Orange City	W.	864,302.38	5,000.00	1,848.69	125,338.67	10,132.25	1,006,621.99
70	East Peterson Boro.	W.	202,446.00	8,000.00	168.00	6,400.00	29,245.83	246,259.83
71	Edison Twp.	W.	481,532.00	55,000.00	20,751.36	83,600.00	640,883.36
72	Egg Harbor City	W. & S.	50,640.00	17,000.00	5,935.41	1,760.00	1,689.83	77,025.24
73	Elizabeth City	W.	1,041,184.75	142,000.00	34,788.00	114,092.55	345.27	1,332,407.57
74	Elmer Boro.	W.	5,050.00	5,000.00	1,836.91	2,800.00	14,686.91
75	Emerson Boro.	W.	63,077.38	30,535.11	43,588.17	2,400.00	114,065.55
76	Englewood City	S.	266,634.37	5,000.00	8,385.00	300,893.90
77	Englishtown Boro.	W.	10,085.00	5,000.00	1,100.00	24,570.00

TABLE 16

STATEMENT OF MUNICIPALLY OPERATED UTILITIES FOR THE YEAR 1967—Continued

Receipts and Revenues Realized

Line No.	Municipality	Type of Utility	Surplus	Rents	Services Rendered—Municipality	Miscellaneous	Deficit (General Budget)	Total
78	Essex Falls Boro.	W.	\$15,000.00	\$109,644.12	\$34,506.21	\$249,150.33
79	Fairfield Boro.	W.	20,000.00	10,305.72	62,244.40	101,551.21
80	Fairfield Boro.	S.	3,000.00	16,291.72	29,727.93	49,019.65
81	Fair Lawn Boro.	W.	120,000.00	426,541.60	\$20,000.00	22,577.76	689,119.36
82	Farmingdale Boro.	W.	10,482.71	28,930.93	8,901.69	47,615.33
83	Fieldsboro Boro.	W.	2,800.00	5,029.05	131.36	7,963.41
84	Fleming Boro.	W.	71,763.28	3,550.00	75,253.28
85	Florence Twp.	W. & S.	183,494.54	14,000.00	5,188.49	204,683.03
86	Florham Park Boro.	W.	69,000.00	34,650.83	2,000.00	10,664.51	176,315.34
87	Florham Park Boro.	S. P.	47,350.00	47,350.00
88	Franklin Boro.	W. & S.	10,000.00	51,678.80	2,244.36	63,923.16
89	Franklin Twp. (Som.)	W.	58,049.00	211,212.32	26,964.07	296,225.39
90	Freehold Boro.	W. & S.	70,000.00	244,534.41	32,055.41	346,589.82
91	Freehold Twp.	W.
92	Freehold Twp.	S.	5,500.00	45,483.49	50,983.49
93	Garfield City	W.	315,210.41	12,000.00	425.00	\$34,132.50	358,767.91
94	Glasseboro Boro.	W.	123,341.87	4,320.00	127,661.87
95	Glen Ridge Boro.	W.	48,000.00	105,922.64	2,099.28	156,021.92
96	Gloucester City	W.	30,600.00	137,148.83	22,080.00	16,101.40	223,933.23
97	Green Brook Twp.	S.	11,500.00	24,467.14	9,600.00	45,567.14
98	Greenwich Twp. (Glen.)	W.	37,505.61	18,000.00	2,034.20	15,145.10	72,684.91
99	Hackensack City	P.	10,365.59	84,538.42	94,904.01
100	Haddon Twp.	W.	10,000.00	107,764.05	8,400.00	14,399.87	140,563.92
101	Haddon Twp.	S.	18,000.00	100,042.37	23,642.09	201,684.46
102	Haddonfield Boro.	W. & S.	13,000.00	280,228.76	55,834.76	329,063.52
103	Haledon Boro.	W.	160,032.23	9,660.06	9,913.69	179,905.98
104	Hamburg Boro.	W.	27,925.75	2,650.00	30,575.75
105	Hamilton Boro. (Atlantic Co.)	W.	1,000.00	1,090.00
106	Hamilton Twp. (Mercer Co.)	W.	226,609.00	1,160,918.69	84,472.25	1,471,999.94
107	Hammononton Town	S.	12,000.00	98,840.20	9,062.62	119,902.82
108	Hammononton Town	S.	6,800.00	122,340.24	5,733.58	134,873.82
109	Hanover Twp.	S. P.	3,498.74	51,297.06	300.00	58,095.79
110	Harrison Twp.	W.	480,567.39	9,000.00	3,862.71	493,430.10
111	Harvey Cedars Boro.	W.	15,850.00	40,113.00	3,250.00	6,326.01	65,539.01
112	Hawthorne Boro.	W.	229,817.82	7,000.00	18,262.89	285,080.71
113	High Bridge Boro.	W.	10,400.00	14,701.48	4,000.00	29,101.48
114	Highland Park Boro.	W. & S.	282,379.57	8,400.00	5,349.70	296,129.27
115	Highlands Boro.	W.	11,900.00	87,449.70	1,650.00	100,999.70

Expenditures and Required Payments

Line No.	Municipality	Type of Utility	Operating Costs	Principal Payments	Interest Payments	Capital Improvements	Deferred Charges	Surplus to Municipal Operations	Total
78	Essex Fells Boro.	W.	\$167,990.14	\$15,000.00	\$1,903.13	\$38,000.00	\$222,893.27
79	Fairfield Boro.	W.	25,500.00	10,100.00	6,400.00	49,000.00	91,000.00
80	Fairfield Boro.	S.	17,150.00	2,500.00	3,250.00	19,500.00	42,400.00
81	Fair Lawn Boro.	W.	422,400.00	35,000.00	7,527.84	92,000.00	556,927.84
82	Farmingdale Boro.	W.	20,250.00	6,250.00	6,382.79	2,000.00	\$4,799.92	39,682.71
83	Feldsboro Boro.	W.	7,528.47	665.00	8,193.47
84	Flemington Boro.	W.	45,450.00	10,000.00	2,475.00	6,000.00	63,925.00
85	Florence Twp.	W. & S.	123,800.00	42,000.00	10,610.00	1,221.75	8,380.74	186,012.49
86	Florham Park Boro.	W.	54,450.00	16,000.00	4,779.17	87,750.00	162,979.17
87	Florham Park Boro.	S. P.	21,411.29	15,000.00	7,315.88	1,133.10	44,860.27
88	Franklin Boro.	W. & S.	44,070.00	5,000.00	1,130.00	6,000.00	9,091.80	66,291.80
89	Franklin Twp. (Som.)	W.	177,487.00	20,000.00	15,532.50	49,500.00	5,000.00	267,519.50
90	Freehold Boro.	W. & S.	193,520.00	15,000.00	26,800.00	33,500.00	268,820.00
91	Freehold Twp.	W.	6,000.00	17,500.00	1,000.00	24,500.00
92	Frenchtown Boro.	S.	13,286.82	10,000.00	20,008.12	2,000.00	205.06	45,500.00
93	Garfield City	W.	420,144.00	22,000.00	5,000.00	9,000.00	12,488.50	468,632.50
94	Glassboro Boro.	W.	75,500.00	15,000.00	2,861.25	25,000.00	1,216.91	119,578.16
95	Glen Ridge Boro.	W.	68,440.27	4,000.00	375.00	52,652.66	125,467.93
96	Gloucester City	W.	130,550.00	13,000.00	13,243.12	62,588.48	219,381.60
97	Green Brook Twp.	S.	22,800.00	22,000.00	5,000.00	49,800.00
98	Greenwich Twp. (Glou.)	W.	42,379.67	23,000.00	283.06	6,000.00	2,481.25	74,123.98
99	Hackensack City	P.	40,507.00	24,000.00	11,778.66	10,365.59	86,651.25
100	Haddon Twp.	W.	74,875.00	10,000.00	1,325.00	42,500.00	128,800.00
101	Haddon Twp.	S.	90,706.25	60,000.00	13,083.75	24,500.00	188,300.00
102	Haddonfield Boro.	W. & S.	222,935.07	45,000.00	20,971.88	21,000.00	304,906.95
103	Haledon Boro.	W.	112,570.37	19,000.00	8,877.38	10,550.00	\$23,602.25	174,600.00
104	Haledon Boro.	W.	11,556.00	1,500.00	12,000.00	25,050.00
105	Hamburg Boro.	W.	1,000.00	90.00	1,090.00
106	Hamilton Twp. (Atlantic Co.)	S.	437,114.37	329,000.00	171,167.15	104,247.23	1,041,528.95
107	Hammon Twp. (Mercer Co.)	W.	64,500.00	5,000.00	4,025.00	16,963.17	90,488.17
108	Hammon Twp.	S.	64,740.25	10,000.00	11,820.62	11,973.08	2,692.26	101,226.21
109	Hanover Twp.	S. P.	21,515.12	15,000.00	8,093.12	4,600.00	49,118.24
110	Harrison Twp.	W.	431,000.00	1,000.00	432,000.00
111	Harvey Cedars Boro.	W.	24,650.00	3,000.00	280.00	15,000.00	7,000.00	49,930.00
112	Haythorne Boro.	W.	190,650.00	81,100.00	271,750.00
113	High Bridge Boro.	W.	14,400.00	16,000.00	30,400.00
114	Highland Park Boro.	W. & S.	210,400.00	6,000.00	1,023.74	15,000.00	232,423.74
115	Highlands Boro.	W.	67,546.94	9,000.00	5,853.06	7,500.00	89,900.00

TABLE 16

STATEMENT OF MUNICIPALLY OPERATED UTILITIES FOR THE YEAR 1967—Continued

Line No.	Municipality	of Type Utility	Receipts and Revenues Realized					Deficit (General Budget)	Total
			Surplus	Rents	Services Rendered—Municipality	Miscellaneous			
116	Hightstown Boro.	W. & S.	\$26,645.00	\$140,280.25	\$3,000.00	\$4,859.18	\$174,784.43
117	Hillside Twp.	S. P.	3,000.00	71,795.00	4,070.76	78,865.76
118	Hoboken City	W.	474,359.4	53,474.61	\$13,790.90	541,624.65
119	Hoboken City	S.	612,672.40	103,606.50	100,694.05	816,972.95
120	Ho-ho-kus Boro.	W.	15,400.00	57,403.89	6,075.00	2,001.00	80,879.89
121	Hopewell Boro.	W.	6,000.00	24,101.15	1,000.00	1,468.76	32,569.91
122	Island Heights Boro.	W. & S.	9,248.61	45,781.84	6,560.64	91,657.28	4,519.38	66,110.47
123	Jersey City—City	W.	133,000.00	2,092,045.37	15,229.32	7,012.82	2,331,932.17
124	Keansburg Boro.	W. & S.	229,187.78	41,680.94	236,200.60
125	Kearny Town	W.	766,802.70	2,811.62	808,483.64
126	Keyport Boro.	W.	5,500.00	96,322.99	1,371.37	6,353.39	104,634.61
127	Lakehurst Boro.	W. & S.	43,263.10	2,625.00	50,987.86
128	Lavallette Boro.	W. & S.	75,128.48	77,753.48
129	Lawnside Boro.	E.	145,749.90	5,391.25	151,141.15
130	Leonia Boro.	S.	23,471.92	38,787.27	17,762.10	80,021.29
131	Lincoln Park Boro.	S. P.	2,750.00	40,236.50	1,482.44	44,468.94
132	Livingston Twp.	W.	35,266.37	60,616.10	17,806.25	17,965.40	131,654.12
133	Livingston Twp.	W.	66,877.28	405,564.23	23,555.94	495,997.45
134	Livingston Twp.	S. P.	20,000.00	98,435.00	118,435.00
135	Lodi Boro.	W.	34,700.00	343,736.69	30,000.00	11,689.12	420,125.81
136	Long Beach Twp.	W.	16,161.90	3,250.00	2,790.93	9,097.17	31,300.00
137	Lyndhurst Twp.	W.	30,000.00	207,306.68	7,500.00	7,536.20	252,342.88
138	Madison Boro.	W.	250,940.55	15,347.64	266,288.19
139	Madison Boro.	E.	1,040,511.85	10,586.37	1,051,098.22
140	Manasquan Boro.	W. & S.	21,000.00	161,961.25	10,413.78	7,262.00	200,637.03
141	Manasquan Boro.	W.	19,491.41	107,109.99	1,298.90	127,900.30
142	Manville Boro.	W.	115,534.14	10,000.00	125,534.14
143	Maple Shade Twp.	W.	17,500.00	154,074.12	9,000.00	14,319.36	194,893.48
144	Maple Shade Twp.	S.	33,718.73	103,294.50	15,889.08	19,315.46	172,217.77
145	Maplewood Twp.	S. P.	128,957.50	1,088.21	130,045.71
146	Margate City	W.	89,112.62	8,500.00	2,873.00	100,485.62
147	Matawan Boro.	W.	20,000.00	114,112.33	315.00	6,387.88	140,815.21
148	Matawan Boro.	S.	66,877.02	29,405.90	32,453.05	128,735.97
149	Matawan Twp.	W.	10,000.00	101,651.28	3,899.47	115,550.75
150	Maywood Boro.	S.	32,851.42	86,120.84
151	Maywood Boro.	S. P.	57,392.50	6,345.58	53,269.42	63,738.08
152	Medford Twp.	S.	801.16	105,663.21	2,000.00	2,589.42	109,053.79
153	Mendham Boro.	W.	17,679.80	49,685.68	4,015.81	73,381.29

Expenditures and Required Payments

Line No.	Municipality	Type of Utility	Operating Costs	Principal Payments	Interest Payments	Capital Improvements	Deferred Charges	Surplus to Municipal Operations	Total
116	Hightstown Boro.	W. & S.	\$91,500.00	\$26,000.00	\$23,325.00	\$23,000.00	\$5,000.00	\$168,825.00
117	Hillside Twp.	S. P.	46,500.00	15,000.00	10,000.00	10,000.00	81,500.00
118	Hoboken City	W.	551,632.10	6,616.31	558,248.41
119	Hoboken City	S.	198,918.33	231,000.00	366,992.88	24,509.84	821,421.05
120	Ho-ho-kus Boro.	W.	53,677.48	10,000.00	2,900.00	13,000.00	10,000.00	89,577.48
121	Hopewell Boro.	W.	15,550.00	15,000.00	30,550.00
122	Island Heights Boro.	W. & S.	18,400.00	32,000.00	9,017.86	6,692.61	66,110.47
123	Jersey City—City	W.	1,721,308.00	431,000.00	183,561.00	84,600.00	651.50	2,423,120.50
124	Kearnsburg Boro.	W. & S.	169,892.55	31,000.00	23,323.66	6,192.45	8,400.00	\$13,000.00	251,808.66
125	Kearny Town	W.	487,277.70	201,000.00	33,661.32	37,000.00	758,939.02
126	Keyport Boro.	W.	79,737.93	10,000.00	2,440.00	14,122.07	106,300.00
127	Lakehurst Boro.	W. & S.	32,403.54	7,505.00	19,800.00	19,032.86	58,941.40
128	Lavallette Boro.	W. & S.	35,200.00	7,800.00	6,000.00	10,000.00	65,000.00
129	Lavallette Boro.	E.	124,200.00	20,640.00	4,000.00	23,214.00	138,000.00
130	Lawnside Boro.	S.	19,739.00	67,593.00
131	Leonia Boro.	S. P.	26,423.16	10,000.00	5,471.50	41,894.66
132	Lincoln Park Boro.	W.	43,250.00	10,000.00	47,862.50	7,611.49	9,473.87	118,197.86
133	Livingston Twp.	W.	292,602.00	79,000.00	12,770.00	95,300.00	479,672.00
134	Livingston Twp.	S. P.	56,047.00	20,000.00	2,053.50	39,899.50	118,000.00
135	Lodi Boro.	W.	278,800.00	38,000.00	34,398.32	14,700.00	25,000.00	29,779.62	420,677.94
136	Long Beach Twp.	W.	21,622.96	5,000.00	3,200.00	11,338.50	3,977.04	45,138.50
137	Lyndhurst Twp.	W.	175,200.00	15,000.00	30,000.00	220,200.00
138	Madison Boro.	W.	105,766.92	39,000.00	18,588.17	33,949.29	30,000.00	227,304.38
139	Madison Boro.	E.	623,915.71	41,000.00	12,885.41	49,843.27	116,000.00	843,644.39
140	Mahwah Twp.	W.	109,500.00	33,400.00	14,690.00	24,800.00	6,000.00	188,390.00
141	Manasquan Boro.	W. & S.	68,660.02	10,000.00	2,191.41	14,250.00	95,101.43
142	Manville Boro.	W.	78,050.00	29,000.00	8,600.00	14,500.00	130,150.00
143	Maple Shade Twp.	W.	88,475.00	17,310.38	15,788.38	8,600.00	4,064.62	50,000.00	190,638.38
144	Maple Shade Twp.	W.	56,833.95	14,736.20	33,973.85	15,000.00	65,504.85	176,048.85
145	Maplewood Twp.	S. P.	57,786.60	28,000.00	36,052.26	26,506.80	148,345.66
146	Margate City	W.	60,000.00	26,000.00	8,751.75	94,751.75
147	Matawan Boro.	W.	80,600.00	8,000.00	2,232.00	33,483.39	16,084.61	140,400.00
148	Matawan Boro.	S.	60,926.62	20,000.00	33,446.18	8,000.00	18,269.75	132,582.59
149	Matawan Twp.	W.	49,189.95	12,000.00	10,728.00	14,582.09	86,500.00
150	Maywood Boro.	S.	82,868.85	8,000.00	476.00	91,344.85
151	Maywood Boro.	S. P.	22,450.00	11,210.00	39,000.00	72,660.00
152	Medford Twp.	S.	22,100.00	89,570.85	111,670.85
153	Mendham Boro.	W.	33,576.05	5,000.00	603.75	19,500.00	58,679.80

TABLE 16

STATEMENT OF MUNICIPALLY OPERATED UTILITIES FOR THE YEAR 1967—Continued

Line No.	Municipality	Type of Utility	Receipts and Revenues Realized					Deficit (General Budget)	Total
			Surplus	Rents	Services Rendered—Municipality	Miscellaneous			
154	Mendham Boro.	S.	\$34,949.76	\$246,500.00	\$281,449.76	
155	Metuchen Boro.	S. P.	15,463.89	15,463.89	
156	Middlesex Boro.	S. P.	39,308.86	39,308.86	
157	Milford Boro.	W.	\$5,700.00	16,252.32	\$3,070.00	25,022.32	
158	Milford Boro.	W.	262.19	84,378.96	4,110.00	88,751.15	
159	Milford Boro.	E.	533,696.06	4,716.71	538,412.77	
160	Milville City	W.	16,612.71	223,866.33	45,450.00	17,320.65	303,249.69	
161	Milville City	S.	263,230.28	22,070.54	285,300.82	
162	Milville City	A.	59,911.28	13,204.20	73,115.48	
163	Montclair Town	W.	75,000.00	556,554.71	10,000.00	19,455.12	661,009.83	
164	Moonachie Boro.	S.	56,458.49	39,174.87	95,633.36	
165	Moorestown Twp.	W.	37,650.00	236,557.25	12,075.00	6,052.84	292,335.09	
166	Moorestown Twp.	S.	38,808.00	149,952.03	7,885.85	196,645.88	
167	Morris Twp.	S.	68,000.00	151,062.67	50,933.83	269,996.50	
168	Morris Plains Boro.	S. P.	1,300.00	23,963.50	300.00	25,563.50	
169	Morristown Town	W.	686,521.18	55,925.55	48,940.87	791,387.60	
170	Morristown Town	A.	38,000.00	152,287.01	252,736.73	443,023.74	
171	Mountain Lakes Boro.	W.	7,000.00	70,334.00	8,880.00	17,402.31	103,616.31	
172	Mountainside Boro.	S. P.	4,870.00	61,442.50	66,312.50	
173	Mount Ephraim Boro.	W.	7,000.00	51,376.60	4,500.00	347.43	63,224.12	
174	National Park Boro.	W.	3,078.00	30,188.13	5,300.00	912.69	39,478.82	
175	Neptune Twp. (Western Area)	S.	174,407.41	174,407.41	
176	Neptune Twp. (Mid-town Area)	S.	29,226.66	97,172.51	5,087.03	131,486.20	
177	Neptune City Boro.	S.	15.00	13,307.03	18,820.00	
178	Netcong Boro.	W.	11,132.91	36,839.17	47,972.08	
179	Newark City	W.	1,320,000.00	6,650,683.90	10,000.00	164,231.50	8,134,915.40	
180	New Brunswick City	W.	58,000.00	721,616.15	1,400.00	141,362.96	930,979.11	
181	Newfield Boro.	W.	16,736.26	1,400.00	398.98	18,535.24	
182	Newton Town	W. & S.	149,762.35	7,363.01	157,125.36	
183	North Arlington Boro.	W.	23,500.00	141,054.56	7,000.00	11,787.19	183,341.75	
184	North Brunswick Twp.	W.	279,732.53	10,000.00	21,798.41	311,530.94	
185	North Brunswick Twp.	S.	40,000.00	245,644.08	285,644.08	
186	North Caldwell Boro.	W.	6,230.00	66,566.27	3,100.00	6,402.82	82,299.09	
187	Nutley Town	W.	303,814.95	7,418.86	311,233.81	
188	Oakland Boro.	W.	19,614.68	197,265.81	15,000.00	19,236.90	251,117.39	
189	Ocean City—City	S.	16,501.33	74,066.57	90,567.90	
190	Ocean Gate Boro.	W.	5,000.00	19,871.60	930.46	25,802.06	
191	Oceanport Boro.	W.	2,528.22	31,359.86	1,711.20	2,267.85	39,938.91	
								2,071.78	

Expenditures and Required Payments

Line No.	Municipality	Type of Utility	Operating Costs	Principal Payments	Interest Payments	Capital Improvements	Deferred Charges	Surplus to Municipal Operations	Total
154	Mendham Boro.	S.	\$15,578.80	\$37,500.00	\$16,227.06	\$69,305.86
155	Metuchen Boro.	S. P.	16,281.45	16,281.45
156	Mettlesex Boro.	S. P.	21,950.00	21,950.00
157	Millford Boro.	W.	17,800.00	11,500.00	29,300.00
158	Milltown Boro.	W.	66,837.15	\$2,000.00	128.34	4,138.42	\$262.19	73,366.10
159	Milltown Boro.	E.	327,220.23	6,000.00	2,000.83	27,446.14	19,081.17	\$125,000.00	506,748.37
160	Millville City	W.	170,541.28	47,000.00	42,066.12	25,200.00	21.83	284,829.23
161	Millville City	S.	81,726.00	20,000.00	7,738.17	26,500.00	135,964.17
162	Millville City	A.	58,146.45	9,498.00	67,644.45
163	Montclair Town	W.	499,152.50	45,000.00	16,358.70	75,000.00	635,511.20
164	Moontachie Boro.	S.	33,225.00	23,461.54	19,995.28	1,070.00	77,751.82
165	Moorestown Twp.	W.	143,450.00	53,500.00	3,500.00	59,500.00	259,950.00
166	Moorestown Twp.	S.	69,460.00	81,000.00	12,324.18	15,760.82	7,463.00	186,208.00
167	Morris Twp.	S.	114,624.00	60,000.00	66,334.00	13,442.00	254,400.00
168	Morris Plains Boro.	S. P.	14,310.00	10,890.00	25,200.00
169	Morristown Town	W.	544,874.64	126,000.00	57,241.86	39,129.50	40,802.04	808,048.04
170	Morristown Town	A.	356,967.00	31,500.00	9,833.00	74,000.00	472,400.00
171	Mountain Lakes Boro.	W.	62,900.00	2,000.00	5,517.17	4,500.00	12,200.00	82,617.17
172	Mountainside Boro.	S. P.	34,820.00	8,550.00	500.00	14,000.00	59,550.00
173	Mount Ephraim Boro.	W.	45,050.00	17,225.00	2,366.93	42,903.00
174	National Park Boro.	W.	12,800.81	10,000.00	510.26	3,727.58	172,350.55
175	Neptune Twp. (Western Area)	S.	68,315.00	99,207.97	1,000.00	115,926.66
176	Neptune Twp. (Mid-town Area)	S.	72,457.00	40,000.00	969.66	2,500.00	22,520.00
177	Neptune City Boro.	S.	19,200.00	500.00	2,820.00	49,132.91
178	Netcong Boro.	W.	26,700.00	7,000.00	1,432.91	14,000.00	452,268.86
179	Newark City	W.	4,936,496.42	836,000.00	413,962.54	13,256.47	47,404.23	6,638,727.82
180	New Brunswick City	W.	667,452.63	111,000.00	42,891.00	50,000.00	10,578.84	932,004.33
181	New Brunswick City	W.	11,400.00	100.00	4,600.00	997.08	17,097.08
182	Newton Boro.	W. & S.	79,750.67	30,000.00	22,637.00	21,000.00	20,573.70	163,966.51
183	North Arlington Boro.	W.	155,050.00	15,000.00	1,654.80	10,553.70	192,253.50
184	North Brunswick Twp.	W.	180,600.00	75,000.00	64,704.00	3,224.31	323,528.31
185	North Brunswick Twp.	S.	217,000.11	3,000.00	63,999.89	281,000.00
186	North Caldwell Boro.	W.	66,230.63	800.00	5,200.00	8,000.00	83,230.63
187	Nutley Town	W.	293,776.28	100.00	16,573.72	310,450.00
188	Oakland Boro.	W.	164,013.70	41,250.00	26,385.78	9,270.10	3,312.42	244,232.00
189	Ocean City—City	S.	3,000.00	10,000.00	63,501.33	5,000.00	76,501.33
190	Ocean Gate Boro.	W.	16,200.00	5,000.00	26,200.00
191	Oceanport Boro.	W.	25,050.00	13,000.00	2,650.00	40,700.00

TABLE 16

STATEMENT OF MUNICIPALLY OPERATED UTILITIES FOR THE YEAR 1967—Continued

Line No.	Municipality	Type of Utility	Receipts and Revenues Realized					Total
			Surplus	Rents	Services Rendered—Municipality	Miscellaneous	Deficit (General Budget)	
192	Ogdensburg Boro.	W.	\$19,627.94	\$19,627.94	\$19,627.94
193	Orange City	W.	\$50,000.00	461,688.06	\$28,539.94	540,228.00
194	Paramus Boro.	W.	13,710.40	220,108.52	102,723.62	336,542.54
195	Paramus Boro.	S. P.
196	Park Ridge Boro.	W.	29,320.37	126,745.17	4,502.77	160,568.31
197	Park Ridge Boro.	E.	62,850.00	477,026.17	12,978.87	552,855.64
198	Parsippany Troy Hills Twp.	W.	85,194.60	417,445.39	\$17,850.00	44,557.61	595,047.60
199	Parsippany Troy Hills Twp.	S.	21,469.73	325,558.22	85,094.45	\$198,695.53	630,817.93
200	Paulsboro Boro.	W.	4,367.66	79,488.95	1,600.00	85,456.61
201	Paulsboro Boro.	S.	7,292.01	48,231.30	55,523.31
202	Peapack & Gladstone Boro.	W.	3,600.00	37,776.58	1,300.00	4,722.35	47,398.93
203	Peapack & Gladstone Boro.	S.	10,586.00	63,214.00	16,000.00	89,800.00
204	Pemberton Boro.	W. & S.	12,027.25	47,348.27	59,375.52
205	Pemberton Boro.	E.	15,120.30	85,753.45	3,450.00	26,030.32	104,325.75
206	Pemberton Twp.	W. & S.	8,010.43	66,293.90	100,334.65
207	Pennington Boro.	W.	12,000.00	33,563.07	3,600.00	771.15	49,934.22
208	Pennsville Twp.	W.	111,246.25	11,725.00	8,683.36	73,257.29	204,911.90
209	Pequannock Twp.	W.	15,000.00	130,880.91	25,344.00	12,290.55	183,515.46
210	Pequannock Twp.	S.	9,233.95	37,099.70	35,046.04	81,379.69
211	Perth Amboy City	W.	188,967.33	728,161.80	29,175.00	6,500.00	952,804.13
212	Pine Beach Boro.	W.	17,726.50	1,440.00	2,698.81	21,865.31
213	Piscataway Twp.	W.	77,633.40	531,630.29	16,540.00	625,803.69
214	Piscataway Twp.	S.	14,851.00	207,043.34	4,277.90	226,172.24
215	Pleasantville City	W. & S.	71,444.61	150,193.57	31,793.51	253,431.69
216	Point Pleasant Boro.	W.	167,052.67	1,000.00	14,334.10	182,386.77
217	Point Pleasant Beach Boro.	W. & S.	7,000.00	113,900.56	5,000.00	4,892.46	130,793.02
218	Rahway City	W.	75,000.00	497,067.60	14,516.76	587,184.36
219	Ramsey Boro.	W.	29,127.63	151,402.40	10,950.00	18,442.19	209,922.22
220	Ramsey Boro.	S. P.	21,861.08	49,988.90	13,632.36	85,481.94
221	Randolph Twp.	W.	28,402.52	333,027.45	900.00	6,666.48	384,121.81
222	Red Bank Boro.	S.	50,000.00	62,505.00	650.00	30,614.27	74,121.81
223	Ridgefield Boro.	S. P.
224	Ridgewood Twp.	W.	375,788.38	969,104.24	46,245.00	67,454.73	1,448,592.35
225	Ridgewood Twp.	P.	20,500.00	74,046.00	1,911.22	96,457.22
226	Ridgewood Twp.	S. P.	35,000.00	51,217.00	1,400.00	87,617.00
227	Riverdale Boro.	W.	3,607.35	30,966.99	2,000.00	2,155.27	38,729.61
228	River Vale Twp.	S. P.
229	Rockaway Boro.	W.	53,000.00	104,587.55	12,150.00	10,681.68	180,419.23
230	Rockaway Twp.	W.	37,320.51	89,351.49	13,050.00	15,068.08	154,790.08

Expenditures and Required Payments

Line No	Municipality	Type of Utility	Operating Costs	Principal Payments	Interest Payments	Capital Improvements	Deferred Charges	Surplus to Municipal Operations	Total
192	Ogdensburg Boro.	W.	\$15,927.55	...	\$800.00	\$5,767.58	\$813.36	\$23,413.94
193	Orange City	W.	409,116.28	\$47,000.00	38,642.25	10,000.00	2,947.49	507,706.02
194	Paramus Boro.	W.	117,961.81	55,000.00	148,323.56	321,285.40
195	Paramus Boro.	S. P.
196	Park Ridge Boro.	W.	94,224.00	10,000.00	5,171.37	50,925.00	160,320.37
197	Park Ridge Boro.	W.	410,375.00	60,475.00	\$50,000.00	520,850.00
198	Parsippany Troy Hills Twp.	W.	392,955.10	40,000.00	37,389.50	62,500.00	532,844.60
199	Parsippany Troy Hills Twp.	S.	267,054.74	100,000.00	290,517.50	6,265.00	9,000.00	672,837.24
200	Paulsboro Boro.	W.	59,650.00	13,000.00	2,614.30	10,000.00	703.36	85,967.66
201	Paulsboro Boro.	S.	49,350.00	1,500.00	155.00	2,500.00	1,637.01	55,192.01
202	Peapack & Gladstone Boro.	W.	26,800.00	15,000.00	2,500.00	44,300.00
203	Peapack & Gladstone Boro.	S.	32,000.00	5,000.00	52,800.00	89,800.00
204	Pemberton Boro.	W. & S.	30,400.00	6,000.00	3,377.25	6,000.00	5,000.00	1,250.00	52,027.25
205	Pemberton Boro.	E.	70,700.00	3,000.00	343.75	5,000.00	826.55	8,450.00	88,320.30
206	Pemberton Boro.	W. & S.	67,000.00	6,500.00	3,100.00	19,000.00	6,410.43	102,010.43
207	Pennington Boro.	W.	20,700.00	8,000.00	3,051.00	17,549.00	49,300.00
208	Pennsylv Twp.	W.	84,386.08	25,000.00	17,420.00	77,028.92	1,076.90	204,911.90
209	Pequanock Twp.	W.	90,000.00	1,500.00	364.37	74,000.00	2,434.17	168,298.54
210	Pequanock Twp.	S.	29,720.00	4,000.00	5,893.95	53,233.95
211	Perth Amboy City	W.	558,603.81	98,000.00	29,392.75	18,396.28	21,894.28	75,000.00	801,487.12
212	Pine Beach Boro.	W.	8,924.38	9,015.62	2,100.00	20,040.00
213	Piscataway Twp.	S.	163,179.71	125,000.00	245,232.25	219.25	533,631.21
214	Pitman Boro.	W. & S.	124,900.20	39,000.00	9,079.60	5,000.00	12,571.20	190,551.00
215	Pleasantville City	S.	104,807.23	30,000.00	64,173.09	3,492.77	65,771.52	268,214.61
216	Point Pleasant Boro.	W.	102,272.92	20,000.00	2,127.08	51,100.00	22,000.00	197,500.00
217	Point Pleasant Beach Boro.	W. & S.	61,500.00	14,000.00	9,368.33	10,000.00	94,868.33
218	Rahway City	W.	473,552.25	11,000.00	2,547.75	75,000.00	562,100.00
219	Ramsey Boro.	W.	150,525.00	19,000.00	23,277.63	192,802.63
220	Ramsey Boro.	S. P.	40,900.00	27,500.00	11,907.69	1,000.00	3,953.39	85,261.08
221	Randolph Twp.	W.	19,545.95	14,000.00	34,601.34	22,902.52	90,649.81
222	Red Bank Boro.	W.	268,075.00	34,000.00	12,000.00	40,000.00	354,075.00
223	Ridgfield Boro.	S. P.	29,100.00	8,400.00	37,500.00
224	Ridgewood Twp.	W.	671,007.00	130,000.00	36,781.38	558,000.00	5,000.00	1,400,788.38
225	Ridgewood Twp.	P.	43,342.00	15,882.40	3,650.99	12,764.61	75,640.00
226	Ridgewood Twp.	S. P.	42,756.00	5,374.00	48,130.00
227	Riverdale Boro.	W.	21,303.00	8,000.00	6,504.35	600.00	36,407.35
228	River Vale Twp.	S. P.
229	Rockaway Boro.	W.	55,752.34	16,000.00	1,673.00	15,025.00	50,000.00	138,450.34
230	Rockaway Twp.	W.	79,725.65	15,000.00	39,068.00	42,000.00	46,997.85	222,791.50

TABLE 16

STATEMENT OF MUNICIPALLY OPERATED UTILITIES FOR THE YEAR 1967—Continued

Receipts and Revenues Realized								
Line No.	Municipality	Type of Utility	Surplus	Rents	Services Rendered—Municipality	Miscellaneous	Deficit (General Budget)	Total
231	Rocky Hill Boro.	W.	\$15,838.91	\$10,917.41	\$1,000.00	\$27,756.32
232	Roosevelt Boro.	W. & S.	26,502.47	26,502.47
233	Roseland Boro.	W.	3,000.00	81,959.05	4,000.00	97,892.02
234	Roseland Boro.	S.	81,056.05	\$8,932.97	\$51,603.50	132,659.55
235	Roxbury Twp.	W.
236	Roxbury Twp.	S.	6,072.84	28,909.52	19,949.28	54,931.64
237	Saddle Brook Twp.	W.	154,157.85	6,000.00	12,020.55	194,720.00
238	Salem City	W. & S.	203,150.05	22,541.60	194,720.00
239	Sayreville Boro.	W.	86,000.00	531,675.91	21,225.00	34,658.73	203,150.05
240	Sea Girt Boro.	W.	24,775.46	35,481.48	5,400.00	3,962.78	673,559.64
241	Sea Isle City—City	W. & S.	1,445.00	64,514.81	1,500.00	13,720.00	69,619.72
242	Seaside Heights Boro.	W.	2,913.53	110,039.50	2,910.00	8,701.40	81,179.81
243	Seaside Heights Boro.	E.	17,316.25	226,547.62	3,000.00	3,285.41	125,564.43
244	Seaside Park Boro.	W. & S.	2,849.47	88,481.00	1,500.00	6,689.80	250,149.28
245	Ship Bottom Boro.	W.	10,000.00	55,480.12	4,000.00	3,575.38	2,753.63	102,273.90
246	Somerdale Boro.	S.	13,300.00	54,027.25	13,747.72	73,055.50
247	South Amboy City	W.	20,000.00	138,520.57	7,010.00	81,074.97
248	South Belmar Boro.	W. & S.	6,383.65	38,415.77	610.07	165,530.57
249	South Orange Village	W.	27,000.00	295,153.79	20,000.00	9,883.78	45,409.49
250	South Plainfield Boro.	S.	43,000.00	430,729.61	5,794.34	352,037.57
251	South River Boro.	W.	131,000.00	134,013.91	10,500.00	436,523.95
252	South River Boro.	E.	131,000.00	819,157.74	35,582.40	187,513.91
253	Spotswood Boro.	W.	78,798.69	985,740.14
254	Spotswood Boro.	S.	43,211.20	7,847.63	86,646.32
255	Springfield Twp. (Union)	S. P.	11,000.00	88,405.00	25,000.00	36,000.00	104,211.20
256	Spring Lake Boro.	W.	16,848.47	92,431.27	19,615.73	119,020.73
257	Spring Lake Heights	W. & S.	23,246.65	158,573.44	4,841.18	114,120.92
258	Stanhope Boro.	W.	31,793.92	3,430.61	181,820.09
259	Stockton Boro.	W.	325.00	8,405.50	302.00	35,134.53
260	Stone Harbor Boro.	W.	500.00	48,637.54	100.00	2,800.70	9,032.50
261	Surf City Boro.	W.	53,200.00	49,672.60	2,065.00	11,803.51	52,038.24
262	Surf City Boro.	S.	23,000.00	72,190.34	116,741.11
263	Sussex Boro.	W. & S.	17,556.38	58,019.81	390.50	95,190.34
264	Swedesboro Boro.	W. & S.	4,069.09	45,889.70	1,425.00	412.10	85,966.69
265	Totowa Boro.	W.	155,377.71	2,100.00	31,935.67	31,435.89
266	Trenton City	W.	500,000.00	2,531,870.45	32,869.20	280,971.27	189,413.38
267	Union Beach Boro.	W.	80,147.88	13,835.00	2,350.00	3,345,710.92
268	Verona Boro.	W.	23,209.46	223,255.39	5,000.00	20,769.06	96,332.88
269	Verona Boro.	S. P.	41,135.75	272,233.91
270	Vineland City	W. & S.	45,000.00	328,400.87	18,537.50	37,760.73	41,135.75
271	Vineland City	E.	51,000.00	4,051,453.18	64,081.68	429,699.10
270	Vineland City	E.	51,000.00	4,051,453.18	64,081.68	4,166,534.86

Expenditures and Required Payments

Line No.	Municipality	Type of Utility	Operating Costs	Principal Payments	Interest Payments	Capital Improvements	Deferred Charges	Surplus to Municipal Operations	Total
231	Rocky Hill Boro.	W.	\$8,350.00	\$5,800.00	\$15,688.91	\$29,838.91
232	Roosevelt Boro.	W. & S.	20,789.01	\$2,000.00	\$1,102.50	3,475.10	27,366.61
233	Roseland Boro.	W.	73,195.00	73,195.00
234	Roseland Boro.	S.	60,930.00	72,673.50	8,000.00	141,603.50
235	Roxbury Twp.	W.
236	Roxbury Twp.	S.	19,729.83	41,180.23
237	Saddle Brook Twp.	W.	166,320.00	24,000.00	2,185.85	550.00	714.55	194,720.00
238	Salem City	W. & S.	133,909.17	14,000.00	2,297.50	10,000.00	22,850.75	183,057.42
239	Sayreville Boro.	W.	287,450.00	89,000.00	73,211.50	165,000.00	614,661.50
240	Sea Girt Boro.	W.	32,702.00	5,000.00	6,815.63	44,517.63
241	Sea Isle City—City	W. & S.	35,249.45	5,000.00	335.42	22,345.38	62,930.25
242	Seaside Heights Boro.	W.	37,700.00	16,000.00	2,968.53	12,000.00	\$51,500.00	120,168.53
243	Seaside Heights Boro.	W.	257,665.55	2,000.00	416.25	17,000.00	277,081.80
244	Seaside Park Boro.	W. & S.	71,900.00	22,000.00	6,798.93	1,750.00	102,448.93
245	Ship Bottom Boro.	W.	26,609.04	3,000.00	3,000.00	19,390.96	52,000.00
246	Somerdale Boro.	S.	46,902.24	10,000.00	4,713.33	8,000.00	5,684.43	6,000.00	81,300.00
247	South Amboy City	W.	127,175.00	6,000.00	2,443.00	20,000.00	155,618.00
248	South Belmar Boro.	W. & S.	44,350.00	1,900.00	46,250.00
249	South Orange Village	W.	234,420.00	50,000.00	7,630.00	21,950.00	314,000.00
250	South Plainfield Boro.	S.	213,053.12	30,000.00	159,909.38	37.50	403,000.00
251	South River Boro.	W.	83,300.00	9,000.00	7,552.50	24,100.00	262.50	64,000.00	188,215.00
252	South River Boro.	W.	516,483.26	95,000.00	17,286.25	76,136.74	525.00	962,411.25
253	Spotswood Boro.	W.	64,300.00	7,000.00	7,470.00	10,000.00	88,770.00
254	Spotswood Boro.	S.	40,000.00	23,000.00	76,205.00	141,205.00
255	Springfield Twp. (Union)	S. P.	64,050.00	25,000.00	15,080.00	6,000.00	110,130.00
256	Spring Lake Boro.	W.	5,000.00	4,000.00	4,791.43	4,000.00	89,291.43
257	Spring Lake Heights	W. & S.	53,400.00	40,000.00	40,496.65	11,250.00	10,100.00	155,246.65
258	Stanhope Boro.	W.	18,750.00	8,177.63	72.37	27,000.00
259	Stockton Boro.	W.	5,275.00	2,000.00	200.00	1,950.00	9,425.00
260	Stone Harbor Boro.	W.	27,731.14	27,731.14
261	Surf City Boro.	W.	31,300.00	500.00	60.00	41,968.89	10,000.00	83,828.89
262	Surf City Boro.	W.	23,138.47	10,000.00	20,500.00	26,248.93	361.53	80,248.93
263	Sussex Boro.	W. & S.	34,063.43	10,000.00	18,341.88	1,000.00	10,055.00	73,482.31
264	Swedesboro Boro.	W. & S.	37,858.85	7,000.00	4,353.50	1,525.00	2,530.59	53,367.94
265	Totowa Boro.	W.	138,928.00	10,000.00	3,346.67	1,000.00	4,113.76	30,761.57	188,150.00
266	Trenton City	W.	1,735,294.42	458,000.00	179,400.42	344,052.34	500,000.00	3,216,747.18
267	Union Beach Boro.	W.	71,797.50	14,762.50	333.93	86,893.93
268	Verona Boro.	W.	185,541.33	15,000.00	28,468.13	229,009.46
269	Verona Boro.	S. P.	24,960.36	17,472.50	25,000.00	67,432.86
270	Vineland City	W. & S.	220,046.40	49,000.00	51,643.55	79,688.68	400,378.63
271	Vineland City	W.	2,786,101.62	602,000.00	161,239.04	328,861.16	100,000.00	3,978,201.82

TABLE 16
STATEMENT OF MUNICIPALLY OPERATED UTILITIES FOR THE YEAR 1967—Continued

Receipts and Revenues Realized						Deficit (General Budget)	Total
Line No.	Municipality	Type of Utility	Surplus	Rents	Services Rendered— Municipality	Miscellaneous	
272	Voorhees Twp.	S.	\$1,618.11	\$28,761.87	\$30,379.98
273	Waldeck Boro.	W.	23,664.18	116,963.13	\$11,375.00	152,315.24
274	Wall Twp.	W. & S.	199,738.85	102,000.79	301,737.64
275	Wallington Boro.	W.	56,206.54	1,380.00	\$6,128.10	69,601.79
276	Wanaque Boro.	W.	86,347.18	7,500.00	4,332.75	98,179.93
277	Wanaque Boro.	S.	10,200.00	24,442.50	92,393.57	127,036.07
278	Warren Twp.	S.	6,293.14	12,298.04	4,630.00	23,221.18
279	Washington Twp. (Morris)	S.	571.89	571.89
280	Wayne Twp.	W.	61,814.56	510,716.58	88,725.00	29,363.98	690,625.12
281	Wayne Twp.	S.	44,317.55	317,323.49	924,849.04	1,286,490.08
282	Wenonah Boro.	W.	8,250.00	18,831.27	750.00	27,831.27
283	Wenonah Boro.	S.	6,917.00	32,542.41	39,459.41
284	West Caldwell Boro.	W.	40,000.00	179,757.38	10,000.00	12,144.49	241,901.87
285	West Cape May Boro.	S.	1,703.27	14,756.82	16,460.09
286	West Deptford Twp.	W. & S.	76,365.57	117,593.49	193,959.06
287	West Orange Town	S. & P.	70,795.00	70,795.00
288	West Paterson Boro.	W.	9,905.75	60,556.48	1,680.00	5,384.17	77,526.40
289	Westville Boro.	W.	6,900.00	56,807.02	1,825.00	1,047.98	65,980.00
290	West Wildwood Boro.	W.	5,000.00	14,369.03	1,400.00	881.80	21,650.83
291	West Windsor Twp.	W.	5,900.00	15,639.67	2,150.00	1,029.54	24,319.21
292	Weymouth Twp.	W.	1,955.00	2,601.65	4,556.65
293	Weymouth Twp.	S.	2,280.00	1,526.60	3,038.25	3,806.60
294	Wharton Boro.	W.	1,900.00	77,484.25	23,397.80	82,422.50
295	Wildwood City	W.	3,188.84	511,129.40	19,159.50	556,875.54
296	Woodbine Boro.	A.	5,525.42	5,525.42
297	Woodbridge Twp.	W.	1,938.00	4,000.00	5,938.00
298	Woodbury City	W.	11,775.00	121,523.71	7,228.95	140,527.66
299	Woodbury City	S.	17,525.00	96,049.32	2,190.83	115,765.15
300	Woodbury Heights Boro.	W.	27,477.18	875.00	12,275.80	40,627.98
301	Woodbury Heights Boro.	S.	30,985.07	8,837.91	39,822.98
302	Woodstown Boro.	W.	6,700.00	37,973.43	1,874.92	46,548.35
Total 1967			\$9,809,987.03	\$64,849,972.40	\$1,311,830.30	\$6,335,467.67	\$83,094,906.73
Total 1966			\$8,938,243.64	\$60,601,506.70	\$1,207,304.22	\$5,161,826.75	\$76,345,995.14
Total 1965			6,209,720.16	56,573,224.52	1,324,737.22	5,212,377.46	69,663,058.58
Total 1964			5,927,632.90	56,288,464.69	1,235,138.11	4,326,049.73	68,023,587.04
Total 1963			5,171,644.58	52,461,598.75	1,232,530.91	4,608,545.51	63,896,484.28

Expenditures and Required Payments

Line No.	Municipality	Type of Utility	Operating Costs	Principal Payments	Interest Payments	Capital Improvements	Deferred Charges	Surplus to Municipal Operations	Total
272	Voorhees Twp.	S.	\$18,525.00	...	\$4,025.00	\$5,725.00	\$28,275.00
273	Waldwick Boro.	W.	91,090.00	\$28,000.00	2,264.18	22,385.00	\$20,000.00	...	163,739.18
274	Wall Twp.	W. & S.	111,475.00	35,000.00	53,756.84	38,000.00	238,231.84
275	Wallington Boro.	W.	40,550.00	23,000.00	4,844.91	...	4,666.61	...	73,061.52
276	Wanaque Boro.	W.	43,096.00	9,700.00	...	\$47,204.00	100,000.00
277	Wanaque Boro.	W.	110,135.83	5,000.00	2,264.17	10,000.00	127,400.00
278	Warren Twp.	S.	25,050.00	2,500.00	27,550.00
279	Washington Twp. (Morris)	S.	4,650.00	4,650.00
280	Wayne Twp.	W.	456,988.00	74,000.00	99,502.19	27,685.00	1,700.00	...	659,875.19
281	Wayne Twp.	W.	318,394.00	470,000.00	354,816.58	20,000.00	33,206.97	...	1,196,417.55
282	Wenonah Boro.	W.	15,200.00	11,500.00	26,700.00
283	Wenonah Boro.	S.	12,930.00	7,000.00	8,567.00	1,000.00	8,420.00	...	37,917.00
284	West Caldwell Boro.	W.	109,738.57	14,000.00	6,550.84	55,000.00	185,349.41
285	West Cape May Boro.	S.	12,490.23	1,500.00	56.88	...	1,526.39	...	15,573.50
286	West Deptford Twp.	W. & S.	108,633.61	20,000.00	13,629.50	64,592.71	6,825.39	...	213,681.21
287	West Orange Town	S. P.	32,000.00	...	30,633.75	500.00	63,133.75
288	West Paterson Boro.	W.	43,700.00	1,000.00	1,529.37	11,500.00	6,506.38	...	64,235.75
289	Westville Boro.	W.	44,960.00	5,000.00	2,852.92	4,000.00	...	5,000.00	61,812.92
290	West Wildwood Boro.	W.	14,180.00	3,970.00	18,150.00
291	West Windsor Twp.	W.	13,270.00	8,000.00	8,500.00	500.00	30,270.00
292	Weymouth Twp.	W.	2,280.00	...	75.00	...	2,100.00	...	4,455.00
293	Weymouth Twp.	S.	1,080.00	...	100.00	100.00	2,400.00	...	3,680.00
294	Wharton Boro.	W.	44,214.70	14,000.00	7,325.00	15,000.00	253.30	...	80,793.00
295	Wildwood City	W.	285,750.00	20,000.00	11,107.29	33,700.00	...	210,306.16	560,863.45
296	Woodbine Boro.	A.	2,047.17	3,500.00	5,547.17
297	Woodbridge Twp.	W.	6,000.00	6,000.00
298	Woodbury City	W.	134,675.00	...	100.00	10,000.00	144,775.00
299	Woodbury City	S.	113,425.00	...	100.00	5,000.00	118,525.00
300	Woodbury Heights Boro.	W.	22,200.00	1,500.00	1,158.62	3,000.00	153.87	...	28,012.49
301	Woodbury Heights Boro.	S.	18,870.00	5,000.00	2,212.92	1,950.00	7.15	...	28,040.07
302	Woodstown Boro.	W.	19,769.29	16,143.77	35,913.06
Total 1967			\$49,024,370.71	\$9,895,628.72	\$7,077,332.47	\$6,414,645.23	\$2,559,123.38	\$1,946,277.44	\$76,917,377.95
Total 1966			\$45,802,089.51	\$8,794,063.62	\$5,797,912.81	\$6,765,434.72	\$2,274,662.99	\$2,095,782.50	\$71,529,946.15
Total 1965			42,312,318.45	8,330,655.35	4,451,162.32	6,840,121.40	1,131,005.12	2,275,962.60	65,341,225.24
Total 1964			38,693,252.39	8,142,422.55	4,219,741.91	6,361,437.25	1,201,656.66	2,084,930.91	60,703,441.67
Total 1963			36,776,391.93	8,217,669.66	4,147,354.48	5,561,450.53	1,048,673.15	1,917,735.55	57,669,275.30

* Code:

A.—Airport. B.—Beachfront. W.—Water. W. & S.—Water and sewer jointly. H. C.—Harbor Commission. S.—Sewer. E.—Electric.
P.—Parking. S. P.—Swimming pool.

TABLE 17

STATE EQUALIZED PROPERTY TAX RATES
ATLANTIC COUNTY

CODE	NAME OF MUNICIPALITY	1960	1962	1964	1965	1966	1967	1968
0101	ABSECON	1.95	2.13	2.29	2.75	2.51	2.97	3.17
0102	ATLANTIC CITY	2.24	2.55	3.58	3.78	4.05	5.00	4.90
0103	BRIGANTINE	2.19	2.24	2.37	2.48	2.58	2.57	3.37
0104	BUENA	2.72	2.80	2.09	2.36	2.51	2.60	3.17
0105	BUENA VISTA	2.22	1.78	2.58	2.43	2.52	2.78	3.40
0106	CCREIN CITY	2.49	2.16	3.81	2.47	3.25	3.81	3.90
0107	EGG HARBOR CITY	4.16	4.01	4.47	5.25	4.41	4.42	5.01
0108	EGG HARBOR TWP.	2.33	2.06	2.43	2.74	2.18	2.44	2.45
0109	ESTELL MANOR	2.01	1.42	2.24	4.03	2.14	1.50	2.61
0110	FCLSCM	1.59	1.25	1.41	2.03	2.24	2.22	3.48
0111	GALLOWAY	2.57	2.35	2.70	3.12	2.86	2.99	3.41
0112	HAMILTON	1.76	2.60	2.54	3.10	2.94	2.83	3.18
0113	HAMMONTON	1.89	2.25	2.37	2.90	3.38	3.53	3.91
0114	LINWOOD	2.47	2.88	2.91	2.86	2.62	3.07	3.32
0115	LONGPORT	2.05	2.30	2.44	2.49	2.39	2.32	2.30
0116	MARGATE CITY	2.09	2.48	2.60	2.76	2.48	2.41	2.64
0117	MULLICA	2.00	2.50	2.64	2.65	2.54	2.79	3.77
0118	NORTHFIELD	2.47	2.50	2.64	2.74	2.45	2.70	3.09
0119	PLEASANTVILLE	3.32	3.61	3.91	4.63	4.13	5.11	5.00
0120	PORT REPUBLIC	1.82	2.40	2.44	2.12	2.95	2.69	3.31
0121	SOMERS POINT	2.15	2.46	2.56	2.53	2.43	3.05	3.41
0122	VENTNOR	2.96	3.03	3.23	3.24	3.41	3.51	3.55
0123	WEYMOUTH	2.62	3.21	2.30	3.14	2.69	3.18	3.67

COUNTY

BERGEN

CCE	NAME OF MUNICIPALITY	1960	1963	1964	1965	1966	1967	1968
0201	ALLENDALE	2.14	2.51	2.50	2.60	2.61	3.06	3.23
0202	ALPINE	1.20	1.45	1.72	1.69	1.58	1.82	1.85
0203	BERGENFIELD	2.25	2.63	2.71	2.68	2.78	2.97	3.38
0204	BOGOTA	2.21	2.35	2.61	2.30	2.23	2.44	3.05
0205	CARLSTADT	1.28	1.48	1.43	1.22	1.35	1.48	1.58
0206	CLIFFSIDE PARK	2.12	2.18	2.35	2.29	2.30	2.37	2.77
0207	CLICSTER	2.31	2.66	2.77	2.73	2.80	2.88	3.16
0208	CRESSKILL	2.21	2.55	2.80	2.73	2.64	2.71	2.96
0209	DEMAREST	2.31	2.76	2.65	2.56	2.55	2.62	3.00
0210	DUMONT	2.31	2.54	2.87	2.81	2.90	2.90	3.38
0211	EAST PATERSON	2.15	2.08	1.95	2.28	2.13	1.97	2.34
0212	EAST RUTHERFORD	1.68	1.65	1.70	1.78	2.27	2.07	2.09
0213	EDGEWATER	3.85	3.03	2.08	2.19	2.65	2.16	2.02
0214	EMERSON	2.05	2.84	3.22	2.84	3.21	3.22	3.65
0215	ENGLEWOOD	2.35	2.40	2.73	2.65	2.72	2.77	3.19
0216	ENGLEWOOD CLIFFS	1.27	1.56	1.64	1.65	1.69	1.44	1.76
0217	FAIR LAWN	2.44	2.63	2.74	2.58	2.59	2.53	2.87
0218	FAIRVIEW	2.07	1.51	1.51	1.80	1.79	1.82	2.06
0219	FORT LEE	1.63	1.65	1.58	1.83	1.47	1.71	1.93
0220	FRANKLIN LAKES	1.81	2.00	2.13	2.26	2.16	2.10	2.41
0221	GARFIELD	2.81	2.06	2.23	2.20	2.53	2.19	2.70
0222	GLEN ROCK	2.50	3.24	3.35	3.41	3.35	3.43	3.64
0223	HACKENSACK	2.14	2.34	2.48	2.33	2.34	2.36	2.92
0224	HARRINGTON PARK	2.13	2.45	2.54	2.64	2.57	2.65	3.13
0225	HASEROUCK HEIGHTS	2.04	2.15	2.20	2.17	2.21	2.37	2.51

0226	HAWORTH	2.35	2.80	3.13	2.90	2.72	2.74	2.99
0227	HILLSDALE	2.26	2.90	2.98	2.80	2.83	2.96	3.71
0228	HOFOKUS	1.75	1.93	2.07	2.09	2.09	2.21	2.34
0229	LECNIA	2.08	2.48	2.59	2.57	2.62	2.73	3.03
0230	LITTLE FERRY	2.18	2.01	2.12	1.87	1.95	1.86	2.56
0231	LCDI	2.66	2.55	2.61	2.49	2.51	2.42	2.75
0232	LYNDFURST	1.90	1.96	1.91	1.97	1.91	2.00	2.09
0233	MATWAF	1.82	1.85	1.97	2.20	1.99	1.75	2.09
0234	MAYWOOD	2.19	2.51	2.50	2.37	2.45	2.64	2.95
0235	MIDLAND PARK	2.40	2.63	2.91	2.71	2.78	2.87	3.27
0236	MONTVALE	2.23	2.67	2.90	2.32	2.40	2.84	3.31
0237	MCCNACHIE	1.75	1.98	1.94	1.80	1.42	1.39	1.44
0238	NEW MILFORD	1.88	2.63	2.60	2.79	2.88	2.96	3.22
0239	NORTH ARLINGTON	2.09	1.89	2.00	1.82	1.94	2.03	2.24
0240	NORTHVALE	1.70	1.95	2.47	2.02	1.93	2.18	2.66
0241	NCRWOOD	1.78	2.05	2.21	2.15	2.04	2.31	2.42
0242	OAKLAND	2.27	2.91	3.04	3.07	3.06	3.26	3.93
0243	CLC TAPPAN	1.99	2.41	2.43	2.40	2.35	2.40	2.75
0244	ORACELL	1.89	1.99	2.06	2.06	2.13	2.26	2.50
0245	PALISADES PARK	2.06	2.02	1.93	2.11	2.14	2.38	2.63
0246	PARAMUS	1.97	2.03	2.06	2.11	2.15	2.15	2.41
0247	PARK RIDGE	1.99	2.74	2.89	2.90	2.91	3.07	3.28
0248	RAMSEY	2.13	2.48	2.60	2.61	2.80	3.15	3.57
0249	RIDGEFIELD	1.42	.74	.72	.63	.60	.69	.70
0250	RIDGEFIELD PARK	2.17	2.59	2.70	2.68	2.80	3.00	3.46
0251	RIDGEWOOD	2.38	2.96	3.06	3.14	3.25	3.35	3.60
0252	RIVER EDGE	2.57	2.77	2.73	2.74	2.60	2.66	2.96

0253	RIVER VALE	2.18	2.73	3.00	2.81	2.66	2.96	3.43
0254	ROCHELLE PARK	1.72	2.18	2.45	2.19	2.08	2.08	2.20
0255	ROCKLEIGH	.52	.66	.65	.72	.69	.78	.82
0256	RUTHERFORD	2.15	2.17	2.40	2.38	2.28	2.54	2.67
0257	SADDLE BROOK	2.11	2.26	2.40	2.41	2.15	2.63	2.84

0258	SADDLE RIVER	1.26	1.42	1.31	1.48	1.58	1.65	1.69
0259	SOUTH HACKENSACK	1.79	1.65	1.36	1.42	1.76	1.72	1.94
0260	TEANECK	2.30	2.60	2.65	2.63	2.68	2.90	3.23
0261	TENAFLY	2.06	2.45	2.60	2.58	2.50	2.54	2.84
0262	TETERBORO	.81	.80	.66	.30	.44	.48	.61

0263	UPPER SADDLE RIVER	1.51	1.56	2.11	2.33	2.56	2.63	3.05
0264	WALCWICK	2.35	2.75	3.03	2.97	3.02	3.29	3.64
0265	WALLINGTON	2.35	1.96	2.34	2.09	2.01	1.93	2.01
0266	WASHINGTON	2.24	2.17	2.35	2.50	2.49	2.58	2.97
0267	WESTWOOD	2.51	2.76	2.84	2.72	2.73	3.01	3.18

0268	WCCDCLIFF LAKE	2.47	2.55	3.06	3.07	3.10	3.25	3.83
0269	WCCC RIDGE	1.46	1.56	1.65	1.67	1.68	1.73	1.89
0270	WYCKOFF	2.03	2.47	2.56	2.62	2.53	2.69	3.01

BURLINGTON COUNTY

CCCE	NAME OF MUNICIPALITY	1960	1963	1964	1965	1966	1967	1968
0301	BASS RIVER	2.27	2.92	2.98	2.76	1.48	2.45	3.09
0302	BEVERLY	2.45	3.06	2.93	2.81	2.55	3.21	3.20
0303	BORDENTOWN CITY	2.52	2.65	2.78	2.87	3.02	4.26	4.25
0304	BORDENTOWN TWP.	1.65	1.88	2.19	2.52	2.23	2.66	3.07
0305	BURLINGTON	1.26	1.56	1.62	1.56	1.55	1.58	1.73

0306	BURLINGTON	1.54	2.24	2.38	2.46	2.73	2.05	3.15
0307	CHESTERFIELD	2.44	1.74	2.03	1.74	2.18	2.85	2.74
0308	CINNAMINSON	1.51	2.17	2.53	2.52	2.43	2.71	3.25
0309	DELANCO	2.51	3.40	3.30	3.43	2.91	2.81	4.16
0310	DELRAN	1.58	2.17	2.56	2.63	2.47	3.13	3.29
0311	EASTHAMPTON	2.15	2.57	2.75	2.45	2.67	2.90	3.19
0312	EDGEWATER PARK	1.86	2.64	2.73	2.69	2.60	3.02	3.40
0313	EVESHAM	1.65	2.08	2.55	2.28	2.18	2.50	2.85
0314	FIELDSBORO	2.44	2.64	3.08	3.13	1.84	1.74	2.78
0315	FLORENCE	2.78	1.77	2.41	2.56	2.80	2.61	3.84
0316	HAINESPORT	2.75	2.72	2.51	2.99	2.72	2.91	3.80
0317	LUMBERTON	.89	2.88	3.10	2.37	2.71	3.39	3.74
0318	MANSFIELD	1.53	2.50	1.98	1.77	1.85	2.00	2.47
0319	MAPLE SHADE	3.70	1.66	2.81	2.90	2.80	3.20	3.47
0320	MEDFORD	2.64	2.77	2.47	2.43	2.04	2.29	2.87
0321	MEDFORD LAKES	2.01	1.94	2.87	2.98	2.53	2.76	3.03
0322	MCCRESTOWN	1.88	2.74	3.10	3.23	3.07	3.20	3.58
0323	MCUNT HOLLY	2.50	2.98	3.51	3.76	3.37	3.67	4.11
0324	MCUNT LAUREL	2.48	3.23	2.44	2.83	2.53	2.72	3.10
0325	NEW HANOVER	1.60	2.33	.28	.46	.47	.40	.51
0326	NORTH HANOVER	.18	.23	1.84	1.27	1.72	2.09	2.04
0327	PALMYRA	6.68	1.46	2.92	3.02	2.76	3.31	3.81
0328	PEMBERTON	1.86	2.87	3.06	3.44	3.12	3.04	3.03
0329	PEMBERTON	1.74	3.06	1.70	1.56	1.65	1.75	1.86
0330	RIVERSIDE	2.23	1.66	2.55	2.80	2.68	2.80	3.44

0321	RIVERTON	1.73	2.32	3.04	3.19	2.94	3.28	3.65
0322	SHAMONG	1.55	2.95	2.67	2.93	1.96	2.18	2.42
0323	SOUTHAMPTON	1.47	1.77	2.04	2.31	1.78	2.09	2.31
0324	SPRINGFIELD	1.55	1.85	2.20	1.24	1.98	2.14	2.35
0325	TABERNACLE	2.46	1.91	3.17	2.73	2.69	2.88	3.20
0326	WASHINGTON	2.10	1.96	1.63	1.84	1.67	1.66	1.99
0327	WESTHAMPTON	5.05	1.22	2.40	3.08	1.98	2.91	3.74
0328	WILLINGBORO	2.85	2.14	2.97	3.58	2.98	3.55	4.08
0329	WOOLAND	1.87	3.17	2.80	2.22	1.47	2.61	2.78
0340	WRIGHTSTOWN	1.60	1.46	1.52	1.14	1.00	1.64	1.75

COUNTY

CAMDEN

CODE	NAME OF MUNICIPALITY	1960	1963	1964	1965	1966	1967	1968
0401	AUCUBON	2.68	2.54	2.68	2.61	2.58	2.86	3.34
0402	AUCUBON PARK	6.45	7.30	7.31	7.26	5.43	5.06	7.22
0403	BARRINGTON	2.45	2.27	2.70	3.11	2.80	2.07	3.57
0404	BELLMAR	2.41	2.70	2.92	2.88	2.55	2.75	3.58
0405	BERLIN	2.62	2.41	2.63	2.78	2.59	2.66	3.41
0406	BERLIN	2.03	2.54	2.99	3.16	2.74	2.91	3.46
0407	BROOKLAWN	2.38	2.33	2.77	2.90	2.34	2.73	2.91
0408	CAMDEN	4.01	3.98	4.48	4.79	4.48	4.65	5.69
0409	CHERRY HILL	2.21	2.66	2.94	2.93	2.83	2.89	3.67
0410	CHESTER	3.20	3.38	3.47	3.53	2.30	3.22	4.43
0411	CLEMENTON	2.20	3.10	3.21	3.40	3.61	3.60	4.36
0412	COLLINGSWOOD	2.18	2.27	2.62	3.35	3.08	3.16	3.68
0413	GIBBSBORO	2.44	2.85	3.13	3.57	2.84	3.18	3.99
0414	GLoucester	2.67	3.33	3.53	3.77	3.84	3.63	3.85
0415	GLoucester	2.57	2.69	2.84	3.07	2.82	2.93	3.96

0416	HADCCN	2.22	2.75	3.09	3.35	3.37	3.37	3.74
0417	HADCCNFIELD	2.22	2.55	2.72	2.86	2.97	3.11	3.61
0418	HADCCN FEIGHTS	2.35	2.86	2.93	3.02	3.04	3.20	3.55
0419	HI NELLA	2.76	3.35	3.89	3.21	2.47	2.58	3.23
0420	LAUREL SPRINGS	2.57	3.34	2.85	2.76	1.84	2.91	3.43
0421	LAWNSIDE	3.82	3.20	3.23	3.44	2.81	2.85	3.09
0422	LINDENWOLD	3.28	2.91	3.21	3.50	3.12	3.47	3.93
0423	MAGNOLIA	3.34	3.38	3.64	3.90	3.28	2.98	3.53
0424	MERCHANTVILLE	2.38	2.29	2.56	2.92	2.95	2.98	3.34
0425	MCUNT EPHRAIM	2.45	2.60	2.67	2.69	2.82	3.08	3.42
0426	OAKLYN	2.57	3.14	2.99	2.99	3.06	3.13	3.59
0427	PENNSAUKEN	1.98	2.11	2.07	2.31	2.35	2.32	3.08
0428	PINE HILL	2.12	3.41	3.90	4.76	3.60	4.58	5.39
0429	PINE VALLEY	1.59	1.79	1.83	1.80	1.91	2.05	2.24
0430	RUNNEMEDE	2.53	2.78	2.69	2.98	2.70	2.49	3.00
0431	SCMERDALE	3.11	3.27	3.26	3.34	3.20	3.69	4.23
0432	STRATFORD	3.13	2.70	2.97	2.94	2.79	3.03	3.56
0433	TAVISTOCK	1.69	1.58	1.47	1.28	1.29	1.27	1.57
0434	VOCRFEES	2.30	2.53	2.76	3.16	2.63	2.98	3.46
0435	WATERFORD	2.80	3.32	3.08	3.12	2.87	3.58	3.99
0436	WINSLOW	2.80	2.42	2.28	3.06	2.79	2.46	3.50
0437	WCCCLYNNE	2.59	3.55	3.58	3.85	3.20	3.41	4.55

CAPE MAY COUNTY

CCE	NAME OF MUNICIPALITY	1960	1963	1964	1965	1966	1967	1968
0501	AVALON	1.75	1.72	1.94	1.86	1.84	1.77	2.26
0502	CAPE MAY	2.70	3.56	3.53	3.53	3.47	3.52	4.09
0503	CAPE MAY POINT	2.15	1.94	2.17	2.47	2.50	2.72	2.46
0504	DENNIS	1.74	2.22	2.67	2.49	1.83	2.06	2.14
0505	LOWER	1.80	1.66	1.83	2.15	2.13	2.20	2.57
0506	MIDDLE	2.05	2.20	2.36	2.34	2.17	2.27	2.80
0507	NORTH WILWOOD	2.17	2.17	2.18	2.17	2.27	2.16	2.44
0508	OCEAN CITY	1.65	1.91	2.06	2.08	2.13	2.06	2.51
0509	SEA ISLE CITY	1.88	2.22	2.12	2.12	2.24	2.33	2.51
0510	STONE HARBOR	1.43	1.51	1.53	1.56	1.53	1.40	1.53
0511	UPPER	1.45	1.37	1.00	.92	.71	.81	.89
0512	WEST CAPE MAY	3.26	3.65	3.94	3.79	3.81	3.90	4.92
0513	WEST WILWOOD	2.11	2.38	2.63	2.60	2.62	2.65	2.87
0514	WILWOOD	2.03	2.04	1.97	2.12	2.17	2.13	2.30
0515	WILWOOD CREST	1.63	1.98	1.96	1.98	2.05	2.11	2.40
0516	WOCBINE	2.83	3.25	4.77	3.70	3.88	4.02	4.97

CUMBERLAND COUNTY

CCE	NAME OF MUNICIPALITY	1960	1963	1964	1965	1966	1967	1968
0601	BRIDGETON	2.52	3.28	3.45	3.80	3.46	3.54	3.74
0602	COMMERCIAL	2.62	3.75	3.24	3.90	2.84	3.10	3.44
0603	DEERFIELD	2.35	2.64	2.56	2.91	2.48	2.25	2.59
0604	CCWNE	2.46	3.23	2.55	3.07	3.14	2.96	3.00
0605	FAIRFIELD	1.86	2.17	2.55	3.03	1.80	2.23	2.80

0606	GREENWICH	1.98	3.10	3.05	3.24	2.62	3.00	3.71
0607	FOPEWELL	2.11	3.01	2.76	2.51	2.53	2.52	2.85
0608	LAWRENCE	2.47	2.83	3.25	3.62	2.40	2.96	2.99
0609	MAURICE RIVER	1.89	2.90	3.79	2.99	2.56	3.27	3.73
0610	MILLVILLE	2.30	2.96	3.01	3.28	2.97	3.26	3.58

0611	SPILCH	2.47	3.22	3.42	3.34	2.66	2.72	3.14
0612	STCW CREEK	2.46	2.58	3.18	3.01	2.83	2.28	2.83
0613	UPPER DEERFIELD	2.08	2.57	2.61	2.72	2.24	2.56	2.79
0614	VINELAND	2.13	2.64	2.62	2.92	2.69	2.93	2.97

ESSEX COUNTY

CCCE	NAME OF MUNICIPALITY	1960	1963	1964	1965	1966	1967	1968
0701	BELLEVILLE	3.08	2.93	3.04	3.21	3.23	3.54	4.05
0702	BLOOMFIELD	2.93	3.16	3.53	3.56	3.54	3.63	3.96
0703	CALDWELL	3.24	3.38	3.57	3.72	3.64	3.84	4.36
0704	CECAR GROVE	2.07	2.32	3.62	3.56	3.44	3.59	4.09
0705	EAST GRANCE	2.81	3.90	4.22	4.35	4.46	4.96	5.62

0706	ESSEX FIELDS	3.52	4.10	3.10	3.11	3.10	3.19	3.56
0707	FAIRFIELD	2.95	3.15	2.29	2.32	2.46	2.64	3.14
0708	GLEN RIDGE	3.07	3.66	3.73	3.89	3.98	4.10	5.00
0709	IRVINGTON	3.36	3.53	3.45	3.42	3.44	3.92	4.31
0710	LIVINGSTON	2.80	3.21	3.32	3.41	3.53	3.51	3.99

0711	MAPLEWOOD	2.90	3.28	3.54	3.53	3.53	3.77	4.20
0712	MILLBURN	2.06	2.50	2.49	2.52	2.50	2.56	2.98
0713	MONTCLAIR	2.20	3.67	3.84	3.92	3.93	4.04	4.33
0714	NEWARK	4.89	5.09	5.63	5.64	5.09	6.55	6.67
0715	NORTH CALDWELL	2.59	3.33	3.25	3.36	3.62	3.68	4.22

0716	NUTLEY	2.65	2.62	2.66	2.88	2.82	3.02	3.47
0717	CRANGE	3.87	4.35	4.28	4.25	4.77	5.21	5.51
0718	RCSELAND	2.45	2.54	2.59	3.01	3.00	3.23	3.97
0719	SOUTH ORANGE	2.54	3.25	3.36	3.48	3.53	3.70	4.19
0720	VERONA	2.71	3.16	3.30	3.28	3.28	3.52	4.14

0721	WEST CALDWELL	2.57	3.26	3.31	3.45	3.45	3.57	4.02
0722	WEST ORANGE	2.59	3.50	3.26	3.42	3.51	4.35	4.52

GLOUCESTER COUNTY

CCCE	NAME OF MUNICIPALITY	1960	1963	1964	1965	1966	1967	1968
0801	CLAYTON	3.47	3.80	3.54	3.92	3.22	3.42	3.98
0802	DEPTFORD	2.06	2.68	3.22	2.99	2.77	2.91	3.34
0803	EAST GREENWICH	2.05	1.68	2.91	2.26	1.91	2.33	2.87
0804	ELK	2.40	2.74	3.24	3.66	2.36	2.48	2.78
0805	FRANKLIN	2.58	3.26	3.47	3.08	2.65	3.20	3.70

0806	GLASSBORO	1.57	3.05	3.31	3.70	3.31	3.44	4.05
0807	GREENWICH	.83	1.77	1.61	1.40	1.24	1.71	2.00
0808	HARRISON	3.35	2.61	2.55	3.17	2.58	2.27	3.12
0809	LOGAN	1.87	2.34	2.08	1.70	1.98	1.89	2.34
0810	MANTUA	3.47	3.11	3.42	3.59	2.71	2.97	3.28

0811	MCKEE	2.28	2.74	3.16	3.02	2.48	2.98	3.35
0812	NATIONAL PARK	2.21	3.59	3.18	3.25	3.42	3.69	4.38
0813	NEWFIELD	2.32	2.55	2.88	2.96	2.87	3.16	4.47
0814	PAULSBORO	3.02	3.12	3.15	3.55	2.89	3.10	3.39
0815	PITMAN	2.57	3.02	3.20	3.09	2.87	3.46	3.47

0816	SOUTH HARRISON	1.91	2.07	2.84	2.78	2.45	3.52	4.29
0817	SWEDESBORO	1.96	2.63	2.96	3.22	2.83	3.73	4.23
0818	WASHINGTON	1.77	2.47	2.83	3.28	2.74	2.64	3.27
0819	WENONAH	2.20	2.73	3.48	3.17	2.90	2.99	3.46
0820	WEST DEPTFORD	1.68	1.44	1.79	2.53	2.23	2.52	2.83
0821	WESTVILLE	2.35	2.85	2.96	2.94	2.63	2.75	3.55
0822	WOODBURY	2.02	2.56	2.69	2.80	2.79	3.13	3.64
0823	WOODBURY HEIGHTS	1.75	2.54	2.83	2.08	1.80	2.30	2.77
0824	WOOLWICH	1.43	1.47	2.01	2.28	1.50	1.78	1.92
HUDSON COUNTY								
0901	BAYONNE	3.87	3.31	3.33	3.76	3.72	4.08	4.37
0902	EAST NEWARK	3.19	2.84	3.32	2.76	3.00	2.54	3.36
0903	GUTTENBERG	4.11	3.53	3.43	3.39	3.25	3.24	3.48
0904	HARRISON	2.76	3.86	3.26	2.13	2.12	2.14	2.87
0905	HOBOKEN	7.14	7.34	6.73	5.34	7.57	5.57	6.92
0906	JERSEY CITY	5.52	5.17	4.92	4.64	4.80	5.17	6.26
0907	KEARNY	2.99	1.98	1.86	2.24	1.88	2.39	2.85
0908	NORTH BERGEN	3.83	3.71	3.81	3.79	3.70	3.23	4.41
0909	SECAUCUS	1.36	1.50	1.69	1.42	2.32	2.44	3.20
0910	UNION CITY	6.43	6.38	6.12	5.81	5.22	5.67	6.01
0911	WEEHAWKEN	2.84	3.08	2.89	3.46	3.29	3.16	4.02
0912	WEST NEW YORK	5.28	4.70	4.80	4.97	5.04	4.80	5.86

HUNTERDON COUNTY

CCLE	NAME OF MUNICIPALITY	1960	1963	1964	1965	1966	1967	1968
1001	ALEXANDRIA	2.34	2.28	2.05	2.40	2.64	3.04	3.22
1002	BETHLEHEM	1.55	1.85	2.18	2.19	1.99	2.40	2.63
1003	BLOOMSBURY	2.47	2.47	2.14	2.53	2.19	2.58	3.41
1004	CALIFON	2.05	2.60	2.38	2.82	4.60	2.00	2.67
1005	CLINTON TOWN	2.37	2.65	2.46	2.61	6.22	2.75	3.19
1006	CLINTON TWP.	2.04	1.85	2.02	2.28	2.62	2.49	2.79
1007	DELAWARE	1.43	1.82	1.82	1.31	3.58	2.32	2.79
1008	EAST AMWELL	1.63	2.04	1.93	1.99	8.56	2.43	2.66
1009	FLEMINGTON	2.00	2.46	2.51	2.75	3.87	2.70	3.39
1010	FRANKLIN	1.93	2.09	1.87	2.04	7.94	2.23	2.51
1011	FRENCHTOWN	2.71	2.53	2.84	3.75	3.68	3.39	3.71
1012	GLEN GARDNER	2.52	2.61	2.66	2.58	4.19	2.30	2.82
1013	HAMPTON	2.24	2.96	2.65	2.65	3.39	3.14	4.55
1014	HIGH BRIDGE	2.27	2.65	2.65	2.95	5.06	3.28	4.04
1015	HOLLAND	.31	.68	.77	.68	.83	1.07	1.27
1016	KINGWOOD	2.11	2.02	2.27	2.04	3.48	2.18	2.62
1017	LAMBERTVILLE	4.19	3.71	3.49	3.85	6.44	3.78	4.43
1018	LEBANON BORO.	1.57	2.34	2.32	2.25	4.28	2.39	2.94
1019	LEBANON TWP.	1.75	2.09	2.07	2.07	6.94	1.97	2.57
1020	MILFORD	1.62	1.82	1.32	1.60	3.33	2.34	2.98

1021	RARITAN	1.91	1.87	1.93	1.79	3.16	2.26	2.81
1022	READINGTON	2.01	2.60	2.04	2.57	3.17	2.80	3.32
1023	STOCKTON	2.28	2.27	3.44	2.37	3.63	2.48	2.94
1024	TEWKSBURY	1.80	2.06	1.74	1.94	7.59	2.02	2.53
1025	UNION	1.81	2.58	1.78	1.74	3.99	2.54	3.02
1026	WEST AMWELL	1.61	1.83	1.62	1.51	1.88	2.44	2.75

MERCER COUNTY

CCCE	NAME OF MUNICIPALITY	1960	1963	1964	1965	1966	1967	1968
1101	EAST WINDSOR	1.61	2.08	2.60	2.87	2.91	3.09	3.81
1102	EWING	2.05	2.22	2.42	2.34	2.60	2.68	3.31
1103	FAMILTON	2.52	2.27	2.53	2.60	2.47	2.69	3.08
1104	HIGHTSTOWN	2.66	2.67	2.89	3.34	3.79	3.83	4.25
1105	HOPWELL	2.25	2.45	2.62	2.86	3.15	3.17	3.64
1106	HOPEWELL	2.20	2.81	2.91	2.79	2.59	2.58	3.01
1107	LAWRENCE	1.97	2.51	2.73	2.71	2.97	3.18	3.43
1108	PENNINGTON	2.56	2.85	2.93	3.15	3.12	3.33	3.63
1109	PRINCETON BORO.	1.78	1.55	2.01	2.04	2.15	2.44	2.66
1110	PRINCETON TWP.	2.01	2.51	2.56	2.70	2.72	2.88	3.39
1111	TRENTON	3.50	4.65	4.78	5.13	4.97	5.51	6.31
1112	WASHINGTON	1.09	1.83	2.07	2.42	2.31	2.70	3.07
1113	WEST WINDSOR	2.35	1.62	2.19	2.19	2.04	2.37	2.72

MIDDLESEX COUNTY

CCCE	NAME OF MUNICIPALITY	1960	1963	1964	1965	1966	1967	1968
1201	CARTERET	2.74	2.53	2.30	2.62	3.25	3.17	2.99
1202	CRANBURY	1.94	1.99	1.77	1.98	1.75	2.11	2.61
1203	DUNELLEN	2.16	2.66	2.83	2.75	2.84	3.02	3.11
1204	EAST BRUNSWICK	2.44	2.57	2.77	3.16	2.86	3.60	3.37
1205	EDISON	1.83	2.19	2.33	2.04	2.09	2.16	2.65
1206	HELMETTA	1.52	1.30	1.53	1.52	1.71	2.17	2.46
1207	HIGHLAND PARK	2.84	3.24	3.13	3.28	3.16	3.32	3.82
1208	JAMESBURG	2.29	2.54	3.13	3.26	2.91	3.07	3.65
1209	MADISON	1.99	2.63	2.71	2.80	2.90	2.93	3.40
1210	METUCHEN	2.89	2.95	3.12	3.00	2.87	3.08	3.36
1211	MIDDLESEX	2.48	2.59	2.71	2.76	2.83	3.17	3.21
1212	MILLTOWN	1.73	1.87	2.08	2.15	1.98	2.21	2.68
1213	MCNROE	2.03	2.76	2.54	2.76	2.15	2.07	2.68
1214	NEW BRUNSWICK	2.32	2.72	2.64	3.04	2.94	3.11	3.49
1215	NORTH BRUNSWICK	1.38	1.35	1.57	1.68	1.74	1.89	2.14
1216	PERTH AMBOY	2.25	3.15	3.42	3.64	3.93	4.36	3.71
1217	PISCATAWAY	2.13	2.52	2.56	2.60	2.68	2.66	3.31
1218	PLAINSBORO	1.03	1.53	1.46	1.22	1.63	1.62	1.70
1219	SAYREVILLE	1.40	1.52	1.97	1.77	1.86	1.83	2.25
1220	SOUTH AMBOY	1.61	1.81	1.57	1.67	1.84	2.18	2.52
1221	SOUTH BRUNSWICK	2.14	2.16	2.33	2.93	2.76	3.04	3.43
1222	SOUTH PLAINFIELD	2.43	2.61	2.89	2.95	2.74	3.05	3.21
1223	SOUTH RIVER	2.27	2.75	2.79	2.96	2.64	2.62	3.13
1224	SPICERWOOD	1.67	2.69	2.59	3.01	2.59	2.68	3.53
1225	WOODBURGE	2.08	2.17	2.35	2.21	1.98	2.23	2.70

MONMOUTH COUNTY

CCLE	NAME OF MUNICIPALITY	1960	1963	1964	1965	1966	1967	1968
1301	ALLENHURST	2.14	2.41	2.42	2.58	2.47	2.66	2.96
1302	ALLENTOWN	3.55	3.40	3.82	3.72	3.34	3.56	3.79
1303	ASBURY PARK	3.73	3.54	3.65	3.74	4.01	4.65	4.88
1304	ATLANTIC HIGHLANDS	2.60	2.73	2.77	2.68	2.81	3.15	3.47
1305	AVON BY THE SEA	1.90	2.00	2.05	2.00	2.05	2.07	2.40
1306	BELMAR	2.08	2.32	2.54	2.65	2.64	2.78	3.28
1307	BRADLEY BEACH	3.14	3.09	3.21	3.14	2.93	2.93	3.71
1308	BRIELLE	2.17	2.35	2.33	2.53	2.64	2.74	3.20
1309	CCLTS NECK	1.61	1.64	1.74	1.56	1.69	2.01	2.28
1310	DEAL	2.90	3.09	2.98	2.98	2.96	3.09	3.57
1311	EATONTOWN	2.34	2.27	2.49	2.38	2.20	2.70	2.93
1312	ENGLISHTOWN	2.20	3.00	3.24	3.79	3.55	3.44	3.98
1313	FAIR HAVEN	2.81	2.94	3.01	3.20	3.30	3.55	3.81
1314	FARMINGDALE	2.48	3.12	3.24	3.30	3.20	3.42	3.80
1315	FREEFOLD HORO.	2.87	3.63	3.10	3.50	3.39	3.61	3.68
1316	FREEFOLD TWP.	2.62	2.64	2.64	2.81	2.68	2.96	3.37
1317	HIGHLANDS	3.13	3.41	3.44	3.50	3.47	3.72	4.04
1318	HOLMCEL	2.02	1.66	2.09	.80	2.00	2.18	2.75
1319	HOWELL	3.68	2.73	2.97	3.13	2.80	2.73	3.64
1320	INTERLAKE	2.52	2.30	2.47	2.49	2.26	2.53	2.88
1321	KEANSBURG	2.95	3.12	3.14	3.10	3.10	3.78	4.16
1322	KEYPORT	2.73	2.83	3.45	3.58	3.19	3.51	3.74
1323	LITTLE SILVER	2.46	2.48	1.97	2.48	2.55	2.65	3.08
1324	LCCF ARBOUR	5.01	4.21	4.56	4.31	3.80	4.19	4.57
1325	LONG BRANCH	3.10	3.23	3.44	3.51	3.46	3.84	4.43

1326	MANALAPAN	2.66	2.67	2.57	2.97	2.73	2.87	3.08
1327	MANASQUAN	2.05	2.10	2.21	2.28	2.29	2.36	2.52
1328	MARLBORO	2.51	2.37	2.36	2.77	2.39	2.81	3.45
1329	MATAWAN BORO.	2.45	3.00	2.84	2.78	2.60	2.77	3.07
1330	MATAWAN TWP.	2.76	2.81	2.59	2.82	2.81	3.03	3.42
1331	MICOLETOWN	2.18	2.62	2.75	2.92	2.74	2.90	3.40
1332	MILLSTONE	3.87	2.88	3.21	2.72	1.86	2.78	3.14
1333	MONMOUTH BEACH	2.70	2.75	2.90	3.05	3.30	3.73	4.12
1334	NEPTUNE TWP.	2.37	2.71	2.93	3.17	3.04	3.34	3.93
1335	NEPTUNE CITY	2.63	2.61	2.66	2.72	2.90	2.99	3.36
1336	NEW SHREWSBURY	2.56	3.22	3.32	3.44	3.55	3.70	4.53
1337	OCEAN	2.72	2.71	2.96	3.53	3.15	2.98	3.44
1338	OCEANPORT	1.95	2.10	2.34	2.87	3.04	2.71	3.15
1339	HAZLETT	2.75	2.66	3.16	3.52	3.33	3.67	3.64
1340	RED BANK	2.35	2.74	2.98	2.92	2.87	3.36	3.74
1341	ROCSEVELT	3.74	4.44	4.19	4.11	3.71	3.41	4.96
1342	RUMSON	2.01	2.45	3.21	2.40	2.56	2.72	2.91
1343	SEA BRIGHT	2.35	2.25	2.36	2.39	2.65	2.20	2.89
1344	SEA GIRL	1.46	1.55	1.59	1.58	1.49	1.49	1.72
1345	SHREWSBURY BORO.	2.40	2.43	2.45	2.29	2.71	2.77	3.27
1346	SHREWSBURY TWP.	7.01	8.55	7.94	8.37	11.86	16.16	16.40
1347	SOUTH BELMAR	2.25	2.62	2.42	2.86	2.63	2.80	3.44
1348	SPRING LAKE	1.45	1.48	1.51	1.40	1.41	1.45	1.83
1349	SPRING LAKE HEIGHTS	2.60	2.57	2.86	2.78	2.98	2.97	3.06
1350	UNION BEACH	3.23	3.71	3.54	3.60	2.97	3.07	3.10
1351	UPPER FREEHOLD	1.55	2.28	2.45	1.73	2.09	2.00	2.13
1352	WALL	2.61	2.61	2.90	2.93	3.04	3.33	3.69
1353	WEST LONG BRANCH	2.45	3.00	3.02	3.06	2.85	3.11	3.52

MORRIS COUNTY

MORRIS

CCCE	NAME OF MUNICIPALITY	1960	1963	1964	1965	1966	1967	1968
1401	BCCNTCN TCWN	2.14	2.27	2.35	2.74	2.46	2.74	2.90
1402	BCCNTCN TWP.	1.78	1.89	1.94	1.84	1.76	1.90	2.20
1403	BUTLER	2.18	2.75	2.80	2.81	2.66	2.93	3.10
1404	CHAUFAM BORO.	2.45	2.86	2.93	2.74	2.68	2.92	3.20
1405	CHAUFAM TWP.	2.40	3.07	2.93	2.95	2.68	2.66	3.08
1406	CHESTER BORO.	2.56	2.52	2.58	3.09	2.57	2.91	3.05
1407	CHESTER TWP.	2.21	2.61	2.47	2.88	2.62	2.91	3.01
1408	DENVILLE	2.24	2.45	2.37	2.60	2.72	2.81	3.04
1409	DOVER	2.45	3.00	3.27	3.32	3.17	2.79	2.86
1410	EAST FANOVER	1.57	1.43	1.61	1.62	1.59	1.36	1.83
1411	FLCRHAM PARK	2.14	2.57	2.57	2.50	2.19	2.50	2.71
1412	HANOVER	1.57	2.28	2.32	2.28	2.37	2.55	2.89
1413	HARCING	1.21	1.55	1.55	1.56	1.57	1.60	1.82
1414	JEFFERSON	2.05	2.83	2.96	3.38	2.96	3.21	3.68
1415	KINNELON	2.03	2.87	3.18	3.26	2.95	2.99	3.45
1416	LINCLN PARK	2.89	3.26	2.76	3.25	3.15	3.61	3.84
1417	MACISON	2.34	2.95	2.92	3.00	2.82	3.17	3.55
1418	MENDHAM BORO.	2.45	2.63	2.49	2.67	2.76	3.19	3.74
1419	MENDHAM TWP.	1.52	2.35	2.61	2.50	2.42	2.72	3.08
1420	MINE HILL	2.00	2.64	2.58	2.79	2.72	3.34	3.81

1421	MCNTVILLE	2.15	2.26	2.25	2.60	2.48	2.57	2.86
1422	MORRIS	2.33	2.22	2.10	2.44	2.35	2.64	2.92
1423	MORRIS PLAINS	2.07	2.03	2.38	2.43	2.34	2.45	2.62
1424	MORRISTOWN	2.63	3.10	3.17	3.15	2.98	3.16	3.50
1425	MCUNTAIN LAKES	3.26	3.46	3.59	3.84	3.67	3.61	4.00
1426	MOUNT ARLINGTON	2.05	2.44	2.48	2.54	2.62	2.89	3.10
1427	MOUNT OLIVE	2.42	2.74	2.58	2.66	2.38	2.64	2.97
1428	NETCONG	2.08	2.27	2.28	2.36	2.32	2.50	2.75
1429	PARSIPPANY-TROY HILLS	2.27	2.64	2.43	2.39	2.21	2.61	3.03
1430	PASSAIC	2.41	2.74	2.97	3.26	2.69	3.03	3.40
1431	PEQUANNOCK	2.33	2.72	2.69	2.56	2.55	2.94	3.19
1432	RANCOLPH	2.22	3.15	2.83	2.73	3.11	3.09	3.94
1433	RIVERDALE	1.67	2.44	2.26	2.32	2.49	2.62	2.76
1434	ROCKAWAY BORO.	2.48	2.73	2.59	2.81	2.36	2.91	3.01
1435	ROCKAWAY TWP.	1.55	2.29	2.41	2.57	2.85	2.92	3.35
1436	ROXBURY	2.03	2.60	2.82	2.48	2.43	2.73	3.37
1437	VICTORY GARDENS	4.24	4.23	4.21	3.89	3.58	4.64	4.55
1438	WASHINGTON	2.16	2.06	2.38	2.93	3.08	3.08	3.33
1439	WHARTON	2.48	2.83	2.86	3.33	3.55	3.47	3.37

OCEAN COUNTY

CCCE	NAME OF MUNICIPALITY	1960	1963	1964	1965	1966	1967	1968
1501	BARNEGAT LIGHT	1.87	2.10	1.97	1.95	2.04	1.89	2.05
1502	BAY HEAD	.55	1.60	1.56	1.52	1.70	1.92	1.99
1503	BEACH HAVEN	1.80	1.58	2.27	2.14	2.22	2.19	2.39
1504	BEACHWOOD	1.65	1.93	2.39	2.61	2.66	2.86	2.97
1505	BERKELEY	2.76	3.17	3.11	3.44	3.34	3.20	3.45
1506	BRICK	1.87	2.31	2.58	2.69	2.60	2.75	3.08
1507	DOVER	1.59	2.00	2.26	2.42	2.32	2.41	2.76
1508	EAGLESWOOD	1.76	2.27	2.37	2.49	2.25	3.00	3.06
1509	HARVEY CEDARS	1.63	2.21	2.43	2.32	2.34	2.18	2.35
1510	ISLAND HEIGHTS	3.25	3.21	3.58	3.22	3.47	3.89	4.53
1511	JACKSON	2.60	2.61	3.38	3.21	2.42	3.31	4.05
1512	LACEY	1.52	1.68	1.89	1.81	1.84	1.81	1.64
1513	LAKEHURST	2.32	2.76	3.14	3.32	2.56	2.71	3.10
1514	LAKESWOOD	2.74	3.08	3.45	3.56	3.38	3.42	3.78
1515	LAVALLETTE	1.31	1.51	1.74	1.66	1.67	1.71	1.86
1516	LITTLE EGG HARBOR	1.67	1.82	1.72	1.73	1.54	1.43	1.56
1517	LONG BEACH	1.44	1.83	1.98	1.87	1.81	1.73	1.95
1518	MANCHESTER	2.85	2.18	2.20	2.55	2.43	2.39	2.37
1519	MANTOLCKING	.82	.57	.96	1.03	1.05	.97	1.14
1520	OCEAN	1.68	1.87	1.90	1.75	1.81	1.94	1.99
1521	OCEAN GATE	2.33	2.52	2.96	2.87	2.59	2.89	3.25
1522	PINE BEACH	1.75	1.82	2.26	2.43	2.45	2.41	10.67
1523	PLUMSTED	1.75	1.61	2.06	2.72	2.28	2.05	2.85
1524	POINT PLEASANT	2.02	2.55	2.91	2.92	2.84	3.05	3.22
1525	POINT PLEASANT BEACH	1.70	1.93	2.32	2.35	2.51	2.39	2.77

1526	SEASIDE HEIGHTS	1.61	1.59	1.60	1.58	1.58	1.54	1.85
1527	SEASIDE PARK	1.74	2.03	2.13	2.02	2.05	2.02	2.22
1528	SHIP BOTTOM	1.57	2.19	2.14	2.44	2.24	2.17	2.40
1529	SOUTH TCMS RIVER	1.27	1.62	2.15	2.21	2.16	2.44	2.53
1530	STAFFORD	2.18	2.24	2.16	1.93	1.99	2.05	2.52
1531	SURF CITY	1.61	1.91	1.98	1.98	2.03	1.86	2.03
1532	TUCKERTON	2.03	2.41	2.54	2.76	2.61	2.98	3.38
1533	UNION	2.55	3.16	3.20	3.04	2.32	2.80	3.19
PASSAIC COUNTY								
CODE	NAME OF MUNICIPALITY	1960	1963	1964	1965	1966	1967	1968
1601	BLCOMINGDALE	1.53	2.57	2.71	2.88	2.81	3.28	3.71
1602	CLIFTON	2.06	1.96	2.06	1.86	1.83	1.97	2.20
1603	HALEDON	2.09	2.15	2.03	1.98	2.00	2.20	2.39
1604	HAWTHORNE	2.09	2.13	2.20	2.35	2.34	2.21	2.55
1605	LITTLE FALLS	2.28	2.14	2.24	2.28	2.24	2.28	2.50
1606	NORTH HALEDON	2.32	2.51	2.47	2.59	2.55	2.66	2.98
1607	PASSAIC	3.23	3.82	3.39	3.08	3.49	3.54	3.92
1608	PATERSON	3.80	3.56	3.71	3.74	3.70	4.40	4.69
1609	PCMPTON LAKES	2.46	2.62	2.88	2.74	2.78	2.95	3.38
1610	PROSPECT PARK	2.06	1.97	2.16	2.13	2.12	2.30	2.57
1611	RINGWOOD	2.13	2.52	2.66	2.72	2.33	2.36	2.85
1612	TOTOWA	2.14	2.21	2.14	2.17	1.53	2.19	2.47
1613	WANAQUE	2.67	2.73	2.90	2.69	2.55	2.63	3.24
1614	WAYNE	2.04	2.00	2.10	2.31	2.28	2.35	2.73
1615	WEST MILFORD	2.06	2.24	2.65	2.49	2.57	2.62	3.08
1616	WEST PATERSON	2.10	2.38	2.42	2.26	2.27	2.39	2.72

SALEM COUNTY

CODE	NAME OF MUNICIPALITY	1960	1963	1964	1965	1966	1967	1968
1701	ALLCWAY	2.12	3.07	2.43	2.50	2.02	2.04	2.24
1702	ELMER	2.97	3.70	3.39	3.12	2.37	3.36	3.25
1703	ELSINBORO	2.58	2.50	2.34	4.77	2.41	2.55	2.77
1704	LOWER ALLOWAYS CREEK	2.64	3.30	3.09	2.77	2.29	2.52	2.80
1705	MANNINGTON	2.03	2.46	2.44	2.43	1.60	2.44	2.53
1706	OLDMANS	2.75	1.67	2.13	1.65	2.50	3.14	2.99
1707	PENNS GROVE	3.44	2.94	3.58	3.45	3.04	3.36	3.45
1708	PENNSVILLE	1.68	1.68	1.06	1.28	1.43	3.34	1.77
1709	PILES GROVE	2.36	2.34	2.66	2.14	2.02	2.12	2.49
1710	PIITSGROVE	2.25	2.57	2.87	2.86	2.44	2.56	2.74
1711	QUINTON	3.16	2.68	3.00	2.92	2.22	2.51	2.50
1712	SALEM	3.06	3.87	4.08	4.17	4.20	3.75	4.28
1713	UPPER PENNS NECK	2.59	2.83	3.08	2.78	2.71	3.14	3.17
1714	UPPER PITTS GROVE	2.01	2.49	2.59	3.20	2.42	2.65	2.72
1715	WOCSTOWN	2.57	3.00	3.35	3.09	2.57	2.98	3.14

SOMERSET COUNTY

CODE	NAME OF MUNICIPALITY	1960	1963	1964	1965	1966	1967	1968
1801	BECMINSTER	1.26	1.76	1.62	1.63	1.36	1.48	1.89
1802	BERNARDS	2.19	2.57	2.71	2.94	2.77	2.89	3.36
1803	BERNARDSVILLE	1.80	2.17	2.10	2.13	2.19	2.25	2.58
1804	BOUND BROOK	2.71	3.12	3.16	3.25	2.92	3.18	3.48
1805	BRANCFBURG	2.03	2.05	2.39	2.52	2.22	2.46	2.81

1806	BRIDGEWATER	1.35	1.50	1.59	1.91	1.90	2.27	2.92
1807	FAR HILLS	1.25	1.58	1.90	1.56	1.55	1.59	1.77
1808	FRANKLIN	2.11	2.55	2.70	2.58	2.55	2.81	3.64
1809	GREEN BROOK	2.40	2.39	2.37	2.32	2.07	2.71	3.17
1810	HILLSBOROUGH	1.54	1.56	2.10	2.24	1.91	2.67	2.95
1811	MANVILLE	2.13	2.38	2.27	2.20	2.26	2.44	2.71
1812	MILLSTONE	2.21	2.50	2.61	2.95	2.63	2.62	2.76
1813	MCNTGOMERY	1.35	1.65	1.57	2.01	1.86	2.07	2.50
1814	NORTH PLAINFIELD	2.60	2.56	2.89	2.79	2.66	2.79	3.14
1815	PEAPACK GLADSTONE	1.55	2.21	2.23	2.25	2.11	1.92	2.44
1816	RARITAN	2.32	2.60	2.72	2.62	2.49	2.88	3.19
1817	ROCKY HILL	1.24	1.99	2.47	2.15	1.91	2.54	3.25
1818	SCMERVILLE	2.54	2.91	2.77	2.66	2.67	2.88	3.35
1819	SOUTH BOUND BROOK	2.36	2.98	3.13	3.26	3.06	3.54	3.76
1820	WARREN	2.01	2.53	2.46	2.41	2.41	2.71	3.04
1821	WATCHUNG	1.77	1.56	1.95	2.10	2.02	2.08	2.35

SUSSEX COUNTY

CODE	NAME OF MUNICIPALITY	1960	1963	1964	1965	1966	1967	1968
1901	ANCONVER	3.34	3.04	2.29	2.38	2.30	2.67	3.48
1902	ANCONVER	2.72	2.56	2.63	2.63	2.56	3.05	3.53
1903	BRANCHVILLE	2.08	2.34	2.43	2.59	2.42	2.88	3.58
1904	BYRAM	2.10	2.33	2.73	2.43	2.23	2.63	3.39
1905	FRANKFORD	2.68	2.67	2.82	3.07	2.64	2.27	2.76

1906	FRANKLIN	2.84	4.65	4.50	3.90	3.10	3.82	3.92
1907	FREDON	1.83	2.01	2.18	2.24	2.11	2.35	2.98
1908	GREEN	2.40	2.74	2.48	2.66	2.25	2.64	3.10
1909	HAMBURG	3.21	3.70	4.19	3.05	2.77	3.13	3.15
1910	HAMPTON	1.84	1.75	2.29	1.96	2.64	2.60	2.86
1911	HARCYSION	2.09	2.35	2.38	2.65	2.33	2.55	2.96
1912	HCPATCONG	1.85	2.14	2.46	2.71	2.57	3.13	3.24
1913	LAFAYETTE	3.62	3.41	2.76	2.46	2.97	2.27	2.88
1914	MONTAGUE	1.22	1.68	1.41	2.29	1.74	1.53	1.81
1915	NEWTON	2.53	3.09	3.31	3.31	3.21	3.42	3.61
1916	CGCENSBURG	2.01	2.58	3.03	2.15	1.89	4.05	4.33
1917	SANDYSTON	2.28	2.14	1.78	1.70	1.62	1.55	1.92
1918	SPARTA	2.35	2.59	2.67	3.02	2.99	3.11	3.54
1919	STANFOPE	2.68	2.99	3.31	2.99	2.89	3.52	3.78
1920	STILLWATER	1.74	1.93	1.95	1.74	1.98	1.97	2.20
1921	SUSSEX	2.77	3.70	3.37	3.73	3.85	4.63	4.60
1922	VERNON	1.78	1.61	1.60	1.72	1.90	1.97	2.20
1923	WALPACK	2.34	1.63	1.92	1.86	1.53	1.79	1.82
1924	WANTAGE	1.72	2.40	2.00	2.03	2.38	2.71	2.79

UNION CCUNTY

CCCE	NAME OF MUNICIPALITY	1960	1963	1964	1965	1966	1967	1968
2001	BERKELEY HEIGHTS	2.06	2.26	2.68	2.70	2.46	2.20	2.69
2002	CLARK	1.77	2.22	2.00	2.28	2.10	2.43	2.61
2003	CRANFORD	2.24	2.74	2.84	2.85	2.46	2.68	2.93
2004	ELIZABETH	2.94	3.12	2.98	2.85	2.77	3.12	3.37
2005	FANWOOD	2.47	2.70	2.91	3.06	2.97	3.19	3.74
2006	GARWOOD	2.36	2.74	2.18	2.51	2.32	2.34	2.80
2007	HILLSIDE	2.07	2.17	2.50	2.39	2.28	2.48	2.76
2008	KENILWORTH	1.84	1.87	2.06	1.93	1.88	1.86	2.17
2009	LINDEN	1.44	1.59	1.68	1.56	1.43	1.49	1.64
2010	MCOUNTAINSIDE	2.05	2.31	2.31	2.39	2.23	2.20	2.53
2011	NEW PROVIDENCE	2.48	2.45	2.39	2.84	2.93	3.12	3.40
2012	PLAINFIELD	3.10	3.35	3.38	3.38	3.32	3.81	4.43
2013	RAHWAY	2.63	2.83	2.90	2.84	2.71	2.80	3.19
2014	ROSELLE	2.55	2.61	2.63	2.55	2.55	2.64	2.83
2015	ROSELLE PARK	2.18	2.81	2.72	2.69	2.56	2.93	3.24
2016	SCOTCH PLAINS	2.35	2.44	2.71	2.80	2.73	2.91	3.55
2017	SPRINGFIELD	2.22	2.52	2.64	2.67	2.60	2.78	3.02
2018	SUMMIT	1.94	2.32	2.44	2.38	2.30	2.46	2.77
2019	UNION	1.67	1.83	1.82	1.83	1.76	1.90	2.19
2020	WESTFIELD	2.52	2.71	2.70	2.71	2.65	2.74	3.26
2021	WINFIELD	15.70	16.93	16.92	16.93	13.82	14.42	13.49

COUNTY

WARREN

CLEF	NAME OF MUNICIPALITY	1960	1963	1964	1965	1966	1967	1968
2101	ALLAMUCHY	1.49	1.76	2.20	2.40	1.43	2.00	2.15
2102	ALPHA	2.46	2.58	2.68	2.85	2.46	3.17	3.64
2103	BELVIDERE	2.54	2.85	3.33	3.09	3.17	3.67	3.82
2104	BLAIRSTOWN	2.55	1.83	2.18	2.10	.69	8.46	.49
2105	FRANKLIN	1.84	2.17	2.59	2.28	2.49	2.56	2.91
2106	FREELINGHUYSEN	1.87	2.46	1.75	1.83	2.14	2.07	2.58
2107	GREENWICH	2.22	2.43	2.47	2.19	2.17	2.16	3.04
2108	HACKETTSTOWN	2.73	2.99	3.52	3.32	2.89	3.14	3.54
2109	HARDWICK	1.80	1.75	1.54	1.57	1.29	1.84	2.17
2110	HARMONY	2.10	2.67	2.90	2.58	1.94	2.49	2.60
2111	HOPE	1.90	2.28	2.36	2.98	1.86	1.84	2.09
2112	INDEPENDENCE	2.39	2.41	2.41	3.15	2.67	2.43	3.07
2113	KINCWILTON	1.75	2.25	2.16	2.48	1.74	2.16	2.89
2114	LIBERTY	2.64	2.85	2.72	2.81	2.57	2.65	2.94
2115	LCPATCONG	1.89	2.31	2.38	2.22	2.23	2.56	2.70
2116	MANSFIELD	2.30	2.75	2.82	2.78	2.52	3.14	3.34
2117	OXFORD	2.57	3.24	3.61	3.57	3.21	3.27	3.99
2118	PAHAGUARRY	3.20	2.02	1.67	1.42	.62	.78	.82
2119	PHILLIPSBURG	2.81	3.22	3.20	3.13	2.92	3.29	3.50
2120	POPATCONG	2.24	2.48	2.48	2.41	2.12	2.22	2.61
2121	WASHINGTON BORO.	2.61	2.75	3.16	3.33	3.65	3.67	4.03
2122	WASHINGTON TWP.	1.92	2.78	2.73	3.20	2.68	3.09	3.46
2123	WHITE	2.14	1.96	2.38	2.27	1.72	2.21	3.06

GLOSSARY

Administrative and Executive: expenditures of the governing body, office of the governing body, mayor, manager, municipal clerk's office, legal department, municipal boards and commissions, general governmental buildings and grounds, purchasing and custody of supplies, management of acquired property, elections, printing and advertising of ordinances and proceedings and general administrative activities. In county units it includes the expenditures of the governing body (board of chosen freeholders), and general administrative activities not separately shown.

Annual Budget: the governing body of each local unit is required to adopt a budget for each fiscal year pursuant to the provisions of the "local budget law."

Annual Debt Statement: sworn statement filed by chief financial officer of the local unit, attesting to the debt condition of the local unit as of the last day of the preceding fiscal year, pursuant to provisions of the "local bond law."

Assessed Valuation: the value of property as appraised for taxation and other purposes, determined by a local assessor whose jurisdiction extends over a primary area.

Assessment and Collection of Taxes: expenditures incurred for supervision, custody and collection of taxes and assessments of the municipality. Also the maintenance of assessment records, tax map, tax sales, tax searches, revaluation programs and liquidation of delinquent taxes, tax title liens and assessments.

Authorities: bodies corporate and politic created to perform definite prescribed functions within a local unit or region, with power to levy and collect service charges, incur debt and operate autonomously.

Authority Debt: obligations of "authority" outstanding on the date specified.

Beaches and Boardwalks: expenditures in connection with the supervision, operation and maintenance of municipal bathing beaches, boardwalks, pools and related recreational activities, also facilities which are privately owned and operated such as bathhouses and swimming pools. Expenditures for beach and boardwalk lighting and beach patrols and lifeguards are also included in this group.

Bond Ordinance: means an ordinance adopted by the governing body of the local unit providing for the authorization of obligations pursuant to the provisions of the "local bond law."

Capital Debt: the debt obligation, long- and short-term, authorized by bond ordinance for local district schools, self-liquidating or utility debt or other general capital purposes whether authorized but not issued or issued and outstanding on the date specified.

Capital Debt Issued and Outstanding: all capital debt issued and unpaid on the date specified.

Capital Improvements: includes "down payments on improvements" (a 5% down payment is required in the "Local Bond Law" when making an

appropriation for improvement by ordinance), "Capital Improvement Fund" (may be used to provide the necessary down payment or may be used to finance the improvement in whole or in part through an ordinance appropriation), "other capital improvements" (line items of appropriation for capital projects or items of equipment such as fire engines, road scrapers, etc.).

Capital Outlay: expenditures by ordinance, for the construction and improvement of fixed assets such as buildings and equipment, beaches and boardwalks, parks and playgrounds, sanitary sewers, streets and roads, water supply, etc.

Cash Basis Budget: means a budget prepared in accordance with the provisions of the "local budget law," and in such form that based on limitations, percentages and estimates there will be sufficient cash collected to meet all debt service requirements, necessary operations of the local unit for the fiscal year and, in addition, provide for any mandatory payments required to be met during the fiscal year.

Chief Financial Officer: means the Director of Revenue and Finance, comptroller, treasurer, collector or other financial officer of a municipality or the treasurer of a county.

Civil Defense and Disaster Control: expenditures for the supervision and maintenance of equipment required in time of emergency; warning systems, communications equipment, ambulances and other motor vehicles needed in time of disaster or emergency.

County: a local unit of government. (There are 21 counties in New Jersey.)

County Taxes: the amount required to be paid by the municipality to the county for its share of the county tax levy as apportioned by the County Board of Taxation.

Current Finances: current financial position of local unit as reflected in condensed operating balance sheet for the fiscal year reported.

Current Operations: expenditures for salaries and wages, materials and supplies, contractual services other than capital outlay.

Current Taxes: property taxes levied for support of appropriation in the current budget.

Debt Limitation: the debt limit in New Jersey is 3½% for municipalities and 2% for counties, computed on the "equalized valuation basis."

Debt Service: means the payment by the local unit of the principal and interest on the obligations issued by it, whether permanent or temporary.

Deferred Charges: include overexpenditures of appropriations, expenditures without appropriation, payment of prior years' bills, deferred charges to future taxation not bonded (appropriation in current budget for part payment of a capital item which reduces the amount necessary to finance a capital project), cash deficit of a previous year, emergencies of a prior year, etc.

Delinquent Taxes: all taxes remaining unpaid when due.

District School Taxes: payments to the local school district, regional school district and consolidated school district for the operation and maintenance of schools.

Emergency Appropriations: New Jersey statutes provide that emergency appropriations may be created by emergency resolution for the purpose of meeting an unforeseen or emergent condition for which adequate provision was not made in the current budget.

Emergency Borrowings: emergency appropriations financed from funds on hand or by issuance of emergency notes to support emergency appropriations.

Equalized Valuation: the aggregate of property as determined by the Director of Taxation as of October 1 of the fiscal year. It includes the sum of the following: (1) the aggregate true value of real property (exclusion of second-class railroad property), (2) the assessed valuation of second-class railroad property, (3) the assessed valuation of all personal property in the local unit.

Equalized Valuation Basis: means the average for the last three (3) preceding years, of the sum total of (a) the aggregate equalized valuations of real property together with improvements, as certified in the Table of Equalized Valuations by the Director of the Division of Taxation in the Department of the Treasury, on October 1, of each year, pursuant to Chapter 86 of the laws of 1954 and, (b) the assessed valuation of class II railroad property as set forth in the Table of Equalized Valuations referred to in (a) above.

Expenditures: means cash disbursements and amounts reserved to meet unpaid claims of the current fiscal year.

Financial Administration: expenditures for supervision, control and custody and collection and disbursement of all municipal funds, including the offices of the comptroller, treasurer, auditor and budget director. The internal accounting and auditing, administration of debt, budgeting and administration of special funds and investment expenses are also included.

Fire Protection: expenditures for supervision, training, fire prevention, fire alarm and communications, hydrant and water service, fire-fighting forces, aid to volunteer fire companies, rescue squads, engine service, maintenance and operation of equipment, fire stations and buildings, uniform allowances, medical services and pensions for firemen and their widows.

Fiscal Year: the fiscal year for all counties and municipalities is the calendar year.

Garbage and Trash Removal: expenditures for the collection and disposal of garbage and trash and maintenance of equipment.

Gross Debt: includes all bonds and notes issued and authorized but not issued, or guaranteed by the local unit, except tax anticipation notes, emergency notes, special emergency notes and utility revenue notes, also the amount of bonds and notes authorized but not issued of any school district.

Health Services: expenditures for supervision, operation and maintenance of health department which is charged with the conservation and improvement of public health. Also expenditures for Visiting Nurses' Associations, control of communicable diseases, sanitary inspectional services, mental health programs, registration of vital statistics, health centers and

general health clinics, laboratories and health services, also for animal regulation and control, pest control, mosquito extermination and stream and air pollution.

Hospitals: expenditures for supervision, operation and maintenance of municipal hospitals and aid to general hospitals privately owned and not operated for profit.

Libraries: expenditures for supervision, operation and maintenance of a Free Public Library, expenses of participation in a Free County Library and aid to Privately Owned and Operated Libraries and Reading Rooms.

Local Improvement: means an improvement of property, part or all of the cost which has been, or is to be, assessed on property.

Local Purpose Taxes: the amount required from general taxation to operate and maintain the municipality and provide for municipal debt service.

Local Unit: means a county or municipality.

Miscellaneous Revenues Realized: represents cash receipts from licenses, fees and permits, fines, interest and costs on taxes and assessments, bus receipts, parking meters, franchise and gross receipts taxes, etc.

Municipality: a corporate, local unit of government; city, town, borough, township or village. (There are 567 municipalities in New Jersey.)

Municipal Public Utility: means any water, sewer, electric power or gas system, or any combination thereof, or any public parking system or any other utility or other enterprise, or project undertaken pursuant to the urban development law, or authorized to be operated by a local unit. Operations are separate and distinct from the local unit.

Net Debt: the gross debt less statutory deductions applicable.

Net Valuation Taxable: the assessed valuation of real and personal property including second-class railroad property less deductions under R. S. 54:4-3.16, veterans' and senior citizens' exemptions.

Other Educational Services: expenditures for supervision, operation and maintenance of museums, historical sites, civic centers, zoos and other public education enterprises, celebration of public events and other educational activities.

Other Protection: expenditures for supervision of all inspectional services except health and sanitary inspections, for buildings, plumbing, electrical, oil burner, gas, weights and measures, elevators, etc.

Other Recreational Services: expenditures for supervision and operation of municipally owned golf courses, swimming pools, airports, flying fields, stadiums, etc.

Parks and Playgrounds: expenditures in connection with the supervision, operation and maintenance of public parks and playgrounds. Also the supervision of recreational activities such as carnivals, tournaments, life-saving, and swimming instructions. Maintenance of park roads, park policing, park lighting, trees and shrubberies, band concerts, public entertainment and maintenance of equipment are also included in this classification.

Per Capita Figures: computations are based upon the estimated population, 1967.

Police Protection: expenditures for supervision, training and maintenance of uniformed police, maintenance of general and criminal records, police radio and communications system, safety patrols, school crossing guards, traffic control, parking meter maintenance, municipal court, police stations and buildings, police patrol vehicles, ambulance service, juvenile aid programs, uniform allowance, pensions and medical service.

Property Acquired by Deed or Foreclosure: this asset is created through the foreclosure of tax title liens. When real estate taxes are unpaid the collector is charged with the duty of selling the same for non-payment. If there is no outside purchaser, the property is struck off to the municipality and the tax title lien is vested in the municipality. After two years from the date of the sale, the municipality may, in accordance with law, foreclose the right of redemption through the courts and thus acquire the title in fee.

Revenues: actual receipts which are available to meet expenditures and required payments except surplus revenue and State Aid. Surplus revenue may be in part offset by deferred charges and State Aid may be represented by State Funds set aside for the local unit but not yet paid over.

Reserve for Uncollected Taxes: an overlay item in the municipal budget which is designed to insure the municipality sufficient cash with which to carry out its functions after providing in full to other governmental units—Local Schools, County and Special Districts.

Sanitary Sewers: expenditures for supervision, operation and maintenance of a municipal sewerage system, participation in a joint sewerage system, authority, donation to an authority and maintenance of equipment. Does not include expenses of a municipally operated utility which is a separate entity.

Special Districts: independent governments created to provide definite functions and having power to tax, impose service charges and incur debt.

State Aid: revenues represent amounts received for State Road Aid, highway lighting, building allowance for schools (chapter vi districts) and direct payments for services.

Statutory Expenditures: includes required contributions for Public Employees Retirement System, Old Age and Survivors' Insurance, Consolidated Police and Firemen's Pension Fund, and Police and Firemen's Retirement System of New Jersey.

Street Cleaning: expenditures for supervision, equipment maintenance and incidental costs of cleaning streets and dust control.

Street Lighting: expenditures for street and highway lighting, bridge lighting and traffic signals.

Street Repairs and Maintenance: expenditures for the supervision of construction, reconstruction, repairs and maintenance of roads with State-Aid, road repairs and maintenance, engineering, road equipment maintenance, motor vehicle maintenance, public works garage, storm sewers, drains, sidewalks, curbs and gutters, bridges and culverts, snow and ice removal and street signs.

Tax Title Liens: this asset created as result of sale by municipality for non-payment of real estate taxes, delinquent assessments, utility charges or special district taxes.

Tax Rate(s): Chapter 51, P. L. 1960 as amended, became effective in 1965 and will prevail in 1966 and 1967. It provides for separate tax rates upon personal property taxes used in business at levels to insure that such property will bear no less percentage of the total tax load in each taxing district than it did in 1963. Tax rates in this report are shown accordingly.

General tax rate means the general tax rate applicable to all taxable property. **Adjusted business personalty tax rate** means the rate applicable when all adjusted tangible business personal property is greater than the rate applicable to all taxable property (other than business personalty).

Adjusted general tax rate applicable to all taxable property (other than business personalty) when the adjusted business personalty tax rate is greater than the general tax rate. All rates shown are based upon \$100 valuation.

"Equalized tax rate" or "Effective tax rate" means the total tax levy for the current year on which the tax rate is computed divided by the apportionment valuation for the current year, as shown in the table of aggregates prepared pursuant to R. S. 54:4-52.

Unclassified: includes all miscellaneous expenditures which cannot be allocated to other function and activity groups. Items of a non-recurring nature—judgments and losses, special surveys, municipal warehouses and markets, cemeteries, etc., are included. Contingent appropriations are also a part of this classification.

Welfare—Public Assistance: expenditures for the administration of public assistance, direct public assistance and other welfare services for adults and children.

RECEIVED
LOCAL PROPERTY
TAX BUREAU

Nov 14 11 26 AM '68

STATE OF NEW JERSEY
LOCAL PROPERTY TAX BUREAU
P. O. BOX 1998
TRENTON, NEW JERSEY 08625

